

AUGUST 9, 2025  
PRESEASON WEEK 1



VS.

STEELERS



JAGUARS FOOTBALL | DUUVAL | JACKSONVILLE, FL



**JOHN DEVER** | Senior Vice President and Chief Communications Officer | [DeverJ@nfl.jaguars.com](mailto:DeverJ@nfl.jaguars.com)  
**AMANDA HOLT** | Senior Director of Football Communications | [HoltAF@nfl.jaguars.com](mailto:HoltAF@nfl.jaguars.com)  
**DYLAN MORTON** | Senior Director of Football Communications | [MortonD@nfl.jaguars.com](mailto:MortonD@nfl.jaguars.com)  
**LYNDSAY ROSSMAN** | Director of Business Communications | [RossmanL@nfl.jaguars.com](mailto:RossmanL@nfl.jaguars.com)  
**EMILY MEARS** | Public Relations Coordinator | [MearsE@nfl.jaguars.com](mailto:MearsE@nfl.jaguars.com)  
**CLINT COHEN** | Public Relations Coordinator | [CohenC@nfl.jaguars.com](mailto:CohenC@nfl.jaguars.com)

@Jaguars  
@JaguarsPR  
Jaguars.com



## JACKSONVILLE JAGUARS VS. PITTSBURGH STEELERS / AUGUST 9 / 7 P.M. ET



### BACK IN THE BANK

The Jacksonville Jaguars kick off the 2025 preseason in EverBank Stadium against their former AFC Central rivals, the Pittsburgh Steelers. Jacksonville is 1-1 against Pittsburgh in the preseason, defeating Pittsburgh, 23-21, on Aug. 14, 2015, and falling to Pittsburgh, 16-15, on Aug. 20, 2022.

The Jaguars are 60-54 all-time in the preseason.

In 2024, the Jaguars were undefeated in the preseason (3-0) for the second consecutive year and the third time in franchise history. The team was 3-0 in 2023 and 4-0 in 1997.

Saturday will bring the first game action for the Jaguars since bringing in new football leadership in the 2025 offseason: **Head Coach Liam Coen**, **General Manager James Gladstone** and **Executive Vice President of Football Operations Tony Boselli**. It will also mark the debut of Jacksonville's 2025 draft class, headlined by Heisman Trophy winner and second-overall pick **WR/DB Travis Hunter**.



### STADIUM OF THE FUTURE CONSTRUCTION UPDATES

Construction began in February 2025 following the 2024-25 football season and will be ongoing until the Stadium of the Future's grand opening in August 2028.

Extensive exterior site work is underway, including constructing the foundation for the new canopy and concourse expansion; relocating underground utilities and new services like water, electrical and fiber; and removal of escalators in the north end of the stadium, the skybridge to the West Upper Deck and certain light towers.

There is also vertical work being done with framing, reinforcement and the creation of the main staircase from the southwest plaza to the concourse level. Fans coming to the stadium will see significant progress being made as we build the Stadium of the Future together.

For more information, visit [www.jaguars.com/stadiumofthefuture](http://www.jaguars.com/stadiumofthefuture).

### MEDIA SITE

The Jaguars' media website is NFLONG.com. For customized access to the NFLONG site, please utilize the username "jaguarsmedia" with the password "jaguarsmedia."

All transcripts from training camp and the team's 2025 Media Guide are available in the media center.

### 2025 PRESEASON SCHEDULE

Date	Opponent	Time (TV)
Sat., Aug. 9	Pittsburgh Steelers	7 p.m. (FOX30)
Sat., Aug. 17	at New Orleans	1 p.m. (CBS47)
Sat., Aug. 23	at Miami Dolphins	7 p.m. (FOX30)

### 2025 REGULAR-SEASON SCHEDULE

Date	Opponent	Time (TV)
Sun., Sept. 7	Carolina Panthers	1 p.m. (FOX)
Sun., Sept. 14	at Cincinnati Bengals	1 p.m. (CBS)
Sun., Sept. 21	Houston Texans	1 p.m. (CBS)
Sun., Sept. 28	at San Francisco 49ers	4:05 p.m. (FOX)
Mon., Oct. 6	Kansas City Chiefs	8:15 p.m. (ESPN/ABC)
Sun., Oct. 12	Seattle Seahawks	1 p.m. (FOX)
Sun., Oct. 19	Los Angeles Rams (London)	9:30 a.m. (NFLN)
BYE		
Sun., Nov. 2	at Las Vegas Raiders	4:05 p.m. (FOX)
Sun., Nov. 9	at Houston Texans	1 p.m. (CBS)
Sun., Nov. 16	Los Angeles Chargers	1 p.m. (CBS)
Sun., Nov. 23	at Arizona Cardinals	4:05 p.m. (CBS)
Sun., Nov. 30	at Tennessee Titans	1 p.m. (CBS)
Sun., Dec. 7	Indianapolis Colts	1 p.m. (CBS)
Sun., Dec. 14	New York Jets	1 p.m. (CBS)
Sun., Dec. 21	at Denver Broncos	4:05 p.m. (FOX)
Sun., Dec. 28	at Indianapolis Colts	1 p.m. (FOX)
TBD	Tennessee Titans	TBD

### BROADCAST



Brian Sexton  
(Play-by-Play)



Bucky Brooks  
(Analyst)



Brent Martineau  
(Sideline Reporter)



Frank Frangie  
(Play-by-Play)



Jeff Lageman  
(Analyst)



Kainani Stevens  
(Sideline Reporter)



# JAGUARS IN THE COMMUNITY

## SUMMER OF YOUTH FOOTBALL

This summer, the Jaguars strived to engage with the local community through one of the Jaguars Foundation's main pillars: youth development. Through the Summer of Youth Football campaign, more than 2,000 boys and girls participated in a variety of activities that helped prepare them for their upcoming season. A few of the activations included:

- **Jaguars PREP Girls Prospect Camp** – More than 400 girls ages 7-17 had the opportunity to display their abilities and compete among their peers in a variety of drills and games. Athletes also heard from London Jenkins, a member of the U.S. Women's National Flag Football Team, NJCAA Women's Flag Football National Champion, 2024 Jaguars Prep Girls Flag Player of the Year and Fleming Island High School graduate.
- **2025 Girls Flag Summer Tournament** – Ahead of the girls flag season, 16 Northeast Florida girls high school teams competed against each other in a tournament format. Student-athletes from throughout Northeast Florida played a series of round-robin games until Choctawhatchee High School (Fort Walton Beach) was crowned as tournament champions. The participants also took part in a tug-of-war competition.
- **Nike 11-On Series** – More than 15 boys high school football teams competed against each other ahead of their upcoming season. Student-athletes from across Northeast Florida played a series of pool play games prior to single-elimination playoffs where Bradford High School (Starke) won the title. A lineman competition also took place and was won by Columbia High School (Lake City).
- **Jaguars PREP Boys Prospect Camp** – Approximately 400 boys ages 8-15 showcased their skills and competed against each other in several drills and games. Participants also heard from Darrell "Housh" Doucette III, U.S. Men's National Flag Football Team quarterback.

The Summer of Youth Football programming led up to the NFL FLAG Championships in Canton, OH where 11 teams represented the Jaguars in their respective divisions and faced off against the world's best youth flag football players.



## NFL FLAG CHAMPIONSHIPS

Last month the NFL FLAG Championships took place in Canton, OH. The Jaguars Elite 14u boys left the birthplace of football as champions following a series of exciting, nationally televised games.

The road to Canton started in early April at the Jaguars NFL Flag Regional where a field of nearly 70 teams was narrowed down to 11 division winners, earning a spot to compete in the home of the Pro Football Hall of Fame for the NFL FLAG Championships.

After months of preparation and football development, the Jaguars celebrated these teams ahead of their journey with a sendoff at the Miller Electric Center. Nearly 100 boys and girls gathered at the Jaguars training facility where they toured the team's weight room, locker room and indoor practice field, received Jaguars apparel, watched a video of well wishes from Jaguars players and enjoyed a meal together.

Overall, Jaguars teams went 40-17 at the NFL FLAG Championships making it a highly successful trip to Canton. The four Jaguars Elite teams in attendance went a combined 17-4, including a 7-0 championship run by the 14u boys. The Jaguars Elite 14u boys had a dominant run that culminated in a 13-0 shutout victory in the championship game over Showtime (Falcons) and saw decisive victories along the way, including a 41-12 win in the semifinals vs. RFP (Bills). The team outscored its seven opponents 187-69 in the NFL Flag Championships and their 41 points in the semifinal broke the scoring record for the 14u division.

Brysen Wright (pictured below on the left) saw viral levels of attention as the NFL FLAG Championships 14u MVP and NFL FLAG Player of the Year finalist helped lead his team to victory with a tournament-high 10 receiving touchdowns, five extra points and many acrobatic catches that received millions of views online. Following the trip, the Jaguars Elite 14u boys team was honored by Jaguars Head Coach Liam Coen at the Jaguars' Back Together Weekend training camp practice. The boys were joined by over 100 other local youth and flag football players at the practice.





# JAGUARS IN THE COMMUNITY

## JOSH HINES-ALLEN ANNOUNCES “FOUR ONE FOR HOPE” CAMPAIGN SUPPORTING PEDIATRIC CANCER

In January, the Jaguars announced that DE Josh Hines-Allen would miss the final game of the season due to personal reasons. Behind the scenes, the Hines-Allen Family was enduring some of their most challenging moments, with Josh and his wife Kaitlyn's oldest son, Wesley, falling ill and being diagnosed with Acute Promyelocytic Leukemia.

“A lot of people that you may not know in your daily life has had some type of cancer at a young age,” said Hines-Allen. “You can always be there to support them, care for them, give them love because I think that’s really the main focus on people that’s going through that. They have people that can help support them and give them love.”

The Hines-Allen family rallied behind Wesley through his diagnosis and chemotherapy treatment. Last month, the family was happy to announce that he entered remission.

Wesley continues to receive care at Nemours Children’s Health, Jacksonville as his road to recovery continues. After all the care and support Wesley received at Nemours, the Hines-Allen family through their foundation, Four One For All, decided to give back to the hospital that hepled them as well as other non-profits serving those affected by pediatric cancer.

“We’re contributing to four different organizations throughout the year, so each month is going to be different,” said Hines-Allen. “An organization that we’re targeting to help spread more awareness for them and for us as well. So, I’m excited about that journey.”

The “Four One For Hope” campaign will kick off by raising funds and awareness for Nemours in September. The Hines-Allens will then support the American Cancer Society in October, Ronald McDonald House Charities in November and the National Pediatric Cancer Foundation in December.

Those looking to support Four One For Hope can donate online at <https://givebutter.com/fouroneforhope>.



## SPECIAL DAY FOR THE 2025 ROOKIE CLASS

In June, the Jaguars hosted nearly 40 Special Olympics Florida athletes at the Miller Electric Center for the sixth annual Special Olympics Florida Fantasy Camp presented by Ticketmaster.

The Special Olympics athletes took part in a series of skill stations focusing on NFL FLAG and Play 60 benchmarks alongside the 2025 Jaguars Rookie Class.

In addition to participating in drills with Jaguars players, Special Olympics Florida athletes received customized jerseys and Jaguars gear, participated in a photoshoot, signed one-day contracts with General Manager James Gladstone, and met Jaxson de Ville and members of THE ROAR.

“It’s amazing. I feel like I’m Trevor Lawrence,” said one Special Olympic athlete after the camp. “I wish him good luck and a lot of love at the stadium this season.”

“It’s special supporting them,” said DB Caleb Ransaw. “It’s been great to have them be in our shoes for a day, hosting them, showing them drills. It’s a good thing to do. We’re just having fun today.”



# HC LIAM COEN & GM JAMES GLADSTONE



**LIAM  
COEN**

**HEAD COACH**  
NFL EXPERIENCE: 6  
JAGUARS EXPERIENCE: 1

Liam Coen was named head coach of the Jacksonville Jaguars on January 24, 2025.

Coen arrives in Jacksonville after spending one season as the offensive coordinator for the Tampa Buccaneers (2024). In his lone season in Tampa Bay, he led the NFL's only offense that finished in the top five in yards per game (399.6), scoring (29.5), passing yards per game (250.4) and rushing yards per game (149.2). Under Coen's direction, the Buccaneers became the first team in NFL history to complete 70 percent of their passes and average over 5.0 yards per carry throughout an entire season, in addition to becoming just the second team in league history with 40-plus passing touchdowns and 5.0-plus yards per rush in a single season.

Tampa Bay's offense established a number of single-season franchise records under Coen, including completion percentage (71.5 percent), passer rating (106.8), yards per rush (5.3), rushing yards (2,536) and third-down conversion rate (50.9 percent). Coen oversaw a complete overhaul of the team's rushing attack, improving the NFL's worst-ranked rush offense in 2022 and 2023 to a ground game that finished third in yards per rush and fourth in rush yards per game in 2024. Coen's 2024 offense was one of three across the league to throw for 4,000-plus yards and rush for 2,000-plus yards last season, alongside the Baltimore Ravens and Detroit Lions.

Individually, Coen helped QB Baker Mayfield to career highs in passer rating (106.8), completion percentage (71.4 percent), passing touchdowns (41) and passing yards (4,500), which put him among a group of 10 quarterbacks in NFL history with 4,500-plus yards and 40-plus passing touchdowns in a single season. Additionally, Coen oversaw OL Tristan Wirfs' Pro Bowl and first-team Associated Press All-Pro season and WR Mike Evans' NFL-record-tying streak of 11 consecutive 1,000-yard receiving seasons. Mentored by Coen, RB Bucky Irving led all rookies in scrimmage yards (1,514), rushing yards (1,122) and rushing touchdowns (eight), while WR Jalen McMillan tied for second among this year's rookie class in receiving touchdowns (eight).

Coen brings 15 years of coaching experience to Jacksonville, including five years in the NFL. Before his stint with Tampa Bay, Coen served as the offensive coordinator and quarterbacks coach at the University of Kentucky for the 2023 and 2021 seasons during which he put forth two of the highest-scoring single seasons in school history. The 2021 Wildcats team amassed 56 total touchdowns while the 2023 Wildcats team scored 50 total touchdowns.

Prior to his most recent stint with the Wildcats, Coen was the Rams' offensive coordinator in 2022 after spending time as the club's assistant quarterbacks coach (2020) and assistant wide receivers coach (2018-19). Coen contributed to an offense that ranked among league leaders across those seasons in passing yards per game (248.1; sixth), third-down conversion rate (41.9 percent; eighth), and rushing touchdowns (77; fourth).

As assistant wide receivers coach in 2018, Coen helped guide Robert Woods and Brandin Cooks, who each topped 1,200 yards that season on the way to a Super Bowl appearance. The following year, Woods and Cooper Kupp each surpassed 1,100 receiving yards, marking the latter's first 1,000-yard campaign.

Prior to his time with the Rams, Coen spent two seasons as the offensive coordinator for the University of Maine (2016-17). He came to the University of Maine from the University of Massachusetts (2014-15), where he had served as the quarterbacks coach and passing game coordinator. Coen also spent three years as the quarterbacks coach at Brown University (2010, 2012-13) and one year as the quarterbacks coach and passing game coordinator at the University of Rhode Island (2011).

Prior to his coaching career, Coen played quarterback at the University of Massachusetts. He holds the program records for completions (830), attempts (1,302), completion percentage (63.7 percent), passing yards (11,031), yards per attempt (8.5), passing touchdowns (50) and passer rating (150.7). He graduated in 2008 with a degree in communications. A native of Wakefield, Rhode Island, Coen and his wife, Ashley, have two sons, Jackson and Callahan.



**JAMES  
GLADSTONE**

**GENERAL MANAGER**  
NFL EXPERIENCE: 10  
JAGUARS EXPERIENCE: 1

James Gladstone begins his first season in 2025 as general manager of the Jacksonville Jaguars following nine seasons with the Los Angeles Rams (2016-24) as director of scouting (2022-24) and director of scouting strategy (2019-22).

During Gladstone's nine-year tenure in Los Angeles, the Rams secured four NFC West division titles and appeared in the postseason six times, including a Super Bowl LVI victory in 2021.

As director of scouting, Gladstone collaborated with General Manager Les Snead on strategic planning and oversaw the execution of day-to-day scouting processes. He was also responsible for scouting both current and prospective players, and for providing analysis on a variety of special projects. In the 2024 NFL Draft, the Rams selected OLB Jared Verse in the first round (19th overall) who went on to lead all rookies in pressures (77), hurries (56) and quarterback hits (20), tie for second in tackles for loss (11) and rank fifth in sacks (4.5). Verse was subsequently named the 2024 Associated Press NFL Defensive Rookie of the Year. The year prior, the Rams drafted WR Puka Nacua in the fifth round (177th overall) of the 2023 NFL Draft, who set rookie NFL records in receiving yards (1,486) and receptions (105). Nacua was named AP Second-Team All-Pro, earned All-Rookie honors by the Pro Football Writers of America and was nominated to the Pro Bowl.

Gladstone began his front office career with the Rams as senior assistant to the general manager from 2016-18 and personnel coordinator in 2018. In Gladstone's first NFL Draft in 2017, the Rams selected WR Cooper Kupp in the third round (69th overall) who was named to the PFWA All-Rookie Team after leading the team and ranking second in the league among rookies with 869 receiving yards. After eight seasons with the Rams (2017-24), he finished third in franchise history in receptions (634) and receiving touchdowns (57) and fourth in receiving yards (7,776). In 2021, Kupp posted the second most receiving yards in a single season in NFL history (1,947) and became the fourth player in NFL history to lead the league in receptions (145), receiving yards and receiving touchdowns (16). He was subsequently named Super Bowl LVI MVP, NFL Offensive Player of the Year and AP First-Team All-Pro and was voted to his first Pro Bowl.

Gladstone also played a role in key free-agent acquisitions in 2017, including WR Robert Woods and T Andrew Whitworth. Woods set a career-high in receiving yards (781) on 56 catches in 2017 and later went on to post back-to-back seasons with 1,000-plus receiving yards in 2018 and 2019. Whitworth was named AP First-Team All-Pro in his first season with the team, helping the offensive line give up the ninth-fewest sacks in the league (28.0) after giving up the second most in the league (49.0) the season prior.

Before entering the NFL, Gladstone worked in educational administration as the student activities director and football coach at Clayton High School in his hometown of St. Louis, Mo., and as the media and literacy coordinator and football coach at St. John Vianney High School, also in St. Louis.

Gladstone graduated from Westminster College in 2013 with a bachelor's degree in education. While attending Westminster, he was a two-time captain of the football team, was awarded Athlete of the Year honors and was named to the BSN All-American team as a wide receiver. Gladstone also holds a master's degree in education administration.

Gladstone and his wife, Julie, have a daughter, Sabine, and a son, Julien.





# COORDINATORS



## GRANT UDINSKI

OFFENSIVE COORDINATOR

NFL EXPERIENCE: 6 | JAGUARS EXPERIENCE: 1

Grant Udinski was hired as offensive coordinator on February 5, 2025. He enters his sixth season coaching in the NFL and spent the past three seasons (2022-24) with the Minnesota Vikings, most recently as assistant offensive coordinator/assistant quarterbacks coach.

### Career Highlights

- Spent the 2024 season as assistant offensive coordinator/assistant quarterbacks coach for Minnesota, helping the team finish top 10 in the NFL in games of 20+ points (t-2nd; 15) passing yards per game (6th; 237.8), passing yards per play (7th; 7.38), points per game (9th; 25.4) and first downs per game (10th; 20.8).
- Helped Minnesota score 432 total points last season, their third-highest total in team history.
- Helped Vikings QB Sam Darnold, WR Justin Jefferson and T Brian O'Neill be named to the 2025 Pro Bowl Games. Jefferson was also voted a unanimous AP First-Team All-Pro.
- Helped QB Sam Darnold finish fifth in the NFL in passing yards (4,319) and passing TDs (35) and sixth in passer rating (102.5) in 2024. He also tied for the second-most games with a 100.0+ passer rating in a single season in NFL history (13).
- Under Udinski's tutelage, the 2023 Vikings quarterbacks combined for 74 completions of 20+ yards, the second-highest total in the league, and 30 touchdown passes, tied for fourth-most in the NFL.
- In 2023, helped the Vikings finish in the top 10 in the NFL in passing yards per game (5th; 256.4), fourth-down percentage (t-6th; 58.62), passing yards per play (9th; 6.91) and first downs per game (10th; 20.0).
- Udinski entered the NFL ranks as coaching assistant with Carolina (2020-21) after spending the 2019 season at Baylor as a graduate assistant. Prior to becoming a coach, Udinski played defensive end at Towson from 2016-18 after playing one season at Davidson (2015) as a tight end.



## ANTHONY CAMPANILE

DEFENSIVE COORDINATOR

NFL EXPERIENCE: 6 | JAGUARS EXPERIENCE: 1

Anthony Campanile (camp-uh-nell-ee) was hired as defensive coordinator on January 30, 2025, after spending 2024 as linebackers coach/running game coordinator with the Green Bay Packers. He enters his sixth season in the NFL and first as a defensive coordinator.

### Career Highlights

- Helped the Packers defense rank third in yards allowed per rush (4.0), fourth in total points allowed (318), fifth in total defense (314.5) and seventh in rushing yards allowed per game (99.4) in 2024. It marked the first time the Packers allowed less than 100 rushing yards per game since 2016.
- Helped Miami rank fourth in the NFL in sacks (180.5), sixth in run defense (106.4 yards per game), tied-fifth in forced fumbles (56), and eighth in takeaways (96) and third-down defense (38.6 percent) in his four seasons as linebackers coach (2020-23).
- In 2023, the Dolphins ranked third in the league with a single-season franchise-record 56.0 sacks and were led by LB Bradley Chubb's 11.0 sacks. Chubb also tied for the NFL lead with a career-high six forced fumbles, becoming the first Dolphin to register 10.0+ sacks and 6+ forced fumbles in a season since LB Jason Taylor in 2006.
- Helped guide LB Jaelan Phillips to a franchise rookie record 8.5 sacks in 2021. Miami tied for the fifth most sacks in the NFL that year (48.0).
- In his first season as an NFL coach in 2020, saw three of his linebackers register 5.0+ sacks. It was the first time in team history that Miami had three linebackers record 5.0 or more sacks. The Dolphins ranked first in the NFL in takeaways (29) and third-down defense (31.2 percent) that season.
- Prior to his time in the NFL, Campanile spent eight seasons coaching collegiately at Michigan (2019), Boston College (2016-18) and Rutgers (2012-15). He coached a wide variety of positions at the college level including linebackers, defensive backs, wide receivers and tight ends.
- Campanile played safety and linebacker for Rutgers from 2002-04. He then spent a season as a student assistant (2005) before coaching in the high school ranks for six years (2006-11). Helped Don Bosco Prep (Ramsey, N.J.) to consecutive state titles (2010-11) and a #1 national ranking (2011).



## HEATH FARWELL

SPECIAL TEAMS COORDINATOR

NFL EXPERIENCE: 10 | JAGUARS EXPERIENCE: 4

Heath Farwell, enters his fourth season with the Jaguars as the team's special teams coordinator and his 10th year coaching in the NFL.

### Career Highlights

- Farwell has produced at least one Pro Bowler in each of his three seasons with the Jaguars (LS Ross Maticcik, 2024-25; P Logan Cooke, 2025; WR Jamal Agnew, 2023).
- Helped Maticcik (first team in 2023 and second team in 2024) and Cooke (second team in 2024) earn AP All-Pro honors.
- Under Farwell, K Cam Little set rookie franchise records in field goals made (27) and points scored (108) in 2024 en route to a PFWA All-Rookie Team selection. Little's 93.1% field goal percentage is the highest in team history (min. 25 atts.).
- In 2024, Cooke set a career-high 44.8-yard net punting average to rank second in the NFL and ranked tied-fourth in the NFL in punts inside the 20 (34) in 2024.
- Last season, WR Parker Washington registered the longest punt return in franchise history, a 96-yarder in Week 7. The return was the longest in the NFL in 2024 and the team's first punt return touchdown since 2020.
- In 2023, he helped K Brandon McManus earn October AFC Special Teams Player of the Month honors after converting 12 field goals on 12 attempts, four of which from at least 50 yards.
- Under Farwell's guidance in 2023, LS Ross Maticcik led all long snappers with eight solo tackles and became the first long snapper since 2005 to record one tackle, one forced fumble and one fumble recovery in a single game. Farwell helped P Logan Cooke set a franchise record of total punts inside the 20-yard line (162) after finishing with 29 during the 2023 season, passing P Bryan Barker (151).
- Before coming to Jacksonville, Farwell spent the previous three seasons (2019-21) as Buffalo's special teams coordinator after stops with Carolina (assistant special teams, 2018) and Seattle (assistant special teams, 2016-17).
- In 2020, he assisted Bills P Corey Bojorquez who led the NFL in gross punting average (50.8), K Tyler Bass who set multiple team records, including points scored (141) and field goals in a single game (six), and WR Andre Roberts who led the NFL in yards per kick return (30.03) and earned Pro Bowl and Second-Team All-Pro recognition. The Bills held opponents to an average of 17.9 yards per kick return, the third least in the NFL in 2020.
- Prior to his coaching career, Farwell played linebacker for Minnesota (2005-10) and Seattle (2011-14). He served as the special teams captain when the Seahawks won Super Bowl XLVIII.



# ASSISTANT COACHES



**Shane Waldron**  
Pass Game Coordinator




**Spencer Whipple**  
Quarterbacks Coach



**Shaun Sarrett**  
Offensive Line Coach



**Edgar Bennett**  
Wide Receivers Coach




**Richard Angulo**  
Tight Ends Coach




**Chad Morton**  
Running Backs Coach




**John Van Dam**  
Offensive Pass Game Specialist



**Tyler Tettleton**  
Assistant Wide Receivers Coach




**Keli'i Kekuewa**  
Assistant Offensive Line/  
Run Game Specialist




**Trevor Mendelson**  
Offensive Assistant



**Fred Walker**  
Offensive Assistant




**Matt Edwards**  
Defensive Line Coach




**Tem Lukabu**  
Linebackers Coach



**Anthony Perkins**  
Defensive Backs Coach



**Ron Milus**  
Secondary Coach



**Derrick LeBlanc**  
Assistant Defensive Line Coach




**Kevin Wilkins**  
Assistant Linebackers Coach



**Drew Lascari**  
Assistant Defensive Backs Coach



**Bill Sheridan**  
Senior Defensive Assistant



**Mario Jeberaegel**  
Defensive Assistant



**Luke Thompson**  
Assistant Special Teams Coach





# CONNECTIONS

PRO CONNECTIONS	
STEELERS	JAGUARS
LB Malik Harrison (2020-24) LB Patrick Queen (2020-23) S DeShon Elliot (2018-21) S Chuck Clark (2017-22)	OL Patrick Mekari (2019-24)
DL Dean Lowry (2016-22) QB Aaron Rodgers (2005-22)	S Darnell Savage (2019-23) OL Cole Van Lanen (2021)
LB Devin Harper (2022-23)	OL Chuma Edoga (2023-24) CB Jourdan Lewis (2017-24)
RB Trey Sermon (2022-23) RB Kenneth Gainwell (2021-24) CB Darius Slay (2020-24) OL Isaac Seumalo (2016-22)	OL Fred Johnson (2022-24) CB Zech McPhearson (2021-23)
DB Cameron McCutcheon (2022-23) WR Lance McCutcheon (2022) WR Ben Skowronek (2021-23) CB Jalen Ramsey (2019-22) WR Robert Woods (2017-20)	TE Hunter Long (2023-24) WR Austin Trammell (2022-23) OL Tremayne Anchrum Jr. (2020-23) TE Johnny Mundt (2017-21)
WR Scotty Miller (2019-22)	OL Robert Hainsey (2021-24)
WR Robert Woods (2023-24) G Nick Broeker (2023-24) P Cameron Johnston (2021-24) OG Max Scharping (2019-21)	S Eric Murray (2020-24)
TE Jonnu Smith (2024) LS Tucker Addington (2024) CB Jalen Ramsey (2023-24) CB DeShon Elliot (2023) QB Skylar Thompson (2022-24)	DE Emmanuel Ogbah (2020-24)
CB Brandin Echols (2021-24)	OL Chuma Edoga (2019-21)
DT Daniel Ekuale (2018-19)	DE Emmanuel Ogbah (2016-18)
LB Devin Harper (2023) OG Max Scharping (2023) DT Dominique Davis (2022-24)	WR Trenton Irwin (2019-24)
LS Tucker Addington (2023) LB Cole Holcomb (2019-22)	WR Dyami Brown (2021-24)
DL Dean Lowry (2023) DE Ezezi Otomewo (2022)	OL Ezra Cleveland (2020-23)
RB Trey Sermon (2021)	DT Arik Armstead (2015-23)
S Juan Thornhill (2019-22)	Emmanuel Ogbah (2019)
LB Eku Leota (2023-24) CB D'Shawn Jamison (2023)	OL Ricky Lee (2023)
TE Jonnu Smith (2017-20)	DL Austin Johnson (2016-19)
TE Donald Parham Jr. (2020-23) DT Breiden Fehoko (2020-22)	DL Austin Johnson (2022-23)
STEELERS CONNECTIONS TO FLORIDA	
PLAYER	HOMETOWN/COLLEGE
WR Brandon Johnson	Fort Lauderdale, University of Central Florida
CB James Pierre	Deerfield Beach, Florida Atlantic University
TE Jonnu Smith	Ocala, Florida International University
P Corliss Waitman	Milton
TE Donald Parham Jr.	Lakeland
LB Cole Holcomb	New Smyrna Beach
CB Jalen Ramsey	Florida State University

STEELERS CONNECTIONS TO JAGUARS	
STEELERS	PREV. POSITION
DE Ezezi Otomewo	DE (2023-24)
DT Daniel Ekuale	DT (2020)
CB Jalen Ramsey	CB (2016-19)
TE Coach Alfredo Roberts	TE Coach (2003-06)
JAGUARS CONNECTIONS TO STEELERS	
JAGUARS	PREV. POSITION
DB Levi Wallace	DB (2022-23)
OL Coach Shaun Sarrett	OL Coach (2019-20) Assistant OL Coach (2018) Offensive Assistant (2012-17)
OL Fred Johnson	OL (2019)



**OL Fred Johnson** (right) runs out of the tunnel with teammate RB Kenneth Gainwell (left) prior to the 2024 NFC Wild Card matchup against the Green Bay Packers. The Eagles would win the game, 22-10, and the team would go on to win Super Bowl LIX, defeating the Kansas City Chiefs.



Former Jaguars CB Jalen Ramsey (2016-19) talks to QB Ben Roethlisberger of the Pittsburgh Steelers during their 2017 Divisional Round playoff matchup that the Jaguars would go on to win, 45-42. Ramsey joined the Steelers this offseason.
















# CONNECTIONS

## COLLEGE CONNECTIONS

### STEELERS

### JAGUARS

CB D'Shawn Jamison (2018-22)		RB Ja'Quinden Jackson (2020)
CB Kyler McMichael (2018)		QB Trevor Lawrence (2018-20) RB Travis Etienne Jr. (2017-20) OL Tremayne Anchrum Jr. (2016-19)
OT Broderick Jones (2020-22) TE Darnell Washington (2020-22)		DE Travon Walker (2019-21) CB Tyson Campbell (2018-20)
RB Max Hurlleman (2024) WR Ben Skowronek (2020)		LB Jack Kiser (2019-24) OL Robert Hainsey (2017-20)
CB Joey Porter Jr. (2019-22) TE Pat Freiermuth (2018-20)		WR Parker Washington (2020-22) TE Brenton Strange (2019-22) OL Sal Wormley (2019-24) CB Zech McPhearson (2017-18)
LB Nick Herbig (2020-22) DL Keeanu Benton (2019-22) DT Isaiahh Loudermilk (2016-20) LB T.J. Watt (2015-16)		OL Cole Van Lanen (2016-20)
CB Beanie Bishop (2023) OT Doug Nester (2021-23) C Zach Frazier (2020-23)		OL Wyatt Milum (2021-24) DT Jordan Jefferson (2019-22)
WR Roc Taylor (2021-24) S Quindell Johnson (2018-22) WR Calvin Austin III (2018-21)		QB Seth Henigan (2021-24)
DT Derrick Harmon (2024) OL Steven Jones (2018-23)		DB Jabbar Muhammad (2024) TE Patrick Herbert (2019-24)
LB Malik Harrison (2016-19) P Cameron Johnston (2013-16)		DT DaVon Hamilton (2015-19)
CB Kyler McMichael (2020-21) LB Cole Holcomb (2015-18)		TE John Copenhaver (2020-24) WR Dyami Brown (2018-20)
LB Mark Robinson (2021) FB DJ Thomas-Jones (2020-21) OL Nick Broeker (2019-22)		CB De'Antre Prince (2019; 2021-23)
LB DeMarvin Leal (2019-21) C Ryan McCollum (2016-20)		S Antonio Johnson (2020-22)
OL Spencer Anderson (2018-22)		S Darnell Savage (2015-18)
OL Calvin Anderson (2014-17)		WR Austin Trammell (2017-20)
DT Kyler Baugh (2022-23) CB Beanie Bishop (2022) DE Ezezi Otomewo (2018-21)		DL Danny Striggow (2020-24)
LB Carson Bruener (2020-24) OT Troy Fautanu (2020-23)		DB Jabbar Muhummad (2023)
CB Brandin Echols (2019-20)		OL Luke Fortner (2017-21)
RB Jaylen Warren (2021) LB Devin Harper (2016-21) QB Mason Rudolph (2014-17)		DB Jabbar Muhummad (2020-22) DT Tyler Lacy (2018-22) DE Emmanuel Ogbah (2012-15)
WR Brandon Johnson (2016-20)		DB Doneiko Slaughter (2020-23)
LB Eku Leota (2021-22)		RB Tank Bigsby (2020-22)
WR Scotty Miller (2015-18)		TE Quintin Morris (2017-20)
WR Ke'Shawn Williams (2024)		DL James Carpenter (2024)



OL Wyatt Milum (left) and current Steelers OT Doug Nester (right) ward off the pressure against the Oklahoma State pass rush. In 2023, the Mountaineers offense averaged 31.5 points per game on the way to a 9-4 record and a win in the Duke's Mayo Bowl.



Steelers LB DeMarvin Leal celebrates against Auburn as S Antonio Johnson (right) looks on. Both players started all 12 games during the 2021 season, helping the Aggies defense allow just 5.7 points per game during a three-game stretch to begin the year.



DT DaVon Hamilton rushes QB Trevor Lawrence during the 2019 Fiesta Bowl. The Clemson Tigers led by Trevor Lawrence and RB Travis Etienne Jr. would go on to defeat the Ohio State Buckeyes with a defense starring DaVon Hamilton and current Steelers LB Malik Harrison.



# 2025 DRAFT CLASS



## WR/DB TRAVIS HUNTER

ROUND ONE (SECOND OVERALL) • COLORADO • 6'1" • 185 LB • SUWANEE, GA.

- Across three seasons with Colorado (2022-24) and one season at Jackson State (2021), Hunter posted 2,167 yards and 24 touchdowns on 171 receptions (12.7 yards per reception) at wide receiver, and 87 tackles (63 solo), 26 passes defended, nine interceptions for 99 yards and a touchdown, three tackles for loss, one forced fumble and one fumble recovery at cornerback.
- In his senior season (2024), Hunter recorded 1,258 yards and a program-high 15 receiving touchdowns on 96 receptions (13.1 ypr). It marked the second-most receptions and third-most receiving yards in a single season in CU history. Defensively, Hunter finished the season with 36 tackles (25 solo), 11 passes defended, four interceptions for 65 yards and one forced fumble.
- Led the Buffaloes in scoring with 96 points on 16 touchdowns (15 receiving and one rushing). His 16 touchdowns matched the eighth-highest single season total in program history. Hunter is just the fifth wide receiver in school history to lead Colorado in scoring.
- Set a program record with eight 100-yard receiving games in 2024 including a run of four straight to open the season. Had a streak of five straight games, dating back to 2023's season finale vs. Utah, a CU record.
- Hunter tallied 2,625 snaps across 2023 and 2024, leading the FBS in snaps for both seasons. In 2024, Hunter played 714 of 823 (86.8 percent) total snaps on offense and 748 of 902 (82.9 percent) snaps on defense. From scrimmage, he played 1,460 of 1,725 snaps (84.6 percent). No other FBS player played in more than 56 percent of his team's total snaps in 2024.

## CRITICALLY ACCLAIMED

- In 2024, Hunter won eight major college football awards, including the Heisman Trophy.
- He earned National Player of the Year by the Associated Press and Sporting News, the Walter Camp Award, the Biletnikoff Award as the nation's best receiver, as well as the Bednarik Award and the Lott IMPACT Trophy for his defense.
- Hunter (2023-24) became the first repeat winner of the Paul Hornung Award, recognizing the nation's most versatile player.



## BACK-TO-BACK

- After trades with the Vikings and Texans, the Jaguars had consecutive selections in the third round of the 2025 NFL draft.
- It was the fourth time in franchise history that the Jaguars had back-to-back picks in the NFL draft (2023 - 7th round, 2007 - 5th, 2002 - 7th).
- With the 88th overall pick, Jacksonville selected Tulane CB Caleb Ransaw before taking West Virginia OL Wyatt Millum with the next pick.



CB CALEB RANSAW  
TULANE  
88TH OVERALL



OL WYATT MILLUM  
WEST VIRGINIA  
89TH OVERALL



## DB CALEB RANSAW

ROUND THREE (88TH OVERALL) • TULANE • 6'0" • 196 LB • HARVEST, ALA.

- Totaled 114 tackles, 10 tackles for loss, nine passes defended, one interception and 1.0 sack in 49 games played (31 starts) for Tulane (2024) and Troy (2021-23).
- In his lone season at Tulane in 2024, Ransaw totaled 33 tackles (24 solo), four tackles for loss, three passes defended and 1.0 sack in 11 starts, a performance that earned All-AAC Third Team honors.
- Ransaw was the first player drafted by the Jaguars from Tulane. He also became Tulane's highest-drafted defensive player since 1987.
- Across three seasons with Troy (2021-23), he played in 34 games and totaled 81 tackles (43 solo), three passes defended, one interception and one forced fumble.
- In 2022, Ransaw was Troy's top-rated tackler per Pro Football Focus, only missing two tackles all year.
- Cousin is former NFL CB Dre Kirkpatrick.



## OL WYATT MILUM

ROUND THREE (89TH OVERALL) • WEST VIRGINIA • 6'6" • 317 LB • KENOVA, W.VA.

- Started 43-of-47 games at tackle during his career at West Virginia, including his final 42 games.
- Did not allow a single sack in his last two seasons with the Mountaineers.
- Earned Consensus First-Team All-American honors and was named Big 12 Offensive Lineman of the Year in 2024 after helping pave the way for the ninth-ranked rushing attack among Power Four schools.
- Opened holes for the Mountaineers to run for 140+ yards in 27 of his last 29 games. Helped the Mountaineers rush for 200-plus yards 18 times and 300-plus yards six times over his last three seasons (2022-24). Also helped the Mountaineers rush for 200-plus yards 18 times and 300-plus yards six times over his last three seasons (2022-24).
- Did not allow a single sack at Spring Valley H.S. (Huntington, W.Va.) and was a three-time all-state honoree.
- Had D1 baseball offers as a middle schooler before focusing on football in high school.





# 2025 DRAFT CLASS



## RB BHAYSHUL TUTEN

ROUND FOUR (104TH OVERALL) • VIRGINIA TECH • 5'11" • 209 LB • PAULSBORO, N.J.

- Two-time All-ACC Second-Team selection (2023-24) at Virginia Tech after two years at North Carolina A&T.
- Produced 1,159 rushing yards (fourth in the ACC), 105.4 rushing yards per game (second in the ACC) and 17 total touchdowns in 2024. Eclipsed 100 rushing yards in six-of-11 games played (four against power four opponents, including the single-game rushing yards program record (266)).
- In 2023, totaled 1,633 all-purpose yards (863 rushing, 239 receiving, 550 kick return). Had two kick return touchdowns, earning Sporting News & College Football Network All-American honors as a kick returner.
- Rushed for over 1,500 yards and 15 touchdowns in two seasons at North Carolina A&T (2021-22).



## LB JACK KISER

ROUND FOUR (107TH OVERALL) • NOTRE DAME • 6'2" • 231 LB • ROYAL CENTER, IND.

- Owns Notre Dame's school record for career games played (70).
- Totaled 275 tackles, 16 tackles for loss, 11 passes defended, 6.0 sacks, six forced fumbles, four interceptions (including two pick-sixes) and a blocked kick in six seasons with the Fighting Irish (2019-24).
- Served as a team captain and led the Fighting Irish with 90 tackles en route to a National Championship appearance in his final season (2024).
- Was named Notre Dame Special Teams Player of the Year in 2023.
- Won the 2018 Indiana Mr. Football Award as a senior at Pioneer Junior-Senior High School.



## LB JALEN MCLEOD

ROUND SIX (184TH OVERALL) • AUBURN • 6'1" • 236 LB • WASHINGTON, D.C.

- Totaled 183 tackles, 36.5 tackles for loss, six forced fumbles, six passes defended, three fumble recoveries and two quarterback hits in 54 games played (26 starts) at Auburn (2023-24) and Appalachian State (2020-22).
- Had at least 5.5 sacks in each of his final three collegiate seasons (8.0 in 2024, 5.5 in '23 and 6.0 in '22).
- Set career highs in tackles (57), tackles for loss (13.5) and sacks (8.0) in 2024.
- Named Third-Team All-Sun Belt in 2022 after posting 41 tackles, 7.5 tackles for loss, 6.0 sacks, two forced fumbles, a fumble recovery and a pass defended.
- Won back-to-back state championships while at Friendship Collegiate Academy (Washington, D.C.).



## DB RAYUAN LANE III

ROUND SIX (200TH OVERALL) • NAVY • 5'11" • 197 LB • JESSUP, M.D.

- Totaled 244 tackles, 21 passes defended, eight forced fumbles, eight tackles for loss, seven interceptions (two returned for touchdowns), three fumble recoveries and 1.5 sacks.
- Started 43-consecutive games, ending his career with the longest active streak in the FBS by a safety.
- Named All-AAC First-Team in 2024 after tallying 70 tackles, four passes defended, three forced fumbles and two interceptions, one returned for a touchdown. It marked his second consecutive season earning All-AAC honors.
- Named the College Football Network's Special Teams Player of Year in 2024.



## OL JONAH MONHEIM

ROUND SEVEN (221ST OVERALL) • SOUTHERN CALIFORNIA • 6'5" • 310 LB • MOORPARK, CALIF.

- Appeared in 52 games (46 starts) in five years at USC (2020-24). Starts came at right tackle (18), left tackle (12), center (12), and right guard (four).
- Started all 12 games he appeared in at center in 2024, earned Third Team All-Big Ten honors and helped the Trojan offense rank top 10 nationally and first in the Big Ten (291.9 yards per game).
- Started all 13 games in 2023, primarily at left tackle, and earned Second Team All Pac-12 honors.
- Earned All-Pac-12 Honorable Mention honors in 2022 after he started all 14 games (11 at RT, 3 at RG) and helped protect USC QB Caleb Williams during his Heisman-winning campaign.



## RB LEQUINT ALLEN JR.

ROUND SEVEN (236TH OVERALL) • SYRACUSE • 6'0" • 201 LB • MILLVILLE, N.J.

- Totaled 2,359 rushing yards and 26 touchdowns on 514 carries (4.59 avg.), along with 119 receptions for 848 yards and six touchdowns in 39 games (27 starts) over three years (2022-24) at Syracuse.
- Left the Orange with the 5th-most total touchdowns (32) in Syracuse history and the 9th-most rushing TDs.
- Posted consecutive 1,000-yard seasons (2023-24), becoming just the 6th player in program history to do so.
- Earned All-ACC honors at running back and all-purpose for a second straight season in 2024 after he ran for 1,021 yards and 16 touchdowns and set program records in receptions (64) and receiving yards (521) by an RB. Was one of just two players nationally with 1,000+ rushing yards and 500+ receiving yards.



# 2025 FREE AGENT CLASS

## 2025 FREE AGENT CLASS



### WR DYAMI BROWN

PREVIOUS TEAM: COMMANDERS • 6'0" • 195 LB

- Drafted by Washington in the third round (82nd overall) of the 2021 NFL Draft.
- Registered 59 career receptions for 784 yards (13.3 average) and four touchdowns in 63 games (10 starts) over four seasons with the Commanders.
- Set career highs in receptions (30) and receiving yards (308) in 2024, posting 20 receptions for 174 yards over his last eight games of the regular season.
- Played in all three of the Commanders' postseason contests in 2024, making two starts and recording 14 catches for 229 yards (16.4 average) and a touchdown.
- His 229 receiving yards in the 2024 postseason were the most on the team and second-most in the league.

### OL CHUMA EDOGA

PREVIOUS TEAM: COWBOYS • 6'4" • 315 LB

- Drafted in the third round (92nd overall) by the New York Jets in 2019.
- Has appeared in 47 games with 23 starts over his career for the Jets (2019-21), Falcons (2022) and Cowboys (2023-24).
- Of his 23 career starts, 13 came at left tackle, seven at right tackle and three at left guard.
- Set career highs in games (17) and starts (six) in 2023 while helping block for the NFL's third-best passing offense (258.6 yards per game).



### OL ROBERT HAINSEY

PREVIOUS TEAM: BUCCANEERS • 6'4" • 305 LB

- Selected in the third round (95th overall) of the 2021 NFL Draft by Tampa Bay.
- Has appeared in 60 games, making 35 starts at center, in his career. Has also appeared in five postseason contests with two starts.
- Played in all 17 games (one start) in 2024 after starting all 17 games the previous two years.
- Part of an offensive line in 2022 that allowed the least sacks (22) in the NFL and protected the second-best passing offense (269.8 ypg).



### CB JOURDAN LEWIS

PREVIOUS TEAM: COWBOYS • 5'10" • 190 LB

- Drafted by Dallas in the third round (92nd overall) in 2017.
- Has played in 115 regular season games (64 starts) over eight seasons with Dallas. Has also appeared in four postseason contests (one start).
- Career totals include 391 tackles, 45 passes defended, 12 tackles for loss, 10 interceptions, 9.5 sacks, nine fumble recoveries (including a 63-yard touchdown) and five forced fumbles.
- Set or matched career highs in games played (16), starts (13), tackles (78) and QB hits (three) last season.



### TE HUNTER LONG

PREVIOUS TEAM: RAMS • 6'5" • 243 LB

- Drafted by the Dolphins in the third round (81st overall) in 2021.
- Has played 37 regular-season games (five starts) for Miami (2021-22) and the Los Angeles Rams (2023-24) and totaled eight catches for 68 yards.
- Also appeared in three postseason contests with the Dolphins (2022) and Rams (2024) and had a 13-yard catch.
- In 2024, saw action in all 17 regular-season games (two starts) and recorded 60 receiving yards on seven receptions, both career highs.



### WR TRENTON IRWIN

PREVIOUS TEAM: BENGALS • 6'2" • 204 LB

- Has appeared in 40 games (nine starts) with Cincinnati (2020-24) as well as three postseason contests.
- Has 46 career catches for 601 yards and five touchdowns as well as 21 punt returns for 185 yards.
- Set career highs in games played (16), starts (five), receptions (25) and receiving yards (316) in 2023. Had a career-high four receiving touchdowns the year prior.



### TE QUINTIN MORRIS

PREVIOUS TEAM: BILLS • 6'2" • 243 LB

- Appeared in 45 games (four starts) with Buffalo after entering the NFL with the Bills as an undrafted free agent in 2021. Has also played in seven playoff games (one start).
- Has totaled 15 catches for 146 yards and three touchdowns.
- Played in a career-high 16 games with three starts in 2024. Helped block for an NFL-high 32 rushing touchdowns and 2,230 rushing yards (ninth best in NFL) last season.





# 2025 FREE AGENT CLASS

## OL PATRICK MEKARI

PREVIOUS TEAM: RAVENS • 6'4" • 305 LB

- Originally signed by the Ravens as an undrafted rookie free agent in 2019.
- Played in 88 regular-season games with 53 starts as well as eight postseason games (five starts) in six seasons (2019-24) for Baltimore.
- Has started at all five positions on the offensive line during his NFL career.
- Started all 17 games for the Ravens in 2024, blocking for an offense that ranked first in the NFL in yards per game (424.9) and yards per play (6.8).



## TE JOHNNY MUNDT

PREVIOUS TEAM: VIKINGS • 6'4" • 243 LB

- Signed by the Rams as an undrafted free agent in 2017.
- Has played in 98 career regular-season games (18 starts) for the Rams (2017-21) and Vikings (2022-24) in addition to seven postseason games (one start), including Super Bowl LIII.
- Has totaled 65 receptions for 547 yards and four touchdowns, including 19 receptions for 142 yards and a career-high two touchdowns in 2024.



## OL FRED JOHNSON

PREVIOUS TEAM: EAGLES • 6'7" • 325 LB

- Has appeared in 62 games (14 starts) with Cincinnati (2019-21), Tampa Bay (2022) and Philadelphia (2022-24).
- Played in all 17 games (six starts) in 2024, helping the Eagles rush for a single-season franchise record 3,048 yards.
- Won Super Bowl LIV with Philadelphia, appearing in all four postseason games.
- Attended the University of Florida and is originally from Royal Palm Beach, Florida.



## QB NICK MULLENS

PREVIOUS TEAM: VIKINGS • 6'0" • 210 LB

- Signed with San Francisco as an undrafted rookie in 2017 and has played in 33 career games (20 starts) with SF (2017-20), CLE (2021) and MIN (2022-24).
- Has completed 530-of-805 passes (65.8 percent) for 6,429 yards, 34 touchdowns and an 88.3 passer rating.
- Has seven career games with 300-plus passing yards, including three in 2023.
- Played a career-high 10 games (eight starts) in 2020, finishing the season with 2,437 passing yards, 12 touchdowns and a 64.7 completion percentage.



## S ERIC MURRAY

PREVIOUS TEAM: TEXANS • 5'11" • 199 LB

- Selected by Kansas City in the fourth round (106th overall) of the 2016 NFL Draft.
- Played in 124 games (58 starts) for the Chiefs (2016-18), Browns (2019) and Texans (2020-24). Has also appeared in six postseason games (two starts).
- Career totals include 357 total tackles, 24 passes defended, 10 tackles for loss, 5.0 sacks, three interceptions, two forced fumbles and a fumble recovery.
- Returned an interception 38 yards for a touchdown in the 2024 Wild Card round.

## LB DENNIS GARDECK

PREVIOUS TEAM: CARDINALS • 6'0" • 232 LB

- Entered the NFL as an undrafted free agent with the Cardinals in 2018. Spent the first seven seasons of his career in Arizona.
- Has played in 96 games (17 starts) and recorded 107 tackles, 23 tackles for loss, 17.0 sacks, seven passes defended, three forced fumbles, three fumble recoveries and two interceptions as well as 47 tackles and a fumble recovery on special teams.
- Has five career games with 2.0+ sacks. Had a 3.0-sack game last season vs. LAR.



## DL EMMANUEL OGBAH

PREVIOUS TEAM: DOLPHINS • 6'4" • 275 LB

- Originally drafted by the Browns in the second round (32nd overall) in 2016.
- Has played 122 career games (86 starts) and recorded 316 tackles, 111 quarterback hits, 50 tackles for loss, 47.0 sacks, 41 passes defended, nine forced fumbles, four fumble recoveries and two interceptions in nine seasons with the Browns (2016-18), Chiefs (2019) and Dolphins (2020-24).
- His 41 passes defended are the fourth most among DL since he entered the NFL in 2016.
- Posted 5.0+ sacks in five of the last six seasons.



## DL DAWUANE SMOOT

PREVIOUS TEAM: BILLS • 6'3" • 275 LB

- Drafted by Jacksonville in the third round (68th overall) in 2017 where he spent seven seasons before playing in Buffalo in 2024.
- Has played in 110 games (21 starts) and registered 144 tackles, 68 quarterback hits, 32 tackles for loss, 25.0 sacks, seven forced fumbles, six passes defended and two fumble recoveries.
- Also appeared in six playoff games with one tackle and five quarterback hits.
- Opened a private pre-kindergarten school with his wife, Ahlani, in Jacksonville, The Elsie Academy, to give back to the community.



# PLAYER NOTES

## QB1

**QB Trevor Lawrence** started 10 games in an injury-shortened 2024 season and completed 172-of-284 passes (60.6 percent) for 2,045 yards and 11 touchdowns for a passer rating of 85.2. Lawrence also rushed 26 times for 119 yards and three touchdowns.

In franchise history, Lawrence ranks fourth in passing yards (13,815), pass completions (1,288) and touchdown passes (69).

### PASS COMPLETIONS FRANCHISE HISTORY

RK.	PLAYER (SEASONS)	PASS COMPLETIONS
1.	QB Mark Brunell (1995-2003)	2,184
2.	QB Blake Bortles (2014-18)	1,561
3.	QB David Garrard (2002-10)	1,406
4.	<b>QB Trevor Lawrence (2021-24)</b>	<b>1,288</b>
5.	QB Byron Leftwich (2003-06)	789

### PASSING YARDS FRANCHISE HISTORY

RK.	PLAYER (SEASONS)	PASSING YARDS
1.	QB Mark Brunell (1995-2003)	25,698
2.	QB Blake Bortles (2014-18)	17,646
3.	QB David Garrard (2002-10)	16,003
4.	<b>QB Trevor Lawrence (2021-24)</b>	<b>13,815</b>
5.	QB Byron Leftwich (2003-06)	9,042

### TOUCHDOWN PASSES FRANCHISE HISTORY

RK.	PLAYER (SEASONS)	TOUCHDOWN PASSES
1.	QB Mark Brunell (1995-2003)	144
2.	QB Blake Bortles (2014-18)	103
3.	QB David Garrard (2002-10)	89
4.	<b>QB Trevor Lawrence (2021-24)</b>	<b>69</b>
5.	QB Byron Leftwich (2003-06)	51

Since he was drafted in 2021, Lawrence ranks fifth in passing yards and completions and seventh in touchdown passes in the AFC.

### PASS COMPLETIONS AFC, SINCE 2021

RK.	PLAYER (TEAM)	PASS COMPLETIONS
1.	QB Patrick Mahomes (K.C.)	1,664
2.	QB Justin Herbert (LAC)	1,549
3.	QB Joe Burrow (CIN)	1,484
4.	QB Josh Allen (BUF)	1,460
5.	<b>QB Trevor Lawrence (JAX)</b>	<b>1,288</b>

### PASSING YARDS AFC, SINCE 2021

RK.	PLAYER (TEAM)	PASSING YARDS
1.	QB Patrick Mahomes (K.C.)	18,200
2.	QB Justin Herbert (LAC)	16,757
3.	QB Josh Allen (BUF)	16,727
4.	QB Joe Burrow (CIN)	16,313
5.	<b>QB Trevor Lawrence (JAX)</b>	<b>13,815</b>

### TOUCHDOWN PASSES AFC, SINCE 2021

RK.	PLAYER (TEAM)	TOUCHDOWN PASSES
1.	QB Patrick Mahomes (K.C.)	131
2.	QB Josh Allen (BUF)	128
3.	QB Joe Burrow (CIN)	127
4.	QB Justin Herbert (LAC)	106
5.	QB Lamar Jackson (BAL)	98
6.	QB Tua Tagovailoa (MIA)	89
7.	<b>QB Trevor Lawrence (JAX)</b>	<b>69</b>



## ACCURACY IS KEY

In Week 7 vs. Green Bay last season, Lawrence totaled a single-game career-high eight completions of over 20 yards.

His eight 20-plus-yard completions tied for second-most in a single game in franchise history and tied for fourth-most in the NFL in 2024.



### COMPLETIONS OF 20-PLUS YARDS SINGLE GAME, NFL, 2024

RK.	PLAYER (TEAM)	COMP. OF 20-PLUS YDS (WEEK)
1.	QB Jared Goff (DET)	9 (W11 vs. JAX)
	QB Russell Wilson (PIT)	9 (W13 at CIN)
	QB Geno Smith (SEA)	9 (W9 vs. LAR)
4.	<b>QB Trevor Lawrence (JAX)</b>	<b>8 (W7 vs. G.B.)</b>
	QB Justin Herbert (LAC)	8 (W11 vs. CIN)
	QB Brock Purdy (S.F.)	8 (W14 vs. CHI)

### COMPLETIONS OF 20-PLUS YARDS SINGLE GAME, FRANCHISE HISTORY

RK.	PLAYER (WEEK, SEASON)	COMP. OF 20-PLUS YDS
1.	QB Blake Bortles (W9, 2015)	10
2.	<b>QB Trevor Lawrence (W7, 2024)</b>	<b>8</b>
	QB Chad Henne (W12, 2012)	8

Lawrence has registered a completion of 20-plus yards in 53-straight games dating back to Week 9 of 2021, tied for the third-longest active streak in the NFL.

### CONSECUTIVE GAMES WITH A 20-PLUS YARD COMPLETION NFL, ACTIVE STREAKS

RK.	PLAYER (TEAM)	GAMES	WEEKS
1.	QB Jared Goff (DET)	90	W7, 2019 - W18, 2024
2.	QB Russell Wilson (NYG)	57	W16, 2020 - W18, 2024
3.	<b>QB Trevor Lawrence (JAX)</b>	<b>53</b>	<b>W9, 2021 - W13, 2024</b>
	QB Geno Smith (L.V.)	53	W5, 2021 - W18, 2024

## LASER LAWRENCE

Lawrence has registered a completion percentage of 75.0 in 12 games since 2022, including two games in 2024 (Week 5 vs. Indianapolis and Week 7 vs. New England). This is tied for the third-most in the NFL in that span.

### GAMES WITH 75.0-PLUS COMPLETION PERCENTAGE QUARTERBACKS, NFL, SINCE 2022

RK.	PLAYER (TEAM)	GAMES
1.	QB Joe Burrow (CIN)	13
	QB Jared Goff (DET)	13
3.	<b>QB Trevor Lawrence (JAX)</b>	<b>12</b>
	QB Lamar Jackson (BAL)	12
5.	QB Geno Smith (L.V.)	11
	QB Dak Prescott (DAL)	11

His 63.3-career completion percentage is the highest in franchise history (min. 200 attempts).

### COMPLETION PERCENTAGE (MIN. 200 ATTEMPTS) FRANCHISE HISTORY

RK.	PLAYER (SEASONS)	COMPLETION PERCENTAGE
1.	<b>QB Trevor Lawrence (2021-24)</b>	<b>63.3</b>
2.	QB Gardner Minshew (2019-20)	62.9
3.	QB David Garrard (2002-10)	61.6





# PLAYER NOTES

## DUAL THREAT

Lawrence totaled three rushing touchdowns in 2024 and tied his single-game career-high with two rushing touchdowns in Week 9 at Philadelphia. His 14 career rushing touchdowns are tied for second-most in franchise history among quarterbacks.

### RUSHING TOUCHDOWNS QUARTERBACKS, FRANCHISE HISTORY

RK.	PLAYER (SEASONS)	RUSHING TOUCHDOWNS
1.	QB David Garrard (2002-10)	17
2.	<b>QB Trevor Lawrence (2021-24)</b>	<b>14</b>
	QB Mark Brunell (1995-2003)	14

Since 2021, his 14 rushing touchdowns are tied with QB Lamar Jackson for fifth-most in the NFL among quarterbacks.



### RUSHING TOUCHDOWNS QUARTERBACKS, NFL, SINCE 2021

RK.	PLAYER (TEAM)	RUSHING TDS
1.	QB Jalen Hurts (PHI)	52
2.	QB Josh Allen (BUF)	40
3.	QB Justin Fields (NYJ)	19
4.	QB Kyler Murray (ARI)	16
5.	<b>QB Trevor Lawrence (JAX)</b>	<b>14</b>
	QB Lamar Jackson (BAL)	14

With 119 rushing yards in 2024, Lawrence became the fourth quarterback in franchise history to eclipse 1,000 rushing yards.

### RUSHING YARDS QUARTERBACKS, FRANCHISE HISTORY

RK.	PLAYER (SEASONS)	RUSHING YARDS
1.	QB Mark Brunell (1995-2003)	2,219
2.	QB Blake Bortles (2014-18)	1,775
3.	QB David Garrard (2002-10)	1,746
4.	<b>QB Trevor Lawrence (2021-24)</b>	<b>1,083</b>

Lawrence's 33-yard rush in Week 2 vs. Cleveland was the longest of his career and the fourth-longest in franchise history by a quarterback.

### LONGEST RUSH QUARTERBACKS, FRANCHISE HISTORY

RK.	PLAYER (WEEK, SEASON)	RUSHING LONG
1.	QB Blake Bortles (W1, 2018)	41
	QB David Garrard (W6, 2002)	41
3.	QB Mark Brunell (W6, 2001)	38
4.	<b>QB Trevor Lawrence (W2, 2024)</b>	<b>33</b>

## CREATING EXPLOSIVES

Lawrence set a single-game career high in passing yards (371) in Week 5 vs. Indianapolis. In the AFC in 2024, his 371 passing yards were the seventh-highest total in a single game. Lawrence was one of four quarterbacks to pass for over 370 yards in a single game in the AFC.

### SINGLE-GAME PASSING YARDS AFC, 2024

RK.	PLAYER (TEAM)	PASSING YARDS (WEEK)
1.	QB Jameis Winston (CLE)	497 (W13 at DEN)
2.	QB Joe Burrow (CIN)	428 (W10 at BAL)
3.	QB Russell Wilson (PIT)	414 (W13 at CIN)
4.	QB Joe Burrow (CIN)	412 (W17 at CIN)
5.	QB Jameis Winston (CLE)	395 (W11 at N.O.)
6.	QB Joe Burrow (CIN)	392 (W5 vs. BAL)
7.	<b>QB Trevor Lawrence (JAX)</b>	<b>371 (W5 vs. IND)</b>



Lawrence totaled two games with over 300 passing yards in 2024, adding a 308-yard passing performance in Week 8 vs. Green Bay. His 10-career games with over 300-plus passing yards are third-most in franchise history.

### 300-YARD PASSING GAMES FRANCHISE HISTORY

RK.	PLAYER (SEASONS)	GAMES
1.	QB Mark Brunell (1995-2003)	22
2.	QB Blake Bortles (2014-18)	20
3.	<b>QB Trevor Lawrence (2021-24)</b>	<b>10</b>

Since being drafted in 2021, Lawrence's 10 games with 300 yards passing are sixth-most in the AFC.

### 300-YARD PASSING GAMES AFC, SINCE 2021

RK.	PLAYER (TEAM)	GAMES
1.	QB Patrick Mahomes (K.C.)	22
2.	QB Joe Burrow (CIN)	21
3.	QB Josh Allen (BUF)	20
4.	QB Justin Herbert (LAC)	19
5.	QB Tua Tagovailoa (MIA)	14
6.	<b>QB Trevor Lawrence (JAX)</b>	<b>10</b>

Lawrence connected with WR Brian Thomas Jr. on an 85-yard touchdown pass in Week 5 vs. Indianapolis, the longest completion of his career. The 85-yarder was the second longest completion in franchise history and the longest by a Jaguars quarterback since Black Bortles' 90-yard touchdown pass to WR Allen Robinson II on Dec. 27, 2015.

### LONGEST COMPLETIONS FRANCHISE HISTORY

RK.	PLAYER (WEEK, SEASON)	COMPLETION LONG
1.	QB Blake Bortles (W16, 2015)	90t
2.	<b>QB Trevor Lawrence (W5, 2024)</b>	<b>85t</b>
3.	QB Byron Leftwich (W4, 2003)	84t



# PLAYER NOTES

## ROOKIE REMARKS

**WR Brian Thomas Jr.** finished his rookie campaign with 87 receptions for 1,282 yards and 10 touchdowns, averaging 14.7 yards per catch. He set rookie franchise records in each category.

### RECEPTIONS ROOKIES, FRANCHISE HISTORY

RK.	PLAYER (SEASON)	RECEPTIONS
1.	<b>WR Brian Thomas Jr. (2024)</b>	<b>87</b>
2.	WR Justin Blackmon (2012)	64
3.	WR Laviska Shenault Jr. (2020)	58

### RECEIVING YARDS ROOKIES, FRANCHISE HISTORY

RK.	PLAYER (SEASON)	RECEIVING YDS
1.	<b>WR Brian Thomas Jr. (2024)</b>	<b>1,282</b>
2.	WR Justin Blackmon (2012)	865
3.	WR Keelan Cole (2017)	748

### RECEIVING TOUCHDOWNS ROOKIES, FRANCHISE HISTORY

RK.	PLAYER (SEASON)	RECEIVING TDS
1.	<b>WR Brian Thomas Jr. (2024)</b>	<b>10</b>
2.	WR Allen Hurns (2014)	6
3.	WR Laviska Shenault Jr. (2020) and two others	5

### YARDS PER CATCH (MIN. 50 RECEPTIONS) ROOKIES, FRANCHISE HISTORY

RK.	PLAYER (SEASON)	YARDS PER CATCH
1.	<b>WR Brian Thomas Jr. (JAX)</b>	<b>14.7</b>
2.	WR Justin Blackmon (2012)	13.5
3.	WR Allen Hurns (2014)	14.0

Additionally, Thomas Jr.'s 10 receptions in Week 15 vs. the New York Jets tied TE Pete Mitchell (WK15, 1997) for the rookie franchise record in single-game receptions.

### SINGLE-GAME RECEPTIONS ROOKIES, FRANCHISE HISTORY

RK.	PLAYER (WEEK, SEASON)	RECEPTIONS
1.	<b>WR Brian Thomas Jr. (W15, 2024)</b>	<b>10</b>
	TE Pete Mitchell (W12, 1995)	10
3.	RB Fred Taylor (W3, 1998)	9
4.	<b>WR Brian Thomas Jr. (W14, 2024)</b>	<b>8</b>
	and four others	

Thomas Jr. registered four games with over 100 receiving yards, the most in franchise history by a rookie and the most in the NFL by a rookie in 2024.

### 100-PLUS YARD RECEIVING GAMES ROOKIES, FRANCHISE HISTORY

RK.	PLAYER (SEASON)	GAMES
1.	<b>WR Brian Thomas Jr. (2024)</b>	<b>4</b>
2.	WR Keelan Cole (2017)	2
	WR Allen Hurns (2014)	2



His 10 receiving touchdowns are tied-second in single-season franchise history, while his 1,282 receiving yards are fifth-most and his 87 receptions are seventh-most.

### RECEIVING TOUCHDOWNS SINGLE-SEASON, FRANCHISE HISTORY

RK.	PLAYER (SEASON)	RECEIVING TDS
1.	WR Allen Robinson (2015)	14
2.	<b>WR Brian Thomas Jr. (2024)</b>	<b>10</b>
	WR Allen Hurns (2015)	10
	TE Marcedes Lewis (2010)	10
	WR Reggie Williams (2007)	10

### RECEIVING YARDS SINGLE-SEASON, FRANCHISE HISTORY

RK.	PLAYER (SEASON)	RECEIVING YARDS
1.	WR Jimmy Smith (1999)	1,636
2.	WR Allen Robinson (2015)	1,400
3.	WR Jimmy Smith (2001)	1,373
4.	WR Jimmy Smith (1997)	1,324
5.	<b>WR Brian Thomas Jr. (2024)</b>	<b>1,282</b>

### RECEPTIONS SINGLE-SEASON, FRANCHISE HISTORY

RK.	PLAYER (SEASON)	RECEPTIONS
1.	WR Jimmy Smith (1999)	116
2.	TE Evan Engram (2023)	114
3.	WR Jimmy Smith (2001)	112
4.	WR Keenan McCardell (2000)	94
5.	WR Keenan McCardell (2001)	93
6.	WR Jimmy Smith (2000)	91
7.	<b>WR Brian Thomas Jr. (2024)</b>	<b>87</b>

## TOP OF HIS CLASS

In the NFL in 2024, Thomas Jr. ranked first among rookies and third overall in receiving yards; first among rookies and tied-sixth overall in receiving touchdowns; and first among rookies and second overall in yards per catch (min. 75 receptions).

### RECEIVING YARDS NFL, 2024

RK.	PLAYER (TEAM)	RECEIVING YARDS
1.	WR Ja'Marr Chase (CIN)	1,708
2.	WR Justin Jefferson (MIN)	1,533
3.	<b>WR Brian Thomas Jr. (JAX)</b>	<b>1,282</b>

### RECEIVING TOUCHDOWNS NFL, 2024

RK.	PLAYER (TEAM)	RECEIVING TDS
1.	WR Ja'Marr Chase (CIN)	17
2.	WR Terry McLaurin (WAS)	13
3.	WR Amon-Ra St. Brown (DET)	12
4.	WR Mike Evans (T.B.)	11
	TE Mark Andrews (BAL)	11
6.	<b>WR Brian Thomas Jr. (JAX)</b>	<b>10</b>
	WR Justin Jefferson (MIN)	10
	WR Tee Higgins (CIN)	10

### YARDS PER CATCH (MIN. 75 RECEPTIONS) NFL, 2024

RK.	PLAYER (TEAM)	YARDS PER CATCH
1.	WR Justin Jefferson (MIN)	14.9
2.	<b>WR Brian Thomas Jr. (JAX)</b>	<b>14.7</b>
3.	TE George Kittle (S.F.)	14.2





# PLAYER NOTES


Thomas Jr.'s 1,282 receiving yards are seventh-most in the NFL by a rookie since the 1970 AFL-NFL merger, while his 14.7 yards per catch were fourth-most (min. 75 receptions) and his 10 receiving touchdowns were tied for seventh-most.

He was one of four rookies since 1970 to reach over 1,200 receiving yards and 10 receiving touchdowns.

## ROOKIES WITH 1,200-PLUS YARDS RECEIVING AND 10-PLUS TOUCHDOWN RECEPTIONS SINCE 1970 AFL-NFL MERGER



**WR RANDY MOSS**  
MIN, 1998  
1,305 REC. YDS  
17 REC. TDS



**WR ODELL BECKHAM JR.**  
NYG, 2014  
1,305 REC. YDS  
12 REC. TDS



**WR JA'MARR CHASE**  
CIN, 2021  
1,455 REC. YDS  
13 REC. TDS



**WR BRIAN THOMAS JR.**  
JAX, 2024  
1,282 REC. YDS  
10 REC. TDS

In Week 15 against the New York Jets, Thomas Jr. hauled in a career-high 10 receptions for 105 yards and two touchdowns. He was one of six rookies in the NFL since 1970 with at least 10 receptions, 100 receiving yards and two touchdowns in a game.

## GAMES WITH 10 RECEPTIONS, 100 RECEIVING YARDS, TWO TOUCHDOWNS NFL, ROOKIE, SINCE 1970

PLAYER (TEAM, SEASON)	DATE/OPPONENT
<b>WR Brian Thomas Jr. (JAX, 2024)</b>	Dec. 12 vs. NYJ
WR Ja'Marr Chase (CIN, 2021)	Jan. 2 vs. K.C.
WR Darius Slayton (NYG, 2019)	Nov. 10 at NYJ
WR Odell Beckham Jr. (NYG, 2014)	Nov. 23 vs. DAL and Dec. 14 vs. WAS
WR Anquan Boldin (ARI, 2003)	Sept. 7 at DET
WR Jerry Butler (BUF, 1979)	Sept. 23 vs. NYJ

## MR. CONSISTENT

Thomas Jr. posted seven-consecutive games with over 75 receiving yards to end the season (Weeks 11 through 18), tied with WR Justin Jefferson for the second-longest such streak in 2024 (WR Ja'Marr Chase, eight games). This is the second-longest streak of games with 75-plus receiving yards by a rookie since 1970 behind only WR Odell Beckham Jr. (nine games).

## STREAKS OF 75-PLUS YARD RECEIVING GAMES NFL, ROOKIE, SINCE 1970

RK.	PLAYER (TEAM, SEASON)	GAMES
1.	WR Odell Beckham Jr. (NYG, 2014)	9
2.	<b>WR Brian Thomas Jr. (JAX, 2024)</b>	7
3.	WR Brandon Aiyuk (S.F., 2020)	5
	WR Randy Moss (MIN, 1998)	5
5.	WR Garrett Wilson (NYJ, 2022) and 10 others	4



Thomas Jr.'s 11 total games with over 75 receiving yards are the most by a rookie in the NFL since 1970 and tied Chase for second-most in 2024.

He registered 60-plus receiving yards and a touchdown reception in eight games in 2024, tied with WR Randy Moss for the most games with over 60 receiving yards and a touchdown reception by a rookie in NFL history. His eight games were second-most in the NFL in 2024.

## GAMES WITH 60-PLUS YARDS RECEIVING AND A RECEIVING TOUCHDOWN NFL, ROOKIE, SINCE 1970

RK.	PLAYER (TEAM, SEASON)	GAMES
1.	<b>WR Brian Thomas Jr. (JAX, 2024)</b>	8
	WR Randy Moss (MIN, 1998)	8
3.	WR Louis Lipps (PIT, 1984)	7
4.	WR Jordan Addison (MIN, 2023)	6
5.	WR Garrett Wilson (NYJ, 2022)	4
	WR Ja'Marr Chase (CIN, 2021)	4
	WR Kelvin Benjamin (CAR, 2014)	4
	WR Michael Clayton (T.B., 2004)	4
	WR Bill Brooks (IND, 1986)	4

Thomas Jr. recorded five-consecutive games with seven-plus receptions (Weeks 14 through 18), tied with RB Terry Kirby for the third-longest such streak in NFL history by a rookie since 1970 and tied with Jefferson for the longest streak in the NFL in 2024.

## STREAKS OF GAMES WITH SEVEN-PLUS RECEPTIONS NFL, ROOKIE, SINCE 1970

RK.	PLAYER (TEAM, SEASON)	GAMES
1.	WR Amon-Ra St. Brown (DET, 2021)	6
	WR Odell Beckham Jr. (NYG, 2014)	6
3.	<b>WR Brian Thomas Jr. (JAX, 2024)</b>	5
	RB Terry Kirby (MIA, 1993)	5
5.	WR Rashee Rice (K.C., 2023)	4
	WR Jaylen Waddle (MIA, 2021)	4

## BIG PLAY BTJ


Thomas Jr. totaled five receptions of over 50 yards in 2024, tied for first in the NFL and tied for third-most by a rookie since 1970.

## RECEPTIONS OF 50-PLUS YARDS NFL, 2024

RK.	PLAYER (TEAM)	50-PLUS YARD RECEPTIONS
1.	<b>WR Brian Thomas Jr. (JAX)</b>	5
	WR Terry McLaurin (WAS)	5
	WR Jameson Williams (DET)	5
4.	WR Ja'Marr Chase (CIN)	4
5.	WR CeeDee Lamb (DAL) and four others	3

## RECEPTIONS OF 50-PLUS YARDS NFL, ROOKIE, SINCE 1970

RK.	PLAYER (TEAM, SEASON)	50-PLUS YARD RECEPTIONS
1.	WR A.J. Brown (TEN, 2019)	6
	WR Ja'Marr Chase (CIN, 2021)	6
3.	<b>WR Brian Thomas Jr. (JAX, 2024)</b>	5
	WR Chris Givens (STL, 2012)	5
	WR Lee Evans (BUF, 2004)	5
6.	WR Odell Beckham Jr. (NYG, 2014) and four others	4



# PLAYER NOTES

His 12 receptions for 25-plus yards were the most by a rookie in franchise history and the most by a rookie in 2024. They ranked tied-sixth overall in the NFL in 2024.

## RECEPTIONS OF 25-PLUS YARDS NFL, 2024

RK.	PLAYER (TEAM)	25-PLUS YARD RECEPTIONS
1.	WR Justin Jefferson (MIN)	18
2.	WR Ja'Marr Chase (CIN)	16
3.	TE George Kittle (S.F.)	14
	WR George Pickens (PIT)	14
5.	WR Jayden Reed (G.B.)	13
6.	<b>WR Brian Thomas Jr. (JAX)</b>	<b>12</b>
	WR Nico Collins (HOU)	12
	WR CeeDee Lamb (DAL)	12

20.7 percent of Thomas Jr.'s receptions gained over 20 yards, the fourth-highest percentage in the NFL in 2024 (min. 75 receptions).

## PERCENTAGE OF RECEPTIONS OF 20-PLUS YARDS (MIN. 75 RECEPTIONS) NFL, 2024

RK.	PLAYER (TEAM)	PERCENTAGE
1.	WR Justin Jefferson (MIN)	27.2
2.	TE George Kittle (S.F.)	26.9
3.	WR Courtland Sutton (DEN)	21.0
4.	<b>WR Brian Thomas Jr. (JAX)</b>	<b>20.7</b>
5.	WR Davante Adams (NYJ)	18.8

Thomas Jr. totaled two touchdown receptions of 60-plus yards in 2024 (85 yards in Week 5 vs. Indianapolis and 62 yards in Week 16 at Las Vegas), making him the only rookie last season with multiple touchdowns of 60-plus yards and one of five players in 2024 with multiple touchdown receptions of 60-plus yards.

## TOUCHDOWN RECEPTIONS OF 60-PLUS YARDS NFL, 2024

RK.	PLAYER (TEAM)	60-PLUS YD TD RECEPTIONS
1.	WR Ja'Marr Chase (CIN)	4
2.	WR Jameson Williams (DET)	3
3.	<b>WR Brian Thomas Jr. (JAX)</b>	<b>2</b>
	WR Alec Pierce (IND)	2
	WR Jerry Jeudy (CLE)	2

His 85-yard receiving touchdown in Week 5 was the second-longest touchdown reception in franchise history and the longest by a rookie. It was the longest by a rookie and sixth-longest overall in the NFL in 2024.

## RECEIVING TOUCHDOWN LONG NFL, 2024

RK.	PLAYER (TEAM)	RECEIVING TD LONG (WEEK)
1.	WR Nick Westbrooke-Ikhine (TEN)	98 (W11 vs. MIN)
2.	WR Justin Jefferson (MIN)	97 (W2 vs. S.F.)
3.	WR Marvin Mims Jr. (DEN)	93 (W13 vs. CLE)
4.	WR Jerry Jeudy (CLE)	89 (W11 at N.O.)
5.	WR Terry McLaurin (WAS)	86 (W12 vs. DAL)
6.	<b>WR Brian Thomas Jr. (JAX)</b>	<b>85 (W5 vs. IND)</b>

Thomas Jr. reached a top speed of 22.15 miles per hour on the touchdown according to Next Gen Stats, the fastest by a Jaguars ball carrier since speed tracking began in 2016 and the second-fastest by a ball carrier in the NFL last season.



## DECEMBER TO REMEMBER

Thomas Jr. was named NFL Offensive Rookie of the Month for the months of December and January after he totaled 45 receptions for 593 yards (13.2 average) and five touchdowns in that span.

### THOMAS JR.'S RECEIVING STATS IN DEC./JAN.

GAME	REC	YDS	AVG	LG	TD
12/1 vs. HOU	4	76	19.0	56	1
12/8 at TEN	8	86	10.8	31	0
12/15 vs. NYJ	10	105	10.5	41	2
12/22 at L.V.	9	132	14.7	62	1
12/29 vs. TEN	7	91	13.0	31	1
1/5 at IND	7	103	14.7	41	0
<b>TOTAL</b>	<b>45</b>	<b>593</b>	<b>13.2</b>	<b>62</b>	<b>5</b>

In the NFL, he ranked tied-third in receptions, fourth in receiving yards, fourth in yards per catch (min. 40 receptions) and tied-fifth in receiving touchdowns.

## RECEPTIONS NFL, DEC. - JAN., 2024 SEASON

RK.	PLAYER (TEAM)	RECEPTIONS
1.	WR Ja'Marr Chase (CIN)	54
2.	TE Trey McBride (ARI)	50
3.	<b>WR Brian Thomas Jr. (JAX)</b>	<b>45</b>
	WR Jerry Jeudy (CLE)	45
5.	WR Mike Evans (T.B.)	43

## RECEIVING YARDS NFL, DEC. - JAN., 2024 SEASON

RK.	PLAYER (TEAM)	RECEIVING YARDS
1.	WR Ja'Marr Chase (CIN)	652
2.	WR Mike Evans (T.B.)	601
3.	WR Justin Jefferson (MIN)	594
4.	<b>WR Brian Thomas Jr. (JAX)</b>	<b>593</b>
5.	WR Jerry Jeudy (CLE)	584

## YARDS PER CATCH (MIN. 40 RECEPTIONS) NFL, DEC. - JAN., 2024 SEASON

RK.	PLAYER (TEAM)	YARDS PER CATCH
1.	WR Justin Jefferson (MIN)	14.1
2.	WR Mike Evans (T.B.)	14.0
	WR Davante Adams (NYJ)	14.0
4.	<b>WR Brian Thomas Jr. (JAX)</b>	<b>13.2</b>
5.	WR Jerry Jeudy (CLE)	13.0



## RECEIVING TOUCHDOWNS NFL, DEC. - JAN., 2024 SEASON

RK.	PLAYER (TEAM)	RECEIVING TOUCHDOWNS
1.	WR Jalen McMillan (T.B.)	7
2.	WR Davante Adams (NYJ)	6
	WR Terry McLaurin (WAS)	6
	WR Tee Higgins (CIN)	6
5.	<b>WR Brian Thomas Jr. (JAX) and five others</b>	<b>5</b>

His six receptions of 25-plus yards tied for the most in the NFL.

## 25-PLUS YARD RECEPTIONS NFL, DEC. - JAN., 2024 SEASON

RK.	PLAYER (TEAM)	25-PLUS YARD RECEPTIONS
1.	<b>WR Brian Thomas Jr. (JAX)</b>	<b>6</b>
	WR Mike Evans (T.B.)	6
	WR Davante Adams (NYJ)	6
	WR Justin Jefferson (MIN)	6
5.	TE George Kittle (S.F.) and four others	5





# PLAYER NOTES

## THOMAS JR.'S 2024 RANKINGS AT A GLANCE

Stat (No.)	Rookies, Franchise History	NFL Rookies, 2024	Rookies, NFL, Since 1970	NFL Overall, 2024
Receiving Yds ( <b>1,282</b> )	1st	1st	7th	3rd
Receiving TDs ( <b>10</b> )	1st	1st	T-7th	T-6th
Yards Per Catch ( <b>14.7</b> ; min. <b>75 receptions</b> )	1st	1st	4th	2nd
Yards After Catch ( <b>562</b> )	1st	2nd	10th	6th
Receiving Long ( <b>85t</b> )	1st	1st	T-12th	6th
75-Plus Receiving Yard Games ( <b>11</b> )	1st	1st	1st	T-2nd
100-Plus Receiving Yard Games ( <b>4</b> )	1st	1st	T-11th	T-7th
25-Plus Yard Receptions ( <b>12</b> )	1st	1st	T-10th	T-6th
50-Plus Yard Receptions ( <b>5</b> )	1st	1st	T-3rd	T-1st

## STRANGER THINGS

In 2024, **TE Brenton Strange** set career highs in receptions (40), receiving yards (411) and receiving touchdowns (two) in 2024.

In Week 15 vs. the New York Jets, Strange recorded single-game career-highs in receptions (11) and receiving yards (73). His 11 receptions tied for fifth-most in a single game in franchise history.

### SINGLE-GAME RECEPTIONS FRANCHISE HISTORY

RK.	PLAYER (WEEK, SEASON)	RECEPTIONS
1.	WR Keenan McCardell (W8, 1996)	16
2.	WR Jimmy Smith (W2, 2000)	15
3.	WR Justin Blackmon (W6, 2013)	14
	WR Jimmy Smith (W17, 1999)	14
5.	<b>TE Brenton Strange (W15, 2024)</b> and eight other occurrences	<b>11</b>

Strange registered seven receptions of 20-plus yards, tied for third-most in the AFC among tight ends. 17.5 percent of Strange's receptions in 2024 gained over 20 yards, the second-highest percentage in the AFC among tight ends (min. 20 receptions).

### RECEPTIONS OF 20-PLUS YARDS TIGHT ENDS, AFC, 2024

RK.	PLAYER (TEAM)	20-PLUS-YARD REC.
1.	TE Brock Bowers (L.V.)	15
2.	TE Travis Kelce (K.C.)	10
3.	<b>TE Brenton Strange (JAX)</b>	<b>7</b>
	TE Tyler Conklin (NYJ)	7
	TE Pat Freiermuth (PIT)	7
	TE Dawson Knox (BUF)	7

### PCT. OF REC. OF 20-PLUS YARDS (MIN. 20 RECEPTIONS) TIGHT ENDS, AFC, 2024

RK.	PLAYER (TEAM)	PERCENTAGE
1.	TE Dawson Knox (BUF)	31.8
2.	<b>TE Brenton Strange (JAX)</b>	<b>17.5</b>
3.	TE Noah Gray (K.C.)	15.0



## NUMBER TO KNOW: YOUNG PASS-CATCHING DUO SHINES

1 OF 4

In Week 15 vs. the New York Jets, TE Brenton Strange (23) and WR Brian Thomas Jr. (22) became **one of four** duos in NFL history under the age of 24 to post at least 10 receptions apiece in a single game. Strange and Thomas Jr. joined WR Malik Nabers and WR Wan'Dale Robinson (NYG, 2024), WR Davante Adams and RB Ty Montgomery (GB, 2016) and WR Brandin Cooks and WR Willie Snead (NO, 2015).



1-OF-1

**RB Travis Etienne Jr.** rushed 150 times for 558 yards and two touchdowns in 15 games played in 2024. He also added 39 receptions for 254 yards.

Since 2022, Etienne Jr.'s 2,691 rushing yards and 1,046 receiving yards are fifth in the AFC among running backs.

### RUSHING YARDS RUNNING BACKS, AFC, SINCE 2022

RK.	PLAYER (TEAM)	RUSHING YARDS
1.	RB Derrick Henry (BAL)	4,626
2.	RB Najee Harris (LAC)	3,112
3.	RB Jonathan Taylor (IND)	3,033
4.	RB Joe Mixon (HOU)	2,864
5.	<b>RB Travis Etienne Jr. (JAX)</b>	<b>2,691</b>

### RECEIVING YARDS RUNNING BACKS, AFC, SINCE 2022


RK.	PLAYER (TEAM)	RECEIVING YARDS
1.	RB Breece Hall (NYJ)	1,292
2.	RB Austin Ekeler (LAC)	1,158
3.	RB Joe Mixon (HOU)	1,126
4.	RB Samaje Perine (CIN)	1,064
5.	<b>RB Travis Etienne Jr. (JAX)</b>	<b>1,046</b>



# PLAYER NOTES

## ETN FOR THE WIN

In franchise history, Etienne Jr. ranks fourth in rushing yards (2,691) and tied-fifth in rushing touchdowns (18). His 1,046 receiving yards are fourth in franchise history among running backs.



### RUSHING YARDS FRANCHISE HISTORY

RK.	PLAYER (SEASONS)	RUSHING YDS
1.	RB Fred Taylor (1998-2008)	11,271
2.	RB Maurice Jones-Drew (2006-13)	8,071
3.	RB James Stewart (1995-99)	2,951
4.	<b>RB Travis Etienne Jr. (2021-24)</b>	<b>2,691</b>
5.	RB Leonard Fournette (2017-19)	2,631

### RUSHING TOUCHDOWNS FRANCHISE HISTORY

RK.	PLAYER (SEASONS)	RUSHING TDS
1.	RB Maurice Jones-Drew (2006-13)	68
2.	RB Fred Taylor (1998-2008)	62
3.	RB James Stewart (1995-99)	33
4.	RB Stacey Mack (1999-2002)	19
5.	<b>RB Travis Etienne Jr. (2021-24)</b>	<b>18</b>
	RB James Robinson (2020-22)	18

### RECEIVING YARDS RUNNING BACKS, FRANCHISE HISTORY

RK.	PLAYER (SEASONS)	RECEIVING YARDS
1.	RB Maurice Jones-Drew (2006-13)	2,873
2.	RB Fred Taylor (1998-2008)	2,361
3.	RB T.J. Yeldon (2015-18)	1,302
4.	<b>RB Travis Etienne Jr. (2021-24)</b>	<b>1,046</b>
5.	RB Leonard Fournette (2017-19)	1,009

## BRING IN THE TANK

In 2024, **RB Tank Bigsby** set career and team highs in rushes (168), rushing yards (766), rushing touchdowns (seven) and yards per carry (4.6).

His 4.6 yards per carry tied for fourth in the AFC in 2024 (min. 150 carries).

### YARDS PER CARRY (MIN. 150 CARRIES) AFC, 2024

RK.	PLAYER (TEAM)	YARDS PER CARRY
1.	RB Derrick Henry (BAL)	5.9
2.	RB James Cook (BUF)	4.9
3.	RB Jonathan Taylor (IND)	4.7
4.	<b>RB Tank Bigsby (JAX)</b>	<b>4.6</b>
	RB J.K. Dobbins (LAC)	4.6



## #4 SCORES

Bigsby produced two games in 2024 with 100-plus rushing yards and two rushing touchdowns: Week 5 vs. Indianapolis (101, two) and Week 7 vs. New England (118, two).



He was one of five players in the AFC to reach both of those marks in a single game and one of seven players in franchise history to do so.

### GAMES WITH 100-PLUS RUSHING YDS AND TWO RUSHING TDS AFC, 2024

RK.	PLAYER (TEAM)	GAMES
1.	RB Derrick Henry (BAL)	4
2.	RB Jonathan Taylor (IND)	3
3.	<b>RB Tank Bigsby (JAX)</b>	<b>2</b>
	RB James Cook (BUF)	2
	RB Joe Mixon (HOU)	2

### GAMES WITH 100-PLUS RUSHING YDS AND TWO RUSHING TDS FRANCHISE HISTORY

RK.	PLAYER (SEASONS)	GAMES
1.	RB Maurice Jones-Drew (2006-13)	8
2.	RB Fred Taylor (1998-2008)	6
3.	RB Travis Etienne Jr. (2021-24)	3
	RB James Stewart (1995-99)	3
5.	<b>RB Tank Bigsby (2023-24)</b>	<b>2</b>
6.	RB Leonard Fournette (2017-19)	1
	RB Stacey Mack (1999-2002)	1

In Week 5 vs. Indianapolis, Bigsby scored a touchdown on a career-long 65-yard rush. The 65-yard touchdown run was the sixth-longest in franchise history. It tied for the fourth-longest in the AFC and the eighth-longest in the NFL in 2024.

### RUSHING TOUCHDOWN LONG NFL, 2024

RK.	PLAYER (TEAM)	RUSHING TD LONG (WEEK)
1.	WR Dameon Pierce (HOU)	92 (W18 at TEN)
2.	RB Derrick Henry (BAL)	87 (W4 vs. BUF)
3.	TE Taysom Hill (N.O.)	75 (W11 vs. CLE)
4.	RB Saquon Barkley (PHI)	72 (W12 at LAR)
5.	RB Jahmyr Gibbs (DET)	70 (W8 vs. TEN)
	RB Jonathan Taylor (IND)	70 (W16 vs. TEN)
7.	RB Saquon Barkley (PHI)	68 (W16 at WAS)
8.	<b>RB Tank Bigsby (JAX)</b>	<b>65 (W5 vs. IND)</b>
	RB Saquon Barkley (PHI)	65 (W3 at N.O.)
	RB James Cook (BUF)	65 (W13 vs. S.F.)

Bigsby also registered a 58-yard carry in Week 4 at Houston. He was one of six players in the AFC and one of eight players in the NFL in 2024 to register two-or-more rushes of over 50 yards.

### RUSHES OF 50-PLUS YARDS NFL, 2024

RK.	PLAYER (TEAM)	50-PLUS-YARD RUSHES
1.	RB Saquon Barkley (PHI)	6
2.	RB Derrick Henry (BAL)	3
	RB Jonathan Taylor (IND)	3
4.	<b>RB Tank Bigsby (JAX)</b>	<b>2</b>
	RB De'Von Achane (MIA)	2
	RB Jerome Ford (CLE)	2
	RB Bucky Irving (T.B.)	2
	RB Dameon Pierce (HOU)	2





# PLAYER NOTES

## BETTER TOGETHER

Bigsby totaled 820 yards from scrimmage in 2024 and Etienne Jr. totaled 812. The Jaguars were one of five teams in 2024 with two running backs with over 800 scrimmage yards.

2024 was just the sixth time in franchise history that two running backs have produced 800-plus scrimmage yards in the same season.

### TEAMS WITH TWO RUNNING BACKS WITH 800-PLUS SCRIMMAGE YARDS NFL, 2024

TEAM	PLAYERS
JAX	RB Tank Bigsby, RB Travis Etienne Jr.
DET	RB Jahmyr Gibbs, RB David Montgomery
PIT	RB Najee Harris, RB Jaylen Warren
SEA	RB Zach Charbonnet, RB Kenneth Walker III
T.B.	RB Bucky Irving, RB Rachaad White

### RUNNING BACK DUOS WITH 800-PLUS SCRIMMAGE YARDS IN A SEASON FRANCHISE HISTORY

SEASON	PLAYERS
2024	RB Tank Bigsby, RB Travis Etienne Jr.
2007	RB Maurice Jones-Drew, RB Fred Taylor
2006	RB Maurice Jones-Drew, RB Fred Taylor
1999	RB James Stewart, RB Fred Taylor
1997	RB Natrone Means, RB James Stewart



## JAGUARS 2024 OFFENSIVE LEADERS

Category	Player	Stat
Completions	QB Trevor Lawrence	172
Passing Yards	QB Trevor Lawrence	2,045
Passing Touchdowns	QB Trevor Lawrence	11
Rushes	RB Tank Bigsby	168
Rushing Yards	RB Tank Bigsby	766
Yards Per Rush (min. 50 rushes)	RB Tank Bigsby	4.6
Rushing Touchdowns	RB Tank Bigsby	7
Rushing Long	RB Tank Bigsby	65t
Receptions	WR Brian Thomas Jr.	87
Receiving Yards	WR Brian Thomas Jr.	1,282
Yards Per Reception (min. 50 receptions)	WR Brian Thomas Jr.	14.7
Receiving Touchdowns	WR Brian Thomas Jr.	10
Receiving Long	WR Brian Thomas Jr.	85t

## WALK IT LIKE I TALK IT

DE Travon Walker finished the 2024 season with 61 tackles (31 solo), 15 quarterback hits, 13 tackles for loss, 10.5 sacks, two forced fumbles, one 35-yard fumble recovery touchdown and one pass defended. He set career highs in tackles, tackles for loss, sacks and forced fumbles.

Walker's 10.5 sacks were tied-eighth most in the AFC in 2024.

With 10.0 sacks in 2023 and 10.5 in 2024, this marked Walker's second-consecutive season with double-digit sacks. He became the second player in franchise history to post 10.0-plus sacks in back-to-back seasons and the first to do so within their first three years in the NFL.

### JAGUARS WITH 10.0 SACKS IN BACK-TO-BACK SEASONS



DE CALAIS CAMPBELL  
2017: 14.5 SACKS  
2018: 10.5 SACKS



DE TRAVON WALKER  
2023: 10.0 SACKS  
2024: 10.5 SACKS

Walker is one of six players in the past 10 seasons (since 2014) with consecutive seasons of over 10.0 sacks within their first three years in the league.



### CONSECUTIVE SEASONS WITH 10.0-PLUS SACKS NFL, YEARS 1 - 3, SINCE 2014

PLAYER (TEAM)	SEASONS
DE Travon Walker (JAX)	2023-24 (2)
LB Micah Parsons (DAL)	2021-23 (3)
DE Myles Garrett (CLE)	2018-19 (2)
LB T.J. Watt (PIT)	2018-19 (2)
LB Joey Bosa (LAC)	2016-17 (2)
LB Khalil Mack (OAK)	2015-16 (2)

With 24.0 sacks since being drafted in 2022, Walker passed DE Josh Hines-Allen (20.5) to rank second in franchise history in sacks within a player's first three seasons.

### SACKS YEARS 1 - 3, FRANCHISE HISTORY

RK.	PLAYER (SEASONS)	SACKS
1.	DE Yannick Ngakoue (2016-18)	29.5
2.	DE Travon Walker (2022-24)	24.0
3.	DE Josh Hines-Allen (2019-21)	20.5

His 24.0 career sacks rank ninth in franchise history.

### SACKS FRANCHISE HISTORY

RK.	PLAYER (SEASONS)	SACKS
1.	DE Tony Brackens (1996-2003)	55.0
2.	DE Josh Hines-Allen (2019-24)	53.0
3.	DE Yannick Ngakoue (2016-19)	37.5
4.	DE Joel Smeenge (1995-2000)	34.0
5.	DE Calais Campbell (2017-19)	31.5
6.	DE John Henderson (2002-09)	29.0
7.	DE Paul Spicer (2001-08)	28.5
8.	LB Kevin Hardy (1996-2001)	28.0
9.	DE Travon Walker (2022-24)	24.0
10.	DE Dawuane Smoot (2017-23)	23.5



# PLAYER NOTES

In his past 20 games played (since Week 16 of 2023), Walker's 14.5 sacks are tied for fourth-most in the league.

## SACKS NFL, WEEK 16 OF 2023 - PRESENT

RK.	PLAYER (TEAM)	SACKS
1.	DE Trey Hendrickson (CIN)	20.0
2.	LB Kyle Van Noy (BAL)	15.5
3.	DE Myles Garrett (CLE)	15.0
4.	<b>DE Travon Walker (JAX)</b>	<b>14.5</b>
	LB Nik Bonitto (DEN)	14.5
	LB T.J. Watt (PIT)	14.5

With 15 quarterback hits in 2024, Walker recorded his third-consecutive season with over 10 quarterback hits. He is one of three players (Hines-Allen and DE Yannick Ngakoue) in franchise history to reach 10 quarterback hits in each of their first three seasons.

His 44 career quarterback hits are seventh-most in franchise history.

## QUARTERBACK HITS FRANCHISE HISTORY

RK.	PLAYER (SEASONS)	QUARTERBACK HITS
1.	DE Josh Hines-Allen (2019-24)	122
2.	DE Yannick Ngakoue (2016-19)	85
3.	DE Calais Campbell (2017-19)	77
4.	DE Dawuane Smoot (2017-23)	64
5.	DT Tyson Alualu (2010-16)	51
6.	DE Jeremy Mincey (2007-13)	45
7.	<b>DE Travon Walker (2022-24)</b>	<b>44</b>

Walker's 13 tackles for loss made him one of three players in franchise history (Ngakoue and LB Telvin Smith) to produce back-to-back seasons with double-digit tackles for loss within their first three years in the NFL.

Walker's 28 tackles for loss are tied for ninth-most in franchise history.

## TACKLES FOR LOSS FRANCHISE HISTORY

RK.	PLAYER (SEASONS)	TACKLES FOR LOSS
1.	DE Josh-Hines Allen (2019-24)	63
2.	LB Telvin Smith (2014-18)	52
3.	LB Paul Posluszny (2011-17)	45
4.	DE Calais Campbell (2017-19)	44
5.	DE Yannick Ngakoue (2016-19)	42
6.	DE Jeremy Mincey (2007-13)	31
7.	DT Tyson Alualu (2010-16)	30
	DT Sen'Derrick Marks (2013-16)	30
9.	<b>DE Travon Walker (2022-24)</b>	<b>28</b>
	DT Malik Jackson (2016-18)	28



## WALKER'S CAREER DAY

Walker posted a single-game career-high 3.0 sacks in Week 5 vs. Indianapolis along with five tackles (four solo), three tackles for loss, three quarterback hits, one pass defended and one forced fumble.

He became the only player in franchise history and the only player in the NFL in 2024 to record five-plus tackles, 3.0 sacks, a forced fumble, a pass defended, a tackle for loss and a quarterback hit in a single game.


Walker is one of seven players in franchise history to post 3.0 sacks in a single game and one of nine players in the AFC to do so in 2024.

## GAMES WITH 3.0-PLUS SACKS FRANCHISE HISTORY

RK.	PLAYER (SEASONS)	GAMES
1.	DE Josh Hines-Allen (2019-24)	3
2.	DE Calais Campbell (2017-19)	2
3.	<b>DE Travon Walker (2022-24)</b>	<b>1</b>
	DE Chris Clemons (2014-15)	1
	DE John Henderson (2002-09)	1
	DE Kelvin Pritchett (1995-98)	1
	DE Paul Spicer (2001-08)	1

## GAMES WITH 3.0-PLUS SACKS AFC, 2024

RK.	PLAYER (TEAM)	GAMES
1.	DE Myles Garrett (CLE)	2
	DE Trey Hendrickson (CIN)	2
3.	<b>DE Travon Walker (JAX)</b>	<b>1</b>
	DE Zach Allen (DEN)	1
	DE Will Anderson Jr. (HOU)	1
	DE Danielle Hunter (HOU)	1
	DT Nnamdi Madubuike (BAL)	1
	DE Will McDonald IV (NYJ)	1
	DE Greg Rousseau (BUF)	1



## TRAVON TO THE HOUSE

Walker recovered a fumble for a 35-yard touchdown in Week 9 at Philadelphia last season, the first defensive touchdown of his career.

This was the second-longest fumble recovery by a defensive lineman in 2024 and the ninth-longest by any player in the AFC. Walker was one of two defensive linemen (DE Derek Barnett) to produce a fumble recovery touchdown in 2024.

## LONGEST FUMBLE RECOVERY DEFENSIVE LINEMEN, NFL, 2024

RK.	PLAYER (TEAM)	FUMBLE RECOVERY LONG
1.	DE Derek Barnett (HOU)	36t
2.	<b>DE Travon Walker (JAX)</b>	<b>35t</b>
3.	DT T'Vondre Sweat (TEN)	30
4.	DE Josh Hines-Allen (JAX)	13
5.	DT Braden Fiske (LAR)	8





# PLAYER NOTES

The 35-yard touchdown was the fourth-longest fumble recovery by a defensive lineman in franchise history.

## LONGEST FUMBLE RECOVERY DEFENSIVE LINEMEN, FRANCHISE HISTORY

RK.	PLAYER (WEEK, YEAR)	FUMBLE RECOVERY LONG
1.	DE Yannick Ngakoue (W17, 2017)	67t
2.	DE Andre Branch (W14, 2015)	49t
3.	DE Josh Hines-Allen (W18, 2023)	37t
4.	<b>DE Travon Walker (W9, 2024)</b>	<b>35t</b>
5.	DT Sen'Derrick Marks (W13, 2013)	15

## SUM 41

**DE Josh Hines-Allen** totaled 45 tackles (26 solo), 19 quarterback hits, 10 tackles for loss, 8.0 sacks, two passes defended, one forced fumble and one fumble recovery in 2024.

His 8.0 sacks increased his career total to 53.0, making him the second player in franchise history to eclipse 50.0 career sacks and leaving him just 2.5 sacks away from breaking the franchise record currently held by DE Tony Brackens (55.0).

## SACKS FRANCHISE HISTORY

RK.	PLAYER (SEASONS)	SACKS
1.	DE Tony Brackens (1996-2003)	55.0
2.	<b>DE Josh Hines-Allen (2019-24)</b>	<b>53.0</b>
3.	DE Yannick Ngakoue (2016-19)	37.5

Since he entered the NFL in 2019, Hines-Allen's 53.0 career sacks place sixth in the AFC.



## SACKS AFC, SINCE 2019

RK.	PLAYER (TEAM)	SACKS
1.	LB T.J. Watt (PIT)	88.0
2.	DE Myles Garrett (CLE)	82.0
3.	DE Maxx Crosby (L.V.)	59.5
4.	DE Trey Hendrickson (CIN)	57.0
5.	DT Chris Jones (K.C.)	56.5
6.	<b>DE Josh Hines-Allen (JAX)</b>	<b>53.0</b>
7.	LB Matthew Judon (NE)	47.5
8.	LB Harold Landry (TEN)	46.0
9.	LB Kyle Van Noy (BAL)	44.0
10.	DT Cameron Heyward (PIT)	43.5
	LB Joey Bosa (LAC)	43.5

Hines-Allen's 53.0 sacks rank fourth among the 2019 NFL Draft class.

## SACKS 2019 DRAFT CLASS

RK.	PLAYER (TEAM)	SACKS
1.	DE Nick Bosa (S.F.)	62.5
2.	DE Maxx Crosby (L.V.)	59.5
3.	LB Brian Burns (NYG)	54.5
4.	<b>DE Josh Hines-Allen (JAX)</b>	<b>53.0</b>
5.	DE Montez Sweat (CHI)	47.0

Hines-Allen extended his streak of seasons with 7.0-plus sacks to four in 2024, tying DE Yannick Ngakoue for the longest streak of seasons with at least 7.0 sacks in franchise history.

## CONSECUTIVE SEASONS WITH 7.0-PLUS SACKS FRANCHISE HISTORY

RK.	PLAYER	SEASONS
1.	<b>DE Josh Hines-Allen</b>	<b>2021-24 (4)</b>
	DE Yannick Ngakoue	2016-19 (4)
3.	DE Tony Brackens	1999-2001 (3)

Hines-Allen registered his 11th-career game with 2.0-plus sacks (2.0) in Week 9 at Philadelphia. His 11 games with 2.0-or-more sacks are the most in franchise history and are sixth-most in the AFC since he entered the league in 2019.

## GAMES WITH 2.0-PLUS SACKS FRANCHISE HISTORY

RK.	PLAYER (SEASONS)	GAMES
1.	<b>DE Josh Hines-Allen (2019-24)</b>	<b>11</b>
2.	DE Yannick Ngakoue (2016-19)	8
	DE Tony Brackens (1996-2003)	8

## GAMES WITH 2.0-PLUS SACKS AFC, SINCE 2019

RK.	PLAYER (TEAM)	GAMES
1.	LB T.J. Watt (PIT)	21
2.	DE Myles Garrett (CLE)	17
3.	DE Maxx Crosby (L.V.)	13
4.	DT Chris Jones (K.C.)	12
	DE Trey Hendrickson (CIN)	12
6.	<b>DE Josh Hines-Allen (JAX)</b>	<b>11</b>



With 19 quarterback hits in 2024, Hines-Allen posted his sixth season with 10-plus quarterback hits, the most in franchise history.

Hines-Allen is one of five players in the AFC to produce 10-plus quarterback hits in each of the past six seasons.

## SEASONS WITH 10-PLUS QUARTERBACK HITS AFC, 2019-24

PLAYER (TEAM)	SEASONS
<b>DE Josh Hines-Allen (JAX)</b>	<b>6</b>
DE Maxx Crosby (L.V.)	6
DE Myles Garrett (CLE)	6
DT Chris Jones (K.C.)	6
LB T.J. Watt (PIT)	6

Hines-Allen totaled 10 tackles for loss in 2024. This marked his fourth-consecutive season with 10-plus tackles for loss, passing DE Calais Campbell and Ngakoue for the longest such streak in franchise history.

## CONSECUTIVE SEASONS WITH 10-PLUS TACKLES FOR LOSS FRANCHISE HISTORY

RK.	PLAYER	SEASONS
1.	<b>DE Josh-Hines Allen</b>	<b>2021-24 (4)</b>
2.	DE Calais Campbell	2017-19 (3)
	DE Yannick Ngakoue	2017-19 (3)

Hines-Allen's 63-career tackles for loss are the most in franchise history.



# PLAYER NOTES

## NUMBER TO KNOW: FOUR-ONE IS ONE OF FOUR

1 OF 4

Since 2022, Hines-Allen has totaled 32.5 sacks and seven forced fumbles. He is **one of four** players in the NFL to reach both of those marks in that time span, joined by DE Myles Garrett, DE Trey Hendrickson and LB T.J. Watt.

## APPLYING PRESSURE

According to Next Gen Stats, Hines-Allen totaled 67 quarterback pressures in 2024, while Walker produced 60 quarterback pressures.

In the NFL, Hines-Allen's 67 pressures ranked tied-ninth and Walker's 60 pressures ranked tied-14th. The Jaguars were the only team in 2024 with two pass rushers with over 60 quarterback pressures.

### QUARTERBACK PRESSURES NFL, 2024

RK.	PLAYER (TEAM)	QUARTERBACK PRESSURES
1.	DE Trey Hendrickson (CIN)	92
2.	DE Danielle Hunter (HOU)	90
3.	DE Myles Garrett (CLE)	84
4.	LB Jared Verse (LAR)	76
5.	LB Micah Parsons (DAL)	75
6.	DE Chase Young (N.O.)	73
7.	LB Jonathan Greenard (MIN)	69
8.	DE Will McDonald IV (NYJ)	68
9.	<b>DE Josh Hines-Allen (JAX)</b>	<b>67</b>
	DE Zach Allen (DEN)	67
11.	LB Brian Burns (NYG)	66
12.	DT Chris Jones (K.C.)	61
	DE Nick Bosa (S.F.)	61
14.	<b>DE Travon Walker (JAX)</b>	<b>60</b>
	DE Za'Darius Smith (DET)	60

Hines-Allen finished tied-fifth in the AFC in quarterback pressures, while Walker finished eighth.

### QUARTERBACK PRESSURES AFC, 2024

RK.	PLAYER (TEAM)	QUARTERBACK PRESSURES
1.	DE Trey Hendrickson (CIN)	92
2.	DE Danielle Hunter (HOU)	90
3.	DE Myles Garrett (CLE)	84
4.	DE Will McDonald IV (NYJ)	68
5.	<b>DE Josh Hines-Allen (JAX)</b>	<b>67</b>
	DE Zach Allen (DEN)	67
7.	DT Chris Jones (K.C.)	61
8.	<b>DE Travon Walker (JAX)</b>	<b>60</b>
9.	DE Greg Rousseau (BUF)	59
10.	DE Will Anderson Jr. (HOU)	58



Since entering the league in 2019, Hines-Allen's 350 quarterback pressures are fourth-most in the NFL and second-most in the AFC.

### QUARTERBACK PRESSURES NFL, SINCE 2019

RK.	PLAYER (TEAM)	QUARTERBACK PRESSURES
1.	DE Myles Garrett (CLE)	408
2.	DE Trey Hendrickson (CIN)	393
3.	DE Nick Bosa (S.F.)	355
4.	<b>DE Josh Hines-Allen (JAX)</b>	<b>350</b>
5.	DE Maxx Crosby (L.V.)	346

### QUARTERBACK PRESSURES AFC, SINCE 2019

RK.	PLAYER (TEAM)	QUARTERBACK PRESSURES
1.	DE Myles Garrett (CLE)	408
2.	<b>DE Josh Hines-Allen (JAX)</b>	<b>350</b>
3.	DE Maxx Crosby (L.V.)	346

Walker's 149 career quarterback pressures are 10th-most in the AFC since being drafted in 2022. Hines-Allen's 226 pressures in that span are third-most in the AFC.

### QUARTERBACK PRESSURES AFC, SINCE 2022

RK.	PLAYER (TEAM)	QUARTERBACK PRESSURES
1.	DE Myles Garrett (CLE)	237
2.	DE Trey Hendrickson (CIN)	230
3.	<b>DE Josh Hines-Allen (JAX)</b>	<b>226</b>
4.	DE Maxx Crosby (L.V.)	192
5.	LB Alex Highsmith (PIT)	188
6.	LB Khalil Mack (LAC)	187
7.	DT Chris Jones (K.C.)	182
8.	DT Quinnen Williams (NYJ)	168
9.	DT DeForest Buckner (IND)	153
10.	<b>DE Travon Walker (JAX)</b>	<b>149</b>

## DOUBLE TROUBLE

Since Walker was drafted in 2022, the Jaguars are one of six teams in the AFC and one of eight teams in the NFL to have two-or-more players total over 20 sacks.

### TEAMS WITH TWO-PLUS PLAYERS WITH 20.0-PLUS SACKS NFL, 2022-24

TEAM	COUNT	PLAYERS
PIT	3	DT Cameron Heyward, LB Alex Highsmith, LB T.J. Watt
JAX	2	<b>DE Josh Hines-Allen, DE Travon Walker</b>
BAL	2	DT Nnamdi Madubuike, LB Kyle Van Noy
DEN	2	LB Nik Bonitto, LB Jonathon Cooper
IND	2	DT DeForest Buckner, DE Kwity Paye
K.C.	2	DT Chris Jones, DE George Karlaftis III
NYG	2	DL Dexter Lawrence II, DE Kayvon Thibodeaux
PHI	2	LB Haason Reddick, DE Josh Sweat





# PLAYER NOTES

Hines-Allen and Walker have each recorded at least one sack in the same game nine times, tied for sixth-most in franchise history by any duo.

## DUOS WITH MOST GAMES WITH AT LEAST 1.0 SACK FRANCHISE HISTORY

RK.	PLAYERS	GAMES
1.	DT Malik Jackson and DE Yannick Ngakoue	11
	DE Tony Brackens and DE Joe Smeenge	11
	DE Tony Brackens and DE Gary Walker	11
4.	DE Calais Campbell and DE Yannick Ngakoue	10
	DE Tony Brackens and LB Kevin Hardy	10
6.	<b>DE Josh Hines-Allen and DE Travon Walker</b>	<b>9</b>
	LB Kevin Hardy and DE Gary Walker	9


## FOYELICIOUS

LB Foyesade Oluokun finished the 2024 season with 107 tackles (60 solo), seven passes defended, six tackles for loss, 1.0 sack, one interception and one quarterback hit in 13 games played. This marked Oluokun's fifth-consecutive season with 100-plus tackles, making him one of seven players in the NFL with an active streak of five-plus seasons with over 100 tackles.

## CONSECUTIVE SEASONS WITH 100-PLUS TACKLES NFL, ACTIVE STREAKS

PLAYER (TEAM)	SEASONS
LB Bobby Wagner (WAS)	2014-24 (11)
LB Eric Kendricks (FA)	2016-24 (9)
LB Demario Davis (N.O.)	2017-24 (8)
LB Tremaine Edmunds (CHI)	2018-24 (7)
LB Roquan Smith (BAL)	2018-24 (7)
LB Fred Warner (S.F.)	2018-24 (7)
<b>LB Foyesade Oluokun (JAX)</b>	<b>2020-24 (5)</b>

After returning from injured reserve in Week 8 vs. Green Bay, Oluokun's 86 tackles were sixth-most in the AFC.



## TOTAL TACKLES AFC, WEEKS 8 - 18, 2024

RK.	PLAYER (TEAM)	TACKLES
1.	LB Daiyan Henley (LAC)	101
2.	LB Zaire Franklin (IND)	97
	LB Jordyn Brooks (MIA)	97
4.	LB Jamien Sherwood (NYJ)	96
5.	LB Robert Spillane (L.V.)	91
6.	<b>LB Foyesade Oluokun (JAX)</b>	<b>86</b>
7.	LB E.J. Speed (IND)	82
	LB Patrick Queen (PIT)	82
9.	LB Roquan Smith (BAL)	80
10.	S Nick Cross (IND)	76

Oluokun's 919 tackles are third-most in the league since entering the NFL in 2018.

## TOTAL TACKLES NFL, SINCE 2018

RK.	PLAYER (TEAM)	TACKLES
1.	LB Bobby Wagner (WAS)	1,060
2.	LB Roquan Smith (BAL)	1,004
3.	<b>LB Foyesade Oluokun (JAX)</b>	<b>919</b>
4.	LB Fred Warner (S.F.)	896
5.	LB Eric Kendricks (FA)	860

His 465 tackles since joining the Jaguars in 2022 are also third-most in the league, while his 299 solo tackles are second-most.

Oluokun has produced double-digit tackles in 24 games since joining the Jaguars in 2022, including five games in 2024. His 24 games with 10-plus tackles are third-most in the NFL in that span and are second-most in franchise history.

## GAMES WITH 10-PLUS TACKLES NFL, SINCE 2022

RK.	PLAYER (TEAM)	GAMES
1.	LB Zaire Franklin (IND)	29
2.	LB Roquan Smith (BAL)	26
3.	<b>LB Foyesade Oluokun (JAX)</b>	<b>24</b>

## GAMES WITH 10-PLUS TACKLES FRANCHISE HISTORY

RK.	PLAYER (SEASONS)	GAMES
1.	LB Paul Posluszny (2011-17)	37
2.	<b>LB Foyesade Oluokun (2022-24)</b>	<b>24</b>
3.	LB Mike Peterson (2003-08)	19



Oluokun registered at least six tackles in 34-straight games played from Week 3 of 2022 to Week 2 of 2024. This is the third-longest streak of games with six-plus tackles since the 1970 AFL-NFL Merger and the longest in franchise history.

## CONSECUTIVE GAMES WITH SIX-PLUS TACKLES NFL, SINCE 1970

RK.	PLAYER (TEAM)	GAMES	WEEKS
1.	LB Zach Thomas (MIA)	38	W4 of 2002 - W11 of 2004
2.	LB Lavonte David (T.B.)	35	W9 of 2012 - W11 of 2014
3.	<b>LB Foyesade Oluokun (JAX)</b>	<b>34</b>	<b>W3 of 2022 - W2 of 2024</b>

## THREE-STRAIGHT FOR 33

LB Devin Lloyd led the team with 113 tackles (61 solo) in 2024 along with seven tackles for loss, five quarterback hits, four passes defended, 2.0 sacks, one interception and one forced fumble.

This marked Lloyd's third-consecutive season with 100-plus tackles, making him the third player in franchise history to record over 100 tackles in each of their first three seasons in the NFL.

## JAGUARS WITH 100-PLUS TACKLES IN EACH OF THEIR FIRST THREE SEASONS



**S JOHNATHAN CYPRIEN**  
2013: 103 TACKLES  
2014: 114 TACKLES  
2015: 103 TACKLES



**LB TELVIN SMITH**  
2014: 104 TACKLES  
2015: 128 TACKLES  
2016: 119 TACKLES



**LB DEVIN LLOYD**  
2022: 115 TACKLES  
2023: 127 TACKLES  
2024: 113 TACKLES



# PLAYER NOTES

Lloyd's 355 tackles over the past three seasons are the most among the 2022 NFL Draft class and the most by any player in franchise history over their first three years in the league.

## TOTAL TACKLES 2022 DRAFT CLASS

RK.	PLAYER (TEAM)	TACKLES
1.	LB Devin Lloyd (JAX)	355
2.	LB Quay Walker (G.B.)	339
3.	S Jalen Pitre (HOU)	296

## TOTAL TACKLES YEARS 1 - 3, FRANCHISE HISTORY

RK.	PLAYER (SEASONS)	TACKLES
1.	LB Devin Lloyd (2022-24)	355
2.	LB Telvin Smith (2014-16)	345
3.	S Johnathan Cyprien (2013-15)	311

Lloyd registered a single-game career-high 16 tackles in Week 10 vs. Minnesota, tied for the sixth-highest total in a single game in the AFC in 2024.

## MOST TOTAL TACKLES IN A SINGLE GAME AFC, 2024

RK.	PLAYER (TEAM)	TACKLES
1.	LB Grant Stuard (IND)	19
2.	LB Jamien Sherwood (NYJ)	18
	LB Roquan Smith (BAL)	18
4.	LB Jamien Sherwood (NYJ)	17
	CB Daryl Worley (TEN)	17
6.	LB Devin Lloyd (JAX)	16
	LB Zaire Franklin (IND)	16
	LB Germaine Pratt (CIN)	16
	LB Robert Spillane (L.V.)	16

## POWER DUO

Since Lloyd and Oluokun came to Jacksonville in 2022, the Jaguars are one of four teams in the NFL to have two players each total over 300 tackles.

## TEAMS WITH TWO-PLUS PLAYERS WITH 300-PLUS TACKLES NFL, 2022-24

TEAM	COUNT	PLAYERS
JAX	2	LB Devin Lloyd, LB Foyesade Oluokun
CIN	2	LB Germaine Pratt, LB Logan Wilson
IND	2	LB Zaire Franklin, LB E.J. Speed
NYJ	2	LB C.J. Mosley, LB Quincy Williams

The Jaguars are one of three teams in the NFL (Chicago and Seattle) with two players that have posted 100-plus tackles in each of the last three seasons.



## TYSON CAMPBELL

In 12 games played in 2024, **CB Tyson Campbell** totaled 59 tackles (42 solo), six passes defended and two tackles for loss.

Campbell's six passes defended increased his career total to 36, placing him sixth among cornerbacks and tied-10th overall in franchise history.

## PASSES DEFENSED CORNERBACKS, FRANCHISE HISTORY

RK.	PLAYER (SEASONS)	PASSES DEFENSED
1.	CB Rashean Mathis (2003-12)	104
2.	CB Aaron Beasley (1996-2001)	71
3.	CB Fernando Bryant (1999-2003)	50
4.	CB Dave Thomas (1995-99)	49
5.	CB Jalen Ramsey (2016-19)	45
6.	CB Tyson Campbell (2021-24)	36
7.	CB Darius Williams (2022-23)	35
8.	CB A.J. Bouye (2017-19)	34
9.	CB Derek Cox (2009-12)	32
	CB Tre Herndon (2018-23)	32

## PASSES DEFENSED FRANCHISE HISTORY

RK.	PLAYER (SEASONS)	PD
1.	CB Rashean Mathis (2003-12)	104
2.	CB Aaron Beasley (1996-2001)	71
3.	CB Fernando Bryant (1999-2003)	50
4.	S Donovan Darius (1998-2006)	49
	CB Dave Thomas (1995-99)	49
6.	DE Tony Brackens (1996-2003)	48
7.	CB Jalen Ramsey (2016-19)	45
8.	LB Daryl Smith (2004-12)	39
9.	DT John Henderson (2002-09)	38
10.	CB Tyson Campbell (2021-24)	36
	LB Paul Postuszny (2011-17)	36



In Week 10 vs. Minnesota, Campbell recorded a career-high-tying nine tackles, one pass defended and one tackle for loss. He became the fifth defensive back in franchise history to reach those marks (nine-plus tackle, a pass defended and a tackle for loss) in a single game.

## AT LEAST NINE TACKLES, ONE PASS DEFENSED AND ONE TACKLE FOR LOSS DEFENSIVE BACKS, SINGLE GAME, FRANCHISE HISTORY

PLAYER (YEAR)	TACKLES	PD	TFL
CB Tyson Campbell (2024)	9	1	1
CB Shaquill Griffin (2022)	9	2	1
CB Tre Herndon (2020)	9	1	1
S Jarrod Wilson (2020)	9	1	1
S Jonathan Cyprien (2015)	11	1	1
S Jonathan Cyprien (2015)	15	1	1

## FEELING 22

**CB Jarrian Jones** produced 40 tackles (30 solo), eight passes defended, 2.0 sacks, two quarterback hits, one interception and one tackle for loss in his rookie campaign.

Jones was the only rookie defensive back in 2024 to produce 2.0 sacks.

## SACKS NFL, DEFENSIVE BACKS, ROOKIES, 2024

RK.	PLAYER (TEAM)	SACKS
1.	CB Jarrian Jones (JAX)	2.0
2.	S Dell Pettus (N.E.)	1.0
	CB Andru Phillips (NYG)	1.0





# PLAYER NOTES

Jones recorded two passes defended in each game in Week 14 at Tennessee and Week 15 vs. New York Jets, making him one of three rookie defensive backs to post two passes defended in back-to-back games in 2024. He joined CB Jalen Ramsey as the only rookie defensive back in franchise history with back-to-back games with two-plus passes defended.

## CONSECUTIVE GAMES WITH TWO PASSES DEFENSED NFL, DEFENSIVE BACKS, ROOKIES, 2024

RK.	PLAYER (TEAM)	GAMES	WEEKS
1.	CB Nate Wiggins (BAL)	3	Weeks 5 - 7
2.	CB Jarrian Jones (JAX)	2	Weeks 14 - 15
	CB Jarvis Brownlee Jr. (TEN)	2	Weeks 6 - 7



Jones' eight passes defended in 2024 are sixth most in franchise history by a rookie defensive back.

## PASSES DEFENSED DEFENSIVE BACKS, ROOKIES, FRANCHISE HISTORY

RK.	PLAYER (SEASON)	PASSES DEFENSED
1.	CB Jalen Ramsey (2016)	14
2.	CB Derek Cox (2009)	11
	S Reggie Nelson (2007)	11
4.	CB Rashean Mathis (2003)	10
	CB Tyson Campbell (2021)	10
6.	CB Jarrian Jones (2024)	8

## DOUBLE A+

DT Maason Smith finished his rookie year with 17 tackles (10 solo), four quarterback hits, 3.0 sacks, three tackles for loss and three passes defended in 11 games played.

Smith was one of four rookie defensive linemen in 2024 with 3.0-or-more sacks.

## SACKS NFL, DEFENSIVE LINEMEN, ROOKIES, 2024

RK.	PLAYER (TEAM)	SACKS
1.	DT Braden Fiske (LAR)	8.5
2.	DE Laiatu Latu (IND)	4.0
3.	DT Maason Smith (JAX)	3.0
	DT Kris Jenkins (CIN)	3.0
5.	DE Javon Solomon (BUF)	2.0
	DT Jer'Zhan Newton (WAS)	2.0

Smith recorded a sack back-to-back weeks in Week 16 at Las Vegas and Week 17 vs. Tennessee. He was one of three rookie defensive linemen in 2024 (DE Laiatu Latu and DT Braden Fiske) to register a sack in two-consecutive games.

## BUSTER'S BIG YEAR

CB Montaric Brown totaled 75 tackles (55 solo), eight passes defended, six tackles for loss and one interception in 17 games (10 starts) in 2024. He set career highs in each category.

Brown was one of five players in the NFL with 75-plus tackles, eight-plus passes defended, six-plus tackles for loss and an interception in 2024.

## PLAYERS WITH 75 TACKLES, EIGHT PASSES DEFENSED, SIX TACKLES FOR LOSS AND AN INTERCEPTION IN 2024



S BRIAN BRANCH	CB MONTARIC BROWN	CB JARVIS BROWNLEE JR.	LB DAIYAN HENLEY	CB BYRON MURPHY
DETROIT	JACKSONVILLE	TENNESSEE	L.A. CHARGERS	MINNESOTA
109 TACKLES	75 TACKLES	75 TACKLES	147 TACKLES	81 TACKLES
16 PD	EIGHT PD	NINE PD	EIGHT PD	14 PD
EIGHT TFL	SIX TFL	SEVEN TFL	SEVEN TFL	SIX TFL
FOUR INT	ONE INT	ONE INT	ONE INT	SIX INT

Brown registered a single-game career-high three passes defended along with eight tackles (five solo) and one tackle for loss in Week 4 at Houston. He became the sixth player in franchise history and first since CB Aaron Colvin on Nov. 19, 2015 to record five-plus tackles, three-plus passes defended and one-or-more tackles for loss in a single game.

## GAMES WITH FIVE TACKLES, THREE PASSES DEFENSED, ONE TACKLE FOR LOSS FRANCHISE HISTORY

PLAYER (SEASON)	DATE/OPPONENT	TACKLES	PD	TFL
CB Montaric Brown (2024)	Sept. 29 at HOU	8	3	1
CB Aaron Colvin (2015)	Nov. 19 vs. TEN	7	3	1
LB Telvin Smith (2015)	Oct. 25 vs. BUF	9	3	2
CB Derek Cox (2010)	Oct. 31 at DAL	6	3	1
LB Hardy Nickerson (2001)	Oct. 28 at BAL	7	3	1
LB Hardy Nickerson (2000)	Sept. 17 vs. CIN	6	3	1
DE Tony Brackens (1999)	Nov. 28 at BAL	5	3	1

## JAGUARS 2024 DEFENSIVE LEADERS

Category	Player	Stat
Tackles	LB Devin Lloyd	113
Solo Tackles	LB Devin Lloyd	61
Sacks	DE Travon Walker	10.5
Quarterback Hits	DE Josh Hines-Allen	19
Quarterback Pressures	DE Josh Hines-Allen	67
Tackles For Loss	DE Travon Walker	13
Passes Defensed	CB Ronald Darby	9
Forced Fumbles	DE Travon Walker	2
Fumble Recoveries	DE Josh Hines-Allen, S Daniel Thomas, DE Travon Walker	1
Interceptions	CB Montaric Brown, S Andre Cisco, CB Jarrian Jones, LB Devin Lloyd, S Darnell Savage, LB Foyesade Oluokun	1



# PRESEASON RESULTS

## 1995

Record: 2-3 (.400)

Date		Opponent	Result
July 29		Carolina Panthers*	L, 20-14
Aug. 4	at	Miami Dolphins	W, 24-21
Aug. 10	at	Detroit Lions	L, 19-3
Aug. 18		St. Louis Rams	L, 27-10
Aug. 25		Denver Broncos	W, 23-17

\* Hall of Fame Game (Canton, Ohio)

## 1996

Record: 2-2 (.500)

Date		Opponent	Result
Aug. 2		New York Giants	L, 24-17
Aug. 9	at	St. Louis Rams	L, 17-10
Aug. 18		San Francisco 49ers	W, 38-10
Aug. 23	at	Denver Broncos	W, 31-24

## 1997

Record: 4-0 (1.000)

Date		Opponent	Result
Aug. 3		Carolina Panthers	W, 23-9
Aug. 9	at	New York Giants	W, 38-16
Aug. 18	at	San Francisco 49ers	W, 28-20
Aug. 22		Atlanta Falcons	W, 26-17

## 1998

Record: 2-2 (.500)

Date		Opponent	Result
Aug. 8	at	Carolina Panthers	L, 30-27
Aug. 14		New York Giants	W, 24-10
Aug. 22	at	Kansas City Chiefs	L, 22-21
Aug. 27		Dallas Cowboys	W, 42-20

## 1999

Record: 3-1 (.750)

Date		Opponent	Result
Aug. 13		Carolina Panthers	W, 35-10
Aug. 21	at	New York Giants	L, 27-20
Aug. 22		Kansas City Chiefs	W, 31-6
Sept. 2	at	Dallas Cowboys	W, 27-6

## 2000

Record: 3-1 (.750)

Date		Opponent	Result
Aug. 4	at	Carolina Panthers	W, 34-14
Aug. 11		New York Giants	W, 16-13
Aug. 19	at	Kansas City Chiefs	W, 28-23
Aug. 24		Atlanta Falcons	L, 31-20

## 2001

Record: 2-2 (.500)

Date		Opponent	Result
Aug. 10		Carolina Panthers	W, 18-16
Aug. 16	at	New York Giants	L, 27-5
Aug. 23		Kansas City Chiefs	W, 28-23
Aug. 30	at	Dallas Cowboys	L, 27-17

## 2002

Record: 1-3 (.250)

Date		Opponent	Result
Aug. 9	at	Atlanta Falcons	L, 23-13
Aug. 16		Tampa Bay Buccaneers	L, 20-0
Aug. 23	at	Chicago Bears*	W, 24-16
Aug. 29		Dallas Cowboys	L, 28-25

\* Champaign, Ill.

## 2003

Record: 3-1 (.750)

Date		Opponent	Result
Aug. 9	at	Minnesota Vikings	W, 16-14
Aug. 15		Miami Dolphins	W, 27-23
Aug. 23	at	Tampa Bay Buccaneers	L, 10-6
Aug. 28		Washington	W, 17-15

## 2004

Record: 3-1 (.750)

Date		Opponent	Result
Aug. 14	at	Miami Dolphins	L, 16-5
Aug. 20		Tampa Bay Buccaneers	W, 14-6
Aug. 27		Green Bay Packers	W, 9-7
Sept. 2	at	New England Patriots	W, 31-0

## 2005

Record: 2-2 (.500)

Date		Opponent	Result
Aug. 13		Miami Dolphins	W, 27-17
Aug. 20	at	Tampa Bay Buccaneers	W, 20-17
Aug. 25		Atlanta Falcons	L, 23-7
Sept. 1	at	Dallas Cowboys	L, 27-20

## 2006

Record: 3-1 (.750)

Date		Opponent	Result
Aug. 12	at	Miami Dolphins	W, 31-26
Aug. 19		Carolina Panthers	L, 17-10
Aug. 26		Tampa Bay Buccaneers	W, 29-18
Aug. 31	at	Atlanta Falcons	W, 20-17

## 2007

Record: 3-1 (.750)

Date		Opponent	Result
Aug. 11	at	Miami Dolphins	L, 18-17
Aug. 18		Tampa Bay Buccaneers	W, 31-19
Aug. 23	at	Green Bay Packers	W, 21-13
Aug. 30		Washington	W, 31-14

## 2008

Record: 3-1 (.750)

Date		Opponent	Result
Aug. 9		Atlanta Falcons	W, 20-17
Aug. 16		Miami Dolphins	L, 19-14
Aug. 23	at	Tampa Bay Buccaneers	W, 23-17
Aug. 28	at	Washington	W, 24-3

## 2009

Record: 1-3 (.250)

Date		Opponent	Result
Aug. 17	at	Miami Dolphins	L, 12-9
Aug. 22		Tampa Bay Buccaneers	L, 24-23
Aug. 27	at	Philadelphia Eagles	L, 33-32
Sept. 3		Washington	W, 24-17

## 2010

Record: 2-2 (.500)

Date		Opponent	Result
Aug. 13	at	Philadelphia Eagles	L, 28-27
Aug. 21		Miami Dolphins	L, 27-26
Aug. 28	at	Tampa Bay Buccaneers	W, 19-13
Sept. 2		Atlanta Falcons	W, 13-9

## 2011

Record: 1-3 (.250)

Date		Opponent	Result
Aug. 11	at	New England Patriots	L, 47-12
Aug. 19		Atlanta Falcons	W, 15-13
Aug. 27	at	Buffalo Bills	L, 35-32 (OT)
Sept. 1		St. Louis Rams	L, 24-17

## 2012

Record: 3-1 (.750)

Date		Opponent	Result
Aug. 10		New York Giants	W, 32-31
Aug. 17	at	New Orleans Saints	W, 27-24
Aug. 23	at	Baltimore Ravens	L, 48-17
Aug. 30		Atlanta Falcons	W, 24-14

## 2013

Record: 1-3 (.250)

Date		Opponent	Result
Aug. 9		Miami Dolphins	L, 27-3
Aug. 17	at	New York Jets	L, 37-13
Aug. 24		Philadelphia Eagles	L, 31-24
Aug. 29	at	Atlanta Falcons	W, 20-16

## 2014

Record: 1-3 (.250)

Date		Opponent	Result
Aug. 8		Tampa Bay Buccaneers	W, 16-10
Aug. 17	at	Chicago Bears	L, 20-19
Aug. 24	at	Detroit Lions	L, 13-12
Aug. 29		Atlanta Falcons	L, 24-14

## 2015

Record: 2-2 (.500)

Date		Opponent	Result
Aug. 14		Pittsburgh Steelers	W, 23-21
Aug. 22	at	New York Giants	L, 22-12
Aug. 28		Detroit Lions	L, 22-17
Sept. 3	at	Washington	W, 17-16

## 2016

Record: 1-3 (.250)

Date		Opponent	Result
Aug. 11	at	New York Jets	L, 17-13
Aug. 20		Tampa Bay Buccaneers	L, 27-21
Aug. 28		Cincinnati Bengals	W, 26-21
Sept. 1	at	Atlanta Falcons	L, 17-15

## 2017

Record: 2-2 (.500)

Date		Opponent	Result
Aug. 10	at	New England Patriots	W, 31-24
Aug. 17		Tampa Bay Buccaneers	L, 12-8
Aug. 24		Carolina Panthers	L, 24-23
Aug. 31	at	Atlanta Falcons	W, 13-7

## 2018

Record: 3-1 (.750)

Date		Opponent	Result
Aug. 9		New Orleans Saints	L, 24-20
Aug. 18	at	Minnesota Vikings	W, 14-10
Aug. 25		Atlanta Falcons	W, 17-6
Aug. 30	at	Tampa Bay Buccaneers	W, 25-10

## 2019

Record: 0-4 (.000)

Date		Opponent	Result
Aug. 8	at	Baltimore Ravens	L, 29-0
Aug. 15		Philadelphia Eagles	L, 24-10
Aug. 25	at	Miami Dolphins	L, 22-7
Aug. 30		Atlanta Falcons	L, 31-12

## 2021

Record: 1-2 (.333)

Date		Opponent	Result
Aug. 14		Cleveland Browns	L, 29-0
Aug. 23	at	New Orleans Saints	L, 21-23
Aug. 29	at	Dallas Cowboys	W, 34-14

## 2022

Record: 0-4 (0.0)

Date		Opponent	Result
Aug. 4	at	Las Vegas Raiders	L, 27-11
Aug. 12		Cleveland Browns	L, 24-13
Aug. 20		Pittsburgh Steelers	L, 16-15
Aug. 27	at	Atlanta Falcons	L, 28-12

## 2023

Record: 3-0 (1.000)

Date		Opponent	Result
Aug. 12	at	Dallas Cowboys	W, 28-23
Aug. 19	at	Detroit Lions	W, 25-7
Aug. 26		Miami Dolphins	W, 31-18

## 2024

Record: 3-0 (1.000)

Date		Opponent	Result
Aug. 10		Kansas City Chiefs	W, 26-13
Aug. 17		Tampa Bay Buccaneers	W, 20-7
Aug. 23	at	Atlanta Falcons	W, 31-0





# 2024 TEAM RANKINGS

AMERICAN FOOTBALL CONFERENCE						
	OFFENSE				DEFENSE	
	TOTAL	RUSH	PASS	TOTAL	RUSH	PASS
Baltimore Ravens .....	*1	*1	2	7	*1	15
Buffalo Bills .....	3	3	3	11	7	12
Cincinnati Bengals .....	2	14	*1	14	11	11
Cleveland Browns .....	15	13	11	12	12	7
Denver Broncos .....	7	7	9	5	2	10
Houston Texans .....	9	6	10	4	6	3
Indianapolis Colts .....	4	2	13	15	14	14
<b>Jacksonville Jaguars .....</b>	<b>12</b>	<b>12</b>	<b>12</b>	<b>16</b>	<b>15</b>	<b>16</b>
Kansas City Chiefs .....	5	11	5	6	4	9
Las Vegas Raiders .....	14	16	4	10	8	8
Los Angeles Chargers .....	8	8	8	8	9	4
Miami Dolphins .....	6	10	6	3	5	5
New England Patriots .....	16	5	16	13	13	6
New York Jets .....	11	15	7	2	10	2
Pittsburgh Steelers .....	10	4	15	9	3	13
Tennessee Titans .....	13	9	14	*1	16	*1
NATIONAL FOOTBALL CONFERENCE						
	OFFENSE				DEFENSE	
	TOTAL	RUSH	PASS	TOTAL	RUSH	PASS
Arizona Cardinals .....	8	6	11	9	9	7
Atlanta Falcons .....	5	7	4	10	6	11
Carolina Panthers .....	14	10	15	16	16	12
Chicago Bears .....	16	14	16	13	12	8
Dallas Cowboys .....	12	15	8	14	13	9
Detroit Lions .....	*1	5	*1	8	3	16
Green Bay Packers .....	4	4	9	2	4	6
Los Angeles Rams .....	11	13	7	12	10	10
Minnesota Vikings .....	9	11	5	6	*1	14
New Orleans Saints .....	13	9	12	15	15	13
New York Giants .....	15	12	13	11	11	4
Philadelphia Eagles .....	7	*1	14	*1	5	*1
San Francisco 49ers .....	3	8	3	3	8	3
Seattle Seahawks .....	10	16	6	5	7	5
Tampa Bay Buccaneers .....	2	3	2	7	2	15
Washington Commanders .....	6	2	10	4	14	2
NATIONAL FOOTBALL LEAGUE						
	OFFENSE				DEFENSE	
	TOTAL	RUSH	PASS	TOTAL	RUSH	PASS
Arizona Cardinals .....	11	7	18	21	20	14
Atlanta Falcons .....	6	10	5	23	15	22
Baltimore Ravens .....	*1	*1	7	10	*1	31
Buffalo Bills .....	10	9	9	17	12	24
Carolina Panthers .....	29	18	30	32	32	23
Chicago Bears .....	32	25	31	27	28	16
Cincinnati Bengals .....	9	30	*1	25	19	21
Cleveland Browns .....	28	29	22	19	21	12
Dallas Cowboys .....	17	27	11	28	29	17
Denver Broncos .....	19	16	20	7	3	19
Detroit Lions .....	2	6	2	20	5	30
Green Bay Packers .....	5	5	12	5	7	13
Houston Texans .....	22	15	21	6	11	6
Indianapolis Colts .....	13	8	25	29	24	26
<b>Jacksonville Jaguars .....</b>	<b>25</b>	<b>26</b>	<b>24</b>	<b>31</b>	<b>25</b>	<b>32</b>
Kansas City Chiefs .....	16	22	14	9	8	18
Las Vegas Raiders .....	27	32	13	15	13	15
Los Angeles Chargers .....	20	17	19	11	14	7
Los Angeles Rams .....	15	24	10	26	22	20
Miami Dolphins .....	18	21	15	4	9	9
Minnesota Vikings .....	12	19 T	6	16	2	28
New England Patriots .....	31	13	32	22	23	10
New Orleans Saints .....	21	14	23	30	31	27
New York Giants .....	30	23	28	24	27	8
New York Jets .....	24	31	16	3	17	4
Philadelphia Eagles .....	8	2	29	*1	10	*1
Pittsburgh Steelers .....	23	11	27	12	6	25
San Francisco 49ers .....	4	12	4	8	18	5
Seattle Seahawks .....	14	28	8	14	16	11
Tampa Bay Buccaneers .....	3	4	3	18	4	29
Tennessee Titans .....	26	19 T	26	2	26	2
Washington Commanders .....	7	3	17	13	30	3

\* = NFL leader | T = Tied for position



# JAGUARS 2024 TEAM STATS

## JACKSONVILLE JAGUARS / REGULAR SEASON WEEK 18 / THROUGH SUNDAY, JANUARY 5, 2025

WON 4, LOST 13				DOUG PEDERSON (17 GAMES)	
09/08	L	17-20	at Miami	65,582	
09/15	L	13-18	Cleveland	60,105	
09/23	L	10-47	at Buffalo	70,316	
09/29	L	20-24	at Houston	71,115	
10/06	W	37-34	Indianapolis	60,214	
10/13	L	16-35	at Chicago	61,182	
10/20	W	32-16	New England	86,651	
10/27	L	27-30	Green Bay	65,618	
11/03	L	23-28	at Philadelphia	69,879	
11/10	L	7-12	Minnesota	65,695	
11/17	L	6-52	at Detroit	64,273	
12/01	L	20-23	Houston	62,588	
12/08	W	10-6	at Tennessee	61,644	
12/15	L	25-32	N.Y. Jets	63,251	
12/22	L	14-19	at Las Vegas	61,323	
12/29	W	20-13	Tennessee	61,995	
01/05	L	23-26 (OT)	at Indianapolis	63,041	

2024 TEAM STATISTICS				JAX	OPP.
FIRST DOWNS				298	389
Rushing				106	137
Passing				174	219
Penalty				18	33
Third Down-Made/Att				76/204	97/225
Third Down Efficiency				37.3%	43.1%
Fourth Down-Made/Att				14/26	14/24
Fourth Down Efficiency				53.8%	58.3%
TOTAL NET YARDS				5,206	6,629
Avg. Per Game				306.2	389.9
Total Plays				992	1,125
Avg. Per Play				5.2	5.9
NET YARDS RUSHING				1,729	2,254
Avg. Per Game				101.7	132.6
Total Rushes				414	511
Avg. Per Rush				4.2	4.4
NET YARDS PASSING				3,477	4,375
Avg. Per Game				204.5	257.4
Sacked/Yards Lost				32/240	34/230
Gross Yards				3,717	4,605
Attempts/Completions				546/343	580/389
Pct. of Completion				62.8%	67.1%
Had Intercepted				15	6
PUNTS/AVERAGE				68/49.4	59/48.0
Net Punting Average				44.8	41.6
PUNT RETURN/AVG.				27/11.8	28/9.0
KICKOFF RETURN/AVG.				29/25.7	10/27.4
INTERCEPTION RETURN/AVG.				6/6.8	15/5.5
PENALTIES/YARDS				99/787	105/808
FUMBLES/BALL LOST				19/9	8/3
TOUCHDOWNS				34	48
Rushing				13	19
Passing				19	29
Returns				2	0
EXTRA POINTS/ATTEMPTS				27/27	41/42
TWO POINT CONVERSION/ATT.				4/7	1/6
FIELD GOALS/ATTEMPTS				27/29	34/40
AVG. TIME OF POSSESSION				26:56	33:04

* SCORE BY PERIODS				Q1	Q2	Q3	Q4	OT	PTS			
TEAM				54	92	74	100	0	320			
OPPONENTS				75	142	80	135	3	435			
SCORING				TD	RU	PA	RT	K-PAT	FG	2PT	S	PTS
C. Little				0	0	0	0	27/27	27/29	0	0	108
B. Thomas Jr.				10	0	10	0	0/0	0/0	2	0	64
T. Bigsby				7	7	0	0	0/0	0/0	0	0	42
P. Washington				4	0	3	1	0/0	0/0	1	0	26
T. Lawrence				3	3	0	0	0/0	0/0	0	0	18
G. Davis				2	0	2	0	0/0	0/0	0	0	12
T. Etienne Jr.				2	2	0	0	0/0	0/0	0	0	12
B. Strange				2	0	2	0	0/0	0/0	0	0	12
E. Ingram				1	0	1	0	0/0	0/0	1	0	8
M. Jones				1	1	0	0	0/0	0/0	0	0	6
C. Kirk				1	0	1	0	0/0	0/0	0	0	6
T. Walker				1	0	0	1	0/0	0/0	0	0	6
TEAM				34	13	19	2	27/27	27/29	4	0	320
OPPONENTS				48	19	29	0	41/42	34/40	1	1	435

2-Pt Conv: E. Ingram 1, P. Washington 1, B. Thomas Jr. 2, TM 4-7, OPP 1-6

C. Little: (53G) (22G, 43RU, 25G) (41G) (41G, 52G) (23G, 30G, 49G) (30G) (21G) (39G, 47G) (-) (-) (59G, 35G) (33G, 30G, 55WR) (23G) (28G, 23G, 43G, 43G) (-) (48G, 44G) (53G, 28G, 53G)  
OPP: (42WL, 37G, 52G) (53G, 38G, 44G) (27G, 43G) (30G) (30G, 37G) (43B) (41G) (31G, 38G, 24G) (43G, 57RU) (45G, 33G, 34G, 29G) (54G) (53G, 30G, 28G) (46G, 39G) (43G, 48WR) (49G, 37G, 46WR) (39G, 28G) (49G, 36G, 51WR, 45G, 38G)

SACKS: T. Walker 10.5, J. Hines-Allen 8.0, M. Smith 3.0, D. Lloyd 2.0, R. Robertson-Harris 2.0, A. Armstead 2.0, J. Jones 2.0, J. Ledbetter 2.0, J. Jefferson 1.0, F. Oluokun 1.0, E. Otomewo 0.5, TM 34.0, OPP 32.0  
FUM/LOST: T. Bigsby 4/1, T. Lawrence 3/1, M. Jones 2/2, P. Washington 2/0, M. Morse 2/0, E. Ingram 1/1, G. Davis 1/1, B. Strange 1/1, T. Etienne Jr. 1/1, A. Trammell 1/1, D. Duvernay 1/0, TM 19/9, OPP 8/3

* PASSING				ATT	CMP	YDS	CMP%	YDS/ATT	TD	TD%	INT	INT%	LONG	SACK	LOST	RATING
T. Lawrence				284	172	2,045	60.6	7.2	11	3.9	7	2.5	85t	18	140	85.2
M. Jones				262	171	1,672	65.3	6.4	8	3.1	8	3.1	62t	14	100	80.5
TEAM				546	343	3,717	62.8	6.8	19	3.5	15	2.7	85t	32	240	83.0
OPPONENTS				580	389	4,605	67.1	7.9	29	5.0	6	1.0	80t	34	230	103.4

* RUSHING				NO.	YDS	AVG	LONG	TD
T. Bigsby				168	766	4.6	65t	7
T. Etienne Jr.				150	558	3.7	22	2
D. Johnson				32	143	4.5	22	0
T. Lawrence				26	119	4.6	33	3
M. Jones				28	92	3.3	13	1
B. Thomas Jr.				6	48	8.0	18	0
D. Duvernay				4	3	0.8	4	0
TEAM				414	1,729	4.2	65t	13
OPPONENTS				511	2,254	4.4	80t	19

* RECEIVING				TAR	NO.	YDS	AVG	LONG	TD
B. Thomas Jr.				133	87	1,282	14.7	85t	10
E. Ingram				64	47	365	7.8	24	1
B. Strange				53	40	411	10.3	30	2
T. Etienne Jr.				52	39	254	6.5	26	0
P. Washington				51	32	390	12.2	30	3
C. Kirk				47	27	379	14.0	61	1
G. Davis				42	20	239	12.0	22	2
D. Johnson				19	12	96	8.0	26	0
L. Farrell				17	12	67	5.6	11	0
D. Duvernay				16	11	79	7.2	28	0
T. Bigsby				12	7	54	7.7	28	0
T. Jones				5	3	41	13.7	20	0
J. Reynolds				5	1	11	11.0	11	0
A. Trammell				3	2	40	20.0	22	0
J. Deguara				3	3	14	4.7	8	0
TEAM				522	343	3,722	10.9	85t	19
OPPONENTS				562	389	4,605	11.8	80t	29

* INTERCEPTIONS				NO.	YDS	AVG	LONG	TD
A. Cisco				1	22	22.0	22	0
D. Savage				1	16	16.0	16	0
D. Lloyd				1	3	3.0	3	0
M. Brown				1	0	0.0	0	0
J. Jones				1	0	0.0	0	0
F. Oluokun				1	0	0.0	0	0
TEAM				6	41	6.8	22	0
OPPONENTS				15	82	5.5	31	0

* FUMBLES				FUM	LST	FF	REC	TD
M. Jones				2	2	0	1	0
T. Bigsby				4	1	0	1	0
G. Davis				1	1	0	0	0
E. Ingram				1	1	0	0	0
T. Etienne Jr.				1	1	0	1	0
T. Lawrence				3	1	0	1	0
B. Strange				1	1	0	0	0
A. Trammell				1	1	0	0	0
D. Duvernay				1	0	0	1	0
D. Johnson				0	0	0	1	0
M. Morse				2	0	0	1	0
E. Otomewo				2	0	0	1	0
P. Washington				2	0	0	2	0
TEAM				19	9	0	10	0
OPPONENTS				8	3	0	1	0

* PUNTING				NO.	YDS	AVG	NET	TB	IN	LG	B
L. Cooke				68	3,359	49.4	44.8	3	34	73	0
TEAM				68	3,359	49.4	44.8	3	34	73	0
OPPONENTS				59	2,833	48.0	41.6	3	34	66	0



# STEELERS 2024 STATS

## PITTSBURGH STEELERS / REGULAR SEASON WEEK 1 / THROUGH SATURDAY, JANUARY 11, 2025

WON 10, LOST 7					MIKE TOMLIN (17 GAMES)	
09/08	W	18-10	at Atlanta	72,291		
09/15	W	13-6	at Denver	75,330		
09/22	W	20-10	L.A. Chargers	66,734		
09/29	L	24-27	at Indianapolis	66,376		
10/06	L	17-20	Dallas	67,380		
10/13	W	32-13	at Las Vegas	62,553		
10/20	W	37-15	N.Y. Jets	66,956		
10/28	W	26-18	N.Y. Giants	66,637		
11/10	W	28-27	at Washington	66,192		
11/17	W	18-16	Baltimore	67,551		
11/21	L	19-24	at Cleveland	67,431		
12/01	W	44-38	at Cincinnati	66,112		
12/08	W	27-14	Cleveland	66,845		
12/15	L	13-27	at Philadelphia	69,879		
12/21	L	17-34	at Baltimore	71,313		
12/25	L	10-29	Kansas City	67,311		
01/04	L	17-19	Cincinnati	65,631		

2024 TEAM STATISTICS				PIT	OPP.
<b>FIRST DOWNS</b>				<b>318</b>	<b>324</b>
Rushing				122	108
Passing				158	193
Penalty				38	23
Third Down-Made/Att				90/228	72/204
Third Down Efficiency				39.5%	35.3%
Fourth Down-Made/Att				7/18	15/22
Fourth Down Efficiency				38.9%	68.2%
<b>TOTAL NET YARDS</b>				<b>5,430</b>	<b>5,554</b>
Avg. Per Game				319.4	326.7
Total Plays				1,081	1,034
Avg. Per Play				5.0	5.4
<b>NET YARDS RUSHING</b>				<b>2,166</b>	<b>1,678</b>
Avg. Per Game				127.4	98.7
Total Rushes				533	412
Avg. Per Rush				4.1	4.1
<b>NET YARDS PASSING</b>				<b>3,264</b>	<b>3,876</b>
Avg. Per Game				192.0	228.0
Sacked/Yards Lost				49/343	40/275
Gross Yards				3,607	4,151
Attempts/Completions				499/321	582/382
Pct. of Completion				64.3%	65.6%
Had Intercepted				6	17
<b>PUNTS/AVERAGE</b>				<b>68/46.5</b>	<b>65/48.2</b>
Net Punting Average				41.8	40.3
<b>PUNT RETURN/AVG.</b>				<b>28/10.3</b>	<b>31/7.1</b>
<b>KICKOFF RETURN/AVG.</b>				<b>25/23.0</b>	<b>40/28.9</b>
<b>INTERCEPTION RETURN/AVG.</b>				<b>17/12.3</b>	<b>6/14.7</b>
<b>PENALTIES/YARDS</b>				<b>102/823</b>	<b>125/1039</b>
<b>FUMBLES/BALL LOST</b>				<b>22/11</b>	<b>32/16</b>
<b>TOUCHDOWNS</b>				<b>37</b>	<b>39</b>
Rushing				14	14
Passing				21	23
Returns				2	2
<b>EXTRA POINTS/ATTEMPTS</b>				<b>35/35</b>	<b>31/32</b>
<b>TWO POINT CONVERSION/ATT.</b>				<b>0/2</b>	<b>2/7</b>
<b>FIELD GOALS/ATTEMPTS</b>				<b>41/44</b>	<b>26/33</b>
<b>AVG. TIME OF POSSESSION</b>				<b>30:48</b>	<b>29:12</b>

* SCORE BY PERIODS											PTS
	Q1	Q2	Q3	Q4	OT						
TEAM	48	121	100	111	0						380
OPPONENTS	112	84	32	119	0						347
SCORING											PTS
	TD	RU	PA	RT	K-PAT	FG	2PT	S			
C. Boswell	0	0	0	0	35/35	41/44	0	0			158
P. Freiermuth	7	0	7	0	0/0	0/0	0	0			42
N. Harris	6	6	0	0	0/0	0/0	0	0			36
C. Austin III	5	0	4	1	0/0	0/0	0	0			30
J. Fields	5	5	0	0	0/0	0/0	0	0			30
G. Pickens	3	0	3	0	0/0	0/0	0	0			18
V. Jefferson	2	0	2	0	0/0	0/0	0	0			12
R. Wilson	2	2	0	0	0/0	0/0	0	0			12
C. Heyward	1	0	1	0	0/0	0/0	0	0			6
C. Patterson	1	0	1	0	0/0	0/0	0	0			6
M. Pruitt	1	0	1	0	0/0	0/0	0	0			6
J. Warren	1	1	0	0	0/0	0/0	0	0			6
D. Washington	1	0	1	0	0/0	0/0	0	0			6
M. Williams	1	0	1	0	0/0	0/0	0	0			6
P. Wilson	1	0	0	1	0/0	0/0	0	0			6
TEAM	37	14	21	2	35/35	41/44	0	0			380
OPPONENTS	39	14	23	2	31/32	26/33	2	0			347

2-Pt Conv: TM 0-2, OPP 2-7

C. Boswell: (57G, 51G, 44G, 56G, 40G, 25G) (22G, 53G) (62WR, 38G, 30G) (50G) (41G) (52G, 49G, 37G, 36G) (46G, 29G, 21G) (31G, 25G, 27G, 27G) (-) (32G, 52G, 32G, 57G, 27G, 50G) (58WR, 48G, 28G) (50G, 34G, 42B, 30G) (30G, 54G) (37G, 49G) (51G) (36G) (54G)  
 OPP: (24G) (35G, 29G) (28G) (33G, 54WL, 35G) (55G, 33G, 38B) (35B) (29G, 39G, 44G, 48G) (48G, 41G) (47WL, 50WL, 54G) (34G) (38G) (38WL, 43WR) (34G, 41G) (51G, 23G) (32G) (48G, 27G, 35G, 23G)

SACKS: T. Watt 11.5, C. Heyward 8.0, A. Highsmith 6.0, N. Herbig 5.5, P. Smith 2.0, L. Ogunjobi 1.5, M. Adams Sr. 1.0, D. Lowry 1.0, K. Benton 1.0, P. Queen 1.0, E. Roberts 1.0, B. Bishop Jr. 0.5, TM 40.0, OPP 49.0  
 FUM/LOST: J. Fields 6/1, R. Wilson 5/4, P. Freiermuth 3/2, J. Warren 2/1, C. Patterson 1/1, G. Pickens 1/1, C. Austin III 1/1, C. Waitman 1/0, Z. Frazier 1/0, P. Wilson 1/0, TM 22/11, OPP 32/16

* PASSING													
	ATT	CMP	YDS	CMP%	YDS/ATT	TD	TD%	INT	INT%	LONG	SACK	LOST	RATING
R. Wilson	336	214	2,482	63.7	7.4	16	4.8	5	1.5	46	33	219	95.6
J. Fields	161	106	1,106	65.8	6.9	5	3.1	1	0.6	55t	16	124	93.3
K. Allen	1	1	19	100.0	19.0	0	0.0	0	0.0	19	0	0	118.8
M. Killebrew	1	0	0	0.0	0.0	0	0.0	0	0.0	0	0	0	39.6
TEAM	499	321	3,607	64.3	7.2	21	4.2	6	1.2	55t	49	343	94.8
OPPONENTS	582	382	4,151	65.6	7.1	23	4.0	17	2.9	57	40	275	87.5

* RUSHING		NO.	YDS	AVG	LONG	TD			
N. Harris		263	1,043	4.0	36t	6			
J. Warren		120	511	4.3	22	1			
J. Fields		62	289	4.7	30	5			
R. Wilson		43	155	3.6	19	2			
C. Patterson		32	135	4.2	14	0			
J. Ward		5	22	4.4	7	0			
A. Shampklin		6	17	2.8	5	0			
G. Pickens		2	-6	-3.0	4	0			
TEAM		533	2,166	4.1	36t	14			
OPPONENTS		412	1,678	4.1	45t	14			
* RECEIVING		TAR	NO.	YDS	AVG	LONG	TD		
G. Pickens		103	59	900	15.3	44	3		
P. Freiermuth		78	65	653	10.0	30	7		
C. Austin III		58	36	548	15.2	55t	4		
N. Harris		48	36	283	7.9	32	0		
J. Warren		47	38	310	8.2	29	0		
V. Jefferson		40	24	276	11.5	43	2		
D. Washington		25	19	200	10.5	29	2		
C. Patterson		14	12	80	6.7	20	1		
M. Williams		13	9	132	14.7	32t	1		
M. Pruitt		10	6	40	6.7	18	1		
S. Miller		9	5	69	13.8	21	0		
C. Heyward		8	6	40	6.7	16t	1		
B. Skowronek		5	5	69	13.8	23	0		
B. Johnson		1	1	9	9.0	9	0		
J. Pierre		1	0	0	0.0	0	0		
TEAM		460	321	3,609	11.2	55t	21		
OPPONENTS		556	380	4,164	11.0	57	23		
* INTERCEPTIONS		NO.	YDS	AVG	LONG	TD			
D. Jackson		5	88	17.6	49	0			
B. Bishop Jr.		4	46	11.5	41	0			
M. Fitzpatrick		1	25	25.0	25	0			
J. Pierre		1	18	18.0	18	0			
J. Porter Jr.		1	16	16.0	16	0			
K. Benton		1	11	11.0	11	0			
D. Kazee		1	5	5.0	5	0			
D. Elliott		1	0	0.0	0	0			
C. Trice Jr.		1	0	0.0	0	0			
P. Wilson		1	0	0.0	0	0			
TEAM		17	209	12.3	49	0			
OPPONENTS		6	88	14.7	51t	2			
* FUMBLES		FUM	LST	FF	REC	TD			
R. Wilson		5	4	0	2	0			
P. Freiermuth		3	2	0	1	0			
C. Austin III		1	1	0	0	0			
J. Fields		6	1	0	3	0			
C. Patterson		1	1	0	0	0			
G. Pickens		1	1	0	0	0			
J. Warren		2	1	0	3	0			
Z. Frazier		1	0	0	0	0			
P. Smith		0	0	0	1	0			
C. Waitman		1	0	0	1	0			
P. Wilson		1	0	1	0	0			
TEAM		22	11	1	11	0			
OPPONENTS		32	16	0	8	0			
* PUNTING		NO.	YDS	AVG	NET	TB	IN	LG	B
C. Waitman		65	3,015	46.4	41.9	5	27	71	0
C. Johnston		2	103	51.5	37.5	0	1	58	0
C. Boswell		1	43	43.0	43.0	0	0	43	0
TEAM		68	3,161	46.5	41.8	5	28	71	0
OPPONENTS		65	3,130	48.2	40.3	9	24	74	1
* PUNT RETURNS		RET	FC	YDS	AVG	LONG	TD		
C. Austin III		28	15	289	10.3	73t	1		
TEAM		28	15	289	10.3	73t	1		
OPPONENTS		31	17	219	7.1	28	0		
* KICKOFF RETURNS		NO.	YDS	AVG	LONG	TD			
C. Patterson		11	240	21.8	33	0			
J. Warren		9	227	25.2	35	0			
A. Shampklin		4	101	25.3	32	0			
M. Fitzpatrick		1	7	7.0	7	0			
TEAM		25	575	23.0	35	0			
OPPONENTS		40	1,157	28.9	56	0			
* FIELD GOALS		1-19	20-29	30-39	40-49	50+			
C. Boswell		0/0	9/9	12/12	7/8	13/15			
TEAM		0/0	9/9	12/12	7/8	13/15			
OPPONENTS		0/0	7/7	10/13	6/8	3/7			

# ALPHABETICAL ROSTER

NO.	NAME	POS	HT	WT	DOB	EXP	COLLEGE	HOMETOWN	HOW ACQ
56	Abdullah, Yasir	LB	6-1	240	4/12/2000	3	Louisville	Miramar, Fla.	D5-23
36	Allen Jr., LeQuint	RB	6-0	201	8/5/2004	R	Syracuse	Millville, N.J.	D7-25
78	Anchrum, Tremayne	DL	6-2	314	6/24/1998	5	Clemson	Powder Springs, Ga.	FA-25
91	Armstead, Arik	DT	6-7	290	11/15/1993	11	Oregon	Elk Grove, Calif.	UFA (S.F.)-24
4	Bigsby, Tank	RB	5-11	215	8/30/2002	3	Auburn	LaGrange, Ga.	D3-23
49	Bowman, Shawn	TE	6-4	249	5/16/2000	1	Rutgers	Bear, Del.	UDFA-24
21	Braswell, Christian	CB	5-11	185	9/27/1999	2	Rutgers	Washington, D.C.	D6-23
15	Brayboy, Chandler	WR	6-1	199	8/20/2001	R	Elon	Pembroke, N.C.	UDFA-25
5	Brown, Dyami	WR	6-0	195	11/1/1999	5	North Carolina	Charlotte, N.C.	UFA (WAS)-25
30	Brown, Montaric	CB	6-0	190	8/24/1999	4	Arkansas	Ashdown, Ark.	D7-22
3	Campbell, Tyson	CB	6-1	195	3/17/2000	5	Georgia	Miramar, Fla.	D2-21
17	Camper, Cam	WR	6-3	197	8/21/2001	R	Boise State	Lancaster, Texas	UDFA-25
99	Carpenter, James	DL	6-2	288	5/31/2001	R	Indiana	Roanoke, Va.	UDFA-25
80	Cephus, Joshua	WR	6-2	193	3/5/2001	1	Texas at San Antonio	Spring, Texas	UDFA-24
76	Cleveland, Ezra	OL	6-6	312	5/8/1998	6	Boise State	Spanaway, Wash.	T (MIN)-23
59	Cole, Myles	DE	6-6	278	4/29/2000	2	Texas Tech	Shreveport, La.	D7-24
50	Combs, Branson	LB	6-3	228	7/14/2000	R	Wake Forest	Evansville, Ind.	UDFA-25
9	Cooke, Logan	P	6-5	230	7/28/1995	8	Mississippi State	Darburn, Miss.	D7b-18
43	Copenhaver, John	TE	6-3	240	7/4/2001	R	North Carolina	Roswell, Ga.	UDFA-25
96	Downs, Ethan	DL	6-4	263	10/13/2002	R	Oklahoma	Weatherford, Okla.	UDFA-25
55	Edoga, Chuma	OL	6-4	315	5/25/1997	7	Southern California	Atlanta, Ga.	UFA (DAL)-25
1	Etienne Jr., Travis	RB	5-10	215	1/26/1999	5	Clemson	Jennings, La.	D1-21
79	Fortner, Luke	OL	6-4	307	5/15/1998	4	Kentucky	Sylvania, Ohio	D3-22
62	Foster, Javon	OL	6-5	313	3/31/2000	2	Missouri	Detroit, Mich.	D4-24
57	Gardeck, Dennis	LB	6-0	232	8/9/1994	8	Sioux Falls	Lake in the Hills, Ill.	FA-25
95	Green II, B.J.	DL	6-1	270	7/3/2003	R	Colorado	Atlanta, Ga.	UDFA-25
73	Hainsey, Robert	OL	6-4	306	8/12/1998	5	Notre Dame	Pittsburgh, Pa.	UFA (TB)-25
52	Hamilton, DaVon	DT	6-4	335	2/1/1997	6	Ohio State	Pickerington, Ohio	D3-20
77	Harrison, Anton	OL	6-4	315	2/2/2002	3	Oklahoma	Washington, D.C.	D1-23
19	Henigan, Seth	QB	6-3	215	3/10/2003	R	Memphis	Denton, Texas	UDFA-25
47	Herbert, Patrick	TE	6-5	255	10/18/2000	R	Oregon	Eugene, Ore.	UDFA-25
41	Hines-Allen, Josh	DE	6-5	255	7/13/1997	7	Kentucky	Montclair, N.J.	D1-19
12	Hunter, Travis	WR/DB	6-1	185	5/18/2003	R	Colorado	Suwanee, Ga.	D1-25
83	Irwin, Trenton	WR	6-2	204	10/12/1995	5	Stanford	Valencia, Calif.	FA-25
38	Jackson, JaQuinden	RB	6-2	233	9/12/2001	R	Arkansas	Dallas, Texas	UDFA-25
98	Jefferson, Jordan	DT	6-2	316	9/24/2001	2	LSU	Navarre, Fla.	D4-24
26	Johnson, Antonio	S	6-2	198	10/29/2001	3	Texas A&M	East St. Louis, Ill.	D5-23
69	Johnson, Austin	DL	6-4	314	5/8/1994	10	Penn State	Galloway, N.J.	FA-25
74	Johnson, Fred	OL	6-7	326	6/5/1997	7	Florida	Royal Palm Beach, Fla.	UFA (PHI)-25
22	Jones, Jarrian	CB	5-11	190	5/8/2001	2	Florida State	Magee, Miss.	D3-24
54	Kiser, Jack	LB	6-2	231	9/10/2000	R	Notre Dame	Royal Center, Ind.	D4-25
93	Lacy, Tyler	DT	6-4	279	11/10/1999	3	Oklahoma State	Sachse, Texas	D4-23
25	Lane III, Rayuan	DB	5-11	197	7/21/2003	R	Navy	Jessup, Md.	D6-25
88	Lassiter, Darius	WR	6-2	205	8/10/2000	R	Brigham Young	Chandler, Ariz.	UDFA-25
16	Lawrence, Trevor	QB	6-6	220	10/6/1999	5	Clemson	Cartersville, Ga.	D1-21
66	Lee, Ricky	OL	6-6	305	11/16/1999	2	North Carolina A&T	Jacksonson, Fla.	FA-25
2	Lewis, Jourdan	CB	5-10	190	8/31/1995	9	Michigan	Detroit, Mich.	UFA (DAL)-25
39	Little, Cam	K	6-1	172	8/17/2003	2	Arkansas	Moore, Okla.	D6-24
72	Little, Walker	OL	6-7	325	4/1/1999	5	Stanford	Houston, Texas	D2-21
0	Lloyd, Devin	LB	6-3	235	9/30/1998	4	Utah	Chula Vista, Calif.	D1-22
84	Long, Hunter	TE	6-5	243	8/19/1998	5	Boston College	Exeter, N.H.	UFA (LAR)-25
46	Maticcik, Ross	LS	6-0	240	9/13/1996	6	Baylor	McKinney, Texas	FA-20
53	McLeod, Jalen	LB	6-1	236	6/5/2002	R	Auburn	Washington D.C.	D6-25
34	McPhearson, Zechariah	CB	5-11	191	3/21/1998	4	Texas Tech	Upper Marlboro, Md.	FA-24
65	Mekari, Patrick	OL	6-4	305	8/13/1997	7	California	Westlake Village, Calif.	UFA (BAL)-25
51	Miller, Ventrell	LB	6-0	232	1/15/1999	3	Florida	Lakeland, Fla.	D4-23
64	Milum, Wyatt	OL	6-6	317	12/27/2001	R	West Virginia	Kenova, W. Va.	D3-25
60	Monheim, Jonah	OL	6-5	310	6/7/2002	R	Southern California	Moorpark, Calif.	D7-25
45	Morris, Quintin	TE	6-2	243	1/21/1999	4	Bowling Green	Richmond, Texas	UFA (BUF)-25
67	Mostaert, Eli	DL	6-3	289	8/14/2000	R	North Dakota State	Lakeville, Minn.	UDFA-25
37	Muhammad, Jabbar	DB	5-10	185	12/28/2001	R	Oregon	DeSoto, Texas	UDFA-25
14	Mullens, Nick	QB	6-0	210	3/21/1995	7	Southern Mississippi	Hoover, Ala.	UFA (MIN)-25
48	Muma, Chad	LB	6-3	239	8/18/1999	4	Wyoming	Lone Tree, Colo.	D3-22
86	Mundt, Johnny	TE	6-4	243	11/23/1994	8	Oregon	Modesto, Calif.	UFA (MIN)-25
29	Murray, Eric	S	5-11	199	1/7/1994	10	Minnesota	Milwaukee, Wis.	UFA (HOU)-25
90	Ogbah, Emmanuel	DL	6-4	275	11/6/1993	10	Oklahoma State	Houston, Texas	UFA (MIA)-25
23	Oluokun, Foyesade	LB	6-2	230	8/2/1995	8	Yale	St. Louis, Mo.	UFA (ATL)-22
10	Pancof, Eli	WR	6-3	205	7/7/2000	R	Duke	Pendleton, Ind.	UDFA-25
24	Prince, De'Antre	CB	6-0	183	10/12/2000	2	Mississippi	Charleston, Miss.	D5-24
27	Ransaw, Caleb	DB	6-0	196	12/22/2002	R	Tulane	Harvest, Ala.	D3-25
97	Rose, Keivie	DL	6-3	314	12/14/2000	R	Arkansas	Henderson, Texas	UDFA-25
6	Savage, Darnell	S	5-11	198	7/30/1997	7	Maryland	Bear, Del.	UFA (GB)-24
32	Silmon-Craig, Cam'Ron	DB	5-10	185	10/30/2002	R	Colorado	Birmingham, Ala.	UDFA-25
13	Singer, Dorian	WR	6-0	181	10/16/2002	R	Utah	Saint Paul, Minn.	UDFA-25
35	Slaughter, Doneiko	DB	6-0	190	11/8/2001	R	Arkansas	Roswell, Ga.	UDFA-25
58	Smoot, Dawuane	DE	6-3	275	3/2/1995	9	Illinois	Groveport, Ohio	FA-25
85	Strange, Brenton	TE	6-4	253	12/27/2000	3	Penn State	Parkersburg, W.Va.	D2-23
92	Striggow, Danny	DL	6-5	255	7/24/2002	R	Minnesota	Long Lake, Minn.	UDFA-25
7	Thomas Jr., Brian	WR	6-2	209	10/8/2002	2	LSU	Walker, La.	D1-24
20	Thomas, Daniel	S	5-10	215	7/1/1998	6	Auburn	Montgomery, Ala.	D5a-20
81	Trammell, Austin	WR	5-10	185	7/4/1998	4	Rice	Spring, Texas	FA-24
33	Tuten, Bhayshul	RB	5-9	209	2/14/2003	R	Virginia Tech	Paulsboro, N.J.	D4-25
70	Van Lanen, Cole	OL	6-5	312	4/23/1998	5	Wisconsin	Green Bay, Wis.	T (G.B.)-22
44	Walker, Travon	DE	6-5	272	12/18/2000	4	Georgia	Thomaston, Ga.	D1-22
31	Wallace, Levi	DB	6-0	179	6/12/1995	8	Alabama	Tucson, Ariz.	FA-25
11	Washington, Parker	WR	5-10	204	3/21/2002	3	Penn State	Sugar Land, Texas	D6-23
42	Wingard, Andrew	S	6-0	200	12/5/1996	7	Wyoming	Arvada, Colo.	FA-19
18	Wolford, John	QB	6-1	218	10/16/1995	5	Wake Forest	Jacksonville, Fla.	FA-24
61	Wormley, Sal	OL	6-3	327	7/23/2001	R	Penn State	Newark, N.J.	UDFA-25

## Active/PUP (1)

94	Smith, Maason	DT	6-5	306	10/13/2002	2	LSU	Houma, La.	D2-24
----	---------------	----	-----	-----	------------	---	-----	------------	-------

## Reserved/PUP (1)

75	Hodges, Cooper	OL	6-4	305	7/13/2000	3	Appalachian State	Glen St. Mary, Fla.	D7-23
----	----------------	----	-----	-----	-----------	---	-------------------	---------------------	-------





# NUMERICAL ROSTER

NO.	NAME	POS	HT	WT	DOB	AGE	EXP	COLLEGE	HOMETOWN	HOW ACQ
0	Lloyd, Devin	LB	6-3	235	9/30/98	26	4	Utah	Chula Vista, Calif.	D1-22
1	Etienne Jr., Travis	RB	5-10	215	1/26/99	26	5	Clemson	Jennings, La.	D1-21
2	Lewis, Jourdan	CB	5-10	190	8/31/95	29	9	Michigan	Detroit, Mich.	UFA (DAL)-25
3	Campbell, Tyson	CB	6-1	195	3/17/00	25	5	Georgia	Miramar, Fla.	D2-21
4	Bigsby, Tank	RB	5-11	215	8/30/02	22	3	Auburn	LaGrange, Ga.	D3-23
5	Brown, Dyami	WR	6-0	195	11/1/99	25	5	North Carolina	Charlotte, N.C.	UFA (WAS)-25
6	Savage, Darnell	S	5-11	198	7/30/97	28	7	Maryland	Bear, Del.	UFA (GB)-24
7	Thomas Jr., Brian	WR	6-2	209	10/8/02	22	2	LSU	Walker, La.	D1-24
9	Cooke, Logan	P	6-5	230	7/28/95	30	8	Mississippi State	Darbun, Miss.	D7b-18
10	Panco, Eli	WR	6-3	205	7/7/00	25	R	Duke	Pendleton, Ind.	UDFA-25
11	Washington, Parker	WR	5-10	204	3/21/02	23	3	Penn State	Sugar Land, Texas	D6-23
12	Hunter, Travis	WR/DB	6-1	185	5/18/03	22	R	Colorado	Suwanee, Ga.	D1-25
13	Singer, Dorian	WR	6-0	181	10/16/02	22	R	Utah	Saint Paul, Minn.	UDFA-25
14	Mullens, Nick	QB	6-0	210	3/21/95	30	7	Southern Mississippi	Hoover, Ala.	UFA (MIN)-25
15	Brayboy, Chandler	WR	6-1	199	8/20/01	23	R	Elon	Pembroke, N.C.	UDFA-25
16	Lawrence, Trevor	QB	6-6	220	10/6/99	25	5	Clemson	Cartersville, Ga.	D1-21
17	Camper, Cam	WR	6-3	197	8/21/01	23	R	Boise State	Lancaster, Texas	UDFA-25
18	Wolford, John	QB	6-1	218	10/16/95	29	5	Wake Forest	Jacksonville, Fla.	FA-24
19	Henigan, Seth	QB	6-3	215	3/10/03	22	R	Memphis	Denton, Texas	UDFA-25
20	Thomas, Daniel	S	5-10	215	7/1/98	27	6	Auburn	Montgomery, Ala.	D5a-20
21	Braswell, Christian	CB	5-11	185	9/27/99	25	2	Rutgers	Washington, D.C.	D6-23
22	Jones, Jarrian	CB	5-11	190	5/8/01	24	2	Florida State	Magee, Miss.	D3-24
23	Oluokun, Foyesade	LB	6-2	230	8/2/95	30	8	Yale	St. Louis, Mo.	UFA (ATL)-22
24	Prince, De'Antre	CB	6-0	183	10/12/00	24	2	Mississippi	Charleston, Miss.	D5-24
25	Lane III, Rayuan	DB	5-11	197	7/21/03	22	R	Navy	Jessup, Md.	D6-25
26	Johnson, Antonio	S	6-2	198	10/29/01	23	3	Texas A&M	East St. Louis, Ill.	D5-23
27	Ransaw, Caleb	DB	6-0	196	12/22/02	22	R	Tulane	Harvest, Ala.	D3-25
29	Murray, Eric	S	5-11	199	1/7/94	31	10	Minnesota	Milwaukee, Wis.	UFA (HOU)-25
30	Brown, Montaric	CB	6-0	190	8/24/99	25	4	Arkansas	Ashdown, Ark.	D7-22
31	Wallace, Levi	DB	6-0	179	6/12/95	30	8	Alabama	Tucson, Ariz.	FA-25
32	Silmon-Craig, Cam'Ron	DB	5-10	185	10/30/02	22	R	Colorado	Birmingham, Ala.	UDFA-25
33	Tuten, Bhayshul	RB	5-9	209	2/14/03	22	R	Virginia Tech	Paulsboro, N.J.	D6-25
34	McPhearson, Zechariah	CB	5-11	191	3/21/98	27	4	Texas Tech	Upper Marlboro, Md.	FA-24
35	Slaughter, Doneiko	DB	6-0	190	11/8/01	23	R	Arkansas	Roswell, Ga.	UDFA-25
36	Allen Jr., LeQuint	RB	6-0	201	8/5/04	20	R	Syracuse	Millville, N.J.	D7-25
37	Muhammad, Jabbar	DB	5-10	185	12/28/01	23	R	Oregon	DeSoto, Texas	UDFA-25
38	Jackson, Ja'Quinden	RB	6-2	233	9/12/01	23	R	Arkansas	Dallas, Texas	UDFA-25
39	Little, Cam	K	6-1	172	8/17/03	21	2	Arkansas	Moore, Okla.	D6-24
41	Hines-Allen, Josh	DE	6-5	255	7/13/97	28	7	Kentucky	Montclair, N.J.	D1-19
42	Wingard, Andrew	S	6-0	200	12/5/96	28	7	Wyoming	Arvada, Colo.	FA-19
43	Copenhaver, John	TE	6-3	240	7/4/01	24	R	North Carolina	Roswell, Ga.	UDFA-25
44	Walker, Travon	DE	6-5	272	12/18/00	24	4	Georgia	Thomaston, Ga.	D1-22
45	Morris, Quintin	TE	6-2	243	1/21/99	26	4	Bowling Green	Richmond, Texas	UFA (BUF)-25
46	Matisck, Ross	LS	6-0	240	9/13/96	28	6	Baylor	McKinney, Texas	FA-20
47	Herbert, Patrick	TE	6-5	255	10/18/00	24	R	Oregon	Eugene, Ore.	UDFA-25
48	Muna, Chad	LB	6-3	239	8/18/99	25	4	Wyoming	Lone Tree, Colo.	D3-22
49	Bowman, Shawn	TE	6-4	249	5/16/00	25	1	Rutgers	Bear, Del.	UDFA-24
50	Combs, Branson	LB	6-3	228	7/14/00	25	R	Wake Forest	Evansville, Ind.	UDFA-25
51	Miller, Ventrell	LB	6-0	232	1/15/99	26	3	Florida	Lakeland, Fla.	D4-23
52	Hamilton, DaVon	DT	6-4	335	2/1/97	28	6	Ohio State	Pickerington, Ohio	D3-20
53	McLeod, Jalen	LB	6-1	236	6/5/02	23	R	Auburn	Washington D.C.	D6-25
54	Kiser, Jack	LB	6-2	231	9/10/00	24	R	Notre Dame	Royal Center, Ind.	D4-25
55	Edoga, Chuma	OL	6-4	315	5/25/97	28	7	Southern California	Atlanta, Ga.	UFA (DAL)-25
56	Abdullah, Yasir	LB	6-1	240	4/12/00	25	3	Louisville	Miramar, Fla.	D5-23
57	Gardeck, Dennis	LB	6-0	232	8/9/94	30	8	Sioux Falls	Lake in the Hills, Ill.	FA-25
58	Smoot, Dawuane	DE	6-3	275	3/2/95	30	9	Illinois	Groveport, Ohio	FA-25
59	Cole, Myles	DE	6-6	278	4/29/00	25	2	Texas Tech	Shreveport, La.	D7-24
60	Monheim, Jonah	OL	6-5	310	6/7/02	23	R	Southern California	Moorpark, Calif.	D7-25
61	Wormley, Sal	OL	6-3	327	7/23/01	24	R	Penn State	Newark, N.J.	UDFA-25
62	Foster, Javon	OL	6-5	313	3/31/00	25	2	Missouri	Detroit, Mich.	D4-24
64	Milum, Wyatt	OL	6-6	317	12/27/01	23	R	West Virginia	Kenova, W. Va.	D3-25
65	Mekari, Patrick	OL	6-4	305	8/13/97	27	7	California	Westlake Village, Calif.	UFA (BAL)-25
66	Lee, Ricky	OL	6-6	305	11/16/99	25	2	North Carolina A&T	Jacksonville, Fla.	FA-25
67	Mostaert, Eli	DL	6-3	289	8/14/00	24	R	North Dakota State	Lakeville, Minn.	UDFA-25
69	Johnson, Austin	DL	6-4	314	5/8/94	31	10	Penn State	Galloway, N.J.	FA-25
70	Van Lanen, Cole	OL	6-5	312	4/23/98	27	5	Wisconsin	Green Bay, Wis.	T (G.B.)-22
72	Little, Walker	OL	6-7	325	4/1/99	26	5	Stanford	Houston, Texas	D2-21
73	Hainsey, Robert	OL	6-4	306	8/12/98	26	5	Notre Dame	Pittsburgh, Pa.	UFA (TB)-25
74	Johnson, Fred	OL	6-7	326	6/5/97	28	7	Florida	Royal Palm Beach, Fla.	UFA (PHI)-25
76	Cleveland, Ezra	OL	6-6	312	5/8/98	27	6	Boise State	Spanaway, Wash.	T (MIN)-23
77	Harrison, Anton	OL	6-4	315	2/2/02	23	3	Oklahoma	Washington, D.C.	D1-23
78	Anchrum, Tremayne	OL	6-2	314	6/24/98	27	5	Clemson	Powder Springs, Ga.	FA-25
79	Fortner, Luke	OL	6-4	307	5/15/98	27	4	Kentucky	Sylvania, Ohio	D3-22
80	Cephus, Joshua	WR	6-2	193	3/5/01	24	1	Texas at San Antonio	Spring, Texas	UDFA-24
81	Trammell, Austin	WR	5-10	185	7/4/98	27	4	Rice	Spring, Texas	FA-24
83	Irwin, Trenton	WR	6-2	204	10/12/95	29	5	Stanford	Valencia, Calif.	FA-25
84	Long, Hunter	TE	6-5	243	8/19/98	26	5	Boston College	Exeter, N.H.	UFA (LAR)-25
85	Strange, Brenton	TE	6-4	253	12/27/00	24	3	Penn State	Parkersburg, W.Va.	D2-23
86	Mundt, Johnny	TE	6-4	243	11/23/94	30	8	Oregon	Modesto, Calif.	UFA (MIN)-25
88	Lassiter, Darius	WR	6-2	205	8/10/00	24	R	Brigham Young	Chandler, Ariz.	UDFA-25
90	Ogbah, Emmanuel	DL	6-4	275	11/6/93	31	10	Oklahoma State	Houston, Texas	UFA (MIA)-25
91	Armstead, Arik	DT	6-7	290	11/15/93	31	11	Oregon	Elk Grove, Calif.	UFA (S.F.)-24
92	Striggow, Danny	DL	6-5	255	7/24/02	23	R	Minnesota	Long Lake, Minn.	UDFA-25
93	Lacy, Tyler	DT	6-4	279	11/10/99	25	3	Oklahoma State	Sachse, Texas	D4-23
95	Green II, B.J.	DL	6-1	270	7/3/03	22	R	Colorado	Atlanta, Ga.	UDFA-25
96	Downs, Ethan	DL	6-4	263	10/13/02	22	R	Oklahoma	Weatherford, Okla.	UDFA-25
97	Rose, Keivie	DL	6-3	314	12/14/00	24	R	Arkansas	Henderson, Texas	UDFA-25
98	Jefferson, Jordan	DT	6-2	316	9/24/01	23	2	LSU	Navarre, Fla.	D4-24
99	Carpenter, James	DL	6-2	288	5/31/01	24	R	Indiana	Roanoke, Va.	UDFA-25

## Active/PUP (1)

94	Smith, Maason	DT	6-5	306	10/13/02	22	2	LSU	Houma, La.	D2-24
----	---------------	----	-----	-----	----------	----	---	-----	------------	-------

## Reserved/PUP (1)

75	Hodges, Cooper	OL	6-4	305	7/13/00	25	3	Appalachian State	Glen St. Mary, Fla.	D7-23
----	----------------	----	-----	-----	---------	----	---	-------------------	---------------------	-------



# DEPTH CHART

(As of August 4, 2025)

## OFFENSE

WR	12 <u>Travis Hunter</u>	11 <u>Parker Washington</u>	81 <u>Austin Trammell</u>	15 <u>Chandler Brayboy</u>
LT	72 <u>Walker Little</u>	74 <u>Fred Johnson</u>		
LG	76 <u>Ezra Cleveland</u>	64 <u>Wyatt Milum</u>	62 <u>Javon Foster</u>	
C	73 <u>Robert Hainsey</u>	79 <u>Luke Fortner</u>	60 <u>Jonah Monheim</u>	
RG	65 <u>Patrick Mekari</u> -or-	55 <u>Chuma Edoga</u>	61 <u>Sal Wormley</u>	
RT	77 <u>Anton Harrison</u>	70 <u>Cole Van Lanen</u>		
TE	85 <u>Brenton Strange</u>	45 <u>Quintin Morris</u>	49 <u>Shawn Bowman</u>	43 <u>John Copenhaver</u>
TE	86 <u>Johnny Mundt</u> -or-	84 <u>Hunter Long</u>	47 <u>Patrick Herbert</u>	
QB	16 <u>Trevor Lawrence</u>	14 <u>Nick Mullens</u>	18 <u>John Wolford</u>	19 <u>Seth Henigan</u>
RB	1 <u>Travis Etienne Jr.</u> -or-	4 <u>Tank Bigsby</u>	33 <u>Bhayshul Tuten</u>	36 <u>LeQuint Allen Jr.</u> 38 <u>Ja'Quinden Jackson</u>
WR	7 <u>Brian Thomas Jr.</u>	80 <u>Joshua Cephus</u>	13 <u>Dorian Singer</u>	17 <u>Cam Camper</u>
WR	5 <u>Dyami Brown</u>	83 <u>Trenton Irwin</u>	10 <u>Eli Pancol</u>	88 <u>Darius Lassiter</u>

## DEFENSE

NT	52 <u>DaVon Hamilton</u>	98 <u>Jordan Jefferson</u>	99 <u>James Carpenter</u>		
DT	91 <u>Arik Armstead</u>	94 <u>Maason Smith</u>	93 <u>Tyler Lacy</u>	97 <u>Keivie Rose</u>	67 <u>Eli Mostaert</u>
DE	41 <u>Josh Hines-Allen</u>	58 <u>Dawuane Smoot</u>	92 <u>Danny Striggow</u>		
DE	44 <u>Travon Walker</u>	90 <u>Emmanuel Ogbah</u>	59 <u>Myles Cole</u>	95 <u>B.J. Green II</u>	96 <u>Ethan Downs</u>
LB	23 <u>Foyesade Oluokun</u>	48 <u>Chad Muma</u> -or-	54 <u>Jack Kiser</u>		
LB	0 <u>Devin Lloyd</u>	51 <u>Ventrell Miller</u>	50 <u>Branson Combs</u>		
LB	56 <u>Yasir Abdullah</u> -or-	57 <u>Dennis Gardeck</u>	53 <u>Jalen McLeod</u>		
CB	3 <u>Tyson Campbell</u>	22 <u>Jarrian Jones</u> -or-	12 <u>Travis Hunter</u>	21 <u>Christian Braswell</u>	34 <u>Zechariah McPhearson</u>
CB	2 <u>Jourdan Lewis</u>	30 <u>Montaric Brown</u>	31 <u>Levi Wallace</u>	24 <u>De'Antre Prince</u>	37 <u>Jabbar Muhammad</u>
					35 <u>Doneiko Slaughter</u>
S	29 <u>Eric Murray</u> -or-	6 <u>Darnell Savage</u>	20 <u>Daniel Thomas</u>	25 <u>Rayuan Lane III</u>	
S	42 <u>Andrew Wingard</u> -or-	26 <u>Antonio Johnson</u>	27 <u>Caleb Ransaw</u>	32 <u>Cam'Ron Silmon-Craig</u>	

## SPECIALISTS

K	39 <u>Cam Little</u>	
H	9 <u>Logan Cooke</u>	
LS	46 <u>Ross Matiscik</u>	
P	9 <u>Logan Cooke</u>	
PR	11 <u>Parker Washington</u>	
KR	11 <u>Parker Washington</u>	4 <u>Tank Bigsby</u>

## PRONUNCIATION GUIDE

Yasir Abdullah	YA-seer	Wyatt Milum	MY-lum
LeQuint Allen Jr.	luh-KWINT	Chad Muma	MOO-ma
Dyami Brown	dee-AH-mee	Foyesade Oluokun	foy-eh-sha-day oh-LOU-a-kin
Joshua Cephus	SEE-fuss	Eli Pancol	pan-COLE
John Copenhaver	COPEN-hay-ver	Keivie Rose	KEE-vee
Chuma Edoga	chu-MA ee-doe-GAH	Cam'Ron Silmon-Craig	cam-RON SILL-mon
Travis Etienne Jr.	ETN	Dawuane Smoot	duh-WAHN
Javon Foster	juh-von	Danny Striggow	STRIG-oh
DaVon Hamilton	DUH-von	Austin Trammell	TRAM-uhl
Jarrian Jones	JAR-ee-in	Bhayshul Tuten	BAY-shal TOOT-en
Rayuan Lane III	ray-ON	Travon Walker	TRAY-von
Ross Matiscik	MATTA-sick	Andrew Wingard	WING-urd
Jalen McLeod	mc-CLOUD	John Wolford	WOHL-ferd
Patrick Mekari	muh-CARE-ee		





# POSITIONAL ROSTER

NO.	NAME	POS.	HT.	WT.	AGE	EXP.	COLLEGE	HOMETOWN	HOW ACQ.
QUARTERBACKS (4)									
14	Mullens, Nick	QB	6-0	210	30	7	Southern Mississippi	Hoover, Ala.	UFA (MIN)-'25
16	Lawrence, Trevor	QB	6-6	220	25	5	Clemson	Cartersville, Ga.	D1-'21
18	Wolford, John	QB	6-1	218	29	5	Wake Forest	Jacksonville, Fla.	FA-'24
19	Henigan, Seth	QB	6-3	215	22	R	Memphis	Denton, Texas	UDFA-'25
RUNNING BACKS (5)									
1	Etienne Jr., Travis	RB	5-10	215	26	5	Clemson	Jennings, La.	D1-'21
4	Bigsby, Tank	RB	5-11	215	22	3	Auburn	LaGrange, Ga.	D3-'23
33	Tuten, Bhayshul	RB	5-9	209	22	R	Virginia Tech	Paulsboro, N.J.	D4-'25
36	Allen Jr., LeQuint	RB	6-0	201	20	R	Syracuse	Millville, N.J.	D7-'25
38	Jackson, Ja'Quinden	RB	6-2	233	23	R	Arkansas	Dallas, Texas	UDFA-'25
WIDE RECEIVERS (12)									
5	Brown, Dyami	WR	6-0	195	25	5	North Carolina	Charlotte, N.C.	UFA (WAS)-'25
7	Thomas Jr., Brian	WR	6-2	209	22	2	LSU	Walker, La.	D1-'24
10	Panco, Eli	WR	6-3	205	25	R	Duke	Pendleton, Ind.	UDFA-'25
11	Washington, Parker	WR	5-10	204	23	3	Penn State	Sugar Land, Texas	D6-'23
12	Hunter, Travis	WR/DB	6-1	185	22	R	Colorado	Suwanee, Ga.	D1-'25
13	Singer, Dorian	WR	6-0	181	22	R	Utah	Saint Paul, Minn.	UDFA-'25
15	Brayboy, Chandler	WR	6-1	199	23	R	Elon	Pembroke, N.C.	UDFA-'25
17	Camper, Cam	WR	6-3	197	23	R	Boise State	Lancaster, Texas	UDFA-'25
80	Cephus, Joshua	WR	6-2	193	24	1	Texas at San Antonio	Spring, Texas	UDFA-'24
81	Trammell, Austin	WR	5-10	185	27	4	Rice	Spring, Texas	FA-'24
83	Irwin, Trenton	WR	6-2	204	29	5	Stanford	Valencia, Calif.	FA-'25
88	Lassiter, Darius	WR	6-2	205	24	R	Brigham Young	Chandler, Ariz.	UDFA-'25
TIGHT ENDS (7)									
43	Copenhaver, John	TE	6-3	240	24	R	North Carolina	Roswell, Ga.	UDFA-'25
45	Morris, Quintin	TE	6-2	243	26	4	Bowling Green	Richmond, Texas	UFA (BUF)-'25
47	Herbert, Patrick	TE	6-5	255	24	R	Oregon	Eugene, Ore.	UDFA-'25
49	Bowman, Shawn	TE	6-4	249	25	1	Rutgers	Bear, Del.	UDFA-'24
84	Long, Hunter	TE	6-5	243	26	5	Boston College	Exeter, N.H.	UFA (LAR)-'25
85	Strange, Brenton	TE	6-4	253	24	3	Penn State	Parkersburg, W.Va.	D2-'23
86	Mundt, Johnny	TE	6-4	243	30	8	Oregon	Modesto, Calif.	UFA (MIN)-'25
OFFENSIVE LINE (15)									
55	Edoga, Chuma	OL	6-4	315	28	7	Southern California	Atlanta, Ga.	UFA (DAL)-'25
60	Monheim, Jonah	OL	6-5	310	23	R	Southern California	Moorpark, Calif.	D7-'25
61	Wormley, Sal	OL	6-3	327	24	R	Penn State	Newark, N.J.	UDFA-'25
62	Foster, Javon	OL	6-5	313	25	2	Missouri	Detroit, Mich.	D4-'24
64	Milum, Wyatt	OL	6-6	317	23	R	West Virginia	Kenova, W. Va.	D3-'25
65	Mekari, Patrick	OL	6-4	305	27	7	California	Westlake Village, Calif.	UFA (BAL)-'25
66	Lee, Ricky	OL	6-6	305	25	2	North Carolina A&T	Jacksonville, Fla.	FA-'25
70	Van Lanen, Cole	OL	6-5	312	27	5	Wisconsin	Green Bay, Wis.	T (G.B.)-'22
72	Little, Walker	OL	6-7	325	26	5	Stanford	Houston, Texas	D2-'21
73	Hainsey, Robert	OL	6-4	306	26	5	Notre Dame	Pittsburgh, Pa.	UFA (TB)-'25
74	Johnson, Fred	OL	6-7	326	28	7	Florida	Royal Palm Beach, Fla.	UFA (PHI)-'25
76	Cleveland, Ezra	OL	6-6	312	27	6	Boise State	Spanaway, Wash.	T (MIN)-'23
77	Harrison, Anton	OL	6-4	315	23	3	Oklahoma	Washington, D.C.	D1-'23
78	Anchrum, Tremayne	OL	6-2	314	27	5	Clemson	Powder Springs, Ga.	FA-'25
79	Fortner, Luke	OL	6-4	307	27	4	Kentucky	Sylvania, Ohio	D3-'22
LINEBACKERS (9)									
0	Lloyd, Devin	LB	6-3	235	26	4	Utah	Chula Vista, Calif.	D1-'22
23	Oluokun, Foyesade	LB	6-2	230	30	8	Yale	St. Louis, Mo.	UFA (ATL)-'22
48	Muma, Chad	LB	6-3	239	25	4	Wyoming	Lone Tree, Colo.	D3-'22
50	Combs, Branson	LB	6-3	228	25	R	Wake Forest	Evansville, Ind.	UDFA-'25



# POSITIONAL ROSTER

51	Miller, Ventrell	LB	6-0	232	26	3	Florida	Lakeland, Fla.	D4-'23
53	McLeod, Jalen	LB	6-1	236	23	R	Auburn	Washington D.C.	D6-'25
54	Kiser, Jack	LB	6-2	231	24	R	Notre Dame	Royal Center, Ind.	D4-'25
56	Abdullah, Yasir	LB	6-1	240	25	3	Louisville	Miramar, Fla.	D5-'23
57	Gardeck, Dennis	LB	6-0	232	30	8	Sioux Falls	Lake in the Hills, Ill.	FA-'25
DEFENSIVE BACKS (18)									
2	Lewis, Jourdan	CB	5-10	190	29	9	Michigan	Detroit, Mich.	UFA (DAL)-'25
3	Campbell, Tyson	CB	6-1	195	25	5	Georgia	Miramar, Fla.	D2-'21
6	Savage, Darnell	S	5-11	198	28	7	Maryland	Bear, Del.	UFA (GB)-'24
20	Thomas, Daniel	S	5-10	215	27	6	Auburn	Montgomery, Ala.	D5a-'20
21	Braswell, Christian	CB	5-11	185	25	2	Rutgers	Washington, D.C.	D6-'23
22	Jones, Jarrian	CB	5-11	190	24	2	Florida State	Magee, Miss.	D3-'24
24	Prince, De'Antre	CB	6-0	183	24	2	Mississippi	Charleston, Miss.	D5-'24
25	Lane III, Rayuan	DB	5-11	197	22	R	Navy	Jessup, Md.	D6-'25
26	Johnson, Antonio	S	6-2	198	23	3	Texas A&M	East St. Louis, Ill.	D5-'23
27	Ransaw, Caleb	DB	6-0	196	22	R	Tulane	Harvest, Ala.	D3-'25
29	Murray, Eric	S	5-11	199	31	10	Minnesota	Milwaukee, Wis.	UFA (HOU)-'25
30	Brown, Montaric	CB	6-0	190	25	4	Arkansas	Ashdown, Ark.	D7-'22
31	Wallace, Levi	DB	6-0	179	30	8	Alabama	Tucson, Ariz.	FA-'25
32	Silmon-Craig, Cam'Ron	DB	5-10	185	22	R	Colorado	Birmingham, Ala.	UDFA-'25
34	McPhearson, Zechariah	CB	5-11	191	27	4	Texas Tech	Upper Marlboro, Md.	FA-'24
35	Slaughter, Doneiko	DB	6-0	190	23	R	Arkansas	Roswell, Ga.	UDFA-'25
37	Muhammad, Jabbar	DB	5-10	185	23	R	Oregon	DeSoto, Texas	UDFA-'25
42	Wingard, Andrew	S	6-0	200	28	7	Wyoming	Arvada, Colo.	FA-'19
DEFENSIVE LINE (16)									
41	Hines-Allen, Josh	DE	6-5	255	28	7	Kentucky	Montclair, N.J.	D1-'19
44	Walker, Travon	DE	6-5	272	24	4	Georgia	Thomaston, Ga.	D1-'22
52	Hamilton, DaVon	DT	6-4	335	28	6	Ohio State	Pickerington, Ohio	D3-'20
58	Smoot, Dawuane	DE	6-3	275	30	9	Illinois	Groveport, Ohio	FA-'25
59	Cole, Myles	DE	6-6	278	25	2	Texas Tech	Shreveport, La.	D7-'24
67	Mostaert, Eli	DL	6-3	289	24	R	North Dakota State	Lakeville, Minn.	UDFA-'25
69	Johnson, Austin	DL	6-4	314	31	10	Penn State	Galloway, N.J.	FA-'25
90	Ogbah, Emmanuel	DL	6-4	275	31	10	Oklahoma State	Houston, Texas	UFA (MIA)-'25
91	Armstead, Arik	DT	6-7	290	31	11	Oregon	Elk Grove, Calif.	UFA (S.F.)-'24
92	Striggow, Danny	DL	6-5	255	23	R	Minnesota	Long Lake, Minn.	UDFA-'25
93	Lacy, Tyler	DT	6-4	279	25	3	Oklahoma State	Sachse, Texas	D4-'23
95	Green II, B.J.	DL	6-1	270	22	R	Colorado	Atlanta, Ga.	UDFA-'25
96	Downs, Ethan	DL	6-4	263	22	R	Oklahoma	Weatherford, Okla.	UDFA-'25
97	Rose, Keivie	DL	6-3	314	24	R	Arkansas	Henderson, Texas	UDFA-'25
98	Jefferson, Jordan	DT	6-2	316	23	2	LSU	Navarre, Fla.	D4-'24
99	Carpenter, James	DL	6-2	288	24	R	Indiana	Roanoke, Va.	UDFA-'25
SPECIALISTS (3)									
9	Cooke, Logan	P	6-5	230	30	8	Mississippi State	Darbin, Miss.	D7b-'18
39	Little, Cam	K	6-1	172	21	2	Arkansas	Moore, Okla.	D6-'24
46	Maticisk, Ross	LS	6-0	240	28	6	Baylor	McKinney, Texas	FA-'20





# HOW BUILT

YEAR	DRAFTEES (38)	FREE AGENTS (25)	COLLEGE FREE AGENTS (24)	TRADES/WAIVERS (2)	PRACTICE SQUAD (0)	SUP. DRAFT (0)
2018	P Logan Cooke (7)					
2019	DE Josh Hines-Allen (1)		S Andrew Wingard (FA-'19)			
2020	DT DaVon Hamilton (3) S Daniel Thomas (5)		LS Ross Maticcik (FA-'20)			
2021	RB Travis Etienne Jr. (1) QB Trevor Lawrence (1) CB Tyson Campbell (2) OL Walker Little (2)					
2022	DE Travon Walker (1) LB Devin Lloyd (1b) OL Luke Fortner (3) LB Chad Muma (3) CB Montaric Brown (7)	LB Foyesade Oluokun (UFA ATL -'22)		OL Cole Van Lanen (T G.B. -'22)		
2023	OL Anton Harrison (1) TE Brenton Strange (2) RB Tank Bigsby (3) DT Tyler Lacy (4) LB Ventrell Miller (4) LB Yasir Abdullah (5) S Antonio Johnson (5) CB Christian Braswell (6) WR Parker Washington (6)			OL Ezra Cleveland (T MIN -'23)		
2024	WR Brian Thomas Jr. (1) CB Jarrian Jones (3) OL Javon Foster (4) DT Jordan Jefferson (4) CB De'Antre Prince (5) K Cam Little (6) DE Myles Cole (7)	DT Arik Armstead (UFA S.F. -'24) CB Zechariah McPhearson (FA-'24) S Darnell Savage (UFA GB -'24) WR Austin Trammell (FA-'24) QB John Wolford (FA-'24)	TE Shawn Bowman (UDFA-'24) WR Joshua Cephus (UDFA-'24)			
2025	WR/DB Travis Hunter (1) OL Wyatt Milum (1b) DB Caleb Ransaw (3a) RB Bhayshul Tuten (4a) LB Jack Kiser (4b) LB Jalen McLeod (6a) DB Rayuan Lane III (6b) OL Jonah Monheim (7a) RB LeQuint Allen Jr. (7b)	OL Tremayne Anchrum (FA-'25) WR Dyami Brown (UFA WAS -'25) OL Chuma Edoga (UFA DAL -'25) LB Dennis Gardeck (FA-'25) OL Robert Hainsey (UFA TB -'25) WR Trenton Irwin (FA-'25) DL Austin Johnson (FA-'25) OL Fred Johnson (UFA PHI -'25) OL Ricky Lee (FA-'25) CB Jourdan Lewis (UFA DAL -'25) TE Hunter Long (UFA LAR -'25) OL Patrick Mekari (UFA BAL -'25) TE Quintin Morris (UFA BUF -'25) QB Nick Mullens (UFA MIN -'25) TE Johnny Mundt (UFA MIN -'25) S Eric Murray (UFA HOU -'25) DL Emmanuel Ogbah (UFA MIA -'25) DE Dawuane Smoot (FA-'25) DB Levi Wallace (FA-'25)	WR Chandler Brayboy (UDFA-'25) WR Cam Camper (UDFA-'25) DL James Carpenter (UDFA-'25) LB Branson Combs (UDFA-'25) TE John Copenhaver (UDFA-'25) DL Ethan Downs (UDFA-'25) DL B.J. Green II (UDFA-'25) QB Seth Henigan (UDFA-'25) TE Patrick Herbert (UDFA-'25) RB Ja'Quinden Jackson (UDFA-'25) WR Darius Lassiter (UDFA-'25) DL Eli Mostaert (UDFA-'25) DB Jabbar Muhammad (UDFA-'25) WR Eli Pancol (UDFA-'25) DL Keivie Rose (UDFA-'25) DB Cam'Ron Silmon-Craig (UDFA-'25) WR Dorian Singer (UDFA-'25) DB Doneiko Slaughter (UDFA-'25) DL Danny Striggow (UDFA-'25) OL Sal Wormley (UDFA-'25)			



# 2024 GAME-BY-GAME STARTERS

2024 REGULAR SEASON													
OFFENSE													
DATE	OPPONENT	WR	WR	LT	LG	C	RG	RT	TE	TE	QB	RB	WR
9/8	at Miami	Gabe Davis	Christian Kirk	Cam Robinson	Ezra Cleveland	Mitch Morse	Brandon Scherff	Anton Harrison	Luke Farrell	Evan Engram	Trevor Lawrence	Travis Etienne Jr.	--
9/15	Cleveland	Gabe Davis	Christian Kirk	Cam Robinson	Ezra Cleveland	Mitch Morse	Brandon Scherff	Anton Harrison	--	Brenton Strange	Trevor Lawrence	Travis Etienne Jr.	Brian Thomas Jr.
9/23	at Buffalo	Gabe Davis	Christian Kirk	Cam Robinson	Ezra Cleveland	Mitch Morse	Brandon Scherff	Anton Harrison	--	Brenton Strange	Trevor Lawrence	Travis Etienne Jr.	Brian Thomas Jr.
9/29	at Houston	Gabe Davis	Christian Kirk	Cam Robinson	Ezra Cleveland	Mitch Morse	Brandon Scherff	Anton Harrison	--	Brenton Strange	Trevor Lawrence	Travis Etienne Jr.	Brian Thomas Jr.
10/6	Indianapolis	Gabe Davis	Christian Kirk	Cam Robinson	Ezra Cleveland	Mitch Morse	Brandon Scherff	Anton Harrison	--	Brenton Strange	Trevor Lawrence	Travis Etienne Jr.	Brian Thomas Jr.
10/13	at Chicago	Gabe Davis	Christian Kirk	Cam Robinson	Ezra Cleveland	Mitch Morse	Brandon Scherff	Anton Harrison	--	Evan Engram	Trevor Lawrence	Travis Etienne Jr.	Brian Thomas Jr.
10/20	New England	Gabe Davis	--	Cam Robinson	Ezra Cleveland	Mitch Morse	Brandon Scherff	Anton Harrison	Luke Farrell	Evan Engram	Trevor Lawrence	D'Ernest Johnson	Brian Thomas Jr.
10/27	Green Bay	--	Christian Kirk	Walker Little	Ezra Cleveland	Mitch Morse	Brandon Scherff	Anton Harrison	Luke Farrell	Evan Engram	Trevor Lawrence	Tank Bigsby	Brian Thomas Jr.
11/3	at Philadelphia	--	Parker Washington	Walker Little	Cooper Hodges	Mitch Morse	Brandon Scherff	Anton Harrison	Luke Farrell	Evan Engram	Trevor Lawrence	Travis Etienne Jr.	Brian Thomas Jr.
11/10	Minnesota	Gabe Davis	--	Walker Little	Blake Hance	Mitch Morse	Brandon Scherff	Anton Harrison	Brenton Strange	Evan Engram	Mac Jones	Travis Etienne Jr.	Brian Thomas Jr.
11/17	at Detroit	Gabe Davis	--	Walker Little	Ezra Cleveland	Mitch Morse	Brandon Scherff	Anton Harrison	Brenton Strange	Evan Engram	Mac Jones	Travis Etienne Jr.	Brian Thomas Jr.
12/1	Houston	--	Parker Washington	Walker Little	Ezra Cleveland	Mitch Morse	Brandon Scherff	Anton Harrison	Luke Farrell	Evan Engram	Trevor Lawrence	Travis Etienne Jr.	Brian Thomas Jr.
12/8	at Tennessee	Devin Duvernay	Parker Washington	Walker Little	Ezra Cleveland	Mitch Morse	Brandon Scherff	Cole Van Lanen	--	Evan Engram	Mac Jones	Travis Etienne Jr.	Brian Thomas Jr.
12/15	N.Y. Jets	--	Parker Washington	Walker Little	Ezra Cleveland	Mitch Morse	Brandon Scherff	Anton Harrison	Luke Farrell	Brenton Strange	Mac Jones	Travis Etienne Jr.	Brian Thomas Jr.
12/22	at Las Vegas	--	Parker Washington	Walker Little	Ezra Cleveland	Mitch Morse	Brandon Scherff	Anton Harrison	Luke Farrell	Brenton Strange	Mac Jones	Travis Etienne Jr.	Brian Thomas Jr.
12/29	Tennessee	Josh Reynolds	Parker Washington	Cole Van Lanen	Ezra Cleveland	Mitch Morse	Brandon Scherff	Anton Harrison	--	Brenton Strange	Mac Jones	Travis Etienne Jr.	Brian Thomas Jr.
1/5	at Indianapolis	Josh Reynolds	Parker Washington	Cole Van Lanen	Ezra Cleveland	Mitch Morse	Brandon Scherff	Anton Harrison	Luke Farrell	Brenton Strange	Mac Jones	Travis Etienne Jr.	Brian Thomas Jr.

2024 REGULAR SEASON													
DEFENSE													
DATE	OPPONENT	DT	DT	DE	DE	LB	LB	CB	CB	S	S	S	LB
9/8	at Miami	DaVon Hamilton	Roy Robertson-Harris	Josh Hines-Allen	Travon Walker	Foyesade Oluokun	Devin Lloyd	Ronald Darby	Tyson Campbell	Antonio Johnson	Andre Cisco	Darnell Savage	--
9/15	Cleveland	Jeremiah Ledbetter	Roy Robertson-Harris	Josh Hines-Allen	Travon Walker	Foyesade Oluokun	Devin Lloyd	Ronald Darby	Montaric Brown	Antonio Johnson	Andre Cisco	--	Yasir Abdullah
9/23	at Buffalo	Jeremiah Ledbetter	Tyler Lacy	Josh Hines-Allen	Travon Walker	Foyesade Oluokun	Devin Lloyd	Ronald Darby	Montaric Brown	Antonio Johnson	Andre Cisco	--	Yasir Abdullah
9/29	at Houston	Jeremiah Ledbetter	Tyler Lacy	Josh Hines-Allen	Travon Walker	Ventrell Miller	Chad Muma	Ronald Darby	Montaric Brown	Antonio Johnson	Andre Cisco	--	Yasir Abdullah
10/6	Indianapolis	DaVon Hamilton	Ezezi Otomewo	Josh Hines-Allen	Travon Walker	Ventrell Miller	Devin Lloyd	Ronald Darby	Montaric Brown	Antonio Johnson	Andre Cisco	Darnell Savage	--
10/13	at Chicago	DaVon Hamilton	Ezezi Otomewo	Josh Hines-Allen	Travon Walker	Ventrell Miller	Devin Lloyd	Ronald Darby	Montaric Brown	Antonio Johnson	Andre Cisco	Darnell Savage	--
10/20	New England	DaVon Hamilton	Tyler Lacy	Josh Hines-Allen	Travon Walker	Ventrell Miller	Devin Lloyd	Ronald Darby	Tyson Campbell	--	Andre Cisco	Darnell Savage	Chad Muma
10/27	Green Bay	DaVon Hamilton	Tyler Lacy	Josh Hines-Allen	Travon Walker	Foyesade Oluokun	Devin Lloyd	Ronald Darby	Tyson Campbell	--	Andre Cisco	Darnell Savage	--
11/3	at Philadelphia	DaVon Hamilton	Tyler Lacy	Josh Hines-Allen	Travon Walker	Foyesade Oluokun	Devin Lloyd	Ronald Darby	Tyson Campbell	--	Andre Cisco	Darnell Savage	Ventrell Miller
11/10	Minnesota	DaVon Hamilton	Tyler Lacy	Josh Hines-Allen	Travon Walker	Foyesade Oluokun	Devin Lloyd	Ronald Darby	Tyson Campbell	--	Andre Cisco	Darnell Savage	Ventrell Miller
11/17	at Detroit	DaVon Hamilton	Tyler Lacy	Josh Hines-Allen	Travon Walker	Foyesade Oluokun	Devin Lloyd	Ronald Darby	Tyson Campbell	--	Andre Cisco	Darnell Savage	Ventrell Miller
12/1	Houston	DaVon Hamilton	Tyler Lacy	Josh Hines-Allen	Travon Walker	Foyesade Oluokun	Devin Lloyd	Ronald Darby	Tyson Campbell	--	Andre Cisco	Darnell Savage	--
12/8	at Tennessee	DaVon Hamilton	<u>Maason Smith</u>	Josh Hines-Allen	Travon Walker	Foyesade Oluokun	Devin Lloyd	Montaric Brown	Tyson Campbell	--	Antonio Johnson	Darnell Savage	Ventrell Miller
12/15	N.Y. Jets	DaVon Hamilton	<u>Maason Smith</u>	Josh Hines-Allen	Travon Walker	Foyesade Oluokun	Devin Lloyd	Montaric Brown	Tyson Campbell	--	Antonio Johnson	Darnell Savage	--
12/22	at Las Vegas	DaVon Hamilton	<u>Maason Smith</u>	Josh Hines-Allen	Travon Walker	Foyesade Oluokun	Devin Lloyd	Montaric Brown	Tyson Campbell	--	Andre Cisco	Darnell Savage	Ventrell Miller
12/29	Tennessee	DaVon Hamilton	<u>Maason Smith</u>	Josh Hines-Allen	Travon Walker	Foyesade Oluokun	Devin Lloyd	Montaric Brown	Tyson Campbell	--	Andre Cisco	Andrew Wingard	Chad Muma
1/5	at Indianapolis	DaVon Hamilton	<u>Maason Smith</u>	Arik Armstead	Travon Walker	Foyesade Oluokun	Devin Lloyd	Montaric Brown	Tyson Campbell	--	Andrew Wingard	Darnell Savage	--

Rookies underlined.





# 2024 WEEK-BY-WEEK LEADERS

		SCORING		RUSHING YARDS		RECEPTIONS		RECEIVING YARDS		TACKLES		SOLO TACKLES		SACKS		INTERCEPTIONS		FORCED FUMBLES		RECOVERED FUMBLES		PASSING YARDS		CARRIES	
DATE	OPPONENT	PLAYER	NO.	PLAYER	NO.	PLAYER	NO.	PLAYER	NO.	PLAYER	NO.	PLAYER	NO.	PLAYER	NO.	PLAYER	NO.	PLAYER	NO.	PLAYER	NO.	PLAYER	NO.	PLAYER	NO.
09/08	at Dolphins	T. Etienne Jr. B. Thomas Jr.	6	T. Bigsby	73	B. Thomas Jr.	4	G. Davis	62	F. Oluokun	11	F. Oluokun	9	T. Walker	2.0	--	--	--	--	--	--	T. Lawrence	162	T. Etienne Jr.	12
09/15	Browns	C. Little	7	T. Etienne Jr.	52	G. Davis T. Etienne Jr. B. Strange	3	B. Thomas Jr.	94	M. Brown	11	M. Brown	11	F. Oluokun J. Hines-Allen	1.0	--	D. Lloyd	1	--	--	--	T. Lawrence	220	T. Etienne Jr.	13
09/23	at Bills	B. Strange	6	T. Etienne Jr.	68	C. Kirk	8	C. Kirk	79	M. Brown C. Muma	7	A. Johnson	5	--	--	--	--	--	--	--	--	T. Lawrence	178	T. Etienne Jr.	11
09/29	at Texans	C. Little	8	T. Bigsby	90	C. Kirk	7	B. Thomas Jr.	86	V. Miller	10	V. Miller	7	R. Robertson- Harris J. Ledbetter	1.0	--	--	--	--	--	--	T. Lawrence	169	T. Etienne Jr.	11
10/06	Colts	C. Little	13	T. Bigsby	101	T. Etienne Jr.	6	B. Thomas Jr.	122	A. Johnson	11	A. Johnson	8	T. Walker	3.0	--	T. Walker	1	J. Hines-Allen	1	--	T. Lawrence	371	T. Bigsby	13
10/13	at Bears	G. Davis	12	D. Johnson	28	E. Ingram	10	E. Ingram	102	V. Miller	10	V. Miller	8	R. Robertson- Harris M. Smith	1.0	A. Cisco	1	V. Miller	1	--	--	T. Lawrence	234	T. Bigsby	7
10/20	Patriots	T. Bigsby	12	T. Bigsby	118	E. Ingram B. Thomas Jr.	5	B. Thomas Jr.	89	D. Lloyd	11	D. Lloyd V. Miller	5	D. Lloyd T. Walker	1.0	--	--	--	--	--	--	T. Lawrence	193	T. Bigsby	26
10/27	Packers	C. Little	9	T. Bigsby	78	B. Strange	5	B. Thomas Jr.	60	F. Oluokun	9	V. Miller	5	J. Hines-Allen T. Walker	0.5	J. Jones	1	--	--	--	--	T. Lawrence	308	T. Bigsby	18
11/03	at Eagles	T. Lawrence	16	T. Etienne Jr.	24	E. Ingram	5	E. Ingram	45	F. Oluokun D. Lloyd V. Miller	8	F. Oluokun	7	J. Hines-Allen	2.0	--	--	--	T. Walker	1	--	T. Lawrence	169	T. Bigsby	8
11/10	Vikings	M. Jones	6	T. Etienne Jr.	44	E. Ingram	6	E. Ingram	40	D. Lloyd	16	D. Lloyd	9	T. Walker	1.0	F. Oluokun D. Savage M. Brown	1	--	--	--	--	M. Jones	111	T. Etienne Jr.	11
11/17	at Lions	C. Little	6	T. Etienne Jr.	27	E. Ingram B. Thomas Jr.	5	B. Thomas Jr.	82	F. Oluokun	9	F. Oluokun	6	--	--	--	--	--	--	--	--	M. Jones	138	T. Etienne Jr.	12
12/01	Texans	P. Washington B. Thomas Jr. C. Little	6	T. Etienne Jr.	46	E. Ingram	7	P. Washington	103	D. Savage	7	D. Savage	7	J. Hines-Allen T. Walker	1.0	--	--	--	--	--	--	M. Jones	235	T. Etienne Jr.	13
12/08	at Titans	T. Bigsby	6	T. Bigsby	55	B. Thomas Jr.	8	B. Thomas Jr.	86	F. Oluokun	11	F. Oluokun	6	J. Jones J. Hines-Allen	1.0	--	J. Hines-Allen	1	--	--	--	M. Jones	220	T. Bigsby	18
12/15	Jets	C. Little	13	T. Etienne Jr.	65	B. Strange	11	B. Thomas Jr.	105	T. Campbell	6	T. Campbell	6	J. Ledbetter	1.0	--	--	--	--	--	--	M. Jones	294	T. Etienne Jr.	14
12/22	at Raiders	T. Bigsby B. Thomas Jr.	6	T. Bigsby	50	B. Thomas Jr.	9	B. Thomas Jr.	132	F. Oluokun	8	F. Oluokun	6	A. Armstead M. Smith	1.0	--	--	--	--	--	--	M. Jones	247	T. Bigsby	12
12/29	Titans	C. Little	8	T. Etienne Jr.	49	B. Thomas Jr.	7	B. Thomas Jr.	91	F. Oluokun	11	A. Cisco	6	J. Hines-Allen M. Smith T. Walker	1.0	D. Lloyd	1	T. Walker	1	--	--	M. Jones	174	T. Etienne Jr.	15
01/05	at Colts	C. Little	11	T. Bigsby	39	B. Thomas Jr.	7	B. Thomas Jr.	103	A. Wingard F. Oluokun	10	D. Savage	7	D. Lloyd T. Walker J. Jones	1.0	--	--	--	--	--	--	M. Jones	225	T. Bigsby	14
MOST TIMES LED (INCLUDING TIES)		C. LITTLE	9	T. BIGSBY	8	B. THOMAS JR.	7	B. THOMAS JR.	11	F. OLUOKUN	8	F. OLUOKUN	5	T. WALKER	8	A. CISCO J. JONES F. OLUOKUN D. SAVAGE M. BROWN D. LLOYD	1	T. WALKER	2	J. HINES- ALLEN T. WALKER	1	T. LAWRENCE	9	T. ETIENNE JR. T. BIGSBY	9





YASIR ABDULLAH | 56

POSITION: LINEBACKER

HT: 6-1 | WT: 240 | DOB: 4-12-2000

COLLEGE: LOUISVILLE

HOMETOWN: MIRAMAR, FLA.

ACQ: D5-'23

EXP: 3rd YEAR

 @AbYasiir

 @yasirabdullah\_22



KEY TRANSACTIONS

- Originally drafted by Jacksonville in the fifth round (136th overall) of the 2023 draft

PRO

2024 (Jaguars)

- Saw action in 14 games and started three... Posted 15 tackles (11 solo) and one quarterback hit... Added three tackles on special teams
- 1/5 at IND:** Saw action at linebacker and recorded one quarterback hit
- 9/23 at BUF:** Started at linebacker and recorded a career-high-tying three tackles (two solo)
- 9/8 at MIA:** Saw action at linebacker and set a single-game career high in solo tackles (three)

2023 (Jaguars)

- Appeared in five games as a rookie
- 10/8 at BUF:** Recorded one quarterback hit
- 10/1 vs. ATL:** Recorded one solo tackle
- 9/10 at IND:** Saw action in first-career NFL game

COLLEGE

- Finished his career at Louisville eighth in career sacks (23.5) and second in tackles for loss (43)
- Recorded 210 total tackles (124 solo) in five seasons
- In 2022, was named first-team All-ACC... Led the conference with 9.5 sacks, which ranked 15th in the nation
- Played in the East-West Shrine Game

PERSONAL

- His father, Xavier McCray, played football at Florida
- Majored in sports administration
- Favorite athlete growing up was Bills OLB Von Miller

YASIR ABDULLAH'S NFL REGULAR SEASON DEFENSIVE STATISTICS																											
DATE	TEAM	GP	GS	TACKLES					INTERCEPTIONS							O. FUMB					ST					MISC	
				TK	S	A	TFL	YDS	SK	YDS	QBH	NO	YDS	LG	TD	PD	FF	FR	TD	YDS	TK	S	A	FF	FR	S	A
2023	Jaguars	5	0	1	1	0	0	0	0.0	0.0	1	0	0	0	0	0	0	0	0	0	0	0	0	0	0	0	0
2024	Jaguars	14	3	15	11	4	0	0	0.0	0.0	1	0	0	0	0	0	0	0	0	0	3	3	0	0	0	0	0
NFL TOTALS		19	3	16	12	4	0	0	0.0	0.0	2	0	0	0	0	0	0	0	0	0	3	3	0	0	0	0	0

SINGLE-GAME HIGHS: DEFENSIVE

**Total Tackles**    3 at Houston Texans, Sep 29, 2024  
3 at Buffalo Bills, Sep 23, 2024  
...1 more at 3.

**Solo Tackles**    3 at Miami Dolphins, Sep 08, 2024  
2 vs. New England Patriots, Oct 20, 2024  
...2 more at 2.





2024 GAME-BY-GAME REGULAR-SEASON STATISTICS (JAGUARS)

			TACKLES									INTERCEPTIONS					O. FUMB				ST					MISC					
DATE	OPPONENT	P/S	TK	S	A	SK	YDS	TFL	YDS	QBH	NO	YDS	LG	TD	PD	FF	FR	TD	YDS	TK	S	A	FF	FR	S	A	W/L	SCORE			
09/08	at Dolphins	P	3	3	0	0.0	0.0	0	0	0	0	0	0	0	0	0	0	0	0	0	0	0	0	0	0	0	L	17-20			
09/15	Browns	S	0	0	0	0.0	0.0	0	0	0	0	0	0	0	0	0	0	0	0	0	1	1	0	0	0	0	L	13-18			
09/23	at Bills	S	3	2	1	0.0	0.0	0	0	0	0	0	0	0	0	0	0	0	0	0	0	0	0	0	0	0	L	10-47			
09/29	at Texans	S	3	2	1	0.0	0.0	0	0	0	0	0	0	0	0	0	0	0	0	0	0	0	0	0	0	0	L	20-24			
10/06	Colts		ON INACTIVE LIST																									W	37-34		
10/13	at Bears	P	0	0	0	0.0	0.0	0	0	0	0	0	0	0	0	0	0	0	0	0	0	0	0	0	0	0	L	16-35			
10/20	Patriots	P	2	2	0	0.0	0.0	0	0	0	0	0	0	0	0	0	0	0	0	0	1	1	0	0	0	0	W	32-16			
10/27	Packers	P	0	0	0	0.0	0.0	0	0	0	0	0	0	0	0	0	0	0	0	0	0	0	0	0	0	0	L	27-30			
11/03	at Eagles	P	0	0	0	0.0	0.0	0	0	0	0	0	0	0	0	0	0	0	0	0	1	1	0	0	0	0	L	23-28			
11/10	Vikings	P	3	1	2	0.0	0.0	0	0	0	0	0	0	0	0	0	0	0	0	0	0	0	0	0	0	0	L	7-12			
11/17	at Lions		ON INACTIVE LIST																									L	6-52		
12/01	Texans		ON INACTIVE LIST																									L	20-23		
12/08	at Titans	P	0	0	0	0.0	0.0	0	0	0	0	0	0	0	0	0	0	0	0	0	0	0	0	0	0	0	W	10-6			
12/15	Jets	P	1	1	0	0.0	0.0	0	0	0	0	0	0	0	0	0	0	0	0	0	0	0	0	0	0	0	L	25-32			
12/22	at Raiders	P	0	0	0	0.0	0.0	0	0	0	0	0	0	0	0	0	0	0	0	0	0	0	0	0	0	0	L	14-19			
12/29	Titans	P	0	0	0	0.0	0.0	0	0	0	0	0	0	0	0	0	0	0	0	0	0	0	0	0	0	0	W	20-13			
01/05	at Colts	P	0	0	0	0.0	0.0	0	0	1	0	0	0	0	0	0	0	0	0	0	0	0	0	0	0	0	L	23-26+			
2024 TOTALS		14-3	15	11	4	0.0	0.0	0	0	1	0	0	0	0	0	0	0	0	0	0	3	3	0	0	0	0	0	4-13			

+ - Overtime





# LEQUINT ALLEN JR. | 36

POSITION: RUNNING BACK  
HT: 6-0 | WT: 201 | DOB: 8-5-2004  
COLLEGE: SYRACUSE  
HOMETOWN: MILLVILLE, N.J.  
ACQ: D7-'25  
EXP: R

@JrLequint  
 @lequintallenjr

## KEY TRANSACTIONS

- Originally drafted by Jacksonville in the seventh round (236th overall) of the 2025 draft

## COLLEGE

- Totaled 514 career carries for 2,359 yards and 26 touchdowns, along with 119 receptions for 848 yards and six touchdowns at Syracuse
- His 32 total touchdowns are fifth in school history, while his 26 rushing touchdowns are ninth-most
- One of six players in program history with back-to-back 1,000-yard rushing seasons (2023, 2024)
- In 2024, ran 228 times for 1,021 yards and 16 touchdowns and set program records in receptions (64) and receiving yards (521) by a running back... One of two players nationally with 1,000-plus rushing yards and 500-plus receiving yards... Honorable Mention All-ACC at the running back and all-purpose positions
- Finished the 2023 season with the 12th-most rushing yards in a season in program history (1,064) while leading the team with 38 receptions... Named Second-Team All-ACC at running back and Honorable Mention All-ACC at the all-purpose position

## PERSONAL

- Attended Millville High School (N.J.) and was named the Gatorade New Jersey Football Player of the Year after running for 1,903 yards and 26 touchdowns on 229 carries in 2021
- Played defensive back, collecting a team-leading 131 tackles to go along with seven tackles for loss, four passes defended, five interceptions, three forced fumbles and a sack
- Also played for the baseball team and ran indoor track
- Cousin is RB Ryquell Armstead, whom the Jaguars drafted in the fifth round in 2019

## LEQUINT ALLEN JR.'S COLLEGE RUSHING/RECEIVING STATISTICS

DATE	TEAM	GP	GS	RUSHING					RECEIVING				
				NO.	YDS.	AVG.	LG	TD	NO.	YDS.	AVG.	LG	TD
2022	Syracuse	13	1	41	274	6.7	90	1	17	117	6.9	41	1
2023	Syracuse	13	13	245	1,063	4.3	56	9	38	210	5.5	26	1
2024	Syracuse	13	13	228	1,021	4.5	30	16	64	521	8.1	33	4
TOTALS		39	27	514	2,358	4.6	90	26	119	848	7.1	41	6

## LEQUINT ALLEN JR.'S COLLEGE RETURN STATISTICS

KICKOFF RETURNS							PUNT RETURNS					
DATE	TEAM	RET.	YDS.	AVG.	LG	TD	NO.	FC	YDS.	AVG.	LG	TD
2022	Syracuse	2	49	24.5	35	0	0	0	0	0.0	0	0
2023	Syracuse	0	0	0.0	0	0	5	0	91	18.2	53	0
2024	Syracuse	0	0	0.0	0	0	0	0	0	0.0	0	0
TOTALS		2	49	24.5	35	0	5	0	91	18.2	53	0





# COLLEGE 2024 GAME-BY-GAME STATISTICS (SYRACUSE)

DATE	OPPONENT	P/S	RUSHING					RECEIVING					W/L	SCORE
			NO.	YDS.	AVG.	LG	TD	NO.	YDS.	AVG.	LG	TD		
08/31	Ohio	S	15	98	6.5	27	0	4	24	6.0	10	1	W	38-22
09/07	Georgia Tech	S	15	83	5.5	24	0	5	47	9.4	28	0	W	31-28
09/20	Stanford	S	8	25	3.1	9	0	4	43	10.8	16	0	L	24-26
09/28	Holy Cross	S	16	81	5.1	17	1	7	54	7.7	13	0	W	42-14
10/04	at UNLV	S	19	71	3.7	14	2	9	58	6.4	10	2	W	44-41+
10/12	at NC State	S	21	91	4.3	21	1	2	28	14.0	18	0	W	24-17
10/24	at Pittsburgh	S	15	32	2.1	8	0	6	20	3.3	6	0	L	13-41
11/02	Virginia Tech	S	21	121	5.8	25	3	5	37	7.4	16	0	W	38-31+
11/09	at Boston College	S	16	50	3.1	11	2	5	57	11.4	20	0	L	31-37
11/16	at California	S	23	109	4.7	30	2	3	25	8.3	12	0	W	33-25
11/23	UConn	S	20	58	2.9	10	1	5	22	4.4	7	0	W	31-24
11/30	Miami (FL)	S	22	82	3.7	11	2	6	61	10.2	21	0	W	42-38
12/27	at Washington St.	S	17	120	7.1	27	2	3	45	15.0	33	1	W	52-35
<b>2024 TOTALS</b>		<b>13-13</b>	<b>228</b>	<b>1,021</b>	<b>4.5</b>	<b>30</b>	<b>16</b>	<b>64</b>	<b>521</b>	<b>8.1</b>	<b>33</b>	<b>4</b>	<b>10-3</b>	

+ - Overtime





# TREMAYNE ANCHRUM | ##

**POSITION:** OFFENSIVE LINEMAN

**HT:** 6-2 | **WT:** 314 | **DOB:** 6-24-1998

**COLLEGE:** CLEMSON

**HOMETOWN:** POWDER SPRINGS, GA.

**ACQ:** FA-25

**EXP:** 5th YEAR

## KEY TRANSACTIONS

- Originally drafted by the Rams in the seventh round (250th overall) in the 2020 draft
- Signed by Seattle on 3/18/24
- Waived by the Seahawks on 7/24/24
- Signed with New Orleans on 7/28/24
- Waived by the Saints on 8/27/24
- Signed to Houston's practice squad on 11/5/25
- Signed a reserve/future contract with Houston on 1/21/25
- Released by Houston on 4/21/25
- Signed by Kansas City on 5/16/25
- Released by the Chiefs on 6/20/25
- Signed by the Jaguars on 8/4/25

## PRO

### 2024 (Texans)

- Spent time on Houston's practice squad

### 2023 (Rams)

- Played in all 17 regular season games and one postseason game, primarily on special teams
- **9/17 vs. S.F.:** Saw 43 offensive snaps and protected Rams QB Matthew Stafford as he threw for 307 yards and a TD while taking just one sack
- **1/7/24 at S.F.:** Played a career-high 44 offensive snaps in the win

### 2022 (Rams)

- Played in two games (one start) before suffering a season-ending injury
- **9/18 vs. ATL:** Started at right guard, marking the first start of his NFL career

### 2021 (Rams)

- Did not appear in a game and spent part of the season on injured reserve

### 2020 (Rams)

- Played in 12 regular season games and one playoff game as a rookie, all on special teams
- **10/4 vs. NYG:** Made his NFL debut
- **1/6/21 at G.B.:** Made his postseason debut

## COLLEGE

- Played collegiately at Clemson (2016-19) and played 55 games (37 starts)
- Helped protect and block for current Jaguars teammates QB Trevor Lawrence and RB Travis Etienne Jr. for two seasons with the Tigers (2018-19)... Etienne was named the ACC Offensive Player of the Year in both seasons while Lawrence was named the ACC Rookie of the Year in 2018 and All-ACC First-Team in 2019
- Part of the 2018 National Championship team
- Earned All-ACC honors in each of his final two seasons (first team in 2019, second team in 2018)

## PERSONAL

- Attended McEachern High School (Powder Springs, Ga.)
- Selected First-team all-state by the Atlanta Constitution as a senior in 2015
- His father, Tremayne, played college basketball at Southern California
- Has a Bachelor's Degree in management





### TREMAINE ANCHRUM'S NFL REGULAR SEASON STATISTICS

DATE	TEAM	GP	GS
2020	Rams	12	0
2021	Rams	0	0
2022	Rams	2	1
2023	Rams	17	0
2024	Saints	0	0
Went from <b>New Orleans</b> to <b>Houston</b> .			
2024	Texans	0	0
2024	TOTAL	0	0
<b>NFL TOTALS</b>		<b>31</b>	<b>1</b>

### TREMAINE ANCHRUM'S NFL POSTSEASON STATISTICS

DATE	TEAM	GP	GS
2020	Rams	1	0
2021	Rams	0	0
2023	Rams	1	0
2024	Texans	0	0
<b>NFL TOTALS</b>		<b>2</b>	<b>0</b>


### 2024 GAME-BY-GAME REGULAR-SEASON STATISTICS (SAINTS/TEXANS)

DATE	OPPONENT	P/S		W/L	SCORE
09/22	Eagles		NOT ON ROSTER	L	12-15
09/29	at Falcons		NOT ON ROSTER	L	24-26
10/07	at Chiefs		NOT ON ROSTER	L	13-26
10/13	Buccaneers		NOT ON ROSTER	L	27-51
10/17	Broncos		NOT ON ROSTER	L	10-33
10/27	at Chargers		NOT ON ROSTER	L	8-26
11/03	at Panthers		NOT ON ROSTER	L	22-23
Went from <b>Saints</b> to <b>Texans</b> .					
11/10	Lions		NOT ON ROSTER	L	23-26
11/18	at Cowboys		NOT ON ROSTER	W	34-10
11/24	Titans		NOT ON ROSTER	L	27-32
12/01	at Jaguars		NOT ON ROSTER	W	23-20
12/15	Dolphins		NOT ON ROSTER	W	20-12
12/21	at Chiefs		NOT ON ROSTER	L	19-27
12/25	Ravens		NOT ON ROSTER	L	2-31
01/05	at Titans		NOT ON ROSTER	W	23-14
<b>2024 TOTALS</b>		<b>0-0</b>		<b>4-11</b>	

### 2024 GAME-BY-GAME POSTSEASON STATISTICS (TEXANS)

DATE	OPPONENT	P/S		W/L	SCORE
01/11	Chargers		PRACTICE SQUAD	W	32-12
01/18	at Chiefs		PRACTICE SQUAD	L	14-23
<b>2024 TOTALS</b>		<b>0-0</b>		<b>1-1</b>	





# ARIK ARMSTEAD | 91

POSITION: DEFENSIVE TACKLE

HT: 6-7 | WT: 290 | DOB: 11-15-1993

COLLEGE: OREGON

HOMETOWN: ELK GROVE, CALIF.

ACQ: UFA (S.F.)-'24

EXP: 11th YEAR

 @arikarmstead

 @arikarmstead

## KEY TRANSACTIONS

- Originally drafted by San Francisco in the first round (17th overall) in the 2015 draft
- Signed by Jacksonville as an unrestricted free agent on 3/15/24

## PRO

### Career Highlights

- Named the NFL's 2024 Walter Payton Man of the Year

### 2024 (Jaguars)

- Saw action in 17 games and started one game... Posted 29 tackles (21 solo), seven quarterback hits, three tackles for loss, three passes defended and 2.0 sacks
- **12/22 at L.V.:** Recorded three tackles (two solo), one tackle for loss, one quarterback hit and 1.0 sack
- **9/8 at MIA:** Recorded one tackle, one tackle for loss, one quarterback hit and 1.0 sack for a five-yard loss

### 2023 (49ers)

- Started in all 12 regular season games he appeared in and recorded 27 tackles (15 solo), 13 quarterback hits, 5.0 sacks, and four tackles for loss
- Started in all three postseason games, including Super Bowl LVIII... Recorded 11 tackles (four solo), two quarterback hits, 1.0 sack and one tackle for loss
- San Francisco 49ers' 2023 Walter Payton NFL Man of the Year Award nominee

### 2022 (49ers)

- Started in all nine regular-season games he appeared in and recorded 11 tackles (eight solo), four quarterback hits, and two tackles for loss
- Started in all three postseason games and recorded 10 tackles (two assists), 2.0 sacks, two quarterback hits and one tackle for loss
- Named the 49ers representative for the Walter Payton Man of the Year Award

### 2021 (49ers)

- Started 17 regular-season games and recorded 63 tackles (29 solo), 11 quarterback hits, seven tackles for loss and 6.0 sacks
- Started in all three postseason matchups and recorded nine tackles (four solo), five quarterback hits, 3.0 sacks and three tackles for loss
- **1/9 at LAR:** Recorded seven tackles (four solo) and a single-game career-high 2.5 sacks
- Named the 49ers representative for the Walter Payton Man of the Year Award

### 2020 (49ers)

- Started 16 regular-season games and recorded 49 tackles (29 solo), 13 quarterback hits, six tackles for loss, 3.5 sacks and three passes defended
- Named the 49ers representative for the Walter Payton Man of the Year Award

### 2019 (49ers)

- Started 16 regular-season games and recorded 54 tackles (32 solo), 18 quarterback hits, 11 tackles for loss, 10.0 sacks, two forced fumbles, two passes defended and one fumble recovered
- Started in all three postseason matchups, including Super Bowl LIV LVIII... Recorded 15 tackles (eight solo), four quarterback hits, 2.0 sacks, one tackle for loss and one forced fumble
- **10/27 vs. CAR:** Recorded three tackles and 2.0 sacks, the first game in his career with multiple sacks

### 2018 (49ers)

- Started 16 regular season games and recorded 48 tackles (33 solo), 12 quarterback hits, six tackles for loss and 3.0 sacks

### 2017 (49ers)

- Started in all six regular season games he appeared in and recorded 16 tackles (eight solo), three quarterback hits, two tackles for loss,



1.5 sacks and one pass defended before being placed on the Injured Reserve List on Oct. 17

## 2016 (49ers)

- Appeared in eight games with four starts and recorded 15 tackles (nine solo), three quarterback hits, 2.5 sacks, two tackles for loss and one forced fumble before being placed on the Injured Reserve List on Nov. 8

## 2015 (49ers)

- Appeared in 16 games with one start during his rookie season... Recorded 19 tackles (13 solo) and 2.0 sacks before being placed on the Injured Reserve List on Nov. 8
- **9/27 at ARI:** Recorded the first sack of his career along with three tackles (two solo) and one tackle for loss

## COLLEGE

- Played collegiately at Oregon from 2012-2014
- Played in all 13 games as a true freshman, finishing the 2012 season with 26 tackles and 0.5 sacks
- Recorded 87 total tackles (41 solo), 10 tackles for loss, 4.0 sacks, two fumble recoveries, two passes defended and one forced fumble across 39 games
- Posted a career-high nine tackles and one fumble recovery in the College Football Playoff National Championship against Ohio State in the 2014 season

## PERSONAL

- He and his wife, Melinda, have two daughters and a son
- Son of Guss and Christa Armstead with one brother and one sister
- His brother, Armond Armstead, played college football at USC
- In 2019, he and Melinda founded the Armstead Academic Project, supporting students from low-income families in Sacramento, the California Bay Area and Jacksonville, Fla.
- Majored in general social science at Oregon
- Attended Pleasant Grove High School in Elk Grove, California

### ARIK ARMSTEAD'S NFL REGULAR SEASON DEFENSIVE STATISTICS

			TACKLES								INTERCEPTIONS							O. FUMB					ST				MISC			
DATE	TEAM	GP	GS	TK	S	A	TFL	YDS	SK	YDS	QBH	NO	YDS	LG	TD	PD	FF	FR	TD	YDS	TK	S	A	FF	FR	S	A			
2015	49ers	16	1	19	14	5	2	12	2.0	12.0	8	0	0	0	0	0	0	0	0	0	0	0	0	0	0	0	0			
2016	49ers	8	4	15	9	6	2	9	2.5	4.5	3	0	0	0	0	0	1	0	0	0	0	0	0	0	0	0	0			
2017	49ers	6	6	16	8	8	2	17	1.5	8.5	3	0	0	0	0	1	0	0	0	0	0	0	0	0	0	0	0			
2018	49ers	16	16	48	33	15	6	23	3.0	19.0	12	0	0	0	0	0	0	0	0	0	0	0	0	0	0	0	0			
2019	49ers	16	16	54	32	22	11	75	10.0	73.0	18	0	0	0	0	2	2	1	0	0	0	0	0	0	0	0	0			
2020	49ers	16	16	49	29	20	6	25	3.5	25.5	13	0	0	0	0	3	0	0	0	0	0	0	0	0	0	0	0			
2021	49ers	17	17	63	29	34	7	35	6.0	43.0	11	0	0	0	0	0	0	0	0	0	0	0	0	0	0	0	0			
2022	49ers	9	9	11	8	3	2	3	0.0	0.0	4	0	0	0	0	0	0	0	0	0	0	0	0	0	0	0	0			
2023	49ers	12	12	27	15	12	4	24	5.0	37.0	13	0	0	0	0	0	0	0	0	0	0	0	0	0	0	0	0			
2024	Jaguars	17	1	29	21	8	3	12	2.0	11.0	7	0	0	0	0	3	0	0	0	0	0	0	0	0	0	0	0			
NFL TOTALS		133	98	331	198	133	45	235	35.5	233.5	92	0	0	0	0	9	3	1	0	0	0	0	0	0	0	0	0			

### ARIK ARMSTEAD'S NFL POSTSEASON DEFENSIVE STATISTICS

		TACKLES										INTERCEPTIONS							O. FUMB				ST					MISC	
DATE	TEAM	GP	GS	TK	S	A	TFL	YDS	SK	YDS	QBH	NO	YDS	LG	TD	PD	FF	FR	TD	YDS	TK	S	A	FF	FR	S	A		
2019	49ers	3	3	8	7	1	1	8	2.0	15.0	4	0	0	0	0	0	1	0	0	0	0	0	0	0	0	0	0		
2021	49ers	3	3	9	4	5	3	24	3.0	24.0	5	0	0	0	0	0	0	0	0	0	0	0	0	0	0	0	0		
2022	49ers	3	3	10	8	2	1	10	2.0	10.0	2	0	0	0	0	0	0	0	0	0	0	0	0	0	0	0	0		
2023	49ers	3	3	11	4	7	1	1	1.0	1.0	2	0	0	0	0	0	0	1	0	0	0	0	0	0	0	0	0		
NFL TOTALS		12	12	38	23	15	6	43	8.0	50.0	13	0	0	0	0	0	1	1	0	0	0	0	0	0	0	0	0		





### SINGLE-GAME HIGHS: DEFENSIVE

<b>Total Tackles</b>	10 vs. Arizona Cardinals, Nov 07, 2021 8 vs. Houston Texans, Jan 02, 2022 ...1 more at 8.	<b>Forced Fumbles</b>	1 vs. Seattle Seahawks, Nov 11, 2019 1 vs. Pittsburgh Steelers, Sep 22, 2019 ...1 more at 1.
<b>Solo Tackles</b>	5 vs. Atlanta Falcons, Dec 19, 2021 5 at Dallas Cowboys, Dec 20, 2020 ...1 more at 5.	<b>Fumble Recoveries</b>	1 at Los Angeles Rams, Oct 13, 2019
<b>Sacks</b>	2.5 at Los Angeles Rams, Jan 09, 2022 2.0 vs. Cincinnati Bengals, Oct 29, 2023 ...3 more at 2.0.	<b>Tackles For Loss</b>	2 vs. Cincinnati Bengals, Oct 29, 2023 2 at Los Angeles Rams, Jan 09, 2022 ...4 more at 2.
<b>Passes Defensed</b>	1 at Indianapolis Colts, Jan 05, 2025 1 vs. Tennessee Titans, Dec 29, 2024 ...7 more at 1.		

### SINGLE-GAME HIGHS - POSTSEASON: DEFENSIVE

<b>Total Tackles</b>	5 at Green Bay Packers, Jan 22, 2022 4 at Dallas Cowboys, Jan 16, 2022	<b>Forced Fumbles</b>	1 vs. Green Bay Packers, Jan 19, 2020
<b>Solo Tackles</b>	3 at Green Bay Packers, Jan 22, 2022 3 vs. Green Bay Packers, Jan 19, 2020	<b>Tackles For Loss</b>	2 at Green Bay Packers, Jan 22, 2022 1 at Dallas Cowboys, Jan 16, 2022 ...1 more at 1.
<b>Sacks</b>	2.0 at Green Bay Packers, Jan 22, 2022 1.0 at Dallas Cowboys, Jan 16, 2022 ...2 more at 1.0.		

### 2024 GAME-BY-GAME REGULAR-SEASON STATISTICS (JAGUARS)

			TACKLES								INTERCEPTIONS					O. FUMB				ST				MISC				
DATE	OPPONENT	P/S	TK	S	A	SK	YDS	TFL	YDS	QBH	NO	YDS	LG	TD	PD	FF	FR	TD	YDS	TK	S	A	FF	FR	S	A	W/L	SCORE
09/08	at Dolphins	P	1	1	0	1.0	5.0	1	5	1	0	0	0	0	0	0	0	0	0	0	0	0	0	0	0	0	L	17-20
09/15	Browns	P	2	2	0	0.0	0.0	0	0	0	0	0	0	0	0	0	0	0	0	0	0	0	0	0	0	0	L	13-18
09/23	at Bills	P	0	0	0	0.0	0.0	0	0	0	0	0	0	0	0	0	0	0	0	0	0	0	0	0	0	0	L	10-47
09/29	at Texans	P	2	2	0	0.0	0.0	0	0	0	0	0	0	0	0	0	0	0	0	0	0	0	0	0	0	0	L	20-24
10/06	Colts	P	2	0	2	0.0	0.0	0	0	0	0	0	0	0	0	0	0	0	0	0	0	0	0	0	0	0	W	37-34
10/13	at Bears	P	1	1	0	0.0	0.0	0	0	0	0	0	0	0	0	0	0	0	0	0	0	0	0	0	0	0	L	16-35
10/20	Patriots	P	2	1	1	0.0	0.0	1	1	1	0	0	0	0	0	0	0	0	0	0	0	0	0	0	0	0	W	32-16
10/27	Packers	P	1	1	0	0.0	0.0	0	0	0	0	0	0	0	0	0	0	0	0	0	0	0	0	0	0	0	L	27-30
11/03	at Eagles	P	3	3	0	0.0	0.0	0	0	0	0	0	0	0	0	0	0	0	0	0	0	0	0	0	0	0	L	23-28
11/10	Vikings	P	3	3	0	0.0	0.0	0	0	1	0	0	0	0	0	0	0	0	0	0	0	0	0	0	0	0	L	7-12
11/17	at Lions	P	3	3	0	0.0	0.0	0	0	1	0	0	0	0	0	0	0	0	0	0	0	0	0	0	0	0	L	6-52
12/01	Texans	P	1	1	0	0.0	0.0	0	0	0	0	0	0	0	0	1	0	0	0	0	0	0	0	0	0	0	L	20-23
12/08	at Titans	P	2	1	1	0.0	0.0	0	0	1	0	0	0	0	0	0	0	0	0	0	0	0	0	0	0	0	W	10-6
12/15	Jets	P	0	0	0	0.0	0.0	0	0	0	0	0	0	0	0	0	0	0	0	0	0	0	0	0	0	0	L	25-32
12/22	at Raiders	P	3	2	1	1.0	6.0	1	6	1	0	0	0	0	0	0	0	0	0	0	0	0	0	0	0	0	L	14-19
12/29	Titans	P	3	0	3	0.0	0.0	0	0	0	0	0	0	0	1	0	0	0	0	0	0	0	0	0	0	0	W	20-13
01/05	at Colts	S	0	0	0	0.0	0.0	0	0	1	0	0	0	0	1	0	0	0	0	0	0	0	0	0	0	0	L	23-26+
2024 TOTALS		17-1	29	21	8	2.0	11.0	3	12	7	0	0	0	0	3	0	0	0	0	0	0	0	0	0	0	0	4-13	

+ - Overtime





# TANK BIGSBY | 4

POSITION: RUNNING BACK

HT: 5-11 | WT: 215 | DOB: 8-30-2002

COLLEGE: AUBURN

HOMETOWN: LAGRANGE, GA.

ACQ: D3-'23

EXP: 3rd YEAR

tank\_bigsby

tank\_bigsby

## KEY TRANSACTIONS

- Originally drafted by Jacksonville in the third round (88th overall) of the 2023 draft

## PRO

### 2024 (Jaguars)

- Played in 16 games and made one start... Set career and team highs in rushes (168), rushing yards (766), yards per carry (4.6) and rushing touchdowns (seven)... His 4.6 yards per carry tied for fourth in the AFC (min. 150 carries)... Posted 195 yards on six kick returns
- 10/20 vs. N.E.:** Rushed for a career-high 118 yards and two touchdowns on a career-high 26 attempts... Posted his second career game with at least 100 yards and two touchdowns, becoming one of five players in franchise history to reach those marks twice
- 10/6 vs. IND:** Totaled 101 yards and two touchdowns on 13 rushes... His 65-yard touchdown carry was the sixth-longest in franchise history and tied for the eighth-longest rushing touchdown in the NFL in 2024
- 9/29 at HOU:** Rushed for 90 yards on seven carries, including a 58-yard carry, which was the fifth-longest against Houston in franchise history

### 2023 (Jaguars)

- Saw action in all 17 regular-season games... Recorded 50 rushing attempts for 132 yards and two touchdowns... Also saw action on special teams, tallying four kick returns for 99 yards
- 1/7 at TEN:** Rushed three times for 16 yards and returned four kicks for 99 yards... His 99 single-game kick return yards ranked third-most among rookies
- 12/31 vs. CAR:** Rushed 10 times for 32 yards, setting a career-high in both rushing attempts and rushing yards... Saw action on special teams
- 9/10 at IND:** Recorded 13 yards and a touchdown on seven attempts in his NFL debut

## COLLEGE

- Recorded 2,903 rushing yards, 25 touchdowns, and 13 career 100-yard games while at Auburn
- Rushed for a career-high 192 yards on 12/12/20 at Mississippi State
- Recorded a career-high 268 all-purpose yards on 10/10/20 at Arkansas
- Was the 2020 SEC Freshman of the Year

## PERSONAL

- Given name is Cartavious
- His mother gave him the nickname Tank when he was seven years old
- Was one of 45 drafted players to attend the NFL Players Association Rookie Premiere in 2023
- Favorite movie is Friday

### TANK BIGSBY'S NFL REGULAR SEASON RUSHING/RECEIVING STATISTICS

DATE	TEAM	GP	GS	RUSHING					RECEIVING				
				NO.	YDS.	AVG.	LG	TD	NO.	YDS.	AVG.	LG	TD
2023	Jaguars	17	0	50	132	2.6	12	2	1	6	6.0	6	0
2024	Jaguars	16	1	168	766	4.6	65t	7	7	54	7.7	28	0
NFL TOTALS		33	1	218	898	4.1	65T	9	8	60	7.5	28	0

### TANK BIGSBY'S NFL REGULAR SEASON RETURN STATISTICS

KICKOFF RETURNS							PUNT RETURNS					
DATE	TEAM	RET.	YDS.	AVG.	LG	TD	NO.	FC	YDS.	AVG.	LG	TD
2023	Jaguars	4	99	24.8	31	0	0	0	0	0.0	0	0
2024	Jaguars	6	195	32.5	41	0	0	0	0	0.0	0	0
NFL TOTALS		10	294	29.4	41	0	0	0	0	0.0	0	0



SINGLE-GAME HIGHS: RUSHING/RECEIVING

<b>Rush Attempts</b>	26 vs. New England Patriots, Oct 20, 2024 18 at Tennessee Titans, Dec 08, 2024 ...1 more at 18.	<b>All-Purpose Yards</b>	129 vs. Indianapolis Colts, Oct 06, 2024 126 at Chicago Bears, Oct 13, 2024
<b>Rushing Yards</b>	118 vs. New England Patriots, Oct 20, 2024 101 vs. Indianapolis Colts, Oct 06, 2024	<b>Kickoff Returns</b>	4 at Tennessee Titans, Jan 07, 2024 3 at Chicago Bears, Oct 13, 2024
<b>Rushing Average</b>	12.9 at Houston Texans, Sep 29, 2024 7.8 vs. Indianapolis Colts, Oct 06, 2024	<b>Kickoff Return Yards</b>	102 at Chicago Bears, Oct 13, 2024 99 at Tennessee Titans, Jan 07, 2024
<b>Longest Runs</b>	65t vs. Indianapolis Colts, Oct 06, 2024 58 at Houston Texans, Sep 29, 2024	<b>Longest Kickoff Return</b>	41 at Philadelphia Eagles, Nov 03, 2024 41 at Chicago Bears, Oct 13, 2024
<b>Rushing TDs</b>	2 vs. New England Patriots, Oct 20, 2024 2 vs. Indianapolis Colts, Oct 06, 2024	<b>Kickoff Return Average</b>	34.0 at Chicago Bears, Oct 13, 2024 24.8 at Tennessee Titans, Jan 07, 2024
<b>Receptions</b>	2 vs. Green Bay Packers, Oct 27, 2024 1 vs. Indianapolis Colts, Oct 06, 2024 ...1 more at 1.	<b>Most TDs</b>	2 vs. New England Patriots, Oct 20, 2024 2 vs. Indianapolis Colts, Oct 06, 2024
<b>Receiving Yards</b>	28 vs. Indianapolis Colts, Oct 06, 2024 8 vs. Green Bay Packers, Oct 27, 2024	<b>Scrimmage Yards</b>	129 vs. Indianapolis Colts, Oct 06, 2024 118 vs. New England Patriots, Oct 20, 2024
<b>Longest Receptions</b>	28 vs. Indianapolis Colts, Oct 06, 2024 7 at Tennessee Titans, Dec 08, 2024 ...1 more at 7.		

100-YARD RUSHING GAMES (2): REGULAR SEASON

DATE	TEAM	ATT.	YDS.	AVG.	LG	TD
10/06/24	COLTS	13	101	7.8	65t	2
10/20/24	PATRIOTS	26	118	4.5	13	2

2024 GAME-BY-GAME REGULAR-SEASON STATISTICS (JAGUARS)

			RUSHING					RECEIVING						
DATE	OPPONENT	P/S	NO.	YDS.	AVG.	LG	TD	NO.	YDS.	AVG.	LG	TD	W/L	SCORE
09/08	at Dolphins	P	12	73	6.1	26	0	0	0	0.0	0	0	L	17-20
09/15	Browns	P	0	0	0.0	0	0	0	0	0.0	0	0	L	13-18
09/23	at Bills	P	2	9	4.5	7	0	0	0	0.0	0	0	L	10-47
09/29	at Texans	P	7	90	12.9	58	0	0	0	0.0	0	0	L	20-24
10/06	Colts	P	13	101	7.8	65t	2	1	28	28.0	28	0	W	37-34
10/13	at Bears	P	7	24	3.4	8	0	0	0	0.0	0	0	L	16-35
10/20	Patriots	P	26	118	4.5	13	2	0	0	0.0	0	0	W	32-16
10/27	Packers	S	18	78	4.3	16	0	2	8	4.0	6	0	L	27-30
11/03	at Eagles	P	8	22	2.8	10	0	0	0	0.0	0	0	L	23-28
11/10	Vikings	P	2	4	2.0	3	0	0	0	0.0	0	0	L	7-12
11/17	at Lions							ON INACTIVE LIST					L	6-52
12/01	Texans	P	7	28	4.0	19	0	1	7	7.0	7	0	L	20-23
12/08	at Titans	P	18	55	3.1	12	1	1	7	7.0	7	0	W	10-6
12/15	Jets	P	11	42	3.8	14	0	0	0	0.0	0	0	L	25-32
12/22	at Raiders	P	12	50	4.2	10	1	1	1	1.0	1	0	L	14-19
12/29	Titans	P	11	33	3.0	7	0	0	0	0.0	0	0	W	20-13
01/05	at Colts	P	14	39	2.8	11	1	1	3	3.0	3	0	L	23-26+
<b>2024 TOTALS</b>		<b>16-1</b>	<b>168</b>	<b>766</b>	<b>4.6</b>	<b>65T</b>	<b>7</b>	<b>7</b>	<b>54</b>	<b>7.7</b>	<b>28</b>	<b>0</b>	<b>4-13</b>	

+ - Overtime





# 2024 GAME-BY-GAME REGULAR-SEASON STATISTICS (JAGUARS)

DATE	OPPONENT	P/S	KICKOFF RETURNS					PUNT RETURNS					W/L	SCORE
			RET	YDS	AVG	LG	TD	NO	FC	YDS	AVG	LG	TD	
09/08	at Dolphins	P	0	0	0.0	0	0	0	0	0	0.0	0	0	L 17-20
09/15	Browns	P	0	0	0.0	0	0	0	0	0	0.0	0	0	L 13-18
09/23	at Bills	P	0	0	0.0	0	0	0	0	0	0.0	0	0	L 10-47
09/29	at Texans	P	0	0	0.0	0	0	0	0	0	0.0	0	0	L 20-24
10/06	Colts	P	0	0	0.0	0	0	0	0	0	0.0	0	0	W 37-34
10/13	at Bears	P	3	102	34.0	41	0	0	0	0	0.0	0	0	L 16-35
10/20	Patriots	P	0	0	0.0	0	0	0	0	0	0.0	0	0	W 32-16
10/27	Packers	S	0	0	0.0	0	0	0	0	0	0.0	0	0	L 27-30
11/03	at Eagles	P	2	69	34.5	41	0	0	0	0	0.0	0	0	L 23-28
11/10	Vikings	P	1	24	24.0	24	0	0	0	0	0.0	0	0	L 7-12
11/17	at Lions						ON INACTIVE LIST						L	6-52
12/01	Texans	P	0	0	0.0	0	0	0	0	0	0.0	0	0	L 20-23
12/08	at Titans	P	0	0	0.0	0	0	0	0	0	0.0	0	0	W 10-6
12/15	Jets	P	0	0	0.0	0	0	0	0	0	0.0	0	0	L 25-32
12/22	at Raiders	P	0	0	0.0	0	0	0	0	0	0.0	0	0	L 14-19
12/29	Titans	P	0	0	0.0	0	0	0	0	0	0.0	0	0	W 20-13
01/05	at Colts	P	0	0	0.0	0	0	0	0	0	0.0	0	0	L 23-26+
2024 TOTALS		16-1	6	195	32.5	41	0	0	0	0	0.0	0	0	4-13

+ - Overtime





# SHAWN BOWMAN | 49

POSITION: TIGHT END  
HT: 6-4 | WT: 249 | DOB: 5-16-2000  
COLLEGE: RUTGERS  
HOMETOWN: BEAR, DEL.  
ACQ: UDFA-'24  
EXP: 1st YEAR

@NL\_shawn8  
 @sbow18\_

## KEY TRANSACTIONS

- Originally signed as an undrafted free agent with Jacksonville on 4/30/24
- Signed to Jacksonville's practice squad on 8/28/24

## PRO

### Jaguars (2024)

- Spent the season on the practice squad

## COLLEGE

- Appeared in 13 games for Rutgers in 2023
- Selected to the 2022 and 2021 Third Team All-CAA and was named to Phil Steele's Freshman All-American Second Team (2019)
- Prior to his time at Rutgers, he spent four years at Maine (2019-22), recording 86 receptions for 960 yards and 11 touchdowns

## PERSONAL

- Son of Lindsay and William Bowman and brother to Derek and Billy Bowman
- Attended Howard High School (Wilmington, Del.), where he was a dual sport athlete (football and basketball)

## SHAWN BOWMAN'S NFL REGULAR SEASON RUSHING/RECEIVING STATISTICS


DATE	TEAM	GP	GS	RECEIVING					RUSHING				
				NO.	YDS.	AVG.	LG	TD	NO.	YDS.	AVG.	LG	TD
2024	Jaguars	0	0	0	0	0.0	0	0	0	0	0.0	0	0
NFL TOTALS		0	0	0	0	0.0	0	0	0	0	0.0	0	0

## 2024 GAME-BY-GAME REGULAR-SEASON STATISTICS (JAGUARS)

DATE	OPPONENT	P/S	RECEIVING					RUSHING					W/L	SCORE
			NO.	YDS.	AVG.	LG	TD	NO.	YDS.	AVG.	LG	TD		
09/08	at Dolphins							PRACTICE SQUAD					L	17-20
09/15	Browns							PRACTICE SQUAD					L	13-18
09/23	at Bills							PRACTICE SQUAD					L	10-47
09/29	at Texans							PRACTICE SQUAD					L	20-24
10/06	Colts							PRACTICE SQUAD					W	37-34
10/13	at Bears							PRACTICE SQUAD					L	16-35
10/20	Patriots							PRACTICE SQUAD					W	32-16
10/27	Packers							PRACTICE SQUAD					L	27-30
11/03	at Eagles							PRACTICE SQUAD					L	23-28
11/10	Vikings							PRACTICE SQUAD					L	7-12
11/17	at Lions							PRACTICE SQUAD					L	6-52
12/01	Texans							PRACTICE SQUAD					L	20-23
12/08	at Titans							PRACTICE SQUAD					W	10-6
12/15	Jets							PRACTICE SQUAD					L	25-32
12/22	at Raiders							PRACTICE SQUAD					L	14-19
12/29	Titans							PRACTICE SQUAD					W	20-13
01/05	at Colts							PRACTICE SQUAD					L	23-26+
2024 TOTALS		0-0	0	0	0.0	0	0	0	0	0.0	0	0	4-13	

+ - Overtime





# CHRISTIAN BRASWELL | 21

POSITION: CORNERBACK

HT: 5-11 | WT: 185 | DOB: 9-27-1999

COLLEGE: RUTGERS

HOMETOWN: WASHINGTON, D.C.

ACQ: D6-'23

EXP: 2nd YEAR

Twitter: cb6\_\_\_\_\_

Instagram: cb6\_\_\_\_\_

## KEY TRANSACTIONS

- Originally drafted by Jacksonville in the sixth round (202nd overall) of the 2023 draft
- Signed to Jacksonville's practice squad on 8/28/24

## PRO

### 2024 (Jaguars)

- Elevated from the practice squad for three games... Totaled five tackles (one solo)
- 9/29 at HOU:** Saw action at cornerback
- 9/23 at BUF:** Saw action at cornerback and recorded five tackles (one solo)
- 9/15 vs. CLE:** Saw action on special teams

### 2023 (Jaguars)

- Saw action on special teams in the first three games of the season before being placed on the injured reserve list

## COLLEGE

- Began his career at Temple, where he appeared in 30 games and recorded 61 total tackles (52 solo)
- Played his final year at Rutgers, appearing in all 12 games with five starts
- Recorded 37 total tackles (25 solo), 14 passes defended, and three interceptions with one returned for a touchdown for the Scarlet Knights

## PERSONAL

- Studied education, culture and society in graduate school
- Majored in exercise and sport science
- Favorite athletes growing up were Patrick Peterson and Allen Iverson
- Married his wife, Stephanie, in June 2025

## CHRISTIAN BRASWELL'S NFL REGULAR SEASON DEFENSIVE STATISTICS

DATE	TEAM	GP	GS	TK	S	A	TACKLES					INTERCEPTIONS						O. FUMB				ST				MISC	
							TFL	YDS	SK	YDS	QBH	NO	YDS	LG	TD	PD	FF	FR	TD	YDS	TK	S	A	FF	FR	S	A
2023	Jaguars	3	0	0	0	0	0	0	0.0	0.0	0	0	0	0	0	0	0	0	0	0	0	0	0	0	0	0	0
2024	Jaguars	3	0	5	1	4	0	0	0.0	0.0	0	0	0	0	0	0	0	0	0	0	0	0	0	0	0	0	0
NFL TOTALS		6	0	5	1	4	0	0	0.0	0.0	0	0	0	0	0	0	0	0	0	0	0	0	0	0	0	0	0

## SINGLE-GAME HIGHS: DEFENSIVE

**Total Tackles** 5 at Buffalo Bills, Sep 23, 2024

**Solo Tackles** 1 at Buffalo Bills, Sep 23, 2024






2024 GAME-BY-GAME REGULAR-SEASON STATISTICS (JAGUARS)

			TACKLES							INTERCEPTIONS							O. FUMB				ST				MISC																	
DATE	OPPONENT	P/S	TK	S	A	SK	YDS	TFL	YDS	QBH	NO	YDS	LG	TD	PD	FF	FR	TD	YDS	TK	S	A	FF	FR	S	A	W/L	SCORE														
09/08	at Dolphins		PRACTICE SQUAD																																						L	17-20
09/15	Browns	P	0	0	0	0.0	0.0	0	0	0	0	0	0	0	0	0	0	0	0	0	0	0	0	0	0	0	0	L	13-18													
09/23	at Bills	P	5	1	4	0.0	0.0	0	0	0	0	0	0	0	0	0	0	0	0	0	0	0	0	0	0	0	0	L	10-47													
09/29	at Texans	P	0	0	0	0.0	0.0	0	0	0	0	0	0	0	0	0	0	0	0	0	0	0	0	0	0	0	L	20-24														
10/06	Colts		PRACTICE SQUAD																																						W	37-34
10/13	at Bears		PRACTICE SQUAD																																					L	16-35	
10/20	Patriots		PRACTICE SQUAD																																					W	32-16	
10/27	Packers		PRACTICE SQUAD																																					L	27-30	
11/03	at Eagles		PRACTICE SQUAD																																					L	23-28	
11/10	Vikings		PRACTICE SQUAD																																					L	7-12	
11/17	at Lions		PRACTICE SQUAD																																					L	6-52	
12/01	Texans		PRACTICE SQUAD																																					L	20-23	
12/08	at Titans		PRACTICE SQUAD																																					W	10-6	
12/15	Jets		PRACTICE SQUAD																																					L	25-32	
12/22	at Raiders		PRACTICE SQUAD																																						L	14-19
12/29	Titans		PRACTICE SQUAD																																					W	20-13	
01/05	at Colts		PRACTICE SQUAD																																						L	23-26+
2024 TOTALS		3-0	5	1	4	0.0	0.0	0	0	0	0	0	0	0	0	0	0	0	0	0	0	0	0	0	0	0	0	4-13														

+ - Overtime





# CHANDLER BRAYBOY | 15

POSITION: WIDE RECEIVER

HT: 6-1 | WT: 199 | DOB: 8-20-2001

COLLEGE: ELON

HOMETOWN: PEMBROKE, N.C.

ACQ: UDFA-'25

EXP: R

@ChandlerBrayboy

@chan\_da\_man

## KEY TRANSACTIONS

- Originally signed by Jacksonville as an undrafted free agent following the 2025 draft

## COLLEGE

- Played in 55 games over six seasons (2019-24) at Elon
- Career totals include 165 receptions for 2,660 yards and 19 touchdowns; 23 rushes for 245 yards and a touchdown; and 56 kick returns for 1,568 yards and two touchdowns
- One of two players in program history to finish his career with 1,500 career receiving yards and 1,500 career kick return yards
- Served as a team captain in 2024 and totaled 59 receptions for 979 yards and eight touchdowns, 16 kick returns for 565 yards and two touchdowns and eight rushes for 121 yards... Named CAA Special Teams Player of the Year and First-Team All-CAA at both wide receiver and kick returner
- Earned 2023 Honorable Mention All-CAA recognition after leading the team with 589 receiving yards and ranking second with 30 catches... Averaged 26.9 yards on 16 kick returns, ranking 10th in the nation

## PERSONAL

- Attended Purnell Swett High School (Pembroke, N.C.)
- Named Player of the Year for the Sandhills Athletic Conference as well as the team's Offensive Player of the Year and MVP as a senior
- Finished his senior year with 1,700 all-purpose yards and 16 touchdowns
- Also played baseball and basketball

## CHANDLER BRAYBOY'S COLLEGE RUSHING/RECEIVING STATISTICS

DATE	TEAM	GP	GS	RUSHING					RECEIVING				
				NO.	YDS.	AVG.	LG	TD	NO.	YDS.	AVG.	LG	TD
2019	Elon	3	2	0	0	0.0	0	0	4	72	18.0	29	0
2020	Elon	6	2	0	0	0.0	0	0	9	149	16.6	41	1
2021	Elon	11	11	0	0	0.0	0	0	35	396	11.3	55	3
2022	Elon	12	10	1	7	7.0	7	0	28	475	17.0	75	3
2023	Elon	11	11	14	117	8.4	41	1	30	589	19.6	76	4
2024	Elon	11	10	8	121	15.1	35	0	59	979	16.6	70	8
TOTALS		54	46	23	245	10.7	41	1	165	2,660	16.1	76	19

## CHANDLER BRAYBOY'S COLLEGE RETURN STATISTICS

KICKOFF RETURNS							PUNT RETURNS					
DATE	TEAM	RET.	YDS.	AVG.	LG	TD	NO.	FC	YDS.	AVG.	LG	TD
2019	Elon	0	0	0.0	0	0	0	0	0	0.0	0	0
2020	Elon	7	177	25.3	43	0	0	0	0	0.0	0	0
2021	Elon	3	99	33.0	45	0	0	0	0	0.0	0	0
2022	Elon	14	297	21.2	46	0	0	0	0	0.0	0	0
2023	Elon	16	430	26.9	56	0	1	0	0	0.0	0	0
2024	Elon	16	565	35.3	94	2	0	0	0	0.0	0	0
TOTALS		56	1,568	28.0	94	2	1	0	0	0.0	0	0



# COLLEGE 2024 GAME-BY-GAME STATISTICS (ELON)

DATE	OPPONENT	P/S	RUSHING					RECEIVING					W/L	SCORE
			NO.	YDS.	AVG.	LG	TD	NO.	YDS.	AVG.	LG	TD		
08/30	at Duke	S	1	5	5.0	5	0	6	30	5.0	21	0	L	3-26
09/07	at N.C. Central							DID NOT PLAY (NON-INJURY)					W	41-19
09/14	Western Caro.	S	2	51	25.5	35	0	3	79	26.3	58	1	L	17-24
09/21	ETSU	S	0	0	0.0	0	0	3	44	14.7	17	1	L	14-34
09/28	Richmond	S	1	18	18.0	18	0	6	88	14.7	33	0	L	17-27
10/12	New Hampshire	S	1	7	7.0	7	0	5	72	14.4	32	0	L	10-17
10/19	at UAlbany	P	0	0	0.0	0	0	4	55	13.8	23	0	W	30-14
10/26	at Hampton	S	0	0	0.0	0	0	3	79	26.3	51	1	L	21-41
11/02	Campbell	S	1	13	13.0	13	0	8	183	22.9	66	2	W	50-27
11/09	at William & Mary	S	0	0	0.0	0	0	6	93	15.5	37	1	W	40-36
11/16	Maine	S	1	17	17.0	17	0	3	138	46.0	70	1	W	31-25
11/23	at N.C. A&T	S	1	10	10.0	10	0	12	118	9.8	40	1	W	31-21
2024 TOTALS		11-10	8	121	15.1	35	0	59	979	16.6	70	8	6-6	

# COLLEGE 2024 GAME-BY-GAME STATISTICS (ELON)

DATE	OPPONENT	P/S	KICKOFF RETURNS					PUNT RETURNS					W/L	SCORE
			RET	YDS	AVG	LG	TD	NO	FC	YDS	AVG	LG	TD	
08/30	at Duke	S	2	33	16.5	16	0	0	0	0	0.0	0	0	L
09/07	at N.C. Central							DID NOT PLAY (NON-INJURY)					W	41-19
09/14	Western Caro.	S	0	0	0.0	0	0	0	0	0	0.0	0	0	L
09/21	ETSU	S	1	24	24.0	24	0	0	0	0	0.0	0	0	L
09/28	Richmond	S	0	0	0.0	0	0	0	0	0	0.0	0	0	L
10/12	New Hampshire	S	2	50	25.0	31	0	0	0	0	0.0	0	0	L
10/19	at UAlbany	P	2	187	93.5	94	2	0	0	0	0.0	0	0	W
10/26	at Hampton	S	2	41	20.5	21	0	0	0	0	0.0	0	0	L
11/02	Campbell	S	2	113	56.5	62	0	0	0	0	0.0	0	0	W
11/09	at William & Mary	S	3	69	23.0	27	0	0	0	0	0.0	0	0	W
11/16	Maine	S	1	30	30.0	30	0	0	0	0	0.0	0	0	W
11/23	at N.C. A&T	S	1	18	18.0	18	0	0	0	0	0.0	0	0	W
2024 TOTALS		11-10	16	565	35.3	94	2	0	0	0	0.0	0	0	6-6







## DYAMI BROWN | 5

POSITION: WIDE RECEIVER

HT: 6-0 | WT: 195 | DOB: 11-1-1999

COLLEGE: NORTH CAROLINA

HOMETOWN: CHARLOTTE, N.C.

ACQ: UFA (WAS)-'25

EXP: 5th YEAR

@deuce2\_

@\_dyamibrown

### KEY TRANSACTIONS

- Drafted by Washington in the third round (82nd overall) of the 2021 NFL Draft
- Signed with Jacksonville on 3/13/25

### PRO

#### 2024 (Commanders)

- Set career highs in receptions (30) and receiving yards (308) along with one touchdown reception in 16 games played (three starts)... Appeared in three postseason contests (two starts) and totaled 14 receptions for 229 yards and one touchdown, ranking second in the NFL in postseason receiving yards
- **1/18 at DET:** Caught six passes for 98 yards (16.3 average) in the Divisional Round win, both team highs
- **1/12 at T.B.:** Registered five receptions for 89 yards and a touchdown in his first postseason appearance
- **12/22 vs. PHI:** Posted a career-long 51-yard catch
- **10/6 vs. CLE:** Scored on a 41-yard touchdown reception, his first of the season

#### 2023 (Commanders)

- Played in all 17 games (one start) and caught 12 passes for 168 yards and a touchdown
- **1/7 vs. DAL:** Completed a four-yard pass, becoming the first Commanders non-quarterback to complete a pass since 2020
- **11/12 at SEA:** Totaled two receptions for 41 yards (20.5 average), including a 35-yard touchdown catch

#### 2022 (Commanders)

- Appeared in 15 games and registered five receptions for 143 yards and a career-high two touchdowns
- **10/9 vs. TEN:** Totaled a career-high 105 receiving yards on two catches (52.5 average)... Caught two touchdown passes for the first time, including a career-long 75-yard score

#### 2021 (Commanders)

- Played in 15 games (six starts) as a rookie and caught 12 passes for 165 yards
- **12/16 at DAL:** Posted two receptions for a season-high 53 yards (26.5 average)

### COLLEGE

- Played three seasons (2018-20) at North Carolina
- Totaled 2,306 receiving yards and 21 touchdowns in 33 career games
- In 2020, was named First-Team All-ACC, Third-Team All-American and a Biletnikoff Award Semifinalist after producing 55 receptions for 1,099 yards and eight touchdowns in 11 games
- Played in 13 games in 2019 and caught 51 passes for 1,034 yards (20.3 average) and 12 touchdowns to be named a Third-Team All-ACC selection.... His 12 receiving touchdowns tied a school record and were second-most in the ACC
- Saw action in 10 games (six starts) as a true freshman and caught 17 passes for 173 yards and a touchdown

### PERSONAL

- Attended West Mecklenburg High School (N.C.) where he played both football and basketball
- Caught 41 passes for 631 yards and 10 touchdowns as a senior along with five rushing scores
- Finished his junior year with 199 receiving yards and 14 touchdown receptions while adding five interceptions as a defensive back
- Son of Charles Brown and Tamiko Patterson
- His younger brother, Khafre, is also a wide receiver, and the two were teammates at North Carolina from 2019-20

### DYAMI BROWN'S NFL REGULAR SEASON RUSHING/RECEIVING STATISTICS

DATE	TEAM	GP	GS	RECEIVING					RUSHING				
				NO.	YDS.	AVG.	LG	TD	NO.	YDS.	AVG.	LG	TD
2021	Football Team	15	6	12	165	13.8	48	0	1	-4	-4.0	-4	0
2022	Commanders	15	0	5	143	28.6	75t	2	1	15	15.0	15	0
2023	Commanders	17	1	12	168	14.0	35t	1	1	0	0.0	0	0
2024	Commanders	16	3	30	308	10.3	51	1	3	26	8.7	14	0
NFL TOTALS		63	10	59	784	13.3	75T	4	6	37	6.2	15	0



# DYAMI BROWN'S NFL POSTSEASON RUSHING/RECEIVING STATISTICS

DATE	TEAM	GP	GS	RECEIVING					RUSHING				
				NO.	YDS.	AVG.	LG	TD	NO.	YDS.	AVG.	LG	TD
2024	Commanders	3	2	14	229	16.4	42	1	0	0	0.0	0	0
NFL TOTALS		3	2	14	229	16.4	42	1	0	0	0.0	0	0

## SINGLE-GAME HIGHS: RUSHING/RECEIVING

<b>Rush Attempts</b>	1 vs. Philadelphia Eagles, Oct 29, 2023 1 vs. New York Giants, Dec 18, 2022 ...1 more at 1.	<b>Receiving TDs</b>	2 vs. Tennessee Titans, Oct 09, 2022 1 at Seattle Seahawks, Nov 12, 2023
<b>Rushing Yards</b>	15 vs. New York Giants, Dec 18, 2022	<b>All-Purpose Yards</b>	105 vs. Tennessee Titans, Oct 09, 2022 53 at Dallas Cowboys, Dec 26, 2021
<b>Longest Runs</b>	15 vs. New York Giants, Dec 18, 2022	<b>Special Teams Tackles</b>	1 at Los Angeles Rams, Dec 17, 2023 1 vs. Miami Dolphins, Dec 03, 2023 ...5 more at 1.
<b>Receptions</b>	3 at Denver Broncos, Sep 17, 2023 3 vs. Kansas City Chiefs, Oct 17, 2021 ...1 more at 3.	<b>Most TDs</b>	2 vs. Tennessee Titans, Oct 09, 2022 1 at Seattle Seahawks, Nov 12, 2023
<b>Receiving Yards</b>	105 vs. Tennessee Titans, Oct 09, 2022 53 at Dallas Cowboys, Dec 26, 2021	<b>Miscellaneous Tackles</b>	1 at New York Jets, Dec 24, 2023 1 vs. Buffalo Bills, Sep 24, 2023
<b>Receiving Average</b>	11.3 vs. New York Giants, Sep 16, 2021 10.0 vs. Kansas City Chiefs, Oct 17, 2021	<b>Scrimmage Yards</b>	105 vs. Tennessee Titans, Oct 09, 2022 53 at Dallas Cowboys, Dec 26, 2021
<b>Longest Receptions</b>	75t vs. Tennessee Titans, Oct 09, 2022 48 at Dallas Cowboys, Dec 26, 2021		

## 100-YARD RECEIVING GAMES (1): REGULAR SEASON

DATE	TEAM	NO.	YDS.	AVG.	LG	TD
10/09/22	TITANS	2	105	52.5	75t	2

## 2024 GAME-BY-GAME REGULAR-SEASON STATISTICS (COMMANDERS)

DATE	OPPONENT	P/S	RECEIVING					RUSHING					W/L	SCORE
			NO.	YDS.	AVG.	LG	TD	NO.	YDS.	AVG.	LG	TD		
09/08	at Buccaneers	P	0	0	0.0	0	0	0	0	0.0	0	0	L	20-37
09/15	Giants	S	2	17	8.5	12	0	0	0	0.0	0	0	W	21-18
09/23	at Bengals	P	2	16	8.0	8	0	0	0	0.0	0	0	W	38-33
09/29	at Cardinals	P	1	4	4.0	4	0	0	0	0.0	0	0	W	42-14
10/06	Browns	P	2	57	28.5	41t	1	0	0	0.0	0	0	W	34-13
10/13	at Ravens	P	1	11	11.0	11	0	0	0	0.0	0	0	L	23-30
10/20	Panthers	P	1	23	23.0	23	0	0	0	0.0	0	0	W	40-7
10/27	Bears	P	1	6	6.0	6	0	0	0	0.0	0	0	W	18-15
11/03	at Giants	P	1	24	24.0	24	0	0	0	0.0	0	0	W	27-22
11/10	Steelers	P	2	-13	-6.5	-2	0	0	0	0.0	0	0	L	27-28
11/14	at Eagles	P	1	4	4.0	4	0	0	0	0.0	0	0	L	18-26
11/24	Cowboys	P	2	22	11.0	20	0	1	14	14.0	14	0	L	26-34
12/01	Titans	P	4	35	8.8	13	0	1	4	4.0	4	0	W	42-19
12/15	at Saints	P	3	30	10.0	16	0	0	0	0.0	0	0	W	20-19
12/22	Eagles	S	4	56	14.0	51	0	0	0	0.0	0	0	W	36-33
12/29	Falcons						INACTIVE						W	30-24+
01/05	at Cowboys	S	3	16	5.3	11	0	1	8	8.0	8	0	W	23-19
2024 TOTALS		16-3	30	308	10.3	51	1	3	26	8.7	14	0	12-5	

+ - Overtime

## 2024 GAME-BY-GAME POSTSEASON STATISTICS (COMMANDERS)

DATE	OPPONENT	P/S	RECEIVING					RUSHING					W/L	SCORE
			NO.	YDS.	AVG.	LG	TD	NO.	YDS.	AVG.	LG	TD		
01/12	at Buccaneers	P	5	89	17.8	30	1	0	0	0.0	0	0	W	23-20
01/18	at Lions	S	6	98	16.3	42	0	0	0	0.0	0	0	W	45-31
01/26	at Eagles	S	3	42	14.0	24	0	0	0	0.0	0	0	L	23-55
2024 TOTALS		3-2	14	229	16.4	42	1	0	0	0.0	0	0	2-1	





# MONTARIC BROWN | 30

**POSITION:** CORNERBACK  
**HT:** 6-0 | **WT:** 190 | **DOB:** 8-24-1999  
**COLLEGE:** ARKANSAS  
**HOMETOWN:** ASHDOWN, ARK.  
**ACQ:** D7-'22  
**EXP:** 4th YEAR

lockdown\_2121  
 montaric\_brown

## KEY TRANSACTIONS

- Originally selected by Jacksonville in the seventh round (222nd overall) in the 2022 draft

## PRO

### 2024 (Jaguars)

- Appeared in 17 games and made 10 starts... Posted 75 tackles (55 solo), eight passes defended, six tackles for loss and one interception, all career-highs... One of five players in the NFL with 75-plus tackles, eight-plus passes defended, six-plus tackles for loss and an interception (CB Byron Murphy, LB Daiyan Henley, S Brian Branch and CB Jarvis Brownlee Jr.) in 2024
- 11/10 vs. MIN:** Recorded two solo tackles, one pass defended and one interception... His interception was the first of his career
- 9/29 at HOU:** Started at cornerback and added eight tackles (five solo), a single-game career-high three passes defended and one tackle for loss... Became the sixth player in franchise history and first since CB Aaron Colvin on Nov. 19, 2015, to record five-plus tackles, three-plus passes defended and one-or-more tackles for loss in a single game
- 9/15 vs. CLE:** Started at cornerback and recorded a single-game career-high 11 tackles (all solo) and two tackles for loss

### 2023 (Jaguars)

- Played in 12 games (six starts) and recorded 34 tackles (25 solo) and four passes defended
- 12/10 at CLE:** Started at cornerback and posted seven solo tackles and one pass defended
- 11/19 vs. TEN:** Started at cornerback and recorded six total tackles (four solo) with one pass defended
- 10/19 at N.O.:** Started at cornerback and posted four total tackles (three solo) and two passes defended... His pass defended on fourth-and-six with 25 seconds left in the game sealed the victory for the Jaguars

### 2022 (Jaguars)

- Saw action in eight games with one start, posting five tackles (four solo) on defense and one special teams tackle
- 11/13 at K.C.:** Saw action on defense and special teams and recorded three solo tackles
- 11/6 vs. L.V.:** Saw action on defense and posted two total tackles
- 9/25 at LAC:** Saw action on four special teams snaps in his regular-season NFL debut

## COLLEGE

- Started all 13 games for the Razorbacks in his final season, leading the Southeastern Conference with five interceptions and making 54 total tackles to earn First-Team All-SEC honors... His five interceptions were the most by a Razorback since Tramain Thomas in 2011
- As a junior, played and started in eight games at cornerback... Logged 31 tackles (20 solo) with 2.0 tackles for loss, one interception and one forced fumble... Led the team with six passes broken up
- Started all 10 games at cornerback he played in for the Razorbacks in 2019... Totaled 760 plays, according to Pro Football Focus, with 659 snaps on defense, also seeing time on Arkansas' various special teams units... Recorded 39 total tackles (25 solo and one for loss) as well as three pass breakups, an interception and a fumble recovery
- Played in 11 games, starting three for the Razorbacks as a freshman... Recorded nine tackles (eight solo) with one pass breakup

## PERSONAL

- No. 1 ranked player in Arkansas after his senior year of high school
- Chose Arkansas over Alabama, Auburn, LSU, Oklahoma, Oklahoma State, Baylor and Missouri
- His favorite athlete growing up was Sean Taylor

## MONTARIC BROWN'S NFL REGULAR SEASON DEFENSIVE STATISTICS

			TACKLES								INTERCEPTIONS							O. FUMB				ST				MISC			
DATE	TEAM	GP	GS	TK	S	A	TFL	YDS	SK	YDS	QBH	NO	YDS	LG	TD	PD	FF	FR	TD	YDS	TK	S	A	FF	FR	S	A		
2022	Jaguars	8	1	5	4	1	0	0	0.0	0.0	0	0	0	0	0	0	0	0	0	0	1	0	1	0	0	0	0		
2023	Jaguars	12	6	34	25	9	0	0	0.0	0.0	0	0	0	0	0	4	0	0	0	0	0	0	0	0	0	0	0		
2024	Jaguars	17	10	75	55	20	6	13	0.0	0.0	0	1	0	0	0	8	0	0	0	0	0	0	0	0	0	0	0		
NFL TOTALS		37	17	114	84	30	6	13	0.0	0.0	0	1	0	0	0	12	0	0	0	0	1	0	1	0	0	0	0		





**SINGLE-GAME HIGHS: DEFENSIVE**

<b>Total Tackles</b>	11 vs. Cleveland Browns, Sep 15, 2024 8 vs. Indianapolis Colts, Oct 06, 2024 ...1 more at 8.	<b>Tackles For Loss</b>	2 vs. Green Bay Packers, Oct 27, 2024 2 vs. Cleveland Browns, Sep 15, 2024
<b>Solo Tackles</b>	11 vs. Cleveland Browns, Sep 15, 2024 7 at Cleveland Browns, Dec 10, 2023	<b>Interceptions</b>	1 vs. Minnesota Vikings, Nov 10, 2024
<b>Passes Defensed</b>	3 at Houston Texans, Sep 29, 2024 2 at Tennessee Titans, Dec 08, 2024 ...1 more at 2.		

**2024 GAME-BY-GAME REGULAR-SEASON STATISTICS (JAGUARS)**

			TACKLES								INTERCEPTIONS					O. FUMB				ST					MISC				
DATE	OPPONENT	P/S	TK	S	A	SK	YDS	TFL	YDS	QBH	NO	YDS	LG	TD	PD	FF	FR	TD	YDS	TK	S	A	FF	FR	S	A	W/L	SCORE	
09/08	at Dolphins	P	3	2	1	0.0	0.0	0	0	0	0	0	0	0	0	0	0	0	0	0	0	0	0	0	0	0	L	17-20	
09/15	Browns	S	11	11	0	0.0	0.0	2	3	0	0	0	0	0	0	0	0	0	0	0	0	0	0	0	0	0	L	13-18	
09/23	at Bills	S	7	4	3	0.0	0.0	0	0	0	0	0	0	0	0	0	0	0	0	0	0	0	0	0	0	0	L	10-47	
09/29	at Texans	S	8	5	3	0.0	0.0	1	2	0	0	0	0	0	3	0	0	0	0	0	0	0	0	0	0	0	L	20-24	
10/06	Colts	S	8	4	4	0.0	0.0	0	0	0	0	0	0	0	0	0	0	0	0	0	0	0	0	0	0	0	W	37-34	
10/13	at Bears	S	7	5	2	0.0	0.0	0	0	0	0	0	0	0	0	0	0	0	0	0	0	0	0	0	0	0	L	16-35	
10/20	Patriots	P	1	1	0	0.0	0.0	0	0	0	0	0	0	0	0	0	0	0	0	0	0	0	0	0	0	0	W	32-16	
10/27	Packers	P	4	4	0	0.0	0.0	2	5	0	0	0	0	0	0	0	0	0	0	0	0	0	0	0	0	0	L	27-30	
11/03	at Eagles	P	0	0	0	0.0	0.0	0	0	0	0	0	0	0	0	0	0	0	0	0	0	0	0	0	0	0	L	23-28	
11/10	Vikings	P	2	2	0	0.0	0.0	0	0	0	1	0	0	0	1	0	0	0	0	0	0	0	0	0	0	0	L	7-12	
11/17	at Lions	P	5	2	3	0.0	0.0	0	0	0	0	0	0	0	0	0	0	0	0	0	0	0	0	0	0	0	L	6-52	
12/01	Texans	P	2	2	0	0.0	0.0	0	0	0	0	0	0	0	1	0	0	0	0	0	0	0	0	0	0	0	L	20-23	
12/08	at Titans	S	5	4	1	0.0	0.0	0	0	0	0	0	0	0	2	0	0	0	0	0	0	0	0	0	0	0	W	10-6	
12/15	Jets	S	0	0	0	0.0	0.0	0	0	0	0	0	0	0	0	0	0	0	0	0	0	0	0	0	0	0	L	25-32	
12/22	at Raiders	S	2	2	0	0.0	0.0	1	3	0	0	0	0	0	0	0	0	0	0	0	0	0	0	0	0	0	L	14-19	
12/29	Titans	S	7	5	2	0.0	0.0	0	0	0	0	0	0	0	1	0	0	0	0	0	0	0	0	0	0	0	W	20-13	
01/05	at Colts	S	3	2	1	0.0	0.0	0	0	0	0	0	0	0	0	0	0	0	0	0	0	0	0	0	0	0	L	23-26+	
2024 TOTALS		17-10	75	55	20	0.0	0.0	6	13	0	1	0	0	0	8	0	0	0	0	0	0	0	0	0	0	0	4-13		

+ - Overtime





# TYSON CAMPBELL | 3

POSITION: CORNERBACK

HT: 6-1 | WT: 195 | DOB: 3-17-2000

COLLEGE: GEORGIA

HOMETOWN: MIRAMAR, FLA.

ACQ: D2-'21

EXP: 5th YEAR

 @tysoncampbell\_

 @tysoncampbell\_

## KEY TRANSACTIONS

- Originally drafted by Jacksonville in the second round (33rd overall) in the 2021 draft
- Signed a contract extension with Jacksonville on 7/23/24

## PRO

### 2024 (Jaguars)

- Started in all 12 games in which he appeared... Recorded 59 tackles (42 solo), six passes defended and two tackles for loss
- **1/5 at IND:** Started at cornerback and posted six tackles (four solo) and one pass defended... Logged his 36th-career pass defended to rank sixth among cornerbacks and tied-10th overall in franchise history
- **12/15 vs. NYJ:** Started at cornerback and led the team with six solo tackles plus one pass defended
- **11/10 vs. MIN:** Registered a career-high-tying nine tackles (four solo), one tackle for loss and one pass defended... Became one of four defensive backs in franchise history with nine-plus tackles, a tackle for loss and a pass defended in a single game

### 2023 (Jaguars)

- Started 11 games... Recorded 61 tackles (42 solo), five passes defended, two tackles for loss, one forced fumble and one interception
- **12/31 vs. CAR:** Started at cornerback and played all 54 defensive snaps... Recorded eight total tackles (six solo), one tackle for loss and one pass defended
- **10/1 vs. ATL:** Started at cornerback and posted six total tackles (five solo) and two passes defended... Played all 58 defensive snaps and three snaps on special teams
- **9/10 at IND:** Started at cornerback and recorded one interception, marking his sixth-career interception and second in a season opener... Posted one forced fumble for the second time in his career... Recorded six solo tackles and a pass defended

### 2022 (Jaguars)

- Started in all 17 regular season games and both postseason games... In the regular season, he posted 70 tackles (55 solo), a career-high 15 passes defended, a career-high three interceptions, including one 29-yard return, two tackles for loss, two fumble recoveries and one forced fumble... In the postseason, he totaled six tackles (five solo)
- **1/1 at HOU:** Started at cornerback and recorded three tackles (two solo) and one fumble recovery that he returned for his first career touchdown to put the Jaguars ahead 21-0
- **10/16 at IND:** Started at cornerback and recorded seven tackles (seven solo), three passes defended, and one forced fumble... Surpassed 100 tackles for his career (101 total tackles)
- **9/11 at WAS:** Started at cornerback and recorded three tackles (two solo) and his third career interception... Became the first Jaguars player since 2020 (S Andrew Wingard and CB CJ Henderson) to record an interception in Week 1

### 2021 (Jaguars)

- Concluded his rookie season with 14 starts in 15 games played... Had 73 total tackles, two interceptions and 10 passes defended
- **12/19 vs. HOU:** Started at cornerback and recorded his second INT of the season, becoming the first Jaguars rookie cornerback since 2016 (Jalen Ramsey) to record at least two INTs in a season... Finished with four tackles, two passes defended and one INT
- **11/28 vs. ATL:** Started at cornerback and posted the first INT of his career when he picked off Falcons QB Matt Ryan with 19 seconds remaining in the first half... Finished the game with three tackles, three passes defended and one INT, becoming the fourth Jaguars rookie in the last 20 years to record at least three passes defended and one INT in a single game

## COLLEGE

- Played in 33 games at Georgia, including 30 starts, and recorded 89 tackles, 11 passes defended, three fumble recoveries, one interception and one forced fumble
- In 2018 against Missouri, he forced, recovered and returned a first-quarter fumble for a 64-yard touchdown

## PERSONAL

- In July 2024, participated in a mission trip to Zimbabwe
- On June 10, 2023, hosted his first football camp with 300 local youth football athletes
- 2A state champion in the 100 meters and 200 meters
- Led American Heritage High School to a 50-5 record, including undefeated seasons as state champions in his junior and senior campaigns



# TYSON CAMPBELL'S NFL REGULAR SEASON DEFENSIVE STATISTICS

JAGUARS																													
					TACKLES						INTERCEPTIONS						O. FUMB						ST				MISC		
DATE	TEAM	GP	GS	TK	S	A	TFL	YDS	SK	YDS	QBH	NO	YDS	LG	TD	PD	FF	FR	TD	YDS	TK	S	A	FF	FR	S	A		
2021	Jaguars	15	14	73	49	24	2	4	0.0	0.0	0	2	3	3	0	10	0	0	0	0	0	0	0	0	0	0	0		
2022	Jaguars	17	17	70	55	15	2	9	0.0	0.0	0	3	32	29	0	15	1	2	1	12	0	0	0	0	0	0	0		
2023	Jaguars	11	11	61	42	19	2	5	0.0	0.0	0	1	0	0	0	5	1	0	0	0	0	0	0	0	0	0	0		
2024	Jaguars	12	12	59	42	17	2	6	0.0	0.0	0	0	0	0	0	6	0	0	0	0	0	0	0	0	0	0	0		
NFL TOTALS		55	54	263	188	75	8	24	0.0	0.0	0	6	35	29	0	36	2	2	1	12	0	0	0	0	0	0	0		

# TYSON CAMPBELL'S NFL POSTSEASON DEFENSIVE STATISTICS

		TACKLES										INTERCEPTIONS						O. FUMB				ST				MISC			
DATE	TEAM	GP	GS	TK	S	A	TFL	YDS	SK	YDS	QBH	NO	YDS	LG	TD	PD	FF	FR	TD	YDS	TK	S	A	FF	FR	S	A		
2022	Jaguars	2	2	6	5	1	0	0	0.0	0.0	0	0	0	0	0	0	0	0	0	0	0	0	0	0	0	0	0		
NFL TOTALS		2	2	6	5	1	0	0	0.0	0.0	0	0	0	0	0	0	0	0	0	0	0	0	0	0	0	0	0		

## SINGLE-GAME HIGHS: DEFENSIVE

<b>Total Tackles</b>	9 vs. Minnesota Vikings, Nov 10, 2024	<b>Tackles For Loss</b>	1 vs. Minnesota Vikings, Nov 10, 2024
	9 at Cincinnati Bengals, Sep 30, 2021		1 at Miami Dolphins, Sep 08, 2024
<b>Solo Tackles</b>	7 vs. Carolina Panthers, Dec 31, 2023	<b>Interceptions</b>	...6 more at 1.
	7 at New York Jets, Dec 22, 2022		1 vs. Tennessee Titans, Jan 07, 2023
<b>Passes Defensed</b>	...1 more at 7.		1 vs. Denver Broncos, Oct 30, 2022
	3 at Tennessee Titans, Dec 11, 2022	<b>Interception Return Yards</b>	...3 more at 1.
<b>Forced Fumbles</b>	3 at Indianapolis Colts, Oct 16, 2022		29 vs. Tennessee Titans, Jan 07, 2023
	...1 more at 3.	<b>Longest Opp Fumble Return</b>	3 at Washington Commanders, Sep 11, 2022
<b>Fumble Recoveries</b>	1 at Indianapolis Colts, Sep 10, 2023		...1 more at 3.
	1 at Indianapolis Colts, Oct 16, 2022		
	1 vs. Baltimore Ravens, Nov 27, 2022		

## SINGLE-GAME HIGHS - POSTSEASON: DEFENSIVE

<b>Total Tackles</b>	4 vs. Los Angeles Chargers, Jan 14, 2023	<b>Solo Tackles</b>	3 vs. Los Angeles Chargers, Jan 14, 2023
	2 at Kansas City Chiefs, Jan 21, 2023		2 at Kansas City Chiefs, Jan 21, 2023


## 2024 GAME-BY-GAME REGULAR-SEASON STATISTICS (JAGUARS)

			TACKLES								INTERCEPTIONS						O. FUMB				ST					MISC			
DATE	OPPONENT	P/S	TK	S	A	SK	YDS	TFL	YDS	QBH	NO	YDS	LG	TD	PD	FF	FR	TD	YDS	TK	S	A	FF	FR	S	A	W/L	SCORE	
09/08	at Dolphins	S	3	3	0	0.0	0.0	1	3	0	0	0	0	0	0	0	0	0	0	0	0	0	0	0	0	0	L	17-20	
09/15	Browns										INJURED RESERVE																	L	13-18
09/23	at Bills										INJURED RESERVE																	L	10-47
09/29	at Texans										INJURED RESERVE																	L	20-24
10/06	Colts										INJURED RESERVE																	W	37-34
10/13	at Bears										INJURED RESERVE - DESIGNATED FOR RETURN																	L	16-35
10/20	Patriots										INJURED RESERVE - DESIGNATED FOR RETURN																	W	32-16
10/27	Packers	S	3	2	1	0.0	0.0	0	0	0	0	0	0	0	0	0	0	0	0	0	0	0	0	0	0	0	L	27-30	
11/03	at Eagles	S	5	4	1	0.0	0.0	0	0	0	0	0	0	0	0	0	0	0	0	0	0	0	0	0	0	0	L	23-28	
11/10	Vikings	S	9	4	5	0.0	0.0	1	3	0	0	0	0	0	1	0	0	0	0	0	0	0	0	0	0	0	L	7-12	
11/17	at Lions	S	8	5	3	0.0	0.0	0	0	0	0	0	0	0	0	0	0	0	0	0	0	0	0	0	0	0	L	6-52	
12/01	Texans	S	3	3	0	0.0	0.0	0	0	0	0	0	0	0	0	0	0	0	0	0	0	0	0	0	0	0	L	20-23	
12/08	at Titans	S	3	1	2	0.0	0.0	0	0	0	0	0	0	0	1	0	0	0	0	0	0	0	0	0	0	0	W	10-6	
12/15	Jets	S	6	6	0	0.0	0.0	0	0	0	0	0	0	0	1	0	0	0	0	0	0	0	0	0	0	0	L	25-32	
12/22	at Raiders	S	5	4	1	0.0	0.0	0	0	0	0	0	0	0	1	0	0	0	0	0	0	0	0	0	0	0	L	14-19	
12/29	Titans	S	5	5	0	0.0	0.0	0	0	0	0	0	0	0	0	0	0	0	0	0	0	0	0	0	0	0	W	20-13	
01/05	at Colts	S	6	4	2	0.0	0.0	0	0	0	0	0	0	0	1	0	0	0	0	0	0	0	0	0	0	0	L	23-26+	
2024 TOTALS		11-11	56	41	15	0.0	0.0	2	6	0	0	0	0	0	5	0	0	0	0	0	0	0	0	0	0	0	4-13		

+ - Overtime







# CAM CAMPER | 17

POSITION: WIDE RECEIVER  
HT: 6-3 | WT: 197 | DOB: 8-21-2001  
COLLEGE: BOISE STATE  
HOMETOWN: LANCASTER, TEXAS  
ACQ: UDFA-'25  
EXP: R

@eL.oe

## KEY TRANSACTIONS

- Originally signed by Jacksonville as an undrafted free agent following the 2025 draft

## COLLEGE

- Played five seasons at Trinity Valley Community College (2020-21), Indiana (2022-23) and Boise State (2024)
- Named Honorable Mention All-Mountain West in 2024 after leading the Broncos in receptions (58) and receiving yards (903)... His 41 receptions of 10-plus yards were the third most in the Mountain West and 20th in the NCAA
- In 2023 at Indiana, saw action in eight games (seven starts) and caught 17 passes for 285 yards and one score
- Indiana's leading receiver with 569 yards receiving on 46 catches (two touchdowns) in eight games in 2022... His 156 receiving yards in his Indiana debut were the most by a Hoosier in a debut in program history

## PERSONAL

- Attended Lancaster High School (Lancaster, Texas)
- Two-sport athlete, playing football and basketball
- Majored in kinesiology


## CAM CAMPER'S COLLEGE RUSHING/RECEIVING STATISTICS

DATE	TEAM	GP	GS	RUSHING					RECEIVING				
				NO.	YDS.	AVG.	LG	TD	NO.	YDS.	AVG.	LG	TD
2022	Indiana	8	7	0	0	0.0	0	0	46	569	12.4	40	2
2023	Indiana	12	7	0	0	0.0	0	0	17	285	16.8	41	1
2024	Boise St.	14	6	0	0	0.0	0	0	58	903	15.6	53	4
TOTALS		34	20	0	0	0.0	0	0	121	1,757	14.5	53	7

## COLLEGE 2024 GAME-BY-GAME STATISTICS (BOISE ST.)

DATE	OPPONENT	P/S	RUSHING					RECEIVING					W/L	SCORE
			NO.	YDS.	AVG.	LG	TD	NO.	YDS.	AVG.	LG	TD		
08/31	at Ga. Southern	S	0	0	0.0	0	0	4	99	24.8	53	0	W	56-45
09/07	at Oregon	P	0	0	0.0	0	0	4	52	13.0	21	1	L	34-37
09/21	Portland St.	P	0	0	0.0	0	0	2	70	35.0	52	2	W	56-14
09/28	Washington St.	S	0	0	0.0	0	0	3	50	16.7	28	0	W	45-24
10/05	Utah St.	S	0	0	0.0	0	0	5	59	11.8	18	1	W	62-30
10/12	at Hawaii	S	0	0	0.0	0	0	7	111	15.9	32	0	W	28-7
10/25	at UNLV	P	0	0	0.0	0	0	3	36	12.0	19	0	W	29-24
11/01	San Diego St.	S	0	0	0.0	0	0	4	50	12.5	16	0	W	56-24
11/09	Nevada	P	0	0	0.0	0	0	2	46	23.0	38	0	W	28-21
11/16	at San Jose St.	P	0	0	0.0	0	0	6	92	15.3	29	0	W	42-21
11/23	at Wyoming	P	0	0	0.0	0	0	5	73	14.6	23	0	W	17-13
11/29	Oregon St.	P	0	0	0.0	0	0	6	73	12.2	20	0	W	34-18
12/06	UNLV	S	0	0	0.0	0	0	4	26	6.5	12	0	W	21-7
12/31	Penn St.	P	0	0	0.0	0	0	3	66	22.0	45	0	L	14-31
2024 TOTALS		14-6	0	0	0.0	0	0	58	903	15.6	53	4	12-2	





# JAMES CARPENTER | 99

POSITION: DEFENSIVE LINEMAN

HT: 6-2 | WT: 288 | DOB: 5-31-2001

COLLEGE: INDIANA

HOMETOWN: ROANOKE, VA.

ACQ: UDFA-25

EXP: R

@JCarpenter08

@james\_carpenter0

## KEY TRANSACTIONS

- Originally signed by Jacksonville as an undrafted free agent following the 2025 draft

## COLLEGE

- Appeared in 53 career games (50 starts) at James Madison (2019-23) and Indiana (2024)
- Two-time finalist for the Burlsworth Trophy (2023, 2024) after starting his career as a walk-on
- Earned Honorable Mention All-Big Ten honors in 2024 as part of a defense that set program bests for games holding an opponent under 100-yards rushing (eight), fewest yards rushing allowed (1,043), lowest opponent scoring average (15.6), fewest yards of total offense (3,332) and total offense per game (256.3)
- Named Second-Team All-Sun Belt in 2023 after logging 53 tackles, nine tackles for loss, 4.0 sacks, two fumble recoveries, a forced fumble and an interception
- Registered 52 tackles with 11.5 tackles for loss and 5.5 sacks in 2022 to be tabbed Second-Team All-Sun Belt

## PERSONAL

- Two-way lineman at Roanoke Catholic High School (Va.)
- Tabbed Virginia Independent Schools Athletic Association First-Team All-State on both offense and defense as a junior and senior
- Also lettered in basketball, lacrosse and track and field
- Named First-Team All-State in lacrosse
- Broke the school record in shot put (45'8") and finished No. 2 at the VISAA State Championship... Helped RCHS to the VISAA state track championship as a senior


## JAMES CARPENTER'S COLLEGE DEFENSIVE STATISTICS

		TACKLES									INTERCEPTIONS							O. FUMB					ST				MISC	
DATE	TEAM	GP	GS	TK	S	A	TFL	YDS	SK	YDS	QBH	NO	YDS	LG	TD	PD	FF	FR	TD	YDS	TK	S	A	FF	FR	S	A	
2019	James Madison	1	0	0	0	0	0.0	0.0	0.0	0.0	0	0	0	0	0	0	0	0	0	0	0	0	0	0	0	0	0	
2020	James Madison	8	7	21	7	14	5.0	22.0	2.0	12.0	1	1	6	6	0	1	0	0	0	0	0	0	0	0	0	0	0	
2021	James Madison	7	6	15	3	12	2.5	5.0	0.0	0.0	0	0	0	0	0	1	0	0	0	0	0	0	0	0	0	0	0	
2022	James Madison	11	11	51	15	36	11.0	46.0	5.5	34.0	2	0	0	0	0	3	0	0	0	0	0	0	0	0	0	0	0	
2023	James Madison	13	13	53	22	31	9.5	43.0	4.0	31.0	7	1	36	36	0	4	1	2	0	0	0	0	0	0	0	0	0	
2024	Indiana	12	12	38	20	18	11.5	55.0	6.0	46.0	5	0	0	0	0	2	0	0	0	0	0	0	0	0	0	0	0	
TOTALS		52	49	178	67	111	39.5	171.0	17.5	123.0	15	2	42	36	0	11	1	2	0	0	0	0	0	0	0	0	0	

## COLLEGE 2024 GAME-BY-GAME STATISTICS (INDIANA)



			TACKLES								INTERCEPTIONS						O. FUMB				ST					MISC			
DATE	OPPONENT	P/S	TK	S	A	SK	YDS	TFL	YDS	QBH	NO	YDS	LG	TD	PD	FF	FR	TD	YDS	TK	S	A	FF	FR	S	A	W/L	SCORE	
08/31	FIU	S	3	0	3	0.0	0.0	0.5	1.0	0	0	0	0	0	0	0	0	0	0	0	0	0	0	0	0	0	W	31-7	
09/06	Western Ill.	S	0	0	0	0.0	0.0	0.0	0.0	0	0	0	0	0	0	0	0	0	0	0	0	0	0	0	0	0	W	77-3	
09/14	at UCLA	S	3	2	1	1.0	2.0	1.0	2.0	0	0	0	0	0	0	0	0	0	0	0	0	0	0	0	0	0	W	42-13	
09/21	Charlotte	S	0	0	0	0.0	0.0	0.0	0.0	0	0	0	0	0	0	0	0	0	0	0	0	0	0	0	0	0	W	52-14	
09/28	Maryland	S	3	3	0	2.0	21.0	2.0	21.0	0	0	0	0	0	0	0	0	0	0	0	0	0	0	0	0	0	W	42-28	
10/05	at Northwestern	S	4	2	2	0.0	0.0	1.0	1.0	1	0	0	0	0	0	0	0	0	0	0	0	0	0	0	0	0	W	41-24	
10/19	Nebraska	S	3	3	0	0.0	0.0	2.0	3.0	0	0	0	0	0	0	0	0	0	0	0	0	0	0	0	0	0	W	56-7	
10/26	Washington		DID NOT PLAY (NON-INJURY)																							W	31-17		
11/02	at Michigan St.	S	3	2	1	1.0	8.0	1.5	8.0	1	0	0	0	0	0	0	0	0	0	0	0	0	0	0	0	0	W	47-10	
11/09	Michigan	S	3	0	3	0.0	0.0	0.0	0.0	1	0	0	0	0	1	0	0	0	0	0	0	0	0	0	0	0	W	20-15	
11/23	at Ohio St.	S	4	1	3	1.0	10.0	1.0	10.0	0	0	0	0	0	0	0	0	0	0	0	0	0	0	0	0	0	L	15-38	
11/30	Purdue	S	2	1	1	0.0	0.0	0.5	0.0	1	0	0	0	0	0	0	0	0	0	0	0	0	0	0	0	0	W	66-0	
12/20	at Notre Dame	S	7	6	1	1.0	5.0	2.0	9.0	1	0	0	0	0	1	0	0	0	0	0	0	0	0	0	0	0	L	17-27	
2024 TOTALS		12-12	35	20	15	6.0	46.0	11.5	55.0	5	0	0	0	0	2	0	0	0	0	0	0	0	0	0	0	0	11-2		






# JOSHUA CEPHUS | 80

**POSITION:** WIDE RECEIVER  
**HT:** 6-2 | **WT:** 193 | **DOB:** 3-5-2001  
**COLLEGE:** TEXAS AT SAN ANTONIO  
**HOMETOWN:** SPRING, TEXAS  
**ACQ:** UDFA-'24  
**EXP:** 1st YEAR

 @joshua\_cephus  
 @joshuacephus\_



KEY TRANSACTIONS

- Originally signed as an undrafted free agent with Jacksonville on 4/30/24
- Signed to Jacksonville's practice squad on 8/28/24

PRO

2024 (Jaguars)

- Elevated from the practice squad for one game
- 12/8 at TEN:** Saw action at wide receiver in his NFL debut

COLLEGE

- Voted First-Team All-American Athletic Conference and named to the Dave Campbell Texas Football All-Texas College First-Team
- In 2023, he set a school record after he recorded 1,151 receiving yards
- Finished his UTSA career as the program's all-time leader in receptions (313), receiving yards (3,639), and starts (56)

PERSONAL


- Son of Trenesa and Rodney Cephus
- His uncle, Marvin Cephus, played wide receiver with the New Orleans Saints and Philadelphia Eagles
- Has three brothers and one sister

JOSHUA CEPHUS' NFL REGULAR SEASON RUSHING/RECEIVING STATISTICS													
DATE	TEAM	GP	GS	RECEIVING					RUSHING				
				NO.	YDS.	AVG.	LG	TD	NO.	YDS.	AVG.	LG	TD
2024	Jaguars	1	0	0	0	0.0	0	0	0	0	0.0	0	0
NFL TOTALS		1	0	0	0	0.0	0	0	0	0	0.0	0	0

2024 GAME-BY-GAME REGULAR-SEASON STATISTICS (JAGUARS)													
DATE	OPPONENT	P/S	RECEIVING					RUSHING					SCORE
			NO.	YDS.	AVG.	LG	TD	NO.	YDS.	AVG.	LG	TD	
09/08	at Dolphins							PRACTICE SQUAD					L 17-20
09/15	Browns							PRACTICE SQUAD					L 13-18
09/23	at Bills							PRACTICE SQUAD					L 10-47
09/29	at Texans							PRACTICE SQUAD					L 20-24
10/06	Colts							PRACTICE SQUAD					W 37-34
10/13	at Bears							PRACTICE SQUAD					L 16-35
10/20	Patriots							PRACTICE SQUAD					W 32-16
10/27	Packers							PRACTICE SQUAD					L 27-30
11/03	at Eagles							PRACTICE SQUAD					L 23-28
11/10	Vikings							PRACTICE SQUAD					L 7-12
11/17	at Lions							PRACTICE SQUAD					L 6-52
12/01	Texans							PRACTICE SQUAD					L 20-23
12/08	at Titans							PRACTICE SQUAD					W 10-6
12/15	Jets							PRACTICE SQUAD					L 25-32
12/22	at Raiders							PRACTICE SQUAD					L 14-19
12/29	Titans							PRACTICE SQUAD					W 20-13
01/05	at Colts							PRACTICE SQUAD					L 23-26+
2024 TOTALS		0-0	0	0	0.0	0	0	0	0	0.0	0	0	4-13

+ - Overtime





## EZRA CLEVELAND | 76

POSITION: OFFENSIVE LINEMAN

HT: 6-6 | WT: 312 | DOB: 5-8-1998

COLLEGE: BOISE STATE

HOMETOWN: SPANAWAY, WASH.

ACQ: T (MIN)-'23

EXP: 6th YEAR

 @ezra508

 @ezra\_cleveland

### KEY TRANSACTIONS

- Selected by Minnesota in the second round (No. 58 overall) in the 2020 NFL Draft
- Acquired via trade by Jacksonville on 10/31/23
- Re-signed with Jacksonville on 3/7/24

### PRO

#### 2024 (Jaguars)

- Started at left guard in all 15 games in which he appeared
- **12/15 vs. NYJ:** Started at left guard and played all 84 offensive snaps
- **12/1 vs. HOU:** Started at left guard and played all 70 offensive snaps
- **10/6 vs. IND:** Started at left guard and played all 58 offensive snaps... Blocked for QB Trevor Lawrence to throw for a career-high 371 yards and was part of an offensive line that allowed no sacks

#### 2023 (Jaguars)

- Participated in nine games with five starts
- **1/7 at TEN:** Started at left guard and played all 71 offensive snaps and four snaps on special teams
- **12/24 at T.B.:** Started at left guard and played all 66 offensive snaps and one snap on special teams
- **12/4 vs. CIN:** Started at left guard and played all 69 offensive snaps... Saw action on six special teams plays

#### 2023 (Vikings)

- Started six games at left guard before leaving the game in Week 6 at Chicago (10/15) with an injury

#### 2022 (Vikings)

- Started all 17 games at left guard

#### 2021 (Vikings)

- Started all 17 games at left guard and played all 1,082 offensive snaps

#### 2020 (Vikings)

- Appeared in 13 games (nine starts) at right guard for the Vikings offense

### COLLEGE

- Started in all 40 of his college games after redshirting in 2016
- Two-time First-Team All-Mountain West (2018 and 2019) and honorable mention in 2017 as a redshirt freshman
- Part of a Boise State team that played in the Mountain West Championship Game each season, winning the conference title in 2017 and 2019
- Helped Broncos to 12-2 mark in 2019, with the only losses coming at BYU and in the Las Vegas Bowl to Washington
- Squad went 10-3 in 2018 and 11-3 in 2017, winning the Las Vegas Bowl over Oregon
- Blocked for Mountain West Freshman of the Year, RB George Holani, in 2019
- During his time as a Bronco, he helped extend the team's streak of having a 1,000-yard rusher to 12 consecutive seasons
- Protected Mountain West Player of the Year, QB Brett Rypien, and the nation's 18th-ranked passing offense (292 yards per game) in 2018
- Started 14 games as a redshirt freshman while the Broncos finished second in the Mountain West in scoring (32.5 points per game)

### PERSONAL

- Earned Academic All-Mountain West honors in 2017
- One of 58 players who virtually attended the 2020 NFL Draft
- Highest-drafted Boise State Bronco since Leighton Vander Esch was selected by Dallas in the first round of the 2018 NFL Draft
- Led the OL group at the NFL Combine with his 4.46 20-yard shuttle and 7.26 3-cone drill... Ran a 4.93 40-yard dash (third among OL) and 30 bench press reps (fifth among OL)
- Majored in construction management
- Born three weeks premature, but weighed 11 pounds at birth
- Grew up in Spanaway, Washington, a suburb of Tacoma



### EZRA CLEVELAND'S NFL REGULAR SEASON STATISTICS

DATE	TEAM	GP	GS
2020	Vikings	13	9
2021	Vikings	17	17
2022	Vikings	17	17
2023	Vikings	6	6
Went from <b>Minnesota</b> to <b>Jacksonville</b> .			
2023	Jaguars	9	5
2023	TOTAL	15	11
2024	Jaguars	15	15
<b>NFL TOTALS</b>		<b>77</b>	<b>69</b>

### EZRA CLEVELAND'S NFL POSTSEASON STATISTICS


DATE	TEAM	GP	GS
2022	Vikings	1	1
<b>NFL TOTALS</b>		<b>1</b>	<b>1</b>

### 2024 GAME-BY-GAME REGULAR-SEASON STATISTICS (JAGUARS)

DATE	OPPONENT	P/S		W/L	SCORE
09/08	at Dolphins	S		L	17-20
09/15	Browns	S		L	13-18
09/23	at Bills	S		L	10-47
09/29	at Texans	S		L	20-24
10/06	Colts	S		W	37-34
10/13	at Bears	S		L	16-35
10/20	Patriots	S		W	32-16
10/27	Packers	S		L	27-30
11/03	at Eagles		ON INACTIVE LIST	L	23-28
11/10	Vikings		ON INACTIVE LIST	L	7-12
11/17	at Lions	S		L	6-52
12/01	Texans	S		L	20-23
12/08	at Titans	S		W	10-6
12/15	Jets	S		L	25-32
12/22	at Raiders	S		L	14-19
12/29	Titans	S		W	20-13
01/05	at Colts	S		L	23-26+
<b>2024 TOTALS</b>		<b>15-15</b>		<b>4-13</b>	

+ - Overtime





# MYLES COLE | 59

POSITION: DEFENSIVE END  
HT: 6-6 | WT: 278 | DOB: 4-29-2000  
COLLEGE: TEXAS TECH  
HOMETOWN: SHREVEPORT, LA.  
ACQ: D7-'24  
EXP: 2nd YEAR

@mdoc55  
 @\_mc.5\_

## KEY TRANSACTIONS

- Originally drafted by Jacksonville in the seventh round (236th overall) in the 2024 draft

## PRO

### 2024 (Jaguars)

- Saw action in eight games in his rookie season... Tallied eight tackles (four solo) and one tackle for loss
- 12/22 at L.V.:** Saw action at defensive end and recorded two solo tackles and one tackle for loss
- 11/17 at DET:** Saw action at defensive end and recorded a career-high three tackles

## COLLEGE

- Honorable All-Big 12 selection by the conference coaches
- Participated in the East-West Shrine Bowl and Reese's Senior Bowl
- Appeared in 29 games for Texas Tech and recorded 44 tackles (29 solo), nine tackles for loss, 3.5 sacks, one pass defended and one block
- Transferred to Texas Tech from Louisiana-Monroe after spending three seasons with the Warhawks (2019-21)

## PERSONAL

- Son of Jeffery Cole and Melissa Harris
- Brother to Reagan, Rachel, Makynzie, Sariayah, Jordan, Brianna, Garrett, Trinity, and Isaiah
- Earned a bachelor's degree from Louisiana-Monroe in kinesiology

## MYLES COLE'S NFL REGULAR SEASON DEFENSIVE STATISTICS

DATE	TEAM	GP	GS	TACKLES					YDS	SK	YDS	INTERCEPTIONS					O. FUMB				ST					MISC	
				TK	S	A	TFL					NO	YDS	LG	TD	PD	FF	FR	TD	YDS	TK	S	A	FF	FR	S	A
2024	Jaguars	8	0	8	4	4	1	1	0.0	0.0	0	0	0	0	0	0	0	0	0	0	0	0	0	0	0	0	0
NFL TOTALS		8	0	8	4	4	1	1	0.0	0.0	0	0	0	0	0	0	0	0	0	0	0	0	0	0	0	0	0

## SINGLE-GAME HIGHS: DEFENSIVE

Total Tackles	3 at Detroit Lions, Nov 17, 2024	Tackles For Loss	1 at Las Vegas Raiders, Dec 22, 2024
	2 at Las Vegas Raiders, Dec 22, 2024		
Solo Tackles	2 at Las Vegas Raiders, Dec 22, 2024		
	1 at Philadelphia Eagles, Nov 03, 2024		
	...1 more at 1.		





2024 GAME-BY-GAME REGULAR-SEASON STATISTICS (JAGUARS)

			TACKLES							INTERCEPTIONS					O. FUMB				ST				MISC						
DATE	OPPONENT	P/S	TK	S	A	SK	YDS	TFL	YDS	QBH	NO	YDS	LG	TD	PD	FF	FR	TD	YDS	TK	S	A	FF	FR	S	A	W/L	SCORE	
09/08	at Dolphins	P	0	0	0	0.0	0.0	0	0	0	0	0	0	0	0	0	0	0	0	0	0	0	0	0	0	0	L	17-20	
09/15	Browns	P	1	1	0	0.0	0.0	0	0	0	0	0	0	0	0	0	0	0	0	0	0	0	0	0	0	0	L	13-18	
09/23	at Bills		ON INACTIVE LIST																		0	0	0	0	0	0	0	L	10-47
09/29	at Texans		ON INACTIVE LIST																								L	20-24	
10/06	Colts		ON INACTIVE LIST																								W	37-34	
10/13	at Bears		ON INACTIVE LIST																								L	16-35	
10/20	Patriots		ON INACTIVE LIST																								W	32-16	
10/27	Packers		ON INACTIVE LIST																								L	27-30	
11/03	at Eagles	P	1	1	0	0.0	0.0	0	0	0	0	0	0	0	0	0	0	0	0	0	0	0	0	0	0	0	L	23-28	
11/10	Vikings		ON INACTIVE LIST																								L	7-12	
11/17	at Lions	P	3	0	3	0.0	0.0	0	0	0	0	0	0	0	0	0	0	0	0	0	0	0	0	0	0	0	L	6-52	
12/01	Texans	P	0	0	0	0.0	0.0	0	0	0	0	0	0	0	0	0	0	0	0	0	0	0	0	0	0	0	L	20-23	
12/08	at Titans		ON INACTIVE LIST																								W	10-6	
12/15	Jets		INACTIVE																								L	25-32	
12/22	at Raiders	P	2	2	0	0.0	0.0	1	1	0	0	0	0	0	0	0	0	0	0	0	0	0	0	0	0	0	L	14-19	
12/29	Titans	P	1	0	1	0.0	0.0	0	0	0	0	0	0	0	0	0	0	0	0	0	0	0	0	0	0	0	W	20-13	
01/05	at Colts	P	0	0	0	0.0	0.0	0	0	0	0	0	0	0	0	0	0	0	0	0	0	0	0	0	0	0	L	23-26+	
2024 TOTALS		8-0	8	4	4	0.0	0.0	1	1	0	0	0	0	0	0	0	0	0	0	0	0	0	0	0	0	0	4-13		

+ - Overtime





# BRANSON COMBS | 50

POSITION: LINEBACKER  
HT: 6-3 | WT: 228 | DOB: 7-14-2000  
COLLEGE: WAKE FOREST  
HOMETOWN: EVANSVILLE, IND.  
ACQ: UDFA-25  
EXP: R

@bransoncombs  
 @branson\_combs

## KEY TRANSACTIONS

- Originally signed by Jacksonville as an undrafted free agent following the 2025 draft

## COLLEGE

- Played collegiately at Southern Illinois (2019-23) and Wake Forest (2024)
- Named 2024 All-ACC Second-Team after ranking second on the team in tackles (96) and fourth on the team in tackles for loss (six)... Added 2.0 sacks, an interception, a forced fumble and a fumble recovery
- Produced 85 tackles (33 solo), 5.5 tackles for loss, 2.0 sacks and two interceptions for Southern Illinois in 2023
- Tabbed Second-Team All-MVFC in 2022, finishing the season with 57 tackles (35 solo), 5.5 tackles for loss, 2.5 sacks and two interceptions
- Switched from wide receiver to linebacker in 2021 and recorded 29 tackles (21 solo), two interceptions and a tackle for loss
- At wide receiver in 2020, totaled 12 receptions for 152 yards and two touchdowns

## PERSONAL

- Attended Reitz Memorial (Evansville, Ind.) and ranked fourth in Indiana high school career receiving yards (3,732)
- Finished his high school career with 58 touchdowns, including 45 receiving touchdowns
- Recorded 75 receptions for 1,517 yards and 32 touchdowns (24 receiving, three rushing) as a senior
- Also played baseball and basketball

## BRANSON COMBS' COLLEGE DEFENSIVE STATISTICS

DATE	TEAM	GP	GS	TK	S	A	TACKLES				QBH	NO	YDS	INTERCEPTIONS				O. FUMB				ST				MISC			
							TFL	YDS	SK	YDS				LG	TD	PD	FF	FR	TD	YDS	TK	S	A	FF	FR	S	A	FF	FR
2019	Southern Ill.	4	0	1	1	0	0.0	0.0	0.0	0.0	0	0	0	0	0	0	0	0	0	0	0	0	0	0	0	0	0	0	0
2020	Southern Ill.	10	2	4	2	2	0.0	0.0	0.0	0.0	0	0	0	0	0	0	0	0	0	0	0	0	0	0	0	0	0	0	0
2021	Southern Ill.	11	2	26	16	10	1.0	2.0	0.0	0.0	0	2	15	15	0	3	0	0	0	0	0	0	0	0	0	0	0	0	0
2022	Southern Ill.	11	11	57	35	22	5.5	12.0	2.5	8.0	1	2	18	19	0	3	0	0	0	0	0	0	0	0	0	0	0	0	0
2023	Southern Ill.	13	12	80	32	48	5.5	27.0	2.0	14.0	0	2	43	40	0	7	0	2	0	0	0	0	0	0	0	0	0	0	0
2024	Wake Forest	11	10	94	54	40	6.0	18.0	2.0	10.0	2	1	0	0	0	1	1	1	0	0	0	0	0	0	0	0	0	0	0
TOTALS		60	37	262	140	122	18.0	59.0	6.5	32.0	3	7	76	40	0	14	1	3	0	0	0	0	0	0	0	0	0	0	0

## COLLEGE 2024 GAME-BY-GAME STATISTICS (WAKE FOREST)

			TACKLES								INTERCEPTIONS						O. FUMB				ST				MISC														
DATE	OPPONENT	P/S	TK	S	A	SK	YDS	TFL	YDS	QBH	NO	YDS	LG	TD	PD	FF	FR	TD	YDS	TK	S	A	FF	FR	S	A	W/L	SCORE											
08/29	N.C. A&T	S	4	3	1	1.0	2.0	1.0	2.0	0	0	0	0	0	0	0	0	0	0	0	0	0	0	0	0	0	W	45-13											
09/07	Virginia	S	14	7	7	0.0	0.0	0.0	0.0	0	0	0	0	0	0	0	0	0	0	0	0	0	0	0	0	0	L	30-31											
09/14	Ole Miss	S	5	1	4	0.0	0.0	0.0	0.0	0	0	0	0	0	0	0	0	0	0	0	0	0	0	0	0	0	L	6-40											
09/28	Louisiana		DID NOT PLAY (NON-INJURY)																																			L	38-41
10/05	at NC State	P	5	3	2	0.0	0.0	0.0	0.0	0	1	0	0	0	0	0	0	0	0	0	0	0	0	0	0	0	W	34-30											
10/12	Clemson	S	9	4	5	0.0	0.0	1.0	2.0	1	0	0	0	0	0	0	0	0	0	0	0	0	0	0	0	0	L	14-49											
10/19	at UConn	S	8	6	2	0.0	0.0	1.0	4.0	0	0	0	0	0	1	0	0	0	0	0	0	0	0	0	0	0	W	23-20											
10/26	at Stanford	S	12	3	9	1.0	8.0	1.5	9.0	0	0	0	0	0	0	0	0	0	0	0	0	0	0	0	0	0	W	27-24											
11/08	California	S	11	8	3	0.0	0.0	0.5	0.0	0	0	0	0	0	0	0	0	0	0	0	0	0	0	0	0	0	L	36-46											
11/16	at North Carolina	S	14	11	3	0.0	0.0	0.0	0.0	0	0	0	0	0	0	0	0	0	0	0	0	0	0	0	0	0	L	24-31											
11/23	at Miami (FL)	S	3	2	1	0.0	0.0	0.0	0.0	1	0	0	0	0	0	0	1	0	0	0	0	0	0	0	0	0	L	14-42											
11/30	Duke	S	9	6	3	0.0	0.0	1.0	1.0	0	0	0	0	0	0	1	0	0	0	0	0	0	0	0	0	0	L	17-23											
2024 TOTALS		11-10	94	54	40	2.0	10.0	6.0	18.0	2	1	0	0	0	1	1	1	0	0	0	0	0	0	0	0	0	4-8												





# LOGAN COOKE | 9

POSITION: PUNTER  
HT: 6-5 | WT: 230 | DOB: 7-28-1995  
COLLEGE: MISSISSIPPI STATE  
HOMETOWN: DARBUN, MISS.  
ACQ: D7B-'18  
EXP: 8th YEAR

@LoganCooke2  
 @logancooke9



## LOGAN COOKE'S NFL REGULAR SEASON PUNTING STATISTICS

DATE	TEAM	GP	NO.	YDS.	AVG.	OPP. RET.	YDS.	NET YDS.	AVG.	TB	IN20	LG	BK
2018	Jaguars	16	86	3,872	45.0	37	184	3,548	41.3	7	37	72	0
2019	Jaguars	16	75	3,507	46.8	24	127	3,340	44.5	2	25	66	0
2020	Jaguars	14	56	2,669	47.7	26	148	2,421	43.2	5	19	67	0
2021	Jaguars	15	64	3,026	47.3	22	173	2,833	43.6	1	28	68	1
2022	Jaguars	17	58	2,862	49.3	29	203	2,539	43.8	6	24	70	0
2023	Jaguars	17	61	2,893	47.4	22	143	2,670	43.8	4	29	65	0
2024	Jaguars	17	68	3,359	49.4	28	251	3,048	44.8	3	34	73	0
NFL TOTALS		112	468	22,188	47.4	188	1,229	20,399	43.5	28	196	73	1

## LOGAN COOKE'S NFL POSTSEASON PUNTING STATISTICS

DATE	TEAM	GP	NO.	YDS.	AVG.	OPP. RET.	YDS.	NET YDS.	AVG.	TB	IN20	LG	BK
2022	Jaguars	2	7	315	45.0	3	23	292	41.7	0	3	58	0
NFL TOTALS		2	7	315	45.0	3	23	292	41.7	0	3	58	0

## SINGLE-GAME HIGHS: PUNTER

<b>Punts</b>	9 at Houston Texans, Dec 30, 2018 9 vs. Pittsburgh Steelers, Nov 18, 2018	<b>Inside the 20</b>	5 at Los Angeles Rams, Dec 05, 2021 5 at Indianapolis Colts, Nov 14, 2021
<b>Gross Punting Yards</b>	449 at Houston Texans, Dec 30, 2018 415 vs. Pittsburgh Steelers, Nov 18, 2018	<b>Pass Attempts</b>	1 at New Orleans Saints, Oct 19, 2023 1 at Atlanta Falcons, Dec 22, 2019 ...2 more at 1.
<b>Gross Punting Avg</b>	68.7 vs. Baltimore Ravens, Nov 27, 2022 65.0 at Tampa Bay Buccaneers, Dec 24, 2023	<b>Pass Completions</b>	1 at New Orleans Saints, Oct 19, 2023 1 at Atlanta Falcons, Dec 22, 2019 ...2 more at 1.
<b>Net Punting Yards</b>	393 at Houston Texans, Dec 30, 2018 342 vs. Pittsburgh Steelers, Nov 18, 2018	<b>Yards Passing</b>	13 at New Orleans Saints, Oct 19, 2023 9 vs. Los Angeles Chargers, Dec 08, 2019
<b>Net Punting Avg</b>	55.3 vs. Baltimore Ravens, Nov 27, 2022 53.3 vs. Atlanta Falcons, Oct 01, 2023	<b>Special Teams Tackles</b>	1 vs. Houston Texans, Dec 19, 2021 1 vs. Arizona Cardinals, Sep 26, 2021 ...1 more at 1.
<b>Longest Punts</b>	73 vs. Green Bay Packers, Oct 27, 2024 72 vs. Washington Redskins, Dec 16, 2018		

## SINGLE-GAME HIGHS - POSTSEASON: PUNTER

<b>Punts</b>	4 at Kansas City Chiefs, Jan 21, 2023 3 vs. Los Angeles Chargers, Jan 14, 2023	<b>Net Punting Avg</b>	42.0 at Kansas City Chiefs, Jan 21, 2023 41.3 vs. Los Angeles Chargers, Jan 14, 2023
<b>Gross Punting Yards</b>	191 at Kansas City Chiefs, Jan 21, 2023 124 vs. Los Angeles Chargers, Jan 14, 2023	<b>Longest Punts</b>	58 at Kansas City Chiefs, Jan 21, 2023 46 vs. Los Angeles Chargers, Jan 14, 2023
<b>Gross Punting Avg</b>	47.8 at Kansas City Chiefs, Jan 21, 2023 41.3 vs. Los Angeles Chargers, Jan 14, 2023	<b>Inside the 20</b>	2 at Kansas City Chiefs, Jan 21, 2023 1 vs. Los Angeles Chargers, Jan 14, 2023
<b>Net Punting Yards</b>	168 at Kansas City Chiefs, Jan 21, 2023 124 vs. Los Angeles Chargers, Jan 14, 2023		






# 2024 GAME-BY-GAME REGULAR-SEASON STATISTICS (JAGUARS)

DATE	OPPONENT		NO.	YDS.	AVG.	OPP. RET.	YDS.	NET YDS.	AVG	TB	IN20	LG	BK	W/L	SCORE
09/08	at Dolphins	P	6	311	51.8	3	13	298	49.7	0	3	67	0	L	17-20
09/15	Browns	P	3	156	52.0	3	25	131	43.7	0	1	55	0	L	13-18
09/23	at Bills	P	2	109	54.5	2	41	68	34.0	0	0	59	0	L	10-47
09/29	at Texans	P	5	253	50.6	3	19	234	46.8	0	1	58	0	L	20-24
10/06	Colts	P	2	102	51.0	1	11	91	45.5	0	1	58	0	W	37-34
10/13	at Bears	P	4	193	48.3	0	0	193	48.3	0	4	56	0	L	16-35
10/20	Patriots	P	2	70	35.0	1	8	62	31.0	0	2	38	0	W	32-16
10/27	Packers	P	5	298	59.6	1	13	245	49.0	2	2	73	0	L	27-30
11/03	at Eagles	P	5	238	47.6	0	0	238	47.6	0	3	56	0	L	23-28
11/10	Vikings	P	5	274	54.8	1	9	245	49.0	1	4	68	0	L	7-12
11/17	at Lions	P	5	267	53.4	3	30	237	47.4	0	3	61	0	L	6-52
12/01	Texans	P	4	191	47.8	3	27	164	41.0	0	2	64	0	L	20-23
12/08	at Titans	P	4	198	49.5	1	6	192	48.0	0	1	53	0	W	10-6
12/15	Jets	P	2	94	47.0	0	0	94	47.0	0	2	57	0	L	25-32
12/22	at Raiders	P	7	275	39.3	2	28	247	35.3	0	2	55	0	L	14-19
12/29	Titans	P	3	130	43.3	1	9	121	40.3	0	1	48	0	W	20-13
01/05	at Colts	P	4	200	50.0	3	12	188	47.0	0	2	62	0	L	23-26+
<b>2024 TOTALS</b>			<b>17</b>	<b>68</b>	<b>3,359</b>	<b>49.4</b>	<b>28</b>	<b>251</b>	<b>3,048</b>	<b>44.8</b>	<b>3</b>	<b>34</b>	<b>73</b>	<b>0</b>	<b>4-13</b>

+ - Overtime





# JOHN COPENHAVER | 43

POSITION: TIGHT END

HT: 6-3 | WT: 240 | DOB: 7-4-2001

COLLEGE: NORTH CAROLINA

HOMETOWN: ROSWELL, GA.

ACQ: UDFA-'25

EXP: R

@johncopenhaver

## KEY TRANSACTIONS

- Originally signed by Jacksonville as an undrafted free agent following the 2025 draft

## COLLEGE

- Played in 49 games at North Carolina (2020-24) and totaled 75 receptions for 924 yards and nine touchdowns
- Set career highs in receptions (40) and receiving yards (414) and tied his career high in receiving touchdowns (four) in 2024
- Caught 18 passes for 279 yards and a career-high four touchdowns in 2023... Named to the All-ACC Academic Team
- Appeared in 13 games in 2022 and finished with 198 receiving yards on 12 catches
- In 2021, played in 11 games and had two receptions for nine yards and a touchdown

## PERSONAL

- Posted 79 receptions for 1,152 yards and 11 touchdowns over his final two prep seasons at Roswell High School (Ga.)
- Tabbed Honorable Mention All-State and the Region 4-7A Player of the Year as a senior
- Tallied 35 receptions for 393 yards and three touchdowns in his final season despite only playing in six games... Also rushed for 158 yards and three touchdowns
- Hauled in 44 passes for 759 yards and eight touchdowns as a junior

## JOHN COPENHAVER'S COLLEGE RUSHING/RECEIVING STATISTICS

DATE	TEAM	GP	GS	RUSHING					RECEIVING				
				NO.	YDS.	AVG.	LG	TD	NO.	YDS.	AVG.	LG	TD
2020	North Carolina	3	0	0	0	0.0	0	0	0	0	0.0	0	0
2021	North Carolina	11	0	0	0	0.0	0	0	2	9	4.5	7	1
2022	North Carolina	13	1	0	4	0.0	4	0	15	222	14.8	47	0
2023	North Carolina	13	10	0	3	0.0	3	0	18	279	15.5	40	4
2024	North Carolina	12	11	1	6	6.0	6	0	40	414	10.4	35	4
TOTALS		52	22	1	13	13.0	6	0	75	924	12.3	47	9

## COLLEGE 2024 GAME-BY-GAME STATISTICS (NORTH CAROLINA)

DATE	OPPONENT	P/S	RUSHING					RECEIVING					W/L	SCORE
			NO.	YDS.	AVG.	LG	TD	NO.	YDS.	AVG.	LG	TD		
08/29	at Minnesota	S	0	0	0.0	0	0	0	0	0.0	0	0	W	19-17
09/07	Charlotte	S	0	0	0.0	0	0	2	9	4.5	8	0	W	38-20
09/14	N.C. Central		DID NOT PLAY (NON-INJURY)											
09/21	James Madison	P	0	0	0.0	0	0	3	62	20.7	35	1	L	50-70
09/28	at Duke	S	0	0	0.0	0	0	1	15	15.0	15	0	L	20-21
10/05	Pittsburgh	S	0	0	0.0	0	0	4	32	8.0	11	1	L	24-34
10/12	Georgia Tech	S	0	0	0.0	0	0	2	15	7.5	12	0	L	34-41
10/26	at Virginia	S	0	0	0.0	0	0	4	24	6.0	9	0	W	41-14
11/02	at Florida St.	S	0	0	0.0	0	0	4	30	7.5	16	0	W	35-11
11/16	Wake Forest	S	1	6	6.0	6	0	3	33	11.0	18	0	W	31-24
11/23	at Boston College	S	0	0	0.0	0	0	4	64	16.0	25	0	L	21-41
11/30	NC State	S	0	0	0.0	0	0	3	26	8.7	19	0	L	30-35
12/28	UConn	S	0	0	0.0	0	0	4	44	11.0	23	1	L	14-27
2024 TOTALS		12-11	1	6	6.0	6	0	34	354	10.4	35	3	6-7	





# ETHAN DOWNS | 96

POSITION: DEFENSIVE LINEMAN

HT: 6-4 | WT: 263 | DOB: 10-13-2002

COLLEGE: OKLAHOMA

HOMETOWN: WEATHERFORD, OKLA.

ACQ: UDFA-25

EXP: R

@ethandowns40

@i\_am\_ethandowns

## KEY TRANSACTIONS

- Originally signed by Jacksonville as an undrafted free agent following the 2025 draft

## COLLEGE

- Played in 51 games (37 starts) at Oklahoma (2021-24)
- Career totals include 110 tackles, 32 tackles for loss, 12.5 sacks, five pass breakups, two forced fumbles, two fumble recoveries and an interception
- Registered 29 tackles, 9.0 tackles for loss, 3.0 sacks, two passes defended, one forced fumble and one fumble recovery in 2024... Recipient of OU's Bob Kalsu Award, presented for personifying the spirit of leadership and serving as a motivator and role model for teammates
- Totaled 28 tackles, 6.5 tackles for loss, a team-high 4.5 sacks and one interception in 2023 and was named Second-Team All-Big 12
- Named 2022 Second-Team All-Big 12 after leading the team and ranking fourth in the Big 12 with 13.5 tackles for loss... Tied for the team lead with 4.5 sacks and added 38 tackles, three passes defended and a fumble recovery

## PERSONAL

- Attended Weatherford High School (Okla.)
- Finished his career with 238 tackles, 18.0 sacks and two interceptions... On offense, rushed for more than 1,250 career yards and 16 touchdowns while registering more than 1,000 receiving yards and 15 receiving touchdowns
- Named District 4A-1 MVP as a senior in 2020 after recording 50 tackles, 4.0 sacks, an interception and a fumble recovery
- Initiated and organized a campus food/supply drive beginning in the 2022-23 academic year that, in its first two years generated more than 4,200 pounds in food, book and sanitary product donations and more than \$10,000 in monetary gifts for the OU Food Pantry

## ETHAN DOWNS' COLLEGE DEFENSIVE STATISTICS

TACKLES																														INTERCEPTIONS										O. FUMB						ST						MISC			
DATE TEAM	GP	GS	TK	S	A	TFL	YDS	SK	YDS	QBH	NO	YDS	LG	TD	PD	FF	FR	TD	YDS	TK	S	A	FF	FR	S	A																													
2021 Oklahoma	13	0	14	9	5	3.0	9.0	0.5	3.0	2	0	0	0	0	0	1	0	0	0	0	0	0	0	0	0	0	0																												
2022 Oklahoma	13	13	38	18	20	13.5	53.0	4.5	24.0	9	0	0	0	0	3	0	1	0	12	0	0	0	0	0	0	0																													
2023 Oklahoma	13	12	29	14	15	6.5	28.0	4.5	23.0	6	1	13	13	0	0	0	0	0	0	0	0	0	0	0	0	0																													
2024 Oklahoma	12	11	29	21	8	9.0	37.0	3.0	22.0	2	0	0	0	0	2	1	1	0	1	0	0	0	0	0	0	0																													
TOTALS	51	36	110	62	48	32.0	127.0	12.5	72.0	19	1	13	13	0	5	2	2	0	13	0	0	0	0	0	0	0																													

## COLLEGE 2024 GAME-BY-GAME STATISTICS (OKLAHOMA)

			TACKLES								INTERCEPTIONS						O. FUMB				ST				MISC			
DATE	OPPONENT	P/S	TK	S	A	SK	YDS	TFL	YDS	QBH	NO	YDS	LG	TD	PD	FF	FR	TD	YDS	TK	S	A	FF	FR	S	A	W/L	SCORE
08/30	Temple	S	2	2	0	1.0	7.0	1.0	7.0	0	0	0	0	0	0	1	0	0	0	0	0	0	0	0	0	0	W	51-3
09/07	Houston	S	2	0	2	0.0	0.0	0.0	0.0	0	0	0	0	0	0	0	0	0	0	0	0	0	0	0	0	0	W	16-12
09/14	Tulane		DID NOT PLAY (NON-INJURY)																								W	34-19
09/21	Tennessee	S	2	2	0	0.0	0.0	0.0	0.0	0	0	0	0	0	0	0	1	0	1	0	1	0	0	0	0	0	L	15-25
09/28	at Auburn	S	2	1	1	0.0	0.0	0.0	0.0	0	0	0	0	0	1	0	0	0	0	0	0	0	0	0	0	0	W	27-21
10/12	Texas	S	3	3	0	1.0	6.0	1.0	6.0	0	0	0	0	0	0	0	0	0	0	0	0	0	0	0	0	0	L	3-34
10/19	South Carolina	S	2	2	0	1.0	9.0	1.0	9.0	0	0	0	0	0	1	0	0	0	0	0	0	0	0	0	0	0	L	9-35
10/26	at Ole Miss	S	1	1	0	0.0	0.0	1.0	1.0	0	0	0	0	0	0	0	0	0	0	0	0	0	0	0	0	0	L	14-26
11/02	Maine	P	0	0	0	0.0	0.0	0.0	0.0	0	0	0	0	0	0	0	0	0	0	0	0	0	0	0	0	0	W	59-14
11/09	at Missouri	S	6	3	3	0.0	0.0	1.0	6.0	0	0	0	0	0	0	0	0	0	0	0	0	0	0	0	0	0	L	23-30
11/23	Alabama	S	2	2	0	0.0	0.0	2.0	2.0	0	0	0	0	0	0	0	0	0	0	0	0	0	0	0	0	0	W	24-3
11/30	at LSU	S	1	0	1	0.0	0.0	0.0	0.0	1	0	0	0	0	0	0	0	0	0	0	0	0	0	0	0	0	L	17-37
12/27	at Navy	S	4	4	0	0.0	0.0	1.0	4.0	0	0	0	0	0	0	0	0	0	0	0	0	0	0	0	0	0	L	20-21
2024 TOTALS		12-11	27	20	7	3.0	22.0	8.0	35.0	1	0	0	0	0	2	1	1	0	1	0	0	0	0	0	0	0	6-7	







## CHUMA EDOGA | 55

**POSITION:** OFFENSIVE LINEMAN  
**HT:** 6-4 | **WT:** 315 | **DOB:** 5-25-1997  
**COLLEGE:** SOUTHERN CALIFORNIA  
**HOMETOWN:** ATLANTA, GA.  
**ACQ:** UFA (DAL)-'25  
**EXP:** 7th YEAR

 @edogawd  
 @chuma.edoga

### KEY TRANSACTIONS

- Drafted by the New York Jets in the third round (92nd overall) of the 2019 NFL Draft
- Claimed off waivers by Atlanta on 8/31/22
- Signed a contract with Dallas on 3/21/23
- Signed a contract with Dallas on 4/11/24
- Signed with Jacksonville on 3/13/25

### PRO

#### 2024 (Cowboys)

- Played in five games (four starts at left tackle) after beginning the season on injured reserve

#### 2023 (Cowboys)

- Played in all 17 games and made six starts (four at left tackle and two at left guard)... Made his postseason debut on special teams in the Wild Card Playoff Game

#### 2022 (Falcons)

- Appeared in two games with one start at guard

#### 2021 (Jets)

- Played in four games with no starts

#### 2020 (Jets)

- Started four-of-11 games played, rotating at right tackle (two games) and left tackle (two games)

#### 2019 (Jets)

- Started all eight games he played as a rookie, entering the lineup in Week 5 and starting at right tackle (five games) and left tackle (three games), before missing the final five games due to a knee injury

### COLLEGE

- Played four seasons (2015-18) at Southern California, appearing in 34 games with 16 starts
- Started 10 games as a senior at right tackle, earning Second-Team All-PAC 12 honors by the coaches in 2018
- Started 12 games at right tackle as a junior in 2017
- Played nine games as a backup tackle in 2016
- Appeared in 13 games, starting two at right tackle, as a freshman in 2015

### PERSONAL

- Attended McEachern High School in Powder Springs, Ga., and was named 2014 Parade All-American First-Team, Max Preps All-American First-Team, All-State Class AAAAAA First-Team and USA Today All-Georgia as a senior
- Earned First-Team All-State honors as a junior in 2013
- Majored in political economy/political science at USC
- Has a daughter, Julianna



### CHUMA EDOGA'S NFL REGULAR SEASON STATISTICS

DATE	TEAM	GP	GS
2019	Jets	8	8
2020	Jets	11	4
2021	Jets	4	0
2022	Jets	0	0
Went from N.Y. Jets to Atlanta.			
2022	Falcons	2	1
2022	TOTAL	2	1
2023	Cowboys	17	6
2024	Cowboys	5	4
NFL TOTALS		47	23

### CHUMA EDOGA'S NFL POSTSEASON STATISTICS

DATE	TEAM	GP	GS
2023	Cowboys	1	0
NFL TOTALS		1	0

### 2024 GAME-BY-GAME REGULAR-SEASON STATISTICS (COWBOYS)

DATE	OPPONENT	P/S		W/L	SCORE
09/08	at Browns		INJURED RESERVE	W	33-17
09/15	Saints		INJURED RESERVE	L	19-44
09/22	Ravens		INJURED RESERVE	L	25-28
09/26	at Giants		INJURED RESERVE	W	20-15
10/06	at Steelers		INJURED RESERVE	W	20-17
10/13	Lions		INJURED RESERVE	L	9-47
10/27	at 49ers		INJURED RESERVE	L	24-30
11/03	at Falcons		INJURED RESERVE	L	21-27
11/10	Eagles		INJURED RESERVE	L	6-34
11/18	Texans		INJURED RESERVE - DESIGNATED FOR RETURN	L	10-34
11/24	at Commanders		DID NOT PLAY (NON-INJURY)	W	34-26
11/28	Giants	P		W	27-20
12/09	Bengals	S		L	20-27
12/15	at Panthers	S		W	30-14
12/22	Buccaneers	S		W	26-24
12/29	at Eagles	S		L	7-41
01/05	Commanders		GAME INACTIVE	L	19-23
2024 TOTALS		5-4		7-10	





# TRAVIS ETIENNE JR. | 1

POSITION: RUNNING BACK

HT: 5-10 | WT: 215 | DOB: 1-26-1999

COLLEGE: CLEMSON

HOMETOWN: JENNINGS, LA.

ACQ: D1-'21

EXP: 5th YEAR

 @swaggy\_t1

 @t.etiennejr

## KEY TRANSACTIONS

- Originally drafted by Jacksonville in the first round (25th overall) of the 2021 draft

## PRO

### Career Highlights

- Ranks fourth in franchise history in rushing yards (2,691) and tied-fifth in rushing touchdowns (18)
- Ranks fourth in franchise history in receiving yards among running backs (1,046)

### 2024 (Jaguars)

- Started all 15 games in which he appeared... Totaled 558 yards and two touchdowns on 150 rushing attempts... Posted 254 yards on 39 receptions
- 12/15 vs. NYJ:** Rushed for 65 yards on 14 carries and recorded 20 yards on four receptions... Notched his third consecutive game with 70-plus scrimmage yards (85)
- 12/8 at TEN:** Rushed for 20 yards on four carries and posted a season-high 50 receiving yards on four receptions... Notched his 10th game in a row against a divisional opponent with 55-plus scrimmage yards (70)
- 12/1 vs. HOU:** Rushed for 46 yards on 13 carries and posted 13 yards on three receptions... Recorded two rushing first downs to bring his career total to 125 and pass RB Leonard Fournette to rank sixth in franchise history
- 9/15 vs. CLE:** Started at running back and rushed for 52 yards and one touchdown on 13 carries
- 9/8 at MIA:** Started at running back and rushed for 44 yards and a touchdown on 12 carries... Caught two receptions for 15 yards

### 2023 (Jaguars)

- Started all 17 games and recorded 267 rushes for 1,008 yards and 11 touchdowns... Also caught 58 passes for 476 yards and one touchdown... Totaled 1,484 scrimmage yards, joining RB Maurice Jones-Drew as the only Jaguars to reach 1,000 scrimmage yards in their first two active NFL seasons
- 1/7 at TEN:** Started at running back and rushed 16 times for 57 yards... Surpassed 1,000 rushing yards in the season for the second consecutive year, the first Jaguar since 2010 to record consecutive 1,000-yard rushing seasons
- 12/31 vs. CAR:** Started at running back and rushed 16 times for 102 yards and two touchdowns... Eclipsed 2,000 rushing yards in his career... Became the first Jaguar since 2009 to record at least 10 rushing touchdowns in a single season... His 62-yard touchdown run tied his career-long
- 11/26 at HOU:** Started at running back and rushed 20 times for 56 yards... Recorded four receptions for 30 yards... Surpassed 400-career rushes and 600-career receiving yards
- 10/8 at BUF:** Started at running back and recorded 136 yards on 26 rushes, four receptions for 48 receiving yards and two touchdowns... Posted the most single-game scrimmage yards in his career with 184 yards... Recorded the most scrimmage yards in a single game at Tottenham Hotspur Stadium in NFL history

### 2022 (Jaguars)

- Saw action in all 17 regular-season games with 12 starts and started both postseason games... In the regular season, tallied 220 rushing attempts for 1,125 yards and five touchdowns... His 1,125 rushing yards ranked ninth in the NFL and were the second-most rushing yards for a player who had under 250 attempts, trailing 49ers RB Christian McCaffrey (1,139 yards) by only 14 yards... Also recorded 35 receptions for 316 yards... In the postseason, he recorded 30 rushing attempts for 171 yards and one touchdown, and four receptions for 30 yards
- 1/14 vs. LAC:** Started at running back and rushed for 109 yards on 20 attempts, marking the second-most rushing yards by a player in franchise history in their first career postseason game, trailing only RB Fred Taylor (162 yards)
- 12/22 at NYJ:** Started at running back and rushed for 83 yards on 22 attempts... Became the fourth player in franchise history to rush for 1,000 yards in his first 15 games
- 11/6 vs. L.V.:** Started at running back and rushed for 109 yards and two touchdowns on 28 attempts... Caught two passes for 17 yards... Joined RB Fred Taylor (twice) as the only players in team history to record three consecutive games with at least 100 rushing yards and one touchdown
- 10/23 vs. NYG:** Started at running back and rushed for 114 yards on 14 carries and one touchdown and caught one pass for five yards... Also recorded a two-point conversion, which marked the first time the Jaguars scored eight points on their opening drive in franchise history (courtesy of Elias Sports)

### 2021 (Jaguars)



- Missed the 2021 season with a foot injury suffered on 8/14 against New Orleans in the preseason

## COLLEGE

- Rushed 686 times for 4,952 yards with 70 rushing touchdowns and caught 102 passes for 1,155 yards and eight receiving TDs
- NCAA FBS record holder for most career games scoring a touchdown (46 of 55 career games) and ACC career record-holder for rushing yards (4,952), total touchdowns (78), rushing touchdowns (70) and points (468)
- Named ACC Offensive Player of the Year in 2018 and 2019
- Finished his career ranked No. 1 in ACC history in both rushing yards (4,952) and rushing touchdowns (70)
- Part of a senior class that helped Clemson to four ACC titles, four College Football Playoff berths, two national championship appearances and a national title, all while becoming the first FBS senior class since 2010 to go undefeated at home

## PERSONAL

- Younger brother (Trevor) played running back at the University of Florida (2022-23) and the University of Georgia (2024) before being drafted by the Carolina Panthers in the fourth round (114th overall) of the 2025 NFL Draft
- Earned a degree in sports communication in December 2020
- Two-time ACC Honor Roll selection (2019 and 2020)

### TRAVIS ETIENNE JR.'S NFL REGULAR SEASON RUSHING/RECEIVING STATISTICS

DATE	TEAM	RUSHING							RECEIVING				
		GP	GS	NO.	YDS.	AVG.	LG	TD	NO.	YDS.	AVG.	LG	TD
2021	Jaguars	0	0	0	0	0.0	0	0	0	0	0.0	0	0
2022	Jaguars	17	12	220	1,125	5.1	62t	5	35	316	9.0	30	0
2023	Jaguars	17	17	267	1,008	3.8	62t	11	58	476	8.2	56t	1
2024	Jaguars	15	15	150	558	3.7	22	2	39	254	6.5	26	0
NFL TOTALS		49	44	637	2,691	4.2	62T	18	132	1,046	7.9	56T	1

### TRAVIS ETIENNE JR.'S NFL POSTSEASON RUSHING/RECEIVING STATISTICS

DATE	TEAM	RUSHING							RECEIVING				
		GP	GS	NO.	YDS.	AVG.	LG	TD	NO.	YDS.	AVG.	LG	TD
2022	Jaguars	2	2	30	171	5.7	25	1	4	30	7.5	12	0
NFL TOTALS		2	2	30	171	5.7	25	1	4	30	7.5	12	0

### SINGLE-GAME HIGHS: RUSHING/RECEIVING

<b>Rush Attempts</b>	28 vs. Las Vegas Raiders, Nov 06, 2022 26 at Buffalo Bills, Oct 08, 2023	<b>Receiving Average</b>	23.3 at Pittsburgh Steelers, Oct 29, 2023 14.3 vs. Houston Texans, Oct 09, 2022
<b>Rushing Yards</b>	156 vs. Denver Broncos, Oct 30, 2022 136 at Buffalo Bills, Oct 08, 2023	<b>Longest Receptions</b>	56t at Pittsburgh Steelers, Oct 29, 2023 30 at Houston Texans, Jan 01, 2023
<b>Rushing Average</b>	12.0 at Houston Texans, Jan 01, 2023 8.6 at Indianapolis Colts, Oct 16, 2022	<b>Receiving TDs</b>	1 at Pittsburgh Steelers, Oct 29, 2023
<b>Longest Runs</b>	62t vs. Carolina Panthers, Dec 31, 2023 62t at Houston Texans, Jan 01, 2023	<b>All-Purpose Yards</b>	184 at Buffalo Bills, Oct 08, 2023 162 vs. Denver Broncos, Oct 30, 2022
<b>Rushing TDs</b>	2 vs. Carolina Panthers, Dec 31, 2023 2 at New Orleans Saints, Oct 19, 2023 ...3 more at 2.	<b>Most TDs</b>	2 vs. Carolina Panthers, Dec 31, 2023 2 at New Orleans Saints, Oct 19, 2023 ...3 more at 2.
<b>Receptions</b>	6 vs. Indianapolis Colts, Oct 06, 2024 5 at Tennessee Titans, Jan 07, 2024 ...1 more at 5.	<b>Scrimmage Yards</b>	184 at Buffalo Bills, Oct 08, 2023 162 vs. Denver Broncos, Oct 30, 2022
<b>Receiving Yards</b>	70 at Pittsburgh Steelers, Oct 29, 2023 50 at Tennessee Titans, Dec 08, 2024 ...1 more at 50.		





# SINGLE-GAME HIGHS - POSTSEASON: RUSHING/RECEIVING

**Rush Attempts** 20 vs. Los Angeles Chargers, Jan 14, 2023  
10 at Kansas City Chiefs, Jan 21, 2023

**Rushing Yards** 109 vs. Los Angeles Chargers, Jan 14, 2023  
62 at Kansas City Chiefs, Jan 21, 2023

**Rushing Average** 6.2 at Kansas City Chiefs, Jan 21, 2023  
5.5 vs. Los Angeles Chargers, Jan 14, 2023

**Longest Runs** 25 vs. Los Angeles Chargers, Jan 14, 2023  
19 at Kansas City Chiefs, Jan 21, 2023

**Rushing TDs** 1 at Kansas City Chiefs, Jan 21, 2023

**Receptions** 3 at Kansas City Chiefs, Jan 21, 2023  
1 vs. Los Angeles Chargers, Jan 14, 2023

**Receiving Yards** 18 at Kansas City Chiefs, Jan 21, 2023  
12 vs. Los Angeles Chargers, Jan 14, 2023

**Receiving Average** 6.0 at Kansas City Chiefs, Jan 21, 2023

**Longest Receptions** 12 vs. Los Angeles Chargers, Jan 14, 2023  
9 at Kansas City Chiefs, Jan 21, 2023

**All-Purpose Yards** 121 vs. Los Angeles Chargers, Jan 14, 2023  
80 at Kansas City Chiefs, Jan 21, 2023

**Most TDs** 1 at Kansas City Chiefs, Jan 21, 2023

## 100-YARD RUSHING GAMES (7): REGULAR SEASON

DATE	TEAM	ATT.	YDS.	AVG.	LG	TD
10/23/22	GIANTS	14	114	8.1	49	1
10/30/22	BRONCOS	24	156	6.5	49	1
11/06/22	RAIDERS	28	109	3.9	18	2
12/18/22	COWBOYS	19	103	5.4	16	0
01/01/23	at Texans	9	108	12.0	62t	1
10/08/23	at Bills	26	136	5.2	35t	2
12/31/23	PANTHERS	16	102	6.4	62t	2

## 100-YARD RUSHING GAMES (1): POSTSEASON

DATE	TEAM	ATT.	YDS.	AVG.	LG	TD
01/14/23	CHARGERS	20	109	5.5	25	0

## 2024 GAME-BY-GAME REGULAR-SEASON STATISTICS (JAGUARS)

DATE	OPPONENT	P/S	RUSHING					RECEIVING					W/L	SCORE
			NO.	YDS.	AVG.	LG	TD	NO.	YDS.	AVG.	LG	TD		
09/08	at Dolphins	S	12	44	3.7	11	1	2	15	7.5	12	0	L	17-20
09/15	Browns	S	13	52	4.0	20	1	3	6	2.0	8	0	L	13-18
09/23	at Bills	S	11	68	6.2	22	0	4	17	4.3	8	0	L	10-47
09/29	at Texans	S	11	50	4.5	13	0	1	10	10.0	10	0	L	20-24
10/06	Colts	S	6	17	2.8	4	0	6	43	7.2	14	0	W	37-34
10/13	at Bears	S	3	-1	-0.3	1	0	0	0	0.0	0	0	L	16-35
10/20	Patriots												W	32-16
10/27	Packers												L	27-30
11/03	at Eagles	S	3	24	8.0	16	0	2	6	3.0	3	0	L	23-28
11/10	Vikings	S	11	44	4.0	18	0	1	-1	-1.0	-1	0	L	7-12
11/17	at Lions	S	12	27	2.3	9	0	3	6	2.0	8	0	L	6-52
12/01	Texans	S	13	46	3.5	9	0	3	12	4.0	5	0	L	20-23
12/08	at Titans	S	4	20	5.0	11	0	4	50	12.5	21	0	W	10-6
12/15	Jets	S	14	65	4.6	10	0	4	20	5.0	8	0	L	25-32
12/22	at Raiders	S	9	22	2.4	12	0	2	15	7.5	11	0	L	14-19
12/29	Titans	S	15	49	3.3	15	0	1	26	26.0	26	0	W	20-13
01/05	at Colts	S	13	31	2.4	11	0	3	29	9.7	14	0	L	23-26+
<b>2024 TOTALS</b>			<b>15-15</b>	<b>150</b>	<b>558</b>	<b>3.7</b>	<b>22</b>	<b>2</b>	<b>39</b>	<b>254</b>	<b>6.5</b>	<b>26</b>	<b>0</b>	<b>4-13</b>

+ - Overtime





## LUKE FORTNER | 79

**POSITION:** OFFENSIVE LINEMAN  
**HT:** 6-4 | **WT:** 307 | **DOB:** 5-15-1998  
**COLLEGE:** KENTUCKY  
**HOMETOWN:** SYLVANIA, OHIO  
**ACQ:** D3-'22  
**EXP:** 4th YEAR

@lukefortner79  
 @lfort79

### KEY TRANSACTIONS

- Originally drafted by Jacksonville in the third round (65th overall) in the 2022 draft

### PRO

#### 2024 (Jaguars)

- Appeared in all 17 games in 2024
- 12/29 vs. TEN:** Saw action at center and on special teams
- 11/3 at PHI:** Saw action at center and on special teams
- 10/20 vs. N.E.:** Saw action at center and on special teams

#### 2023 (Jaguars)

- Started all 17 games... Only missed two offensive snaps
- 11/26 at HOU:** Started at center and played all 76 offensive snaps and five snaps on special teams
- 10/8 at BUF:** Started at center and played all 88 offensive snaps and three snaps on special teams
- 9/24 vs. HOU:** Started at center and played all 73 offensive snaps and one play on special teams

#### 2022 (Jaguars)

- Started all 17 regular season games and both postseason games... He did not miss an offensive snap in all 19 games he appeared in
- 1/21 at K.C.:** Started at center and played all 61 offensive snaps and four special teams snaps
- 1/14 vs. LAC:** Started at center during his first playoff appearance and played all 74 offensive snaps and three special teams snaps
- 9/25 at LAC:** Started at center and played all 76 offensive snaps and six special teams snaps

### COLLEGE

- Played in 55 career games with 36 consecutive starts
- Elected as a team captain in his sixth season and finished as a Campbell Trophy finalist
- In 2020, started in all 10 games he appeared in
- During his junior season in 2019, started 13 games at right guard
- In 2018 appeared in 11 of 13 games... Blocked for All-SEC and All-American running back, Benny Snell Jr., UK's all-time leading rusher and the first player in school history to rush for 1,000 yards in three straight seasons
- As a redshirt freshman in 2017, saw action in eight games

### PERSONAL

- Graduated from Kentucky in December of 2019 with a degree in mechanical engineering ... Completed his master's degree requirements in aerospace engineering and officially graduated in May of 2022
- Uncle, Don Svec, played football at Youngstown St.
- Along with other UK engineering students and a team of Toyota Manufacturing engineers, Fortner worked for months to help design, test and manufacture a specially-built push cart vehicle through a project called "Lift Them Up"... The push cart vehicle provided a Kentucky Children's Hospital patient the chance to both accompany the Wildcats on the Cat Walk and attend a game at Kroger Field
- His favorite athlete growing up was Cleveland Browns offensive lineman Joe Thomas

#### LUKE FORTNER'S NFL REGULAR SEASON STATISTICS

DATE	TEAM	GP	GS
2022	Jaguars	17	17
2023	Jaguars	17	17
2024	Jaguars	17	0
NFL TOTALS		51	34

#### LUKE FORTNER'S NFL POSTSEASON STATISTICS

DATE	TEAM	GP	GS
2022	Jaguars	2	2
NFL TOTALS		2	2



# 2024 GAME-BY-GAME REGULAR-SEASON STATISTICS (JAGUARS)

DATE	OPPONENT	P/S	W/L	SCORE
09/08	at Dolphins	P	L	17-20
09/15	Browns	P	L	13-18
09/23	at Bills	P	L	10-47
09/29	at Texans	P	L	20-24
10/06	Colts	P	W	37-34
10/13	at Bears	P	L	16-35
10/20	Patriots	P	W	32-16
10/27	Packers	P	L	27-30
11/03	at Eagles	P	L	23-28
11/10	Vikings	P	L	7-12
11/17	at Lions	P	L	6-52
12/01	Texans	P	L	20-23
12/08	at Titans	P	W	10-6
12/15	Jets	P	L	25-32
12/22	at Raiders	P	L	14-19
12/29	Titans	P	W	20-13
01/05	at Colts	P	L	23-26+
<b>2024 TOTALS</b>		<b>17-0</b>	<b>4-13</b>	

+ - Overtime





# JAVON FOSTER | 62

POSITION: OFFENSIVE LINEMAN  
HT: 6-5 | WT: 313 | DOB: 3-31-2000  
COLLEGE: MISSOURI  
HOMETOWN: DETROIT, MICH.  
ACQ: D4-'24  
EXP: 2nd YEAR

@\_ybvon  
 @\_ybvon

## KEY TRANSACTIONS

- Originally drafted by Jacksonville in the fourth round (114th overall) in the 2024 draft

## PRO

### 2024 (Jaguars)

- Saw action in four games in his rookie season
- 1/5 at IND:** Saw action on special teams
- 12/29 vs. TEN:** Saw action on special teams
- 12/8 at TEN:** Saw action on special teams
- 11/10 vs. MIN:** Saw action on special teams

## COLLEGE

- During the 2023 season, he was named Third-Team All-America (AP) and 2023 First-Team All-SEC (AP and Coaches), and was a Joe Moore Award Semifinalist
- Appeared in 49 games with 38-straight starts

## PERSONAL

- Attended West Bloomfield High School

## JAVON FOSTER'S NFL REGULAR SEASON STATISTICS

DATE	TEAM	GP	GS
2024	Jaguars	4	0
NFL TOTALS		4	0

## 2024 GAME-BY-GAME REGULAR-SEASON STATISTICS (JAGUARS)

DATE	OPPONENT	P/S		W/L	SCORE
09/08	at Dolphins		ON INACTIVE LIST	L	17-20
09/15	Browns		ON INACTIVE LIST	L	13-18
09/23	at Bills		ON INACTIVE LIST	L	10-47
09/29	at Texans		ON INACTIVE LIST	L	20-24
10/06	Colts		ON INACTIVE LIST	W	37-34
10/13	at Bears		ON INACTIVE LIST	L	16-35
10/20	Patriots		ON INACTIVE LIST	W	32-16
10/27	Packers		ON INACTIVE LIST	L	27-30
11/03	at Eagles		ON INACTIVE LIST	L	23-28
11/10	Vikings	P		L	7-12
11/17	at Lions		ON INACTIVE LIST	L	6-52
12/01	Texans		ON INACTIVE LIST	L	20-23
12/08	at Titans	P		W	10-6
12/15	Jets		ON INACTIVE LIST	L	25-32
12/22	at Raiders		ON INACTIVE LIST	L	14-19
12/29	Titans	P		W	20-13
01/05	at Colts	P		L	23-26+
2024 TOTALS		4-0		4-13	

+ - Overtime







## DENNIS GARDECK | 57

POSITION: LINEBACKER

HT: 6-0 | WT: 232 | DOB: 8-9-1994

COLLEGE: SIOUX FALLS

HOMETOWN: LAKE IN THE HILLS, ILL.

ACQ: FA-'25

EXP: 8th YEAR

 @DGardeck

 @dgardeck

### KEY TRANSACTIONS

- Originally signed by Arizona as an undrafted rookie free agent on 4/30/18
- Re-signed by the Cardinals on 4/15/21
- Re-signed by Arizona on 3/14/22
- Signed by Jacksonville as a free agent on 6/4/25

### PRO

#### 2024 (Cardinals)

- Appeared in seven games (three starts) where he had 20 tackles, six tackles for loss, four quarterback hits, 3.0 sacks, two passes defended, an interception and a forced fumble before suffering a season-ending knee injury
- **9/22 vs. DET:** Posted four tackles (one for loss) and an interception of Lions QB Jared Goff, which he returned 10 yards... Was the only player in the NFL with five tackles for loss and an INT through the first three games of the season
- **9/15 vs. LAR:** Set career highs with six solo tackles, four tackles for loss and 3.0 sacks and added a forced fumble... His three sacks of Rams QB Matthew Stafford resulted in a loss of 19 yards and a fumble recovered by the defense... Joined DL Chandler Jones (2021) as the only players in franchise history to have four-plus TFLs, 3.0-plus sacks and a forced fumble in a single game

#### 2023 (Cardinals)

- Named a captain for the 2023 season
- Played all 17 games, including a career-high eight starts... Led the team with 6.0 sacks and set career highs with 41 tackles, 12 quarterback hits, seven tackles for loss, four passes defended, one forced fumble and one fumble recovery
- **11/12 at ATL:** Had five tackles, one pass defended and a seven-yard sack... The sack gave him 13.0 career sacks, the most in franchise history by a player who entered the NFL as an undrafted free agent
- **10/1 at SF:** Brought down QB Brock Purdy for a 12-yard sack
- **9/17 vs. NYG:** Registered four tackles, two tackles for loss and a sack, becoming just the second Cardinal since 2006 to have 3.0-plus sacks through the first two games of a season
- **9/10 at WAS:** Had four tackles, 2.0 sacks and a forced fumble in the season opener... it marked the fourth multi-sack game of his career and his first with a sack and a forced fumble

#### 2022 (Cardinals)

- Named a Pro Bowl alternate for the second time in his career and a team captain for the third time in his career
- Collected 21 tackles, 1.0 sack, one interception and one forced fumble as well as 10 special teams tackles in 14 games (three starts)
- With 10 special teams tackles, he led or shared the team lead for the third time in five seasons (2019, 2021)
- **10/2 at CAR:** Totaled two tackles, 1.0 sack and the first interception of his career, along with three special teams tackles
- **9/11 vs. KC:** Registered two tackles, a QB hit and a forced fumble to go with two special teams tackles in the season opener

#### 2021 (Cardinals)

- Named a team captain
- Appeared in 14 games, making his first three career starts ... Produced 14 tackles (one for loss), four QB hits and one fumble recovery and added a team-best 13 tackles on special teams
- **1/17 at LAR:** Had a special teams tackle in his postseason debut
- **1/2 at DAL:** Totaled one tackle, one QB hit and one fumble recovery on defense in addition to three special teams tackles
- **10/28 vs. Green Bay:** Registered two tackles, including one for loss on third down to force a Packers punt

#### 2020 (Cardinals)

- Named a team captain for the first time in his career
- Had 10 QB hits, nine tackles, 7.0 sacks and a fumble recovery in just 93 defensive snaps while adding nine special teams tackles... Established a single-season franchise record for the most sacks by a player who entered the league undrafted
- **12/20 vs. PHI:** Had 2.0 or more sacks for a second consecutive game and added a pair of special teams tackles
- **12/13 at NYG:** Recorded 2.0 sacks and his first career fumble recovery in just eight defensive snaps
- **10/11 at NYJ:** Registered a team-high 2.0 sacks @ NYJ (10/11), marking his first multi-sack performance

#### 2019 (Cardinals)



- Named a Pro Bowl alternate as a special teamer
- Posted a team-high 10 tackles and a fumble recovery on special teams in 14 games... Added two tackles on defense
- **12/8 vs. PIT:** Recovered a fourth-quarter fumble that led to a Cardinals TD on the ensuing possession
- **10/20 at NYG:** Registered a career-high three special teams tackles

## 2018 (Cardinals)

- Played in all 16 games as a rookie... Led all NFL rookies with 388 special teams snaps and finished the year with eight special teams tackles
- **12/30 at SEA:** Recovered a blocked punt in the end zone for his first career touchdown
- **10/28 vs. SF:** Had a pair of special teams tackles
- **9/9 vs. WAS:** Made his NFL debut in the season opener

## COLLEGE

- Recorded 345 tackles, 57.5 tackles for loss, 32.0 sacks, nine forced fumbles, two fumble recoveries and one interception in three seasons at West Virginia State (2014-16) and one at Sioux Falls (2017)
- Named Division II All-American as a senior in 2017 after leading the Cougars with 75 tackles, 21 tackles for loss and 14.0 sacks... Also earned First-Team All-NSIC and NSIC Defensive Newcomer of the Year honors
- As a junior at West Virginia State in 2016, named second-team All-Mountain East after collecting 111 tackles, seven tackles for loss, four forced fumbles and 3.0 sacks
- Named First-Team All-Mountain East as a sophomore in 2015 after posting 102 tackles, 22.5 tackles for loss, eight passes defended, three forced fumbles, an interception and a fumble recovery

## PERSONAL

- Two-time Salute to Service award nominee with Arizona (2019, 2023)
- Named All-Conference and All-Area during his senior year at Crystal Lake (Ill.) South High School
- Also earned All-Conference honors as a defenseman in lacrosse
- Worked at McDonald's and Panda Express as a Division II student athlete; used the work to pay for gas money and the free food as he tried to put on weight
- Heavily involved in community service; during his time with the Cardinals, he rarely missed an opportunity to participate in a team community event
- He and his wife, Codi, have a son, Cooper

### DENNIS GARDECK'S NFL REGULAR SEASON DEFENSIVE STATISTICS

		TACKLES										INTERCEPTIONS						O. FUMB				ST				MISC			
DATE	TEAM	GP	GS	TK	S	A	TFL	YDS	SK	YDS	QBH	NO	YDS	LG	TD	PD	FF	FR	TD	YDS	TK	S	A	FF	FR	S	A		
2018	Cardinals	16	0	0	0	0	0	0	0.0	0.0	0	0	0	0	0	0	0	0	0	0	7	7	0	0	0	0	0		
2019	Cardinals	14	0	2	1	1	0	0	0.0	0.0	0	0	0	0	0	0	0	1	0	0	9	6	3	0	0	0	0		
2020	Cardinals	14	0	9	9	0	7	41	7.0	41.0	10	0	0	0	0	0	0	1	0	0	7	5	2	0	0	0	0		
2021	Cardinals	14	3	14	11	3	1	2	0.0	0.0	4	0	0	0	0	0	0	1	0	0	9	3	6	0	0	0	0		
2022	Cardinals	14	3	21	14	7	2	8	1.0	8.0	5	1	24	24	0	1	1	0	0	0	10	8	2	0	0	0	0		
2023	Cardinals	17	8	41	32	9	7	32	6.0	52.0	12	0	0	0	0	4	1	0	0	2	3	3	0	0	1	0	0		
2024	Cardinals	7	3	20	15	5	6	24	3.0	19.0	4	1	10	10	0	2	1	0	0	0	2	2	0	0	0	0	0		
NFL TOTALS		96	17	107	82	25	23	107	17.0	120.0	35	2	34	24	0	7	3	3	0	2	47	34	13	0	1	0	0		

### DENNIS GARDECK'S NFL POSTSEASON DEFENSIVE STATISTICS

		TACKLES										INTERCEPTIONS							O. FUMB					ST					MISC		
DATE	TEAM	GP	GS	TK	S	A	TFL	YDS	SK	YDS	QBH	NO	YDS	LG	TD	PD	FF	FR	TD	YDS	TK	S	A	FF	FR	S	A				
2021	Cardinals	1	0	0	0	0	0	0	0.0	0.0	0	0	0	0	0	0	0	0	0	0	1	1	0	0	0	0	0				
NFL TOTALS		1	0	0	0	0	0	0	0.0	0.0	0	0	0	0	0	0	0	0	0	0	1	1	0	0	0	0	0				

### SINGLE-GAME HIGHS: DEFENSIVE

<b>Total Tackles</b>	6 vs. Los Angeles Rams, Sep 15, 2024	<b>Fumble Recoveries</b>	1 at Dallas Cowboys, Jan 02, 2022
	5 vs. Atlanta Falcons, Nov 12, 2023		1 at New York Giants, Dec 13, 2020
<b>Solo Tackles</b>	6 vs. Los Angeles Rams, Sep 15, 2024	<b>Tackles For Loss</b>	...1 more at 1.
	4 vs. New York Giants, Sep 17, 2023		4 vs. Los Angeles Rams, Sep 15, 2024
<b>Sacks</b>	3.0 vs. Los Angeles Rams, Sep 15, 2024	<b>Interceptions</b>	2 vs. New York Giants, Sep 17, 2023
	2.0 at Washington Commanders, Sep 10, 2023		...3 more at 2.
<b>Passes Defensed</b>	...3 more at 2.0.	<b>Special Teams Tackles</b>	1 vs. Detroit Lions, Sep 22, 2024
	2 at Pittsburgh Steelers, Dec 03, 2023		1 at Carolina Panthers, Oct 02, 2022
<b>Forced Fumbles</b>	1 vs. Detroit Lions, Sep 22, 2024		3 at Carolina Panthers, Oct 02, 2022
	...3 more at 1.		3 at New York Giants, Oct 20, 2019
	1 vs. Los Angeles Rams, Sep 15, 2024		
	1 at Washington Commanders, Sep 10, 2023		
	...1 more at 1.		



# SINGLE-GAME HIGHS - POSTSEASON: DEFENSIVE

## Special Teams Tackles


1 at Los Angeles Rams, Jan 17, 2022

### 2024 GAME-BY-GAME REGULAR-SEASON STATISTICS (CARDINALS)

			TACKLES								INTERCEPTIONS					O. FUMB				ST				MISC				
DATE	OPPONENT	P/S	TK	S	A	SK	YDS	TFL	YDS	QBH	NO	YDS	LG	TD	PD	FF	FR	TD	YDS	TK	S	A	FF	FR	S	A	W/L	SCORE
09/08	at Bills	P	0	0	0	0.0	0.0	0	0	0	0	0	0	0	0	0	0	0	0	0	0	0	0	0	0	0	L	28-34
09/15	Rams	P	6	6	0	3.0	19.0	4	22	3	0	0	0	0	0	1	0	0	0	0	0	0	0	0	0	0	W	41-10
09/22	Lions	P	4	2	2	0.0	0.0	1	1	0	1	10	10	0	1	0	0	0	0	0	0	0	0	0	0	0	L	13-20
09/29	Commanders	P	4	3	1	0.0	0.0	0	0	0	0	0	0	0	0	0	0	0	0	1	1	0	0	0	0	0	L	14-42
10/06	at 49ers	S	0	0	0	0.0	0.0	0	0	0	0	0	0	0	1	0	0	0	0	0	0	0	0	0	0	0	W	24-23
10/13	at Packers	S	3	2	1	0.0	0.0	1	1	0	0	0	0	0	0	0	0	0	0	1	1	0	0	0	0	0	L	13-34
10/21	Chargers	S	3	2	1	0.0	0.0	0	0	1	0	0	0	0	0	0	0	0	0	0	0	0	0	0	0	0	W	17-15
10/27	at Dolphins		INJURED RESERVE																								W	28-27
11/03	Bears		INJURED RESERVE																								W	29-9
11/10	Jets		INJURED RESERVE																								W	31-6
11/24	at Seahawks		INJURED RESERVE																								L	6-16
12/01	at Vikings		INJURED RESERVE																								L	22-23
12/08	Seahawks		INJURED RESERVE																								L	18-30
12/15	Patriots		INJURED RESERVE																								W	30-17
12/22	at Panthers		INJURED RESERVE																								L	30-36+
12/28	at Rams		INJURED RESERVE																								L	9-13
01/05	49ers		INJURED RESERVE																								W	47-24
2024 TOTALS			7-3	20	15	5	3.0	19.0	6	24	4	1	10	10	0	2	1	0	0	0	2	2	0	0	0	0	0	8-9

+ - Overtime





## B.J. GREEN II | 95

POSITION: DEFENSIVE LINEMAN

HT: 6-1 | WT: 270 | DOB: 7-3-2003

COLLEGE: COLORADO

HOMETOWN: ATLANTA, GA.

ACQ: UDFA-25

EXP: R

@bjgreenII

@bjgreenII

### KEY TRANSACTIONS

- Originally signed by Jacksonville as an undrafted free agent following the 2025 draft

### COLLEGE

- Played in 49 games at Arizona State (2021-23) and Colorado (2024)
- Played in all 13 games (11 starts) at Colorado in 2024 and finished the season with 33 tackles (19 solo), 12 tackles for a loss, 7.5 sacks, two forced fumbles, one fumble recovery and one blocked kick... Named All-Big 12 Defensive Newcomer of the Year and All-Big 12 First-Team Defensive Lineman (Coaches and Associated Press)
- Played in all 36 games across three seasons at Arizona State, finishing with 60 tackles, 21 tackles for loss, 13.5 sacks and one forced fumble
- Named All-Pac 12 Second-Team in 2023 with 39 tackles, 11.5 tackles for loss, 6.0 sacks and a forced fumble
- Tallied 13 tackles, 4.5 tackles for loss and 2.5 sacks as a sophomore... Ranked fourth among FBS interior linemen with 11 quarterback hits
- Led the team with 5.0 sacks as a walk-on freshman, becoming only the fourth true freshman in program history to lead the team in sacks

### PERSONAL

- Transferred to Prince Avenue (Bogart, Ga.) prior to his senior season to play for head coach Greg Vandeagriff, leading the Wolverines to their first-ever State Championship
- Finished his senior campaign with 73 tackles, 20 tackles for loss, and 12.0 sacks despite missing three games
- Named a 2020 Georgia Public Broadcasting All-State Honorable Mention

### B.J. GREEN II'S COLLEGE DEFENSIVE STATISTICS

		TACKLES								INTERCEPTIONS							O. FUMB				ST				MISC		
DATE	TEAM	GP	GS	TK	S	A	TFL	YDS	SK	YDS	QBH	NO	YDS	LG	TD	PD	FF	FR	TD	YDS	TK	S	A	FF	FR	S	A
2021	Arizona St.	12	0	8	6	2	5.0	43.0	5.0	43.0	1	0	0	0	0	0	0	0	0	0	0	0	0	0	0	0	0
2022	Arizona St.	12	1	13	7	6	4.5	37.0	2.5	26.0	2	0	0	0	0	0	0	0	0	0	0	0	0	0	0	0	0
2023	Arizona St.	12	12	39	21	18	11.5	55.0	6.0	38.0	11	0	0	0	0	0	1	0	0	0	0	0	0	0	0	0	0
2024	Colorado	13	11	33	19	14	12.0	68.0	7.5	54.0	12	0	0	0	0	0	2	1	0	0	0	0	0	0	0	0	0
TOTALS		49	24	93	53	40	33.0	203.0	21.0	161.0	26	0	0	0	0	0	3	1	0	0	0	0	0	0	0	0	0

### COLLEGE 2024 GAME-BY-GAME STATISTICS (COLORADO)

			TACKLES								INTERCEPTIONS						O. FUMB				ST				MISC			
DATE	OPPONENT	P/S	TK	S	A	SK	YDS	TFL	YDS	QBH	NO	YDS	LG	TD	PD	FF	FR	TD	YDS	TK	S	A	FF	FR	S	A	W/L	SCORE
08/29	North Dakota St.	P	1	1	0	0.0	0.0	1.0	7.0	0	0	0	0	0	0	0	0	0	0	0	0	0	0	0	0	0	W	31-26
09/07	at Nebraska	P	0	0	0	0.0	0.0	0.0	0.0	1	0	0	0	0	0	0	0	0	0	0	0	0	0	0	0	0	L	10-28
09/14	at Colorado St.	S	3	0	3	0.0	0.0	0.5	1.0	1	0	0	0	0	0	0	1	0	0	0	0	0	0	0	0	0	W	28-9
09/21	Baylor	S	2	2	0	0.0	0.0	2.0	4.0	0	0	0	0	0	0	0	0	0	0	0	0	0	0	0	0	0	W	38-31+
09/28	at UCF	S	1	0	1	0.0	0.0	0.5	1.0	0	0	0	0	0	0	0	0	0	0	0	0	0	0	0	0	0	W	48-21
10/12	Kansas St.	S	4	3	1	2.0	16.0	2.0	16.0	1	0	0	0	0	0	0	0	0	0	0	0	0	0	0	0	0	L	28-31
10/19	at Arizona	S	3	1	2	1.0	6.0	1.0	6.0	0	0	0	0	0	0	1	0	0	0	0	0	0	0	0	0	0	W	34-7
10/26	Cincinnati	S	1	1	0	0.0	0.0	0.0	0.0	0	0	0	0	0	0	0	0	0	0	0	0	0	0	0	0	0	W	34-23
11/09	at Texas Tech	S	3	2	1	2.0	20.0	2.0	20.0	1	0	0	0	0	0	1	0	0	0	0	0	0	0	0	0	0	W	41-27
11/16	Utah	S	5	2	3	0.5	5.0	1.0	6.0	2	0	0	0	0	0	0	0	0	0	0	0	0	0	0	0	0	W	49-24
11/23	at Kansas	S	5	4	1	1.0	1.0	1.0	1.0	2	0	0	0	0	0	0	0	0	0	0	0	0	0	0	0	0	L	21-37
11/29	Oklahoma St.	S	2	2	0	1.0	6.0	1.0	6.0	3	0	0	0	0	0	0	0	0	0	0	0	0	0	0	0	0	W	52-0
12/28	BYU	S	3	1	2	0.0	0.0	0.0	0.0	1	0	0	0	0	0	0	0	0	0	0	0	0	0	0	0	0	L	14-36
2024 TOTALS		13-11	33	19	14	7.5	54.0	12.0	68.0	12	0	0	0	0	0	2	1	0	0	0	0	0	0	0	0	0	0	9-4

+ - Overtime







## ROBERT HAINSEY | 73

POSITION: OFFENSIVE LINEMAN  
HT: 6-4 | WT: 306 | DOB: 8-12-1998  
COLLEGE: NOTRE DAME  
HOMETOWN: PITTSBURGH, PA.  
ACQ: UFA (TB)-'25  
EXP: 5th YEAR

 @roberthainsey72

### KEY TRANSACTIONS

- Selected in the third round (95th overall) of the 2021 NFL Draft by the Buccaneers
- Signed with Jacksonville on 3/13/25

### PRO

#### 2024 (Buccaneers)

- Appeared in all 17 regular-season games, including one start at center, helping Tampa Bay become the first team in NFL history to finish a season averaging 5.0-plus yards per rush (5.3) and a completion percentage of over 70.0 (71.5)... Saw action in the Buccaneers' NFC Wild Card appearance
- **10/13 at N.O.:** Started at center and played all 77 offensive snaps... Contributed to an offensive line that helped produce 594 net yards of offense, the highest single-game mark in franchise history

#### 2023 (Buccaneers)

- Started in all 17 regular-season games and two postseason games at center
- **1/21 at DET:** Started at center and paved the way for an offense that generated 408 net yards, the third-highest single-game mark in Buccaneers postseason history
- **1/15 vs. PHI:** Started at center and helped the Buccaneers offense produce the largest yardage differential in a playoff game in team history
- **9/17 vs. CHI:** Started at center and contributed to an offensive line that helped generate 437 net yards of offense... Tampa Bay's 437 yards in Week 2 marked the fifth-highest output by any team through the first two weeks of the season

#### 2022 (Buccaneers)

- Started all 17 games at center in 2022 as part of an offensive line that yielded the fewest sacks in the league and protected the league's second-ranked passing offense
- **1 vs. CAR:** Started at center and contributed to an offense that produced season-highs with 478 yards of total offense and 411 net passing yards
- **12/11 at S.F.:** Started at center and was part of an offensive line that did not allow a sack in 55 dropbacks, the most pass attempts by the Buccaneers without allowing a sack in a regulation game since 1980

#### 2021 (Buccaneers)

- Appeared in 11 regular-season games as a rookie and two postseason contests

### COLLEGE

- Started 34-of-46 games at Notre Dame (2017-20), including all 12 games in 2020 en route to the Fighting Irish's berth in the College Football Playoff
- As a senior in 2020, was named Team Captain, Notre Dame's Offensive Lineman of the Year, Senior Class First-Team All-American and Second-Team All-ACC, while finishing as a finalist for the Senior CLASS Award... Part of an offensive line that finished as a finalist for the Joe Moore Award, given annually to the Most Outstanding Offensive Line Unit
- As a freshman (2017), saw action in all 13 games (one start) as part of the Notre Dame offensive line that won the Joe Moore Award... The Fighting Irish's offense ranked seventh in the FBS in rushing yards per game (269.3), establishing school records for rushing yards (3,503) and yards per carry (6.3)

### PERSONAL

- Majored in finance
- Attended IMG Academy (Bradenton, Fla.)
- Named 2016 American Family Insurance first-team All-USA Virginia
- Selected to participate in the 2016 Under Armour All-American Game in St. Petersburg, Fla.



### ROBERT HAINSEY'S NFL REGULAR SEASON STATISTICS

DATE	TEAM	GP	GS
2021	Buccaneers	9	0
2022	Buccaneers	17	17
2023	Buccaneers	17	17
2024	Buccaneers	17	1
<b>NFL TOTALS</b>		<b>60</b>	<b>35</b>

### ROBERT HAINSEY'S NFL POSTSEASON STATISTICS

DATE	TEAM	GP	GS
2021	Buccaneers	2	0
2022	Buccaneers	0	0
2023	Buccaneers	2	2
2024	Buccaneers	1	0
<b>NFL TOTALS</b>		<b>5</b>	<b>2</b>

### 2024 GAME-BY-GAME REGULAR-SEASON STATISTICS (BUCCANEERS)

DATE	OPPONENT	P/S	W/L	SCORE
09/08	Commanders	P	W	37-20
09/15	at Lions	P	W	20-16
09/22	Broncos	P	L	7-26
09/29	Eagles	P	W	33-16
10/03	at Falcons	P	L	30-36+
10/13	at Saints	S	W	51-27
10/21	Ravens	P	L	31-41
10/27	Falcons	P	L	26-31
11/04	at Chiefs	P	L	24-30+
11/10	49ers	P	L	20-23
11/24	at Giants	P	W	30-7
12/01	at Panthers	P	W	26-23+
12/08	Raiders	P	W	28-13
12/15	at Chargers	P	W	40-17
12/22	at Cowboys	P	L	24-26
12/29	Panthers	P	W	48-14
01/05	Saints	P	W	27-19
<b>2024 TOTALS</b>		<b>17-1</b>	<b>10-7</b>	

+ - Overtime

### 2024 GAME-BY-GAME POSTSEASON STATISTICS (BUCCANEERS)

DATE	OPPONENT	P/S	W/L	SCORE
01/12	Commanders	P	L	20-23
<b>2024 TOTALS</b>		<b>1-0</b>	<b>0-1</b>	





## DAVON HAMILTON | 52

POSITION: DEFENSIVE TACKLE


HT: 6-4 | WT: 335 | DOB: 2-1-1997

COLLEGE: OHIO STATE

HOMETOWN: PICKERINGTON, OHIO

ACQ: D3-'20

EXP: 6th YEAR

 @dmhamilton53

 @davonhamilton53

### KEY TRANSACTIONS

- Originally selected by Jacksonville in the third round (73rd overall) of the 2020 draft

### PRO

#### 2024 (Jaguars)

- Played in all 17 games and made 14 starts... Totaled a career-high 62 tackles (24 solo), five tackles for loss and two quarterback hits
- 1/5 at IND:** Recorded a single-game career-high-tying eight tackles (five solo)... His eight tackles were the most by a Jaguars defensive lineman in a single game since DE Josh Hines-Allen had 10 on Sept. 10, 2023
- 12/15 vs. NYJ:** Recorded three solo tackles and one quarterback hit
- 12/1 vs. HOU:** Recorded five tackles (three solo) and one tackle for loss

#### 2023 (Jaguars)

- Saw action in eight games (two starts) after opening the season on injured reserve... Recorded 12 tackles (seven solo), including one for loss
- 1/7 at TEN:** Recorded a season-high four total tackles (three solo) and saw action on special teams
- 12/24 at T.B.:** Posted three solo tackles and one tackle for loss

#### 2022 (Jaguars)

- Saw action in all 17 regular-season games with 14 starts and started both postseason games... In the regular season, he posted 56 tackles (27 solo), five tackles for loss, 2.5 sacks and one pass defended... In the postseason, he posted eight tackles (three solo), two passes defended, one tackle for loss, and one quarterback hit
- 1/21 at K.C.:** Started at defensive tackle and posted five tackles (three solo), one tackle for loss, one QB hit, and one pass defended
- 12/22 at NYJ:** Started at defensive tackle and recorded four tackles (two solo) and 1.0 sack
- 11/27 vs. BAL:** Saw action on defense and on special teams and recorded three tackles (one solo), one tackle for loss, 1.0 sack, one forced fumble and one fumble recovery

#### 2021 (Jaguars)

- Finished the season with 46 total tackles (26 solo), including two tackles for loss, and two passes defended in 16 games (eight starts)
- 12/19 vs. HOU:** Started at defensive tackle and recorded three solo tackles, including one tackle for loss, and one pass defended
- 10/10 vs. TEN:** Started at defensive tackle and tied for a team-high seven total tackles (five solo) and one pass defended

#### 2020 (Jaguars)

- Saw action in 11 games during his rookie campaign, starting five, and totaled 30 tackles (14 solo), 1.0 sack, one fumble recovery, one pass defended and one tackle for loss... Placed on injured reserve on Dec. 5 with a knee injury
- 10/25 at LAC:** Started at defensive end and posted a career-high eight tackles, including one tackle for loss, and two quarterback hits
- 10/4 at CIN:** Saw action at defensive tackle and collected a career-high five tackles

### COLLEGE

- Played in 54 games with 17 starts during four seasons at Ohio State, accumulating 21 tackles for loss and 7.0 sacks
- Competed at the 2020 Senior Bowl
- Posted 33 reps on the bench press at the 2020 Combine, the most of any defensive lineman

### PERSONAL

- In July 2024, participated in a mission trip to Zimbabwe
- Named First-Team Associated Press All-State in 2014 after a 67-tackle, 13-tackle-for-loss season while helping Pickerington to an 11-1 record and into the second round of the state playoffs
- Named the Ohio Capital Conference's Ohio Division Player of the Year and Division I Central District Player of the Year as a senior
- Son of Sabrina and Damian Hamilton
- He and his wife Julia have two sons, Ace and Roman
- Younger brother, Ty, also plays defensive line and was drafted by the Los Angeles Rams in the fifth round in 2025
- Has two dogs, Charlie and Woods



# DAVON HAMILTON'S NFL REGULAR SEASON DEFENSIVE STATISTICS

DATE	TEAM	GP	GS	TK	S	A	TACKLES				YDS	QBH	INTERCEPTIONS				O. FUMB				ST				MISC			
							TFL	YDS	SK	YDS			NO	YDS	LG	TD	PD	FF	FR	TD	YDS	TK	S	A	FF	FR	S	A
2020	Jaguars	11	6	30	14	16	2	11	1.0	10.0	5	0	0	0	0	1	0	1	0	0	0	0	0	0	0	0	0	0
2021	Jaguars	16	8	46	26	20	2	13	1.0	12.0	2	0	0	0	0	2	0	1	0	0	0	0	0	0	0	0	0	0
2022	Jaguars	17	14	56	27	29	5	10	2.5	7.0	6	0	0	0	0	1	1	1	0	0	0	0	0	0	0	0	0	0
2023	Jaguars	8	2	12	7	5	1	4	0.0	0.0	0	0	0	0	0	0	0	0	0	0	0	0	0	0	0	0	0	0
2024	Jaguars	17	14	62	34	28	5	11	0.0	0.0	2	0	0	0	0	0	0	0	0	0	0	0	0	0	0	0	0	0
NFL TOTALS		69	44	206	108	98	15	49	4.5	29.0	15	0	0	0	0	4	1	3	0	0	0	0	0	0	0	0	0	0

# DAVON HAMILTON'S NFL POSTSEASON DEFENSIVE STATISTICS

DATE	TEAM	GP	GS	TK	S	A	TACKLES				YDS	QBH	INTERCEPTIONS				O. FUMB				ST				MISC			
							TFL	YDS	SK	YDS			NO	YDS	LG	TD	PD	FF	FR	TD	YDS	TK	S	A	FF	FR	S	A
2022	Jaguars	2	2	8	3	5	1	3	0.0	0.0	1	0	0	0	0	2	0	0	0	0	0	0	0	0	0	0	0	0
NFL TOTALS		2	2	8	3	5	1	3	0.0	0.0	1	0	0	0	0	2	0	0	0	0	0	0	0	0	0	0	0	0

## SINGLE-GAME HIGHS: DEFENSIVE

Total Tackles	8 at Indianapolis Colts, Jan 05, 2025	Forced Fumbles	1 vs. Baltimore Ravens, Nov 27, 2022
	8 at Los Angeles Chargers, Oct 25, 2020	Fumble Recoveries	1 vs. Indianapolis Colts, Jan 09, 2022
Solo Tackles	5 at Indianapolis Colts, Jan 05, 2025		1 vs. Houston Texans, Nov 08, 2020
	4 vs. Minnesota Vikings, Nov 10, 2024	Tackles For Loss	1 vs. Houston Texans, Dec 01, 2024
	...4 more at 4.		1 vs. New England Patriots, Oct 20, 2024
Sacks	1.0 at New York Jets, Dec 22, 2022		...12 more at 1.
	1.0 vs. Baltimore Ravens, Nov 27, 2022		
	...2 more at 1.0.		
Passes Defensed	1 vs. Dallas Cowboys, Dec 18, 2022		
	1 vs. Houston Texans, Dec 19, 2021		
	...2 more at 1.		

## SINGLE-GAME HIGHS - POSTSEASON: DEFENSIVE

Total Tackles	5 at Kansas City Chiefs, Jan 21, 2023	Passes Defensed	1 vs. Los Angeles Chargers, Jan 14, 2023
	3 vs. Los Angeles Chargers, Jan 14, 2023	Tackles For Loss	1 at Kansas City Chiefs, Jan 21, 2023
Solo Tackles	3 at Kansas City Chiefs, Jan 21, 2023		

## 2024 GAME-BY-GAME REGULAR-SEASON STATISTICS (JAGUARS)

TACKLES										INTERCEPTIONS						O. FUMB				ST					MISC			
DATE	OPPONENT	P/S	TK	S	A	SK	YDS	TFL	YDS	QBH	NO	YDS	LG	TD	PD	FF	FR	TD	YDS	TK	S	A	FF	FR	S	A	W/L	SCORE
09/08	at Dolphins	S	1	1	0	0.0	0.0	1	1	0	0	0	0	0	0	0	0	0	0	0	0	0	0	0	0	0	L	17-20
09/15	Browns	P	2	2	0	0.0	0.0	0	0	1	0	0	0	0	0	0	0	0	0	0	0	0	0	0	0	0	L	13-18
09/23	at Bills	P	0	0	0	0.0	0.0	0	0	0	0	0	0	0	0	0	0	0	0	0	0	0	0	0	0	0	L	10-47
09/29	at Texans	P	2	1	1	0.0	0.0	0	0	0	0	0	0	0	0	0	0	0	0	0	0	0	0	0	0	0	L	20-24
10/06	Colts	S	2	1	1	0.0	0.0	0	0	0	0	0	0	0	0	0	0	0	0	0	0	0	0	0	0	0	W	37-34
10/13	at Bears	S	2	2	0	0.0	0.0	1	2	0	0	0	0	0	0	0	0	0	0	0	0	0	0	0	0	0	L	16-35
10/20	Patriots	S	5	1	4	0.0	0.0	1	4	0	0	0	0	0	0	0	0	0	0	0	0	0	0	0	0	0	W	32-16
10/27	Packers	S	7	3	4	0.0	0.0	0	0	0	0	0	0	0	0	0	0	0	0	0	0	0	0	0	0	0	L	27-30
11/03	at Eagles	S	4	1	3	0.0	0.0	0	0	0	0	0	0	0	0	0	0	0	0	0	0	0	0	0	0	0	L	23-28
11/10	Vikings	S	7	4	3	0.0	0.0	0	0	0	0	0	0	0	0	0	0	0	0	0	0	0	0	0	0	0	L	7-12
11/17	at Lions	S	3	2	1	0.0	0.0	0	0	0	0	0	0	0	0	0	0	0	0	0	0	0	0	0	0	0	L	6-52
12/01	Texans	S	5	3	2	0.0	0.0	1	2	0	0	0	0	0	0	0	0	0	0	0	0	0	0	0	0	0	L	20-23
12/08	at Titans	S	5	2	3	0.0	0.0	1	2	0	0	0	0	0	0	0	0	0	0	0	0	0	0	0	0	0	W	10-6
12/15	Jets	S	3	3	0	0.0	0.0	0	0	1	0	0	0	0	0	0	0	0	0	0	0	0	0	0	0	0	L	25-32
12/22	at Raiders	S	5	3	2	0.0	0.0	0	0	0	0	0	0	0	0	0	0	0	0	0	0	0	0	0	0	0	L	14-19
12/29	Titans	S	1	0	1	0.0	0.0	0	0	0	0	0	0	0	0	0	0	0	0	0	0	0	0	0	0	0	W	20-13
01/05	at Colts	S	8	5	3	0.0	0.0	0	0	0	0	0	0	0	0	0	0	0	0	0	0	0	0	0	0	0	L	23-26+
2024 TOTALS		17-14	62	34	28	0.0	0.0	5	11	2	0	0	0	0	0	0	0	0	0	0	0	0	0	0	0	0	4-13	

+ - Overtime







## ANTON HARRISON | 77

**POSITION:** OFFENSIVE LINEMAN

**HT:** 6-4 | **WT:** 315 | **DOB:** 2-2-2002

**COLLEGE:** OKLAHOMA

**HOMETOWN:** WASHINGTON, D.C.

**ACQ:** D1-'23

**EXP:** 3rd YEAR

 Ayee\_Tonn

 ayeetonn

### KEY TRANSACTIONS

- Originally drafted by Jacksonville in the first round (27th overall) of the 2023 draft

### PRO

#### 2024 (Jaguars)

- Started all 16 games in which he appeared at right tackle
- 12/15 vs. NYJ:** Started at right tackle and played all 84 offensive snaps
- 10/20 vs. N.E.:** Started at right tackle and played all 61 offensive snaps... Part of an offensive line that allowed RB Tank Bigsby to rush for a career-high and season-high 118 yards and two touchdowns
- 10/6 vs. IND:** Started at right tackle and played all 58 offensive snaps... Part of an offensive line that did not allow a sack on QB Trevor Lawrence who threw for a career-high 371 yards

#### 2023 (Jaguars)

- Started all 17 games at right tackle
- 12/10 at CLE:** Started at right tackle and played all 76 offensive snaps and three snaps on special teams
- 11/26 at HOU:** Started at right tackle and played all 76 offensive snaps and five snaps on special teams
- 10/8 at BUF:** Started at right tackle and played all 88 offensive snaps and three snaps on special teams

### COLLEGE

- Played in 34 career games and made 24 starts in three seasons at Oklahoma
- 23 of his starts were at left tackle and one at right tackle
- Named to the All-Big 12 First Team by the league's coaches and AP in 2022
- In 2022, allowed just one sack and no QB hits in 447 pass-blocking plays

### PERSONAL

- Was the No. 3 recruit in the Washington, D.C., area by Rivals, No. 4 by ESPN and No. 5 by 247Sports coming out of high school
- Was a dual athlete at Archbishop Carroll Catholic High School and was offered to play both basketball and football at the University of Maryland before deciding to commit to the University of Oklahoma
- Son of Andre Harrison and Crystal Wiley... Has two brothers, Donte Harrison and Mehki Moore
- Majored in human relations
- Passionate about his controversial food takes

#### ANTON HARRISON'S NFL REGULAR SEASON STATISTICS

DATE	TEAM	GP	GS
2023	Jaguars	17	17
2024	Jaguars	16	16
NFL TOTALS		33	33



# 2024 GAME-BY-GAME REGULAR-SEASON STATISTICS (JAGUARS)

DATE	OPPONENT	P/S		W/L	SCORE
09/08	at Dolphins	S		L	17-20
09/15	Browns	S		L	13-18
09/23	at Bills	S		L	10-47
09/29	at Texans	S		L	20-24
10/06	Colts	S		W	37-34
10/13	at Bears	S		L	16-35
10/20	Patriots	S		W	32-16
10/27	Packers	S		L	27-30
11/03	at Eagles	S		L	23-28
11/10	Vikings	S		L	7-12
11/17	at Lions	S		L	6-52
12/01	Texans	S		L	20-23
12/08	at Titans		ON INACTIVE LIST	W	10-6
12/15	Jets	S		L	25-32
12/22	at Raiders	S		L	14-19
12/29	Titans	S		W	20-13
01/05	at Colts	S		L	23-26+
2024 TOTALS		16-16		4-13	

+ - Overtime





# SETH HENIGAN | 19

POSITION: QUARTERBACK  
HT: 6-3 | WT: 215 | DOB: 3-10-2003  
COLLEGE: MEMPHIS  
HOMETOWN: DENTON, TEXAS  
ACQ: UDFA-25  
EXP: R

@seth\_henigan  
 @seth.henigan

## COLLEGE

- Played in 49 games over four seasons at Memphis (2021-24)
- Completed 1,120-of-1,754 passes for 13,868 yards and 104 touchdowns to 29 interceptions and rushed 384 times for 895 yards and nine touchdowns
- Holds the program record for all-time touchdowns and threw a touchdown pass in 41 consecutive games, tied with QB Marcus Mariota for the second-longest such streak in FBS history
- Selected as Third-Team All-AAC in 2024 after completing 309-of-477 passes for 3,502 yards and 25 touchdowns to six interceptions and rushing 80 times for 190 yards and a touchdown
- Named Second-Team All-AAC in 2023, starting all 13 games and completing 318-of-476 passes for 3,883 yards, 32 touchdowns and nine interceptions... Ran for 274 yards on 94 attempts with five scores... Finished the season ranked fourth in the NCAA in passing yards and fifth in passing touchdowns
- Completed 286-of-446 passes for 3,571 yards, 22 touchdowns and eight interceptions along with rushing 146 times for 289 yards and four scores in 13 starts in 2022
- Started all 11 games in which he appeared for the Tigers in 2021, becoming the first true freshman to start a season-opener in program history... Completed 235-of-393 passes for 3,322 yards, 25 touchdowns and eight interceptions, ranking 11th in the nation in passing yards per game (302.0)

## PERSONAL

- Three-year starter for the Denton Ryan (Texas) program led by his father, Dave, as head coach
- Amassed 7,234 passing yards while throwing 79 touchdowns to just 14 interceptions over his career
- Led Denton Ryan to a 44-2 record from 2018-20
- Captured 2020 5A Division I State title and also had appearances in the 2019 5A Division I Championship game and the 2018 5A Division I semifinals


## SETH HENIGAN'S COLLEGE PASSING/RUSHING STATISTICS

PASSING																			RUSHING			
DATE	TEAM	GP	GS	ATT.	CMP.	PCT.	YDS	AVG.	TD	INT.	LG	SK	LST	NO.	YDS.	AVG.	LG	TD				
2021	Memphis	11	11	393	235	59.8	3,322	8.5	25	8	75	23	118	80	147	1.8	19	0				
2022	Memphis	13	13	445	285	64.0	3,559	8.0	22	8	79	35	218	146	287	2.0	30	4				
2023	Memphis	13	13	475	317	66.7	3,880	8.2	32	9	70	19	88	94	274	2.9	24	5				
2024	Memphis	12	12	477	309	64.8	3,502	7.3	25	6	89	19	120	80	190	2.4	23	1				
TOTALS		49	49	1,790	1,146	64.0	14,263	8.0	104	31	89	96	544	400	898	2.2	30	10				

## COLLEGE 2024 GAME-BY-GAME STATISTICS (MEMPHIS)

			PASSING										RUSHING							
DATE	OPPONENT	P/S	ATT	CMP	YDS	PCT	Y/A	Y/C	TD	INT	LG	SK/YD	ATT	YDS	LG	TD	W/L	SCORE		
08/31	North Ala.	S	30	22	308	73.3	10.3	14.0	2	0	45	1/11	4	0	10	0	W	40-0		
09/07	Troy	S	30	20	161	66.7	5.4	8.1	1	0	26	0/0	2	24	20	0	W	38-17		
09/14	at Florida St.	S	38	25	272	65.8	7.2	10.9	2	1	43	3/19	8	-7	10	0	W	20-12		
09/21	at Navy	S	56	32	371	57.1	6.6	11.6	2	1	37	1/1	8	29	10	0	L	44-56		
09/28	Middle Tenn.		DID NOT PLAY (NON-INJURY)														W	24-7		
10/12	at South Fla.	S	40	28	208	70.0	5.2	7.4	2	1	31	1/2	7	26	13	0	W	21-3		
10/19	North Texas	S	38	24	319	63.2	8.4	13.3	1	0	62	2/6	6	9	6	1	W	52-44		
10/26	Charlotte	S	32	20	212	62.5	6.6	10.6	2	1	40	3/23	7	-10	8	0	W	33-28		
11/02	at UTSA	S	52	35	454	67.3	8.7	13.0	4	1	69	3/23	7	8	23	0	L	36-44		
11/08	Rice	S	31	14	159	45.2	5.1	11.4	1	1	34	1/9	5	18	9	0	W	27-20		
11/16	UAB	S	34	23	299	67.6	8.8	13.0	4	0	37	0/0	5	8	4	0	W	53-18		
11/28	at Tulane	S	29	22	218	75.9	7.5	9.9	2	0	42	4/26	11	10	15	0	W	34-24		
12/17	at West Virginia	S	26	18	294	69.2	11.3	16.3	2	0	89	0/0	8	61	23	0	W	42-37		
2024 TOTALS		12-12	436	283	3,275	64.9	7.5	11.6	25	6	89	19/120	78	176	23	1	11-2			





# PATRICK HERBERT | 47

POSITION: TIGHT END

HT: 6-5 | WT: 255 | DOB: 10-18-2000

COLLEGE: OREGON

HOMETOWN: EUGENE, ORE.

ACQ: UDFA-'25

EXP: R

@patherbert5

## KEY TRANSACTIONS

- Originally signed by Jacksonville as an undrafted free agent following the 2025 draft

## COLLEGE

- Played in 41 games over three seasons (2022-24) at Oregon
- Career totals include 31 catches for 388 yards and four touchdowns
- Played in all 14 games for the Ducks in 2024, making six starts at tight end, and caught 10 passes for 97 yards
- Appeared in all 14 games (four starts) and set career highs in receptions (15), receiving yards (196) and receiving touchdowns (three) in 2023
- Played in all 13 games after missing the previous two seasons due to injury, totaling six catches for 95 yards and a touchdown

## PERSONAL

- Three-year letterman at Sheldon High School (Eugene, Ore.)
- Had 43 receptions for 797 yards and 11 touchdowns on offense, while finishing with 69 tackles, 10 tackles for loss and 7.0 sacks as a defensive lineman as a senior
- Earned First-Team 6A All-State honors by The Oregonian as a tight end and honorable mention recognition as a punter, while also claiming first-team All-Southwest League honors as a tight end and second-team accolades as a punter in 2018
- Earned First-Team All-Southwest Conference accolades in basketball as a junior
- Brother of Chargers QB Justin Herbert

## PATRICK HERBERT'S COLLEGE RUSHING/RECEIVING STATISTICS

DATE	TEAM	GP	GS	RUSHING					RECEIVING				
				NO.	YDS.	AVG.	LG	TD	NO.	YDS.	AVG.	LG	TD
2019	Oregon	2	0	0	0	0.0	0	0	0	0	0.0	0	0
2021	Oregon	1	0	0	0	0.0	0	0	0	0	0.0	0	0
2022	Oregon	13	0	0	0	0.0	0	0	6	95	15.8	40	1
2023	Oregon	14	4	0	0	0.0	0	0	15	196	13.1	49	3
2024	Oregon	14	6	0	0	0.0	0	0	10	97	9.7	29	0
TOTALS		44	10	0	0	0.0	0	0	31	388	12.5	49	4

## COLLEGE 2024 GAME-BY-GAME STATISTICS (OREGON)

DATE	OPPONENT	P/S	RUSHING					RECEIVING					W/L	SCORE
			NO.	YDS.	AVG.	LG	TD	NO.	YDS.	AVG.	LG	TD		
08/31	Idaho	P	0	0	0.0	0	0	2	11	5.5	7	0	W	24-14
09/07	Boise St.	P	0	0	0.0	0	0	1	5	5.0	5	0	W	37-34
09/14	at Oregon St.	P	0	0	0.0	0	0	1	10	10.0	10	0	W	49-14
09/28	at UCLA	P	0	0	0.0	0	0	2	16	8.0	12	0	W	34-13
10/04	Michigan St.	P	0	0	0.0	0	0	0	0	0.0	0	0	W	31-10
10/12	Ohio St.	P	0	0	0.0	0	0	0	0	0.0	0	0	W	32-31
10/18	at Purdue	S	0	0	0.0	0	0	0	0	0.0	0	0	W	35-0
10/26	Illinois	S	0	0	0.0	0	0	2	48	24.0	29	0	W	38-9
11/02	at Michigan	S	0	0	0.0	0	0	2	7	3.5	5	0	W	38-17
11/09	Maryland	P	0	0	0.0	0	0	0	0	0.0	0	0	W	39-18
11/16	at Wisconsin	S	0	0	0.0	0	0	0	0	0.0	0	0	W	16-13
11/30	Washington	P	0	0	0.0	0	0	0	0	0.0	0	0	W	49-21
12/07	Penn St.	S	0	0	0.0	0	0	0	0	0.0	0	0	W	45-37
01/01	Ohio St.	S	0	0	0.0	0	0	0	0	0.0	0	0	L	21-41
2024 TOTALS		14-6	0	0	0.0	0	0	10	97	9.7	29	0	13-1	







# JOSH HINES-ALLEN | 41

POSITION: DEFENSIVE END  
HT: 6-5 | WT: 255 | DOB: 7-13-1997  
COLLEGE: KENTUCKY  
HOMETOWN: MONTCLAIR, N.J.  
ACQ: D1-'19  
EXP: 7th YEAR

@JoshHinesAllen  
 joshallen\_41



## KEY TRANSACTIONS

- Originally drafted by Jacksonville in the first round (seventh overall) in the 2019 draft
- Resigned with Jacksonville on 4/10/24

## PRO

### Career Highlights

- Hines-Allen's 53.0 career sacks rank second in franchise history, only 2.0 sacks behind DE Tony Bracken's franchise-most 55.0 sacks
- Hines-Allen's 122 career quarterback hits and six seasons with 10 or more quarterback hits are the most in franchise history
- One of four players (DE Myles Garrett, DE Trey Hendrickson and LB T.J. Watt) since 2022 to have posted at least 32.5 sacks and seven forced fumbles
- Hines-Allen's 11 games with two or more sacks are the most in franchise history and are tied for the fifth most in the AFC since he entered the league in 2019

### 2024 (Jaguars)

- Named a captain for the 2024 season
- Started all 16 games in which he appeared... Totaled 45 tackles (26 solo), 19 quarterback hits, 10 tackles for loss, 8.0 sacks, two passes defended, one forced fumble and one fumble recovery... Registered his fourth-consecutive season with over 7.0 sacks, tying DE Yannick Ngakoue for the longest streak of seasons with 7.0 or more sacks in franchise history
- 12/29 vs. TEN:** Recorded six tackles (three solo), two tackles for loss, two quarterback hits and 1.0 sack... Logged his fourth consecutive season with 10 or more tackles for loss, the longest such streak in franchise history
- 12/8 at TEN:** Amassed two solo tackles, two tackles for loss, one forced fumble, one quarterback hit and 1.0 sack... Registered his fifth consecutive game with at least a half-sack against Tennessee... His 32-game streak of one or more quarterback pressures was the second longest in franchise history behind only himself (34 from Week 1 of 2019 to Week 11 of 2021)
- 11/3 at PHI:** Posted four solo tackles, two tackles for loss, two quarterback hits and 2.0 sacks... Achieved 50.0 career sacks
- 10/6 vs. IND:** Amassed three solo tackles, one tackle for loss, one quarterback hit, 1.0 sack and one fumble recovery
- 9/15 vs. CLE:** Recorded four total tackles (three solo), a season-high four quarterback hits, one tackle for loss and 1.0 sack for a loss of five yards

### 2023 (Jaguars)

- Started all 17 games and finished the season with 66 tackles (43 solo), 33 quarterback hits, 17.5 sacks, 17 tackles for loss, two forced fumbles, one interception and one pass defended
- His 17.5 sacks were a single-season franchise record and tied for the second most in the NFL
- Surpassed DE Yannick Ngakoue for second place in franchise history with 45.0 sacks
- Became the second player since 1982 to record four games with at least 2.5 sacks within a season, joining Pro Football Hall of Famer Lawrence Taylor (four games in 1986)
- Voted to his second Pro Bowl
- 12/31 vs. CAR:** Started at outside linebacker and posted six total tackles (five solo), four passes defended and 3.0 sacks... Marked his third time recording at least 3.0 sacks in a single game, the most in franchise history
- 10/1 vs. ATL:** Recorded 3.0 sacks for the second time of the season... Posted one forced fumble... Set the record for most sacks by a Jaguars player in the first four games of a season in franchise history
- 9/10 at IND:** Posted 3.0 sacks, recording the second-most single-game sacks by a Jaguars player in Week 1... Set a single-game career high in sacks with 3.0... Recorded 10 total tackles (eight solo)

### 2022 (Jaguars)

- Voted a team captain for the 2022 season
- Started all 17 regular-season games and both postseason games... In the regular season, he posted 58 tackles (36 solo), 11 tackles for loss, 7.0 sacks, four forced fumbles and two fumble recoveries, one leading to a 38-yard return for a touchdown... In the postseason, he started both games and posted 11 tackles (four solo), 1.0 sack and one tackle for loss
- 1/7 vs. TEN:** Started at outside linebacker and posted six tackles (four solo), including one tackle for loss, 1.0 sack, two QB hits, one forced fumble and one fumble recovery that was returned 38 yards for his first career touchdown... His 38-yard touchdown return was the Jaguars' longest fumble recovery for a touchdown since LB Telvin Smith returned a fumble for a 50-yard touchdown against the Steelers in the Divisional Round on 1/14/2018
- 9/25 at LAC:** Recorded a career-high eight QB pressures according to NextGen Stats, bringing his season total to 15
- 9/18 vs. IND:** Recorded 2.0 sacks, marking his second consecutive home game with at least 2.0 sacks... Forced a fumble for the second



consecutive week, joining DE Yannick Ngakoue and DE Andre Branch as the only Jaguars to record two forced fumbles through the first two weeks of a season

## 2021 (Jaguars)

- Voted a team captain for the 2021 season
- **1/9 vs. IND:** Sacked QB Carson Wentz twice in the first half, marking the fourth multi-sack game of his career... Finished the game with four total tackles (three solo), including 2.0 sacks
- **11/7 vs. BUF:** Finished the game with a career-high eight tackles, including two tackles for loss and 1.0 sack... Recorded the first INT of his career, becoming the second defensive lineman in franchise history to post at least 1.0 sack, one INT and one fumble recovery in a single game (DE Tony Brackens) and the only player in the NFL over three seasons (2019-21) to accomplish the feat
- **9/12 at HOU:** Started at outside linebacker and recorded five total tackles, including 1.0 sack, and two QB hits... With his sack, Hines-Allen joined DE Yannick Ngakoue and DE Tony Brackens as the only players in franchise history to tally at least 14.0 sacks in their first 25 career games

## 2020 (Jaguars)

- Saw action in eight games, making seven starts and tallied 13 tackles (seven solo), 2.5 sacks, two tackles for loss and one pass defended before being placed on injured reserve on Nov. 24 with a knee injury
- Named team captain as voted on by his teammates
- **11/8 vs. HOU:** Started at defensive end and made four tackles, including a half-sack
- **9/24 vs. MIA:** Started at defensive end and tallied two solo tackles, including his first sack of the season

## 2019 (Jaguars)

- Appeared in all 16 games, making four starts, during his rookie campaign and amassed 44 tackles (31 solo), 11 tackles for loss, 10.5 sacks and two forced fumbles
- Became the seventh player in franchise history to compile double-digit sacks in a season... His 10.5 sacks recorded in 2019 led all NFL rookies and were the most by a rookie in franchise history
- Was one of five NFL players over the last 10 seasons to post at least 10.0 sacks and multiple forced fumbles in their rookie seasons
- Became the first rookie in Jaguars history to make the Pro Bowl
- **12/15 at OAK:** Saw action at defensive end and tallied three tackles (two solo), including 1.0 sack for his 10th of the season
- **10/27 vs. NYJ:** Saw action at defensive end, amassing 2.0 sacks, one tackle for loss and a forced fumble... Became the first Jaguars rookie since DE Yannick Ngakoue in 2016 to post at least 1.0 sack in four straight games
- **10/13 vs. N.O.:** Notched two tackles and 1.0 sack, becoming the third player in franchise history to post at least 4.0 sacks through six career games, joining DE Yannick Ngakoue and DT John Henderson

## COLLEGE

- Did not miss a game during his four-year career with the Wildcats, playing in all 51 games with 35 starts
- Career totals include 220 tackles, 31.5 sacks, 11 forced fumbles, eight passes defended and two fumble recoveries
- Named SEC Defensive Player of the Year, earned consensus First-Team All American honors and was honored with the Bronco Nagurski Award, presented to the nation's top defensive player, as a senior in 2018
- Allen's 17.0 sacks in 2018 were the most by an SEC player in a single season since the NCAA started official sack records in 2000, finishing the season ranked second nationally in sacks (17.0), fourth in forced fumbles (five) and sixth in tackles for loss (21.5)

## PERSONAL

- He and his wife, Kaitlyn, have two sons, Wesley and Julian, and one daughter, Vanessa
- Son of Kim Allen and Robert Allen
- Josh's sister, Myisha Hines-Allen, played collegiate basketball at Louisville and is currently a forward for the Dallas Wings
- Uncle, Gregory Hines, played college basketball at Hampton and went on to a 12-year pro career
- Majored in communications
- Changed his last name to Hines-Allen prior to the start of the 2024 season as a tribute to his maternal side of the family and the other relatives who have worn 'Hines' and 'Hines-Allen' on their jerseys

### JOSH HINES-ALLEN'S NFL REGULAR SEASON DEFENSIVE STATISTICS

JAGUARS																													
DATE	TEAM	GP	GS	TK	TACKLES					INTERCEPTIONS					O. FUMB					ST					MISC				
					S	A	TFL	YDS	SK	YDS	QBH	NO	YDS	LG	TD	PD	FF	FR	TD	YDS	TK	S	A	FF	FR	S	A		
2019	Jaguars	16	4	44	31	13	11	77	10.5	74.0	23	0	0	0	0	2	0	0	0	0	0	0	0	0	0	0	0	0	
2020	Jaguars	8	7	13	7	6	2	9	2.5	7.0	11	0	0	0	0	1	0	0	0	0	0	0	0	0	0	0	0	0	
2021	Jaguars	16	15	71	46	25	12	81	7.5	70.0	14	1	11	11	0	4	1	1	0	0	0	0	0	0	0	0	0	0	
2022	Jaguars	17	17	58	36	22	11	46	7.0	45.0	22	0	0	0	0	2	4	2	1	38	0	0	0	0	0	0	0	0	
2023	Jaguars	17	17	66	43	23	17	109	17.5	126.5	33	1	8	8	0	1	2	0	0	0	0	0	0	0	0	0	0	0	
2024	Jaguars	16	16	45	26	19	10	66	8.0	53.0	19	0	0	0	0	2	1	1	0	13	0	0	0	0	0	0	0	0	
NFL TOTALS		90	76	297	189	108	63	388	53.0	375.5	122	2	19	11	0	10	10	4	1	51	0	0	0	0	0	0	0	0	

### JOSH HINES-ALLEN'S NFL POSTSEASON DEFENSIVE STATISTICS

		TACKLES										INTERCEPTIONS						O. FUMB					ST					MISC			
DATE	TEAM	GP	GS	TK	S	A	TFL	YDS	SK	YDS	QBH	NO	YDS	LG	TD	PD	FF	FR	TD	YDS	TK	S	A	FF	FR	S	A				
2022	Jaguars	2	2	11	4	7	1	6	1.0	6.0	4	0	0	0	0	0	0	0	0	0	0	0	0	0	0	0	0				
NFL TOTALS		2	2	11	4	7	1	6	1.0	6.0	4	0	0	0	0	0	0	0	0	0	0	0	0	0	0	0	0				



# SINGLE-GAME HIGHS: DEFENSIVE

<b>Total Tackles</b>	10 at Indianapolis Colts, Sep 10, 2023 10 vs. San Francisco 49ers, Nov 21, 2021	<b>Fumble Recoveries</b>	1 vs. Indianapolis Colts, Oct 06, 2024 1 vs. Tennessee Titans, Jan 07, 2023 ...2 more at 1.
<b>Solo Tackles</b>	8 vs. Buffalo Bills, Nov 07, 2021 7 at Indianapolis Colts, Sep 10, 2023	<b>Tackles For Loss</b>	4 at Seattle Seahawks, Oct 31, 2021 3 vs. Carolina Panthers, Dec 31, 2023 ...1 more at 3.
<b>Sacks</b>	3.0 vs. Carolina Panthers, Dec 31, 2023 3.0 vs. Atlanta Falcons, Oct 01, 2023 ...1 more at 3.0.	<b>Interceptions</b>	1 vs. Cincinnati Bengals, Dec 04, 2023 1 vs. Buffalo Bills, Nov 07, 2021
<b>Passes Defensed</b>	1 vs. Cleveland Browns, Sep 15, 2024 1 at Miami Dolphins, Sep 08, 2024 ...8 more at 1.	<b>Interception Return Yards</b>	11 vs. Buffalo Bills, Nov 07, 2021 8 vs. Cincinnati Bengals, Dec 04, 2023
<b>Forced Fumbles</b>	1 vs. Indianapolis Colts, Oct 15, 2023 1 vs. Atlanta Falcons, Oct 01, 2023 ...7 more at 1.	<b>Longest Opp Fumble Return</b>	37 vs. Tennessee Titans, Jan 07, 2023 13 vs. Indianapolis Colts, Oct 06, 2024

# SINGLE-GAME HIGHS - POSTSEASON: DEFENSIVE


<b>Total Tackles</b>	8 vs. Los Angeles Chargers, Jan 14, 2023 3 at Kansas City Chiefs, Jan 21, 2023	<b>Sacks</b>	1.0 vs. Los Angeles Chargers, Jan 14, 2023
<b>Solo Tackles</b>	3 vs. Los Angeles Chargers, Jan 14, 2023	<b>Tackles For Loss</b>	1 vs. Los Angeles Chargers, Jan 14, 2023

# 2024 GAME-BY-GAME REGULAR-SEASON STATISTICS (JAGUARS)

			TACKLES									INTERCEPTIONS						O. FUMB				ST					MISC			
DATE	OPPONENT	P/S	TK	S	A	SK	YDS	TFL	YDS	QBH	NO	YDS	LG	TD	PD	FF	FR	TD	YDS	TK	S	A	FF	FR	S	A	W/L	SCORE		
09/08	at Dolphins	S	2	0	2	0.0	0.0	0	0	0	0	0	0	0	1	0	0	0	0	0	0	0	0	0	0	0	L	17-20		
09/15	Browns	S	4	3	1	1.0	5.0	1	5	4	0	0	0	0	1	0	0	0	0	0	0	0	0	0	0	0	L	13-18		
09/23	at Bills	S	3	1	2	0.0	0.0	0	0	0	0	0	0	0	0	0	0	0	0	0	0	0	0	0	0	0	L	10-47		
09/29	at Texans	S	3	2	1	0.0	0.0	0	0	2	0	0	0	0	0	0	0	0	0	0	0	0	0	0	0	0	L	20-24		
10/06	Colts	S	2	2	0	1.0	4.0	1	4	1	0	0	0	0	0	0	1	0	13	0	0	0	0	0	0	0	W	37-34		
10/13	at Bears	S	1	0	1	0.5	2.0	0	0	2	0	0	0	0	0	0	0	0	0	0	0	0	0	0	0	0	L	16-35		
10/20	Patriots	S	2	1	1	0.0	0.0	0	0	0	0	0	0	0	0	0	0	0	0	0	0	0	0	0	0	0	W	32-16		
10/27	Packers	S	4	1	3	0.5	0.0	0	0	1	0	0	0	0	0	0	0	0	0	0	0	0	0	0	0	0	L	27-30		
11/03	at Eagles	S	4	4	0	2.0	11.0	2	11	2	0	0	0	0	0	0	0	0	0	0	0	0	0	0	0	0	L	23-28		
11/10	Vikings	S	1	0	1	0.0	0.0	0	0	0	0	0	0	0	0	0	0	0	0	0	0	0	0	0	0	0	L	7-12		
11/17	at Lions	S	3	3	0	0.0	0.0	1	4	1	0	0	0	0	0	0	0	0	0	0	0	0	0	0	0	0	L	6-52		
12/01	Texans	S	4	3	1	1.0	11.0	1	11	1	0	0	0	0	0	0	0	0	0	0	0	0	0	0	0	0	L	20-23		
12/08	at Titans	S	2	2	0	1.0	13.0	2	19	1	0	0	0	0	0	1	0	0	0	0	0	0	0	0	0	0	W	10-6		
12/15	Jets	S	2	1	1	0.0	0.0	0	0	0	0	0	0	0	0	0	0	0	0	0	0	0	0	0	0	0	L	25-32		
12/22	at Raiders	S	2	0	2	0.0	0.0	0	0	2	0	0	0	0	0	0	0	0	0	0	0	0	0	0	0	0	L	14-19		
12/29	Titans	S	6	3	3	1.0	7.0	2	12	2	0	0	0	0	0	0	0	0	0	0	0	0	0	0	0	0	W	20-13		
01/05	at Colts		ON INACTIVE LIST																						L	23-26+				
2024 TOTALS		16-16	45	26	19	8.0	53.0	10	66	19	0	0	0	0	2	1	1	0	13	0	0	0	0	0	0	0	4-13			

+ - Overtime





# TRAVIS HUNTER | 12

POSITION: WIDE RECEIVER/DEFENSIVE BACK

HT: 6-1 | WT: 185 | DOB: 5-18-2003

COLLEGE: COLORADO

HOMETOWN: SUWANEE, GA.

ACQ: D1-'25

EXP: R

@travishunterjnr

@db3\_tip

## KEY TRANSACTIONS

- Originally drafted by Jacksonville in the first round (second overall) of the 2025 draft

## COLLEGE

- Across two seasons with Colorado (2023-24) and one season at Jackson State (2022), Hunter posted 2,167 yards and 24 touchdowns on 171 receptions at wide receiver, and 87 tackles (63 solo), 26 passes defended, nine interceptions for 99 yards and a touchdown, three tackles for loss, one forced fumble and one fumble recovery at cornerback
- Tallied 2,625 snaps across 2023 and 2024, leading the FBS in snaps for both seasons
- Most decorated player in a season in college football history, receiving 2024 honors such as the Heisman Trophy, Bednarik Award, Walter Camp Award, Biletnikoff Award and Hornung Award
- Two-time First-Team All-American, earning consensus status in 2023 and unanimous status in 2024, and a two-time First-Team Academic All-American... Named the Big 12 Defensive Player of the Year and honorable mention Big 12 Offensive Player of the Year in 2024
- Produced 96 receptions for 1,258 yards and 15 touchdowns in his final season (2024), setting a school record in touchdown receptions while finishing second in receptions and third in receiving yards... Added 36 tackles (25 solo), four interceptions for 65 yards, 11 pass breakups, one forced fumble and a tackle for loss on defense

## PERSONAL

- Attended Collins Hill High School (Suwanee, Ga.) from 2018-21, where he played varsity football and basketball... Helped Collins Hill to their first state championship during his senior season (2021)
- Ranked as the number one football recruit in the state of Georgia by ESPN, 247Sports and Rivals, and was named a first-team All-American and as Georgia Player of the Year by MaxPreps and the Atlanta Journal-Constitution his senior season
- Broke the Georgia state record for receiving touchdowns (48) and finished his four seasons at Collins Hill with 3,963 yards and 48 touchdowns on 272 receptions, and 158 yards and two touchdowns on 29 rushes on offense... Defensively, he finished with 116 tackles, 19 interceptions, 18 passes defended, four tackles for loss, three fumble recoveries, two forced fumbles and one quarterback hurry

## TRAVIS HUNTER'S COLLEGE DEFENSIVE STATISTICS

		TACKLES									INTERCEPTIONS						O. FUMB				ST				MISC		
DATE	TEAM	GP	GS	TK	S	A	TFL	YDS	SK	YDS	QBH	NO	YDS	LG	TD	PD	FF	FR	TD	YDS	TK	S	A	FF	FR	S	A
2022	Jackson St.	8	5	20	15	5	0.0	0.0	0.0	0.0	0	2	44	44	1	10	0	1	0	0	0	0	0	0	0	0	0
2023	Colorado	12	9	31	23	8	2.0	5.0	0.0	0.0	0	3	-10	0	0	5	0	0	0	0	0	0	0	0	0	0	
2024	Colorado	13	13	36	25	11	1.0	2.0	0.0	0.0	0	4	65	38	0	11	1	0	0	0	0	0	0	0	0	0	
TOTALS		33	27	87	63	24	3.0	7.0	0.0	0.0	0	9	99	44	1	26	1	1	0	0	0	0	0	0	0	0	

## TRAVIS HUNTER'S COLLEGE RUSHING/RECEIVING STATISTICS

DATE	TEAM	GP	GS	RUSHING					RECEIVING				
				NO.	YDS.	AVG.	LG	TD	NO.	YDS.	AVG.	LG	TD
2022	Jackson St.	8	5	1	-10	-10.0	0	0	18	188	10.4	30	4
2023	Colorado	12	9	0	0	0.0	0	0	57	721	12.6	47	5
2024	Colorado	13	13	2	5	2.5	5	1	96	1,258	13.1	58	15
TOTALS		33	27	3	-5	-1.7	5	1	171	2,167	12.7	58	24





# COLLEGE 2024 GAME-BY-GAME STATISTICS (COLORADO)

			TACKLES								INTERCEPTIONS						O. FUMB				ST					MISC					
DATE	OPPONENT	P/S	TK	S	A	SK	YDS	TFL	YDS	QBH	NO	YDS	LG	TD	PD	FF	FR	TD	YDS	TK	S	A	FF	FR	S	A	W/L	SCORE			
08/29	North Dakota St.	S	3	3	0	0.0	0.0	0.0	0.0	0	0	0	0	0	0	0	0	0	0	0	0	0	0	0	0	0	0	W	31-26		
09/07	at Nebraska	S	3	1	2	0.0	0.0	1.0	2.0	0	0	0	0	0	1	0	0	0	0	0	0	0	0	0	0	0	0	L	10-28		
09/14	at Colorado St.	S	5	2	3	0.0	0.0	0.0	0.0	0	1	38	38	0	1	0	0	0	0	0	0	0	0	0	0	0	0	W	28-9		
09/21	Baylor	S	3	3	0	0.0	0.0	0.0	0.0	0	0	0	0	0	0	1	0	0	0	0	0	0	0	0	0	0	0	W	38-31+		
09/28	at UCF	S	2	2	0	0.0	0.0	0.0	0.0	0	1	0	0	0	1	0	0	0	0	0	0	0	0	0	0	0	0	W	48-21		
10/12	Kansas St.	S	2	1	1	0.0	0.0	0.0	0.0	0	0	0	0	0	0	0	0	0	0	0	0	0	0	0	0	0	0	L	28-31		
10/19	at Arizona	S	1	1	0	0.0	0.0	0.0	0.0	0	0	0	0	0	0	0	0	0	0	0	0	0	0	0	0	0	0	W	34-7		
10/26	Cincinnati	S	2	1	1	0.0	0.0	0.0	0.0	0	0	0	0	0	4	0	0	0	0	0	0	0	0	0	0	0	0	W	34-23		
11/09	at Texas Tech	S	0	0	0	0.0	0.0	0.0	0.0	0	0	0	0	0	0	0	0	0	0	0	0	0	0	0	0	0	0	W	41-27		
11/16	Utah	S	3	3	0	0.0	0.0	0.0	0.0	0	1	21	21	0	1	0	0	0	0	0	0	0	0	0	0	0	0	W	49-24		
11/23	at Kansas	S	7	3	4	0.0	0.0	0.0	0.0	0	0	0	0	0	1	0	0	0	0	0	0	0	0	0	0	0	0	L	21-37		
11/29	Oklahoma St.	S	1	1	0	0.0	0.0	0.0	0.0	0	1	6	6	0	2	0	0	0	0	0	0	0	0	0	0	0	0	W	52-0		
12/28	BYU	S	4	4	0	0.0	0.0	0.0	0.0	0	0	0	0	0	0	0	0	0	0	0	0	0	0	0	0	0	0	L	14-36		
2024 TOTALS		13-13	36	25	11	0.0	0.0	1.0	2.0	0	4	65	38	0	11	1	0	0	0	0	0	0	0	0	0	0	0	9-4			

+ - Overtime

# COLLEGE 2024 GAME-BY-GAME STATISTICS (COLORADO)

RUSHING								RECEIVING						
DATE	OPPONENT	P/S	NO.	YDS.	AVG.	LG	TD	NO.	YDS.	AVG.	LG	TD	W/L	SCORE
08/29	North Dakota St.	S	1	0	0.0	0	0	7	132	18.9	41	3	W	31-26
09/07	at Nebraska	S	0	0	0.0	0	0	10	110	11.0	28	0	L	10-28
09/14	at Colorado St.	S	0	0	0.0	0	0	13	100	7.7	21	2	W	28-9
09/21	Baylor	S	0	0	0.0	0	0	7	130	18.6	46	0	W	38-31+
09/28	at UCF	S	0	0	0.0	0	0	9	89	9.9	29	1	W	48-21
10/12	Kansas St.	S	0	0	0.0	0	0	3	26	8.7	14	0	L	28-31
10/19	at Arizona	S	0	0	0.0	0	0	2	17	8.5	14	0	W	34-7
10/26	Cincinnati	S	0	0	0.0	0	0	9	153	17.0	34	2	W	34-23
11/09	at Texas Tech	S	0	0	0.0	0	0	9	99	11.0	24	1	W	41-27
11/16	Utah	S	1	5	5.0	5	1	5	55	11.0	28	0	W	49-24
11/23	at Kansas	S	0	0	0.0	0	0	8	125	15.6	51	2	L	21-37
11/29	Oklahoma St.	S	0	0	0.0	0	0	10	116	11.6	31	3	W	52-0
12/28	BYU	S	0	0	0.0	0	0	4	106	26.5	58	1	L	14-36
2024 TOTALS		13-13	2	5	2.5	5	1	96	1,258	13.1	58	15	9-4	

+ - Overtime





## TRENTON IRWIN | 83

POSITION: WIDE RECEIVER

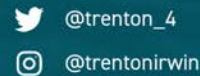
HT: 6-2 | WT: 204 | DOB: 10-12-1995

COLLEGE: STANFORD

HOMETOWN: VALENCIA, CALIF.

ACQ: FA-'25

EXP: 5th YEAR



### KEY TRANSACTIONS

- Signed as an undrafted free agent by Miami on 5/9/19
- Waived by Miami on 8/31/19
- Signed to Cincinnati's practice squad on 10/3/19
- Signed by the Bengals from the practice squad to the active roster on 9/15/21
- Waived by Cincinnati on 8/30/22 and signed to the Bengals' practice squad on 8/31/22
- Signed by the Bengals from the practice squad to the active roster on 11/22/22
- Released by Cincinnati on 12/2/24
- Signed to Carolina's practice squad on 12/10/24
- Signed by Jacksonville on 6/3/25

### PRO

#### 2024 (Bengals)

- Played in seven games (two starts) and had three catches for 15 yards... Also returned eight punts for 56 yards
- **11/17 at LAC:** Brought back three punts for 34 yards
- **10/27 vs. PHI:** Started and hauled in one catch for four yards
- **9/8 vs. N.E.:** Started in the season opener and had a six-yard catch

#### 2023 (Bengals)

- Played in 16 games (five starts) and established career highs in catches (25) and receiving yards (316) along with one receiving touchdown... Recorded 10 punt returns for 98 yards and an eight-yard kickoff return
- **10/8 at ARI:** Set single-game career-highs in receptions (eight), receiving yards (60), punt returns (four) and punt return yards (68) in the win
- **11/12 vs. HOU:** Totaled two receptions for 54 yards, including a 32-yard touchdown catch from QB Joe Burrow

#### 2022 (Bengals)

- Appeared in nine games (two starts) and registered 15 receptions for 231 yards (15.4 average) and a career-high four touchdowns... Also appeared in three postseason games, where he had two catches for 19 yards as well as an eight-yard kick return
- **12/24 at N.E.:** Totaled three receptions for 45 yards and a career-high two touchdowns
- **12/11 vs. CLE:** Had a season-high 58 receiving yards, including a career-long 45-yard touchdown catch
- **11/20 at PIT:** Recorded a trio of catches for 42 yards and his first career touchdown in his first NFL start

#### 2021 (Bengals)

- Played in seven games and had a pair of catches for 34 yards... Registered four punt returns for 31 yards
- **10/17 at DET:** Posted two punt returns for 26 yards
- **9/30 vs. JAX:** Had a 25-yard catch

#### 2020 (Bengals)

- Played in one game at HOU (12/27) where he had a five-yard catch

#### 2019 (Bengals)

- Made his NFL debut in a win vs. CLE (12/29)

### COLLEGE

- In four seasons at Stanford, recorded 152 receptions for 1,738 yards (11.4 average) and five touchdowns to go with 22 punt returns for 230 yards (10.5 average)
- His 152 catches and 1,738 receiving yards rank 10th and 12th in Stanford history, respectively
- Was a three-time Pac-12 All-Academic honorable mention (2016, 2017, 2018)

### PERSONAL

- Son of Craig and Ericka Irwin
- Set California state records in career receptions (285) and receiving yards (5,268) at Hart (Calif.) High School
- Finished his high school career with 61 total touchdowns (57 receiving)



- Ranked as a five-star recruit by Rivals and PrepStar
- Was named the 2014 Los Angeles Daily News Player of the Year and 2014 MaxPreps All-America First Team

#### TRENTON IRWIN'S NFL REGULAR SEASON RUSHING/RECEIVING STATISTICS

DATE	TEAM	GP	GS	RECEIVING					RUSHING				
				NO.	YDS.	AVG.	LG	TD	NO.	YDS.	AVG.	LG	TD
2019	Dolphins	0	0	0	0	0.0	0	0	0	0	0.0	0	0
2020	Bengals	1	0	1	5	5.0	5	0	0	0	0.0	0	0
Went from Cincinnati to Miami.													
2020	Dolphins	0	0	0	0	0.0	0	0	0	0	0.0	0	0
2020	TOTAL	1	0	1	5	5.0	5	0	0	0	0.0	0	0
2021	Bengals	7	0	2	34	17.0	25	0	0	0	0.0	0	0
2022	Bengals	9	2	15	231	15.4	45t	4	1	11	11.0	11	0
2023	Bengals	16	5	25	316	12.6	32t	1	0	0	0.0	0	0
2024	Bengals	7	2	3	15	5.0	6	0	0	0	0.0	0	0
Went from Cincinnati to Carolina.													
2024	Panthers	0	0	0	0	0.0	0	0	0	0	0.0	0	0
2024	TOTAL	7	2	3	15	5.0	6	0	0	0	0.0	0	0
NFL TOTALS		40	9	46	601	13.1	45T	5	1	11	11.0	11	0

#### TRENTON IRWIN'S NFL POSTSEASON RUSHING/RECEIVING STATISTICS

DATE	TEAM	GP	GS	RECEIVING					RUSHING				
				NO.	YDS.	AVG.	LG	TD	NO.	YDS.	AVG.	LG	TD
2021	Bengals	0	0	0	0	0.0	0	0	0	0	0.0	0	0
2022	Bengals	3	0	2	19	9.5	13	0	0	0	0.0	0	0
NFL TOTALS		3	0	2	19	9.5	13	0	0	0	0.0	0	0

#### TRENTON IRWIN'S NFL REGULAR SEASON RETURN STATISTICS

KICKOFF RETURNS							PUNT RETURNS					
DATE	TEAM	RET.	YDS.	AVG.	LG	TD	NO.	FC	YDS.	AVG.	LG	TD
2019	Dolphins	0	0	0.0	0	0	0	0	0	0.0	0	0
2020	Bengals	0	0	0.0	0	0	0	0	0	0.0	0	0
Went from Cincinnati to Miami.												
2020	Dolphins	0	0	0.0	0	0	0	0	0	0.0	0	0
2020	TOTAL	0	0	0.0	0	0	0	0	0	0.0	0	0
2021	Bengals	0	0	0.0	0	0	3	4	31	10.3	15	0
2022	Bengals	0	0	0.0	0	0	0	0	0	0.0	0	0
2023	Bengals	1	8	8.0	8	0	10	5	98	9.8	28	0
2024	Bengals	0	0	0.0	0	0	8	4	56	7.0	17	0
Went from Cincinnati to Carolina.												
2024	Panthers	0	0	0.0	0	0	0	0	0	0.0	0	0
2024	TOTAL	0	0	0.0	0	0	8	4	56	7.0	17	0
NFL TOTALS		1	8	8.0	8	0	21	13	185	8.8	28	0

#### TRENTON IRWIN'S NFL POSTSEASON RETURN STATISTICS

KICKOFF RETURNS							PUNT RETURNS					
DATE	TEAM	RET.	YDS.	AVG.	LG	TD	NO.	FC	YDS.	AVG.	LG	TD
2021	Bengals	0	0	0.0	0	0	0	0	0	0.0	0	0
2022	Bengals	1	8	8.0	8	0	0	0	0	0.0	0	0
NFL TOTALS		1	8	8.0	8	0	0	0	0	0.0	0	0



### SINGLE-GAME HIGHS: RUSHING/RECEIVING

<b>Rush Attempts</b>	1 vs. Carolina Panthers, Nov 06, 2022	<b>Kickoff Return Yards</b>	8 vs. Houston Texans, Nov 12, 2023
<b>Rushing Yards</b>	11 vs. Carolina Panthers, Nov 06, 2022	<b>Longest Kickoff Return</b>	8 vs. Houston Texans, Nov 12, 2023
<b>Longest Runs</b>	11 vs. Carolina Panthers, Nov 06, 2022	<b>Fair Catches</b>	2 vs. Houston Texans, Nov 12, 2023
<b>Receptions</b>	8 at Arizona Cardinals, Oct 08, 2023		2 vs. Los Angeles Chargers, Dec 05, 2021
	4 at Pittsburgh Steelers, Dec 23, 2023	<b>Punt Return Yards</b>	68 at Arizona Cardinals, Oct 08, 2023
<b>Receiving Yards</b>	60 at Arizona Cardinals, Oct 08, 2023		26 at Detroit Lions, Oct 17, 2021
	58 vs. Cleveland Browns, Dec 11, 2022	<b>Longest Punt Return</b>	28 at Arizona Cardinals, Oct 08, 2023
<b>Receiving Average</b>	15.0 at New England Patriots, Dec 24, 2022		21 at Arizona Cardinals, Oct 08, 2023
	14.0 at Pittsburgh Steelers, Nov 20, 2022	<b>Punt Returns</b>	4 at Arizona Cardinals, Oct 08, 2023
<b>Longest Receptions</b>	45t vs. Cleveland Browns, Dec 11, 2022		2 vs. Buffalo Bills, Nov 05, 2023
	32t vs. Houston Texans, Nov 12, 2023	<b>Punt Return Average</b>	...1 more at 2.
	...1 more at 32.		17.0 at Arizona Cardinals, Oct 08, 2023
<b>Receiving TDs</b>	2 at New England Patriots, Dec 24, 2022	<b>Most TDs</b>	2 at New England Patriots, Dec 24, 2022
	1 vs. Houston Texans, Nov 12, 2023		1 vs. Houston Texans, Nov 12, 2023
	...2 more at 1.		...2 more at 1.
<b>All-Purpose Yards</b>	128 at Arizona Cardinals, Oct 08, 2023	<b>Miscellaneous Tackles</b>	1 vs. Cleveland Browns, Jan 07, 2024
	70 vs. Houston Texans, Nov 12, 2023		1 at Arizona Cardinals, Oct 08, 2023
<b>Kickoff Returns</b>	1 vs. Houston Texans, Nov 12, 2023	<b>Scrimmage Yards</b>	60 at Arizona Cardinals, Oct 08, 2023
			58 vs. Cleveland Browns, Dec 11, 2022

### SINGLE-GAME HIGHS - POSTSEASON: RUSHING/RECEIVING

<b>Receptions</b>	1 at Kansas City Chiefs, Jan 29, 2023	<b>Kickoff Returns</b>	1 at Kansas City Chiefs, Jan 29, 2023
	1 at Buffalo Bills, Jan 22, 2023	<b>Kickoff Return Yards</b>	8 at Kansas City Chiefs, Jan 29, 2023
<b>Receiving Yards</b>	13 at Buffalo Bills, Jan 22, 2023	<b>Longest Kickoff Return</b>	8 at Kansas City Chiefs, Jan 29, 2023
	6 at Kansas City Chiefs, Jan 29, 2023	<b>Scrimmage Yards</b>	13 at Buffalo Bills, Jan 22, 2023
<b>Longest Receptions</b>	13 at Buffalo Bills, Jan 22, 2023		6 at Kansas City Chiefs, Jan 29, 2023
	6 at Kansas City Chiefs, Jan 29, 2023		
<b>All-Purpose Yards</b>	14 at Kansas City Chiefs, Jan 29, 2023		
	13 at Buffalo Bills, Jan 22, 2023		

### 2024 GAME-BY-GAME REGULAR-SEASON STATISTICS (BENGALS/PANTHERS)

DATE	OPPONENT	P/S	RECEIVING					RUSHING					W/L	SCORE
			NO.	YDS.	AVG.	LG	TD	NO.	YDS.	AVG.	LG	TD		
09/08	Patriots	S	1	6	6.0	6	0	0	0	0.0	0	0	L	10-16
09/15	at Chiefs	P	1	5	5.0	5	0	0	0	0.0	0	0	L	25-26
09/23	Commanders												L	33-38
09/29	at Panthers												W	34-24
10/06	Ravens												L	38-41+
10/13	at Giants	P	0	0	0.0	0	0	0	0	0.0	0	0	W	17-7
10/20	at Browns												W	21-14
10/27	Eagles	S	1	4	4.0	4	0	0	0	0.0	0	0	L	17-37
11/03	Raiders	P	0	0	0.0	0	0	0	0	0.0	0	0	W	41-24
11/07	at Ravens	P	0	0	0.0	0	0	0	0	0.0	0	0	L	34-35
11/17	at Chargers	P	0	0	0.0	0	0	0	0	0.0	0	0	L	27-34
12/01	Steelers												L	38-44
12/09	at Cowboys												W	27-20
12/15	Cowboys												L	14-30
12/22	Cardinals												W	36-30+
12/29	at Buccaneers												L	14-48
01/05	at Falcons												W	44-38+
<b>2024 TOTALS</b>			<b>7-2</b>	<b>3</b>	<b>15</b>	<b>5.0</b>	<b>6</b>	<b>0</b>	<b>0</b>	<b>0</b>	<b>0.0</b>	<b>0</b>	<b>0</b>	<b>7-10</b>

+ - Overtime





# 2024 GAME-BY-GAME REGULAR-SEASON STATISTICS (BENGALS/PANTHERS)

DATE	OPPONENT	P/S	KICKOFF RETURNS					PUNT RETURNS					W/L	SCORE
			RET	YDS	AVG	LG	TD	NO	FC	YDS	AVG	LG	TD	
09/08	Patriots	S	0	0	0.0	0	0	0	0	0	0.0	0	0	L 10-16
09/15	at Chiefs	P	0	0	0.0	0	0	0	0	0	0.0	0	0	L 25-26
09/23	Commanders							ON INACTIVE LIST					L	33-38
09/29	at Panthers							DID NOT PLAY (NON-INJURY)					W	34-24
10/06	Ravens							ON INACTIVE LIST					L	38-41+
10/13	at Giants	P	0	0	0.0	0	0	0	0	0	0.0	0	0	W 17-7
10/20	at Browns							ON INACTIVE LIST					W	21-14
10/27	Eagles	S	0	0	0.0	0	0	0	0	0	0.0	0	0	L 17-37
11/03	Raiders	P	0	0	0.0	0	0	3	1	26	8.7	13	0	W 41-24
11/07	at Ravens	P	0	0	0.0	0	0	2	1	-4	-2.0	0	0	L 34-35
11/17	at Chargers	P	0	0	0.0	0	0	3	2	34	11.3	17	0	L 27-34
12/01	Steelers							ON INACTIVE LIST					L	38-44
12/09	at Cowboys							NOT ON ANY TEAM					W	27-20
								Went from <b>Bengals</b> to <b>Panthers</b> .						
12/15	Cowboys							PRACTICE SQUAD					L	14-30
12/22	Cardinals							PRACTICE SQUAD					W	36-30+
12/29	at Buccaneers							PRACTICE SQUAD					L	14-48
01/05	at Falcons							PRACTICE SQUAD					W	44-38+
<b>2024 TOTALS</b>		<b>7-2</b>	<b>0</b>	<b>0</b>	<b>0.0</b>	<b>0</b>	<b>0</b>	<b>8</b>	<b>4</b>	<b>56</b>	<b>7.0</b>	<b>17</b>	<b>0</b>	<b>7-10</b>

+ - Overtime





# JA'QUINDEN JACKSON | 38

**POSITION:** RUNNING BACK  
**HT:** 6-2 | **WT:** 233 | **DOB:** 9-12-2001  
**COLLEGE:** ARKANSAS  
**HOMETOWN:** DALLAS, TEXAS  
**ACQ:** UDFA-'25  
**EXP:** R

@leg3ndaryjaay  
 @leg3ndaryjaay

## KEY TRANSACTIONS

- Originally signed by Jacksonville as an undrafted free agent following the 2025 draft

## COLLEGE

- Played in 38 games (18 starts) over five seasons at Texas (2020), Utah (2021-23) and Arkansas (2024)
- Named 2024 Associated Press Second-Team All-SEC after rushing 149 times for 790 yards and 15 touchdowns, becoming the first Razorback since 2015 to rush for 15 touchdowns in a season
- Played in 12 games (11 starts) at Utah in 2023, leading the Utes in carries (161), rushing yards (797), rushing touchdowns (four) and 100-yard games (three)
- Appeared in 13 games while seeing action at quarterback, running back and on special teams in 2022... Ran for 531 yards and nine touchdowns on 78 carries for the season
- Played in three games as a backup quarterback in 2021, running six times for 30 yards and a touchdown

## PERSONAL

- Earned High School All-America and First-Team All-State honors at quarterback for Duncanville High School (Texas), leading the Panthers to two consecutive state title games
- As a senior, completed 100-of-163 passes for 1,711 yards with 21 touchdowns and five interceptions to go along with 1,030 yards rushing and 16 scores
- His junior season included 110-for-174 passing for 1,580 yards with 15 touchdowns and three picks paired with 1,497 yards rushing, 23 touchdowns and seven 100-yard games
- His cousin, Keaontay Ingram, is an NFL running back and won Super Bowl LVIII with Kansas City

## JA'QUINDEN JACKSON'S COLLEGE RUSHING/RECEIVING STATISTICS

DATE	TEAM	GP	GS	RUSHING					RECEIVING				
				NO.	YDS.	AVG.	LG	TD	NO.	YDS.	AVG.	LG	TD
2020	Texas	1	0	0	0	0.0	0	0	0	0	0.0	0	0
2021	Utah	4	0	6	30	5.0	10	1	0	0	0.0	0	0
2022	Utah	12	0	78	531	6.8	66	9	1	8	8.0	8	0
2023	Utah	13	11	161	797	5.0	54	4	9	53	5.9	18	0
2024	Arkansas	10	7	149	790	5.3	46	15	13	139	10.7	26	0
TOTALS		40	18	394	2,148	5.5	66	29	23	200	8.7	26	0

## COLLEGE 2024 GAME-BY-GAME STATISTICS (ARKANSAS)

DATE	OPPONENT	P/S	RUSHING					RECEIVING					W/L	SCORE
			NO.	YDS.	AVG.	LG	TD	NO.	YDS.	AVG.	LG	TD		
08/29	Ark.-Pine Bluff	S	8	101	12.6	46	2	2	20	10.0	14	0	W	70-0
09/07	at Oklahoma St.	S	24	149	6.2	26	3	2	21	10.5	13	0	L	31-39+
09/14	UAB	S	15	147	9.8	28	1	1	8	8.0	8	0	W	37-27
09/21	at Auburn	S	22	75	3.4	10	2	0	0	0.0	0	0	W	24-14
09/28	at Texas A&M	S	10	37	3.7	11	1	3	36	12.0	16	0	L	17-21
10/05	Tennessee	S	20	57	2.9	22	1	2	33	16.5	26	0	W	19-14
10/19	LSU	S	5	26	5.2	8	0	1	7	7.0	7	0	L	10-34
10/26	at Mississippi St.												W	58-25
11/02	Ole Miss												L	31-63
11/16	Texas	P	11	56	5.1	12	1	0	0	0.0	0	0	L	10-20
11/23	Louisiana Tech	P	16	55	3.4	13	1	0	0	0.0	0	0	W	35-14
11/30	at Missouri	P	18	87	4.8	12	3	2	14	7.0	7	0	L	21-28
12/27	Texas Tech												W	39-26
2024 TOTALS			10-7	149	790	5.3	46	15	13	139	10.7	26	0	7-6

+ - Overtime





# JORDAN JEFFERSON | 98

POSITION: DEFENSIVE TACKLE  
HT: 6-2 | WT: 316 | DOB: 9-24-2001  
COLLEGE: LSU  
HOMETOWN: NAVARRE, FLA.  
ACQ: D4-'24  
EXP: 2nd YEAR

Twitter: @\_JJefferson\_95  
Instagram: @jordanjefferson95

## KEY TRANSACTIONS

- Originally drafted by Jacksonville in the fourth round (116th overall) in the 2024 draft

## PRO

### 2024 (Jaguars)

- Saw action in eight games in his rookie season and totaled 12 tackles (five solo), 1.0 sack, one tackle for loss, one quarterback hit and one pass defended
- 12/29 vs. TEN:** Saw action at defensive tackle and recorded one pass defended
- 11/17 at DET:** Saw action at defensive tackle and recorded a career-high-tying three tackles (two solo)
- 11/3 at PHI:** Registered one solo tackle, one tackle for loss, one quarterback hit and 1.0 sack... His sack was the first of his career

## COLLEGE

- Played in 13 games (six starts) for LSU after appearing in 42 games (17 starts) for West Virginia from 2019-22
- Finished his college career with 90 tackles, 21.5 tackles for loss and 6.0 sacks
- Was awarded Academic All-Big 12 in 2021 and 2022

## PERSONAL

- Played high school football at Navarre in Navarre, Fla.
- Father, AJ Jefferson, played college football at Alcorn State

## JORDAN JEFFERSON'S NFL REGULAR SEASON DEFENSIVE STATISTICS

		TACKLES									INTERCEPTIONS						O. FUMB				ST				MISC			
DATE	TEAM	GP	GS	TK	S	A	TFL	YDS	SK	YDS	QBH	NO	YDS	LG	TD	PD	FF	FR	TD	YDS	TK	S	A	FF	FR	S	A	
2024	Jaguars	8	0	12	5	7	1	9	1.0	9.0	1	0	0	0	0	1	0	0	0	0	0	0	0	0	0	0	0	0
NFL TOTALS		8	0	12	5	7	1	9	1.0	9.0	1	0	0	0	0	1	0	0	0	0	0	0	0	0	0	0	0	0

## SINGLE-GAME HIGHS: DEFENSIVE

**Total Tackles** 3 at Detroit Lions, Nov 17, 2024  
3 vs. Green Bay Packers, Oct 27, 2024

**Solo Tackles** 2 at Detroit Lions, Nov 17, 2024  
1 vs. Minnesota Vikings, Nov 10, 2024  
...2 more at 1.



2024 GAME-BY-GAME REGULAR-SEASON STATISTICS (JAGUARS)

			TACKLES							INTERCEPTIONS							O. FUMB				ST				MISC					
DATE	OPPONENT	P/S	TK	S	A	SK	YDS	TFL	YDS	QBH	NO	YDS	LG	TD	PD	FF	FR	TD	YDS	TK	S	A	FF	FR	S	A	W/L	SCORE		
09/08	at Dolphins		ON INACTIVE LIST																								L	17-20		
09/15	Browns		ON INACTIVE LIST																								L	13-18		
09/23	at Bills		ON INACTIVE LIST																								L	10-47		
09/29	at Texans		ON INACTIVE LIST																								L	20-24		
10/06	Colts		ON INACTIVE LIST																								W	37-34		
10/13	at Bears	P	1	0	1	0.0	0.0	0	0	0	0	0	0	0	0	0	0	0	0	0	0	0	0	0	0	0	L	16-35		
10/20	Patriots	P	0	0	0	0.0	0.0	0	0	0	0	0	0	0	0	0	0	0	0	0	0	0	0	0	0	0	W	32-16		
10/27	Packers	P	3	1	2	0.0	0.0	0	0	0	0	0	0	0	0	0	0	0	0	0	0	0	0	0	0	0	L	27-30		
11/03	at Eagles	P	1	1	0	1.0	9.0	1	9	1	0	0	0	0	0	0	0	0	0	0	0	0	0	0	0	0	L	23-28		
11/10	Vikings	P	2	1	1	0.0	0.0	0	0	0	0	0	0	0	0	0	0	0	0	0	0	0	0	0	0	0	L	7-12		
11/17	at Lions	P	3	2	1	0.0	0.0	0	0	0	0	0	0	0	0	0	0	0	0	0	0	0	0	0	0	0	L	6-52		
12/01	Texans		ON INACTIVE LIST																								L	20-23		
12/08	at Titans		ON INACTIVE LIST																								W	10-6		
12/15	Jets		INACTIVE																								L	25-32		
12/22	at Raiders		INACTIVE																								L	14-19		
12/29	Titans	P	0	0	0	0.0	0.0	0	0	0	0	0	0	0	1	0	0	0	0	0	0	0	0	0	0	0	W	20-13		
01/05	at Colts	P	2	0	2	0.0	0.0	0	0	0	0	0	0	0	0	0	0	0	0	0	0	0	0	0	0	0	L	23-26+		
2024 TOTALS		8-0	12	5	7	1.0	9.0	1	9	1	0	0	0	0	1	0	0	0	0	0	0	0	0	0	0	0	4-13			

+ - Overtime







# ANTONIO JOHNSON | 26

**POSITION:** SAFETY  
**HT:** 6-2 | **WT:** 198 | **DOB:** 10-29-2001  
**COLLEGE:** TEXAS A&M  
**HOMETOWN:** EAST ST. LOUIS, ILL.  
**ACQ:** D5-'23  
**EXP:** 3rd YEAR

Antonio\_johns0n  
 iamaj2x

## KEY TRANSACTIONS

- Originally drafted by Jacksonville in the 5th round (160 overall) of the 2023 draft

## PRO

### 2024 (Jaguars)

- Saw action in all 17 games and made eight starts... Recorded 72 tackles (54 solo), two passes defended and one tackle for loss... Posted one solo tackle on special teams
- 10/6 vs. IND:** Started at safety and recorded a career-high 11 tackles (eight solo)
- 9/29 at HOU:** Started at safety and recorded five tackles (all solo) and one pass defended
- 9/8 at MIA:** Started at safety and recorded nine tackles (five solo) and one tackle for loss

### 2023 (Jaguars)

- Appeared in 13 games with three starts as a rookie... Recorded 14 tackles (11 solo), three passes defended, two interceptions, one forced fumble and one quarterback hit... Added three tackles (two solo) on special teams
- 12/31 vs. CAR:** Started at safety and posted two solo tackles, one pass defended and one interception for a 27-yard gain... Was one of six rookies to record multiple interceptions over the season
- 12/10 at CLE:** Posted two total tackles (one solo), one forced fumble, 1.0 sack and one pass defended
- 10/29 at PIT:** Recorded his first career interception, which he returned for 23 yards

## COLLEGE

- Played in 28 games, making 22 starts, in three years at Texas A&M
- Recorded 164 total tackles (97 solo), 14 tackles for loss and eight passes defended
- Was a member of the 2022 AP All-SEC First Team and 2021 PFF All-America First Team

## PERSONAL

- Finished his senior season at East St. Louis High School in Illinois as an Army All-American
- Played on both sides of the ball in high school, recording 98 tackles and two interceptions on defense and 39 receptions for 830 yards and seven touchdowns on offense
- Has one dog named Rambo
- Favorite player growing up was Troy Polamalu

## ANTONIO JOHNSON'S NFL REGULAR SEASON DEFENSIVE STATISTICS

		TACKLES										INTERCEPTIONS							O. FUMB					ST				MISC		
DATE	TEAM	GP	GS	TK	S	A	TFL	YDS	SK	YDS	QBH	NO	YDS	LG	TD	PD	FF	FR	TD	YDS	TK	S	A	FF	FR	S	A			
2023	Jaguars	13	3	14	11	3	0	0	1.0	4.0	1	2	50	27	0	3	1	0	0	0	3	2	1	0	0	0	0			
2024	Jaguars	17	8	72	54	18	1	1	0.0	0.0	0	0	0	0	0	2	0	0	0	0	1	1	0	0	0	0	0			
NFL TOTALS		30	11	86	65	21	1	1	1.0	4.0	1	2	50	27	0	5	1	0	0	0	4	3	1	0	0	0	0			

## SINGLE-GAME HIGHS: DEFENSIVE

<b>Total Tackles</b>	11 vs. Indianapolis Colts, Oct 06, 2024	<b>Interceptions</b>	1 vs. Carolina Panthers, Dec 31, 2023
	9 at Miami Dolphins, Sep 08, 2024		1 at Pittsburgh Steelers, Oct 29, 2023
<b>Solo Tackles</b>	8 vs. Indianapolis Colts, Oct 06, 2024	<b>Interception Return Yards</b>	27 vs. Carolina Panthers, Dec 31, 2023
	5 at Tennessee Titans, Dec 08, 2024		23 at Pittsburgh Steelers, Oct 29, 2023
<b>Passes Defended</b>	...5 more at 5.	<b>Special Teams Tackles</b>	2 vs. San Francisco 49ers, Nov 12, 2023
	1 vs. Tennessee Titans, Dec 29, 2024		1 vs. Tennessee Titans, Dec 29, 2024
<b>Tackles For Loss</b>	1 at Houston Texans, Sep 29, 2024		...1 more at 1.
	...3 more at 1.		
<b>Tackles For Loss</b>			
1 at Miami Dolphins, Sep 08, 2024			



**2024 GAME-BY-GAME REGULAR-SEASON STATISTICS (JAGUARS)**

			TACKLES								INTERCEPTIONS						O. FUMB				ST					MISC				
DATE	OPPONENT	P/S	TK	S	A	SK	YDS	TFL	YDS	QBH	NO	YDS	LG	TD	PD	FF	FR	TD	YDS	TK	S	A	FF	FR	S	A	W/L	SCORE		
09/08	at Dolphins	S	9	5	4	0.0	0.0	1	1	0	0	0	0	0	0	0	0	0	0	0	0	0	0	0	0	0	L	17-20		
09/15	Browns	S	5	5	0	0.0	0.0	0	0	0	0	0	0	0	0	0	0	0	0	0	0	0	0	0	0	0	L	13-18		
09/23	at Bills	S	6	5	1	0.0	0.0	0	0	0	0	0	0	0	0	0	0	0	0	0	0	0	0	0	0	0	L	10-47		
09/29	at Texans	S	5	5	0	0.0	0.0	0	0	0	0	0	0	0	1	0	0	0	0	0	0	0	0	0	0	0	L	20-24		
10/06	Colts	S	11	8	3	0.0	0.0	0	0	0	0	0	0	0	0	0	0	0	0	0	0	0	0	0	0	0	W	37-34		
10/13	at Bears	S	4	1	3	0.0	0.0	0	0	0	0	0	0	0	0	0	0	0	0	0	0	0	0	0	0	0	L	16-35		
10/20	Patriots	P	1	0	1	0.0	0.0	0	0	0	0	0	0	0	0	0	0	0	0	0	0	0	0	0	0	0	W	32-16		
10/27	Packers	P	1	1	0	0.0	0.0	0	0	0	0	0	0	0	0	0	0	0	0	0	0	0	0	0	0	0	L	27-30		
11/03	at Eagles	P	1	1	0	0.0	0.0	0	0	0	0	0	0	0	0	0	0	0	0	0	0	0	0	0	0	0	L	23-28		
11/10	Vikings	P	4	3	1	0.0	0.0	0	0	0	0	0	0	0	0	0	0	0	0	0	0	0	0	0	0	0	L	7-12		
11/17	at Lions	P	4	2	2	0.0	0.0	0	0	0	0	0	0	0	0	0	0	0	0	0	0	0	0	0	0	0	L	6-52		
12/01	Texans	P	5	5	0	0.0	0.0	0	0	0	0	0	0	0	0	0	0	0	0	0	0	0	0	0	0	0	L	20-23		
12/08	at Titans	S	5	5	0	0.0	0.0	0	0	0	0	0	0	0	0	0	0	0	0	0	0	0	0	0	0	0	W	10-6		
12/15	Jets	S	4	2	2	0.0	0.0	0	0	0	0	0	0	0	0	0	0	0	0	0	0	0	0	0	0	0	L	25-32		
12/22	at Raiders	P	2	2	0	0.0	0.0	0	0	0	0	0	0	0	0	0	0	0	0	0	0	0	0	0	0	0	L	14-19		
12/29	Titans	P	2	2	0	0.0	0.0	0	0	0	0	0	0	0	1	0	0	0	0	0	1	1	0	0	0	0	W	20-13		
01/05	at Colts	P	3	2	1	0.0	0.0	0	0	0	0	0	0	0	0	0	0	0	0	0	0	0	0	0	0	0	L	23-26+		
2024 TOTALS		17-8	72	54	18	0.0	0.0	1	1	0	0	0	0	0	2	0	0	0	0	1	1	0	0	0	0	0	0	4-13		

+ - Overtime





## AUSTIN JOHNSON | 69

POSITION: DEFENSIVE LINEMAN

HT: 6-4 | WT: 314 | DOB: 5-8-1994

COLLEGE: PENN STATE

HOMETOWN: GALLOWAY, N.J.

ACQ: FA-'25

EXP: 10th YEAR

 AJohn15

 ajohn\_94

### KEY TRANSACTIONS

- Originally drafted by Tennessee in the second round (43rd overall) of the 2016 draft
- Signed by the Giants on 3/26/20
- Re-signed with the Giants on 3/16/21
- Signed by the Chargers on 3/18/22
- Signed by the Bills on 3/28/24
- Signed by the Jaguars on 8/4/25

### PRO

#### 2024 (Bills)

- Played in 15 games (one start), totaling 19 tackles (seven solo), 0.5 sacks, and one QB hit
- Saw action in three postseason games and registered seven tackles (three solo) and one tackle for loss
- **10/14 at NYJ:** Posted three tackles (one solo)
- **12/22 vs NE:** Had two tackles and spilt a sack of QB Drake Maye

#### 2023 (Chargers)

- Played in 15 regular season games starting in all... Produced 41 tackles (22 solo), two tackles for loss, and one QB hit
- **12/14 at LV:** Recorded eight tackles (four solo)
- **12/23 at BUF:** Totaled five tackles (four solo) and one tackle for loss

#### 2022 (Chargers)

- Started eight games until he was put on injured reserve to end the season... Recorded 22 tackles (16 solo), three tackles for loss, and one QB hit
- **10/23 vs SEA:** Had five tackles (three solo), two tackles for loss, two QB hits and a 10-yard sack of QB Geno Smith

#### 2021 (Giants)

- Started all 17 regular season games... Totaled 72 tackles (31 solo), 3.5 sacks, six tackles for loss, and seven QB hits
- **09/12 vs. DEN:** Produced five tackles (two solo) and one sack
- **10/03 at NO:** Had six tackles (two solo)
- **11/28 at PHI:** Split a sack of QB Jalen Hurts for a loss of five yards and recorded four tackles

#### 2020 (Giants)

- Saw action at defensive line in all 16 regular season games registering 18 tackles (eight solo), two tackles for loss, one sack, and one QB hit
- **10/04 at LA:** Sacked QB Jared Goff and recorded two solo tackles
- **12/20 vs. CLE:** Posted three tackles (two solo) and one tackle for loss

#### 2019 (Titans)

- Appeared in all 16 regular season games starting in one... Had 23 tackles (11 solo), one tackle for loss, and two QB hits
- Saw action in three postseason games recording one solo tackle
- **09/08 at CLE:** Produced three tackles (two solo)
- **11/03 at CAR:** Saw action on the defensive line registering four tackles

#### 2018 (Titans)

- Saw action in all 16 regular season games, starting nine... Totaled 22 tackles (13 solo), one tackle for loss, and one sack
- **10/07 at BUF:** Started at DT and recorded 4 solo tackles
- **11/11 at NE:** Registered three tackles (one solo)

#### 2017 (Titans)

- Appeared in all 16 regular season games including three starts posting 23 tackles (14 solo), one tackle for loss, and one sack
- Played in two postseason contests and had four tackles (two solo)



- **12/03 at HOU:** Recorded a season-high five tackles (four solo)

## 2016 (Titans)

- Played in 10 games as a rookie and totaled 14 tackles (seven solo), one tackle for loss, one quarterback hit, and 0.5 sacks
- **12/18 at KC:** Registered two solo tackles and four total tackles
- **9/11 vs. MIN:** Made his NFL debut and produced one tackle

## COLLEGE

- Played 38 games (28 starts) and totaled 154 tackles, 24 tackles for loss, 8.5 sacks, eight passes defended, four fumble recoveries, one forced fumble and one touchdown in four years (2012-15) at Penn State
- Started 26 consecutive games to end his collegiate career
- Named second-team third-team All-Big Ten in 2015 after totaling 78 tackles, the most by a Penn State defensive lineman since 2002

## PERSONAL

- Attended St. Augustine Prep in (Richland, N.J.) where he was a two-time team captain and earned all-state honors in 2011
- Also lettered in basketball at St. Augustine Prep
- Wife, Danika, is a former MVP of the Legends Football League and previously served as the general manager of the LFL's Nashville Knights... they have three children together
- Graduated from Penn State with a bachelor's degree in journalism

### AUSTIN JOHNSON'S NFL REGULAR SEASON DEFENSIVE STATISTICS

			TACKLES									INTERCEPTIONS							O. FUMB				ST				MISC			
DATE	TEAM	GP	GS	TK	S	A	TFL	YDS	SK	YDS	QBH	NO	YDS	LG	TD	PD	FF	FR	TD	YDS	TK	S	A	FF	FR	S	A			
2016	Titans	10	0	14	7	7	1	5	0.5	3.0	1	0	0	0	0	1	0	0	0	0	0	0	0	0	0	0	0			
2017	Titans	16	3	23	14	9	1	1	1.0	0.0	1	0	0	0	0	1	0	0	0	0	1	1	0	0	0	0	0			
2018	Titans	16	9	22	13	9	1	6	1.0	6.0	1	0	0	0	0	2	0	0	0	0	0	0	0	0	0	0	0			
2019	Titans	16	1	23	11	12	1	0	0.0	0.0	2	0	0	0	0	1	0	0	0	0	0	0	0	0	0	0	0			
2020	Giants	16	0	18	8	10	2	10	1.0	8.0	1	0	0	0	0	1	1	0	0	0	0	0	0	0	0	0	0			
2021	Giants	17	17	72	31	41	6	24	3.5	23.5	7	0	0	0	0	1	0	1	0	0	0	0	0	0	0	0	0			
2022	Chargers	8	8	22	16	6	3	11	1.0	10.0	3	0	0	0	0	1	0	0	0	0	0	0	0	0	0	0	0			
2023	Chargers	17	17	46	24	22	2	3	0.0	0.0	1	0	0	0	0	2	1	1	0	0	0	0	0	0	0	0	0			
2024	Bills	15	1	19	7	12	0	0	0.5	0.0	1	2	9	5	0	2	0	0	0	0	0	0	0	0	0	0	0			
NFL TOTALS		131	56	259	131	128	17	60	8.5	50.5	18	2	9	5	0	12	2	2	0	0	1	1	0	0	0	0	0			

### AUSTIN JOHNSON'S NFL POSTSEASON DEFENSIVE STATISTICS

			TACKLES								INTERCEPTIONS							O. FUMB					ST				MISC		
DATE	TEAM	GP	GS	TK	S	A	TFL	YDS	SK	YDS	QBH	NO	YDS	LG	TD	PD	FF	FR	TD	YDS	TK	S	A	FF	FR	S	A		
2017	Titans	2	1	4	2	2	1	0	0.0	0.0	0	0	0	0	0	1	0	0	0	0	0	0	0	0	0	0	0		
2019	Titans	3	0	1	1	0	0	0	0.0	0.0	0	0	0	0	0	0	0	0	0	0	0	0	0	0	0	0	0		
2022	Chargers	0	0	0	0	0	0	0	0.0	0.0	0	0	0	0	0	0	0	0	0	0	0	0	0	0	0	0	0		
2024	Bills	3	0	7	3	4	1	1	0.0	0.0	0	0	0	0	0	0	0	0	0	0	0	0	0	0	0	0	0		
NFL TOTALS		8	1	12	6	6	2	1	0.0	0.0	0	0	0	0	0	1	0	0	0	0	0	0	0	0	0	0	0		

### SINGLE-GAME HIGHS: DEFENSIVE

<b>Total Tackles</b>	8 at Las Vegas Raiders, Dec 14, 2023	<b>Fumble Recoveries</b>	1 vs. Dallas Cowboys, Dec 19, 2021
	6 at Los Angeles Chargers, Dec 12, 2021		2 vs. Seattle Seahawks, Oct 23, 2022
	...2 more at 6.		2 at Dallas Cowboys, Oct 10, 2021
<b>Solo Tackles</b>	4 vs. Buffalo Bills, Dec 23, 2023	<b>Interception Return Yards</b>	5 at Seattle Seahawks, Oct 27, 2024
	4 at Las Vegas Raiders, Dec 14, 2023		4 at Indianapolis Colts, Nov 10, 2024
	...3 more at 4.		1 vs. Houston Texans, Dec 03, 2017
<b>Sacks</b>	1.0 vs. Seattle Seahawks, Oct 23, 2022	<b>Special Teams Tackles</b>	
	1.0 at Dallas Cowboys, Oct 10, 2021		
	...5 more at 1.0.		
<b>Passes Defensed</b>	1 at Tampa Bay Buccaneers, Nov 22, 2021		
	1 at Philadelphia Eagles, Oct 22, 2020		
	...5 more at 1.		
<b>Forced Fumbles</b>	1 at Los Angeles Rams, Oct 04, 2020		

### SINGLE-GAME HIGHS - POSTSEASON: DEFENSIVE

<b>Total Tackles</b>	3 at Kansas City Chiefs, Jan 26, 2025	<b>Passes Defensed</b>	1 at New England Patriots, Jan 13, 2018
	2 vs. Baltimore Ravens, Jan 19, 2025		1 at Kansas City Chiefs, Jan 26, 2025
	...3 more at 2.		1 at New England Patriots, Jan 13, 2018
<b>Solo Tackles</b>	2 vs. Denver Broncos, Jan 12, 2025		
	2 at New England Patriots, Jan 13, 2018		






# 2024 GAME-BY-GAME REGULAR-SEASON STATISTICS (BILLS)

			TACKLES								INTERCEPTIONS						O. FUMB				ST					MISC																
DATE	OPPONENT	P/S	TK	S	A	SK	YDS	TFL	YDS	QBH	NO	YDS	LG	TD	PD	FF	FR	TD	YDS	TK	S	A	FF	FR	S	A	W/L	SCORE														
09/08	Cardinals	P	1	1	0	0.0	0.0	0	0	0	0	0	0	0	0	0	0	0	0	0	0	0	0	0	0	0	W	34-28														
09/12	at Dolphins	P	2	2	0	0.0	0.0	0	0	1	0	0	0	0	0	0	0	0	0	0	0	0	0	0	0	0	W	31-10														
09/23	Jaguars	P	1	1	0	0.0	0.0	0	0	0	0	0	0	0	0	0	0	0	0	0	0	0	0	0	0	0	W	47-10														
09/29	at Ravens	P	0	0	0	0.0	0.0	0	0	0	0	0	0	0	0	0	0	0	0	0	0	0	0	0	0	0	L	10-35														
10/06	at Texans		ON INACTIVE LIST																																						L	20-23
10/14	at Jets	P	3	1	2	0.0	0.0	0	0	0	0	0	0	0	0	0	0	0	0	0	0	0	0	0	0	0	W	23-20														
10/20	Titans	P	0	0	0	0.0	0.0	0	0	0	0	0	0	0	0	0	0	0	0	0	0	0	0	0	0	0	W	34-10														
10/27	at Seahawks	P	1	0	1	0.0	0.0	0	0	0	1	5	5	0	1	0	0	0	0	0	0	0	0	0	0	0	0	W	31-10													
11/03	Dolphins	P	2	0	2	0.0	0.0	0	0	0	0	0	0	0	0	0	0	0	0	0	0	0	0	0	0	0	W	30-27														
11/10	at Colts	P	0	0	0	0.0	0.0	0	0	0	1	4	4	0	1	0	0	0	0	0	0	0	0	0	0	0	W	30-20														
11/17	Chiefs	P	3	0	3	0.0	0.0	0	0	0	0	0	0	0	0	0	0	0	0	0	0	0	0	0	0	0	W	30-21														
12/01	49ers	P	0	0	0	0.0	0.0	0	0	0	0	0	0	0	0	0	0	0	0	0	0	0	0	0	0	0	W	35-10														
12/08	at Rams	P	3	2	1	0.0	0.0	0	0	0	0	0	0	0	0	0	0	0	0	0	0	0	0	0	0	0	L	42-44														
12/15	at Lions	P	1	0	1	0.0	0.0	0	0	0	0	0	0	0	0	0	0	0	0	0	0	0	0	0	0	0	W	48-42														
12/22	Patriots	P	2	0	2	0.5	0.0	0	0	0	0	0	0	0	0	0	0	0	0	0	0	0	0	0	0	0	W	24-21														
12/29	Jets		INACTIVE																																					W	40-14	
01/05	at Patriots	S	0	0	0	0.0	0.0	0	0	0	0	0	0	0	0	0	0	0	0	0	0	0	0	0	0	0	L	16-23														
2024 TOTALS		15-1	19	7	12	0.5	0.0	0	0	1	2	9	5	0	2	0	0	0	0	0	0	0	0	0	0	0	0	13-4														

# 2024 GAME-BY-GAME POSTSEASON STATISTICS (BILLS)

			TACKLES							INTERCEPTIONS					O. FUMB				ST					MISC				
DATE	OPPONENT	P/S	TK	S	A	SK	YDS	TFL	YDS	QBH	NO	YDS	LG	TD	PD	FF	FR	TD	YDS	TK	S	A	FF	FR	S	A	W/L	SCORE
01/12	Broncos	P	2	2	0	0.0	0.0	0	0	0	0	0	0	0	0	0	0	0	0	0	0	0	0	0	0	0	W	31-7
01/19	Ravens	P	2	0	2	0.0	0.0	0	0	0	0	0	0	0	0	0	0	0	0	0	0	0	0	0	0	0	W	27-25
01/26	at Chiefs	P	3	1	2	0.0	0.0	1	1	0	0	0	0	0	0	0	0	0	0	0	0	0	0	0	0	0	L	29-32
2024 TOTALS		3-0	7	3	4	0.0	0.0	1	1	0	0	0	0	0	0	0	0	0	0	0	0	0	0	0	0	0	2-1	





## FRED JOHNSON | 74

POSITION: OFFENSIVE LINEMAN

HT: 6-7 | WT: 326 | DOB: 6-5-1997


COLLEGE: FLORIDA

HOMETOWN: ROYAL PALM BEACH, FLA.

ACQ: UFA (PHI)-'25

EXP: 7th YEAR

 @freddadon74

 @fredo\_kruegerlxv



### KEY TRANSACTIONS

- Originally signed by Pittsburgh as an undrafted free agent on 4/27/19
- Waived by Pittsburgh on 10/11/19
- Claimed off waivers by Cincinnati on 10/14/19
- Waived by Cincinnati on 3/23/22
- Signed with Tampa Bay on 3/25/22
- Waived by Tampa Bay on 11/1/22
- Signed to Philadelphia's practice squad on 11/8/23
- Signed with Philadelphia on 8/24/23
- Signed with Jacksonville on 3/19/25

### PRO

#### 2024 (Eagles)

- Appeared in all 17 regular-season games (six starts) and four postseason games, including the Super Bowl victory... Part of an offensive line that helped the Eagles rush for 3,048 yards in 2024, which set a single-season franchise record and ranked sixth in a season in NFL history
- **12/29 vs. DAL:** Saw action at tackle and on special teams... Helped block for Eagles RB Saquon Barkley, who recorded 167 rushing yards to set the Eagles' single-season record (2,005) and become the ninth player in NFL history to rush for 2,000-plus yards in a season
- **11/3 vs. JAX:** Started at left tackle and played 78-of-79 offensive snaps... Blocked for a rushing unit that posted 237 yards and two rushing touchdowns
- **10/27 at CIN:** Started at left tackle and played all 61 offensive snaps... Part of an offensive line that did not allow a sack

#### 2023 (Eagles)

- Saw action in all 17 regular-season games and one playoff appearance, tallying 37 total snaps

#### 2022 (Eagles)

- Spent time on the team's practice squad during the Eagles' 2022 campaign that led to a Super Bowl LVII appearance

#### 2022 (Buccaneers)

- Saw action in five games

#### 2021 (Bengals)

- Saw action in five regular season games (one start) as part of a season that culminated in a Bengals Super Bowl LVI appearance

#### 2020 (Bengals)

- Saw action in 12 games (six starts)... Spent time on the team's Reserve/COVID-19 list

#### 2019 (Bengals)

- Saw action in six games (one start)

### COLLEGE

- Spent four seasons at Florida (2015-18) where he made 44 appearances (31 starts)
- In his senior season in 2018, Florida's offensive line allowed 18.0 sacks, ranking third in the SEC and 20th in the nation
- Named to the 2018 SEC Football Community Service team and the Wuerffel Trophy Watch List for his work in the community

### PERSONAL

- Originally from Royal Palm Beach, Fla.
- While at the University of Florida, he mentored youth in juvenile detention centers through the VERB Kind program, which aims to help at-risk individuals a second chance through mentoring, education and providing community resources
- A bucket list item of his is to travel to all seven wonders of the world, and to visit each continent



### FRED JOHNSON'S NFL REGULAR SEASON STATISTICS

DATE	TEAM	GP	GS
2019	Steelers	0	0
Went from <b>Pittsburgh</b> to <b>Cincinnati</b> .			
2019	Bengals	6	1
2019	TOTAL	6	1
2020	Bengals	12	6
2021	Bengals	5	1
2022	Buccaneers	5	0
Went from <b>Tampa Bay</b> to <b>Philadelphia</b> .			
2022	Eagles	0	0
2022	TOTAL	5	0
2023	Eagles	17	0
2024	Eagles	17	6
<b>NFL TOTALS</b>		<b>62</b>	<b>14</b>

### FRED JOHNSON'S NFL POSTSEASON STATISTICS

DATE	TEAM	GP	GS
2021	Bengals	0	0
2022	Eagles	0	0
2023	Eagles	1	0
2024	Eagles	4	0
<b>NFL TOTALS</b>		<b>5</b>	<b>0</b>


### 2024 GAME-BY-GAME REGULAR-SEASON STATISTICS (EAGLES)

DATE	OPPONENT	P/S	W/L	SCORE
09/06	Packers	P	W	34-29
09/16	Falcons	P	L	21-22
09/22	at Saints	P	W	15-12
09/29	at Buccaneers	S	L	16-33
10/13	Browns	P	W	20-16
10/20	at Giants	S	W	28-3
10/27	at Bengals	S	W	37-17
11/03	Jaguars	S	W	28-23
11/10	at Cowboys	S	W	34-6
11/14	Commanders	P	W	26-18
11/24	at Rams	P	W	37-20
12/01	at Ravens	P	W	24-19
12/08	Panthers	P	W	22-16
12/15	Steelers	P	W	27-13
12/22	at Commanders	P	L	33-36
12/29	Cowboys	P	W	41-7
01/05	Giants	S	W	20-13
<b>2024 TOTALS</b>		<b>17-6</b>	<b>14-3</b>	

### 2024 GAME-BY-GAME POSTSEASON STATISTICS (EAGLES)

DATE	OPPONENT	P/S	W/L	SCORE
01/12	Packers	P	W	22-10
01/19	Rams	P	W	28-22
01/26	Commanders	P	W	55-23
02/09	Chiefs	P	W	40-22
<b>2024 TOTALS</b>		<b>4-0</b>	<b>4-0</b>	





# JARRIAN JONES | 22

**POSITION:** CORNERBACK  
**HT:** 5-11 | **WT:** 190 | **DOB:** 5-8-2001  
**COLLEGE:** FLORIDA STATE  
**HOMETOWN:** MAGEE, MISS.  
**ACQ:** D3-'24  
**EXP:** 2nd YEAR

@JarrianJones  
 @iamjarrianjones

## KEY TRANSACTIONS

- Originally drafted by Jacksonville in the third round (96th overall) in the 2024 draft

## PRO

### 2024 (Jaguars)

- Selected to the Pro Football Focus All-Rookie Team
- Appeared in 17 games and made four starts as a rookie... Posted 40 tackles (30 solo), eight passes defended, 2.0 sacks, two quarterback hits, one interception and one tackle for loss
- 1/5 at IND:** Recorded three tackles (two solo), one quarterback hit, 1.0 sack and one pass defended... Became the only rookie defensive back in the NFL to have registered at least 2.0 sacks
- 12/15 vs. NYJ:** Started at cornerback and recorded two solo tackles and two passes defended... Became one of three rookie defensive backs in the league to notch two passes defended in back-to-back games
- 12/8 at TEN:** Recorded five tackles (two solo), two passes defended and 1.0 sack, all career-highs... His sack marked the first of his career
- 10/27 vs. G.B.:** Started at cornerback and recorded one tackle, one pass defended and one interception... His interception was the first of his career

## COLLEGE

- Appeared in 55 games with 29 starts and recorded 96 tackles, 12 passes defended, five interceptions, 5.5 tackles for loss, two fumble recoveries and 1.0 sack at Florida State
- During his senior season (2023), he was named Honorable Mention All-ACC and was awarded the Bobby Bowden Leadership Award
- First player in FSU history with 1.0 sack, one tackle for loss, one forced fumble, one fumble recovery and one interception in a single game
- Spent the 2019 season at Mississippi State before transferring to Florida State

## PERSONAL

- Son of Rhonda Jones and Andrew Jones
- Attended Northwest Rankin High School in Flowood, Miss.
- Rated as a four-star prospect and No. 13 in Mississippi by 247Sports and ESPN

## JARRIAN JONES' NFL REGULAR SEASON DEFENSIVE STATISTICS

DATE	TEAM	GP	GS	TK	S	A	TACKLES					QBH	INTERCEPTIONS					O. FUMB					ST					MISC				
							TFL	YDS	SK	YDS	YDS		NO	YDS	LG	TD	PD	FF	FR	TD	YDS	TK	S	A	FF	FR	S	A	FF	FR	S	A
2024	Jaguars	17	4	40	30	10	1	9	2.0	9.0	2	1	0	0	0	0	8	0	0	0	0	0	0	0	0	0	0	0	0	0	0	0
NFL TOTALS		17	4	40	30	10	1	9	2.0	9.0	2	1	0	0	0	0	8	0	0	0	0	0	0	0	0	0	0	0	0	0	0	0

### SINGLE-GAME HIGHS: DEFENSIVE

<b>Total Tackles</b>	5 vs. Tennessee Titans, Dec 29, 2024	<b>Passes Defended</b>	2 vs. New York Jets, Dec 15, 2024
	5 at Tennessee Titans, Dec 08, 2024		2 at Tennessee Titans, Dec 08, 2024
<b>Solo Tackles</b>	4 vs. Tennessee Titans, Dec 29, 2024	<b>Tackles For Loss</b>	1 at Tennessee Titans, Dec 08, 2024
	4 at Las Vegas Raiders, Dec 22, 2024		
<b>Sacks</b>	1.0 at Indianapolis Colts, Jan 05, 2025		
	1.0 at Tennessee Titans, Dec 08, 2024		





**2024 GAME-BY-GAME REGULAR-SEASON STATISTICS (JAGUARS)**

			TACKLES								INTERCEPTIONS						O. FUMB				ST				MISC				
DATE	OPPONENT	P/S	TK	S	A	SK	YDS	TFL	YDS	QBH	NO	YDS	LG	TD	PD	FF	FR	TD	YDS	TK	S	A	FF	FR	S	A	W/L	SCORE	
09/08	at Dolphins	P	1	0	1	0.0	0.0	0	0	0	0	0	0	0	0	0	0	0	0	0	0	0	0	0	0	0	L	17-20	
09/15	Browns	P	3	3	0	0.0	0.0	0	0	0	0	0	0	0	0	0	0	0	0	0	0	0	0	0	0	0	L	13-18	
09/23	at Bills	P	2	2	0	0.0	0.0	0	0	0	0	0	0	0	0	0	0	0	0	0	0	0	0	0	0	0	L	10-47	
09/29	at Texans	P	4	3	1	0.0	0.0	0	0	0	0	0	0	0	0	0	0	0	0	0	0	0	0	0	0	0	L	20-24	
10/06	Colts	P	1	0	1	0.0	0.0	0	0	0	0	0	0	0	1	0	0	0	0	0	0	0	0	0	0	0	W	37-34	
10/13	at Bears	P	0	0	0	0.0	0.0	0	0	0	0	0	0	0	0	0	0	0	0	0	0	0	0	0	0	0	L	16-35	
10/20	Patriots	P	3	3	0	0.0	0.0	0	0	0	0	0	0	0	1	0	0	0	0	0	0	0	0	0	0	0	W	32-16	
10/27	Packers	S	1	0	1	0.0	0.0	0	0	0	1	0	0	0	1	0	0	0	0	0	0	0	0	0	0	0	L	27-30	
11/03	at Eagles	P	1	1	0	0.0	0.0	0	0	0	0	0	0	0	0	0	0	0	0	0	0	0	0	0	0	0	L	23-28	
11/10	Vikings	P	2	2	0	0.0	0.0	0	0	0	0	0	0	0	0	0	0	0	0	0	0	0	0	0	0	0	L	7-12	
11/17	at Lions	P	3	2	1	0.0	0.0	0	0	0	0	0	0	0	0	0	0	0	0	0	0	0	0	0	0	0	L	6-52	
12/01	Texans	S	0	0	0	0.0	0.0	0	0	0	0	0	0	0	0	0	0	0	0	0	0	0	0	0	0	0	L	20-23	
12/08	at Titans	P	5	2	3	1.0	9.0	1	9	1	0	0	0	0	2	0	0	0	0	0	0	0	0	0	0	0	W	10-6	
12/15	Jets	S	2	2	0	0.0	0.0	0	0	0	0	0	0	0	2	0	0	0	0	0	0	0	0	0	0	0	L	25-32	
12/22	at Raiders	P	4	4	0	0.0	0.0	0	0	0	0	0	0	0	0	0	0	0	0	0	0	0	0	0	0	0	L	14-19	
12/29	Titans	P	5	4	1	0.0	0.0	0	0	0	0	0	0	0	0	0	0	0	0	0	0	0	0	0	0	0	W	20-13	
01/05	at Colts	S	3	2	1	1.0	0.0	0	0	1	0	0	0	0	1	0	0	0	0	0	0	0	0	0	0	0	L	23-26+	
2024 TOTALS		17-4	40	30	10	2.0	9.0	1	9	2	1	0	0	0	8	0	0	0	0	0	0	0	0	0	0	0	4-13		

+ - Overtime





# JACK KISER | 54

POSITION: LINEBACKER

HT: 6-2 | WT: 231 | DOB: 9-10-2000

COLLEGE: NOTRE DAME

HOMETOWN: ROYAL CENTER, IND.

ACQ: D4-'25

EXP: R

@JBKiser4

@jbkiser4

## KEY TRANSACTIONS

- Originally drafted by Jacksonville in the fourth round (107th overall) of the 2025 draft

## COLLEGE

- Owens Notre Dame's school record in career games played (70)
- Career totals include 275 tackles, 16 tackles for loss, 11 passes defended, 6.0 sacks, six forced fumbles, four interceptions (including two pick-sixes) and a blocked kick
- Named a finalist for the William V. Campbell Trophy (the top college football player with the best combination of academics, leadership, and on-field performance), Wuerffel Trophy (the player who best combines exemplary community service with athletic and academic achievement) and Freddie Solomon Community Spirit Award in 2024
- Served as a team captain and led the Fighting Irish with 90 tackles en route to a National Championship appearance in his final season (2024)
- Finished third on the team with 62 tackles and tied for the team lead with 41 solo tackles in 2023 in addition to being named Notre Dame Special Teams Player of the Year

## PERSONAL

- Attended Pioneer Junior-Senior High School (Royal Center, Ind.), where he played both quarterback and linebacker and won the 2018 Indiana Mr. Football Award
- Achieved a 3.82 undergraduate GPA, majoring in business analytics, and a 3.97 GPA to earn his master's degree in accountancy
- Led and participated in a number of community-facing initiatives during his time at Notre Dame, including twice serving as the player committee chairman for the program's Cleats For a Cause initiative; serving as the Fighting Irish Fight For Life football team lead for three years; and working with local low-income families to perform tax returns
- Grew up on a 500-acre farm in Indiana

## JACK KISER'S COLLEGE DEFENSIVE STATISTICS

DATE TEAM	GP	GS	TK	S	A	TACKLES				QBH	INTERCEPTIONS				O. FUMB				ST				MISC			
						TFL	YDS	SK	YDS		NO	YDS	LG	TD	PD	FF	FR	TD	YDS	TK	S	A	FF	FR	S	A
2019 Notre Dame	4	0	0	0	0	0.0	0.0	0.0	0.0	0	0	0	0	0	0	0	0	0	0	0	0	0	0	0	0	0
2020 Notre Dame	11	1	20	16	4	3.0	5.0	0.0	0.0	1	1	2	2	0	0	0	0	0	0	0	0	0	0	0	0	0
2021 Notre Dame	13	8	45	26	19	1.0	3.0	0.0	0.0	2	2	109	66	2	5	2	0	0	0	0	0	0	0	0	0	0
2022 Notre Dame	13	6	58	28	30	5.5	19.0	2.5	8.0	2	0	0	0	0	0	1	0	0	0	0	0	0	0	0	0	0
2023 Notre Dame	13	3	62	41	21	1.5	13.0	1.5	13.0	3	1	25	25	0	1	1	0	0	0	0	0	0	0	0	0	0
2024 Notre Dame	15	15	85	51	34	4.0	23.0	2.0	19.0	3	0	0	0	0	1	2	2	0	0	0	0	0	0	0	0	0
TOTALS	69	33	270	162	108	15.0	63.0	6.0	40.0	11	4	136	66	2	7	6	2	0	0	0	0	0	0	0	0	0

## COLLEGE 2024 GAME-BY-GAME STATISTICS (NOTRE DAME)

			TACKLES								INTERCEPTIONS					O. FUMB				ST				MISC				
DATE	OPPONENT	P/S	TK	S	A	SK	YDS	TFL	YDS	QBH	NO	YDS	LG	TD	PD	FF	FR	TD	YDS	TK	S	A	FF	FR	S	A	W/L	SCORE
08/31	at Texas A&M	S	8	4	4	0.0	0.0	0.0	0.0	0	0	0	0	0	0	0	0	0	0	0	0	0	0	0	0	0	W	23-13
09/07	NIU	S	6	4	2	0.0	0.0	0.0	0.0	0	0	0	0	0	0	0	0	0	0	0	0	0	0	0	0	0	L	14-16
09/14	at Purdue	S	3	3	0	0.0	0.0	0.0	0.0	1	0	0	0	0	0	0	0	0	0	0	0	0	0	0	0	0	W	66-7
09/21	Miami (OH)	S	5	2	3	0.0	0.0	0.0	0.0	0	0	0	0	0	0	0	0	0	0	0	0	0	0	0	0	0	W	28-3
09/28	Louisville	S	3	3	0	0.0	0.0	0.0	0.0	0	0	0	0	0	0	0	0	0	0	0	0	0	0	0	0	0	W	31-24
10/12	Stanford	S	4	3	1	0.0	0.0	0.0	0.0	0	0	0	0	0	0	0	0	0	0	0	0	0	0	0	0	0	W	49-7
10/19	at Georgia Tech	S	5	2	3	0.0	0.0	0.0	0.0	0	0	0	0	0	0	1	0	0	0	0	0	0	0	0	0	0	W	31-13
10/26	at Navy	S	9	5	4	0.0	0.0	1.0	1.0	0	0	0	0	0	0	0	1	0	0	0	0	0	0	0	0	0	W	51-14
11/09	Florida St.	S	6	4	2	0.0	0.0	0.0	0.0	0	0	0	0	0	0	0	0	0	0	0	0	0	0	0	0	0	W	52-3
11/16	Virginia	S	3	2	1	1.0	9.0	1.0	9.0	0	0	0	0	0	1	0	0	0	0	0	0	0	0	0	0	0	W	35-14
11/23	Army West Point	S	4	2	2	0.0	0.0	1.0	3.0	0	0	0	0	0	0	0	1	0	0	0	0	0	0	0	0	0	W	49-14
11/30	at Southern California	S	8	3	5	0.0	0.0	0.0	0.0	2	0	0	0	0	0	0	0	0	0	0	0	0	0	0	0	0	W	49-35
12/20	Indiana	S	5	4	1	0.0	0.0	0.0	0.0	0	0	0	0	0	0	0	0	0	0	0	0	0	0	0	0	0	W	27-17
01/02	at Georgia	S	6	6	0	1.0	10.0	1.0	10.0	0	0	0	0	0	0	1	0	0	0	0	0	0	0	0	0	0	W	23-10
01/09	at Penn St.	S	10	4	6	0.0	0.0	0.0	0.0	0	0	0	0	0	0	0	0	0	0	0	0	0	0	0	0	0	W	27-24
2024 TOTALS		15-15	85	51	34	2.0	19.0	4.0	23.0	3	0	0	0	0	1	2	2	0	0	0	0	0	0	0	0	0	0	14-1





# TYLER LACY | 93

POSITION: DEFENSIVE TACKLE

HT: 6-4 | WT: 279 | DOB: 11-10-1999

COLLEGE: OKLAHOMA STATE

HOMETOWN: SACHSE, TEXAS

ACQ: D4-'23

EXP: 3rd YEAR

tylerlacy85

tylerlacy85

## KEY TRANSACTIONS

- Originally drafted by Jacksonville in the fourth round (130th overall) of the 2023 draft

## PRO

### 2024 (Jaguars)

- Appeared in 13 games and made eight starts... Totaled a single-season career-high 25 tackles (10 solo), two tackles for loss and one quarterback hit
- 12/8 at TEN:** Recorded a single-game career-high-tying five tackles (one solo)
- 11/3 at PHI:** Started at defensive tackle and recorded a single-game career-high five tackles (two solo)
- 10/27 vs. G.B.:** Recorded four tackles (one solo) and one quarterback hit

### 2023 (Jaguars)

- Appeared in 15 games as a rookie... Finished the season with 12 tackles (five solo), three quarterback hits, one tackle for loss and one pass defended
- 12/24 at T.B.:** Recorded two solo tackles and one tackle for loss
- 12/10 at CLE:** Recorded one quarterback hit and one pass defended
- 11/12 vs. S.F.:** Assisted on three tackles and recorded one quarterback hit

## COLLEGE

- Started 44 career games and recorded 113 career tackles (59 solo), 11.5 sacks and three forced fumbles
- Was a three-time All-Big 12 Honorable Mention
- Participated in the 2023 Reese's Senior Bowl

## PERSONAL

- Majored in sports management
- Represents breast cancer awareness for the NFL's My Cause My Cleats campaign in honor of his mother, Veronica, a breast cancer survivor

## TYLER LACY'S NFL REGULAR SEASON DEFENSIVE STATISTICS

		TACKLES										INTERCEPTIONS							O. FUMB					ST				MISC	
DATE	TEAM	GP	GS	TK	S	A	TFL	YDS	SK	YDS	QBH	NO	YDS	LG	TD	PD	FF	FR	TD	YDS	TK	S	A	FF	FR	S	A		
2023	Jaguars	15	0	12	5	7	1	4	0.0	0.0	3	0	0	0	0	1	0	0	0	0	0	0	0	0	0	0	0		
2024	Jaguars	13	8	25	10	15	2	3	0.0	0.0	1	0	0	0	0	0	0	0	0	0	0	0	0	0	0	0	0		
NFL TOTALS		28	8	37	15	22	3	7	0.0	0.0	4	0	0	0	0	1	0	0	0	0	0	0	0	0	0	0	0		

## SINGLE-GAME HIGHS: DEFENSIVE

Total Tackles	5 at Tennessee Titans, Dec 08, 2024	Tackles For Loss	1 at Las Vegas Raiders, Dec 22, 2024
	5 at Philadelphia Eagles, Nov 03, 2024		1 at Detroit Lions, Nov 17, 2024
Solo Tackles	2 at Detroit Lions, Nov 17, 2024		...1 more at 1.
	2 at Philadelphia Eagles, Nov 03, 2024		
...1 more at 2.			



2024 GAME-BY-GAME REGULAR-SEASON STATISTICS (JAGUARS)

			TACKLES									INTERCEPTIONS					O. FUMB				ST					MISC					
DATE	OPPONENT	P/S	TK	S	A	SK	YDS	TFL	YDS	QBH	NO	YDS	LG	TD	PD	FF	FR	TD	YDS	TK	S	A	FF	FR	S	A	W/L	SCORE			
09/08	at Dolphins	P	0	0	0	0.0	0.0	0	0	0	0	0	0	0	0	0	0	0	0	0	0	0	0	0	0	0	L	17-20			
09/15	Browns		ON INACTIVE LIST																							L	13-18				
09/23	at Bills	S	1	0	1	0.0	0.0	0	0	0	0	0	0	0	0	0	0	0	0	0	0	0	0	0	0	0	L	10-47			
09/29	at Texans	S	0	0	0	0.0	0.0	0	0	0	0	0	0	0	0	0	0	0	0	0	0	0	0	0	0	0	L	20-24			
10/06	Colts	P	1	1	0	0.0	0.0	0	0	0	0	0	0	0	0	0	0	0	0	0	0	0	0	0	0	0	W	37-34			
10/13	at Bears		ON INACTIVE LIST																							L	16-35				
10/20	Patriots	S	1	0	1	0.0	0.0	0	0	0	0	0	0	0	0	0	0	0	0	0	0	0	0	0	0	0	W	32-16			
10/27	Packers	S	4	1	3	0.0	0.0	0	0	1	0	0	0	0	0	0	0	0	0	0	0	0	0	0	0	0	L	27-30			
11/03	at Eagles	S	5	2	3	0.0	0.0	0	0	0	0	0	0	0	0	0	0	0	0	0	0	0	0	0	0	0	L	23-28			
11/10	Vikings	S	1	1	0	0.0	0.0	0	0	0	0	0	0	0	0	0	0	0	0	0	0	0	0	0	0	0	L	7-12			
11/17	at Lions	S	3	2	1	0.0	0.0	1	1	0	0	0	0	0	0	0	0	0	0	0	0	0	0	0	0	0	L	6-52			
12/01	Texans	S	0	0	0	0.0	0.0	0	0	0	0	0	0	0	0	0	0	0	0	0	0	0	0	0	0	0	L	20-23			
12/08	at Titans	P	5	1	4	0.0	0.0	0	0	0	0	0	0	0	0	0	0	0	0	0	0	0	0	0	0	0	W	10-6			
12/15	Jets	P	2	1	1	0.0	0.0	0	0	0	0	0	0	0	0	0	0	0	0	0	0	0	0	0	0	0	L	25-32			
12/22	at Raiders	P	2	1	1	0.0	0.0	1	2	0	0	0	0	0	0	0	0	0	0	0	0	0	0	0	0	0	L	14-19			
12/29	Titans		ON INACTIVE LIST																							W	20-13				
01/05	at Colts		ON INACTIVE LIST																							L	23-26+				
2024 TOTALS		13-8	25	10	15	0.0	0.0	2	3	1	0	0	0	0	0	0	0	0	0	0	0	0	0	0	0	0	4-13				

+ - Overtime







# RAYUAN LANE III | 25

POSITION: DEFENSIVE BACK

HT: 5-11 | WT: 197 | DOB: 7-21-2003

COLLEGE: NAVY

HOMETOWN: JESSUP, MD.

ACQ: D6-'25

EXP: R

@Rayuan18

@rayuanlanelll

## KEY TRANSACTIONS

- Originally drafted by Jacksonville in the sixth round (200th overall) of the 2025 draft

## COLLEGE

- Started 43 consecutive games dating back to his freshman year, ending his career with the longest active streak in the FBS by a safety
- Totaled 244 career tackles, 21 passes defended, eight tackles for loss, eight forced fumbles, seven interceptions (two pick-sixes), three fumble recoveries and 1.5 sacks
- Named All-AAC First-Team in 2024, finishing third on the team in tackles with 70, tied-first with four pass breakups and first with three forced fumbles... Added two interceptions, including one pick-six
- Earned 2023 Third-Team All-AAC honors after ranking third on the team in tackles (66), tied-first in interceptions (four) and first in pass breakups (eight) along with three tackles for loss, two forced fumbles, a fumble recovery and a half-sack

## PERSONAL

- Graduated from the U.S. Naval Academy in May 2025 and was commissioned as a second lieutenant in the U.S. Marine Corps Reserves
- Attended Gilman School (Baltimore, Md.) where he was a three-sport athlete who earned letters in basketball (three), football (two) and track and field (three)
- Garnered 2019 All-MIAA honors in football
- Brother, Dejuan, plays safety at Penn State
- Majored in quantitative economics

## RAYUAN LANE III'S COLLEGE DEFENSIVE STATISTICS

		TACKLES										INTERCEPTIONS						O. FUMB						ST				MISC			
DATE	TEAM	GP	GS	TK	S	A	TFL	YDS	SK	YDS	QBH	NO	YDS	LG	TD	PD	FF	FR	TD	YDS	TK	S	A	FF	FR	S	A				
2021	Navy	12	6	37	23	14	2.0	3.0	0.0	0.0	0	1	0	0	0	4	1	0	0	0	0	0	0	0	0	0	0				
2022	Navy	12	12	71	43	28	2.5	10.0	1.0	6.0	0	0	0	0	0	4	2	2	0	0	0	0	0	0	0	0	0				
2023	Navy	12	12	66	41	25	3.0	8.0	0.5	2.0	1	4	122	97	1	8	2	1	0	0	0	0	0	0	0	0	0				
2024	Navy	13	13	70	47	23	0.5	1.0	0.0	0.0	0	2	86	86	1	4	3	0	0	0	0	0	0	0	0	0	0				
TOTALS		49	43	244	154	90	8.0	22.0	1.5	8.0	1	7	208	97	2	20	8	3	0	0	0	0	0	0	0	0	0				





# DARIUS LASSITER | 88

POSITION: WIDE RECEIVER  
HT: 6-2 | WT: 205 | DOB: 8-10-2000  
COLLEGE: BRIGHAM YOUNG  
HOMETOWN: CHANDLER, ARIZ.  
ACQ: UDFA-25  
EXP: R

@darius\_lassiter

## KEY TRANSACTIONS

- Originally signed by Jacksonville as an undrafted free agent following the 2025 draft

## COLLEGE

- Played in 35 games (23 starts) over three seasons at Eastern Michigan (2022) and BYU (2023-24) and totaled 114 receptions for 1,539 yards and 12 touchdowns
- Named Honorable Mention All-Big 12 in 2024 after finishing the season second on the team in receptions (45) and receiving yards (703) while tying for the team lead with four receiving touchdowns... Served as co-captain
- Finished third on the team with 29 receptions for 365 yards and four touchdowns in 10 games in 2023... Tabbed Honorable Mention All-Big 12
- Appeared in all 13 games for Eastern Michigan in 2022, catching 40 passes for 471 yards and four touchdowns to help the Eagles to a 9-4 season
- Played one season at Butler Community College (2021), appearing in 17 games and registering 51 receptions, 913 yards and 13 touchdowns

## PERSONAL

- Played high school football at Lawrence Free State (Kan.)
- Father, the late Kwamie Lassiter, played football at Kansas, then for the Cardinals, Chargers and Rams in the NFL
- Brother, Kwamie II, played receiver at Kansas and spent time with the Cincinnati Bengals (2022-23)
- Brother, Kwinton, played defensive back at Kansas
- Involved with the Kwamie Lassiter Foundation, helping kids facing sickle cell anemia

## DARIUS LASSITER'S COLLEGE RUSHING/RECEIVING STATISTICS

DATE	TEAM	GP	GS	RUSHING					RECEIVING				
				NO.	YDS.	AVG.	LG	TD	NO.	YDS.	AVG.	LG	TD
2022	Eastern Mich.	14	4	0	0	0.0	0	0	43	531	12.3	45	4
2023	BYU	12	8	1	5	5.0	5	0	29	365	12.6	47	4
2024	BYU	12	11	1	0	0.0	0	0	45	703	15.6	57	4
TOTALS		38	23	2	5	2.5	5	0	117	1,599	13.7	57	12

## COLLEGE 2024 GAME-BY-GAME STATISTICS (BYU)

			RUSHING					RECEIVING							
DATE	OPPONENT	P/S	NO.	YDS.	AVG.	LG	TD	NO.	YDS.	AVG.	LG	TD	W/L	SCORE	
08/31	Southern Ill.		DID NOT PLAY (NON-INJURY)											W	41-13
09/06	at SMU	S	1	0	0.0	0	0	2	62	31.0	57	0	W	18-15	
09/14	at Wyoming	S	0	0	0.0	0	0	3	27	9.0	20	1	W	34-14	
09/21	Kansas St.	S	0	0	0.0	0	0	3	26	8.7	13	1	W	38-9	
09/28	at Baylor	S	0	0	0.0	0	0	8	120	15.0	44	1	W	34-28	
10/12	Arizona	S	0	0	0.0	0	0	5	86	17.2	38	0	W	41-19	
10/18	Oklahoma St.	S	0	0	0.0	0	0	6	129	21.5	50	1	W	38-35	
10/26	at UCF	S	0	0	0.0	0	0	4	54	13.5	20	0	W	37-24	
11/09	at Utah	S	0	0	0.0	0	0	4	46	11.5	27	0	W	22-21	
11/16	Kansas	S	0	0	0.0	0	0	3	26	8.7	13	0	L	13-17	
11/23	at Arizona St.	S	0	0	0.0	0	0	5	103	20.6	36	0	L	23-28	
11/30	Houston	S	0	0	0.0	0	0	0	0	0.0	0	0	W	30-18	
12/28	at Colorado	P	0	0	0.0	0	0	2	24	12.0	14	0	W	36-14	
2024 TOTALS		12-11	1	0	0.0	0	0	45	703	15.6	57	4	11-2		





# TREVOR LAWRENCE | 16

**POSITION:** QUARTERBACK  
**HT:** 6-6 | **WT:** 220 | **DOB:** 10-6-1999  
**COLLEGE:** CLEMSON  
**HOMETOWN:** CARTERSVILLE, GA.  
**ACQ:** D1-'21  
**EXP:** 5th YEAR

@Trevorlawrencee  
 @tlawrence16



## KEY TRANSACTIONS

- Originally drafted first overall by Jacksonville in the 2021 draft
- Signed a contract extension with Jacksonville on 6/14/24

## PRO

### Career Highlights

- Lawrence ranks fourth in franchise history in passing yards (13,815), pass completions (1,288) and touchdown passes (69)... Lawrence's 63.3 completion percentage is the highest in franchise history (min. 200 attempts)... His 10 300-yard passing games rank third in franchise history
- Lawrence's 14 rushing touchdowns are tied for second-most in franchise history by a quarterback and are tied for fifth-most in the NFL among quarterbacks since 2021
- Since 2021, Lawrence ranks fifth in completions (1,288) and passing yards (13,815) in the AFC
- Since 2022, Lawrence's 12 games with a 75-percent completion rate are tied for the third most in the NFL among quarterbacks
- One of four quarterbacks (Jared Goff, Geno Smith and Russell Wilson) to have an active streak of 50 or more games recording at least one 20-plus-yard completion (53)

### 2024 (Jaguars)

- Named a captain for the 2024 season
- Started all 10 games in which he appeared before being placed on the Reserve/Injured list... Completed 172-of-284 passes for 2,045 yards and 11 touchdowns... Rushed 26 times for 119 yards and three touchdowns
- **11/3 at PHI:** Completed 16-of-31 passes for 169 yards and rushed for a career-high-tying two touchdowns
- **10/27 vs. G.B.:** Completed 21-of-32 passes for 308 yards and two touchdowns... His eight 20-plus-yard completions in a single game tied for the fourth most in the NFL in 2024
- **10/20 vs. N.E.:** Completed 15-of-20 passes for 193 yards and one touchdown in his sixth international start... Amassed 1,401 career passing yards in international games, ranking first in NFL history... Secured his fourth victory abroad, tied with QB Tom Brady for most international wins in NFL history
- **10/6 vs. IND:** Completed 28-of-34 passes for a career-high 371 yards and two touchdowns... His 85-yard touchdown pass to WR Brian Thomas Jr. was the longest completion of his career and the longest touchdown pass by a Jaguars quarterback since Blake Bortles in Week 16 of 2015

### 2023 (Jaguars)

- Voted a team captain for the 2023 season
- Started in all 16 games he appeared in... Recorded 370 completions on 564 pass attempts for 4,016 yards and 21 touchdowns... Became the second quarterback in franchise history to record at least 300 completions in three consecutive seasons, and the only quarterback in franchise history to start his career with three seasons of at least 300 completions
- Posted 70 rushing attempts for 339 rushing yards and four touchdowns... His 339 rushing yards finished third in the NFL among quarterbacks who threw for at least 4,000 yards
- **1/7 at TEN:** Completed 29-of-43 passes for 280 yards and two touchdowns... Rushed three times for 10 yards... Surpassed 4,000 passing yards for the second consecutive year
- **11/26 at HOU:** Completed 23 passes on 38 attempts for 364 yards with one touchdown and one rushing touchdown... Recorded the most passing yards in a single game against the Texans in franchise history, passing QB Chad Henne (354) in Week 11 of the 2012 season... Set the second-most single-game passing yards in his career
- **11/19 vs. TEN:** Completed 24 passes for 262 yards and two touchdowns... Rushed for 17 yards and two touchdowns on five attempts... Eclipsed 10,000 total career passing yards, becoming the third youngest player in NFL history to reach 10,000 passing yards... Marked the first time in franchise history a quarterback recorded two passing touchdowns and two rushing touchdowns in a single game... Named AFC Offensive Player of the Week
- **10/29 at PIT:** Completed 24 passes for 292 yards and a touchdown... Recorded his eighth consecutive game with at least 20 completions, setting a single-season franchise record... Posted the most completions by a Jaguar through Week 8 in team history

### 2022 (Jaguars)

- Was voted a team captain for the 2022 season
- Was named to the 2023 Pro Bowl Games after the 2022 season
- Started all 17 regular-season games and both playoff games... In the regular season, he completed 387-of-584 passes for 4,113 yards and 25 touchdowns... His 4,113 passing yards ranked ninth across the league, and his 25 passing touchdowns ranked eighth



- Had 62 rushing attempts for 291 yards and five touchdowns
- In the postseason, he completed 52-of-86 passes for 505 yards and five touchdowns and rushed four times for 34 yards... Despite only playing in two postseason games, Lawrence's five passing touchdowns tied with Cowboys QB Dak Prescott for the second most in the postseason, only behind Chiefs QB Patrick Mahomes, who completed seven passing touchdowns
- **1/14 vs. LAC:** Completed 28-of-47 passes for 288 yards and four TDs in his first postseason contest... Lawrence's four TDs were the most thrown by any player in franchise history in a postseason game... Became the youngest player in postseason history to throw four touchdowns in one game
- **12/11 at TEN:** Lawrence completed 30-of-42 passes for a career-high 368 yards, three passing touchdowns, one rushing touchdown and a 121.9 rating... Lawrence surpassed 3,000 passing yards this season, becoming the first Jaguars QB to throw for at least 3,000 yards in each of the first two seasons of his career... Became the first player in franchise history with at least 300 passing yards, multiple passing touchdowns, and a rushing touchdown in a single game
- **11/27 vs. BAL:** Lawrence completed 29-of-37 passes for 321 yards and 3 TDs, including a TD to WR Marvin Jones Jr. with 14 seconds remaining and a completion to WR Zay Jones for the game-winning two-point conversion... Finished with a career-high 129.8 rating, marking the highest in franchise history among quarterbacks with 37 or more passing attempts... It marked his fourth career game-winning drive
- **11/6 vs. L.V.:** Completed 25-of-31 passes for 235 yards and one touchdown and a 109.0 QB rating... His 80.6 completion percentage was his third game over 80 percent, tying him with QB Mark Brunell and QB David Garrard for the most in franchise history... Rushed for a career-high 53 yards on six attempts

## 2021 (Jaguars)

- Voted a team captain for the 2021 season
- Finished his rookie season 359-of-602 for 3,641 passing yards and 12 touchdowns... Also compiled 334 rushing yards on 73 attempts and two touchdowns
- **1/9 vs. IND:** Completed 23-of-32 passes for 223 yards and two TDs for a career-high passer rating of 111.8... Completed his first 12 passes of the game and capped off Jacksonville's first drive with a two-yard TD pass to WR Laquon Treadwell
- **9/12 at HOU:** Finished his Jaguars and NFL debut 28-of-51 for 332 yards, 3 TDs and 3 INTs... Lawrence's 332 yards passing were the fourth-most by a rookie quarterback in their first start in NFL history... Lawrence was the only rookie in franchise history to throw for 300-plus yards and at least three TDs in a single game, and became the ninth player in NFL history to throw for 300-plus yards and three TDs in their first career start

## COLLEGE

- Started 36 of 40 games in three years at Clemson (2018-20)
- His career 34-2 record as a starter is the third-best winning percentage by a starting quarterback with at least 30 career starts since Division I split in 1978
- Completed 758-of-1138 career passes (66.6 percent) for 10,098 yards with 90 touchdowns
- Became the first quarterback in Atlantic Coast Conference history to win three ACC Championship games and was only the sixth quarterback in ACC history to record at least 10,000 career passing yards
- One of only 19 players in Clemson history to be a three-time All-ACC Academic Team honoree
- Holds Clemson career records in career winning percentage (.944), pass efficiency rating (164.3), yards per passing attempt (8.87) and tied for the most wins against Top 25 opponents (nine)
- 2018 ACC Rookie of the Year, ACC Offensive Rookie of the Year, Second-Team All-ACC, AP ACC Newcomer of the Year and All-ACC Academic selection
- 2019 First-team All-ACC selection and second straight All-ACC Academic selection
- 2020 voted ACC Player of the Year, ACC Offensive Player of the Year and First-Team All-ACC honoree

## PERSONAL

- He and his wife, Marissa, welcomed their daughter, Shae, in January of 2025
- Lawrence was the first No. 1 overall selection in Jaguars history
- One of 19 players in Clemson history to be a three-time All-ACC Academic Team honoree
- Started growing out his hair on a dare with three teammates during his freshman year of high school
- Has two dogs, Indi and Jones
- Favorite band is Queen

### TREVOR LAWRENCE'S NFL REGULAR SEASON PASSING STATISTICS

DATE	TEAM	GP	GS	ATT.	CMP.	PCT.	YDS	AVG.	TD	INT.	LG	SK	LST	RATE
2021	Jaguars	17	17	602	359	59.6	3,641	6.0	12	17	58	32	238	71.9
2022	Jaguars	17	17	584	387	66.3	4,113	7.0	25	8	59t	27	184	95.2
2023	Jaguars	16	16	564	370	65.6	4,016	7.1	21	14	65t	35	224	88.5
2024	Jaguars	10	10	284	172	60.6	2,045	7.2	11	7	85t	18	140	85.2
<b>TOTALS</b>		<b>60</b>	<b>60</b>	<b>2,034</b>	<b>1,288</b>	<b>63.3</b>	<b>13,815</b>	<b>6.8</b>	<b>69</b>	<b>46</b>	<b>85T</b>	<b>112</b>	<b>786</b>	<b>85.0</b>

### TREVOR LAWRENCE'S NFL POSTSEASON PASSING STATISTICS

DATE	TEAM	GP	GS	ATT.	CMP.	PCT.	YDS	AVG.	TD	INT.	LG	SK	LST	RATE
2022	Jaguars	2	2	86	52	60.5	505	5.9	5	5	39t	4	27	72.1
<b>TOTALS</b>		<b>2</b>	<b>2</b>	<b>86</b>	<b>52</b>	<b>60.5</b>	<b>505</b>	<b>5.9</b>	<b>5</b>	<b>5</b>	<b>39T</b>	<b>4</b>	<b>27</b>	<b>72.1</b>





### TREVOR LAWRENCE'S NFL REGULAR SEASON RUSHING STATISTICS

DATE	TEAM	NO.	YDS.	AVG.	LG	TD
2021	Jaguars	73	334	4.6	26	2
2022	Jaguars	62	291	4.7	24	5
2023	Jaguars	70	339	4.8	26	4
2024	Jaguars	26	119	4.6	33	3
<b>TOTALS</b>		<b>231</b>	<b>1,083</b>	<b>4.7</b>	<b>33</b>	<b>14</b>

### TREVOR LAWRENCE'S NFL POSTSEASON RUSHING STATISTICS

DATE	TEAM	NO.	YDS.	AVG.	LG	TD
2022	Jaguars	4	34	8.5	12	0
<b>TOTALS</b>		<b>4</b>	<b>34</b>	<b>8.5</b>	<b>12</b>	<b>0</b>

### TREVOR LAWRENCE'S NFL REGULAR SEASON PASSING/RUSHING STATISTICS

DATE	TEAM	GP	GS	PASSING											RUSHING				
				ATT.	CMP.	PCT.	YDS	AVG.	TD	INT.	LG	SK	LST	RATE	NO.	YDS.	AVG.	LG	TD
2021	Jaguars	17	17	602	359	59.6	3,641	6.0	12	17	58	32	238	71.9	73	334	4.6	26	2
2022	Jaguars	17	17	584	387	66.3	4,113	7.0	25	8	59t	27	184	95.2	62	291	4.7	24	5
2023	Jaguars	16	16	564	370	65.6	4,016	7.1	21	14	65t	35	224	88.5	70	339	4.8	26	4
2024	Jaguars	10	10	284	172	60.6	2,045	7.2	11	7	85t	18	140	85.2	26	119	4.6	33	3
<b>TOTALS</b>		<b>60</b>	<b>60</b>	<b>2,034</b>	<b>1,288</b>	<b>63.3</b>	<b>13,815</b>	<b>6.8</b>	<b>69</b>	<b>46</b>	<b>85T</b>	<b>112</b>	<b>786</b>	<b>85.0</b>	<b>231</b>	<b>1,083</b>	<b>4.7</b>	<b>33</b>	<b>14</b>

### TREVOR LAWRENCE'S NFL POSTSEASON PASSING/RUSHING STATISTICS

DATE	TEAM	GP	GS	PASSING											RUSHING				
				ATT.	CMP.	PCT.	YDS	AVG.	TD	INT.	LG	SK	LST	RATE	NO.	YDS.	AVG.	LG	TD
2022	Jaguars	2	2	86	52	60.5	505	5.9	5	5	39t	4	27	72.1	4	34	8.5	12	0
<b>TOTALS</b>		<b>2</b>	<b>2</b>	<b>86</b>	<b>52</b>	<b>60.5</b>	<b>505</b>	<b>5.9</b>	<b>5</b>	<b>5</b>	<b>39T</b>	<b>4</b>	<b>27</b>	<b>72.1</b>	<b>4</b>	<b>34</b>	<b>8.5</b>	<b>12</b>	<b>0</b>

### SINGLE-GAME HIGHS: QUARTERBACK

<b>Pass Attempts</b>	54 at Seattle Seahawks, Oct 31, 2021 51 at Houston Texans, Sep 12, 2021	<b>Passer Rating</b>	129.8 vs. Baltimore Ravens, Nov 27, 2022 125.4 vs. Cincinnati Bengals, Dec 04, 2023
<b>Pass Completions</b>	32 at Seattle Seahawks, Oct 31, 2021 30 at Tennessee Titans, Dec 11, 2022	<b>Rush Attempts</b>	10 vs. Indianapolis Colts, Jan 09, 2022 8 at New Orleans Saints, Oct 19, 2023 ...2 more at 8.
<b>Yards Passing</b>	371 vs. Indianapolis Colts, Oct 06, 2024 368 at Tennessee Titans, Dec 11, 2022	<b>Rushing Yards</b>	59 at New Orleans Saints, Oct 19, 2023 53 vs. Las Vegas Raiders, Nov 06, 2022
<b>TD Passes</b>	4 vs. Dallas Cowboys, Dec 18, 2022 3 at Cleveland Browns, Dec 10, 2023 ...4 more at 3.	<b>Rushing Average</b>	7.4 at New Orleans Saints, Oct 19, 2023 7.3 at New York Jets, Dec 22, 2022
<b>Long Passes</b>	85t vs. Indianapolis Colts, Oct 06, 2024 66 vs. Cleveland Browns, Sep 15, 2024	<b>Longest Runs</b>	33 vs. Cleveland Browns, Sep 15, 2024 26 at New Orleans Saints, Oct 19, 2023 ...1 more at 26.
<b>Completion Percentage</b>	90.9 at Indianapolis Colts, Oct 16, 2022 83.3 vs. Indianapolis Colts, Sep 18, 2022	<b>Rushing TDs</b>	2 at Philadelphia Eagles, Nov 03, 2024 2 vs. Tennessee Titans, Nov 19, 2023 ...1 more at 2.

### SINGLE-GAME HIGHS - POSTSEASON: QUARTERBACK

<b>Pass Attempts</b>	47 vs. Los Angeles Chargers, Jan 14, 2023 39 at Kansas City Chiefs, Jan 21, 2023	<b>Completion Percentage</b>	61.5 at Kansas City Chiefs, Jan 21, 2023 59.6 vs. Los Angeles Chargers, Jan 14, 2023
<b>Pass Completions</b>	28 vs. Los Angeles Chargers, Jan 14, 2023 24 at Kansas City Chiefs, Jan 21, 2023	<b>Passer Rating</b>	74.4 at Kansas City Chiefs, Jan 21, 2023 70.2 vs. Los Angeles Chargers, Jan 14, 2023
<b>Yards Passing</b>	288 vs. Los Angeles Chargers, Jan 14, 2023 217 at Kansas City Chiefs, Jan 21, 2023	<b>Rush Attempts</b>	3 at Kansas City Chiefs, Jan 21, 2023 1 vs. Los Angeles Chargers, Jan 14, 2023
<b>TD Passes</b>	4 vs. Los Angeles Chargers, Jan 14, 2023 1 at Kansas City Chiefs, Jan 21, 2023	<b>Rushing Yards</b>	26 at Kansas City Chiefs, Jan 21, 2023 8 vs. Los Angeles Chargers, Jan 14, 2023
<b>Long Passes</b>	39t vs. Los Angeles Chargers, Jan 14, 2023 37 at Kansas City Chiefs, Jan 21, 2023	<b>Longest Runs</b>	12 at Kansas City Chiefs, Jan 21, 2023 11 at Kansas City Chiefs, Jan 21, 2023



### 300-YARD PASSING GAMES (10): REGULAR SEASON

DATE	TEAM	NO.	YDS.	AVG.	LG	TD
09/12/21	at Texans	28	332	11.9	41t	3
10/17/21	DOLPHINS	25	319	12.8	29	1
10/23/22	GIANTS	22	310	14.1	34	0
11/27/22	RAVENS	29	321	11.1	29	3
12/11/22	at Titans	30	368	12.3	25	3
12/18/22	COWBOYS	27	318	11.8	59t	4
10/08/23	at Bills	25	315	12.6	32	1
11/26/23	at Texans	23	364	15.8	57	1
10/06/24	COLTS	28	371	13.3	85t	2
10/27/24	PACKERS	21	308	14.7	33	2

### 2024 GAME-BY-GAME REGULAR-SEASON STATISTICS (JAGUARS)

DATE	OPPONENT	P/S	PASSING											RUSHING					SCORE
			ATT	CMP	YDS	PCT	Y/A	Y/C	TD	INT	LG	SK/YD	RATE	ATT	YDS	LG	TD	W/L	
09/08	at Dolphins	S	21	12	162	57.1	7.7	13.5	1	0	30	3/23	97.7	1	8	8	0	L	17-20
09/15	Browns	S	30	14	220	46.7	7.3	15.7	0	0	66	4/24	71.5	2	45	33	0	L	13-18
09/23	at Bills	S	38	21	178	55.3	4.7	8.5	1	1	24	4/36	65.5	2	3	2	0	L	10-47
09/29	at Texans	S	33	18	169	54.5	5.1	9.4	2	0	32	1/14	89.1	3	5	6	0	L	20-24
10/06	Colts	S	34	28	371	82.4	10.9	13.3	2	1	85t	0/0	119.5	2	4	2	0	W	37-34
10/13	at Bears	S	35	23	234	65.7	6.7	10.2	2	1	24	3/20	91.8	4	17	10	0	L	16-35
10/20	Patriots	S	20	15	193	75.0	9.7	12.9	1	0	58	0/0	121.5	2	13	11	0	W	32-16
10/27	Packers	S	32	21	308	65.6	9.6	14.7	2	1	33	1/9	104.7	4	10	6t	1	L	27-30
11/03	at Eagles	S	31	16	169	51.6	5.5	10.6	0	2	24	2/14	40.9	5	8	4t	2	L	23-28
11/10	Vikings								ON INACTIVE LIST									L	7-12
11/17	at Lions								ON INACTIVE LIST									L	6-52
12/01	Texans	S	10	4	41	40.0	4.1	10.3	0	1	30	0/0	12.9	1	6	6	0	L	20-23
12/08	at Titans								INJURED RESERVE									W	10-6
12/15	Jets								INJURED RESERVE									L	25-32
12/22	at Raiders								INJURED RESERVE									L	14-19
12/29	Titans								INJURED RESERVE									W	20-13
01/05	at Colts								INJURED RESERVE									L	23-26+
<b>2024 TOTALS</b>			<b>10-10</b>	<b>284</b>	<b>172</b>	<b>2,045</b>	<b>60.6</b>	<b>7.2</b>	<b>11.9</b>	<b>11</b>	<b>7</b>	<b>85T</b>	<b>18/140</b>	<b>85.2</b>	<b>26</b>	<b>119</b>	<b>33</b>	<b>3</b>	<b>4-13</b>

+ - Overtime





## RICKY LEE | 66

**POSITION:** OFFENSIVE LINEMAN  
**HT:** 6-6 | **WT:** 305 | **DOB:** 11-16-1999  
**COLLEGE:** NORTH CAROLINA A&T  
**HOMETOWN:** JACKSONVILLE, FLA.  
**ACQ:** FA-'25  
**EXP:** 2nd YEAR



### KEY TRANSACTIONS

- Originally signed with Carolina as an undrafted free agent on 5/12/23
- Released by Carolina on 8/27/24
- Signed to Minnesota's practice squad on 8/29/24
- Released by the Vikings on 9/17/24
- Signed to Cleveland's practice squad on 9/25/24
- Released by the Browns on 10/8/24
- Signed to the Giants' practice squad on 12/23/24

### PRO

#### 2024 (Vikings/Browns/Giants)

- Spent time on the Vikings, Browns and Giants practice squads

#### 2023 (Panthers)

- Played in six games, primarily on special teams
- **9/18 vs. NO:** Made his NFL debut

### COLLEGE

- Played two seasons at North Carolina A&T State University (2021-22) after transferring from North Carolina Central University (2018-19)
- Started all 45 games he appeared in during his collegiate career
- Earned Second-Team All-Big South Conference honors in 2022 after being part of an offensive line that gave up the fewest sacks in the league

### PERSONAL

- A Jacksonville native, attended Riverside High School where he was a First-Team All-District selection as a senior in 2017
- Also lettered in basketball at Riverside

### RICKY LEE'S NFL REGULAR SEASON STATISTICS

DATE	TEAM	GP	GS	
2023	Panthers	6	0	
2024	Vikings	0	0	
2024	Browns	0	0	Went from <b>Minnesota</b> to <b>Cleveland</b> .
2024	Giants	0	0	Went from <b>Cleveland</b> to <b>N.Y. Giants</b> .
2024	TOTAL	0	0	
NFL TOTALS		6	0	



**2024 GAME-BY-GAME REGULAR-SEASON STATISTICS (VIKINGS/BROWNS/GIANTS)**

DATE	OPPONENT	P/S		W/L	SCORE
09/08	at Giants		PRACTICE SQUAD	W	28-6
09/15	49ers		PRACTICE SQUAD	W	23-17
09/22	Texans		NOT ON ROSTER	W	34-7
			Went from <b>Vikings</b> to <b>Browns</b> .		
09/29	at Raiders		PRACTICE SQUAD	L	16-20
10/06	at Commanders		PRACTICE SQUAD	L	13-34
10/20	Bengals		NOT ON ROSTER	L	14-21
10/27	Ravens		NOT ON ROSTER	W	29-24
11/03	Chargers		NOT ON ROSTER	L	10-27
11/17	at Saints		NOT ON ROSTER	L	14-35
11/21	Steelers		NOT ON ROSTER	W	24-19
12/02	at Broncos		NOT ON ROSTER	L	32-41
12/08	at Steelers		NOT ON ROSTER	L	14-27
12/15	Chiefs		NOT ON ROSTER	L	7-21
12/22	at Bengals		NOT ON ROSTER	L	6-24
			Went from <b>Browns</b> to <b>Giants</b> .		
12/29	Colts		PRACTICE SQUAD	W	45-33
01/05	at Eagles		PRACTICE SQUAD	L	13-20
<b>2024 TOTALS</b>		<b>0-0</b>		<b>6-10</b>	







## JOURDAN LEWIS | 2

POSITION: CORNERBACK

HT: 5-10 | WT: 190 | DOB: 8-31-1995

COLLEGE: MICHIGAN

HOMETOWN: DETROIT, MICH.

ACQ: UFA (DAL)-'25

EXP:

 @JourdanJD

 @jourdanjd\_

### KEY TRANSACTIONS

- Originally drafted by Dallas in the third round (92nd overall) of the 2017 NFL Draft
- Re-signed with Dallas on 3/18/21
- Re-signed with Dallas on 3/14/24
- Signed with Jacksonville on 3/13/25

### PRO

#### 2024 (Cowboys)

- Started 13 of 16 games played and totaled a career-high 78 tackles (41 solo), eight passes defended, two tackles for loss, one interception, 1.0 sack, one forced fumble and one fumble recovery
- **12/22 vs. T.B.:** Posted a career-high-tying eight tackles, a season-high two passes defended and an interception
- **11/24 at WAS:** Forced a fumble to go with seven tackles, a quarterback pressure and a pass defended

#### 2023 (Cowboys)

- Played 16 games (eight starts) and tallied 53 tackles (35 solo), five pass breakups, three forced fumbles, two fumble recoveries, two tackles for loss and an interception at nickel cornerback, earning the team's Ed Block Courage Award for returning from a foot injury suffered in 2022... Started one postseason contest
- **12/30 vs. DET:** Made his 50th career start and registered a season-high tying six stops, a season-high tying two pass breakups and an interception
- **10/8 at S.F.:** Notched two tackles, a pass breakup and a forced fumble that he recovered in the red zone, his first forced fumble and fumble recovery since 2021

#### 2022 (Cowboys)

- Started four of six games played, recording 27 tackles (21 solo), a sack, one breakup and an interception before a foot injury ended his season
- **10/23 vs. DET:** Totaled four tackles and an interception
- **10/9 at LAR:** Collected four tackles and a sack, giving him 8.5 sacks in his career to rank fourth by a defensive back in Cowboys history

#### 2021 (Cowboys)

- Started 13-of-16 games played and ranked sixth on the team with 59 tackles while catching a career-best three interceptions, tying his career-high with 11 breakups and adding 1.5 sacks and a tackle for loss... Appeared in one playoff game
- **12/19 at NYG:** Posted a career-high four passes defended and an interception, his third of the season
- **9/9 at T.B.:** Produced two tackles, an interception returned for a career-long 66 yards and a fumble recovery

#### 2020 (Cowboys)

- Appeared in 15 games (13 starts)... Finished fifth on the defense with a then-career-high 60 tackles while tying for second with five tackles for loss and adding 2.0 sacks, two breakups and a fumble recovery
- **12/27 vs. PHI:** Produced a sack for the second consecutive week, along with five solo tackles
- **12/23 at CIN:** Registered a career-high-tying eight tackles and a fumble recovery
- **9/27 at SEA:** Posted a career-high two tackles for loss along with one stop

#### 2019 (Cowboys)

- Started five of 16 games played... Tied for the team lead with two interceptions while posting the most sacks (4.0) by a Cowboys cornerback in franchise history to go with 48 tackles (38 solo), six breakups and a fumble recovery he returned 63 yards for his first career touchdown
- **12/15 vs. LAR:** Notched five tackles, a pass defended and his fourth sack of the season
- **11/28 vs. BUF:** Registered his first career multi-sack game (2.0), the first by a Cowboys defensive back since 2008
- **11/4 at NYG:** Returned a fumble 63 yards for his first career score

#### 2018 (Cowboys)

- Played in 15 games with one start and tallied 16 tackles, two fumble recoveries, one interception and one pass defended... Played in two



postseason contests

- **12/23 vs. T.B.:** Logged a career-high-tying eight tackles in the win to clinch the NFC East
- **11/29 vs. N.O.:** Preserved the win with an interception on the Saints' final possession
- **10/14 vs. JAX:** Recovered a fumble for the second consecutive game

## 2017 (Cowboys)

- Started seven of the 15 games he played in as a rookie and posted 50 tackles to go with two stops for losses, a team-high tying 11 pass breakups and an interception
- **9/25 at ARI:** Made his first career start and posted six tackles, one tackle for loss and a pass defended
- **9/17 at DEN:** Caught an interception in his NFL debut, along with three tackles and one pass defended

## COLLEGE

- Played collegiately at Michigan (2013-16)
- Finished his senior year as First-Team All-America and First-Team All-Big Ten and a finalist for the Jim Thorpe Award, starting 10 games and recording 25 tackles, 3.5 tackles for loss, 13 pass breakups and two interceptions
- As a junior, started all 13 games at cornerback and registered 52 tackles, 3.5 tackles for loss, a single-season school-record 22 pass breakups, two interceptions and a sack
- Appeared in 12 games with seven starts as a sophomore and recorded 39 tackles, two interceptions and 1.5 tackles for loss
- Played in 13 games as a freshman and contributed on special teams, tallying 17 tackles and two pass breakups

## PERSONAL

- Earned a degree in sociology at Michigan
- Attended Cass Technical High School in Detroit, Mich., where he helped lead his team to back-to-back Michigan Division 1 state titles as a junior and senior
- Selected to the U.S. Army All-American game after he tallied 751 receiving yards and six scores, along with 742 return yards with three touchdowns on special teams as a senior
- He and his wife, Arielle, were married in September 2020

### JOURDAN LEWIS' NFL REGULAR SEASON DEFENSIVE STATISTICS

DATE	TEAM	GP	GS	TK	S	TACKLES						QBH	INTERCEPTIONS					O. FUMB					ST					MISC	
						A	TFL	YDS	SK	YDS	NO		YDS	LG	TD	PD	FF	FR	TD	YDS	TK	S	A	FF	FR	S	A		
2017	Cowboys	15	7	50	42	8	2	5	0.0	0.0	0	1	25	25	0	11	0	0	0	0	1	1	0	0	0	0	0	0	
2018	Cowboys	15	1	16	13	3	0	0	0.0	0.0	1	1	7	7	0	1	0	2	0	14	0	0	0	0	0	0	0		
2019	Cowboys	16	5	48	38	10	0	0	4.0	33.0	0	2	20	20	0	6	0	1	1	63	2	2	0	0	0	0	0		
2020	Cowboys	15	13	60	49	11	5	8	2.0	9.0	0	0	0	0	0	2	0	1	0	0	0	0	0	0	0	0	0		
2021	Cowboys	16	13	59	52	7	1	3	1.5	4.0	2	3	88	66	0	11	1	2	0	10	0	0	0	0	0	0	0		
2022	Cowboys	6	4	27	21	6	0	0	1.0	0.0	0	1	0	0	0	1	0	0	0	0	0	0	0	0	0	0	0		
2023	Cowboys	16	8	53	35	18	2	4	0.0	0.0	0	1	0	0	0	5	3	2	0	0	0	0	0	0	0	0	0		
2024	Cowboys	16	13	78	41	37	2	3	1.0	10.0	3	1	0	0	0	8	1	1	0	0	0	0	0	0	0	0	0		
NFL TOTALS		115	64	391	291	100	12	23	9.5	56.0	6	10	140	66	0	45	5	9	1	87	3	3	0	0	0	0	0		

### JOURDAN LEWIS' NFL POSTSEASON DEFENSIVE STATISTICS

DATE	TEAM	GP	GS	TK	S	A	TACKLES				QBH	INTERCEPTIONS					O. FUMB				ST					MISC	
							TFL	YDS	SK	YDS		NO	YDS	LG	TD	PD	FF	FR	TD	YDS	TK	S	A	FF	FR	S	A
2018	Cowboys	2	0	2	2	0	0	0	0.0	0.0	0	0	0	0	0	0	0	0	0	0	0	0	0	0	0	0	0
2021	Cowboys	1	0	1	1	0	0	0	0.0	0.0	0	0	0	0	0	0	0	0	0	0	0	0	0	0	0	0	0
2022	Cowboys	0	0	0	0	0	0	0	0.0	0.0	0	0	0	0	0	0	0	0	0	0	0	0	0	0	0	0	0
2023	Cowboys	1	1	0	0	0	0	0	0.0	0.0	0	0	0	0	0	0	0	0	0	0	0	0	0	0	0	0	0
NFL TOTALS		4	1	3	3	0	0	0	0.0	0.0	0	0	0	0	0	0	0	0	0	0	0	0	0	0	0	0	0



### SINGLE-GAME HIGHS: DEFENSIVE

<b>Total Tackles</b>	8 vs. Tampa Bay Buccaneers, Dec 22, 2024 8 at Cincinnati Bengals, Dec 13, 2020 ...2 more at 8.	<b>Tackles For Loss</b>	2 at Seattle Seahawks, Sep 27, 2020 1 vs. New York Giants, Nov 28, 2024 ...9 more at 1.
<b>Solo Tackles</b>	7 at New York Giants, Sep 26, 2022 7 vs. New York Giants, Oct 11, 2020 ...1 more at 7.	<b>Interceptions</b>	1 vs. Tampa Bay Buccaneers, Dec 22, 2024 1 vs. Detroit Lions, Dec 30, 2023 ...8 more at 1.
<b>Sacks</b>	2.0 vs. Buffalo Bills, Nov 28, 2019 1.0 at Carolina Panthers, Dec 15, 2024 ...6 more at 1.0.	<b>Interception Return Yards</b>	66 at Tampa Bay Buccaneers, Sep 09, 2021 25 at Denver Broncos, Sep 17, 2017
<b>Passes Defensed</b>	4 at New York Giants, Dec 19, 2021 3 vs. Atlanta Falcons, Nov 14, 2021 ...2 more at 3.	<b>Special Teams Tackles</b>	1 at New York Jets, Oct 13, 2019 1 vs. Green Bay Packers, Oct 06, 2019 ...1 more at 1.
<b>Forced Fumbles</b>	1 at Washington Commanders, Nov 24, 2024 1 at Washington Commanders, Jan 07, 2024 ...3 more at 1.	<b>Longest Opp Fumble Return</b>	63 at New York Giants, Nov 04, 2019 14 at Houston Texans, Oct 07, 2018
<b>Fumble Recoveries</b>	1 at Pittsburgh Steelers, Oct 06, 2024 1 at Washington Commanders, Jan 07, 2024 ...7 more at 1.		

### SINGLE-GAME HIGHS - POSTSEASON: DEFENSIVE

<b>Total Tackles</b>	2 at Los Angeles Rams, Jan 12, 2019 1 vs. San Francisco 49ers, Jan 16, 2022	<b>Solo Tackles</b>	2 at Los Angeles Rams, Jan 12, 2019 1 vs. San Francisco 49ers, Jan 16, 2022
----------------------	--	---------------------	--

### 2024 GAME-BY-GAME REGULAR-SEASON STATISTICS (COWBOYS)

			TACKLES								INTERCEPTIONS					O. FUMB				ST				MISC				
DATE	OPPONENT	P/S	TK	S	A	SK	YDS	TFL	YDS	QBH	NO	YDS	LG	TD	PD	FF	FR	TD	YDS	TK	S	A	FF	FR	S	A	W/L	SCORE
09/08	at Browns	S	6	3	3	0.0	0.0	0	0	0	0	0	0	0	0	0	0	0	0	0	0	0	0	0	0	0	W	33-17
09/15	Saints	P	2	2	0	0.0	0.0	0	0	0	0	0	0	0	1	0	0	0	0	0	0	0	0	0	0	0	L	19-44
09/22	Ravens	S	2	0	2	0.0	0.0	0	0	0	0	0	0	0	0	0	0	0	0	0	0	0	0	0	0	0	L	25-28
09/26	at Giants	P	6	5	1	0.0	0.0	0	0	0	0	0	0	0	1	0	0	0	0	0	0	0	0	0	0	0	W	20-15
10/06	at Steelers	S	1	1	0	0.0	0.0	0	0	0	0	0	0	0	1	0	1	0	0	0	0	0	0	0	0	0	W	20-17
10/13	Lions	P	4	1	3	0.0	0.0	0	0	0	0	0	0	0	0	0	0	0	0	0	0	0	0	0	0	0	L	9-47
10/27	at 49ers	S	6	4	2	0.0	0.0	0	0	0	0	0	0	0	0	0	0	0	0	0	0	0	0	0	0	0	L	24-30
11/03	at Falcons	S	6	5	1	0.0	0.0	1	1	0	0	0	0	0	0	0	0	0	0	0	0	0	0	0	0	0	L	21-27
11/10	Eagles	S	6	2	4	0.0	0.0	0	0	0	0	0	0	0	0	0	0	0	0	0	0	0	0	0	0	0	L	6-34
11/18	Texans		GAME INACTIVE/INJURY																							L	10-34	
11/24	at Commanders	S	7	3	4	0.0	0.0	0	0	1	0	0	0	0	1	1	0	0	0	0	0	0	0	0	0	0	W	34-26
11/28	Giants	S	3	1	2	0.0	0.0	1	2	0	0	0	0	0	0	0	0	0	0	0	0	0	0	0	0	0	W	27-20
12/09	Bengals	S	7	4	3	0.0	0.0	0	0	0	0	0	0	0	0	0	0	0	0	0	0	0	0	0	0	0	L	20-27
12/15	at Panthers	S	2	1	1	1.0	10.0	0	0	0	0	0	0	0	1	0	0	0	0	0	0	0	0	0	0	0	W	30-14
12/22	Buccaneers	S	8	3	5	0.0	0.0	0	0	1	1	0	0	0	2	0	0	0	0	0	0	0	0	0	0	0	W	26-24
12/29	at Eagles	S	5	2	3	0.0	0.0	0	0	0	0	0	0	0	0	0	0	0	0	0	0	0	0	0	0	0	L	7-41
01/05	Commanders	S	7	4	3	0.0	0.0	0	0	1	0	0	0	0	1	0	0	0	0	0	0	0	0	0	0	0	L	19-23
2024 TOTALS		16-13	78	41	37	1.0	10.0	2	3	3	1	0	0	0	8	1	1	0	0	0	0	0	0	0	0	0	7-10	





CAM LITTLE | 39

POSITION: KICKER

HT: 6-1 | WT: 172 | DOB: 8-17-2003

COLLEGE: ARKANSAS

HOMETOWN: MOORE, OKLA.

ACQ: D6-'24

EXP: 2nd YEAR

 @camerongliddle

 camerongliddle



KEY TRANSACTIONS

- Originally drafted by Jacksonville in the sixth round (212th overall) in the 2024 draft

PRO

2024 (Jaguars)

- Named to the Pro Football Writers of America and Pro Football Focus All-Rookie Teams
- Appeared in all 17 games as a rookie... Made 27-of-29 field goals and 27-of-27 extra points... Set the rookie franchise record with 27 made field goals... His 93.1 field goal percentage was the third highest in franchise history (min. 20 attempts)... Set the rookie franchise record for points scored (108), passing RB Fred Taylor (102)
- 1/5 at IND:** Made three-of-three field goal attempts, including two from 53 yards... His two made field goals from 50-plus yards increased his season total to five, the most field goals made of 50-plus yards by a rookie in franchise history and tied for the second most in single-season franchise history
- 12/15 vs. NYJ:** Made a career-high four field goals on four attempts... Became one of two rookie kickers to make four attempts in a single game in 2024 (Joshua Karty, LAR)
- 11/17 at DET:** Made two-of-two field goal attempts, including one from 59 yards, tied for the longest field goal in franchise history... Improved to three-for-three on field goals from 50-plus yards... His streak of 13 consecutive field goals made was the longest streak of field goals made by a rookie in franchise history
- 9/8 at MIA:** Made his only field goal attempt of the day from 53 yards... Became the only rookie in Jaguars history to make a 50-plus yard field goal in his NFL debut

COLLEGE

- Named 2023 First-Team All-SEC, 2022 Fall SEC Academic Honor Roll, 2021 Freshman All-American (PFF, FWAA, The Athletic), 2021 SEC All-Freshman Team (Coaches) and 2021 First-Year SEC Academic Honor Roll
- Converted 53 field goals on 64 attempts (82.8 percent) and 100 percent of his extra point attempts (129) at Arkansas... His 82.8 field goal percentage ranked first in school history
- Converted seven 50-plus-yard field goals, the second most in school history

PERSONAL

- Son of Ronda and Todd Little
- Rated as a five-star kicker and punter in 2020
- Often volunteers in support of the Down Syndrome community
- Attended 2025 Jaguars on the Prowl, the team's annual player tour to the UK, alongside LB Foyesade Oluokun and WR Louis Rees-Zammit

CAM LITTLE'S NFL REGULAR SEASON KICKING STATISTICS											
DATE	TEAM	GP	FGM	FGA	PCT.	LG	XP	XPA	PCT.	BLK	PTS
2024	Jaguars	17	27	29	93.1	59	27	27	100.0	0	108
NFL TOTALS		17	27	29	93.1	59	27	27	100.0	0	108

CAM LITTLE'S NFL REGULAR SEASON FIELD-GOAL ACCURACY STATISTICS											
DATE	TEAM	1-19	PCT.	20-29	PCT.	30-39	PCT.	40-49	PCT.	50+	PCT.
2024	Jaguars	0-0	0.0	8-8	100.0	6-6	100.0	8-9	88.9	5-6	83.3
NFL TOTALS		0-0	0.0	8-8	100.0	6-6	100.0	8-9	88.9	5-6	83.3





# SINGLE-GAME HIGHS: KICKER

<b>Field Goals Made</b>	4 vs. New York Jets, Dec 15, 2024 3 at Indianapolis Colts, Jan 05, 2025 ...1 more at 3.	<b>PAT Attempts</b>	4 vs. Indianapolis Colts, Oct 06, 2024 3 vs. Green Bay Packers, Oct 27, 2024 ...1 more at 3.
<b>Field Goal Attempts</b>	4 vs. New York Jets, Dec 15, 2024 3 at Indianapolis Colts, Jan 05, 2025 ...3 more at 3.	<b>Points</b>	13 vs. New York Jets, Dec 15, 2024 13 vs. Indianapolis Colts, Oct 06, 2024
<b>Longest Field Goals Made</b>	59 at Detroit Lions, Nov 17, 2024 53 at Miami Dolphins, Sep 08, 2024	<b>Kickoff Average</b>	65.0 at Indianapolis Colts, Jan 05, 2025 65.0 vs. New York Jets, Dec 15, 2024 ...4 more at 65.0.
<b>Longest Field Goal Attempts</b>	59 at Detroit Lions, Nov 17, 2024 55 vs. Houston Texans, Dec 01, 2024	<b>Field Goal Percentage</b>	100.0 vs. New York Jets, Dec 15, 2024
<b>PATs Made</b>	4 vs. Indianapolis Colts, Oct 06, 2024 3 vs. Green Bay Packers, Oct 27, 2024 ...1 more at 3.	<b>Touchbacks</b>	7 at Indianapolis Colts, Jan 05, 2025 7 vs. Indianapolis Colts, Oct 06, 2024

## 2024 GAME-BY-GAME REGULAR-SEASON STATISTICS (JAGUARS)

		FIELD GOALS					EXTRA POINTS						
DATE	OPPONENT		FGM	FGA	PCT	LG	XP	XPA	PCT	BLK	PTS	W/L	SCORE
09/08	at Dolphins	P	1	1	100.0	53	2	2	100.0	0	5	L	17-20
09/15	Browns	P	2	3	66.7	25	1	1	100.0	0	7	L	13-18
09/23	at Bills	P	1	1	100.0	41	1	1	100.0	0	4	L	10-47
09/29	at Texans	P	2	2	100.0	52	2	2	100.0	0	8	L	20-24
10/06	Colts	P	3	3	100.0	49	4	4	100.0	0	13	W	37-34
10/13	at Bears	P	1	1	100.0	30	1	1	100.0	0	4	L	16-35
10/20	Patriots	P	1	1	100.0	21	3	3	100.0	0	6	W	32-16
10/27	Packers	P	2	2	100.0	47	3	3	100.0	0	9	L	27-30
11/03	at Eagles	P	0	0	0.0	0	1	1	100.0	0	1	L	23-28
11/10	Vikings	P	0	0	0.0	0	1	1	100.0	0	1	L	7-12
11/17	at Lions	P	2	2	100.0	59	0	0	0.0	0	6	L	6-52
12/01	Texans	P	2	3	66.7	33	0	0	0.0	0	6	L	20-23
12/08	at Titans	P	1	1	100.0	23	1	1	100.0	0	4	W	10-6
12/15	Jets	P	4	4	100.0	43	1	1	100.0	0	13	L	25-32
12/22	at Raiders	P	0	0	0.0	0	2	2	100.0	0	2	L	14-19
12/29	Titans	P	2	2	100.0	48	2	2	100.0	0	8	W	20-13
01/05	at Colts	P	3	3	100.0	53	2	2	100.0	0	11	L	23-26+
<b>2024 TOTALS</b>			<b>17</b>	<b>27</b>	<b>29</b>	<b>93.1</b>	<b>59</b>	<b>27</b>	<b>27</b>	<b>100.0</b>	<b>0</b>	<b>108</b>	<b>4-13</b>

+ - Overtime





## WALKER LITTLE | 72

**POSITION:** OFFENSIVE LINEMAN  
**HT:** 6-7 | **WT:** 325 | **DOB:** 4-1-1999  
**COLLEGE:** STANFORD  
**HOMETOWN:** HOUSTON, TEXAS  
**ACQ:** D2-'21  
**EXP:** 5th YEAR

 @walkerlittle45  
 @walker\_little

### KEY TRANSACTIONS

- Originally drafted by Jacksonville in the second round (45th overall) in the 2021 draft
- Signed a contract extension with Jacksonville on 12/1/24

### PRO

#### 2024 (Jaguars)

- Played in 15 games and made eight starts at left tackle
- 12/15 vs. NYJ:** Started at left tackle and played 83-of-84 offensive snaps
- 12/8 at TEN:** Started at left tackle and played all 59 offensive snaps
- 12/1 vs. HOU:** Started at left tackle and played all 70 offensive snaps... Part of an offensive line that allowed zero sacks

#### 2023 (Jaguars)

- Saw action in 14 games with 11 starts... Seven starts were at left tackle and four at left guard
- 11/26 at HOU:** Started at left guard and played all 76 offensive snaps... Switched to left tackle in the first quarter due to an injury on the offensive line... Saw action on special teams
- 9/24 vs. HOU:** Started at left tackle and played all 73 offensive snaps and five special teams snaps
- 9/10 at IND:** Started at left tackle and played all 70 offensive snaps and five special teams snaps

#### 2022 (Jaguars)

- Saw action in all 17 regular-season games with three starts and started both postseason games
- 1/14 vs. LAC:** Started at left tackle and played all 74 offensive snaps and three special teams snaps
- 12/22 at NYJ:** Started at left tackle and played all 72 offensive snaps and six special teams snaps

#### 2021 (Jaguars)

- Appeared in nine games with three starts as a rookie
- 1/9 vs. IND:** Started at left tackle and played all 68 offensive snaps
- 11/7 vs. BUF:** Started at left tackle for the first time in his career and played all 61 offensive snaps
- 10/17 vs. MIA:** Saw action on RB James Robinson's one-yard touchdown run in the second quarter... Helped Robinson score a rushing TD in his fourth straight game

### COLLEGE

- Started 13 games in 2018 at Stanford and earned All-Pac 12 First-Team honors as a sophomore in 2018 prior to missing the 2019 season (knee injury)
- Opted out of the 2020 season due to COVID-19
- Voted Pac-12 Freshman Co-Offensive Player of the year as well as All-Pac-12 honorable mention in 2017
- Helped QB Bryce Love set single-game school record with 301 rushing yards (vs. Arizona State) in his third career start
- Became Stanford's first true freshman to start at left tackle since 2000 (Kirk Chambers)

### PERSONAL

- Is one-quarter Jamaican from his maternal grandmother and has visited Jamaica throughout his high school and college years
- Led his high school (Episcopal) to a state title in 2014
- Grandfather, Gene Little, played football at Rice and professionally for the New York Giants
- Uncle, Jack Little, played football at Texas A&M and professionally for the Baltimore Colts

### WALKER LITTLE'S NFL REGULAR SEASON STATISTICS

DATE	TEAM	GP	GS
2021	Jaguars	9	3
2022	Jaguars	17	3
2023	Jaguars	14	11
2024	Jaguars	15	8
NFL TOTALS		55	25



# WALKER LITTLE'S NFL POSTSEASON STATISTICS

DATE	TEAM	GP	GS
2022	Jaguars	2	2
NFL TOTALS		2	2

## 2024 GAME-BY-GAME REGULAR-SEASON STATISTICS (JAGUARS)

DATE	OPPONENT	P/S		W/L	SCORE
09/08	at Dolphins	P		L	17-20
09/15	Browns	P		L	13-18
09/23	at Bills	P		L	10-47
09/29	at Texans	P		L	20-24
10/06	Colts	P		W	37-34
10/13	at Bears	P		L	16-35
10/20	Patriots	P		W	32-16
10/27	Packers	S		L	27-30
11/03	at Eagles	S		L	23-28
11/10	Vikings	S		L	7-12
11/17	at Lions	S		L	6-52
12/01	Texans	S		L	20-23
12/08	at Titans	S		W	10-6
12/15	Jets	S		L	25-32
12/22	at Raiders	S		L	14-19
12/29	Titans		ON INACTIVE LIST	W	20-13
01/05	at Colts		ON INACTIVE LIST	L	23-26+
2024 TOTALS		15-8		4-13	

+ - Overtime





## DEVIN LLOYD | O

POSITION: LINEBACKER

HT: 6-3 | WT: 235 | DOB: 9-30-1998

COLLEGE: UTAH

HOMETOWN: CHULA VISTA, CALIF.

ACQ: D1-'22

EXP: 4th YEAR

@DevinLloyd\_

@devinlloyd\_

### KEY TRANSACTIONS

- Originally drafted by Jacksonville in the first round (27th overall) in the 2022 draft

### PRO

#### 2024 (Jaguars)

- Started all 16 games in which he appeared... Amassed a team-high 113 tackles (61 solo), seven tackles for loss, five quarterback hits, four passes defended, 2.0 sacks, one interception and one forced fumble... Became the third player in franchise history with 100-plus tackles in each of their first three seasons (S Jonathan Cyprien and LB Telvin Smith)
- 12/29 vs. TEN:** Recorded six tackles (four solo), one pass defended and one interception... His interception marked his fourth of his career, and tied Hardy Nickerson for sixth in franchise history in interceptions among linebackers
- 11/10 vs. MIN:** Recorded a single-game career-high 16 tackles (nine solo)... Tied for sixth-most in the AFC in 2024 and tied for fifth-most in franchise history in single-game tackles
- 10/20 vs. N.E.:** Recorded 11 tackles (five solo), one tackle for loss, one quarterback hit and 1.0 sack... His sack was the first of his career
- 9/15 vs. CLE:** Recorded eight total tackles (five solo), two passes defended, one quarterback hit and one forced fumble... Notched his 16th-straight game with at least five tackles, the eighth-longest streak of games with five-plus tackles in Jaguars history

#### 2023 (Jaguars)

- Played in and started 15 games... Recorded 127 tackles (75 solo), seven passes defended, two tackles for loss, two fumble recoveries and one quarterback hit
- 11/26 at HOU:** Recorded eight total tackles (six solo) with one tackle for loss and one pass defended... Achieved 100 career solo tackles
- 11/12 vs. S.F.:** Recorded 10 total tackles (seven solo) and saw action on special teams... Tied for the third-most single-game tackles against the 49ers in team history
- 9/10 at IND:** Started at linebacker and recorded his third career fumble recovery in the season debut

#### 2022 (Jaguars)

- Started 15 out of 17 regular-season games and started both postseason games... In the regular season, he posted 115 tackles (59 solo), eight passes defended, three interceptions and two fumble recoveries... In the postseason, he posted 13 tackles (seven solo), two quarterback hits, one tackle for loss and one pass defended... Lloyd's three interceptions tied for the most interceptions by a linebacker in the 2022 season
- Voted the Defensive Rookie of the Month for September after posting 24 total tackles, six passes defended and two interceptions
- 10/2 at PHI:** Started at linebacker and recorded a career-high 14 tackles (four solo)
- 9/25 at LAC:** Posted an INT in his second consecutive game to lead all NFL rookies in INTs... Became the first rookie in franchise history to record two INTs in their first three career games... Recorded seven tackles (five solo) and three passes defended
- 9/18 vs. IND:** Recorded a team-high six tackles (three solo) and one pass defended... Posted his first career interception in his second career game
- 9/11 at WAS:** Started at linebacker and recorded a team-high 11 tackles (eight solo) in his NFL debut, the most by a player in his NFL debut since LB Devin Bush recorded 11 tackles in 2019

### COLLEGE

- Played in 47 career games as a Ute with 32 starts
- Voted 2021 Consensus All-America, the 10th such Ute in program history
- Finished his career with 43 tackles for loss, the fourth most in program history
- Tied for the second most tackles for loss in a season with 22 in 2021
- Finished the 2021 season as the only active Pac-12 player with three career interception return TDs
- One of six Utes all-time with three-plus career interception return TDs
- Posted three games in 2021 with a 90-plus grade by PFF, leading all linebackers nationally
- Collected 10 career All-America accolades, including eight First-Team honors in 2021
- Two-time Butkus Award Finalist (2020, 2021)

### PERSONAL

- In July 2024, participated in a mission trip to Zimbabwe
- Son of Joe Lloyd and Ronyta Johnson
- Both his mother and his father served in the military
- Communications major
- Born in Kansas City



### DEVIN LLOYD'S NFL REGULAR SEASON DEFENSIVE STATISTICS

			TACKLES								INTERCEPTIONS								O. FUMB				ST				MISC			
DATE	TEAM	GP	GS	TK	S	A	TFL	YDS	SK	YDS	QBH	NO	YDS	LG	TD	PD	FF	FR	TD	YDS	TK	S	A	FF	FR	S	A			
2022	Jaguars	17	15	115	59	56	0	0	0.0	0.0	2	3	42	19	0	8	0	2	0	28	0	0	0	0	0	0	0			
2023	Jaguars	15	15	127	75	52	2	3	0.0	0.0	1	0	0	0	0	7	0	2	0	13	0	0	0	0	0	0	0			
2024	Jaguars	16	16	113	61	52	7	26	2.0	13.0	5	1	3	3	0	4	1	0	0	0	0	0	0	0	0	0	0			
NFL TOTALS		48	46	355	195	160	9	29	2.0	13.0	8	4	45	19	0	19	1	4	0	41	0	0	0	0	0	0	0			

### DEVIN LLOYD'S NFL POSTSEASON DEFENSIVE STATISTICS

DATE	TEAM	GP	GS	TACKLES							INTERCEPTIONS							O. FUMB				ST				MISC	
				TK	S	A	TFL	YDS	SK	YDS	QBH	NO	YDS	LG	TD	PD	FF	FR	TD	YDS	TK	S	A	FF	FR	S	A
2022	Jaguars	2	2	13	7	6	1	0	0.0	0.0	2	0	0	0	0	1	0	0	0	0	0	0	0	0	0	0	0
NFL TOTALS		2	2	13	7	6	1	0	0.0	0.0	2	0	0	0	0	1	0	0	0	0	0	0	0	0	0	0	0

### SINGLE-GAME HIGHS: DEFENSIVE

<b>Total Tackles</b>	16 vs. Minnesota Vikings, Nov 10, 2024 14 at Philadelphia Eagles, Oct 02, 2022	<b>Fumble Recoveries</b>	1 at Cleveland Browns, Dec 10, 2023 1 at Indianapolis Colts, Sep 10, 2023 ...2 more at 1.
<b>Solo Tackles</b>	9 vs. Minnesota Vikings, Nov 10, 2024 8 vs. Baltimore Ravens, Dec 17, 2023 ...2 more at 8.	<b>Tackles For Loss</b>	2 at Indianapolis Colts, Jan 05, 2025 1 vs. Houston Texans, Dec 01, 2024 ...6 more at 1.
<b>Sacks</b>	1.0 vs. New England Patriots, Oct 20, 2024	<b>Interceptions</b>	1 vs. Tennessee Titans, Dec 29, 2024 1 at New York Jets, Dec 22, 2022 ...2 more at 1.
<b>Passes Defensed</b>	3 at Los Angeles Chargers, Sep 25, 2022 3 vs. Indianapolis Colts, Sep 18, 2022	<b>Interception Return Yards</b>	19 at New York Jets, Dec 22, 2022 13 vs. Indianapolis Colts, Sep 18, 2022
<b>Forced Fumbles</b>	1 vs. Cleveland Browns, Sep 15, 2024	<b>Longest Opp Fumble Return</b>	17 at Kansas City Chiefs, Nov 13, 2022 13 at Cleveland Browns, Dec 10, 2023

### SINGLE-GAME HIGHS - POSTSEASON: DEFENSIVE

<b>Total Tackles</b>	8 at Kansas City Chiefs, Jan 21, 2023 5 vs. Los Angeles Chargers, Jan 14, 2023	<b>Passes Defensed</b>	1 vs. Los Angeles Chargers, Jan 14, 2023
<b>Solo Tackles</b>	4 vs. Los Angeles Chargers, Jan 14, 2023 3 at Kansas City Chiefs, Jan 21, 2023	<b>Tackles For Loss</b>	1 vs. Los Angeles Chargers, Jan 14, 2023

### 2024 GAME-BY-GAME REGULAR-SEASON STATISTICS (JAGUARS)

			TACKLES								INTERCEPTIONS						O. FUMB				ST					MISC			
DATE	OPPONENT	P/S	TK	S	A	SK	YDS	TFL	YDS	QBH	NO	YDS	LG	TD	PD	FF	FR	TD	YDS	TK	S	A	FF	FR	S	A	W/L	SCORE	
09/08	at Dolphins	S	9	7	2	0.0	0.0	1	3	0	0	0	0	0	0	0	0	0	0	0	0	0	0	0	0	0	L	17-20	
09/15	Browns	S	8	5	3	0.0	0.0	0	0	1	0	0	0	0	2	1	0	0	0	0	0	0	0	0	0	0	L	13-18	
09/23	at Bills	S	4	1	3	0.0	0.0	0	0	0	0	0	0	0	0	0	0	0	0	0	0	0	0	0	0	0	L	10-47	
09/29	at Texans		ON INACTIVE LIST																								L	20-24	
10/06	Colts	S	6	2	4	0.0	0.0	0	0	0	0	0	0	0	0	0	0	0	0	0	0	0	0	0	0	0	W	37-34	
10/13	at Bears	S	9	4	5	0.0	0.0	1	2	0	0	0	0	0	0	0	0	0	0	0	0	0	0	0	0	0	L	16-35	
10/20	Patriots	S	11	5	6	1.0	5.0	1	5	1	0	0	0	0	0	0	0	0	0	0	0	0	0	0	0	0	W	32-16	
10/27	Packers	S	3	2	1	0.0	0.0	1	2	0	0	0	0	0	0	0	0	0	0	0	0	0	0	0	0	0	L	27-30	
11/03	at Eagles	S	8	6	2	0.0	0.0	0	0	0	0	0	0	0	0	0	0	0	0	0	0	0	0	0	0	0	L	23-28	
11/10	Vikings	S	16	9	7	0.0	0.0	0	0	0	0	0	0	0	0	0	0	0	0	0	0	0	0	0	0	0	L	7-12	
11/17	at Lions	S	5	3	2	0.0	0.0	0	0	0	0	0	0	0	0	0	0	0	0	0	0	0	0	0	0	0	L	6-52	
12/01	Texans	S	6	3	3	0.0	0.0	1	4	1	0	0	0	0	1	0	0	0	0	0	0	0	0	0	0	0	L	20-23	
12/08	at Titans	S	8	1	7	0.0	0.0	0	0	0	0	0	0	0	0	0	0	0	0	0	0	0	0	0	0	0	W	10-6	
12/15	Jets	S	1	0	1	0.0	0.0	0	0	1	0	0	0	0	0	0	0	0	0	0	0	0	0	0	0	0	L	25-32	
12/22	at Raiders	S	7	5	2	0.0	0.0	0	0	0	0	0	0	0	0	0	0	0	0	0	0	0	0	0	0	0	L	14-19	
12/29	Titans	S	6	4	2	0.0	0.0	0	0	0	1	3	3	0	1	0	0	0	0	0	0	0	0	0	0	0	W	20-13	
01/05	at Colts	S	6	4	2	1.0	8.0	2	10	1	0	0	0	0	0	0	0	0	0	0	0	0	0	0	0	0	L	23-26+	
2024 TOTALS		16-16	113	61	52	2.0	13.0	7	26	5	1	3	3	0	4	1	0	0	0	0	0	0	0	0	0	0	4-13		

+ - Overtime







## HUNTER LONG | 84

POSITION: TIGHT END

HT: 6-5 | WT: 243 | DOB: 8-19-1998

COLLEGE: BOSTON COLLEGE

HOMETOWN: EXETER, N.H.

ACQ: UFA (LAR)-'25

EXP: 5th YEAR

 @HunterLong

 @hunterlong

### KEY TRANSACTIONS

- Selected by the Miami Dolphins in the third round (81st overall) of the 2021 NFL Draft
- Traded to the Los Angeles Rams on 3/12/23
- Signed with Jacksonville on 3/13/25

### PRO

#### 2024 (Rams)

- Appeared in all 17 regular-season games (two starts) and recorded 60 yards on seven receptions, both career highs... Saw action in both the NFC Wild Card and Divisional playoff games, totaling one reception for 13 yards
- **1/13 vs. MIN:** Caught one pass for 13 yards in the Wild Card victory
- **10/24 vs. MIN:** Recorded a career-long 18-yard reception
- **10/6 vs. G.B.:** Posted 17 yards on two receptions

#### 2023 (Rams)

- Played in four games (one start)
- **12/10 at BAL:** Made his lone start of the season at tight end

#### 2022 (Dolphins)

- Played in nine regular-season games

#### 2021 (Dolphins)

- Appeared in seven games (two starts) as a rookie and caught one pass for eight yards
- **12/5 vs. NYG:** Posted an eight-yard reception, the first catch of his career
- **9/12 at N.E.:** Started at tight end in his NFL debut

### COLLEGE

- Played in 36 games (14 starts) and recorded 89 receptions for 1,297 yards and nine touchdowns at Boston College (2017-20)
- Named Second-Team All-America and First-Team All-ACC in 2020 after starting all 11 games with 57 receptions for 685 yards and five touchdowns, leading all FBS tight ends
- Played in all 12 games as a sophomore and totaled 28 catches for 509 yards and two touchdowns to be named Third-Team All-ACC
- After redshirting in 2017, played in all 12 games during the 2018 season and posted four receptions for 103 yards (25.8 average) and two touchdowns

### PERSONAL

- Majored in computer science
- Attended Deerfield Academy (Mass.) following his graduation from Exeter High School (N.H.)
- Registered 30 catches for 508 yards and two touchdowns on offense, and also contributed 7.0 sacks as a defensive lineman
- Son of Jean and Stephen Long and has two sisters

### HUNTER LONG'S NFL REGULAR SEASON RUSHING/RECEIVING STATISTICS

DATE	TEAM	GP	GS	RECEIVING					RUSHING				
				NO.	YDS.	AVG.	LG	TD	NO.	YDS.	AVG.	LG	TD
2021	Dolphins	7	2	1	8	8.0	8	0	0	0	0.0	0	0
2022	Dolphins	9	0	0	0	0.0	0	0	0	0	0.0	0	0
2023	Rams	4	1	0	0	0.0	0	0	0	0	0.0	0	0
2024	Rams	17	2	7	60	8.6	18	0	0	0	0.0	0	0
NFL TOTALS		37	5	8	68	8.5	18	0	0	0	0.0	0	0



## HUNTER LONG'S NFL POSTSEASON RUSHING/RECEIVING STATISTICS

DATE	TEAM	GP	GS	RECEIVING					RUSHING				
				NO.	YDS.	AVG.	LG	TD	NO.	YDS.	AVG.	LG	TD
2022	Dolphins	1	0	0	0	0.0	0	0	0	0	0.0	0	0
2023	Rams	0	0	0	0	0.0	0	0	0	0	0.0	0	0
2024	Rams	2	0	1	13	13.0	13	0	0	0	0.0	0	0
<b>NFL TOTALS</b>		<b>3</b>	<b>0</b>	<b>1</b>	<b>13</b>	<b>13.0</b>	<b>13</b>	<b>0</b>	<b>0</b>	<b>0</b>	<b>0.0</b>	<b>0</b>	<b>0</b>

### SINGLE-GAME HIGHS: RECEIVING

<b>Receptions</b>	1 vs. New York Giants, Dec 05, 2021	<b>All-Purpose Yards</b>	8 vs. New York Giants, Dec 05, 2021
<b>Receiving Yards</b>	8 vs. New York Giants, Dec 05, 2021	<b>Special Teams Tackles</b>	1 vs. Cleveland Browns, Dec 03, 2023
<b>Longest Receptions</b>	8 vs. New York Giants, Dec 05, 2021		1 vs. Minnesota Vikings, Oct 16, 2022
		<b>Scrimmage Yards</b>	8 vs. New York Giants, Dec 05, 2021

### 2024 GAME-BY-GAME REGULAR-SEASON STATISTICS (RAMS)

DATE	OPPONENT	P/S	RECEIVING					RUSHING					W/L	SCORE
			NO.	YDS.	AVG.	LG	TD	NO.	YDS.	AVG.	LG	TD		
09/08	at Lions												L	20-26+
09/15	at Cardinals												L	10-41
09/22	49ers												W	27-24
09/29	at Bears												L	18-24
10/06	Packers	P	2	16	8.0	9	0	0	0	0.0	0	0	L	19-24
10/20	Raiders	P	1	5	5.0	5	0	0	0	0.0	0	0	W	20-15
10/24	Vikings	P	1	18	18.0	18	0	0	0	0.0	0	0	W	30-20
11/03	at Seahawks	P	1	4	4.0	4	0	0	0	0.0	0	0	W	26-20+
11/11	Dolphins	S	0	0	0.0	0	0	0	0	0.0	0	0	L	15-23
11/17	at Patriots	P	0	0	0.0	0	0	0	0	0.0	0	0	W	28-22
11/24	Eagles	P	0	0	0.0	0	0	0	0	0.0	0	0	L	20-37
12/01	at Saints	P	0	0	0.0	0	0	0	0	0.0	0	0	W	21-14
12/08	Bills	P	0	0	0.0	0	0	0	0	0.0	0	0	W	44-42
12/12	at 49ers	P	2	17	8.5	9	0	0	0	0.0	0	0	W	12-6
12/22	at Jets	P	0	0	0.0	0	0	0	0	0.0	0	0	W	19-9
12/28	Cardinals	P	0	0	0.0	0	0	0	0	0.0	0	0	W	13-9
01/05	Seahawks	P	0	0	0.0	0	0	0	0	0.0	0	0	L	25-30
<b>2024 TOTALS</b>		<b>13-1</b>	<b>7</b>	<b>60</b>	<b>8.6</b>	<b>18</b>	<b>0</b>	<b>0</b>	<b>0</b>	<b>0.0</b>	<b>0</b>	<b>0</b>	<b>10-7</b>	

+ - Overtime

### 2024 GAME-BY-GAME POSTSEASON STATISTICS (RAMS)

DATE	OPPONENT	P/S	RECEIVING					RUSHING					W/L	SCORE
			NO.	YDS.	AVG.	LG	TD	NO.	YDS.	AVG.	LG	TD		
01/13	Vikings	P	1	13	13.0	13	0	0	0	0.0	0	0	W	27-9
01/19	at Eagles	P	0	0	0.0	0	0	0	0	0.0	0	0	L	22-28
<b>2024 TOTALS</b>		<b>2-0</b>	<b>1</b>	<b>13</b>	<b>13.0</b>	<b>13</b>	<b>0</b>	<b>0</b>	<b>0</b>	<b>0.0</b>	<b>0</b>	<b>0</b>	<b>1-1</b>	





## ROSS MATISCIK | 46

POSITION: LONG SNAPPER

HT: 6-0 | WT: 240 | DOB: 9-13-1996

COLLEGE: BAYLOR

HOMETOWN: MCKINNEY, TEXAS

ACQ: FA-'20

EXP: 6th YEAR

 @rossmatiscik

 @ross\_matiscik



### KEY TRANSACTIONS

- Originally signed by Jacksonville as a rookie free agent on 4/28/20
- Signed an extension with Jacksonville on 4/29/22

### PRO

- Since entering the league in 2020, Matiscik's 18 special teams tackles are tied for first among long snappers in the NFL

#### 2024 (Jaguars)

- Named to the Pro Bowl for the second consecutive year and to the Associated Press All-Pro Second Team
- Appeared in all 17 games and played all 124 special teams snaps... Registered two tackles (one solo) on special teams
- **12/1 vs. HOU:** Played at long snapper on seven special teams snaps and recorded one tackle
- **10/27 vs. G.B.:** Played at long snapper on 10 special teams snaps and registered one tackle

#### 2023 (Jaguars)

- Saw action in all 17 games and was named to the Associated Press All-Pro First Team and Pro Bowl Games for the first time in his career... On special teams, he totaled eight tackles, one forced fumble and one fumble recovery... His eight solo tackles on special teams led the NFL among long snappers
- **12/10 at CLE:** Served as the team's long snapper on 10 special teams snaps... Posted two tackles on special teams
- **11/19 vs. TEN:** Recorded one tackle, one forced fumble and one fumble recovery on special teams... Became the first long snapper since 49ers LS Brian Jennings (2005) to record a forced fumble and a fumble recovery in a single game
- **9/17 vs. K.C.:** Served as the team's long snapper on eight special teams snaps and recorded one special teams tackle

#### 2022 (Jaguars)

- Handled long snapping duties in all 17 regular-season games and both postseason games... Recorded four special teams tackles (one solo)
- **12/11 at TEN:** Served as the team's long snapper on six special teams snaps and recorded one special teams tackle
- **12/4 at DET:** Served as the team's long snapper on five special teams snaps and recorded one special teams tackle
- **10/16 at IND:** Served as the team's long snapper on six special teams snaps and recorded one special teams tackle

#### 2021 (Jaguars)

- Handled long snapping duties in all 17 games in 2021
- **10/17 vs. MIA:** Helped K Matthew Wright convert on the game-tying 54-yard and game-winning 53-yard field goals
- **9/19 vs. DEN:** Served as the team's long snapper and recorded one special teams tackle on a punt return

#### 2020 (Jaguars)

- Handled the team's long snapping duties in all 16 games of the season
- **9/13 vs. IND:** Served as the team's long snapper in NFL debut

### COLLEGE

- Appeared in 52 games throughout his college career at Baylor, seeing time as a long snapper for punts and placekicks, while also appearing at linebacker
- Played in 14 games in 2019, snapping on all punts and kicks, and made 13 tackles, including 1.0 sack
- Served as the team's long snapper for all 13 games and made 11 tackles on defense in 2018
- Played in 12 games as a sophomore in 2017 and totaled four tackles, one fumble recovery and one forced fumble
- Played in 12 games as a freshman and served as the primary long snapper

### PERSONAL

- Attended McKinney Boyd (Texas) High School and was a 2014 All-State selection at linebacker
- Father, Marty, played football at Bowling Green
- Brother, Paine, played football at Rice



### ROSS MATISCIK'S NFL REGULAR SEASON STATISTICS

DATE	TEAM	GP
2020	Jaguars	16
2021	Jaguars	17
2022	Jaguars	17
2023	Jaguars	17
2024	Jaguars	17
NFL TOTALS		84

### ROSS MATISCIK'S NFL POSTSEASON STATISTICS


DATE	TEAM	GP
2022	Jaguars	2
NFL TOTALS		2

### 2024 GAME-BY-GAME REGULAR-SEASON STATISTICS (JAGUARS)

DATE	OPPONENT		W/L	SCORE
09/08	at Dolphins	P	L	17-20
09/15	Browns	P	L	13-18
09/23	at Bills	P	L	10-47
09/29	at Texans	P	L	20-24
10/06	Colts	P	W	37-34
10/13	at Bears	P	L	16-35
10/20	Patriots	P	W	32-16
10/27	Packers	P	L	27-30
11/03	at Eagles	P	L	23-28
11/10	Vikings	P	L	7-12
11/17	at Lions	P	L	6-52
12/01	Texans	P	L	20-23
12/08	at Titans	P	W	10-6
12/15	Jets	P	L	25-32
12/22	at Raiders	P	L	14-19
12/29	Titans	P	W	20-13
01/05	at Colts	P	L	23-26+
2024 TOTALS		17	4-13	

+ - Overtime





# JALEN MCLEOD | 53

POSITION: LINEBACKER

HT: 6-1 | WT: 236 | DOB: 6-5-2002

COLLEGE: AUBURN

HOMETOWN: WASHINGTON D.C.

ACQ: D6-'25

EXP: R

@\_JayRashaan

@mcleod.jalen

## KEY TRANSACTIONS

- Originally drafted by Jacksonville in the sixth round (194th overall) of the 2025 draft

## COLLEGE

- Career totals include 183 tackles (112 solo), 36.5 tackles for loss, 22.5 sacks, six passes defended, six forced fumbles, three fumble recoveries and two quarterback hits in 54 games played (26 starts) at Auburn (2023-24) and Appalachian State (2020-22)
- Has produced at least 5.5 sacks in each of the past three seasons
- Set career highs in tackles (57; 39 solo), tackles for loss (13.5) and sacks (8.0) in 2024
- In his first season at Auburn in 2023, ranked second on the team with 50 tackles, 10.5 tackles for loss and 5.5 sacks on the season
- Named 2022 Third-Team All-Sun Belt at Appalachian State after posting 41 tackles, 7.5 tackles for loss, 6.0 sacks, two forced fumbles, a fumble recovery and a pass defended

## PERSONAL

- Attended Friendship Collegiate Academy (Washington, D.C.) and posted 60 tackles, 10.0 sacks, five forced fumbles, four interceptions and 15 quarterback hurries as a senior, helping the team to its second-consecutive DCSAA championship
- Graduated from Auburn's College of Liberal Arts in December 2024
- Played multiple sports throughout childhood, but basketball was his first love
- Attended the same high school as CB Christian Braswell and former Jaguars DE Yannick Ngakoue

## JALEN MCLEOD'S COLLEGE DEFENSIVE STATISTICS

		TACKLES										INTERCEPTIONS						O. FUMB				ST				MISC	
DATE	TEAM	GP	GS	TK	S	A	TFL	YDS	SK	YDS	QBH	NO	YDS	LG	TD	PD	FF	FR	TD	YDS	TK	S	A	FF	FR	S	A
2020	App State	5	1	9	7	2	2.0	18.0	2.0	18.0	0	0	0	0	0	0	1	0	0	0	0	0	0	0	0	0	0
2021	App State	14	0	26	11	15	3.0	15.0	1.0	10.0	3	0	0	0	0	3	0	0	0	0	0	0	0	0	0	0	0
2022	App State	12	2	41	18	23	7.5	41.0	6.0	38.0	8	0	0	0	0	1	2	1	0	4	0	0	0	0	0	0	0
2023	Auburn	13	11	49	36	13	10.5	47.0	5.5	31.0	5	0	0	0	0	1	1	1	0	0	0	0	0	0	0	0	0
2024	Auburn	12	12	57	39	18	13.5	70.0	8.0	48.0	2	0	0	0	0	1	2	1	0	0	0	0	0	0	0	0	0
TOTALS		56	26	182	111	71	36.5	191.0	22.5	145.0	18	0	0	0	0	6	6	3	0	4	0	0	0	0	0	0	0

## COLLEGE 2024 GAME-BY-GAME STATISTICS (AUBURN)

			TACKLES								INTERCEPTIONS					O. FUMB				ST				MISC				
DATE	OPPONENT	P/S	TK	S	A	SK	YDS	TFL	YDS	QBH	NO	YDS	LG	TD	PD	FF	FR	TD	YDS	TK	S	A	FF	FR	S	A	W/L	SCORE
08/31	Alabama A&M	S	6	4	2	1.0	8.0	2.0	11.0	0	0	0	0	0	0	0	0	0	0	0	0	0	0	0	0	0	W	73-3
09/07	California	S	5	4	1	0.0	0.0	2.5	6.0	0	0	0	0	0	0	0	0	0	0	0	0	0	0	0	0	0	L	14-21
09/14	New Mexico	S	2	2	0	0.0	0.0	0.0	0.0	1	0	0	0	0	0	0	0	0	0	0	0	0	0	0	0	0	W	45-19
09/21	Arkansas	S	7	6	1	1.0	6.0	2.0	16.0	0	0	0	0	0	1	0	0	0	0	0	0	0	0	0	0	0	L	14-24
09/28	Oklahoma	S	4	2	2	1.0	5.0	1.0	5.0	0	0	0	0	0	0	0	0	0	0	0	0	0	0	0	0	0	L	21-27
10/05	at Georgia	S	2	1	1	0.0	0.0	0.0	0.0	0	0	0	0	0	0	0	0	0	0	0	0	0	0	0	0	0	L	13-31
10/19	at Missouri	S	6	4	2	2.0	9.0	2.0	9.0	0	0	0	0	0	0	0	1	0	0	0	0	0	0	0	0	0	L	17-21
10/26	at Kentucky	S	1	0	1	0.0	0.0	0.0	0.0	1	0	0	0	0	0	0	0	0	0	0	0	0	0	0	0	0	W	24-10
11/02	Vanderbilt	S	1	1	0	0.0	0.0	0.0	0.0	0	0	0	0	0	0	0	0	0	0	0	0	0	0	0	0	0	L	7-17
11/16	ULM	S	4	3	1	1.0	6.0	1.0	6.0	0	0	0	0	0	0	0	0	0	0	0	0	0	0	0	0	0	W	48-14
11/23	Texas A&M	S	10	8	2	1.0	13.0	2.0	16.0	0	0	0	0	0	0	0	0	0	0	0	0	0	0	0	0	0	W	43-41+
11/30	at Alabama	S	9	4	5	1.0	1.0	1.0	1.0	0	0	0	0	0	0	2	0	0	0	0	0	0	0	0	0	0	L	14-28
2024 TOTALS		12-12	57	39	18	8.0	48.0	13.5	70.0	2	0	0	0	0	1	2	1	0	0	0	0	0	0	0	0	0	0	5-7

+ - Overtime







# ZECHARIAH MCPHEARSON | 34

POSITION: CORNERBACK

HT: 5-11 | WT: 191 | DOB: 3-21-1998

COLLEGE: TEXAS TECH

HOMETOWN: UPPER MARLBORO, MD.

ACQ: FA-'24

EXP: 4th YEAR

## KEY TRANSACTIONS

- Originally drafted by Philadelphia in the fourth round (123rd overall) of the 2021 NFL Draft
- Signed to Jacksonville's practice squad on 9/10/24

## PRO

### 2024 (Jaguars)

- Spent time on the practice squad

### 2023 (Eagles)

- Spent the season on the reserve/injured list after suffering an achilles injury

### 2022 (Eagles)

- Appeared in all 17 games and posted five tackles, 1.0 sack, one tackle for loss and one quarterback hit... Also recorded seven tackles (five solo) on special teams

### 2021 (Eagles)

- Appeared in all 16 games (one start) and recorded 12 tackles (five solo) and one pass defended... Also recorded two special teams tackles

## COLLEGE

- Played two seasons at Penn State (2017-18) before transferring to Texas Tech (2019-20)
- Finished his senior season ranked third in the Big 12 and tied for eighth in the FBS with four interceptions... Ranked fifth in the conference with 10 passes defended
- In 2020, was one of four players nationally with at least four interceptions and two fumble recoveries
- Earned an All-Big 12 First-Team selection by the conference coaches, Associated Press and Phil Steele Magazine, and named a Third-Team All-American by Pro Football Focus (2020)

## PERSONAL

- Son of Kim and Gerrick McPhearson
- Has six brothers, Gerrick Jr., Derrick, Emmanuel, Jeremiah, Ezekiel and Josh, as well as a sister, Kimberly
- His father played defensive back at Boston College and went on to play for the New England Patriots
- His brother, Gerrick Jr., played football collegiately at Maryland and was selected by the New York Giants in the seventh round of the 2006 NFL Draft
- Brother, Ezekiel, was selected in the fourth round of the 2013 MLB Draft by the Arizona Diamondbacks
- Earned his degree from Penn State in labor and employment relations in only three years

## ZECHARIAH MCPHEARSON'S NFL REGULAR SEASON DEFENSIVE STATISTICS

DATE	TEAM	GP	GS	TK	TACKLES						INTERCEPTIONS						O. FUMB						ST						MISC			
					S	A	TFL	YDS	SK	YDS	QBH	NO	YDS	LG	TD	PD	FF	FR	TD	YDS	TK	S	A	FF	FR	S	A					
2021	Eagles	16	1	12	5	7	0	0	0.0	0.0	0	0	0	0	1	0	0	0	0	4	2	2	0	0	0	0						
2022	Eagles	17	0	5	5	0	1	11	1.0	11.0	1	0	0	0	1	0	0	0	0	9	7	2	0	0	0	0						
2023	Eagles	0	0	0	0	0	0	0	0.0	0.0	0	0	0	0	0	0	0	0	0	0	0	0	0	0	0							
2024	Eagles	0	0	0	0	0	0	0	0.0	0.0	0	0	0	0	0	0	0	0	0	0	0	0	0	0	0							
Went from Philadelphia to Jacksonville.																																
2024	Jaguars	0	0	0	0	0	0	0	0.0	0.0	0	0	0	0	0	0	0	0	0	0	0	0	0	0	0	0						
2024	TOTAL	0	0	0	0	0	0	0	0.0	0.0	0	0	0	0	0	0	0	0	0	0	0	0	0	0	0	0						
NFL TOTALS		33	1	17	10	7	1	11	1.0	11.0	1	0	0	0	2	0	0	0	0	13	9	4	0	0	0	0						



# ZECHARIAH MCPHEARSON'S NFL POSTSEASON DEFENSIVE STATISTICS

			TACKLES								INTERCEPTIONS							O. FUMB				ST					MISC	
DATE	TEAM	GP	GS	TK	S	A	TFL	YDS	SK	YDS	QBH	NO	YDS	LG	TD	PD	FF	FR	TD	YDS	TK	S	A	FF	FR	S	A	
2021	Eagles	1	0	0	0	0	0	0	0.0	0.0	0	0	0	0	0	0	0	0	0	0	0	0	0	0	0	0	0	
2022	Eagles	3	0	1	0	1	0	0	0.0	0.0	0	0	0	0	0	0	0	0	0	0	1	1	0	0	0	0	0	
2023	Eagles	0	0	0	0	0	0	0	0.0	0.0	0	0	0	0	0	0	0	0	0	0	0	0	0	0	0	0	0	
NFL TOTALS		4	0	1	0	1	0	0	0.0	0.0	0	0	0	0	0	0	0	0	0	0	1	1	0	0	0	0	0	

## SINGLE-GAME HIGHS: DEFENSIVE

Total Tackles	5 vs. Los Angeles Chargers, Nov 07, 2021	Passes Defensed	1 vs. New York Giants, Dec 26, 2021
	2 vs. Dallas Cowboys, Jan 08, 2022		2 vs. New Orleans Saints, Nov 21, 2021
	...2 more at 2.		2 at Carolina Panthers, Oct 10, 2021
Solo Tackles	2 vs. New York Giants, Dec 26, 2021		
	2 vs. Los Angeles Chargers, Nov 07, 2021		

## 2024 GAME-BY-GAME REGULAR-SEASON STATISTICS (EAGLES/JAGUARS)

			TACKLES							INTERCEPTIONS							O. FUMB				ST				MISC			
DATE	OPPONENT	P/S	TK	S	A	SK	YDS	TFL	YDS	QBH	NO	YDS	LG	TD	PD	FF	FR	TD	YDS	TK	S	A	FF	FR	S	A	W/L	SCORE
09/06	Packers		INJURED RESERVE Went from <b>Eagles</b> to <b>Jaguars</b> .																							W	34-29	
09/15	Browns		PRACTICE SQUAD																							L	13-18	
09/23	at Bills		PRACTICE SQUAD																							L	10-47	
09/29	at Texans		PRACTICE SQUAD																							L	20-24	
10/06	Colts		PRACTICE SQUAD																							W	37-34	
10/13	at Bears		PRACTICE SQUAD																							L	16-35	
10/20	Patriots		PRACTICE SQUAD																							W	32-16	
10/27	Packers		PRACTICE SQUAD																							L	27-30	
11/03	at Eagles		PRACTICE SQUAD																							L	23-28	
11/10	Vikings		PRACTICE SQUAD																							L	7-12	
11/17	at Lions		PRACTICE SQUAD																							L	6-52	
12/01	Texans		PRACTICE SQUAD																							L	20-23	
12/08	at Titans		PRACTICE SQUAD																							W	10-6	
12/15	Jets		PRACTICE SQUAD																							L	25-32	
12/22	at Raiders		PRACTICE SQUAD																							L	14-19	
12/29	Titans		PRACTICE SQUAD																							W	20-13	
01/05	at Colts		PRACTICE SQUAD																							L	23-26+	
2024 TOTALS			0	0	0	0.0	0.0	0	0	0	0	0	0	0	0	0	0	0	0	0	0	0	0	0	0	0	5-12	

+ - Overtime





## PATRICK MEKARI | 65

POSITION: OFFENSIVE LINEMAN

HT: 6-4 | WT: 305 | DOB: 8-13-1997

COLLEGE: CALIFORNIA

HOMETOWN: WESTLAKE VILLAGE, CALIF.

ACQ: UFA (BAL)-'25

EXP: 7th YEAR

 @PMekari

 @patrick\_mekari

### KEY TRANSACTIONS

- Signed by Baltimore as a rookie free agent following the 2019 NFL Draft
- Signed a contract with Baltimore on 12/30/21
- Signed with Jacksonville on 3/13/25

### PRO

#### 2024 (Ravens)

- Started all 17 games (14 at left guard and three at right tackle) in 2024, blocking for an offense that ranked No. 1 in the NFL in yards per game (424.9), yards per play (6.8) and red zone efficiency (74.2 percent) and No. 3 in points per game (30.5), while setting a franchise single-season record with 7,224 net yards... Baltimore's rushing attack also averaged an NFL-best 187.6 yards per game and 5.8 yards per carry (best in single-season NFL history)... Made starts in two postseason contests
- **1/11 at PIT:** Started at left guard and helped block for an offense that totaled 464 yards (third most in franchise playoff history), including a franchise-playoff-record 299 rushing yards, in the Wild Card win
- **9/29 vs. BUF:** Made his first career start at left guard, officially having started at all five spots on the offensive line, in a 427-yard (271 rushing and 156 passing) and five-touchdown performance by the Ravens' offense

#### 2023 (Ravens)

- Appeared in 17 games (seven starts; four at right tackle and three at left tackle), helping block for the NFL's No. 1 rushing offense (156.6 yards per game) and No. 4 scoring offense (28.4 points per game)...The ground game eclipsed 100 yards in all 17 contests, while also setting a single-season franchise record with 26 rushing touchdowns... Appeared in two postseason games
- **11/5 vs. SEA:** Started at right tackle and blocked for a rushing attack that produced a season-best 298 yards and three touchdowns... Baltimore recorded a season-high 515 total yards and 29 first downs, while its 298 rushing yards marked the fourth-best single-game output in franchise history

#### 2022 (Ravens)

- Saw action in 16 games (four starts at left tackle), helping block for the NFL's No. 2 rush offense (160.2 yards per game), which produced the league's most rushes of 10-plus yards (88) and most games with 150-plus rushing yards (12)... Appeared in one postseason contest
- **10/16 at NYG:** Paved the way for a Ravens rushing attack that gained 211 yards on 24 carries, averaging a single-game franchise-record 8.8 yards per attempt

#### 2021 (Ravens)

- Saw action in 13 games (12 starts) at right tackle, contributing to the NFL's sixth-ranked offense (378.8 yards per game) and third-best rushing attack (145.8 yards per game)
- **10/11 vs. IND:** Started at right tackle and blocked for a passing attack that produced a single-game franchise-record 437 passing yards
- **10/3 at DEN:** Started at right tackle and helped extend the Ravens' 100-yard rushing streak to an NFL-record-tying 43 straight games

#### 2020 (Ravens)

- Saw action in all 14 games (eight starts), seeing time at right guard and center...Helped block for the NFL's No. 1 rushing attack (191.9 yards per game), which produced the third-most yards (3,071) ever in a 16-game NFL season...Baltimore also tallied a franchise-record 24 rushing touchdowns... Started two postseason contests
- **12/14 at CLE:** Started at center and helped the offense produce 231 rushing yards and a franchise-record-tying five rushing touchdowns

#### 2019 (Ravens)

- Saw action in 11 games as a rookie, making five starts after becoming the starting center in Week 13... Helped Baltimore set an NFL record for single season rushing yards (3,296) and produce the league's No. 1 scoring offense (33.2 ppg)... Set new single-season franchise records for total touchdowns (64), points (531), rushing yards and total net yards (6,521)... Started one postseason contest

### COLLEGE

- Played in 34 games with 24 starts at Cal Berkeley (2015-18), mostly at left tackle, with appearances at right tackle and right guard
- Earned Associated Press Second-Team All-Pac-12 as a senior
- Earned Honorable Mention All-Pac-12 honors as a junior, helping protect QB Ross Bowers, who recorded the sixth-most passing yards (3,039) in school history, and RB Patrick Laird, who registered the 19th 1,000-yard rushing season in school history
- As a sophomore, contributed to an O-line that helped establish several single-season school records, including pass completions (383) and



fewest turnovers (15)

- In his freshman season, helped Cal rank among the nation's leaders in passing offense (third, 4,892 yards) and total offense (eighth, 6,879 yards)... Helped QB Jared Goff break two Pac-12 single-season records when he passed for 4,719 yards and 43 TDs

## PERSONAL

- Majored in legal studies
- Prepped at Westlake High School (Calif.) where he won two league championships
- Both of Mekari's parents fled war-torn countries in the Middle East in the 1970s and immigrated to Los Angeles – his mother left Iran and his father is from Lebanon

### PATRICK MEKARI'S NFL REGULAR SEASON STATISTICS

DATE	TEAM	GP	GS
2019	Ravens	11	5
2020	Ravens	14	8
2021	Ravens	13	12
2022	Ravens	16	4
2023	Ravens	17	7
2024	Ravens	17	17
NFL TOTALS		88	53

### PATRICK MEKARI'S NFL POSTSEASON STATISTICS

DATE	TEAM	GP	GS
2019	Ravens	1	1
2020	Ravens	2	2
2022	Ravens	1	0
2023	Ravens	2	0
2024	Ravens	2	2
NFL TOTALS		8	5

### 2024 GAME-BY-GAME REGULAR-SEASON STATISTICS (RAVENS)

DATE	OPPONENT	P/S	W/L	SCORE
09/05	at Chiefs	S	L	20-27
09/15	Raiders	S	L	23-26
09/22	at Cowboys	S	W	28-25
09/29	Bills	S	W	35-10
10/06	at Bengals	S	W	41-38+
10/13	Commanders	S	W	30-23
10/21	at Buccaneers	S	W	41-31
10/27	at Browns	S	L	24-29
11/03	Broncos	S	W	41-10
11/07	Bengals	S	W	35-34
11/17	at Steelers	S	L	16-18
11/25	at Chargers	S	W	30-23
12/01	Eagles	S	L	19-24
12/15	at Giants	S	W	35-14
12/21	Steelers	S	W	34-17
12/25	at Texans	S	W	31-2
01/04	Browns	S	W	35-10
2024 TOTALS		17-17	12-5	

+ - Overtime

### 2024 GAME-BY-GAME POSTSEASON STATISTICS (RAVENS)

DATE	OPPONENT	P/S	W/L	SCORE
01/11	Steelers	S	W	28-14
01/19	at Bills	S	L	25-27
2024 TOTALS		2-2	1-1	





# VENTRELL MILLER | 51

**POSITION:** LINEBACKER  
**HT:** 6-0 | **WT:** 232 | **DOB:** 1-15-1999  
**COLLEGE:** FLORIDA  
**HOMETOWN:** LAKELAND, FLA.  
**ACQ:** D4-'23  
**EXP:** 3rd YEAR

ventrell\_miller  
 trell\_51

## KEY TRANSACTIONS

- Originally drafted by Jacksonville in the fourth round (127th overall) of the 2023 draft

## PRO

### 2024 (Jaguars)

- Saw action in 15 games and made nine starts... Tallied 74 tackles (48 solo), four tackles for loss, three passes defended and one forced fumble... Posted six tackles (five solo) on special teams
- 10/20 vs. N.E.:** Started at linebacker and recorded nine tackles (five solo) and added one solo tackle on special teams
- 10/13 at CHI:** Led the team with a career-high-tying 10 tackles (eight solo) and one forced fumble
- 9/29 at HOU:** Led the team with 10 tackles (seven solo) and one tackle for loss in his first NFL start

### 2023 (Jaguars)

- Spent the season on injured reserve

## COLLEGE

- Finished his career at Florida with 240 total tackles (124 solo), 23.5 tackles for loss, 7.5 sacks, two forced fumbles, two fumble recoveries and one interception in 49 games played
- Was a two-time SEC Defensive Player of the Week in 2020
- Recorded a career-high 16 total tackles against LSU on 12/12/20

## PERSONAL

- Majored in family, youth and community sciences

## VENTRELL MILLER'S NFL REGULAR SEASON DEFENSIVE STATISTICS

		TACKLES										INTERCEPTIONS						O. FUMB				ST				MISC	
DATE	TEAM	GP	GS	TK	S	A	TFL	YDS	SK	YDS	QBH	NO	YDS	LG	TD	PD	FF	FR	TD	YDS	TK	S	A	FF	FR	S	A
2023	Jaguars	0	0	0	0	0	0	0	0.0	0.0	0	0	0	0	0	0	0	0	0	0	0	0	0	0	0	0	0
2024	Jaguars	15	9	74	48	26	4	5	0.0	0.0	0	0	0	0	0	3	1	0	0	0	6	5	1	0	0	0	0
NFL TOTALS		15	9	74	48	26	4	5	0.0	0.0	0	0	0	0	0	3	1	0	0	0	6	5	1	0	0	0	0

## SINGLE-GAME HIGHS: DEFENSIVE

<b>Total Tackles</b>	10 at Chicago Bears, Oct 13, 2024	<b>Forced Fumbles</b>	1 at Chicago Bears, Oct 13, 2024
	10 at Houston Texans, Sep 29, 2024		1 vs. Green Bay Packers, Oct 27, 2024
<b>Solo Tackles</b>	8 at Chicago Bears, Oct 13, 2024	<b>Tackles For Loss</b>	1 vs. Indianapolis Colts, Oct 06, 2024
	7 at Houston Texans, Sep 29, 2024		...1 more at 1.
<b>Passes Defensed</b>	1 at Buffalo Bills, Sep 23, 2024	<b>Special Teams Tackles</b>	1 vs. Green Bay Packers, Oct 27, 2024
			1 vs. New England Patriots, Oct 20, 2024
			...4 more at 1.






**2024 GAME-BY-GAME REGULAR-SEASON STATISTICS (JAGUARS)**

			TACKLES								INTERCEPTIONS						O. FUMB				ST					MISC					
DATE	OPPONENT	P/S	TK	S	A	SK	YDS	TFL	YDS	QBH	NO	YDS	LG	TD	PD	FF	FR	TD	YDS	TK	S	A	FF	FR	S	A	W/L	SCORE			
09/08	at Dolphins	P	0	0	0	0.0	0.0	0	0	0	0	0	0	0	0	0	0	0	0	0	1	1	0	0	0	0	0	L	17-20		
09/15	Browns	P	1	0	1	0.0	0.0	0	0	0	0	0	0	0	0	0	0	0	0	0	1	1	0	0	0	0	0	L	13-18		
09/23	at Bills	P	5	2	3	0.0	0.0	0	0	0	0	0	0	0	1	0	0	0	0	0	1	1	0	0	0	0	0	L	10-47		
09/29	at Texans	S	10	7	3	0.0	0.0	1	2	0	0	0	0	0	0	0	0	0	0	0	1	1	0	0	0	0	0	L	20-24		
10/06	Colts	S	7	6	1	0.0	0.0	1	1	0	0	0	0	0	0	0	0	0	0	0	0	0	0	0	0	0	0	W	37-34		
10/13	at Bears	S	10	8	2	0.0	0.0	0	0	0	0	0	0	0	0	1	0	0	0	0	0	0	0	0	0	0	0	L	16-35		
10/20	Patriots	S	9	5	4	0.0	0.0	0	0	0	0	0	0	0	0	0	0	0	0	0	1	1	0	0	0	0	0	W	32-16		
10/27	Packers	P	6	5	1	0.0	0.0	1	1	0	0	0	0	0	0	0	0	0	0	0	1	0	1	0	0	0	0	L	27-30		
11/03	at Eagles	S	8	4	4	0.0	0.0	0	0	0	0	0	0	0	0	0	0	0	0	0	0	0	0	0	0	0	0	L	23-28		
11/10	Vikings	S	4	3	1	0.0	0.0	0	0	0	0	0	0	0	1	0	0	0	0	0	0	0	0	0	0	0	0	L	7-12		
11/17	at Lions	S	7	4	3	0.0	0.0	0	0	0	0	0	0	0	0	0	0	0	0	0	0	0	0	0	0	0	0	L	6-52		
12/01	Texans	P	4	2	2	0.0	0.0	1	1	0	0	0	0	0	0	0	0	0	0	0	0	0	0	0	0	0	0	L	20-23		
12/08	at Titans	S	2	1	1	0.0	0.0	0	0	0	0	0	0	0	0	0	0	0	0	0	0	0	0	0	0	0	0	W	10-6		
12/15	Jets	P	0	0	0	0.0	0.0	0	0	0	0	0	0	0	1	0	0	0	0	0	0	0	0	0	0	0	0	L	25-32		
12/22	at Raiders	S	1	1	0	0.0	0.0	0	0	0	0	0	0	0	0	0	0	0	0	0	0	0	0	0	0	0	0	L	14-19		
12/29	Titans		INACTIVE																							W	20-13				
01/05	at Colts		ON INACTIVE LIST																							L	23-26+				
2024 TOTALS		15-9	74	48	26	0.0	0.0	4	5	0	0	0	0	0	3	1	0	0	0	6	5	1	0	0	0	0	4-13				



+ - Overtime






# WYATT MILUM | 64

**POSITION:** OFFENSIVE LINEMAN  
**HT:** 6-6 | **WT:** 317 | **DOB:** 12-27-2001  
**COLLEGE:** WEST VIRGINIA  
**HOMETOWN:** KENOVA, W. VA.  
**ACQ:** D3-'25  
**EXP:** R

 @MilumWyatt  
 @wyattmilum19



KEY TRANSACTIONS

- Originally drafted by Jacksonville in the third round (89th overall) of the 2025 Draft

COLLEGE

- Started 43-of-47 games at tackle during his career at West Virginia, including 42-straight to close out his college career
- Did not allow a sack in 34 of the last 36 games in which he played, including zero sacks allowed over his last two seasons
- Part of an offense that rushed for 140-plus yards in 27 of its past 29 games
- 2024 honors: Consensus First-Team All-American, Outland Trophy Semifinalist, First-Team All-Big 12, Big 12 Offensive Lineman of the Year, Academic All-Big 12 Conference First-Team
- Started all 11 games at left tackle in his final season (2024) for the ninth-ranked rushing attack among Power Four schools
- Helped the Mountaineers rush for 200-plus yards 18 times and 300-plus yards six times over his last three seasons (2022-24)

PERSONAL

- Played offensive and defensive tackle at Spring Valley High (Huntington, W.Va.)
- Three-time West Virginia All-State honoree, earning First-Team honors as a junior and senior and Second-Team as a sophomore
- In his career, saw action on 1,480 plays and did not allow a sack
- Graduated with his bachelor's degree in multidisciplinary studies
- Received a D1 baseball scholarship offer in eighth grade prior to focusing on football in high school

WYATT MILUM'S COLLEGE STATISTICS			
DATE	TEAM	GP	GS
2021	West Virginia	12	8
2022	West Virginia	12	12
2023	West Virginia	12	11
2024	West Virginia	11	11
TOTALS		47	42

COLLEGE 2024 GAME-BY-GAME STATISTICS (WEST VIRGINIA)

DATE	OPPONENT	P/S		W/L	SCORE
08/31	Penn St.	S		L	12-34
09/07	UALbany	S		W	49-14
09/14	at Pittsburgh	S		L	34-38
09/21	Kansas	S		W	32-28
10/05	at Oklahoma St.	S		W	38-14
10/12	Iowa St.	S		L	16-28
10/19	Kansas St.	S		L	18-45
10/26	at Arizona		DID NOT PLAY (NON-INJURY)	W	31-26
11/09	at Cincinnati	S		W	31-24
11/16	Baylor	S		L	35-49
11/23	UCF	S		W	31-21
11/30	at Texas Tech	S		L	15-52
12/17	Memphis		DID NOT PLAY (NON-INJURY)	L	37-42
2024 TOTALS		11-11		6-7	





# JONAH MONHEIM | 60

**POSITION:** OFFENSIVE LINEMAN  
**HT:** 6-5 | **WT:** 310 | **DOB:** 6-7-2002  
**COLLEGE:** SOUTHERN CALIFORNIA  
**HOMETOWN:** MOORPARK, CALIF.  
**ACQ:** D7-'25  
**EXP:** R

@JonahMonheim  
 @jonah\_monheim

## KEY TRANSACTIONS

- Originally drafted by Jacksonville in the seventh round (221st overall) of the 2025 draft

## COLLEGE

- Appeared in 52 games in his career (46 starts), including 18 games at right tackle, 12 games at left tackle, 12 at center, and four times at right guard... Has one career tackle
- In 2024, he appeared in 12 games (12 starts) and contributed to USC's top-10 finish in passing offense (291.9) nationally and first in the Big Ten, and ranked 23 in the nation in total offense (437.2) and second in the Big Ten... Earned Third Team All-Big Ten Honors for his 2024 performance
- In 2022, Monheim was a crucial piece of USC QB Caleb Williams' Heisman-winning campaign, allowing him to complete 333-of-500 (.666) passes for 4,537 yards and 42 touchdowns, and was the No. 9 graded tackle in the nation, per Pro Football Focus... Earned an All-Pac-12 Honorable Mention

## PERSONAL

- Attended Moorpark (Calif.) High School
- Earned his bachelor's degree in business administration from Southern California and earned placement on the 2021, 2022 and 2023 Pac-12 Academic Honor Roll

## JONAH MONHEIM'S COLLEGE STATISTICS

DATE	TEAM	GP	GS
2020	Southern California	1	0
2021	Southern California	12	7
2022	Southern California	14	14
2023	Southern California	12	11
2024	Southern California	12	12
<b>TOTALS</b>		<b>51</b>	<b>44</b>

## COLLEGE 2024 GAME-BY-GAME STATISTICS (SOUTHERN CALIFORNIA)

DATE	OPPONENT	P/S	W/L	SCORE
09/01	at LSU	S	W	27-20
09/07	Utah St.	S	W	48-0
09/21	at Michigan	S	L	24-27
09/28	Wisconsin	S	W	38-21
10/05	at Minnesota	S	L	17-24
10/12	Penn St.	S	L	30-33+
10/19	at Maryland	S	L	28-29
10/25	Rutgers	S	W	42-20
11/02	at Washington	S	L	21-26
11/16	Nebraska	S	W	28-20
11/23	at UCLA	S	W	19-13
11/30	Notre Dame	S	L	35-49
12/27	at Texas A&M		W	35-31
DID NOT PLAY (NON-INJURY)				
<b>2024 TOTALS</b>		<b>12-12</b>	<b>7-6</b>	

+ - Overtime





## QUINTIN MORRIS | 45

POSITION: TIGHT END

HT: 6-2 | WT: 243 | DOB: 1-21-1999

COLLEGE: BOWLING GREEN

HOMETOWN: RICHMOND, TEXAS

ACQ: UFA (BUF)-25

EXP: 4th YEAR

@QuintinMorris\_

@quintinmorris\_

### KEY TRANSACTIONS

- Signed with Buffalo as an undrafted free agent on 5/13/21
- Signed to the practice squad by Buffalo on 9/2/21
- Signed with Buffalo on 1/24/22
- Signed with Jacksonville on 5/19/25

### PRO

#### 2024 (Bills)

- Played in 16 regular-season games (three starts) and recorded five receptions for 36 yards and one touchdown... Also saw action in three postseason matchups
- **1/5 at NE:** Tied his single-game career high with three receptions
- **11/3 vs. MIA:** Registered a two-yard touchdown reception

#### 2023 (Bills)

- Appeared in 15 regular-season games and caught two passes for 26 yards and a touchdown along with two postseason contests
- **10/15 vs. NYG:** Scored the game-winning touchdown on a 15-yard pass from QB Josh Allen

#### 2022 (Bills)

- Played in 14 games (one start) and totaled a career-high eight receptions for a career-high 84 yards and one touchdown... Also appeared in two postseason contests (one start) and caught two passes for 18 yards
- **12/17 vs. MIA:** Scored his first career touchdown on a 14-yard pass
- **11/24 vs. DET:** Recorded the first forced fumble of his NFL career on special teams and later recovered the first fumble of his career

#### 2021 (Bills)

- Did not play

### COLLEGE

- Played at Bowling Green from 2017-20
- Totaled 125 receptions for 1,529 yards and 13 touchdowns in 40 games
- Named First-Team All-MAC in 2020 after producing 20 catches for 248 yards in a COVID-shortened season
- Led team with 55 receptions, 649 receiving yards and four touchdown catches and was named Second-Team All-MAC in 2019
- In 2018, posted 42 receptions for 516 yards and seven touchdowns in 12 games (11 starts)
- Played in 11 games as a true freshman and caught eight passes for 116 yards and two touchdowns

### PERSONAL

- Also played basketball at George Ranch High School (Richmond, Texas), averaging 12.6 points and 4.9 rebounds per game as a senior
- Son of Eddie and Vanessa Morris and has two brothers, Evan and Antoine
- Enjoys doing community work with the Special Olympics as his brother, Evan, is a Special Olympian in Texas
- His father played football at Mississippi Valley State, and his mother is in the MVSU Hall of Fame for basketball
- Majored in health science

### QUINTIN MORRIS' NFL REGULAR SEASON RUSHING/RECEIVING STATISTICS

DATE	TEAM	GP	GS	RECEIVING					RUSHING				
				NO.	YDS.	AVG.	LG	TD	NO.	YDS.	AVG.	LG	TD
2021	Bills	0	0	0	0	0.0	0	0	0	0	0.0	0	0
2022	Bills	14	1	8	84	10.5	26	1	0	0	0.0	0	0
2023	Bills	15	0	2	26	13.0	15t	1	0	0	0.0	0	0
2024	Bills	16	3	5	36	7.2	14	1	0	0	0.0	0	0
NFL TOTALS		45	4	15	146	9.7	26	3	0	0	0.0	0	0



# QUINTIN MORRIS' NFL POSTSEASON RUSHING/RECEIVING STATISTICS

DATE	TEAM	GP	GS	RECEIVING					RUSHING				
				NO.	YDS.	AVG.	LG	TD	NO.	YDS.	AVG.	LG	TD
2021	Bills	0	0	0	0	0.0	0	0	0	0	0.0	0	0
2022	Bills	2	1	2	18	9.0	12	0	0	0	0.0	0	0
2023	Bills	2	0	0	0	0.0	0	0	0	0	0.0	0	0
2024	Bills	3	0	0	0	0.0	0	0	0	0	0.0	0	0
NFL TOTALS		7	1	2	18	9.0	12	0	0	0	0.0	0	0

## SINGLE-GAME HIGHS: RECEIVING

<b>Receptions</b>	3 at New England Patriots, Jan 05, 2025 3 vs. Pittsburgh Steelers, Oct 09, 2022	<b>All-Purpose Yards</b>	39 vs. Pittsburgh Steelers, Oct 09, 2022 22 at Miami Dolphins, Sep 25, 2022
<b>Receiving Yards</b>	39 vs. Pittsburgh Steelers, Oct 09, 2022 22 at Miami Dolphins, Sep 25, 2022	<b>Special Teams Tackles</b>	1 vs. New England Patriots, Jan 08, 2023 1 at Detroit Lions, Nov 24, 2022 ...1 more at 1.
<b>Receiving Average</b>	13.0 vs. Pittsburgh Steelers, Oct 09, 2022 6.7 at New England Patriots, Jan 05, 2025	<b>Most TDs</b>	1 vs. Miami Dolphins, Nov 03, 2024 1 vs. New York Giants, Oct 15, 2023 ...1 more at 1.
<b>Longest Receptions</b>	26 vs. Pittsburgh Steelers, Oct 09, 2022 15t vs. New York Giants, Oct 15, 2023 ...1 more at 15.	<b>Scrimmage Yards</b>	39 vs. Pittsburgh Steelers, Oct 09, 2022 22 at Miami Dolphins, Sep 25, 2022
<b>Receiving TDs</b>	1 vs. New York Giants, Oct 15, 2023 1 vs. Miami Dolphins, Dec 17, 2022		

## SINGLE-GAME HIGHS - POSTSEASON: RECEIVING

<b>Receptions</b>	1 vs. Cincinnati Bengals, Jan 22, 2023 1 vs. Miami Dolphins, Jan 15, 2023	<b>All-Purpose Yards</b>	12 vs. Miami Dolphins, Jan 15, 2023 6 vs. Cincinnati Bengals, Jan 22, 2023
<b>Receiving Yards</b>	12 vs. Miami Dolphins, Jan 15, 2023 6 vs. Cincinnati Bengals, Jan 22, 2023	<b>Special Teams Tackles</b>	1 vs. Pittsburgh Steelers, Jan 15, 2024 1 vs. Miami Dolphins, Jan 15, 2023
<b>Longest Receptions</b>	12 vs. Miami Dolphins, Jan 15, 2023 6 vs. Cincinnati Bengals, Jan 22, 2023	<b>Scrimmage Yards</b>	12 vs. Miami Dolphins, Jan 15, 2023 6 vs. Cincinnati Bengals, Jan 22, 2023

## 2024 GAME-BY-GAME REGULAR-SEASON STATISTICS (BILLS)

DATE	OPPONENT	P/S	RECEIVING					RUSHING					W/L	SCORE
			NO.	YDS.	AVG.	LG	TD	NO.	YDS.	AVG.	LG	TD		
09/08	Cardinals	P	0	0	0.0	0	0	0	0	0.0	0	0	W	34-28
09/12	at Dolphins	P	0	0	0.0	0	0	0	0	0.0	0	0	W	31-10
09/23	Jaguars	P	0	0	0.0	0	0	0	0	0.0	0	0	W	47-10
09/29	at Ravens	P	0	0	0.0	0	0	0	0	0.0	0	0	L	10-35
10/06	at Texans	P	0	0	0.0	0	0	0	0	0.0	0	0	L	20-23
10/14	at Jets	P	0	0	0.0	0	0	0	0	0.0	0	0	W	23-20
10/20	Titans	P	0	0	0.0	0	0	0	0	0.0	0	0	W	34-10
10/27	at Seahawks	P	0	0	0.0	0	0	0	0	0.0	0	0	W	31-10
11/03	Dolphins	S	1	2	2.0	2t	1	0	0	0.0	0	0	W	30-27
11/10	at Colts	P	0	0	0.0	0	0	0	0	0.0	0	0	W	30-20
11/17	Chiefs	P	0	0	0.0	0	0	0	0	0.0	0	0	W	30-21
12/01	49ers	S	1	14	14.0	14	0	0	0	0.0	0	0	W	35-10
12/08	at Rams							ON INACTIVE LIST					L	42-44
12/15	at Lions	P	0	0	0.0	0	0	0	0	0.0	0	0	W	48-42
12/22	Patriots	P	0	0	0.0	0	0	0	0	0.0	0	0	W	24-21
12/29	Jets	P	0	0	0.0	0	0	0	0	0.0	0	0	W	40-14
01/05	at Patriots	S	3	20	6.7	8	0	0	0	0.0	0	0	L	16-23
2024 TOTALS		16-3	5	36	7.2	14	1	0	0	0.0	0	0	13-4	

## 2024 GAME-BY-GAME POSTSEASON STATISTICS (BILLS)

DATE	OPPONENT	P/S	RECEIVING					RUSHING					W/L	SCORE
			NO.	YDS.	AVG.	LG	TD	NO.	YDS.	AVG.	LG	TD		
01/12	Broncos	P	0	0	0.0	0	0	0	0	0.0	0	0	W	31-7
01/19	Ravens	P	0	0	0.0	0	0	0	0	0.0	0	0	W	27-25
01/26	at Chiefs	P	0	0	0.0	0	0	0	0	0.0	0	0	L	29-32
2024 TOTALS		3-0	0	0	0.0	0	0	0	0	0.0	0	0	2-1	







## ELI MOSTAERT | 67

**POSITION:** DEFENSIVE LINEMAN  
**HT:** 6-3 | **WT:** 289 | **DOB:** 8-14-2000  
**COLLEGE:** NORTH DAKOTA STATE  
**HOMETOWN:** LAKEVILLE, MINN.  
**ACQ:** UDFA-'25  
**EXP:** R

 @EliMostaert  
 @eli\_most53

### KEY TRANSACTIONS

- Originally signed by Jacksonville as an undrafted free agent following the 2025 draft

### COLLEGE

- Played in 61 games over six seasons at North Dakota State (2019-24)
- Career totals include 176 tackles (88 solo) 33 tackles for loss, 19.5 sacks, six passes defended, one interception returned for a touchdown, one fumble recovery and one blocked field goal
- Two-time team captain (2023, 2024)
- Started all 16 games at defensive tackle for the FCS Champions in 2024, ranking second on the team in tackles (56) and leading the Bison with 11.5 tackles for loss and 6.0 sacks... Named First-Team All-MVFC
- Voted 2023 Second-Team All-MVFC after starting 15 games and posting 37 tackles, four tackles for loss, a half-sack, an interception returned 35 yards for a touchdown and a blocked field goal
- Started the first two games of the season at defensive tackle before being sidelined with a broken leg, totaling five tackles on the season
- Totaled 44 tackles and was second on the team with 10 tackles for loss and 7.5 sacks, tied for fourth-most sacks among MVFC players, in 2021... Named Honorable Mention All-MVFC... His 3.5 sacks in a win at Illinois State tied for fifth-most sacks in Bison single-game history
- Tabbed 2020 Honorable Mention All-MVFC after tying for the team lead in sacks (4.5) to go with 34 tackles and 6.5 tackles for loss

### PERSONAL

- Two-year starter and three-year letterman at Lakeville North High School (Minn.), totaling 138 tackles, 34 tackles for loss and 14.0 sacks
- Made 96 tackles with 22 tackles for loss, 9.0 sacks, two interceptions and a touchdown in 2018 to be named Associated Press First-Team All-State
- Academic All-State in track and field, competing in the shot put and discus
- Also played basketball
- Graduated from NDSU in May 2023 with a bachelor's degree in finance and earned a master's degree in business administration from NDSU in December 2024
- Has a sister, Riley, and a twin brother, Will, who was a teammate at NDSU

### ELI MOSTAERT'S COLLEGE DEFENSIVE STATISTICS

DATE	TEAM	GP	GS	TK	S	A	TACKLES				QBH	INTERCEPTIONS					O. FUMB				ST				MISC		
							TFL	YDS	SK	YDS		NO	YDS	LG	TD	PD	FF	FR	TD	YDS	TK	S	A	FF	FR	S	A
2019	North Dakota St.	2	0	0	0	0	0.0	0.0	0.0	0.0	0	0	0	0	0	0	0	1	0	0	0	0	0	0	0	0	0
2020	North Dakota St.	10	1	34	17	17	6.5	38.0	4.5	35.0	1	0	0	0	0	2	0	0	0	0	0	0	0	0	0	0	0
2021	North Dakota St.	15	0	44	22	22	10.0	54.0	7.5	50.0	2	0	0	0	0	2	0	0	0	0	0	0	0	0	0	0	0
2022	North Dakota St.	3	3	5	2	3	1.0	7.0	1.0	7.0	1	0	0	0	0	0	0	0	0	0	0	0	0	0	0	0	0
2023	North Dakota St.	15	15	37	17	20	4.0	10.0	0.5	3.0	5	1	35	35	1	2	0	0	0	0	0	0	0	0	0	0	0
2024	North Dakota St.	16	16	56	30	26	11.5	41.0	6.0	32.0	5	0	0	0	0	0	0	0	0	0	0	0	0	0	0	0	0
TOTALS		61	35	176	88	88	33.0	150.0	19.5	127.0	14	1	35	35	1	6	0	1	0	0	0	0	0	0	0	0	0



**COLLEGE 2024 GAME-BY-GAME STATISTICS (NORTH DAKOTA ST.)**

			TACKLES								INTERCEPTIONS					O. FUMB				ST				MISC				
DATE	OPPONENT	P/S	TK	S	A	SK	YDS	TFL	YDS	QBH	NO	YDS	LG	TD	PD	FF	FR	TD	YDS	TK	S	A	FF	FR	S	A	W/L	SCORE
08/29	at Colorado	S	5	4	1	0.0	0.0	0.0	0.0	0	0	0	0	0	0	0	0	0	0	0	0	0	0	0	0	0	L	26-31
09/07	Tennessee St.	S	1	0	1	0.0	0.0	0.0	0.0	1	0	0	0	0	0	0	0	0	0	0	0	0	0	0	0	0	W	52-3
09/14	at ETSU	S	3	3	0	0.0	0.0	1.0	1.0	0	0	0	0	0	0	0	0	0	0	0	0	0	0	0	0	0	W	38-35
09/21	Towson	S	1	0	1	0.0	0.0	0.0	0.0	1	0	0	0	0	0	0	0	0	0	0	0	0	0	0	0	0	W	41-24
09/28	at Illinois St.	S	3	2	1	2.0	14.0	2.0	14.0	0	0	0	0	0	0	0	0	0	0	0	0	0	0	0	0	0	W	42-10
10/05	North Dakota	S	4	2	2	0.0	0.0	1.0	1.0	1	0	0	0	0	0	0	0	0	0	0	0	0	0	0	0	0	W	41-17
10/12	at Southern Ill.	S	6	3	3	1.0	3.0	2.5	5.0	0	0	0	0	0	0	0	0	0	0	0	0	0	0	0	0	0	W	24-3
10/19	South Dakota St.	S	6	2	4	0.0	0.0	0.0	0.0	1	0	0	0	0	0	0	0	0	0	0	0	0	0	0	0	0	W	13-9
10/26	at Murray St.	S	4	3	1	0.0	0.0	0.0	0.0	0	0	0	0	0	0	0	0	0	0	0	0	0	0	0	0	0	W	59-6
11/02	UNI	S	2	1	1	0.0	0.0	1.0	1.0	0	0	0	0	0	0	0	0	0	0	0	0	0	0	0	0	0	W	42-19
11/16	Missouri St.	S	4	3	1	1.5	3.0	1.5	3.0	0	0	0	0	0	0	0	0	0	0	0	0	0	0	0	0	0	W	59-21
11/23	at South Dakota	S	5	1	4	0.5	5.0	0.5	5.0	0	0	0	0	0	0	0	0	0	0	0	0	0	0	0	0	0	L	28-29
12/07	Abilene Christian	S	5	3	2	1.0	7.0	2.0	11.0	0	0	0	0	0	0	0	0	0	0	0	0	0	0	0	0	0	W	51-31
12/14	Mercer	S	4	1	3	0.0	0.0	0.0	0.0	0	0	0	0	0	0	0	0	0	0	0	0	0	0	0	0	0	W	31-7
12/21	South Dakota St.	S	3	2	1	0.0	0.0	0.0	0.0	0	0	0	0	0	0	0	0	0	0	0	0	0	0	0	0	0	W	28-21
01/06	at Montana St.	S	0	0	0	0.0	0.0	0.0	0.0	1	0	0	0	0	0	0	0	0	0	0	0	0	0	0	0	0	W	35-32
2024 TOTALS		16-16	56	30	26	6.0	32.0	11.5	41.0	5	0	0	0	0	0	0	0	0	0	0	0	0	0	0	0	0	14-2	





# JABBAR MUHAMMAD | 37

POSITION: DEFENSIVE BACK

HT: 5-10 | WT: 185 | DOB: 12-28-2001

COLLEGE: OREGON

HOMETOWN: DESOTO, TEXAS

ACQ: UDFA-25

EXP: R

@jabbar7\_

@jabbar1

## KEY TRANSACTIONS

- Originally signed by Jacksonville as an undrafted free agent following the 2025 draft

## COLLEGE

- Played collegiately at Oklahoma State (2020-22), Washington (2023) and Oregon (2024)
- Started all 14 games at cornerback in 2024, earning All-Big Ten Second-Team honors from the media... Finished with 41 tackles (22 solo) while leading the Ducks and the Big Ten with 12 pass breakups
- Started all 15 games at Washington in 2023, finishing with 46 tackles, 19 passes defended five tackles for loss, three interceptions and 2.0 sacks... His 19 passes defended tied for second nationally and led the Pac 12... Tabbed Associated Press All-Pac 12 First-Team
- Registered 48 tackles (32 solo), nine pass breakups, one interception and one forced fumble at Oklahoma State in 2022
- Appeared in all 14 games in 2021 and posted 23 tackles (18 solo), three passes defended and half a sack
- Played in five games as a true freshman (2020)

## PERSONAL

- Three-year letterman at DeSoto (Texas)
- Produced 34 tackles and intercepted one pass in his senior campaign
- Totaled 32 tackles, 18 pass breakups and five interceptions as a junior to be named First-Team All-District
- Also ran as a sprinter on the DeSoto track and field team

## JABBAR MUHAMMAD'S COLLEGE DEFENSIVE STATISTICS

DATE	TEAM	GP	GS	TK	S	A	TACKLES				INTERCEPTIONS					O. FUMB					ST				MISC		
							TFL	YDS	SK	YDS	QBH	NO	YDS	LG	TD	PD	FF	FR	TD	YDS	TK	S	A	FF	FR	S	A
2020	Oklahoma St.	6	0	1	1	0	0.0	0.0	0.0	0.0	0	0	0	0	0	0	0	0	0	0	0	0	0	0	0	0	0
2021	Oklahoma St.	14	1	23	18	5	0.5	4.0	0.5	4.0	1	0	0	0	0	3	0	0	0	0	0	0	0	0	0	0	0
2022	Oklahoma St.	12	12	48	32	16	0.5	1.0	0.0	0.0	0	1	0	0	0	9	1	0	0	0	0	0	0	0	0	0	0
2023	Washington	15	15	46	41	5	5.0	21.0	2.0	13.0	0	3	53	42	0	15	0	1	0	0	0	0	0	0	0	0	0
2024	Oregon	14	14	41	22	19	0.5	1.0	0.0	0.0	0	0	0	0	0	12	0	0	0	0	0	0	0	0	0	0	0
TOTALS		61	42	159	114	45	6.5	27.0	2.5	17.0	1	4	53	42	0	39	1	1	0	0	0	0	0	0	0	0	0

## COLLEGE 2024 GAME-BY-GAME STATISTICS (OREGON)

			TACKLES								INTERCEPTIONS					O. FUMB				ST				MISC				
DATE	OPPONENT	P/S	TK	S	A	SK	YDS	TFL	YDS	QBH	NO	YDS	LG	TD	PD	FF	FR	TD	YDS	TK	S	A	FF	FR	S	A	W/L	SCORE
08/31	Idaho	S	2	1	1	0.0	0.0	0.0	0.0	0	0	0	0	0	0	0	0	0	0	0	0	0	0	0	0	0	W	24-14
09/07	Boise St.	S	6	2	4	0.0	0.0	0.5	1.0	0	0	0	0	0	3	0	0	0	0	0	0	0	0	0	0	0	W	37-34
09/14	at Oregon St.	S	5	3	2	0.0	0.0	0.0	0.0	0	0	0	0	0	1	0	0	0	0	0	0	0	0	0	0	0	W	49-14
09/28	at UCLA	S	0	0	0	0.0	0.0	0.0	0.0	0	0	0	0	0	2	0	0	0	0	0	0	0	0	0	0	0	W	34-13
10/04	Michigan St.	S	2	1	1	0.0	0.0	0.0	0.0	0	0	0	0	0	0	0	0	0	0	0	0	0	0	0	0	0	W	31-10
10/12	Ohio St.	S	4	2	2	0.0	0.0	0.0	0.0	0	0	0	0	0	0	0	0	0	0	0	0	0	0	0	0	0	W	32-31
10/18	at Purdue	S	2	2	0	0.0	0.0	0.0	0.0	0	0	0	0	0	1	0	0	0	0	0	0	0	0	0	0	0	W	35-0
10/26	Illinois	S	1	1	0	0.0	0.0	0.0	0.0	0	0	0	0	0	0	0	0	0	0	0	0	0	0	0	0	0	W	38-9
11/02	at Michigan	S	6	3	3	0.0	0.0	0.0	0.0	0	0	0	0	0	1	0	0	0	0	0	0	0	0	0	0	0	W	38-17
11/09	Maryland	S	1	1	0	0.0	0.0	0.0	0.0	0	0	0	0	0	1	0	0	0	0	0	0	0	0	0	0	0	W	39-18
11/16	at Wisconsin	S	2	1	1	0.0	0.0	0.0	0.0	0	0	0	0	0	0	0	0	0	0	0	0	0	0	0	0	0	W	16-13
11/30	Washington	S	2	0	2	0.0	0.0	0.0	0.0	0	0	0	0	0	0	0	0	0	0	0	0	0	0	0	0	0	W	49-21
12/07	Penn St.	S	3	2	1	0.0	0.0	0.0	0.0	0	0	0	0	0	2	0	0	0	0	0	0	0	0	0	0	0	W	45-37
01/01	Ohio St.	S	5	3	2	0.0	0.0	0.0	0.0	0	0	0	0	0	1	0	0	0	0	0	0	0	0	0	0	0	L	21-41
2024 TOTALS		14-14	41	22	19	0.0	0.0	0.5	1.0	0	0	0	0	0	12	0	0	0	0	0	0	0	0	0	0	0	0	13-1





## NICK MULLENS | 14

**POSITION:** QUARTERBACK  
**HT:** 6-0 | **WT:** 210 | **DOB:** 3-21-1995  
**COLLEGE:** SOUTHERN MISSISSIPPI  
**HOMETOWN:** HOOVER, ALA.  
**ACQ:** UFA (MIN)-'25  
**EXP:** 7th YEAR

 @NickMullens  
 @nickmullens

### KEY TRANSACTIONS

- Signed as an undrafted free agent by the San Francisco 49ers following the 2017 NFL Draft
- Signed by the 49ers to the practice squad on 9/3/17
- Signed by the 49ers from the practice squad to the active roster on 9/26/18
- Re-signed with 49ers on 5/1/20
- Signed by the Philadelphia Eagles on 6/17/21
- Released by the Eagles on 8/28/21
- Signed by the Cleveland Browns to the practice squad on 9/1/21
- Signed by the Browns from the practice squad to the active roster on 1/5/22
- Signed by the Las Vegas Raiders on 4/4/22
- Acquired by the Minnesota Vikings via trade with the Raiders on 8/22/22
- Re-signed by the Vikings on 3/14/23
- Signed with Jacksonville on 3/13/25

### PRO

#### 2024 (Vikings)

- Saw action in four games and completed two-of-two passes for 38 yards

#### 2023 (Vikings)

- Started three of the five games in which he appeared for the Vikings and completed 100-of-148 passes for 1,306 yards and seven touchdowns... His three games with at least 300 passing yards were the most in a single season in his career
- **1/7 at DET:** Completed 30-of-33 passes for 396 yards and two touchdowns
- **12/24 vs. DET:** Completed 22-of-36 passes for 411 yards, tallying the second 400-yard passing game of his career and the first since 2018
- **12/16 at CIN:** Made his first career start for the Vikings, completing 26-of-33 for 303 yards and two touchdowns

#### 2022 (Vikings)

- Saw action in four games and completed 21-25 passes for 224 yards and one touchdown
- **1/8 vs. CHI:** Completed 11-of-13 passes for 116 passing yards
- **1/1 at G.B.:** Completed four-of-four passes for 57 yards and one touchdown, his first touchdown pass as a Viking and 27th of his career

#### 2021 (Browns)

- Started one game after spending the majority of the season on the team's practice squad
- **12/20 vs. L.V.:** Completed 20-of-30 attempts for 147 yards with one touchdown in his only start as a Brown

#### 2020 (49ers)

- Appeared in a career-high 10 games (eight starts) and set career-highs in passing yards (2,445), pass attempts (326) and completions (211)
- **12/7 vs. BUF:** Completed 26-of-39 passes for 316 yards and a single-game career-high-tying three touchdowns
- **11/5 vs. G.B.:** Completed 22-of-35 passes for 291 yards and one touchdown
- **9/27 at NYG:** Completed 25-of-36 passes for 343 yards and one touchdown

#### 2019 (49ers)

- Appeared in one contest
- **10/27 vs. CAR:** Logged three rush attempts

#### 2018 (49ers)

- Started eight contests and completed 176-of-274 passes for 2,277 yards and a career-high 13 touchdowns
- **12/30 at LAR:** Completed 23-of-33 attempts for 282 yards and a career-high-tying three touchdowns... Posted his second career game with three passing touchdowns to become the first quarterback in 49ers history to log multiple three-passing touchdown games within their first two seasons since 2000
- **12/2 at SEA:** Completed 30-of-48 passes for a career-high 414 yards and two touchdowns... Became the first 49ers quarterback to throw for 400-plus yards since 2013



- **11/1 vs. OAK:** Completed 16-of-22 attempts for 262 yards and a career-high three touchdowns... Posted a career-best 151.9 passer rating, the second-highest by a quarterback in their NFL debut since 1973 (min. 15 attempts)... Joined Pro Football Hall of Famers Jim Kelly (1986) and Fran Tarkenton (1961) as the only players in NFL history to record 250-plus yards, three-plus touchdowns and zero interceptions in their NFL debut

## 2017 (49ers)

- Spent the season on the team's practice squad

## COLLEGE

- Played in 44 games with 41 starts at Southern Mississippi from 2013-16, completing 928-of-1,546 attempts for 11,994 yards and 87 touchdowns
- In 2016, started 11 contests and completed 243-of-384 attempts for 3,272 yards and 24 touchdowns
- Named the 2015 Conference USA Offensive Player of the Year after starting 14 contests and setting single-season school records for passing yards (4,476) and touchdown passes (38)
- In 2014, started 10 games and completed 218-of-365 attempts for 2,470 passing yards and 12 touchdowns
- As a freshman in 2013, appeared in nine games (six starts) and passed for 1,776 yards and 13 touchdowns while earning Conference USA All-Freshman honors

## PERSONAL

- Son of Suzanne and Mark Mullens
- Has an older brother, Frank, and an older sister, Heather
- Uncle, Scott Tabor, played baseball at Arkansas, while grandpa, Ernie Tabor, played Major League baseball for the Philadelphia Phillies
- Majored in marketing
- Attended Spain Park (Ala.) High School and recorded 8,605 career passing yards and 40 touchdowns
- Finished his prep career with the seventh-most passing yards in AHSAA history

### NICK MULLENS' NFL REGULAR SEASON PASSING STATISTICS

DATE	TEAM	GP	GS	ATT.	CMP.	PCT.	YDS	AVG.	TD	INT.	LG	SK	LST	RATE
2017	49ers	0	0	0	0	0.0	0	0.0	0	0	0	0	0	0.0
2018	49ers	8	8	274	176	64.2	2,277	8.3	13	10	85t	17	127	90.8
2019	49ers	1	0	0	0	0.0	0	0.0	0	0	0	0	0	0.0
2020	49ers	10	8	326	211	64.7	2,437	7.5	12	12	49	19	139	84.1
2021	Browns	1	1	30	20	66.7	147	4.9	1	0	25	0	0	89.2
2022	Vikings	4	0	25	21	84.0	224	9.0	1	1	37	0	0	100.7
2023	Vikings	5	3	148	100	67.6	1,306	8.8	7	8	47	12	105	88.4
2024	Vikings	4	0	2	2	100.0	38	19.0	0	0	24	0	0	118.8
<b>TOTALS</b>		<b>33</b>	<b>20</b>	<b>805</b>	<b>530</b>	<b>65.8</b>	<b>6,429</b>	<b>8.0</b>	<b>34</b>	<b>31</b>	<b>85T</b>	<b>48</b>	<b>371</b>	<b>88.3</b>

### NICK MULLENS' NFL REGULAR SEASON RUSHING STATISTICS

DATE	TEAM	NO.	YDS.	AVG.	LG	TD
2017	49ers	0	0	0.0	0	0
2018	49ers	18	-16	-0.9	2	0
2019	49ers	3	-3	-1.0	0	0
2020	49ers	9	8	0.9	7	0
2021	Browns	0	0	0.0	0	0
2022	Vikings	4	8	2.0	4	0
2023	Vikings	10	25	2.5	6	0
2024	Vikings	3	-2	-0.7	0	0
<b>TOTALS</b>		<b>47</b>	<b>20</b>	<b>0.4</b>	<b>7</b>	<b>0</b>

### NICK MULLENS' NFL REGULAR SEASON PASSING/RUSHING STATISTICS

DATE	TEAM	GP	GS	ATT.	CMP.	PCT.	PASSING								RUSHING				
							YDS	AVG.	TD	INT.	LG	SK	LST	RATE	NO.	YDS.	AVG.	LG	TD
2017	49ers	0	0	0	0	0.0	0	0.0	0	0	0	0	0	0.0	0	0	0.0	0	0
2018	49ers	8	8	274	176	64.2	2,277	8.3	13	10	85t	17	127	90.8	18	-16	-0.9	2	0
2019	49ers	1	0	0	0	0.0	0	0.0	0	0	0	0	0	0.0	3	-3	-1.0	0	0
2020	49ers	10	8	326	211	64.7	2,437	7.5	12	12	49	19	139	84.1	9	8	0.9	7	0
2021	Browns	1	1	30	20	66.7	147	4.9	1	0	25	0	0	89.2	0	0	0.0	0	0
2022	Vikings	4	0	25	21	84.0	224	9.0	1	1	37	0	0	100.7	4	8	2.0	4	0
2023	Vikings	5	3	148	100	67.6	1,306	8.8	7	8	47	12	105	88.4	10	25	2.5	6	0
2024	Vikings	4	0	2	2	100.0	38	19.0	0	0	24	0	0	118.8	3	-2	-0.7	0	0
<b>TOTALS</b>		<b>33</b>	<b>20</b>	<b>805</b>	<b>530</b>	<b>65.8</b>	<b>6,429</b>	<b>8.0</b>	<b>34</b>	<b>31</b>	<b>85T</b>	<b>48</b>	<b>371</b>	<b>88.3</b>	<b>47</b>	<b>20</b>	<b>0.4</b>	<b>7</b>	<b>0</b>





### SINGLE-GAME HIGHS: QUARTERBACK

<b>Pass Attempts</b>	48 at Seattle Seahawks, Dec 02, 2018 45 vs. Washington Football Team, Dec 13, 2020	<b>Completion Percentage</b>	78.8 at Cincinnati Bengals, Dec 16, 2023 72.7 vs. Oakland Raiders, Nov 01, 2018
<b>Pass Completions</b>	30 at Detroit Lions, Jan 07, 2024 30 at Seattle Seahawks, Dec 02, 2018	<b>Passer Rating</b>	151.9 vs. Oakland Raiders, Nov 01, 2018 128.4 at Seattle Seahawks, Nov 01, 2020
<b>Yards Passing</b>	414 at Seattle Seahawks, Dec 02, 2018 411 vs. Detroit Lions, Dec 24, 2023	<b>Rush Attempts</b>	6 at Cincinnati Bengals, Dec 16, 2023 5 vs. Denver Broncos, Dec 09, 2018
<b>TD Passes</b>	3 vs. Buffalo Bills, Dec 07, 2020 3 at Los Angeles Rams, Dec 30, 2018 ...1 more at 3.	<b>Rushing Yards</b>	10 at Cincinnati Bengals, Dec 16, 2023 8 at Detroit Lions, Jan 07, 2024 ...1 more at 8.
<b>Long Passes</b>	85t vs. Denver Broncos, Dec 09, 2018 75t at Seattle Seahawks, Dec 02, 2018	<b>Longest Runs</b>	7 at Dallas Cowboys, Dec 20, 2020 6 at Detroit Lions, Jan 07, 2024 ...1 more at 6.

### 300-YARD PASSING GAMES (7): REGULAR SEASON

DATE	TEAM	NO.	YDS.	AVG.	LG	TD
12/02/18	at Seahawks	30	414	13.8	75t	2
12/09/18	BRONCOS	20	332	16.6	85t	2
09/27/20	at Giants	25	343	13.7	26	1
12/07/20	BILLS	26	316	12.2	49	3
12/16/23	at Bengals	26	303	11.7	37t	2
12/24/23	LIONS	22	411	18.7	47	2
01/07/24	at Lions	30	396	13.2	42t	2

### 2024 GAME-BY-GAME REGULAR-SEASON STATISTICS (VIKINGS)

			PASSING											RUSHING					
DATE	OPPONENT	P/S	ATT	CMP	YDS	PCT	Y/A	Y/C	TD	INT	LG	SK/YD	RATE	ATT	YDS	LG	TD	W/L	SCORE
09/08	at Giants	P	0	0	0	0.0	0.0	DID NOT PLAY (NON-INJURY)						1	0	0	0	W	28-6
09/15	49ers							DID NOT PLAY (NON-INJURY)										W	23-17
09/22	Texans							0.0	0	0	0	0/0	0.0					W	34-7
09/29	at Packers	P	1	1	24	100.0	24.0	DID NOT PLAY (NON-INJURY)						0	0	0	0	W	31-29
10/06	Jets							DID NOT PLAY (NON-INJURY)										W	23-17
10/20	Lions							DID NOT PLAY (NON-INJURY)										L	29-31
10/24	at Rams							DID NOT PLAY (NON-INJURY)										L	20-30
11/03	Colts							DID NOT PLAY (NON-INJURY)										W	21-13
11/10	at Jaguars							DID NOT PLAY (NON-INJURY)										W	12-7
11/17	at Titans							DID NOT PLAY (NON-INJURY)										W	23-13
11/24	at Bears	P	1	1	14	100.0	14.0	14.0	0	0	14	0/0	118.8	0	0	0	0	W	30-27+
12/01	Cardinals	P	0	0	0	0.0	0.0	DID NOT PLAY (NON-INJURY)						2	-2	-1	0	W	23-22
12/08	Falcons							DID NOT PLAY (NON-INJURY)										W	42-21
12/16	Bears							DID NOT PLAY (NON-INJURY)										W	30-12
12/22	at Seahawks							DID NOT PLAY (NON-INJURY)										W	27-24
12/29	Packers							DID NOT PLAY (NON-INJURY)										W	27-25
01/05	at Lions							DID NOT PLAY (NON-INJURY)										L	9-31
2024 TOTALS		4-0	2	2	38	100.0	19.0	19.0	0	0	24	0/0	118.8	3	-2	0	0	14-3	

+ - Overtime

### 2022 GAME-BY-GAME REGULAR-SEASON STATISTICS (VIKINGS)

PASSING														RUSHING						
DATE	OPPONENT	P/S	ATT	CMP	YDS	PCT	Y/A	Y/C	TD	INT	LG	SK/YD	RATE	ATT	YDS	LG	TD	W/L	SCORE	
09/11	Packers								DID NOT PLAY (NON-INJURY)										W	23-7
09/19	at Eagles								DID NOT PLAY (NON-INJURY)										L	7-24
09/25	Lions								DID NOT PLAY (NON-INJURY)										W	28-24
10/02	at Saints								DID NOT PLAY (NON-INJURY)										W	28-25
10/09	Bears								DID NOT PLAY (NON-INJURY)										W	29-22
10/16	at Dolphins								DID NOT PLAY (NON-INJURY)										W	24-16
2022 TOTALS		0-0	0	0	0	0.0	0.0	0.0	0	0	0	0/0	0.0	0	0	0	0	5-1		





## CHAD MUMA | 48

POSITION: LINEBACKER

HT: 6-3 | WT: 239 | DOB: 8-18-1999

COLLEGE: WYOMING

HOMETOWN: LONE TREE, COLO.

ACQ: D3-'22

EXP: 4th YEAR

 @chad\_muma

 @chad\_muma

### KEY TRANSACTIONS

- Originally drafted by Jacksonville in the third round (70th overall) in the 2022 draft

### PRO

#### 2024 (Jaguars)

- Saw action in all 17 games and made three starts... Totaled 30 tackles (11 solo)... Recorded two tackles (one solo) on special teams
- 10/20 vs. N.E.:** Started at linebacker and posted one solo tackle
- 9/29 at HOU:** Started at linebacker and recorded eight tackles (three solo)
- 9/23 at BUF:** Recorded seven tackles (two solo)

#### 2023 (Jaguars)

- Played in 17 games (two starts) and recorded 12 tackles (five solo) and two passes defended... Added three solo tackles on special teams
- 11/12 vs. S.F.:** Recorded two tackles on special teams
- 10/8 at BUF:** Started at linebacker and recorded three solo tackles... Posted one tackle on special teams
- 10/1 vs. ATL:** Started at linebacker and posted a season-high seven tackles (three solo) and two passes defended

#### 2022 (Jaguars)

- Saw action in 16 regular-season games (two starts) and both postseason games... In the regular season, he posted 37 tackles (22 solo), three tackles for loss, three quarterback hits, 1.5 sacks and one pass defended... On special teams, he posted nine tackles (five solo)... In the postseason, he posted three solo tackles
- 1/7 vs. TEN:** Saw action at linebacker and on special teams and posted seven tackles (five solo), including one tackle for loss
- 12/4 at DET:** Started at linebacker and posted 11 tackles (seven solo) and 1.5 sack
- 11/27 vs. BAL:** Made his first career start at linebacker and played all 72 defensive snaps and nine special teams snaps... Posted career highs in tackles (nine) and solo tackles (four)

### COLLEGE

- Named 2021 Second-Team All-American by both the Walter Camp Football Foundation and Pro Football Focus (PFF)
- 2021 Third-Team All-America selection by Associated Press
- One of only six national finalists for the 2021 Butkus Award, honoring the nation's best linebacker, and one of 18 national semifinalists for the Chuck Bednarik Award, recognizing the nation's outstanding defensive player
- Ranked No. 3 in the nation in solo tackles (6.5 per game) and ranked No. 4 in the nation in total tackles (10.9 per game) for the 2021 season
- Tied for No. 2 in the nation in interceptions returned for touchdowns, with two pick-sixes on the year
- Credited with 142 tackles for the 2021 season, which ranked as the fourth-best single-season total in school history
- Tallied 267 career total tackles
- Elected a team captain as both a junior and senior at Wyoming

### PERSONAL

- He and his wife Alyssa were married in the summer of 2024
- Majored in mechanical engineering
- Named to the National Football Foundation Hampshire Honor Society in 2022
- Earned Academic All-Mountain West Conference honors four consecutive years
- The son of former Wyoming Cowboy Ty Muma, who lettered for the Cowboys in 1990 and '91

### CHAD MUMA'S NFL REGULAR SEASON DEFENSIVE STATISTICS

DATE	TEAM	GP	GS	TACKLES					INTERCEPTIONS					O. FUMB					ST					MISC			
				TK	S	A	TFL	YDS	SK	YDS	QBH	NO	YDS	LG	TD	PD	FF	FR	TD	YDS	TK	S	A	FF	FR	S	A
2022	Jaguars	16	2	37	22	15	3	4	1.5	2.0	3	0	0	0	0	1	0	0	0	0	9	5	4	0	0	0	0
2023	Jaguars	17	2	12	5	7	0	0	0.0	0.0	0	0	0	0	0	2	0	0	0	0	3	3	0	0	0	0	0
2024	Jaguars	17	3	30	11	19	0	0	0.0	0.0	0	0	0	0	0	0	0	0	0	0	2	1	1	0	0	0	0
NFL TOTALS		50	7	79	38	41	3	4	1.5	2.0	3	0	0	0	0	3	0	0	0	0	14	9	5	0	0	0	0



# CHAD MUMA'S NFL POSTSEASON DEFENSIVE STATISTICS

			TACKLES										INTERCEPTIONS						O. FUMB						ST						MISC			
DATE	TEAM	GP	GS	TK	S	A	TFL	YDS	SK	YDS	QBH	NO	YDS	LG	TD	PD	FF	FR	TD	YDS	TK	S	A	FF	FR	S	A							
2022	Jaguars	2	0	3	3	0	0	0	0.0	0.0	0	0	0	0	0	0	0	0	0	0	0	0	0	0	0	0	0							
NFL TOTALS		2	0	3	3	0	0	0	0.0	0.0	0	0	0	0	0	0	0	0	0	0	0	0	0	0	0	0	0							

## SINGLE-GAME HIGHS: DEFENSIVE

<b>Total Tackles</b>	11 at Detroit Lions, Dec 04, 2022	<b>Passes Defensed</b>	2 vs. Atlanta Falcons, Oct 01, 2023
	9 vs. Baltimore Ravens, Nov 27, 2022		1 vs. Las Vegas Raiders, Nov 06, 2022
<b>Solo Tackles</b>	7 at Detroit Lions, Dec 04, 2022	<b>Tackles For Loss</b>	2 at Detroit Lions, Dec 04, 2022
	5 vs. Tennessee Titans, Jan 07, 2023	<b>Special Teams Tackles</b>	3 vs. Indianapolis Colts, Sep 18, 2022
<b>Sacks</b>	1.5 at Detroit Lions, Dec 04, 2022		2 vs. San Francisco 49ers, Nov 12, 2023
			...1 more at 2.

## SINGLE-GAME HIGHS - POSTSEASON: DEFENSIVE

<b>Total Tackles</b>	3 vs. Los Angeles Chargers, Jan 14, 2023	<b>Solo Tackles</b>	3 vs. Los Angeles Chargers, Jan 14, 2023
----------------------	--	---------------------	--

## 2024 GAME-BY-GAME REGULAR-SEASON STATISTICS (JAGUARS)

			TACKLES									INTERCEPTIONS						O. FUMB				ST					MISC			
DATE	OPPONENT	P/S	TK	S	A	SK	YDS	TFL	YDS	QBH	NO	YDS	LG	TD	PD	FF	FR	TD	YDS	TK	S	A	FF	FR	S	A	W/L	SCORE		
09/08	at Dolphins	P	2	0	2	0.0	0.0	0	0	0	0	0	0	0	0	0	0	0	0	0	0	0	0	0	0	0	L	17-20		
09/15	Browns	P	0	0	0	0.0	0.0	0	0	0	0	0	0	0	0	0	0	0	0	1	0	1	0	0	0	0	L	13-18		
09/23	at Bills	P	7	2	5	0.0	0.0	0	0	0	0	0	0	0	0	0	0	0	0	0	0	0	0	0	0	0	L	10-47		
09/29	at Texans	S	8	3	5	0.0	0.0	0	0	0	0	0	0	0	0	0	0	0	0	0	0	0	0	0	0	0	L	20-24		
10/06	Colts	P	5	3	2	0.0	0.0	0	0	0	0	0	0	0	0	0	0	0	0	0	0	0	0	0	0	0	W	37-34		
10/13	at Bears	P	4	2	2	0.0	0.0	0	0	0	0	0	0	0	0	0	0	0	0	0	0	0	0	0	0	0	L	16-35		
10/20	Patriots	S	1	1	0	0.0	0.0	0	0	0	0	0	0	0	0	0	0	0	0	0	0	0	0	0	0	0	W	32-16		
10/27	Packers	P	0	0	0	0.0	0.0	0	0	0	0	0	0	0	0	0	0	0	0	0	0	0	0	0	0	0	L	27-30		
11/03	at Eagles	P	0	0	0	0.0	0.0	0	0	0	0	0	0	0	0	0	0	0	0	0	0	0	0	0	0	0	L	23-28		
11/10	Vikings	P	0	0	0	0.0	0.0	0	0	0	0	0	0	0	0	0	0	0	0	0	0	0	0	0	0	0	L	7-12		
11/17	at Lions	P	2	0	2	0.0	0.0	0	0	0	0	0	0	0	0	0	0	0	0	1	1	0	0	0	0	0	L	6-52		
12/01	Texans	P	0	0	0	0.0	0.0	0	0	0	0	0	0	0	0	0	0	0	0	0	0	0	0	0	0	0	L	20-23		
12/08	at Titans	P	0	0	0	0.0	0.0	0	0	0	0	0	0	0	0	0	0	0	0	0	0	0	0	0	0	0	W	10-6		
12/15	Jets	P	0	0	0	0.0	0.0	0	0	0	0	0	0	0	0	0	0	0	0	0	0	0	0	0	0	0	L	25-32		
12/22	at Raiders	P	0	0	0	0.0	0.0	0	0	0	0	0	0	0	0	0	0	0	0	0	0	0	0	0	0	0	L	14-19		
12/29	Titans	S	0	0	0	0.0	0.0	0	0	0	0	0	0	0	0	0	0	0	0	0	0	0	0	0	0	0	W	20-13		
01/05	at Colts	P	1	0	1	0.0	0.0	0	0	0	0	0	0	0	0	0	0	0	0	0	0	0	0	0	0	0	L	23-26+		
2024 TOTALS		17-3	30	11	19	0.0	0.0	0	0	0	0	0	0	0	0	0	0	0	0	2	1	1	0	0	0	0	0	4-13		

+ - Overtime





## JOHNNY MUNDT | 86

POSITION: TIGHT END

HT: 6-4 | WT: 243 | DOB: 11-23-1994

COLLEGE: OREGON

HOMETOWN: MODESTO, CALIF.

ACQ: UFA (MIN)-'25

EXP: 8th YEAR

 @JMundt83

 @jmundt\_

### KEY TRANSACTIONS

- Signed as an undrafted free agent by the Los Angeles Rams on 5/3/17
- Signed by the Rams to the practice squad on 9/4/17
- Signed a contract with the Rams on 1/7/18
- Signed a contract with the Rams on 3/16/20
- Signed a contract with the Rams on 3/18/21
- Signed by Minnesota on 3/15/22
- Re-signed by Minnesota on 3/11/24
- Signed with Jacksonville on 3/13/25

### PRO

#### 2024 (Vikings)

- Started three of the 17 regular-season games he appeared in, recording 19 receptions for 142 yards and a career-high two touchdowns
- **12/1 vs. ARI:** Recorded 22 yards and one touchdown on two receptions... His touchdown was his second of the season, marking the first season of his career with multiple receiving touchdowns
- **10/6 vs. NYJ:** Caught two passes for 31 yards, marking his fifth-straight game with at least one reception... One of seven tight ends in the NFC with a reception in each of his team's first five games to start the season
- **9/22 vs. HOU:** Hauled in one reception, a two-yard receiving touchdown

#### 2023 (Vikings)

- Played in all 17 games and recorded a single-season career-high 172 yards on 17 receptions
- **1/7 at DET:** Posted single-game career highs in both receptions (five) and receiving yards (58)... His 32-yard reception marked the second-longest of his career
- **12/31 vs. G.B.:** Produced 39 yards and one touchdown on four receptions... His 39 receiving yards marked the third-most of his career

#### 2022 (Vikings)

- Appeared in all 17 regular-season games (12 starts) and recorded 140 yards and one touchdown on 19 receptions... Saw action in the NFC Wild Card game and recorded 12 yards on one reception
- **10/30 vs. ARI:** Registered his first NFL receiving touchdown
- **9/11 vs. G.B.:** Made his first start with the Vikings and tallied three receptions for 17 yards

#### 2021 (Rams)

- Played in six games before being placed on the Reserve/Injured list... Caught one pass, a nine-yard reception, and played 81 snaps on special teams

#### 2020 (Rams)

- Appeared in 16 regular-season games with one start at tight end and hauled in four receptions for 53 yards, averaging 13.3 yards per reception... Played 266 snaps on special teams
- **10/26 vs. CHI:** Started at tight end and posted 48 yards on three receptions... His 48 receiving yards marked the second-most of his career

#### 2019 (Rams)

- Appeared in 13 games (two starts) and finished the season with 26 yards on four receptions
- **11/17 vs. CHI:** Made his first career start

#### 2018 (Rams)

- Appeared in 10 regular-season games and three postseason contests, including Super Bowl LIII
- **12/30 vs. S.F.:** Hauled in his first career reception and contributed on special teams

#### 2017 (Rams)

- Spent Weeks 1-9 on the Rams' practice squad before being signed to the active roster for two games (Week 10 vs. Houston and Week 11 vs. Minnesota)



## COLLEGE

- Played in 47 games at Oregon (2013-16) and totaled 46 receptions for 683 yards and eight touchdowns
- Earned Pac-12 All-Conference Honorable Mention and Dudley Randolph Clarke Memorial Award for the team's most improved player in 2016
- Named to the John Mackey Award Watch List (Nation's Top Tight End) in 2015
- Recipient of the program's Len Casanova Award as the team's first-year player who exemplified the ideals and inspiration of the program's former head football coach and athletics director

## PERSONAL

- Married his wife, Mariah, in 2019
- Applied Economics, Business and Society major while at Oregon
- Attended Central Catholic High School (Modesto, Calif.) and was a two-time first-team MaxPrep Division IV All-State tight end
- Helped Central Catholic to the IV state championship his senior year and a 14-2 mark to be named Western Athletic League MVP
- Listed 10th among the nation's tight end prospects in high school by ESPN.com
- Enjoys mountain biking, cooking, video games and occasionally plays guitar
- Family farms walnuts

### JOHNNY MUNDT'S NFL REGULAR SEASON RUSHING/RECEIVING STATISTICS

DATE	TEAM	GP	GS	RECEIVING					RUSHING				
				NO.	YDS.	AVG.	LG	TD	NO.	YDS.	AVG.	LG	TD
2017	Rams	2	0	0	0	0.0	0	0	0	0	0.0	0	0
2018	Rams	10	0	1	5	5.0	5	0	0	0	0.0	0	0
2019	Rams	13	2	4	26	6.5	9	0	0	0	0.0	0	0
2020	Rams	16	1	4	53	13.3	34	0	0	0	0.0	0	0
2021	Rams	6	0	1	9	9.0	9	0	0	0	0.0	0	0
2022	Vikings	17	12	19	140	7.4	17	1	0	0	0.0	0	0
2023	Vikings	17	0	17	172	10.1	32	1	0	0	0.0	0	0
2024	Vikings	17	3	19	142	7.5	20	2	0	0	0.0	0	0
NFL TOTALS		98	18	65	547	8.4	34	4	0	0	0.0	0	0

### JOHNNY MUNDT'S NFL POSTSEASON RUSHING/RECEIVING STATISTICS

DATE	TEAM	GP	GS	RECEIVING					RUSHING				
				NO.	YDS.	AVG.	LG	TD	NO.	YDS.	AVG.	LG	TD
2018	Rams	3	0	0	0	0.0	0	0	0	0	0.0	0	0
2020	Rams	2	0	0	0	0.0	0	0	0	0	0.0	0	0
2021	Rams	0	0	0	0	0.0	0	0	0	0	0.0	0	0
2022	Vikings	1	0	1	12	12.0	12	0	0	0	0.0	0	0
2024	Vikings	1	1	2	28	14.0	22	0	0	0	0.0	0	0
NFL TOTALS		7	1	3	40	13.3	22	0	0	0	0.0	0	0

### SINGLE-GAME HIGHS: RUSHING/RECEIVING

Receptions	5 at Detroit Lions, Jan 07, 2024	Kickoff Returns	1 vs. New England Patriots, Nov 24, 2022
	4 vs. Detroit Lions, Oct 20, 2024		Special Teams Tackles
	...1 more at 4.		2 at Pittsburgh Steelers, Nov 10, 2019
Receiving Yards	58 at Detroit Lions, Jan 07, 2024	Most TDs	1 at Las Vegas Raiders, Dec 10, 2023
	48 vs. Chicago Bears, Oct 26, 2020		...5 more at 1.
	11.6 at Detroit Lions, Jan 07, 2024		1 vs. Arizona Cardinals, Dec 01, 2024
Receiving Average	16.0 vs. Chicago Bears, Oct 26, 2020	Miscellaneous Tackles	1 vs. Houston Texans, Sep 22, 2024
	11.6 at Detroit Lions, Jan 07, 2024		...2 more at 1.
	34 vs. Chicago Bears, Oct 26, 2020		1 vs. Green Bay Packers, Dec 31, 2023
Longest Receptions	32 at Detroit Lions, Jan 07, 2024	Scrimmage Yards	58 at Detroit Lions, Jan 07, 2024
	1 vs. Arizona Cardinals, Dec 01, 2024		48 vs. Chicago Bears, Oct 26, 2020
	1 vs. Houston Texans, Sep 22, 2024		
Receiving TDs	...2 more at 1.		
All-Purpose Yards	58 at Detroit Lions, Jan 07, 2024		
	48 vs. Chicago Bears, Oct 26, 2020		

### SINGLE-GAME HIGHS - POSTSEASON: RECEIVING

Receptions	2 at Los Angeles Rams, Jan 13, 2025	All-Purpose Yards	28 at Los Angeles Rams, Jan 13, 2025
	1 vs. New York Giants, Jan 15, 2023		12 vs. New York Giants, Jan 15, 2023
Receiving Yards	12 vs. New York Giants, Jan 15, 2023	Special Teams Tackles	1 at Green Bay Packers, Jan 16, 2021
	22 at Los Angeles Rams, Jan 13, 2025		1 vs. New England Patriots, Feb 03, 2019
Longest Receptions	12 vs. New York Giants, Jan 15, 2023	Scrimmage Yards	12 vs. New York Giants, Jan 15, 2023





### 2024 GAME-BY-GAME REGULAR-SEASON STATISTICS (VIKINGS)

DATE	OPPONENT	P/S	RECEIVING					RUSHING					W/L	SCORE
			NO.	YDS.	AVG.	LG	TD	NO.	YDS.	AVG.	LG	TD		
09/08	at Giants	P	2	15	7.5	9	0	0	0	0.0	0	0	W	28-6
09/15	49ers	S	2	12	6.0	6	0	0	0	0.0	0	0	W	23-17
09/22	Texans	S	1	2	2.0	2t	1	0	0	0.0	0	0	W	34-7
09/29	at Packers	P	2	15	7.5	9	0	0	0	0.0	0	0	W	31-29
10/06	Jets	S	2	31	15.5	20	0	0	0	0.0	0	0	W	23-17
10/20	Lions	P	4	8	2.0	3	0	0	0	0.0	0	0	L	29-31
10/24	at Rams	P	1	10	10.0	10	0	0	0	0.0	0	0	L	20-30
11/03	Colts	P	0	0	0.0	0	0	0	0	0.0	0	0	W	21-13
11/10	at Jaguars	P	0	0	0.0	0	0	0	0	0.0	0	0	W	12-7
11/17	at Titans	P	1	13	13.0	13	0	0	0	0.0	0	0	W	23-13
11/24	at Bears	P	1	7	7.0	7	0	0	0	0.0	0	0	W	30-27+
12/01	Cardinals	P	2	22	11.0	18	1	0	0	0.0	0	0	W	23-22
12/08	Falcons	P	0	0	0.0	0	0	0	0	0.0	0	0	W	42-21
12/16	Bears	P	0	0	0.0	0	0	0	0	0.0	0	0	W	30-12
12/22	at Seahawks	P	0	0	0.0	0	0	0	0	0.0	0	0	W	27-24
12/29	Packers	P	1	7	7.0	7	0	0	0	0.0	0	0	W	27-25
01/05	at Lions	P	0	0	0.0	0	0	0	0	0.0	0	0	L	9-31
<b>2024 TOTALS</b>		<b>17-3</b>	<b>19</b>	<b>142</b>	<b>7.5</b>	<b>20</b>	<b>2</b>	<b>0</b>	<b>0</b>	<b>0.0</b>	<b>0</b>	<b>0</b>	<b>14-3</b>	

+ - Overtime

### 2024 GAME-BY-GAME POSTSEASON STATISTICS (VIKINGS)

DATE	OPPONENT	P/S	RECEIVING					RUSHING					W/L	SCORE
			NO.	YDS.	AVG.	LG	TD	NO.	YDS.	AVG.	LG	TD		
01/13	at Rams	S	2	28	14.0	22	0	0	0	0.0	0	0	L	9-27
<b>2024 TOTALS</b>		<b>1-1</b>	<b>2</b>	<b>28</b>	<b>14.0</b>	<b>22</b>	<b>0</b>	<b>0</b>	<b>0</b>	<b>0.0</b>	<b>0</b>	<b>0</b>	<b>0-1</b>	





## ERIC MURRAY | 29

POSITION: SAFETY

HT: 5-11 | WT: 199 | DOB: 1-7-1994

COLLEGE: MINNESOTA

HOMETOWN: MILWAUKEE, WIS.

ACQ: UFA (HOU)-'25

EXP: 10th YEAR

 @e\_murray21

### KEY TRANSACTIONS

- Drafted by the Kansas City Chiefs in the fourth round (106th overall) of the 2016 NFL Draft
- Acquired via trade by the Cleveland Browns from the Chiefs on 4/1/19
- Signed by the Houston Texans as an unrestricted free agent on 3/21/20
- Signed a contract extension with the Texans on 3/12/24
- Signed with Jacksonville on 3/13/25

### PRO

#### 2024 (Texans)

- Played in all 17 games (14 starts) and set career highs in tackles (74; 49 solo) and passes defended (10) along with two tackles for loss, two quarterback hits, one interception and 1.0 sack... Totaled 11 tackles (eight solo), two passes defended, one interception returned 38 yards for a touchdown and one quarterback hit in two postseason starts
- **1/11 vs. LAC:** Totaled seven tackles, one pass defended and one interception returned 38 yards for a touchdown in the Wildcard playoff win, becoming the fourth player in franchise history to return an interception for a touchdown in a playoff game
- **10/27 vs. IND:** Led the team in tackles (seven) and posted a career-high-tying three passes defended
- **10/13 vs. N.E.:** Recorded seven tackles, one pass defended and one interception, his first since 2021

#### 2023 (Texans)

- Appeared in six games (four starts) and registered 11 tackles (six solo) and a forced fumble along with two solo tackles on special teams
- **9/24 at JAX:** Started at safety and produced his second career forced fumble along with five tackles (three solo)

#### 2022 (Texans)

- Played in all 17 games and totaled 17 tackles (11 solo) and 10 special teams tackles (seven solo)

#### 2021 (Texans)

- Played in 16 games (11 starts) and totaled a then-career-high 73 defensive tackles (47 solo), four passes defended, three special teams tackles (one solo) and one interception
- **11/21 at TEN:** Posted a season-high 11 tackles (six solo) and one pass defended
- **11/7 at MIA:** Caught his second-career interception while tying for second on the team in tackles (eight)

#### 2020 (Texans)

- Started 14 games in his first season with the Texans and posted 71 total tackles (47 solo) while also adding four quarterback hits, 2.0 sacks, two tackles for loss, two passes defended and one forced fumble
- **12/13 at CHI:** Finished with a career-high 11 total tackles and 2.0 sacks, becoming the fifth defensive back since 1994 with at least 11 tackles and 2.0 sacks in a single game
- **9/27 at PIT:** Totaled five tackles, one quarterback hit and one pass defended and forced the first fumble of his career

#### 2019 (Browns)

- Saw action in nine games (four starts), finishing the season with 23 tackles (15 solo), three tackles for loss, 1.0 sack, one quarterback hit and one pass defended
- **10/27 at N.E.:** Logged the second sack of his career, dropping Patriots QB Tom Brady for a loss of four yards to force a punt

#### 2018 (Chiefs)

- Appeared in 15 games (nine starts), notching 55 tackles, two passes defended, one interception, one tackle for loss and one quarterback hit... Played in two playoff games and totaled seven tackles (five solo) on defense and three tackles (two solo) on special teams
- **10/1 at DEN:** Registered six tackles (five solo) and his first career interception

#### 2017 (Chiefs)

- Played in 14 games (two starts) and logged 30 total tackles (26 solo), five passes defended, two tackles for loss, 1.0 sack and one quarterback hit... Added six special teams tackles... Made one solo tackle in one postseason appearance
- **12/16 vs. LAC:** Produced his first career sack along with two tackles, a tackle for loss and a quarterback hit



- **9/17 vs. PHI:** Set season-highs in tackles (six) and passes defended (two)

## 2016 (Chiefs)

- Appeared in all 16 games of his rookie season, notching three solo tackles and one fumble recovery on defense while adding six solo tackles on special teams... Appeared in one postseason contest

## COLLEGE

- Played in 52 games (39 starts) at the University of Minnesota (2012-15)
- Totaled 192 tackles, 24 passes defended, three forced fumbles, three fumble recoveries, two interceptions and two blocked kicks over his collegiate career
- Earned All-Big Ten Second-Team honors as a junior and All-Big Ten Third-Team honors as a senior
- Received the Carl Eller Award (team's top defensive player) in 2015 and was named the team's Defensive Back of the Year

## PERSONAL

- Attended Riverside University High School in Milwaukee, Wis., where he played on both sides of the ball at running back and cornerback
- As a senior, rushed for 444 yards and six touchdowns, while tallying 434 receiving yards and five receiving touchdowns on offense and three interceptions on defense
- Earned First-Team All-State honors as a defensive back, helping Riverside to an 11-2 record and a city championship in 2011

### ERIC MURRAY'S NFL REGULAR SEASON DEFENSIVE STATISTICS

2016-2024 NFL Season Statistics																													
DATE	TEAM	GP	GS	TK	S	TACKLES					INTERCEPTIONS							O. FUMB					ST				MISC		
						A	TFL	YDS	SK	YDS	QBH	NO	YDS	LG	TD	PD	FF	FR	TD	YDS	TK	S	A	FF	FR	S	A		
2016	Chiefs	16	0	3	3	0	0	0	0.0	0.0	0	0	0	0	0	0	0	1	0	0	0	6	6	0	0	0	0	0	
2017	Chiefs	14	2	30	26	4	2	13	1.0	9.0	1	0	0	0	0	5	0	0	0	0	6	5	1	0	0	0	0		
2018	Chiefs	15	9	55	43	12	1	11	0.0	0.0	1	1	0	0	0	2	0	0	0	0	0	0	0	0	0	0	0		
2019	Browns	9	4	23	15	8	3	8	1.0	4.0	1	0	0	0	0	1	0	0	0	0	1	0	1	0	0	0	0		
2020	Texans	14	14	71	47	24	2	18	2.0	18.0	4	0	0	0	0	2	1	0	0	0	0	0	0	0	0	0	0		
2021	Texans	16	11	73	47	26	0	0	0.0	0.0	0	1	0	0	0	4	0	0	0	0	3	1	2	0	0	0	0		
2022	Texans	17	0	17	11	6	0	0	0.0	0.0	0	0	0	0	0	0	0	0	0	0	10	7	3	0	0	0	0		
2023	Texans	6	4	11	6	5	0	0	0.0	0.0	0	0	0	0	0	0	1	0	0	0	2	2	0	0	0	0	0		
2024	Texans	17	14	74	49	25	2	15	1.0	14.0	2	1	0	0	0	10	0	0	0	0	1	1	0	0	0	0	0		
NFL TOTALS		124	58	357	247	110	10	65	5.0	45.0	9	3	0	0	0	24	2	1	0	0	29	22	7	0	0	0	0		

### ERIC MURRAY'S NFL POSTSEASON DEFENSIVE STATISTICS

DATE	TEAM	GP	GS	TK	S	A	TACKLES					QBH	INTERCEPTIONS					O. FUMB					ST				MISC	
							TFL	YDS	SK	YDS	YDS		NO	YDS	LG	TD	PD	FF	FR	TD	YDS	TK	S	A	FF	FR	S	A
2016	Chiefs	1	0	0	0	0	0	0	0.0	0.0	0	0	0	0	0	0	0	0	0	0	0	1	1	0	0	0	0	0
2017	Chiefs	1	0	1	1	0	0	0	0.0	0.0	0	0	0	0	0	0	0	0	0	0	0	0	0	0	0	0	0	0
2018	Chiefs	2	0	7	5	2	0	0	0.0	0.0	0	0	0	0	0	0	0	0	0	0	0	3	2	1	0	0	0	0
2023	Texans	0	0	0	0	0	0	0	0.0	0.0	0	0	0	0	0	0	0	0	0	0	0	0	0	0	0	0	0	0
2024	Texans	2	2	11	8	3	0	0	0.0	0.0	1	1	38	38t	1	2	0	0	0	0	0	4	3	1	0	0	0	0
<b>NFL TOTALS</b>		<b>6</b>	<b>2</b>	<b>19</b>	<b>14</b>	<b>5</b>	<b>0</b>	<b>0</b>	<b>0.0</b>	<b>0.0</b>	<b>1</b>	<b>1</b>	<b>38</b>	<b>38t</b>	<b>1</b>	<b>2</b>	<b>0</b>	<b>0</b>	<b>0</b>	<b>0</b>	<b>0</b>	<b>4</b>	<b>3</b>	<b>1</b>	<b>0</b>	<b>0</b>	<b>0</b>	<b>0</b>

### SINGLE-GAME HIGHS: DEFENSIVE

<b>Total Tackles</b>	11 at Tennessee Titans, Nov 21, 2021	<b>Fumble Recoveries</b>	1 vs. New York Jets, Sep 25, 2016
	11 at Chicago Bears, Dec 13, 2020	<b>Tackles For Loss</b>	2 at Chicago Bears, Dec 13, 2020
<b>Solo Tackles</b>	10 at Chicago Bears, Dec 13, 2020		2 at New England Patriots, Oct 27, 2019
	8 at Kansas City Chiefs, Dec 21, 2024	<b>Interceptions</b>	1 at New England Patriots, Oct 13, 2024
<b>Sacks</b>	2.0 at Chicago Bears, Dec 13, 2020		1 at Miami Dolphins, Nov 07, 2021
	1.0 vs. Jacksonville Jaguars, Sep 29, 2024		...1 more at 1.
	...2 more at 1.0.	<b>Special Teams Tackles</b>	2 at Las Vegas Raiders, Oct 23, 2022
<b>Passes Defensed</b>	3 vs. Indianapolis Colts, Oct 27, 2024		2 at Chicago Bears, Sep 25, 2022
	2 vs. Philadelphia Eagles, Sep 17, 2017		
<b>Forced Fumbles</b>	1 at Jacksonville Jaguars, Sep 24, 2023		
	1 at Pittsburgh Steelers, Sep 27, 2020		

### SINGLE-GAME HIGHS - POSTSEASON: DEFENSIVE

<b>Total Tackles</b>	7 vs. Los Angeles Chargers, Jan 11, 2025	<b>Interceptions</b>	1 vs. Los Angeles Chargers, Jan 11, 2025
	5 vs. Indianapolis Colts, Jan 12, 2019	<b>Special Teams Tackles</b>	2 vs. Indianapolis Colts, Jan 12, 2019
<b>Solo Tackles</b>	4 at Kansas City Chiefs, Jan 18, 2025		1 vs. New England Patriots, Jan 20, 2019
	4 vs. Los Angeles Chargers, Jan 11, 2025		...1 more at 1.
<b>Passes Defensed</b>	1 at Kansas City Chiefs, Jan 18, 2025		
	1 vs. Los Angeles Chargers, Jan 11, 2025		



### 2024 GAME-BY-GAME REGULAR-SEASON STATISTICS (TEXANS)

			TACKLES								INTERCEPTIONS						O. FUMB				ST				MISC			
DATE	OPPONENT	P/S	TK	S	A	SK	YDS	TFL	YDS	QBH	NO	YDS	LG	TD	PD	FF	FR	TD	YDS	TK	S	A	FF	FR	S	A	W/L	SCORE
09/08	at Colts	S	0	0	0	0.0	0.0	0	0	0	0	0	0	0	0	0	0	0	0	0	0	0	0	0	0	0	W	29-27
09/15	Bears	S	2	2	0	0.0	0.0	0	0	0	0	0	0	0	0	1	0	0	0	0	0	0	0	0	0	0	W	19-13
09/22	at Vikings	S	1	0	1	0.0	0.0	0	0	0	0	0	0	0	1	0	0	0	0	0	0	0	0	0	0	0	L	7-34
09/29	Jaguars	S	4	3	1	1.0	14.0	1	14	1	0	0	0	0	1	0	0	0	0	0	0	0	0	0	0	0	W	24-20
10/06	Bills	P	3	3	0	0.0	0.0	0	0	0	0	0	0	0	1	0	0	0	0	0	0	0	0	0	0	0	W	23-20
10/13	at Patriots	S	7	4	3	0.0	0.0	0	0	0	1	0	0	0	1	0	0	0	0	0	0	0	0	0	0	0	W	41-21
10/20	at Packers	S	2	2	0	0.0	0.0	0	0	0	0	0	0	0	0	0	0	0	0	0	0	0	0	0	0	0	L	22-24
10/27	Colts	S	7	5	2	0.0	0.0	0	0	0	0	0	0	0	3	0	0	0	0	0	0	0	0	0	0	0	W	23-20
10/31	at Jets	S	6	3	3	0.0	0.0	0	0	0	0	0	0	0	0	0	0	0	0	0	0	0	0	0	0	0	L	13-21
11/10	Lions	S	4	3	1	0.0	0.0	0	0	0	0	0	0	0	0	0	0	0	0	0	0	0	0	0	0	0	L	23-26
11/18	at Cowboys	P	0	0	0	0.0	0.0	0	0	0	0	0	0	0	1	0	0	0	0	0	0	0	0	0	0	0	W	34-10
11/24	Titans	P	4	3	1	0.0	0.0	0	0	0	0	0	0	0	0	0	0	0	0	0	1	1	0	0	0	0	L	27-32
12/01	at Jaguars	S	8	3	5	0.0	0.0	0	0	0	0	0	0	0	1	0	0	0	0	0	0	0	0	0	0	0	W	23-20
12/15	Dolphins	S	3	2	1	0.0	0.0	0	0	0	0	0	0	0	0	0	0	0	0	0	0	0	0	0	0	0	W	20-12
12/21	at Chiefs	S	10	8	2	0.0	0.0	0	0	0	0	0	0	0	0	0	0	0	0	0	0	0	0	0	0	0	L	19-27
12/25	Ravens	S	9	4	5	0.0	0.0	0	0	1	0	0	0	0	0	0	0	0	0	0	0	0	0	0	0	0	L	2-31
01/05	at Titans	S	4	4	0	0.0	0.0	1	1	0	0	0	0	0	0	0	0	0	0	0	0	0	0	0	0	0	W	23-14
2024 TOTALS		17-14	74	49	25	1.0	14.0	2	15	2	1	0	0	0	10	0	0	0	0	1	1	0	0	0	0	0	0	10-7

### 2024 GAME-BY-GAME POSTSEASON STATISTICS (TEXANS)

			TACKLES								INTERCEPTIONS					O. FUMB				ST				MISC				
DATE	OPPONENT	P/S	TK	S	A	SK	YDS	TFL	YDS	QBH	NO	YDS	LG	TD	PD	FF	FR	TD	YDS	TK	S	A	FF	FR	S	A	W/L	SCORE
01/11	Chargers	S	7	4	3	0.0	0.0	0	0	0	1	38	38	1	1	0	0	0	0	0	0	0	0	0	0	0	W	32-12
01/18	at Chiefs	S	4	4	0	0.0	0.0	0	0	1	0	0	0	0	1	0	0	0	0	0	0	0	0	0	0	0	L	14-23
2024 TOTALS		2-2	11	8	3	0.0	0.0	0	0	1	1	38	38T	1	2	0	0	0	0	0	0	0	0	0	0	0	1-1	





## EMMANUEL OGBAH | 90

**POSITION:** DEFENSIVE LINEMAN  
**HT:** 6-4 | **WT:** 275 | **DOB:** 11-6-1993  
**COLLEGE:** OKLAHOMA STATE  
**HOMETOWN:** HOUSTON, TEXAS  
**ACQ:** UFA (MIA)-'25  
**EXP:** 10th YEAR

 @EmanOgbah  
 @emanogbah

### KEY TRANSACTIONS

- Originally drafted by Cleveland in the second round (32nd overall) of the 2016 NFL Draft (New England forfeited first-round pick)
- Traded from Cleveland to Kansas City on 4/1/19
- Signed a contract with Miami on 3/17/20
- Signed a contract with Miami on 3/14/22
- Signed a contract with Miami on 7/23/24
- Signed with Jacksonville on 4/28/25

### PRO

#### Career Highlights

- Ogbah's 41 passes defended are fourth-most by a defensive lineman since he entered the league in 2016

#### 2024 (Dolphins)

- Started 16 games and totaled 49 tackles (27 solo), 11 quarterback hits, nine tackles for loss, 5.0 sacks, an interception and a forced fumble
- **12/19 at CLE:** Posted five tackles (four solo), two quarterback hits, 1.0 sack, one tackle for loss and a forced fumble
- **9/30 vs. TEN:** Recorded a season-high six tackles (three solo), one tackle for loss, one pass defended, one quarterback hit and the second interception of his career

#### 2023 (Dolphins)

- Played in 15 games (one start) and registered 19 tackles (seven solo), 5.0 sacks, two passes defended, an interception and a forced fumble... Appeared in Miami's Wild Card matchup at Kansas City and produced four tackles (two solo) and one pass defended
- **11/24 at NYJ:** Recorded two tackles (one solo) and a strip-sack with 3:35 remaining in the fourth quarter
- **9/24 vs. DEN:** Totaled three tackles (one solo), 1.0 sack, one pass defended and the first interception of his career

#### 2022 (Dolphins)

- Appeared in nine games (three starts) before being placed on season-ending injured reserve... Registered 11 tackles (seven solo), 1.0 sack and a blocked field goal
- Recipient of the 2022 Nat Moore Community Service Award
- **9/25 vs. BUF:** Blocked a 38-yard field goal attempt in the fourth quarter, the first field-goal block of his career
- **9/11 vs. N.E.:** Produced four tackles (three solo) and 1.0 sack

#### 2021 (Dolphins)

- Played in all 17 games (11 starts) and totaled 41 tackles (26 solo), 9.0 sacks (tied career high), 12 passes defended, a forced fumble and a fumble recovery... His 12 passes defended were a career-high and the most by an NFL defensive lineman since 2016
- **12/27 at N.O.:** Registered a single-game season-high five tackles (three solo) and 2.0 sacks
- **11/7 vs. HOU:** Set a single-game career high in sacks (2.5) along with four tackles (two solo) and a pass defended

#### 2020 (Dolphins)

- Appeared in all 16 games (12 starts) and produced 42 tackles (25 solo), 9.0 sacks, five passes defended and three forced fumbles... His 9.0 sacks were a career high and tied for 14th in the NFL
- Registered at least 1.0 sack in six consecutive games from Week 4 to Week 10, which tied for the second-longest sack streak in Dolphins history
- **11/8 at ARI:** Recorded five tackles (four solo), 1.0 sack, a pass defended and a forced fumble... Strip-sacked QB Kyler Murray in the first quarter to set up a 36-yard fumble recovery touchdown by DE Shaq Lawson
- **11/1 vs. LAR:** Posted one solo tackle, 1.0 sack, a pass defended and a forced fumble... His strip-sack of QB Jared Goff in the second quarter was recovered by LB Andrew Van Ginkel and returned 78 yards for a touchdown
- **10/18 vs. NYJ:** Registered five tackles (three solo) and 2.0 sacks... His sack for a 28-yard loss in the fourth quarter was just the seventh sack in the NFL since 1994 that lost at least 28 yards

#### 2019 (Chiefs)

- Played in 10 games (four starts) for the Super Bowl LIV champions before being placed on season-ending injured reserve... Totaled 32 tackles (23 solo), 5.5 sacks, three passes defended and a forced fumble





- **10/17 at DEN:** Registered three solo tackles, a single-game career-high-tying two passes defended and 1.0 sack
- **9/22 vs. BAL:** Produced two tackles (one solo), 1.5 sacks and one pass defended

## 2018 (Browns)

- Started 14 games and registered 40 tackles (24 solo), eight passes defended, 3.0 sacks and a fumble recovery
- **12/2 at HOU:** Totaled six tackles (four solo) and 1.0 sack
- **11/25 at CIN:** Recovered a fumble in the third quarter
- **10/21 at T.B.:** Registered five tackles (four solo), two passes defended and 1.5 sacks

## 2017 (Browns)

- Started 10 games before being placed on season-ending injured reserve... Recorded 29 tackles (18 solo), six passes defended, 4.0 sacks, two forced fumbles, a fumble recovery and a blocked extra-point attempt
- **11/12 at DET:** Registered three solo tackles and 2.0 sacks
- **10/29 vs. MIN:** Blocked an extra-point attempt in the second quarter, the first of his career... Added one pass defended
- **10/1 vs. CIN:** Posted six tackles (four solo), two forced fumbles, 1.0 sack and a fumble recovery... Strip-sacked QB Andy Dalton and recovered the fumble in the first quarter and forced another fumble by RB Jeremy Hill

## 2016 (Browns)

- Started all 16 games as a rookie and totaled 53 tackles (28 solo), 5.5 sacks and three passes defended... His 5.5 sacks led the team and were fifth among rookies that season
- **10/23 at CIN:** Produced six tackles (five solo) and 2.0 sacks, the first multi-sack game of his career
- **10/16 at TEN:** Registered three tackles (one solo) and his first career sack
- **9/11 at PHI:** Recorded one solo tackle and one pass defended in his NFL debut

## COLLEGE

- Played three seasons at Oregon State from 2013-15
- Played in all 39 games with 26 starts and totaled 133 tackles (95 solo), 28.0 sacks, nine passes defended, four forced fumbles and three fumble recoveries, including one fumble recovery touchdown
- His 28.0 career sacks ranked fourth in school history and were the most of any active NCAA player at the time he declared for the draft
- As a junior (2015), his 13.0 sacks led the Big 12 and ranked fourth nationally... Named Second-Team All-American, First-Team All-Big 12 and Big 12 Co-Defensive Player of the Year, and was a semifinalist for the Walter Camp Award
- Named First-Team All-Big 12 and Big 12 Defensive Lineman of the Year in 2014

## PERSONAL

- Established the Emmanuel Ogbah Rise Above Foundation to provide scholarships, resources and mentorship programs to underserved youth
- Born in Lagos, Nigeria, before moving to Texas with his family at age nine
- Attended George Bush High School (Richmond, Texas)
- Began playing football in seventh grade and was attracted to Oklahoma State because of former Cowboys Pro-Bowler Russell Okung, who was also of Nigerian descent and attended the same high school as Ogbah
- Majored in business administration

### EMMANUEL OGBAH'S NFL REGULAR SEASON DEFENSIVE STATISTICS

			TACKLES								INTERCEPTIONS								O. FUMB				ST				MISC			
DATE	TEAM	GP	GS	TK	S	A	TFL	YDS	SK	YDS	QBH	NO	YDS	LG	TD	PD	FF	FR	TD	YDS	TK	S	A	FF	FR	S	A			
2016	Browns	16	16	53	28	25	8	52	5.5	31.5	16	0	0	0	0	3	0	0	0	0	0	0	0	0	0	0	0			
2017	Browns	10	10	29	18	11	5	20	4.0	18.0	5	0	0	0	0	6	2	1	0	0	0	0	0	0	0	0	0			
2018	Browns	14	14	40	24	16	3	10	3.0	13.5	8	0	0	0	0	8	0	1	0	0	0	0	0	0	0	0	0			
2019	Chiefs	10	4	32	23	9	6	40	5.5	37.5	11	0	0	0	0	3	1	0	0	0	0	0	0	0	0	0	0			
2020	Dolphins	15	11	42	25	17	6	52	9.0	95.5	21	0	0	0	0	5	3	1	0	0	0	0	0	0	0	0	0			
2021	Dolphins	17	11	41	26	15	9	53	9.0	64.0	24	0	0	0	0	12	1	1	0	0	0	0	0	0	0	0	0			
2022	Dolphins	9	3	11	7	4	1	7	1.0	7.0	7	0	0	0	0	0	0	0	0	0	0	0	0	0	0	0	0			
2023	Dolphins	15	1	19	7	12	3	19	5.0	30.5	8	1	5	5	0	2	1	0	0	0	0	0	0	0	0	0	0			
2024	Dolphins	16	16	49	27	22	9	37	5.0	22.0	11	1	0	0	0	2	1	0	0	0	0	0	0	0	0	0	0			
NFL TOTALS		122	86	316	185	131	50	290	47.0	319.5	111	2	5	5	0	41	9	4	0	0	0	0	0	0	0	0	0			

### EMMANUEL OGBAH'S NFL POSTSEASON DEFENSIVE STATISTICS

		TACKLES										INTERCEPTIONS						O. FUMB				ST				MISC	
DATE	TEAM	GP	GS	TK	S	A	TFL	YDS	SK	YDS	QBH	NO	YDS	LG	TD	PD	FF	FR	TD	YDS	TK	S	A	FF	FR	S	A
2019	Chiefs	0	0	0	0	0	0	0	0.0	0.0	0	0	0	0	0	0	0	0	0	0	0	0	0	0	0	0	0
2022	Dolphins	0	0	0	0	0	0	0	0.0	0.0	0	0	0	0	0	0	0	0	0	0	0	0	0	0	0	0	0
2023	Dolphins	1	1	4	2	2	0	0	0.0	0.0	0	0	0	0	0	1	0	0	0	0	0	0	0	0	0	0	0
NFL TOTALS		1	1	4	2	2	0	0	0.0	0.0	0	0	0	0	0	1	0	0	0	0	0	0	0	0	0	0	0



# SINGLE-GAME HIGHS: DEFENSIVE

<b>Total Tackles</b>	7 at Washington Redskins, Oct 02, 2016 6 vs. Indianapolis Colts, Oct 06, 2019 ...6 more at 6.	<b>Forced Fumbles</b>	2 vs. Cincinnati Bengals, Oct 01, 2017 1 vs. Atlanta Falcons, Oct 24, 2021 ...4 more at 1.
<b>Solo Tackles</b>	5 vs. Houston Texans, Oct 13, 2019 5 at Cincinnati Bengals, Oct 23, 2016	<b>Fumble Recoveries</b>	1 vs. New York Jets, Dec 19, 2021 1 vs. Kansas City Chiefs, Dec 13, 2020 ...2 more at 1.
<b>Sacks</b>	2.5 vs. Houston Texans, Nov 07, 2021 2.0 at New Orleans Saints, Dec 27, 2021 ...2 more at 2.0.	<b>Tackles For Loss</b>	3 at Detroit Lions, Nov 12, 2017 2 vs. Houston Texans, Nov 07, 2021 ...2 more at 2.
<b>Passes Defensed</b>	2 vs. New England Patriots, Jan 09, 2022 2 at Buffalo Bills, Oct 31, 2021 ...5 more at 2.		

## 2024 GAME-BY-GAME REGULAR-SEASON STATISTICS (DOLPHINS)

			TACKLES								INTERCEPTIONS						O. FUMB				ST					MISC			
DATE	OPPONENT	P/S	TK	S	A	SK	YDS	TFL	YDS	QBH	NO	YDS	LG	TD	PD	FF	FR	TD	YDS	TK	S	A	FF	FR	S	A	W/L	SCORE	
09/08	Jaguars	S	4	2	2	1.0	4.0	1	4	2	0	0	0	0	0	0	0	0	0	0	0	0	0	0	0	0	W	20-17	
09/12	Bills	S	1	1	0	0.0	0.0	0	0	0	0	0	0	0	0	0	0	0	0	0	0	0	0	0	0	0	L	10-31	
09/22	at Seahawks	S	3	2	1	0.0	0.0	1	1	1	0	0	0	0	0	0	0	0	0	0	0	0	0	0	0	0	L	3-24	
09/30	Titans	S	6	3	3	0.0	0.0	1	1	1	1	0	0	0	1	0	0	0	0	0	0	0	0	0	0	0	L	12-31	
10/06	at Patriots	S	4	4	0	1.0	3.0	1	3	1	0	0	0	0	0	0	0	0	0	0	0	0	0	0	0	0	W	15-10	
10/20	at Colts		ON INACTIVE LIST																								L	10-16	
10/27	Cardinals	S	3	2	1	0.0	0.0	1	10	0	0	0	0	0	1	0	0	0	0	0	0	0	0	0	0	0	L	27-28	
11/03	at Bills	S	2	1	1	0.0	0.0	1	7	0	0	0	0	0	0	0	0	0	0	0	0	0	0	0	0	0	L	27-30	
11/11	at Rams	S	2	1	1	0.0	0.0	0	0	0	0	0	0	0	0	0	0	0	0	0	0	0	0	0	0	0	W	23-15	
11/17	Raiders	S	1	1	0	1.0	1.0	1	1	1	0	0	0	0	0	0	0	0	0	0	0	0	0	0	0	0	W	34-19	
11/24	Patriots	S	2	0	2	0.5	2.5	0	0	1	0	0	0	0	0	0	0	0	0	0	0	0	0	0	0	0	W	34-15	
11/28	at Packers	S	5	1	4	0.0	0.0	0	0	0	0	0	0	0	0	0	0	0	0	0	0	0	0	0	0	0	L	17-30	
12/08	Jets	S	1	0	1	0.0	0.0	0	0	0	0	0	0	0	0	0	0	0	0	0	0	0	0	0	0	0	W	32-26+	
12/15	at Texans	S	3	2	1	0.0	0.0	0	0	0	0	0	0	0	0	0	0	0	0	0	0	0	0	0	0	0	L	12-20	
12/22	49ers	S	5	2	3	0.0	0.0	0	0	1	0	0	0	0	0	0	0	0	0	0	0	0	0	0	0	0	W	29-17	
12/29	at Browns	S	5	4	1	1.0	8.0	1	8	2	0	0	0	0	0	1	0	0	0	0	0	0	0	0	0	0	W	20-3	
01/05	at Jets	S	2	1	1	0.5	3.5	1	2	1	0	0	0	0	0	0	0	0	0	0	0	0	0	0	0	0	L	20-32	
2024 TOTALS		16-16	49	27	22	5.0	22.0	9	37	11	1	0	0	0	2	1	0	0	0	0	0	0	0	0	0	0	8-9		

+ - Overtime





# FOYESADE OLUOKUN | 23

POSITION: LINEBACKER

HT: 6-2 | WT: 230 | DOB: 8-2-1995

COLLEGE: YALE

HOMETOWN: ST. LOUIS, MO.

ACQ: UFA (ATL)-'22

EXP: 8th YEAR

@foyelicious

@foyelicious

## KEY TRANSACTIONS

- Originally drafted by Atlanta in the sixth round (200th overall) of the 2018 draft
- Signed by Jacksonville as an unrestricted free agent on 3/16/22
- Signed a contract extension with Jacksonville on 3/29/24

## PRO

### Career Highlights

- Since entering the league in 2018, his 919 tackles are the third-most in the NFL
- Oluokun's 24 games with double-digit tackles are third-most in the NFL since he joined the Jaguars in 2022 and are second-most in franchise history

### 2024 (Jaguars)

- Voted a captain for the 2024 season
- Started all 13 games in which he appeared... Registered 107 tackles (60 solo), seven passes defended, six tackles for loss, 1.0 sack, one quarterback hit and one interception... Became one of seven players with an active streak of 100-plus tackles in five-plus seasons (five)
- **12/1 vs. HOU:** Recorded four tackles (three solo) and a career-high-tying two passes defended
- **11/10 vs. MIN:** Recorded 11 tackles (six solo) and one interception... His interception was his first of the season and second as a Jaguar
- **9/15 vs. CLE:** Recorded eight tackles (three solo), one tackle for loss, one quarterback hit and 1.0 sack for a loss of nine yards... Played in his 100th career game... Recorded his 34th-straight game with six-plus tackles, the third-longest such streak in the NFL since the 1970 merger

### 2023 (Jaguars)

- Voted a captain for the 2023 season
- Started all 17 games and recorded 173 tackles (111 solo), 10 quarterback hits, eight tackles for loss, six passes defended, three fumble recoveries, one forced fumble and one interception he returned 24 yards for a touchdown... His 173 total tackles ranked fourth in the NFL
- **12/24 at T.B.:** Posted 12 total tackles (seven solo) and one quarterback hit... Became the fifth player in the NFL since 2000 to record three consecutive seasons with at least 150 tackles... Reached 500-career solo tackles
- **11/12 vs. S.F.:** Posted a single-game career-high 2.0 sacks
- **10/19 at N.O.:** Posted 14 total tackles (nine solo), two passes defended and a 24-yard interception resulting in a touchdown for the first time in his career
- **10/15 vs. IND:** Recorded 15 total tackles (10 solo), two passes defended and one tackle for loss... Tied the most tackles in a single game against the Colts in team history

### 2022 (Jaguars)

- Voted a captain for the 2022 season
- Started all 17 games and both postseason games... In the regular season, he led the NFL with 184 tackles (128 solo), 12 tackles for loss, five passes defended, 2.0 sacks, two forced fumbles and two fumble recoveries... In the postseason, he posted 27 tackles (12 solo) and two quarterback hits... Oluokun's 184 single-season total tackles and 128 solo tackles are the most in franchise history
- **1/7 vs. TEN:** Started at linebacker and recorded a team-leading 13 tackles (eight solo), 1.0 sack and one pass defended
- **12/22 at NYJ:** Started at linebacker and recorded six tackles (three solo), one QB hit, two passes defended and two forced fumbles
- **12/18 vs. DAL:** Started at linebacker and recorded 14 tackles (9 solo), including one tackle for loss... Surpassed 600 career tackles in the game
- **11/27 vs. BAL:** Recorded a career-high 18 tackles (13 solo)... Oluokun's 18 tackles tied for the third-most single-game tackles in the 2022 season and were the most by any Jaguars player since LB Paul Posluszny recorded 18 in 2015

### 2021 (Falcons)

- Started all 17 games and totaled 192 total tackles (102 solo), four tackles for loss, seven quarterback hits, one forced fumble, 2.0 sacks, three interceptions and six passes defended
- Led the NFL in tackles (192) and also set single-season career highs in passes defended (six) and interceptions (three)
- **9/26 at NYG:** Matched his career-high with 14 total tackles (nine solo), one tackle for loss and one quarterback hit

### 2020 (Falcons)



- Set single-season career-highs in sacks (3.0), forced fumbles (four) and quarterback hits (nine) in 15 games with 15 starts in 2020
- **11/8 vs. DEN:** Recorded 10 tackles and 1.0 sack

## 2019 (Falcons)

- Recorded 56 tackles (32 solo), two tackles for loss and six special teams tackles in 16 games in 2019

## 2018 (Falcons)

- During rookie campaign, played in 16 games with seven starts, tallying 89 tackles (50 solo), two tackles for loss, two QB hits, one pass defended and one special teams tackle

## COLLEGE

- Played in 42 total games for the Bulldogs and tallied 271 total tackles, 13.5 tackles for loss and four interceptions
- Made 75 total stops in 2016, earning Ivy League Honor Roll in games against Cornell and Princeton
- Played in three games before suffering an injury in 2015, blocking two field goal attempts with eight tackles and two pass breakups
- Earned Second-Team All-Ivy League honors after playing in all 10 games and tallying a team-high 79 total tackles (36 solo) with two interceptions, one blocked kick, two pass breakups and 1.5 tackles for a loss in 2014
- Named a Second-Team All-Ivy League performer after starting all 10 games during his freshman season... Received Yale's Charles Loftus Award for the most valuable freshman, posting 59 tackles, one tackle for loss and four pass breakups

## PERSONAL

- Attended the 2024 and 2025 UK player tours
- Named All-League, All-District and First-Team All-State during his senior year at Johns Burroughs High School
- Earned eight varsity letters between football and basketball and was a team captain, All-League and All-District in basketball
- Played high school football with Dallas Cowboys running back Ezekiel Elliott
- In 2019, he served as a celebrity chef at a March of Dimes fundraiser at the College Football Hall of Fame
- Has his own clothing line, Team Ugly Gang (<https://teamuglygang.com/>)

### FOYESADE OLUOKUN'S NFL REGULAR SEASON DEFENSIVE STATISTICS

TACKLES																														INTERCEPTIONS										O. FUMB						ST						MISC			
DATE	TEAM	GP	GS	TK	S	A	TFL	YDS	SK	YDS	QBH	NO	YDS	LG	TD	PD	FF	FR	TD	YDS	TK	S	A	FF	FR	S	A	FF	FR	S	A																								
2018	Falcons	16	7	89	55	34	2	4	0.0	0.0	2	0	0	0	0	1	1	0	0	0	2	1	1	0	0	0	0	0	0	0	0																								
2019	Falcons	16	3	56	32	24	2	3	0.0	0.0	0	0	0	0	0	0	1	0	0	0	6	4	2	0	0	0	0	0	0	0	0																								
2020	Falcons	15	15	117	78	39	4	18	3.0	19.0	9	2	65	51	0	4	4	1	0	0	0	0	0	0	0	0	0	0	0	0	0																								
2021	Falcons	17	17	192	102	90	4	19	2.0	14.0	7	3	80	56	0	6	1	0	0	0	0	0	0	0	0	0	0	0	0	0	0																								
2022	Jaguars	17	17	184	128	56	12	26	2.0	12.0	9	0	0	0	0	5	2	2	0	0	0	0	0	0	0	0	0	0	0	0	0																								
2023	Jaguars	17	17	173	111	62	8	21	2.5	13.0	10	1	24	24t	1	6	1	3	0	0	0	0	0	0	0	0	0	0	0	0	0																								
2024	Jaguars	13	13	107	60	47	6	15	1.0	9.0	1	1	0	0	0	7	0	0	0	0	0	0	0	0	0	0	0	0	0	0	0																								
NFL TOTALS		111	89	918	566	352	38	106	10.5	67.0	38	7	169	56	1	29	10	6	0	0	8	5	3	0	0	0	0	0	0	0	0																								

### FOYESADE OLUOKUN'S NFL POSTSEASON DEFENSIVE STATISTICS

		TACKLES									INTERCEPTIONS							O. FUMB				ST				MISC			
DATE	TEAM	GP	GS	TK	S	A	TFL	YDS	SK	YDS	QBH	NO	YDS	LG	TD	PD	FF	FR	TD	YDS	TK	S	A	FF	FR	S	A		
2022	Jaguars	2	2	27	12	15	0	0	0.0	0.0	2	0	0	0	0	0	0	0	0	0	0	0	0	0	0	0	0		
NFL TOTALS		2	2	27	12	15	0	0	0.0	0.0	2	0	0	0	0	0	0	0	0	0	0	0	0	0	0	0	0		

### SINGLE-GAME HIGHS: DEFENSIVE

<b>Total Tackles</b>	18 vs. Baltimore Ravens, Nov 27, 2022 16 at Philadelphia Eagles, Oct 02, 2022 ...1 more at 16.	<b>Fumble Recoveries</b>	1 vs. Tennessee Titans, Nov 19, 2023 1 vs. Atlanta Falcons, Oct 01, 2023 ...4 more at 1.
<b>Solo Tackles</b>	13 vs. Baltimore Ravens, Nov 27, 2022 12 at Philadelphia Eagles, Oct 02, 2022 ...1 more at 12.	<b>Tackles For Loss</b>	3 vs. San Francisco 49ers, Nov 12, 2023 3 vs. Atlanta Falcons, Oct 01, 2023 ...2 more at 3.
<b>Sacks</b>	2.0 vs. San Francisco 49ers, Nov 12, 2023 1.0 vs. Cleveland Browns, Sep 15, 2024 ...7 more at 1.0.	<b>Interceptions</b>	1 vs. Minnesota Vikings, Nov 10, 2024 1 at New Orleans Saints, Oct 19, 2023 ...5 more at 1.
<b>Passes Defensed</b>	2 vs. Houston Texans, Dec 01, 2024 2 at New Orleans Saints, Oct 19, 2023 ...3 more at 2.	<b>Interception Return Yards</b>	56 at Miami Dolphins, Oct 24, 2021 51 at Kansas City Chiefs, Dec 27, 2020
<b>Forced Fumbles</b>	3 at Dallas Cowboys, Sep 20, 2020 2 at New York Jets, Dec 22, 2022	<b>Special Teams Tackles</b>	2 vs. Los Angeles Rams, Oct 20, 2019 1 vs. Carolina Panthers, Dec 08, 2019 ...5 more at 1.

### SINGLE-GAME HIGHS - POSTSEASON: DEFENSIVE

<b>Total Tackles</b>	14 at Kansas City Chiefs, Jan 21, 2023 13 vs. Los Angeles Chargers, Jan 14, 2023	<b>Solo Tackles</b>	8 vs. Los Angeles Chargers, Jan 14, 2023 4 at Kansas City Chiefs, Jan 21, 2023
----------------------	---	---------------------	---



# 2024 GAME-BY-GAME REGULAR-SEASON STATISTICS (JAGUARS)

			TACKLES								INTERCEPTIONS					O. FUMB				ST					MISC			
DATE	OPPONENT	P/S	TK	S	A	SK	YDS	TFL	YDS	QBH	NO	YDS	LG	TD	PD	FF	FR	TD	YDS	TK	S	A	FF	FR	S	A	W/L	SCORE
09/08	at Dolphins	S	11	9	2	0.0	0.0	2	2	0	0	0	0	0	1	0	0	0	0	0	0	0	0	0	0	0	L	17-20
09/15	Browns	S	8	2	6	1.0	9.0	1	9	1	0	0	0	0	0	0	0	0	0	0	0	0	0	0	0	0	L	13-18
09/23	at Bills	S	3	2	1	0.0	0.0	0	0	0	0	0	0	0	1	0	0	0	0	0	0	0	0	0	0	0	L	10-47
09/29	at Texans		INJURED RESERVE																							L	20-24	
10/06	Colts		INJURED RESERVE																							W	37-34	
10/13	at Bears		INJURED RESERVE																							L	16-35	
10/20	Patriots		INJURED RESERVE																							W	32-16	
10/27	Packers	S	9	4	5	0.0	0.0	1	1	0	0	0	0	0	0	0	0	0	0	0	0	0	0	0	0	0	L	27-30
11/03	at Eagles	S	8	7	1	0.0	0.0	0	0	0	0	0	0	0	0	0	0	0	0	0	0	0	0	0	0	0	L	23-28
11/10	Vikings	S	11	6	5	0.0	0.0	0	0	0	1	0	0	0	1	0	0	0	0	0	0	0	0	0	0	0	L	7-12
11/17	at Lions	S	9	6	3	0.0	0.0	0	0	0	0	0	0	0	0	0	0	0	0	0	0	0	0	0	0	0	L	6-52
12/01	Texans	S	4	3	1	0.0	0.0	0	0	0	0	0	0	0	2	0	0	0	0	0	0	0	0	0	0	0	L	20-23
12/08	at Titans	S	11	6	5	0.0	0.0	0	0	0	0	0	0	0	0	0	0	0	0	0	0	0	0	0	0	0	W	10-6
12/15	Jets	S	4	3	1	0.0	0.0	1	2	0	0	0	0	0	0	0	0	0	0	0	0	0	0	0	0	0	L	25-32
12/22	at Raiders	S	8	6	2	0.0	0.0	0	0	0	0	0	0	0	1	0	0	0	0	0	0	0	0	0	0	0	L	14-19
12/29	Titans	S	11	3	8	0.0	0.0	1	1	0	0	0	0	0	1	0	0	0	0	0	0	0	0	0	0	0	W	20-13
01/05	at Colts	S	10	3	7	0.0	0.0	0	0	0	0	0	0	0	0	0	0	0	0	0	0	0	0	0	0	0	L	23-26+
2024 TOTALS		13-13	107	60	47	1.0	9.0	6	15	1	1	0	0	0	7	0	0	0	0	0	0	0	0	0	0	0	4-13	

+ - Overtime







## ELI PANCOL | 10

POSITION: WIDE RECEIVER

HT: 6-3 | WT: 205 | DOB: 7-7-2000

COLLEGE: DUKE

HOMETOWN: PENDLETON, IND.

ACQ: UDFA-25

EXP: R

@EliPancol

@elipancol

### KEY TRANSACTIONS

- Originally signed by Jacksonville as an undrafted free agent following the 2025 draft

### COLLEGE

- Played in 57 games (27 starts) for Duke from 2019-24
- Career totals include 130 receptions for 1,710 yards and 14 touchdowns, along with seven rushes for 40 yards and two scores
- Named Third-Team All-ACC in 2024 after hauling in 60 receptions for 798 yards and nine touchdowns... Led the team in receptions and touchdown receptions and ranked second in receiving yards... His nine touchdown catches were third most in the ACC
- Did not see game action in 2023 after suffering a season-ending lower body injury during preseason fall camp
- Saw action in nine games (eight starts) in 2022 and registered 23 receptions for 347 yards before suffering an injury
- Played in all 12 games (six starts) and recorded 17 receptions for 233 yards and one touchdown in 2021
- In 2020, played in all 12 games and produced 24 receptions for 241 yards and one touchdown, plus four rushes for 20 yards and a score
- Caught six passes for 91 yards and three touchdowns and rushed three times for 20 yards and a touchdown as a freshman in 2019... Pro Football Focus Honorable Mention Freshman All-American

### PERSONAL

- Lettered two years at Pendleton Heights (Ind.)
- As a senior, caught 31 passes for 582 yards and a conference-leading 12 touchdowns as the Arabians went 8-3
- During junior campaign, totaled 41 receptions for 834 yards and 17 touchdowns
- Also lettered in basketball and track & field
- An All-HHC selection as a sophomore and an honorable mention choice as a junior on the basketball team
- Graduated from Duke in May 2023 with a visual and media studies degree and added a master's degree in management studies from Duke's Fuqua School of Business in May 2024

### ELI PANCOL'S COLLEGE RUSHING/RECEIVING STATISTICS

DATE	TEAM	GP	GS	RUSHING					RECEIVING				
				NO.	YDS.	AVG.	LG	TD	NO.	YDS.	AVG.	LG	TD
2019	Duke	12	0	3	20	6.7	9	1	6	91	15.2	39	3
2020	Duke	11	0	4	20	5.0	22	1	24	241	10.0	55	1
2021	Duke	12	6	0	0	0.0	0	0	17	233	13.7	28	1
2022	Duke	9	8	0	0	0.0	0	0	23	347	15.1	81	0
2023	Duke	12	0	0	0	0.0	0	0	0	0	0.0	0	0
2024	Duke	12	12	0	0	0.0	0	0	60	798	13.3	86	9
TOTALS		68	26	7	40	5.7	22	2	130	1,710	13.2	86	14

### COLLEGE 2024 GAME-BY-GAME STATISTICS (DUKE)

DATE	OPPONENT	P/S	RUSHING					RECEIVING					W/L	SCORE
			NO.	YDS.	AVG.	LG	TD	NO.	YDS.	AVG.	LG	TD		
08/30	Elon	S	0	0	0.0	0	0	7	81	11.6	55	1	W	26-3
09/06	at Northwestern	S	0	0	0.0	0	0	2	19	9.5	16	2	W	26-20+
09/14	UConn	S	0	0	0.0	0	0	4	61	15.3	36	1	W	26-21
09/21	at Middle Tenn.	S	0	0	0.0	0	0	2	28	14.0	19	0	W	45-17
09/28	North Carolina	S	0	0	0.0	0	0	3	42	14.0	27	0	W	21-20
10/05	at Georgia Tech	S	0	0	0.0	0	0	5	63	12.6	26	1	L	14-24
10/18	Florida St.	S	0	0	0.0	0	0	2	14	7.0	10	0	W	23-16
10/26	SMU	S	0	0	0.0	0	0	11	138	12.5	25	1	L	27-28+
11/02	at Miami (FL)	S	0	0	0.0	0	0	5	36	7.2	10	0	L	31-53
11/09	at NC State	S	0	0	0.0	0	0	5	51	10.2	17	0	W	29-19
11/23	Virginia Tech							DID NOT PLAY (NON-INJURY)					W	31-28
11/30	at Wake Forest	S	0	0	0.0	0	0	4	20	5.0	6	0	W	23-17
01/02	at Ole Miss	S	0	0	0.0	0	0	5	57	11.4	18	0	L	20-52
2024 TOTALS		12-12	0	0	0.0	0	0	55	610	11.1	55	6	9-4	

+ - Overtime





# DE'ANTRE PRINCE | 24

POSITION: CORNERBACK

HT: 6-0 | WT: 183 | DOB: 10-12-2000

COLLEGE: MISSISSIPPI

HOMETOWN: CHARLESTON, MISS.

ACQ: D5-'24

EXP: 2nd YEAR

@DeantrePrince

@treprince5

## KEY TRANSACTIONS

- Originally drafted by Jacksonville in the fifth round (153rd overall) in the 2024 draft

## PRO

### 2024 (Jaguars)

- Appeared in 10 games in his rookie season... Tallied eight tackles (six solo) and one pass defended
- 1/5 at IND:** Saw action at cornerback and recorded five tackles (four solo) and one pass defended
- 10/27 vs. G.B.:** Saw action at cornerback and recorded one solo tackle
- 9/15 vs. CLE:** Saw action at cornerback in his NFL debut and recorded one tackle

## COLLEGE

- Participated in the 2024 East-West Bowl
- Appeared in 51 games and recorded 146 tackles (101 solo), six interceptions, six tackles for loss and 1.0 sack for Mississippi

## PERSONAL

- Son of Jackie Prince and Brandon Brown
- Majored in multidisciplinary studies

## DE'ANTRE PRINCE'S NFL REGULAR SEASON DEFENSIVE STATISTICS

		TACKLES									INTERCEPTIONS						O. FUMB				ST				MISC		
DATE	TEAM	GP	GS	TK	S	A	TFL	YDS	SK	YDS	QBH	NO	YDS	LG	TD	PD	FF	FR	TD	YDS	TK	S	A	FF	FR	S	A
2024	Jaguars	10	0	8	6	2	0	0	0.0	0.0	0	0	0	0	0	1	0	0	0	0	0	0	0	0	0	0	0
NFL TOTALS		10	0	8	6	2	0	0	0.0	0.0	0	0	0	0	0	1	0	0	0	0	0	0	0	0	0	0	0

## SINGLE-GAME HIGHS: DEFENSIVE

**Total Tackles** 1 at Las Vegas Raiders, Dec 22, 2024  
1 vs. Green Bay Packers, Oct 27, 2024  
...1 more at 1.

**Solo Tackles** 4 at Indianapolis Colts, Jan 05, 2025  
1 at Las Vegas Raiders, Dec 22, 2024  
...1 more at 1.

**Passes Defensed**

1 at Indianapolis Colts, Jan 05, 2025




2024 GAME-BY-GAME REGULAR-SEASON STATISTICS (JAGUARS)

DATE	OPPONENT	P/S	TACKLES							INTERCEPTIONS					O. FUMB				ST				MISC				W/L	SCORE
			TK	S	A	SK	YDS	TFL	YDS	QBH	NO	YDS	LG	TD	PD	FF	FR	TD	YDS	TK	S	A	FF	FR	S	A		
09/08	at Dolphins		DID NOT PLAY (NON-INJURY)																								L	17-20
09/15	Browns	P	1	0	1	0.0	0.0	0	0	0	0	0	0	0	0	0	0	0	0	0	0	0	0	0	0	0	L	13-18
09/23	at Bills	P	0	0	0	0.0	0.0	0	0	0	0	0	0	0	0	0	0	0	0	0	0	0	0	0	0	0	L	10-47
09/29	at Texans	P	0	0	0	0.0	0.0	0	0	0	0	0	0	0	0	0	0	0	0	0	0	0	0	0	0	0	L	20-24
10/06	Colts	P	0	0	0	0.0	0.0	0	0	0	0	0	0	0	0	0	0	0	0	0	0	0	0	0	0	0	W	37-34
10/13	at Bears	P	0	0	0	0.0	0.0	0	0	0	0	0	0	0	0	0	0	0	0	0	0	0	0	0	0	0	L	16-35
10/20	Patriots	P	0	0	0	0.0	0.0	0	0	0	0	0	0	0	0	0	0	0	0	0	0	0	0	0	0	0	W	32-16
10/27	Packers	P	1	1	0	0.0	0.0	0	0	0	0	0	0	0	0	0	0	0	0	0	0	0	0	0	0	0	L	27-30
11/03	at Eagles	P	0	0	0	0.0	0.0	0	0	0	0	0	0	0	0	0	0	0	0	0	0	0	0	0	0	0	L	23-28
11/10	Vikings		DID NOT PLAY (NON-INJURY)																								L	7-12
11/17	at Lions		ON INACTIVE LIST																								L	6-52
12/01	Texans		DID NOT PLAY (NON-INJURY)																								L	20-23
12/08	at Titans		DID NOT PLAY (NON-INJURY)																								W	10-6
12/15	Jets		DID NOT PLAY (NON-INJURY)																								L	25-32
12/22	at Raiders	P	1	1	0	0.0	0.0	0	0	0	0	0	0	0	0	0	0	0	0	0	0	0	0	0	0	0	L	14-19
12/29	Titans		DID NOT PLAY (NON-INJURY)																								W	20-13
01/05	at Colts	P	5	4	1	0.0	0.0	0	0	0	0	0	0	0	1	0	0	0	0	0	0	0	0	0	0	0	L	23-26+
2024 TOTALS		10-0	8	6	2	0.0	0.0	0	0	0	0	0	0	0	1	0	0	0	0	0	0	0	0	0	0	0	4-13	

+ - Overtime





# CALEB RANSAW | 27

POSITION: DEFENSIVE BACK

HT: 6-0 | WT: 196 | DOB: 12-22-2002

COLLEGE: TULANE

HOMETOWN: HARVEST, ALA.

ACQ: D3-'25

EXP: R

@Ransaw4

@\_csaww

## KEY TRANSACTIONS

- Originally drafted by Jacksonville in the third round (88th overall) of the 2025 draft

## COLLEGE

- Career totals include 114 tackles, 10 tackles for loss, nine passes defended, one interception and 1.0 sack in 49 games played (31 starts) for Tulane (2024) and Troy (2021-23)
- Named Third-Team All-AAC in 2024 after registering 33 tackles (24 solo), four tackles for loss, three passes defended and 1.0 sack
- Appeared in all 14 games for Troy in 2023, posting a career-high 51 tackles (28 solo), an interception and a forced fumble and was voted Honorable Mention All-SBC
- In 2022, posted 25 tackles (15 solo) and three pass breakups, missing only two tackles all season per Pro Football Focus
- Saw action in 12 games as a true freshman

## PERSONAL

- Attended Sparkman High (Harvest, Ala.), where he earned First-Team All-Region honors as a senior with 32 tackles, 25 pass breakups, two forced fumbles and two interceptions
- As a junior, recorded 49 tackles, a tackle for loss, one interception and 26 pass break ups
- Three-star recruit and No. 100 player in the state of Alabama per ESPN
- Youngest of three brothers
- Cousin is former NFL CB Dre Kirkpatrick

## CALEB RANSAW'S COLLEGE DEFENSIVE STATISTICS

			TACKLES							INTERCEPTIONS							O. FUMB				ST				MISC			
DATE	TEAM	GP	GS	TK	S	A	TFL	YDS	SK	YDS	QBH	NO	YDS	LG	TD	PD	FF	FR	TD	YDS	TK	S	A	FF	FR	S	A	
2021	Troy	10	0	5	1	4	0.0	0.0	0.0	0.0	0	0	0	0	0	0	0	0	0	0	0	0	0	0	0	0	0	
2022	Troy	11	5	25	15	10	0.0	0.0	0.0	0.0	0	0	0	0	0	3	0	0	0	0	0	0	0	0	0	0	0	
2023	Troy	14	14	51	28	23	6.0	13.0	0.0	0.0	2	1	10	10	0	1	0	1	0	0	0	0	0	0	0	0	0	
2024	Tulane	12	12	33	24	9	4.0	13.0	1.0	5.0	0	0	0	0	0	3	0	0	0	0	0	0	0	0	0	0	0	
TOTALS		47	31	114	68	46	10.0	26.0	1.0	5.0	2	1	10	10	0	7	0	1	0	0	0	0	0	0	0	0	0	

## COLLEGE 2024 GAME-BY-GAME STATISTICS (TULANE)

			TACKLES					INTERCEPTIONS					O. FUMB				ST				MISC							
DATE	OPPONENT	P/S	TK	S	A	SK	YDS	TFL	YDS	QBH	NO	YDS	LG	TD	PD	FF	FR	TD	YDS	TK	S	A	FF	FR	S	A	W/L	SCORE
08/29	Southeastern La.	S	0	0	0	0.0	0.0	0.0	0.0	0	0	0	0	0	0	0	0	0	0	0	0	0	0	0	0	0	W	52-0
09/07	Kansas St.	S	5	3	2	0.0	0.0	1.0	6.0	0	0	0	0	0	0	0	0	0	0	0	0	0	0	0	0	0	L	27-34
09/14	at Oklahoma	S	4	4	0	0.0	0.0	0.0	0.0	0	0	0	0	0	0	0	0	0	0	0	0	0	0	0	0	0	L	19-34
09/21	at Louisiana	S	1	1	0	0.0	0.0	0.0	0.0	0	0	0	0	0	0	0	0	0	0	0	0	0	0	0	0	0	W	41-33
09/28	South Fla.	S	4	3	1	0.0	0.0	0.0	0.0	0	0	0	0	0	0	0	0	0	0	0	0	0	0	0	0	0	W	45-10
10/05	at UAB	S	0	0	0	0.0	0.0	0.0	0.0	0	0	0	0	0	1	0	0	0	0	0	0	0	0	0	0	0	W	71-20
10/19	Rice		DID NOT PLAY (NON-INJURY)																							W	24-10	
10/26	at North Texas	S	5	4	1	0.0	0.0	2.0	2.0	0	0	0	0	0	1	0	0	0	0	0	0	0	0	0	0	0	W	45-37
10/31	at Charlotte	S	2	2	0	0.0	0.0	0.0	0.0	0	0	0	0	0	0	0	0	0	0	0	0	0	0	0	0	0	W	34-3
11/09	Temple	S	3	1	2	0.0	0.0	0.0	0.0	0	0	0	0	0	0	0	0	0	0	0	0	0	0	0	0	0	W	52-6
11/16	at Navy	S	1	1	0	1.0	5.0	1.0	5.0	0	0	0	0	0	1	0	0	0	0	0	0	0	0	0	0	0	W	35-0
11/28	Memphis	S	5	4	1	0.0	0.0	0.0	0.0	0	0	0	0	0	0	0	0	0	0	0	0	0	0	0	0	0	L	24-34
12/06	at Army West Point	S	3	1	2	0.0	0.0	0.0	0.0	0	0	0	0	0	0	0	0	0	0	0	0	0	0	0	0	0	L	14-35
12/20	at Florida		DID NOT PLAY (NON-INJURY)																							L	8-33	
2024 TOTALS		12-12	33	24	9	1.0	5.0	4.0	13.0	0	0	0	0	0	3	0	0	0	0	0	0	0	0	0	0	0	9-5	





## KEIVIE ROSE | 97

**POSITION:** DEFENSIVE LINEMAN

**HT:** 6-3 | **WT:** 314 | **DOB:** 12-14-2000

**COLLEGE:** ARKANSAS

**HOMETOWN:** HENDERSON, TEXAS

**ACQ:** UDFA-'25

**EXP:** R

 @kiinggk

 @kiingg.k\_

### KEY TRANSACTIONS

- Originally signed by Jacksonville as an undrafted free agent following the 2025 draft

### COLLEGE

- Played collegiately at Louisiana Tech (2019-22) and Arkansas (2023-24)
- Career totals include 107 tackles (48 solo), 14.5 tackles for loss, 6.0 sacks, four passes defended and two forced fumbles in 60 games played (35 starts)
- In 2024, played in 13 games (one start) and produced 19 tackles (four solo), a tackle for loss and a pass defended
- Saw action in all 12 games (two starts) in 2023 and made 15 tackles with 3.5 tackles for loss and 2.5 sacks
- Started all 12 games and earned First-Team All-Conference USA honors after posting 24 tackles (18 solo), four tackles for loss, 2.0 sacks and two forced fumbles in 2022
- Started all 12 games in 2021 and totaled 25 tackles (11 solo), four tackles for loss, two pass breakups and 1.0 sack
- In 2020, saw action in all 10 games (eight starts) and recorded 23 tackles (eight solo), 1.5 tackles for loss and a pass breakup

### PERSONAL

- Attended Henderson High School (Texas)
- Helped lead Henderson to a 9-5 record and a quarterfinal appearance in state playoffs as a senior
- Named All-District as a senior in 2018
- Has two siblings, Missy and Jay
- Full name is Del'Keiveon Ke'Unta Rose







## DARNELL SAVAGE | 6

POSITION: SAFETY

HT: 5-11 | WT: 198 | DOB: 7-30-1997

COLLEGE: MARYLAND

HOMETOWN: BEAR, DEL.

ACQ: UFA (GB)-24

EXP: 7th YEAR

 @darnellsavage\_

 @darnellsavage\_

### KEY TRANSACTIONS

- Originally drafted by Green Bay in the first round (21st overall) in the 2019 draft
- Signed by Jacksonville as an unrestricted free agent on 3/11/24

### PRO

#### 2024 (Jaguars)

- Started all 13 games in which he appeared... Totaled 51 tackles (41 solo), six passes defended, two tackles for loss and one interception
- **12/15 vs. NYJ:** Started at safety and recorded five tackles (four solo) and two passes defended
- **12/1 vs. HOU:** Started at safety and recorded a team-high seven solo tackles
- **11/10 vs. MIN:** Amassed four tackles (three solo), one tackle for loss, one pass defended and one interception... His interception marked the 10th of his career and his first as a Jaguar

#### 2023 (Packers)

- Started all 10 games he appeared in and recorded 50 total tackles (35 solo), one tackle for loss and one pass defended
- **1/14 at DAL:** Started in the Wild Card game and recorded four tackles (three solo), an interception and a pass defended... Intercepted QB Dak Prescott in the second quarter and returned it 64 yards for a touchdown... His 64-yard return was the fourth-longest interception return in Packers playoff history
- **9/24 vs. N.O.:** Played every snap on defense and recorded six total tackles (five solo)... Appeared on nine special teams snaps, recording a tackle that pinned the Saints at their own 17
- **9/17 at ATL:** Was one of five players to play every snap on defense, recording eight tackles (six solo)
- **9/10 at CHI:** Started and played 66 snaps on defense, leading the team with nine tackles (five solo) and a tackle for a loss

#### 2022 (Packers)

- Played in 16 games with 13 starts... Recorded 57 tackles (42 solo), two tackles for a loss, five passes defended, one interception (returned for first-career touchdown) and one fumble recovery
- **1/8 vs. DET:** Finished with a team-high 11 tackles (seven solo), a tackle for a loss and a team-best two passes defended
- **1/1 vs. MIN:** Recorded two tackles (one solo), one pass defended and one interception... Posted his first career pick-six with a 75-yard return... Marked the longest interception returned for a touchdown by a Packer since 2014

#### 2021 (Packers)

- Started all 17 contests and posted 63 tackles (48 solo), nine passes defended, two interceptions and two tackles for loss
- **12/25 vs. CLE:** Recorded a season-high eight total tackles (five solo), one pass defended and one interception, leading to a drive that resulted in a touchdown
- **10/17 at CHI:** Posted three solo tackles, one pass defended and one interception on 51 defensive snaps

#### 2020 (Packers)

- Started all 15 contests he appeared in during the regular season and recorded 75 total tackles (56 solo), 12 passes defended, four interceptions, three tackles for loss, two quarterback hits, 1.0 sack and one fumble recovery
- Led the team in interceptions (four) and passes defended (12)... Finished the season with the fourth-most tackles on the team
- Played every postseason defensive snap for the Packers, recording four total tackles (three solo) and one quarterback hit
- **12/27 vs. TEN:** Posted five tackles (two solo), three passes defended and one interception
- **12/13 at DET:** Led the defense with eight tackles (all solo), one quarterback hit, one tackle for a loss and his first career sack
- **12/6 vs. PHI:** Posted two solo tackles, one quarterback hit and one interception, marking his third interception in two games
- **11/29 vs. CHI:** Recorded a career-best two interceptions, the first Packer with two interceptions in a single game since 2016
- **11/22 at IND:** Posted six tackles (four solo), one pass defended and his first career fumble recovery

#### 2019 (Packers)

- Started all 14 games he appeared in and recorded 61 tackles (41 solo), seven passes defended, two interceptions, a team-high two forced fumbles, one tackle for loss and one quarterback hit
- Was named to the PFWA All-Rookie team
- Started both playoff games and recorded 12 tackles (nine solo), including one tackle for a loss
- **9/22 vs. DEN:** Matched his season high with seven tackles (five solo) and recorded his first interception in the NFL



- **9/5 at CHI:** Became the first rookie safety to start for the Packers in Week 1 since 2010... Registered three tackles (all solo), one pass defended and one quarterback hit

## COLLEGE

- Played in 46 games with 37 starts in four seasons for Maryland, recording 182 tackles (139 solo), eight INTs (two returned for TDs), 22 passes defended, 1.0 sack, one fumble recovery and one blocked punt he returned for a touchdown
- Earned All-Big Ten honors from the media and coaches in each of his final two years, being named Honorable Mention in 2017 and Second Team in 2018
- Started all 36 games over his final three seasons
- Earned a degree in family science

## PERSONAL

- Born in Salisbury, Md.
- Close friend and college teammate, D.J. Moore, plays wide receiver for the Chicago Bears... He and Moore, who was drafted in the first round (No. 21 overall) by the Carolina Panthers in 2018, were the first Maryland players to be selected in the first round of the NFL Draft in back-to-back years since LB Shawne Merriman (No. 12 overall in 2005) and TE Vernon Davis (No. 6 overall in 2006)
- Helped lead Caravel Academy High School to the 2013 state championship

### DARNELL SAVAGE'S NFL REGULAR SEASON DEFENSIVE STATISTICS

DATE	TEAM	GP	GS	TK	S	A	TACKLES				QBH	NO	INTERCEPTIONS				O. FUMB				ST				MISC	
							TFL	YDS	SK	YDS			YDS	LG	TD	PD	FF	FR	TD	YDS	TK	S	A	FF	FR	S
2019	Packers	14	14	61	41	20	1	2	0.0	0.0	1	2	37	28	0	7	2	0	0	0	0	0	0	0	0	0
2020	Packers	15	15	75	56	19	3	14	1.0	10.0	2	4	13	9	0	12	0	1	0	0	0	0	0	0	0	0
2021	Packers	17	17	63	48	15	2	1	0.0	0.0	0	2	0	0	0	9	0	0	0	0	0	0	0	0	0	0
2022	Packers	16	13	57	42	15	2	6	0.0	0.0	0	1	75	75t	1	5	0	1	0	2	1	1	0	0	0	0
2023	Packers	10	10	50	35	15	1	7	0.0	0.0	0	0	0	0	0	1	0	0	0	0	1	1	0	0	0	0
2024	Jaguars	13	13	51	41	10	2	15	0.0	0.0	0	1	16	16	0	6	0	0	0	0	0	0	0	0	0	0
NFL TOTALS		85	82	357	263	94	11	45	1.0	10.0	3	10	141	75T	1	40	2	2	0	2	2	2	0	0	0	0

### DARNELL SAVAGE'S NFL POSTSEASON DEFENSIVE STATISTICS

DATE	TEAM	GP	TACKLES								INTERCEPTIONS						O. FUMB						ST				MISC			
			GS	TK	S	A	TFL	YDS	SK	YDS	QBH	NO	YDS	LG	TD	PD	FF	FR	TD	YDS	TK	S	A	FF	FR	S	A			
2019	Packers	2	2	12	9	3	1	4	0.0	0.0	0	0	0	0	0	0	0	0	0	0	0	0	0	0	0	0				
2020	Packers	2	2	4	3	1	0	0	0.0	0.0	1	0	0	0	0	0	0	0	0	0	0	0	0	0	0	0				
2021	Packers	1	1	0	0	0	0	0	0.0	0.0	0	0	0	0	0	0	0	0	0	0	0	0	0	0	0	0				
2023	Packers	2	2	8	5	3	0	0	0.0	0.0	0	1	64	64t	1	2	0	0	0	0	0	0	0	0	0	0				
NFL TOTALS		7	7	24	17	7	1	4	0.0	0.0	1	1	64	64T	1	2	0	0	0	0	0	0	0	0	0	0				

### SINGLE-GAME HIGHS: DEFENSIVE

<b>Total Tackles</b>	11 vs. Detroit Lions, Jan 08, 2023	<b>Fumble Recoveries</b>	1 at Indianapolis Colts, Nov 22, 2020
	10 at Chicago Bears, Jan 03, 2021		1 vs. Minnesota Vikings, Nov 10, 2024
<b>Solo Tackles</b>	8 at Chicago Bears, Jan 03, 2021	<b>Tackles For Loss</b>	1 at Chicago Bears, Sep 10, 2023
	8 at Detroit Lions, Dec 13, 2020		...8 more at 1.
<b>Sacks</b>	1.0 at Detroit Lions, Dec 13, 2020	<b>Interceptions</b>	2 vs. Chicago Bears, Nov 29, 2020
<b>Passes Defensed</b>	3 vs. Tennessee Titans, Dec 27, 2020		1 vs. Minnesota Vikings, Nov 10, 2024
	2 vs. New York Jets, Dec 15, 2024		...7 more at 1.
<b>Forced Fumbles</b>	1 vs. Washington Redskins, Dec 08, 2019	<b>Interception Return Yards</b>	28 at New York Giants, Dec 01, 2019
	1 vs. Minnesota Vikings, Sep 15, 2019		9 vs. Tennessee Titans, Dec 27, 2020
			...1 more at 9.
		<b>Special Teams Tackles</b>	1 vs. New Orleans Saints, Sep 24, 2023
			1 vs. Los Angeles Rams, Dec 19, 2022

### SINGLE-GAME HIGHS - POSTSEASON: DEFENSIVE

<b>Total Tackles</b>	9 at San Francisco 49ers, Jan 19, 2020	<b>Tackles For Loss</b>	1 at San Francisco 49ers, Jan 19, 2020
	4 at San Francisco 49ers, Jan 20, 2024		1 at Dallas Cowboys, Jan 14, 2024
	...1 more at 4.	<b>Interceptions</b>	
<b>Solo Tackles</b>	6 at San Francisco 49ers, Jan 19, 2020	<b>Interception Return Yards</b>	64 at Dallas Cowboys, Jan 14, 2024
	3 at Dallas Cowboys, Jan 14, 2024		
	...1 more at 3.		
<b>Passes Defensed</b>	1 at Dallas Cowboys, Jan 14, 2024		




2024 GAME-BY-GAME REGULAR-SEASON STATISTICS (JAGUARS)

			TACKLES								INTERCEPTIONS					O. FUMB				ST				MISC																	
DATE	OPPONENT	P/S	TK	S	A	SK	YDS	TFL	YDS	QBH	NO	YDS	LG	TD	PD	FF	FR	TD	YDS	TK	S	A	FF	FR	S	A	W/L	SCORE													
09/08	at Dolphins	S	0	0	0	0.0	0.0	0	0	0	0	0	0	0	2	0	0	0	0	0	0	0	0	0	0	0	L	17-20													
09/15	Browns		ON INACTIVE LIST																																					L	13-18
09/23	at Bills		ON INACTIVE LIST																																					L	10-47
09/29	at Texans		ON INACTIVE LIST																																					L	20-24
10/06	Colts	S	3	3	0	0.0	0.0	0	0	0	0	0	0	0	0	0	0	0	0	0	0	0	0	0	0	0	W	37-34													
10/13	at Bears	S	2	2	0	0.0	0.0	0	0	0	0	0	0	0	0	0	0	0	0	0	0	0	0	0	0	0	L	16-35													
10/20	Patriots	S	3	2	1	0.0	0.0	0	0	0	0	0	0	0	0	0	0	0	0	0	0	0	0	0	0	0	W	32-16													
10/27	Packers	S	6	4	2	0.0	0.0	0	0	0	0	0	0	0	0	0	0	0	0	0	0	0	0	0	0	0	L	27-30													
11/03	at Eagles	S	4	3	1	0.0	0.0	0	0	0	0	0	0	0	1	0	0	0	0	0	0	0	0	0	0	0	L	23-28													
11/10	Vikings	S	4	3	1	0.0	0.0	1	7	0	1	16	16	0	1	0	0	0	0	0	0	0	0	0	0	0	L	7-12													
11/17	at Lions	S	5	3	2	0.0	0.0	0	0	0	0	0	0	0	0	0	0	0	0	0	0	0	0	0	0	0	L	6-52													
12/01	Texans	S	7	7	0	0.0	0.0	0	0	0	0	0	0	0	0	0	0	0	0	0	0	0	0	0	0	0	L	20-23													
12/08	at Titans	S	2	2	0	0.0	0.0	0	0	0	0	0	0	0	0	0	0	0	0	0	0	0	0	0	0	0	W	10-6													
12/15	Jets	S	5	4	1	0.0	0.0	0	0	0	0	0	0	0	2	0	0	0	0	0	0	0	0	0	0	0	L	25-32													
12/22	at Raiders	S	1	1	0	0.0	0.0	1	8	0	0	0	0	0	0	0	0	0	0	0	0	0	0	0	0	0	L	14-19													
12/29	Titans		INACTIVE																																				W	20-13	
01/05	at Colts	S	9	7	2	0.0	0.0	0	0	0	0	0	0	0	0	0	0	0	0	0	0	0	0	0	0	0	L	23-26+													
2024 TOTALS		13-13	51	41	10	0.0	0.0	2	15	0	1	16	16	0	6	0	0	0	0	0	0	0	0	0	0	0	0	4-13													

+ - Overtime





# CAM'RON SILMON-CRAIG | 32

POSITION: DEFENSIVE BACK

HT: 5-10 | WT: 185 | DOB: 10-30-2002

COLLEGE: COLORADO

HOMETOWN: BIRMINGHAM, ALA.

ACQ: UDFA-'25

EXP: R

@camronsilmon7

## KEY TRANSACTIONS

- Originally signed by Jacksonville as an undrafted free agent following the 2025 draft

## COLLEGE

- Played in 47 games for Jackson State (2021-22) and Colorado (2023-24)
- Started all 13 games at Colorado in 2024, leading the team with 93 total tackles (65 solo) to go with 10 tackles for loss, three pass breakups, two fumble recoveries, 2.0 sacks, one forced fumble and one interception... Recovered a fumble for a 95-yard touchdown, the second-longest in CU history
- Finished the 2024 season ranked ninth in the Big 12 in total tackles and second in the Big 12 and seventh in the NCAA in solo tackles
- Played in 12 games (10 starts) in 2023 and recorded 44 tackles (32 solo), two tackles for loss and 1.0 sack... Tied for the team lead with three interceptions
- Played in 25 games at Jackson State with 111 tackles, 11 pass breakups, 10 tackles for loss, five interceptions, 4.0 sacks, two fumble recoveries and one fumble recovery
- Named First-Team All-SWAC in 2022 when he had 63 tackles, 5.5 tackles for loss, two interceptions, 1.5 sacks, a fumble recovery and a pass breakup
- Posted 48 tackles (34 solo), five pass breakups, 4.5 tackles for loss, three interceptions, a forced fumble and a fumble recovery in 2021

## PERSONAL

- Played high school football at Trinity Christian School (Cedar Hill, Texas) after transferring from Fultondale High School (Birmingham, Ala.)
- Helped Trinity Christian to a 22-4 record in his two seasons, winning a TAPPS Division II state championship with a 13-1 record his junior season and a TCAL National Championship as a senior when the team was 9-3
- Had 67 tackles, four sacks, six pass breakups, three interceptions and one fumble recovery as a junior
- Also played basketball at Fultondale

## CAM'RON SILMON-CRAIG'S COLLEGE DEFENSIVE STATISTICS

		TACKLES									INTERCEPTIONS						O. FUMB				ST				MISC		
DATE	TEAM	GP	GS	TK	S	A	TFL	YDS	SK	YDS	QBH	NO	YDS	LG	TD	PD	FF	FR	TD	YDS	TK	S	A	FF	FR	S	A
2021	Jackson St.	12	1	48	34	14	4.5	13.0	2.5	7.0	2	3	11	11	0	5	1	1	0	0	0	0	0	0	0	0	0
2022	Jackson St.	13	11	65	39	26	5.5	24.0	1.5	14.0	1	2	0	0	0	0	0	1	0	0	0	0	0	0	0	0	0
2023	Colorado	12	10	44	32	12	2.0	2.0	1.0	1.0	1	3	4	4	0	2	0	1	0	0	0	0	0	0	0	0	0
2024	Colorado	13	13	94	66	28	10.0	34.0	2.0	12.0	6	1	17	17	0	3	1	2	2	95	0	0	0	0	0	0	0
TOTALS		50	35	251	171	80	22.0	73.0	7.0	34.0	10	9	32	17	0	10	2	5	2	95	0	0	0	0	0	0	0

## COLLEGE 2024 GAME-BY-GAME STATISTICS (COLORADO)

			TACKLES								INTERCEPTIONS					O. FUMB				ST					MISC			
DATE	OPPONENT	P/S	TK	S	A	SK	YDS	TFL	YDS	QBH	NO	YDS	LG	TD	PD	FF	FR	TD	YDS	TK	S	A	FF	FR	S	A	W/L	SCORE
08/29	North Dakota St.	S	1	1	0	0.0	0.0	0.0	0.0	0	0	0	0	0	0	0	0	0	0	0	0	0	0	0	0	0	W	31-26
09/07	at Nebraska	S	11	11	0	0.0	0.0	3.0	10.0	1	0	0	0	0	0	0	0	0	0	0	0	0	0	0	0	0	L	10-28
09/14	at Colorado St.	S	5	3	2	0.0	0.0	0.0	0.0	2	0	0	0	0	0	0	0	0	0	0	0	0	0	0	0	0	W	28-9
09/21	Baylor	S	14	10	4	0.0	0.0	0.0	0.0	1	0	0	0	0	0	0	0	0	0	0	0	0	0	0	0	0	W	38-31+
09/28	at UCF	S	6	6	0	0.0	0.0	0.0	0.0	0	0	0	0	0	1	0	1	2	95	0	0	0	0	0	0	0	W	48-21
10/12	Kansas St.	S	9	6	3	1.0	8.0	1.0	8.0	1	0	0	0	0	1	0	0	0	0	0	0	0	0	0	0	0	L	28-31
10/19	at Arizona	S	7	5	2	0.0	0.0	0.0	0.0	0	0	0	0	0	1	0	0	0	0	0	0	0	0	0	0	0	W	34-7
10/26	Cincinnati	S	8	6	2	1.0	4.0	2.0	8.0	0	0	0	0	0	0	0	0	0	0	0	0	0	0	0	0	0	W	34-23
11/09	at Texas Tech	S	5	3	2	0.0	0.0	0.0	0.0	0	0	0	0	0	0	0	1	0	0	0	0	0	0	0	0	0	W	41-27
11/16	Utah	S	11	7	4	0.0	0.0	0.5	0.0	0	0	0	0	0	0	1	0	0	0	0	0	0	0	0	0	0	W	49-24
11/23	at Kansas	S	9	5	4	0.0	0.0	1.0	1.0	0	0	0	0	0	0	0	0	0	0	0	0	0	0	0	0	0	L	21-37
11/29	Oklahoma St.	S	2	1	1	0.0	0.0	1.0	2.0	1	0	0	0	0	0	0	0	0	0	0	0	0	0	0	0	0	W	52-0
12/28	BYU	S	6	2	4	0.0	0.0	1.5	5.0	0	1	17	17	0	0	0	0	0	0	0	0	0	0	0	0	0	L	14-36
2024 TOTALS		13-13	94	66	28	2.0	12.0	10.0	34.0	6	1	17	17	0	3	1	2	2	95	0	0	0	0	0	0	0	0	9-4

+ - Overtime





# DORIAN SINGER | 13

POSITION: WIDE RECEIVER

HT: 6-0 | WT: 181 | DOB: 10-16-2002

COLLEGE: UTAH

HOMETOWN: SAINT PAUL, MINN.

ACQ: UDFA-'25

EXP: R

@dorian\_singer1

@doriansinger

## KEY TRANSACTIONS

- Originally signed by Jacksonville as an undrafted free agent following the 2025 draft

## COLLEGE

- Played in 41 career games for Arizona (2021-22), Southern California (2023) and Utah (2024)
- Career totals include 161 receptions for 2,397 yards and 10 touchdowns
- Started all 12 games in 2024, leading the team with 53 catches and 702 yards to go with one touchdown
- Recorded 24 catches for 289 yards and three touchdowns in 2023 at USC
- Finished his career at Arizona with 84 catches for 1,406 yards (six touchdowns), averaging 16.7 yards per catch and 82.7 yards per game
- Played in all 12 games (11 starts) in 2022, racking up 1,105 yards on 66 catches (six touchdowns) with four 100-plus yard games... Named Associated Press All-Pac 12 First-Team

## PERSONAL

- Played high school football at Pinnacle (Phoenix, Ariz.), where he was an All-State and All-Conference Selection
- Had 37 catches for 889 yards and 14 touchdowns in his senior season
- His 889 yards in 2020 were the second-most in program history

## DORIAN SINGER'S COLLEGE RUSHING/RECEIVING STATISTICS

DATE	TEAM	GP	GS	RUSHING					RECEIVING				
				NO.	YDS.	AVG.	LG	TD	NO.	YDS.	AVG.	LG	TD
2021	Arizona	5	1	0	0	0.0	0	0	18	301	16.7	45	0
2022	Arizona	12	11	0	0	0.0	0	0	66	1,105	16.7	73	6
2023	Southern California	13	10	0	0	0.0	0	0	24	289	12.0	44	3
2024	Utah	12	12	0	0	0.0	0	0	53	702	13.2	40	1
TOTALS		42	34	0	0	0.0	0	0	161	2,397	14.9	73	10

## DORIAN SINGER'S COLLEGE RETURN STATISTICS

KICKOFF RETURNS							PUNT RETURNS					
DATE	TEAM	RET.	YDS.	AVG.	LG	TD	NO.	FC	YDS.	AVG.	LG	TD
2021	Arizona	0	0	0.0	0	0	0	0	0	0.0	0	0
2022	Arizona	0	0	0.0	0	0	3	0	32	10.7	16	0
2023	Southern California	0	0	0.0	0	0	0	0	0	0.0	0	0
2024	Utah	0	0	0.0	0	0	8	0	45	5.6	17	0
TOTALS		0	0	0.0	0	0	11	0	77	7.0	17	0

## COLLEGE 2024 GAME-BY-GAME STATISTICS (UTAH)

DATE	OPPONENT	P/S	RUSHING					RECEIVING					W/L	SCORE
			NO.	YDS.	AVG.	LG	TD	NO.	YDS.	AVG.	LG	TD		
08/29	Southern Utah	S	0	0	0.0	0	0	2	31	15.5	17	0	W	49-0
09/07	Baylor	S	0	0	0.0	0	0	3	12	4.0	8	0	W	23-12
09/14	at Utah St.	S	0	0	0.0	0	0	5	66	13.2	25	0	W	38-21
09/21	at Oklahoma St.	S	0	0	0.0	0	0	7	95	13.6	25	0	W	22-19
09/28	Arizona	S	0	0	0.0	0	0	9	155	17.2	37	0	L	10-23
10/11	at Arizona St.	S	0	0	0.0	0	0	4	75	18.8	35	0	L	19-27
10/19	TCU	S	0	0	0.0	0	0	3	52	17.3	36	0	L	7-13
10/26	at Houston	S	0	0	0.0	0	0	6	54	9.0	15	0	L	14-17
11/09	BYU	S	0	0	0.0	0	0	5	76	15.2	36	0	L	21-22
11/16	at Colorado	S	0	0	0.0	0	0	5	65	13.0	40	1	L	24-49
11/23	Iowa St.	S	0	0	0.0	0	0	1	6	6.0	6	0	L	28-31
11/29	at UCF	S	0	0	0.0	0	0	3	15	5.0	6	0	W	28-14
2024 TOTALS		12-12	0	0	0.0	0	0	53	702	13.2	40	1	5-7	






# COLLEGE 2024 GAME-BY-GAME STATISTICS (UTAH)

DATE	OPPONENT	P/S	KICKOFF RETURNS					PUNT RETURNS					W/L	SCORE
			RET	YDS	AVG	LG	TD	NO	FC	YDS	AVG	LG		
08/29	Southern Utah	S	0	0	0.0	0	0	0	0	0	0.0	0	W	49-0
09/07	Baylor	S	0	0	0.0	0	0	0	0	0	0.0	0	W	23-12
09/14	at Utah St.	S	0	0	0.0	0	0	0	0	0	0.0	0	W	38-21
09/21	at Oklahoma St.	S	0	0	0.0	0	0	0	0	0	0.0	0	W	22-19
09/28	Arizona	S	0	0	0.0	0	0	0	0	0	0.0	0	L	10-23
10/11	at Arizona St.	S	0	0	0.0	0	0	0	0	0	0.0	0	L	19-27
10/19	TCU	S	0	0	0.0	0	0	1	0	-7	-7.0	0	L	7-13
10/26	at Houston	S	0	0	0.0	0	0	2	0	13	6.5	13	L	14-17
11/09	BYU	S	0	0	0.0	0	0	0	0	0	0.0	0	L	21-22
11/16	at Colorado	S	0	0	0.0	0	0	3	0	30	10.0	17	L	24-49
11/23	Iowa St.	S	0	0	0.0	0	0	2	0	9	4.5	7	L	28-31
11/29	at UCF	S	0	0	0.0	0	0	0	0	0	0.0	0	W	28-14
2024 TOTALS		12-12	0	0	0.0	0	0	8	0	45	5.6	17	0	5-7





# DONEIKO SLAUGHTER | 35

POSITION: DEFENSIVE BACK  
HT: 6-0 | WT: 190 | DOB: 11-8-2001  
COLLEGE: ARKANSAS  
HOMETOWN: ROSWELL, GA.  
ACQ: UDFA-25  
EXP: R

@Neikoslaughter  
 @neikoslaughter

## KEY TRANSACTIONS

- Originally signed by Jacksonville as an undrafted free agent following the 2025 draft

## COLLEGE

- Played in 56 games (28 starts) at Tennessee (2020-23) and Arkansas (2024)
- Career totals include 167 tackles (110 solo), 15 passes defended, 8.5 tackles for loss, 4.0 sacks, two interceptions and one forced fumble
- Started 13 games in 2024 at Arkansas and registered a career-high 80 tackles (44 solo) along with seven passes defended, three tackles for loss, 1.0 sack, one forced fumble and one interception
- Finished with 32 total tackles (26 solo), including 1.0 sack, in 10 games in 2023
- Appeared in 12 games (seven starts) in 2022, leading the team in pass breakups (seven) to go with an interception and a fumble recovery
- In 2021, saw action in 11 games, posting 16 tackles, three tackles for loss and 1.0 sack
- Played in all 10 games (one start) as a true freshman, making eight tackles, one tackle for loss and 1.0 sack

## PERSONAL

- Played high school football at Roswell (Ga.)
- Helped lead the Hornets to a district title and the second round of the Georgia Class 7A State Playoffs as a senior in 2019
- 2019 Georgia Class 7A All-State selection and 2019 4-7A First Team All-Region
- 2018 4-7A Second Team All-Region
- Led Roswell with 8.0 sacks in 2018

## DONEIKO SLAUGHTER'S COLLEGE DEFENSIVE STATISTICS

		TACKLES									INTERCEPTIONS							O. FUMB				ST				MISC			
DATE	TEAM	GP	GS	TK	S	A	TFL	YDS	SK	YDS	QBH	NO	YDS	LG	TD	PD	FF	FR	TD	YDS	TK	S	A	FF	FR	S	A		
2020	Tennessee	10	1	8	4	4	1.0	8.0	1.0	8.0	0	0	0	0	0	0	0	0	0	0	0	0	0	0	0	0	0		
2021	Tennessee	11	0	16	12	4	3.0	20.0	1.0	8.0	1	0	0	0	0	0	0	0	0	0	0	0	0	0	0	0	0		
2022	Tennessee	12	7	31	24	7	0.5	1.0	0.0	0.0	0	1	0	0	0	7	0	1	0	0	0	0	0	0	0	0	0		
2023	Tennessee	12	7	32	26	6	1.0	9.0	1.0	9.0	0	0	0	0	0	1	0	0	0	0	0	0	0	0	0	0	0		
2024	Arkansas	13	13	80	44	36	3.0	12.0	1.0	6.0	0	1	0	0	0	6	1	0	0	0	0	0	0	0	0	0	0		
TOTALS		58	28	167	110	57	8.5	50.0	4.0	31.0	1	2	0	0	0	14	1	1	0	0	0	0	0	0	0	0	0		

## COLLEGE 2024 GAME-BY-GAME STATISTICS (ARKANSAS)

			TACKLES								INTERCEPTIONS					O. FUMB				ST				MISC				
DATE	OPPONENT	P/S	TK	S	A	SK	YDS	TFL	YDS	QBH	NO	YDS	LG	TD	PD	FF	FR	TD	YDS	TK	S	A	FF	FR	S	A	W/L	SCORE
08/29	Ark.-Pine Bluff	S	2	1	1	0.0	0.0	0.0	0.0	0	0	0	0	0	0	0	0	0	0	0	0	0	0	0	0	0	W	70-0
09/07	at Oklahoma St.	S	6	5	1	0.0	0.0	0.0	0.0	0	0	0	0	0	2	0	0	0	0	0	0	0	0	0	0	0	L	31-39+
09/14	UAB	S	7	2	5	0.0	0.0	0.0	0.0	0	0	0	0	0	1	0	0	0	0	0	0	0	0	0	0	0	W	37-27
09/21	at Auburn	S	9	8	1	1.0	6.0	2.0	8.0	0	1	0	0	0	0	0	0	0	0	0	0	0	0	0	0	0	W	24-14
09/28	at Texas A&M	S	3	2	1	0.0	0.0	0.0	0.0	0	0	0	0	0	0	0	0	0	0	0	0	0	0	0	0	0	L	17-21
10/05	Tennessee	S	8	4	4	0.0	0.0	0.0	0.0	0	0	0	0	0	1	0	0	0	0	0	0	0	0	0	0	0	W	19-14
10/19	LSU	S	10	6	4	0.0	0.0	0.0	0.0	0	0	0	0	0	0	0	0	0	0	0	0	0	0	0	0	0	L	10-34
10/26	at Mississippi St.	S	7	4	3	0.0	0.0	0.0	0.0	0	0	0	0	0	1	0	0	0	0	0	0	0	0	0	0	0	W	58-25
11/02	Ole Miss	S	6	3	3	0.0	0.0	0.0	0.0	0	0	0	0	0	0	0	0	0	0	0	0	0	0	0	0	0	L	31-63
11/16	Texas	S	3	1	2	0.0	0.0	1.0	4.0	0	0	0	0	0	0	0	0	0	0	0	0	0	0	0	0	0	L	10-20
11/23	Louisiana Tech	S	6	2	4	0.0	0.0	0.0	0.0	0	0	0	0	0	0	1	0	0	0	0	0	0	0	0	0	0	W	35-14
11/30	at Missouri	S	9	2	7	0.0	0.0	0.0	0.0	0	0	0	0	0	0	0	0	0	0	0	0	0	0	0	0	0	L	21-28
12/27	Texas Tech	S	4	4	0	0.0	0.0	0.0	0.0	0	0	0	0	0	1	0	0	0	0	0	0	0	0	0	0	0	W	39-26
2024 TOTALS		13-13	80	44	36	1.0	6.0	3.0	12.0	0	1	0	0	0	6	1	0	0	0	0	0	0	0	0	0	0	0	7-6

+ - Overtime





## DAWUANE SMOOT | 58

POSITION: DEFENSIVE END

HT: 6-3 | WT: 275 | DOB: 3-2-1995


COLLEGE: ILLINOIS

HOMETOWN: GROVEPORT, OHIO

ACQ: FA-'25

EXP: 9th YEAR

 @Bigsmoot\_94

 @bigsmoot\_94

### KEY TRANSACTIONS

- Originally drafted by Jacksonville in the third round (68th overall) of the 2017 draft
- Re-signed by Jacksonville on 3/16/21
- Re-signed by Jacksonville on 7/21/23
- Signed by Buffalo on 5/3/24
- Signed by Jacksonville on 6/4/25

### PRO

#### 2024 (Bills)

- Played in 11 games, making four starts... Posted 16 tackles, five tackles for loss, four quarterback hits, two forced fumbles, 1.5 sacks and one pass defended
- **10/20 vs. TEN:** Had four tackles and split a sack of Titans QB Mason Rudolph
- **10/6 at HOU:** Had a strip-sack of Texans QB C.J. Stroud

#### 2023 (Jaguars)

- Appeared in 12 games, recording 10 tackles, four QB hits, 1.0 sack and one forced fumble... Missed the first five games of the season due to injury
- Named the Jaguars' 2023 Walter Payton Man of the Year nominee
- **10/19 at N.O.:** Posted two total tackles, one forced fumble and 1.0 sack for a six-yard loss

#### 2022 (Jaguars)

- Played in 15 games where he totaled 21 tackles (six for loss), 12 QB hits, 5.0 sacks, two passes defended, one forced fumble and a fumble recovery before being placed on injured reserve on Dec. 26
- **11/6 vs. L.V.:** Posted 2.0 sacks on 29 defensive snaps, the sixth career multi-sack game of his career
- **10/30 vs. DEN:** Recorded three total tackles (one solo), including one tackle for loss, and 1.5 sacks
- **9/25 at LAC:** Recorded two solo tackles, 1.0 sack for 11 yards, one QB hit and one forced fumble

#### 2021 (Jaguars)

- Appeared in 16 games, making 10 starts... Recorded 36 total tackles (22 solo), 6.0 sacks and 16 QB hits
- **1/9 vs. IND:** Started at outside linebacker and finished the game with 1.0 sack and one pass defended
- **12/12 at TEN:** Started along the defensive line and posted two total tackles, including 1.0 sack and three QB hits
- **10/10 vs. TEN:** Sacked QB Ryan Tannehill for an 11-yard loss in the third quarter and finished the game with 1.5 sacks, marking the third multi-sack game of his career

#### 2020 (Jaguars)

- Saw action in all 16 games, starting seven... Notched a career-best 25 tackles (21 solo) and led the team with 5.5 sacks... Also posted five tackles for loss and two forced fumbles
- **12/20 at BAL:** Started at defensive end and tallied three solo tackles, 1.0 sack and one forced fumble
- **10/11 at HOU:** Earned his first career start at defensive end and collected two tackles, including 1.0 sack... One of his three pressures helped force CB Sidney Jones IV's second-quarter INT

#### 2019 (Jaguars)

- Appeared in all 16 games, amassing 17 tackles (12 solo), 6.0 sacks and one fumble recovery
- **12/29 vs. IND:** Posted two tackles, 1.0 sack and one fumble recovery
- **12/22 at ATL:** Saw action at defensive end and notched 1.0 sack
- **9/19 vs. TEN:** Posted three tackles (two solo), including his first two career sacks

#### 2018 (Jaguars)

- Played in eight games and totaled four tackles (three solo), three quarterback hits and one tackle for loss
- **12/2 vs. IND:** Saw action on the defensive line, posting two tackles (one solo)
- **11/11 at IND:** Made his season debut and recorded one tackle



2017 (Jaguars)

- Played in all 16 games as a rookie and registered 15 tackles (11 solo), five quarterback hits and two tackles for loss along with five tackles (three solo) on special teams... Also played in three postseason contests and produced two quarterback hits and one solo special teams tackle
- **11/26 at ARI:** Recorded two solo tackles and two solo special teams tackles
- **9/10 at HOU:** Made his NFL debut and recorded one solo tackle

COLLEGE

- Finished his collegiate career with 24 straight starts
- Tied for sixth in Illinois history with 38.5 tackles for a loss and eighth with 16.5 career sacks
- Named team captain as a senior, starting all 12 games at defensive tackle and totaling 56 tackles, 15 tackles for loss, 10 QB pressures, 5.0 sacks, two forced fumbles and one pass defended
- Recorded 8.0 sacks in his junior year

PERSONAL

- Opened a private pre-kindergarten children's school in Jacksonville, The Elsie Academy, to give back to the community
- Attended Groveport Madison (Ohio) High School and in his final two seasons, totaled 204 tackles, 24.0 sacks, five forced fumbles, four passes defended and one fumble recovery
- Earned defensive MVP at Madison in his junior and senior years
- Has his own personal YouTube channel, 'Smoot TV', that chronicles his NFL journey on and off the field
- Received national media attention from various outlets after delivering his wife's baby, Ahlani, in his living room in 2021
- Does mixed martial arts training in the offseason

DAWUANE SMOOT'S NFL REGULAR SEASON DEFENSIVE STATISTICS																															
			TACKLES										INTERCEPTIONS							O. FUMB					ST				MISC		
DATE	TEAM	GP	GS	TK	S	A	TFL	YDS	SK	YDS	QBH	NO	YDS	LG	TD	PD	FF	FR	TD	YDS	TK	S	A	FF	FR	S	A	FF	FR	S	A
2017	Jaguars	16	0	15	11	4	2	1	0.0	0.0	5	0	0	0	0	0	0	0	0	0	5	3	2	0	0	0	0	0	0	0	0
2018	Jaguars	8	0	4	3	1	1	1	0.0	0.0	3	0	0	0	0	0	0	0	0	0	0	0	0	0	0	0	0	0	0	0	0
2019	Jaguars	16	0	17	12	5	6	32	6.0	32.0	7	0	0	0	0	0	0	1	0	0	0	0	0	0	0	0	0	0	0	0	0
2020	Jaguars	16	7	25	21	4	5	23	5.5	23.0	17	0	0	0	0	0	2	0	0	0	0	0	0	0	0	0	0	0	0	0	0
2021	Jaguars	16	10	36	22	14	7	48	6.0	48.5	16	0	0	0	0	3	1	0	0	0	0	0	0	0	0	0	0	0	0	0	0
2022	Jaguars	15	0	21	14	7	6	21	5.0	34.5	12	0	0	0	0	2	1	1	0	0	0	0	0	0	0	0	0	0	0	0	0
2023	Jaguars	12	0	10	8	2	0	0	1.0	6.0	4	0	0	0	0	0	1	0	0	0	0	0	0	0	0	0	0	0	0	0	0
2024	Bills	11	4	16	12	4	5	29	1.5	1.5	4	0	0	0	0	1	2	0	0	0	0	0	0	0	0	0	0	0	0	0	0
NFL TOTALS		110	21	144	103	41	32	155	25.0	145.5	68	0	0	0	0	6	7	2	0	0	5	3	2	0	0	0	0	0	0	0	0

DAWUANE SMOOT'S NFL POSTSEASON DEFENSIVE STATISTICS																															
			TACKLES										INTERCEPTIONS							O. FUMB					ST				MISC		
DATE	TEAM	GP	GS	TK	S	A	TFL	YDS	SK	YDS	QBH	NO	YDS	LG	TD	PD	FF	FR	TD	YDS	TK	S	A	FF	FR	S	A	FF	FR	S	A
2017	Jaguars	3	0	0	0	0	0	0	0.0	0.0	2	0	0	0	0	0	0	0	0	0	1	1	0	0	0	0	0	0	0	0	0
2022	Jaguars	0	0	0	0	0	0	0	0.0	0.0	0	0	0	0	0	0	0	0	0	0	0	0	0	0	0	0	0	0	0	0	0
2024	Bills	3	0	1	0	1	0	0	0.0	0.0	3	0	0	0	0	0	0	0	0	0	0	0	0	0	0	0	0	0	0	0	0
NFL TOTALS		6	0	1	0	1	0	0	0.0	0.0	5	0	0	0	0	0	0	0	0	0	1	1	0	0	0	0	0	0	0	0	0

SINGLE-GAME HIGHS: DEFENSIVE		
Total Tackles	5 vs. Dallas Cowboys, Dec 18, 2022 5 vs. Houston Texans, Dec 19, 2021 ...2 more at 5.	Forced Fumbles 1 vs. New England Patriots, Dec 22, 2024 1 at Houston Texans, Oct 06, 2024 ...5 more at 1.
Solo Tackles	4 vs. Dallas Cowboys, Dec 18, 2022 3 vs. Tennessee Titans, Oct 20, 2024 ...7 more at 3.	Fumble Recoveries 1 vs. Indianapolis Colts, Dec 29, 2019
Sacks	2.0 vs. Las Vegas Raiders, Nov 06, 2022 2.0 at Minnesota Vikings, Dec 06, 2020 ...1 more at 2.0.	Tackles For Loss 3 vs. Dallas Cowboys, Dec 18, 2022 2 vs. Las Vegas Raiders, Nov 06, 2022 ...3 more at 2.
Passes Defensed	1 at Detroit Lions, Dec 15, 2024 1 vs. Dallas Cowboys, Dec 18, 2022 ...4 more at 1.	Special Teams Tackles 2 at Arizona Cardinals, Nov 26, 2017 1 vs. Indianapolis Colts, Dec 03, 2017 ...2 more at 1.

SINGLE-GAME HIGHS - POSTSEASON: DEFENSIVE		
Total Tackles	1 vs. Denver Broncos, Jan 12, 2025	Special Teams Tackles 1 at New England Patriots, Jan 21, 2018

# 2024 GAME-BY-GAME REGULAR-SEASON STATISTICS (BILLS)

			TACKLES							INTERCEPTIONS							O. FUMB				ST				MISC			
DATE	OPPONENT	P/S	TK	S	A	SK	YDS	TFL	YDS	QBH	NO	YDS	LG	TD	PD	FF	FR	TD	YDS	TK	S	A	FF	FR	S	A	W/L	SCORE
09/08	Cardinals		ON INACTIVE LIST																							W	34-28	
09/12	at Dolphins		INACTIVE																							W	31-10	
09/23	Jaguars	P	0	0	0	0.0	0.0	0	0	0	0	0	0	0	0	0	0	0	0	0	0	0	0	0	0	0	W	47-10
09/29	at Ravens	P	4	2	2	0.0	0.0	1	3	0	0	0	0	0	0	0	0	0	0	0	0	0	0	0	0	0	L	10-35
10/06	at Texans	P	1	1	0	1.0	0.0	0	0	0	0	0	0	0	0	1	0	0	0	0	0	0	0	0	0	0	L	20-23
10/14	at Jets	S	2	1	1	0.0	0.0	0	0	0	0	0	0	0	0	0	0	0	0	0	0	0	0	0	0	0	W	23-20
10/20	Titans	S	4	3	1	0.5	1.5	1	1	1	0	0	0	0	0	0	0	0	0	0	0	0	0	0	0	0	W	34-10
10/27	at Seahawks	S	1	1	0	0.0	0.0	1	19	2	0	0	0	0	0	0	0	0	0	0	0	0	0	0	0	0	W	31-10
11/03	Dolphins	S	0	0	0	0.0	0.0	0	0	0	0	0	0	0	0	0	0	0	0	0	0	0	0	0	0	0	W	30-27
11/10	at Colts		INJURED RESERVE																							W	30-20	
11/17	Chiefs		INJURED RESERVE																							W	30-21	
12/01	49ers		INJURED RESERVE																							W	35-10	
12/08	at Rams		INJURED RESERVE																							L	42-44	
12/15	at Lions	P	1	1	0	0.0	0.0	1	5	0	0	0	0	0	1	0	0	0	0	0	0	0	0	0	0	0	W	48-42
12/22	Patriots	P	2	2	0	0.0	0.0	0	0	1	0	0	0	0	0	1	0	0	0	0	0	0	0	0	0	0	W	24-21
12/29	Jets	P	1	1	0	0.0	0.0	1	1	0	0	0	0	0	0	0	0	0	0	0	0	0	0	0	0	0	W	40-14
01/05	at Patriots	P	0	0	0	0.0	0.0	0	0	0	0	0	0	0	0	0	0	0	0	0	0	0	0	0	0	0	L	16-23
2024 TOTALS		11-4	16	12	4	1.5	1.5	5	29	4	0	0	0	0	1	2	0	0	0	0	0	0	0	0	0	0	13-4	

# 2024 GAME-BY-GAME POSTSEASON STATISTICS (BILLS)

			TACKLES							INTERCEPTIONS						O. FUMB				ST				MISC				
DATE	OPPONENT	P/S	TK	S	A	SK	YDS	TFL	YDS	QBH	NO	YDS	LG	TD	PD	FF	FR	TD	YDS	TK	S	A	FF	FR	S	A	W/L	SCORE
01/12	Broncos	P	1	0	1	0.0	0.0	0	0	1	0	0	0	0	0	0	0	0	0	0	0	0	0	0	0	0	W	31-7
01/19	Ravens	P	0	0	0	0.0	0.0	0	0	0	0	0	0	0	0	0	0	0	0	0	0	0	0	0	0	0	W	27-25
01/26	at Chiefs	P	0	0	0	0.0	0.0	0	0	2	0	0	0	0	0	0	0	0	0	0	0	0	0	0	0	0	L	29-32
2024 TOTALS			3-0	1	0	1	0.0	0.0	0	0	3	0	0	0	0	0	0	0	0	0	0	0	0	0	0	0	2-1	







# BRENTON STRANGE | 85

POSITION: TIGHT END

HT: 6-4 | WT: 253 | DOB: 12-27-2000

COLLEGE: PENN STATE

HOMETOWN: PARKERSBURG, W.VA.

ACQ: D2-'23

EXP: 3rd YEAR

BrentonStrange

brentonstrange\_

## KEY TRANSACTIONS

- Originally drafted by Jacksonville in the second round (61st overall) of the 2023 NFL Draft

## PRO

### 2024 (Jaguars)

- Saw action in all 17 games and made 10 starts at tight end... Tallied 411 yards and two touchdowns on 40 receptions, all career-highs
- 12/15 vs. NYJ:** Started at tight end and recorded a career-high 73 yards on a career-high 11 receptions... His 11 receptions tied for fifth in franchise history for a single game
- 10/6 vs. IND:** Started at tight end and recorded 24 yards and one touchdown on four receptions
- 9/15 vs. CLE:** Started at tight end and recorded 65 yards on three receptions

### 2023 (Jaguars)

- Appeared in 14 games with four starts during his rookie season... Recorded five receptions for 35 yards and one touchdown
- 10/15 vs. IND:** Started at tight end and recorded two receptions for 27 yards and his first career touchdown... Saw action on special teams
- 9/24 vs. HOU:** Recorded two receptions for seven yards... Saw action on special teams
- 9/10 at IND:** Saw action at tight end and on special teams in NFL debut

## COLLEGE

- Appeared in 37 games while at Penn State, making 31 starts
- Caught 70 passes for 755 yards, scoring 11 touchdowns
- Was named to the 2022 Mackey Award watch list
- Named All-Big Ten honorable mention following his sophomore season
- Redshirted his freshman year and played the next three seasons

## PERSONAL

- Majoring in recreation, park and tourism management
- Four-time letterman and two-time team captain at Parkersburg High School (W.Va.)
- Played tight end and defensive back and finished his high school career with the school record for receptions and receiving yards in a season and a career, season receiving touchdowns and career interception returns for a touchdown
- Also played four years of basketball

## BRENTON STRANGE'S NFL REGULAR SEASON RUSHING/RECEIVING STATISTICS

DATE	TEAM	GP	GS	RECEIVING					RUSHING				
				NO.	YDS.	AVG.	LG	TD	NO.	YDS.	AVG.	LG	TD
2023	Jaguars	14	4	5	35	7.0	17	1	0	0	0.0	0	0
2024	Jaguars	17	10	40	411	10.3	30	2	0	0	0.0	0	0
NFL TOTALS		31	14	45	446	9.9	30	3	0	0	0.0	0	0

### SINGLE-GAME HIGHS: RECEIVING

Receptions	11 vs. New York Jets, Dec 15, 2024	Receiving TDs	1 vs. Indianapolis Colts, Oct 06, 2024
	5 vs. Green Bay Packers, Oct 27, 2024		1 at Buffalo Bills, Sep 23, 2024
Receiving Yards	73 vs. New York Jets, Dec 15, 2024	All-Purpose Yards	...1 more at 1.
	65 vs. Cleveland Browns, Sep 15, 2024		73 vs. New York Jets, Dec 15, 2024
Receiving Average	21.7 vs. Cleveland Browns, Sep 15, 2024	Most TDs	65 vs. Cleveland Browns, Sep 15, 2024
	15.0 at Indianapolis Colts, Jan 05, 2025		1 vs. Indianapolis Colts, Oct 06, 2024
Longest Receptions	30 vs. Cleveland Browns, Sep 15, 2024		1 at Buffalo Bills, Sep 23, 2024
	26 at Indianapolis Colts, Jan 05, 2025		...1 more at 1.
...1 more at 26.			




# 2024 GAME-BY-GAME REGULAR-SEASON STATISTICS (JAGUARS)

DATE	OPPONENT	P/S	RECEIVING					RUSHING					W/L	SCORE
			NO.	YDS.	AVG.	LG	TD	NO.	YDS.	AVG.	LG	TD		
09/08	at Dolphins	P	0	0	0.0	0	0	0	0	0.0	0	0	L	17-20
09/15	Browns	S	3	65	21.7	30	0	0	0	0.0	0	0	L	13-18
09/23	at Bills	S	2	12	6.0	6t	1	0	0	0.0	0	0	L	10-47
09/29	at Texans	S	3	19	6.3	11	0	0	0	0.0	0	0	L	20-24
10/06	Colts	S	4	24	6.0	12	1	0	0	0.0	0	0	W	37-34
10/13	at Bears	P	1	11	11.0	11	0	0	0	0.0	0	0	L	16-35
10/20	Patriots	P	0	0	0.0	0	0	0	0	0.0	0	0	W	32-16
10/27	Packers	P	5	59	11.8	21	0	0	0	0.0	0	0	L	27-30
11/03	at Eagles	P	0	0	0.0	0	0	0	0	0.0	0	0	L	23-28
11/10	Vikings	S	2	25	12.5	23	0	0	0	0.0	0	0	L	7-12
11/17	at Lions	S	1	6	6.0	6	0	0	0	0.0	0	0	L	6-52
12/01	Texans	P	1	14	14.0	14	0	0	0	0.0	0	0	L	20-23
12/08	at Titans	P	1	21	21.0	21	0	0	0	0.0	0	0	W	10-6
12/15	Jets	S	11	73	6.6	9	0	0	0	0.0	0	0	L	25-32
12/22	at Raiders	S	2	22	11.0	13	0	0	0	0.0	0	0	L	14-19
12/29	Titans	S	0	0	0.0	0	0	0	0	0.0	0	0	W	20-13
01/05	at Colts	S	4	60	15.0	26	0	0	0	0.0	0	0	L	23-26+
2024 TOTALS		17-10	40	411	10.3	30	2	0	0	0.0	0	0	4-13	

+ - Overtime





# DANNY STRIGGOW | 92

POSITION: DEFENSIVE LINEMAN  
HT: 6-5 | WT: 255 | DOB: 7-24-2002  
COLLEGE: MINNESOTA  
HOMETOWN: LONG LAKE, MINN.  
ACQ: UDFA-25  
EXP: R

@dstriggow23  
 @dstriggow

## KEY TRANSACTIONS

- Originally signed by Jacksonville as an undrafted free agent following the 2025 draft

## COLLEGE

- Played five seasons at Minnesota (2020-24) and played in 52 games (25 starts)
- Finished his time with the Golden Gophers with 124 tackles (71 solo), 18 tackles for loss, 14.5 sacks, three passes defended, two forced fumbles, one fumble recovery and one interception
- In 2024, Striggow recorded 52 tackles, 5.5 tackles for loss, five sacks, one forced fumble and one fumble recovery
- Named an All-Big Ten Honorable Mention (2024, 2023, 2022)
- Won the Big Ten Sportsmanship Award in 2024, and was named to the Academic All-Big Ten for four-consecutive years (2021-24)

## PERSONAL

- Son of Jeff and Michelle Striggow
- Attended Orono High School in Long Lake, Minn.
- Earned All-District (2018,2019), All-State and Academic All-State (2019) honors
- As a senior, finished the season with 36 tackles, eight tackles for loss, four sacks and one forced fumble, and 598 all-purpose yards, 468 rushing yards and five rushing touchdowns on offense
- Wrestled in high school and won the 2019 Class 2A wrestling state championship in 2019

## DANNY STRIGGOW'S COLLEGE DEFENSIVE STATISTICS

		TACKLES									INTERCEPTIONS						O. FUMB				ST				MISC			
DATE	TEAM	GP	GS	TK	S	A	TFL	YDS	SK	YDS	QBH	NO	YDS	LG	TD	PD	FF	FR	TD	YDS	TK	S	A	FF	FR	S	A	
2020	Minnesota	3	0	0	0	0	0.0	0.0	0.0	0.0	0	0	0	0	0	0	0	0	0	0	0	0	0	0	0	0	0	
2021	Minnesota	12	0	1	1	0	1.0	1.0	0.0	0.0	0	0	0	0	0	0	0	0	0	0	0	0	0	0	0	0	0	
2022	Minnesota	11	0	20	13	7	4.5	26.0	3.5	23.0	0	1	7	7	0	2	0	0	0	0	0	0	0	0	0	0	0	
2023	Minnesota	13	12	51	30	21	7.0	43.0	6.0	41.0	2	0	0	0	0	0	1	0	0	0	0	0	0	0	0	0	0	
2024	Minnesota	13	13	52	27	25	5.5	23.0	5.0	22.0	6	0	0	0	0	0	1	1	0	0	0	0	0	0	0	0	0	
TOTALS		52	25	124	71	53	18.0	93.0	14.5	86.0	8	1	7	7	0	2	2	1	0	0	0	0	0	0	0	0	0	

## COLLEGE 2024 GAME-BY-GAME STATISTICS (MINNESOTA)

			TACKLES								INTERCEPTIONS					O. FUMB				ST				MISC				
DATE	OPPONENT	P/S	TK	S	A	SK	YDS	TFL	YDS	QBH	NO	YDS	LG	TD	PD	FF	FR	TD	YDS	TK	S	A	FF	FR	S	A	W/L	SCORE
08/29	North Carolina	S	4	1	3	0.5	2.0	1.0	3.0	0	0	0	0	0	0	0	0	0	0	0	0	0	0	0	0	0	L	17-19
09/07	Rhode Island	S	1	0	1	0.0	0.0	0.0	0.0	2	0	0	0	0	0	0	0	0	0	0	0	0	0	0	0	0	W	48-0
09/14	Nevada	S	5	4	1	1.0	1.0	1.0	1.0	0	0	0	0	0	0	0	0	0	0	0	0	0	0	0	0	0	W	27-0
09/21	Iowa	S	9	5	4	0.0	0.0	0.0	0.0	0	0	0	0	0	0	0	0	0	0	0	0	0	0	0	0	0	L	14-31
09/28	at Michigan	S	3	1	2	0.0	0.0	0.0	0.0	0	0	0	0	0	0	0	0	0	0	0	0	0	0	0	0	0	L	24-27
10/05	Southern California	S	5	4	1	0.0	0.0	0.0	0.0	1	0	0	0	0	0	0	0	0	0	0	0	0	0	0	0	0	W	24-17
10/12	at UCLA	S	5	4	1	0.0	0.0	0.0	0.0	1	0	0	0	0	0	0	0	0	0	0	0	0	0	0	0	0	W	21-17
10/26	Maryland	S	2	0	2	0.0	0.0	0.0	0.0	1	0	0	0	0	0	0	0	0	0	0	0	0	0	0	0	0	W	48-23
11/02	at Illinois	S	4	2	2	1.0	1.0	1.0	1.0	1	0	0	0	0	0	1	1	0	0	0	0	0	0	0	0	0	W	25-17
11/09	at Rutgers	S	3	0	3	0.0	0.0	0.0	0.0	0	0	0	0	0	0	0	0	0	0	0	0	0	0	0	0	0	L	19-26
11/23	Penn St.	S	3	1	2	0.5	4.0	0.5	4.0	0	0	0	0	0	0	0	0	0	0	0	0	0	0	0	0	0	L	25-26
11/29	at Wisconsin	S	3	2	1	1.0	4.0	1.0	4.0	0	0	0	0	0	0	0	0	0	0	0	0	0	0	0	0	0	W	24-7
01/03	at Virginia Tech	S	5	3	2	1.0	10.0	1.0	10.0	0	0	0	0	0	0	0	0	0	0	0	0	0	0	0	0	0	W	24-10
2024 TOTALS		13-13	52	27	25	5.0	22.0	5.5	23.0	6	0	0	0	0	0	1	1	0	0	0	0	0	0	0	0	0	0	8-5





## DANIEL THOMAS | 20

POSITION: SAFETY


HT: 5-10 | WT: 215 | DOB: 7-1-1998

COLLEGE: AUBURN

HOMETOWN: MONTGOMERY, ALA.

ACQ: D5A-'20

EXP: 6th YEAR

 @gamechanger021

 @daniel\_\_dt21

### KEY TRANSACTIONS

- Originally drafted by Jacksonville in the fifth round (157th overall) of the 2020 draft
- Signed an extension with Jacksonville on 3/7/24

### PRO

#### 2024 (Jaguars)

- Saw action in 15 games... Recorded a career-high-tying seven special teams tackles (four solo) and one fumble recovery... Posted three tackles (one solo) on defense
- **12/22 at L.V.:** Saw action at safety and recorded one tackle on special teams
- **9/29 at HOU:** Saw action on special teams and recorded his first career fumble recovery... Added two tackles (one solo) on defense
- **9/23 at BUF:** Saw action at safety and recorded one tackle

#### 2023 (Jaguars)

- Appeared in 15 games and recorded seven special teams tackles and one tackle on defense
- **12/17 vs. BAL:** Assisted on one tackle on defense and recorded one tackle on special teams
- **10/29 at PIT:** Recorded a 21-yard kickoff return, the first return of his career
- **10/15 vs. IND:** Recorded two solo tackles on special teams

#### 2022 (Jaguars)

- Saw action in 15 regular-season games and both postseason games... In the regular season, he posted three tackles (two solo) on defense and five tackles (three solo) on special teams
- **12/11 at TEN:** Saw action on defense and special teams and recorded three tackles (two solo)
- **10/30 vs. DEN:** Saw action on 20 special teams snaps and recorded one special teams tackle

#### 2021 (Jaguars)

- Appeared in 16 games and posted 24 tackles
- **1/9 vs. IND:** Started at safety and recorded four total tackles
- **1/2 at N.E.:** Started at safety and posted eight total tackles (five solo)
- **12/26 at NYJ:** Saw action on defense and special teams and recorded six total tackles (three solo)
- **9/19 vs. DEN:** Saw action in 15 special teams snaps

#### 2020 (Jaguars)

- Appeared in nine games, making one start, before being placed on the reserve/injured list on Nov. 24 with an arm injury... Season totals included 15 tackles (13 solo), three special teams tackles, two passes defended, one INT and a blocked punt returned for a touchdown
- **11/22 vs. PIT:** Made his second consecutive start, recording his first career interception off a pass from QB Ben Roethlisberger before exiting the game early with an arm injury
- **10/25 at LAC:** Saw action at safety, posting one tackle, and on special teams, blocking a punt and returning it 16 yards for a third-quarter TD... Became the first Jaguars player to score on a blocked punt since CB Mike Harris in 2012
- **9/13 vs. IND:** Saw action on special teams in his NFL debut and made one special teams tackle

### COLLEGE

- Played 51 games at Auburn during his four-year career, amassing 199 tackles (124 solo), 13 passes defended, nine tackles for loss, five INTs, three forced fumbles and two fumble recoveries
- Two-year starter at safety who was also a team captain during his senior campaign in 2019

### PERSONAL

- In July 2024, participated in a mission trip to Zimbabwe
- Attended Dr. Percy L. Julian (Ala.) High School, where he recorded 87 tackles, seven INTs, five tackles for loss, three punt return TDs and two INT returns for a TD
- Also played basketball, track and tennis
- Son of Regina and Stanley Thomas
- Has three brothers: Davy, Mario and Joshua
- Received the 2019 Hard-Fighting Soldier Award for his leadership in the Fellowship of Christian Athletes amid adversity



# DANIEL THOMAS' NFL REGULAR SEASON DEFENSIVE STATISTICS

DATE	TEAM	GP	GS	TK	S	TACKLES					INTERCEPTIONS					O. FUMB					ST				MISC			
						A	TFL	YDS	SK	YDS	QBH	NO	YDS	LG	TD	PD	FF	FR	TD	YDS	TK	S	A	FF	FR	S	A	
2020	Jaguars	10	2	15	13	2	0	0	0.0	0.0	0	1	53	53	0	2	0	0	0	0	3	3	0	0	0	0	0	
2021	Jaguars	16	2	24	16	8	0	0	0.0	0.0	0	0	0	0	0	0	0	0	0	3	1	2	0	0	0	0		
2022	Jaguars	15	0	3	2	1	0	0	0.0	0.0	0	0	0	0	0	0	0	0	0	5	3	2	0	0	0	0		
2023	Jaguars	15	0	1	0	1	0	0	0.0	0.0	0	0	0	0	0	0	0	0	0	7	7	0	0	0	0	0		
2024	Jaguars	15	0	3	1	2	0	0	0.0	0.0	0	0	0	0	0	0	0	0	0	7	4	3	0	1	0	0		
NFL TOTALS		71	4	46	32	14	0	0	0.0	0.0	0	1	53	53	0	2	0	0	0	0	25	18	7	0	1	0	0	

# DANIEL THOMAS' NFL POSTSEASON DEFENSIVE STATISTICS

		TACKLES									INTERCEPTIONS							O. FUMB				ST				MISC			
DATE	TEAM	GP	GS	TK	S	A	TFL	YDS	SK	YDS	QBH	NO	YDS	LG	TD	PD	FF	FR	TD	YDS	TK	S	A	FF	FR	S	A		
2022	Jaguars	2	0	0	0	0	0	0	0.0	0.0	0	0	0	0	0	0	0	0	0	0	1	0	1	0	0	0	0		
NFL TOTALS		2	0	0	0	0	0	0	0.0	0.0	0	0	0	0	0	0	0	0	0	0	1	0	1	0	0	0	0		

# SINGLE-GAME HIGHS: DEFENSIVE

Total Tackles	8 at New England Patriots, Jan 02, 2022	Interceptions	1 vs. Pittsburgh Steelers, Nov 22, 2020
	7 at Green Bay Packers, Nov 15, 2020	Interception Return Yards	53 vs. Pittsburgh Steelers, Nov 22, 2020
	...1 more at 7.	Special Teams Tackles	2 at Indianapolis Colts, Jan 05, 2025
Solo Tackles	7 at Houston Texans, Oct 11, 2020		2 vs. Indianapolis Colts, Oct 15, 2023
	5 at New England Patriots, Jan 02, 2022		...1 more at 2.
	...1 more at 5.		
Passes Defensed	2 vs. Pittsburgh Steelers, Nov 22, 2020		

# 2024 GAME-BY-GAME REGULAR-SEASON STATISTICS (JAGUARS)

			TACKLES							INTERCEPTIONS							O. FUMB				ST				MISC				
DATE	OPPONENT	P/S	TK	S	A	SK	YDS	TFL	YDS	QBH	NO	YDS	LG	TD	PD	FF	FR	TD	YDS	TK	S	A	FF	FR	S	A	W/L/T	SCORE	
09/08	at Dolphins		ON INACTIVE LIST																									L	17-20
09/15	Browns	P	0	0	0	0.0	0.0	0	0	0	0	0	0	0	0	0	0	0	0	1	1	0	0	0	0	0	0	L	13-18
09/23	at Bills	P	1	0	1	0.0	0.0	0	0	0	0	0	0	0	0	0	0	0	0	0	0	0	0	0	0	0	0	L	10-47
09/29	at Texans	P	2	1	1	0.0	0.0	0	0	0	0	0	0	0	0	0	0	0	0	0	0	0	0	1	0	0	L	20-24	
10/06	Colts		ON INACTIVE LIST																									W	37-34
10/13	at Bears	P	0	0	0	0.0	0.0	0	0	0	0	0	0	0	0	0	0	0	0	0	0	0	0	0	0	0	L	16-35	
10/20	Patriots	P	0	0	0	0.0	0.0	0	0	0	0	0	0	0	0	0	0	0	0	0	0	0	0	0	0	0	W	32-16	
10/27	Packers	P	0	0	0	0.0	0.0	0	0	0	0	0	0	0	0	0	0	0	0	0	0	0	0	0	0	0	L	27-30	
11/03	at Eagles	P	0	0	0	0.0	0.0	0	0	0	0	0	0	0	0	0	0	0	0	0	0	0	0	0	0	0	L	23-28	
11/10	Vikings	P	0	0	0	0.0	0.0	0	0	0	0	0	0	0	0	0	0	0	0	0	0	0	0	0	0	0	L	7-12	
11/17	at Lions	P	0	0	0	0.0	0.0	0	0	0	0	0	0	0	0	0	0	0	0	1	1	0	0	0	0	0	L	6-52	
12/01	Texans	P	0	0	0	0.0	0.0	0	0	0	0	0	0	0	0	0	0	0	0	1	0	1	0	0	0	0	L	20-23	
12/08	at Titans	P	0	0	0	0.0	0.0	0	0	0	0	0	0	0	0	0	0	0	0	0	0	0	0	0	0	0	W	10-6	
12/15	Jets	P	0	0	0	0.0	0.0	0	0	0	0	0	0	0	0	0	0	0	0	0	0	0	0	0	0	0	L	25-32	
12/22	at Raiders	P	0	0	0	0.0	0.0	0	0	0	0	0	0	0	0	0	0	0	0	1	0	1	0	0	0	0	L	14-19	
12/29	Titans	P	0	0	0	0.0	0.0	0	0	0	0	0	0	0	0	0	0	0	0	1	1	0	0	0	0	0	W	20-13	
01/05	at Colts	P	0	0	0	0.0	0.0	0	0	0	0	0	0	0	0	0	0	0	0	2	1	1	0	0	0	0	L	23-26+	
2024 TOTALS		15-0	3	1	2	0.0	0.0	0	0	0	0	0	0	0	0	0	0	0	0	7	4	3	0	1	0	0	4-13		

+ - Overtime







# BRIAN THOMAS JR. | 7

**POSITION:** WIDE RECEIVER  
**HT:** 6-2 | **WT:** 209 | **DOB:** 10-8-2002  
**COLLEGE:** LSU  
**HOMETOWN:** WALKER, LA.  
**ACQ:** D1-'24  
**EXP:** 2nd YEAR

BrianThomas\_11  
 brian.thomas11



## KEY TRANSACTIONS

- Originally drafted by Jacksonville in the first round (23rd overall) in the 2024 draft

## PRO

### 2024 (Jaguars)

- Named to the 2025 Pro Bowl Games... Selected as a finalist for the 2024 Associated Press NFL Offensive Rookie of the Year... Voted to the Pro Football Writers of America All-Rookie Team and All-AFC Team... Selected to the Pro Football Focus All-Rookie Team... Named NFL Offensive Rookie of the Month for December/January... Nominated eight times for NFL Rookie of the Week (Week 1, Week 4, Week 5, Week 7, Week 14, Week 15, Week 16 and Week 18) and for the NFL's Pepsi Zero Sugar Rookie of the Year
- Started in 16 of 17 games played as a rookie... Registered 1,282 yards and 10 touchdowns on 87 receptions, all rookie franchise records
- In the NFL in 2024, Thomas Jr. ranked first among rookies and third overall in receiving yards; first among rookies and tied-sixth overall in receiving touchdowns; and first among rookies and second overall in yards per catch (14.7; min. 75 receptions)
- Thomas Jr.'s 1,282 receiving yards were the seventh-most in the NFL by a rookie since the 1970 AFL-NFL merger, while his 14.7 yards per catch were fourth-most (min. 75 receptions) and his 10 receiving touchdowns tied for seventh-most
- Became the fourth rookie since the 1970 NFL-AFL Merger to register 1,200-plus receiving yards and 10-plus receiving touchdowns (WR Odell Beckham Jr., WR Ja'Marr Chase and WR Randy Moss)... One of four players in the NFL in 2024 to reach those marks (WR Ja'Marr Chase, WR Justin Jefferson and WR Amon-Ra St. Brown)
- His eight games with 60-plus receiving yards and a touchdown reception tied WR Randy Moss for the most such games by a rookie in NFL history... His 11 games of over 75 receiving yards were the most by a rookie in NFL history and tied with WR Ja'Marr Chase for second-most in the NFL in 2024, trailing WR Justin Jefferson (12)
- 1/5 vs. IND:** Recorded 103 yards on seven receptions... Logged his fourth 100-yard receiving game, the most by a rookie in 2024, and his seventh consecutive game with over 75 receiving yards, tied with WR Justin Jefferson for the second-longest such streak of the season... This was the second-longest streak of games with 75-plus receiving yards by a rookie in NFL history behind only WR Odell Beckham Jr. (nine games)... Recorded his fifth consecutive game with seven-plus receptions (seven), tied with RB Terry Kirby for the second-longest such streak by a rookie in NFL history and tied with Jefferson for the longest such streak in the NFL in 2024
- 12/22 at L.V.:** Recorded a career-high 132 yards and one touchdown on nine receptions... Became the only rookie in franchise history and the 25th rookie receiver in NFL history to surpass 1,000 receiving yards... His 62-yard touchdown was his second of over 60 yards in 2024, making him the only rookie with two touchdowns of 60-plus yards
- 12/15 vs. NYJ:** Recorded 105 yards and two touchdowns on a career-high 10 receptions... Became the sixth rookie in NFL history with 10-plus receptions (10), 100-plus receiving yards (105) and two-plus touchdown receptions (two) in a single game
- 10/6 vs. IND:** Recorded 122 yards and a touchdown on five receptions... His 85-yard touchdown reception was the longest by a rookie in franchise history and the sixth-longest in the NFL in 2024... Became the sixth rookie in Jaguars history to reach 100-plus receiving yards in a game and the first since WR Keelan Cole in 2017
- 9/8 at MIA:** Saw action at wide receiver and recorded 47 yards and a touchdown on four receptions... Became the sixth rookie wide receiver to catch a touchdown in his NFL debut in franchise history

## COLLEGE

- Recorded 127 receptions for 1,897 yards and 24 touchdowns in three seasons at LSU
- Led the nation in receiving touchdowns with 17 during his junior season (2023)
- Named 2023 Third-Team All-America by Associated Press and named Second-Team All-SEC by Associated Press and coaches
- Thomas Jr.'s 24 career receiving touchdowns tied for the third most in program history, alongside WR Justin Jefferson

## PERSONAL

- Son of Brian Thomas Sr. and Sandra Thomas
- Ranked as the number four player in Louisiana in 2020 and participated in the Adidas All-American Bowl
- Caught 30 passes for 507 yards and seven touchdowns as a senior (2020) and 75 passes for 1,272 yards and 17 touchdowns as a junior (2019)
- Was a dual sport athlete in high school, also participating in basketball... Named Most Outstanding Player in the state title game in 2018 after scoring 20 points and grabbing eight rebounds in a win over Landry-Walker High School

### BRIAN THOMAS JR.'S NFL REGULAR SEASON RUSHING/RECEIVING STATISTICS

DATE	TEAM	GP	GS	NO.	RECEIVING				NO.	RUSHING			
					YDS.	AVG.	LG	TD		YDS.	AVG.	LG	TD
2024	Jaguars	17	16	87	1,282	14.7	85t	10	6	48	8.0	18	0
NFL TOTALS		17	16	87	1,282	14.7	85T	10	6	48	8.0	18	0



### SINGLE-GAME HIGHS: RUSHING/RECEIVING

<b>Rush Attempts</b>	2 vs. New England Patriots, Oct 20, 2024 1 at Houston Texans, Sep 29, 2024	<b>Longest Receptions</b>	85t vs. Indianapolis Colts, Oct 06, 2024 66 vs. Cleveland Browns, Sep 15, 2024
<b>Rushing Yards</b>	13 at Houston Texans, Sep 29, 2024 2 vs. New England Patriots, Oct 20, 2024	<b>Receiving TDs</b>	2 vs. New York Jets, Dec 15, 2024 1 vs. Tennessee Titans, Dec 29, 2024 ...7 more at 1.
<b>Longest Runs</b>	18 vs. Tennessee Titans, Dec 29, 2024 13 at Houston Texans, Sep 29, 2024	<b>All-Purpose Yards</b>	132 at Las Vegas Raiders, Dec 22, 2024 122 vs. Indianapolis Colts, Oct 06, 2024
<b>Receptions</b>	10 vs. New York Jets, Dec 15, 2024 9 at Las Vegas Raiders, Dec 22, 2024	<b>Most TDs</b>	2 vs. New York Jets, Dec 15, 2024 1 vs. Tennessee Titans, Dec 29, 2024 ...7 more at 1.
<b>Receiving Yards</b>	132 at Las Vegas Raiders, Dec 22, 2024 122 vs. Indianapolis Colts, Oct 06, 2024	<b>Scrimmage Yards</b>	132 at Las Vegas Raiders, Dec 22, 2024 122 vs. Indianapolis Colts, Oct 06, 2024
<b>Receiving Average</b>	24.4 vs. Indianapolis Colts, Oct 06, 2024 20.0 vs. Green Bay Packers, Oct 27, 2024		

### 100-YARD RECEIVING GAMES (4): REGULAR SEASON

DATE	TEAM	NO.	YDS.	AVG.	LG	TD
10/06/24	COLTS	5	122	24.4	85t	1
12/15/24	JETS	10	105	10.5	41	2
12/22/24	at Raiders	9	132	14.7	62t	1
01/05/25	at Colts	7	103	14.7	41	0

### 2024 GAME-BY-GAME REGULAR-SEASON STATISTICS (JAGUARS)

			RECEIVING					RUSHING					W/L	SCORE
DATE	OPPONENT	P/S	NO.	YDS.	AVG.	LG	TD	NO.	YDS.	AVG.	LG	TD		
09/08	at Dolphins	P	4	47	11.8	18	1	0	0	0.0	0	0	L	17-20
09/15	Browns	S	2	94	47.0	66	0	0	0	0.0	0	0	L	13-18
09/23	at Bills	S	5	48	9.6	16	0	0	0	0.0	0	0	L	10-47
09/29	at Texans	S	6	86	14.3	32	1	1	13	13.0	13	0	L	20-24
10/06	Colts	S	5	122	24.4	85t	1	0	0	0.0	0	0	W	37-34
10/13	at Bears	S	3	27	9.0	13	0	0	0	0.0	0	0	L	16-35
10/20	Patriots	S	5	89	17.8	58	1	2	2	1.0	1	0	W	32-16
10/27	Packers	S	3	60	20.0	28	1	0	0	0.0	0	0	L	27-30
11/03	at Eagles	S	2	22	11.0	16	0	0	0	0.0	0	0	L	23-28
11/10	Vikings	S	2	12	6.0	10	0	0	0	0.0	0	0	L	7-12
11/17	at Lions	S	5	82	16.4	24	0	1	4	4.0	4	0	L	6-52
12/01	Texans	S	4	76	19.0	56	1	1	11	11.0	11	0	L	20-23
12/08	at Titans	S	8	86	10.8	31	0	0	0	0.0	0	0	W	10-6
12/15	Jets	S	10	105	10.5	41	2	0	0	0.0	0	0	L	25-32
12/22	at Raiders	S	9	132	14.7	62t	1	0	0	0.0	0	0	L	14-19
12/29	Titans	S	7	91	13.0	31	1	1	18	18.0	18	0	W	20-13
01/05	at Colts	S	7	103	14.7	41	0	0	0	0.0	0	0	L	23-26+
<b>2024 TOTALS</b>		<b>17-16</b>	<b>87</b>	<b>1,282</b>	<b>14.7</b>	<b>85T</b>	<b>10</b>	<b>6</b>	<b>48</b>	<b>8.0</b>	<b>18</b>	<b>0</b>	<b>4-13</b>	

+ - Overtime





# AUSTIN TRAMMELL | 81

POSITION: WIDE RECEIVER  
HT: 5-10 | WT: 185 | DOB: 7-4-1998  
COLLEGE: RICE  
HOMETOWN: SPRING, TEXAS  
ACQ: FA-'24  
EXP: 4th YEAR

@austintrammell10

## KEY TRANSACTIONS

- Originally signed by Atlanta as an undrafted free agent on 5/14/21
- Signed with the Los Angeles Rams on 8/4/22
- Signed with Jacksonville as a free agent on 6/12/24
- Signed to Jacksonville's practice squad on 8/28/24

## PRO

### 2024 (Jaguars)

- Elevated from the practice squad for one game
- 11/3 at PHI:** Recorded two receptions for a career-high 40 yards and returned two punts for seven yards

### 2023 (Rams)

- Appeared in 16 games and recorded 25 punt returns for 183 yards and six kick returns for 101 yards... Caught four passes for 29 yards
- 11/19 vs. SEA:** Caught a career-high three passes for 23 yards
- 11/5 at G.B.:** Set career highs in punt return yards (37) and kickoff return yards (36)

### 2022 (Rams)

- Appeared in six games and recorded two receptions for 13 yards

### 2021 (Falcons)

- Participated in two games for Atlanta

## COLLEGE

- Appeared in 40 games and caught 142 passes for 1,744 yards on 421 carries and 13 touchdowns at Rice
- Recorded 49 kick returns for 1,096 yards with a 22.4 average
- Was voted team captain in consecutive years during his junior and senior seasons (2019-20)

## PERSONAL

- Full name is Stephen Austin Trammell
- Majored in sport management

## AUSTIN TRAMMELL'S NFL REGULAR SEASON RUSHING/RECEIVING STATISTICS

DATE	TEAM	GP	GS	RECEIVING					RUSHING				
				NO.	YDS.	AVG.	LG	TD	NO.	YDS.	AVG.	LG	TD
2021	Falcons	2	0	0	0	0.0	0	0	0	0	0.0	0	0
2022	Rams	6	0	2	13	6.5	8	0	0	0	0.0	0	0
2023	Rams	16	0	4	29	7.3	14	0	0	0	0.0	0	0
2024	Jaguars	1	0	2	40	20.0	22	0	0	0	0.0	0	0
NFL TOTALS		25	0	8	82	10.3	22	0	0	0	0.0	0	0

## AUSTIN TRAMMELL'S NFL POSTSEASON RUSHING/RECEIVING STATISTICS

DATE	TEAM	GP	GS	RECEIVING					RUSHING				
				NO.	YDS.	AVG.	LG	TD	NO.	YDS.	AVG.	LG	TD
2023	Rams	1	0	0	0	0.0	0	0	0	0	0.0	0	0
NFL TOTALS		1	0	0	0	0.0	0	0	0	0	0.0	0	0



### AUSTIN TRAMMELL'S NFL REGULAR SEASON RETURN STATISTICS

KICKOFF RETURNS							PUNT RETURNS					
DATE	TEAM	RET.	YDS.	AVG.	LG	TD	NO.	FC	YDS.	AVG.	LG	TD
2021	Falcons	0	0	0.0	0	0	0	0	0	0.0	0	0
2022	Rams	0	0	0.0	0	0	0	0	0	0.0	0	0
2023	Rams	6	101	16.8	36	0	25	19	183	7.3	29	0
2024	Jaguars	0	0	0.0	0	0	2	0	7	3.5	6	0
NFL TOTALS		6	101	16.8	36	0	27	19	190	7.0	29	0

### AUSTIN TRAMMELL'S NFL POSTSEASON RETURN STATISTICS

KICKOFF RETURNS							PUNT RETURNS					
DATE	TEAM	RET.	YDS.	AVG.	LG	TD	NO.	FC	YDS.	AVG.	LG	TD
2023	Rams	1	24	24.0	24	0	0	3	0	0.0	0	0
NFL TOTALS		1	24	24.0	24	0	0	3	0	0.0	0	0

### SINGLE-GAME HIGHS: RUSHING/RECEIVING

<b>Receptions</b>	3 vs. Seattle Seahawks, Nov 19, 2023 2 at Philadelphia Eagles, Nov 03, 2024	<b>Fair Catches</b>	4 at New York Giants, Dec 31, 2023 3 vs. Washington Commanders, Dec 17, 2023 ...1 more at 3.
<b>Receiving Yards</b>	40 at Philadelphia Eagles, Nov 03, 2024 23 vs. Seattle Seahawks, Nov 19, 2023	<b>Punt Return Yards</b>	37 at Green Bay Packers, Nov 05, 2023 30 vs. Seattle Seahawks, Nov 19, 2023 ...1 more at 30.
<b>Receiving Average</b>	7.7 vs. Seattle Seahawks, Nov 19, 2023	<b>Longest Punt Return</b>	29 vs. Arizona Cardinals, Oct 15, 2023 15 vs. Cleveland Browns, Dec 03, 2023 ...1 more at 15.
<b>Longest Receptions</b>	22 at Philadelphia Eagles, Nov 03, 2024 18 at Philadelphia Eagles, Nov 03, 2024	<b>Punt Returns</b>	4 vs. Seattle Seahawks, Nov 19, 2023 4 at Indianapolis Colts, Oct 01, 2023
<b>All-Purpose Yards</b>	79 at Green Bay Packers, Nov 05, 2023 53 vs. Seattle Seahawks, Nov 19, 2023	<b>Punt Return Average</b>	12.3 at Green Bay Packers, Nov 05, 2023 10.0 vs. Arizona Cardinals, Oct 15, 2023
<b>Kickoff Returns</b>	1 vs. New Orleans Saints, Dec 21, 2023 1 at Baltimore Ravens, Dec 10, 2023 ...4 more at 1.	<b>Miscellaneous Tackles</b>	1 vs. Seattle Seahawks, Nov 19, 2023
<b>Kickoff Return Yards</b>	36 at Green Bay Packers, Nov 05, 2023 22 at Baltimore Ravens, Dec 10, 2023	<b>Scrimmage Yards</b>	40 at Philadelphia Eagles, Nov 03, 2024 23 vs. Seattle Seahawks, Nov 19, 2023
<b>Longest Kickoff Return</b>	36 at Green Bay Packers, Nov 05, 2023 22 at Baltimore Ravens, Dec 10, 2023		

### SINGLE-GAME HIGHS - POSTSEASON: RUSHING/RECEIVING

<b>All-Purpose Yards</b>	24 at Detroit Lions, Jan 14, 2024	<b>Longest Kickoff Return</b>	24 at Detroit Lions, Jan 14, 2024
<b>Kickoff Returns</b>	1 at Detroit Lions, Jan 14, 2024	<b>Fair Catches</b>	3 at Detroit Lions, Jan 14, 2024
<b>Kickoff Return Yards</b>	24 at Detroit Lions, Jan 14, 2024		

### 2024 GAME-BY-GAME REGULAR-SEASON STATISTICS (JAGUARS)

RECEIVING							RUSHING						W/L	SCORE
DATE	OPPONENT	P/S	NO.	YDS.	AVG.	LG	TD	NO.	YDS.	AVG.	LG	TD		
09/08	at Dolphins							PRACTICE SQUAD					L	17-20
09/15	Browns							PRACTICE SQUAD					L	13-18
09/23	at Bills							PRACTICE SQUAD					L	10-47
09/29	at Texans							PRACTICE SQUAD					L	20-24
10/06	Colts							PRACTICE SQUAD					W	37-34
10/13	at Bears							PRACTICE SQUAD					L	16-35
10/20	Patriots							PRACTICE SQUAD					W	32-16
10/27	Packers							PRACTICE SQUAD					L	27-30
11/03	at Eagles	P	2	40	20.0	22	0	0	0	0.0	0	0	L	23-28
11/10	Vikings							PRACTICE SQUAD					L	7-12
11/17	at Lions							PRACTICE SQUAD					L	6-52
12/01	Texans							PRACTICE SQUAD					L	20-23
12/08	at Titans							PRACTICE SQUAD					W	10-6
12/15	Jets							PRACTICE SQUAD					L	25-32
12/22	at Raiders							PRACTICE SQUAD					L	14-19
12/29	Titans							PRACTICE SQUAD					W	20-13
01/05	at Colts							PRACTICE SQUAD					L	23-26+
2024 TOTALS		1-0	2	40	20.0	22	0	0	0	0.0	0	0	0	4-13

+ - Overtime




# 2024 GAME-BY-GAME REGULAR-SEASON STATISTICS (JAGUARS)

DATE	OPPONENT	P/S	KICKOFF RETURNS					PUNT RETURNS					W/L	SCORE
			RET	YDS	AVG	LG	TD	NO	FC	YDS	AVG	LG	TD	
09/08	at Dolphins							PRACTICE SQUAD					L	17-20
09/15	Browns							PRACTICE SQUAD					L	13-18
09/23	at Bills							PRACTICE SQUAD					L	10-47
09/29	at Texans							PRACTICE SQUAD					L	20-24
10/06	Colts							PRACTICE SQUAD					W	37-34
10/13	at Bears							PRACTICE SQUAD					L	16-35
10/20	Patriots							PRACTICE SQUAD					W	32-16
10/27	Packers							PRACTICE SQUAD					L	27-30
11/03	at Eagles	P	0	0	0.0	0	0	2	0	7	3.5	6	0	23-28
11/10	Vikings							PRACTICE SQUAD					L	7-12
11/17	at Lions							PRACTICE SQUAD					L	6-52
12/01	Texans							PRACTICE SQUAD					L	20-23
12/08	at Titans							PRACTICE SQUAD					W	10-6
12/15	Jets							PRACTICE SQUAD					L	25-32
12/22	at Raiders							PRACTICE SQUAD					L	14-19
12/29	Titans							PRACTICE SQUAD					W	20-13
01/05	at Colts							PRACTICE SQUAD					L	23-26+
2024 TOTALS		1-0	0	0	0.0	0	0	2	0	7	3.5	6	0	4-13

+ - Overtime







# BHAYSHUL TUTEN | 33

POSITION: RUNNING BACK  
HT: 5-9 | WT: 209 | DOB: 2-14-2003  
COLLEGE: VIRGINIA TECH  
HOMETOWN: PAULSBORO, N.J.  
ACQ: D4-'25  
EXP: R

@bhayshul\_

## KEY TRANSACTIONS

- Originally drafted by Jacksonville in the fourth round (104th overall) of the 2025 draft

## COLLEGE

- Produced 1,159 rushing yards (fourth in the ACC), 105.4 rushing yards per game (second in the ACC) and 17 total touchdowns in 2024 and was named All-ACC Second-Team... Eclipsed 100 rushing yards in six-of-11 games played
- Set the Virginia Tech program record in single-game rushing yards (266) on Oct. 17, 2024, against Boston College, along with four total touchdowns
- In 2023, rushed 173 times for 863 yards and 10 touchdowns; caught 27 passes for 239 yards and two touchdowns; and returned 19 kicks for 550 yards and two touchdowns for a total of 1,633 all-purpose yards... Named an All-ACC Second-Team all-purpose back and Third-Team running back
- Rushed for 1,363 yards and 13 touchdowns on 208 carries in 2022 at North Carolina A&T, the fifth-best single-season rushing performance in A&T history

## PERSONAL

- Played high school football at Paulsboro (Paulsboro, N.J.) under Head Coach Glenn Howard
- Finished his career with 3,768 yards rushing and 77 touchdowns on 429 carries for an average of 8.8 yards per carry... Also caught 35 passes in his career for 437 yards (12.5 average) and seven touchdowns
- Named the Jersey Times Offensive Player of the Year in 2020
- Also wrestled and ran track in high school
- Ran a 4.32-second 40-yard dash at the NFL Combine, the fastest among running backs

## BHAYSHUL TUTEN'S COLLEGE RUSHING/RECEIVING STATISTICS

RUSHING														RECEIVING				
DATE	TEAM	GP	GS	NO.	YDS.	AVG.	LG	TD	NO.	YDS.	AVG.	LG	TD					
2021	N.C. A&T	11	1	37	215	5.8	24	3	10	230	23.0	92	1					
2022	N.C. A&T	11	11	208	1,363	6.6	70	13	31	342	11.0	52	4					
2023	Virginia Tech	13	13	173	863	5.0	49	10	27	239	8.9	30	2					
2024	Virginia Tech	11	10	183	1,159	6.3	83	15	23	81	3.5	22	2					
TOTALS		46	35	601	3,600	6.0	83	41	91	892	9.8	92	9					

## BHAYSHUL TUTEN'S COLLEGE RETURN STATISTICS

KICKOFF RETURNS							PUNT RETURNS					
DATE	TEAM	RET.	YDS.	AVG.	LG	TD	NO.	FC	YDS.	AVG.	LG	TD
2021	N.C. A&T	18	330	18.3	34	0	5	0	11	2.2	8	0
2022	N.C. A&T	0	0	0.0	0	0	0	0	0	0.0	0	0
2023	Virginia Tech	19	550	28.9	99	2	0	0	0	0.0	0	0
2024	Virginia Tech	3	71	23.7	29	0	0	0	0	0.0	0	0
TOTALS		40	951	23.8	99	2	5	0	11	2.2	8	0



# COLLEGE 2024 GAME-BY-GAME STATISTICS (VIRGINIA TECH)

RUSHING								RECEIVING						
DATE	OPPONENT	P/S	NO.	YDS.	AVG.	LG	TD	NO.	YDS.	AVG.	LG	TD	W/L	SCORE
08/31	at Vanderbilt	S	9	34	3.8	24	1	6	18	3.0	11	1	L	27-34+
09/07	Marshall	S	22	120	5.5	25	1	4	7	1.8	3	0	W	31-14
09/14	at Old Dominion	S	21	115	5.5	22	2	1	-1	-1.0	0	0	W	37-17
09/21	Rutgers	S	15	122	8.1	31	3	0	0	0.0	0	0	L	23-26
09/27	at Miami (FL)	S	19	141	7.4	55	1	4	7	1.8	7	0	L	34-38
10/05	at Stanford	S	21	73	3.5	13	1	0	0	0.0	0	0	W	31-7
10/17	Boston College	S	18	266	14.8	83	3	1	20	20.0	20	1	W	42-21
10/26	Georgia Tech	S	17	80	4.7	41	0	2	5	2.5	9	0	W	21-6
11/02	at Syracuse					DID NOT PLAY (NON-INJURY)							L	31-38+
11/09	Clemson	P	4	0	0.0	3	0	2	21	10.5	22	0	L	14-24
11/23	at Duke	S	19	84	4.4	29	1	3	4	1.3	2	0	L	28-31
11/30	Virginia	S	18	124	6.9	58	2	0	0	0.0	0	0	W	37-17
01/03	Minnesota					DID NOT PLAY (NON-INJURY)							L	10-24
2024 TOTALS		11-10	183	1,159	6.3	83	15	23	81	3.5	22	2	6-7	

+ - Overtime

# COLLEGE 2024 GAME-BY-GAME STATISTICS (VIRGINIA TECH)

DATE	OPPONENT	P/S	KICKOFF RETURNS					PUNT RETURNS					W/L	SCORE
			RET	YDS	AVG	LG	TD	NO	FC	YDS	AVG	LG	TD	
08/31	at Vanderbilt	S	3	71	23.7	29	0	0	0	0	0.0	0	0	L
09/07	Marshall	S	0	0	0.0	0	0	0	0	0	0.0	0	0	W
09/14	at Old Dominion	S	0	0	0.0	0	0	0	0	0	0.0	0	0	W
09/21	Rutgers	S	0	0	0.0	0	0	0	0	0	0.0	0	0	L
09/27	at Miami (FL)	S	0	0	0.0	0	0	0	0	0	0.0	0	0	L
10/05	at Stanford	S	0	0	0.0	0	0	0	0	0	0.0	0	0	W
10/17	Boston College	S	0	0	0.0	0	0	0	0	0	0.0	0	0	W
10/26	Georgia Tech	S	0	0	0.0	0	0	0	0	0	0.0	0	0	W
11/02	at Syracuse					DID NOT PLAY (NON-INJURY)							L	31-38+
11/09	Clemson	P	0	0	0.0	0	0	0	0	0	0.0	0	0	L
11/23	at Duke	S	0	0	0.0	0	0	0	0	0	0.0	0	0	L
11/30	Virginia	S	0	0	0.0	0	0	0	0	0	0.0	0	0	W
01/03	Minnesota					DID NOT PLAY (NON-INJURY)							L	10-24
2024 TOTALS		11-10	3	71	23.7	29	0	0	0	0	0.0	0	0	6-7

+ - Overtime





## COLE VAN LANEN | 70

**POSITION:** OFFENSIVE LINEMAN  
**HT:** 6-5 | **WT:** 312 | **DOB:** 4-23-1998  
**COLLEGE:** WISCONSIN  
**HOMETOWN:** GREEN BAY, WIS.  
**ACQ:** T (G.B.)-'22  
**EXP:** 5th YEAR

colevanlanen5  
 cole\_vanlanen

### KEY TRANSACTIONS

- Originally selected by Green Bay in the sixth round (214th overall) of the 2021 NFL Draft
- Traded to Jacksonville on 8/23/2022

### PRO

#### 2024 (Jaguars)

- Saw action in nine games and made three starts (two at left tackle and one at right tackle)
- 12/29 vs. TEN:** Started at left tackle and played all 58 offensive snaps
- 12/22 at L.V.:** Saw action at left tackle and played 62-of-67 offensive snaps
- 12/8 at TEN:** Made his first career start at right tackle and played all 59 offensive snaps

#### 2023 (Jaguars)

- Saw action in nine games
- 12/24 at T.B.:** Saw action on the offensive line and on special teams
- 9/24 vs. HOU:** Replaced Anton Harrison on the offensive line after he left the game with an ankle injury... Also saw action on special teams

#### 2022 (Jaguars)

- Saw action in 16 regular-season games and both postseason games
- 1/1 at HOU:** Saw action on offense and special teams
- 12/22 at NYJ:** Saw action on offense and special teams

#### 2021 (Jaguars)

- Spent the majority of the season on the practice squad, appearing in one game

### COLLEGE

- Played in 45 games with 19 starts at left tackle in his four seasons with the Badgers, with 18 of those starts coming over his final two seasons
- Earned First-Team All-Big Ten honors as a senior in 2020
- Helped the Badgers rank in the top 15 in the country in rushing in both 2018 (273.4 ypg, No. 6) and 2019 (233.1 ypg, No. 15) as RB Jonathan Taylor posted back-to-back 2,000-yard rushing seasons
- Received Second-Team All-Big Ten recognition from the coaches and media as a junior in 2019

### PERSONAL

- Swept discus and shot put titles at the 2015 Wisconsin Division 1 state meet as a junior
- Invited to the 2016 U.S. Army All-American Bowl
- Earned his degree in personal finance
- Father, Thomas, won the Wisconsin Division 2 state titles in discus and shot put for West De Pere (Wis.) High School in 1994

#### COLE VAN LANEN'S NFL REGULAR SEASON STATISTICS

DATE	TEAM	GP	GS
2021	Packers	1	0
2022	Jaguars	16	0
2023	Jaguars	9	0
2024	Jaguars	9	3
NFL TOTALS		35	3

#### COLE VAN LANEN'S NFL POSTSEASON STATISTICS

DATE	TEAM	GP	GS
2021	Packers	0	0
2022	Jaguars	2	0
NFL TOTALS		2	0




# 2024 GAME-BY-GAME REGULAR-SEASON STATISTICS (JAGUARS)

DATE	OPPONENT	P/S		W/L	SCORE
09/08	at Dolphins		ON INACTIVE LIST	L	17-20
09/15	Browns		ON INACTIVE LIST	L	13-18
09/23	at Bills		ON INACTIVE LIST	L	10-47
09/29	at Texans		ON INACTIVE LIST	L	20-24
10/06	Colts		ON INACTIVE LIST	W	37-34
10/13	at Bears		ON INACTIVE LIST	L	16-35
10/20	Patriots		ON INACTIVE LIST	W	32-16
10/27	Packers		ON INACTIVE LIST	L	27-30
11/03	at Eagles	P		L	23-28
11/10	Vikings	P		L	7-12
11/17	at Lions	P		L	6-52
12/01	Texans	P		L	20-23
12/08	at Titans	S		W	10-6
12/15	Jets	P		L	25-32
12/22	at Raiders	P		L	14-19
12/29	Titans	S		W	20-13
01/05	at Colts	S		L	23-26+
<b>2024 TOTALS</b>		<b>9-3</b>		<b>4-13</b>	

+ - Overtime





# TRAVON WALKER | 44

POSITION: DEFENSIVE END

HT: 6-5 | WT: 272 | DOB: 12-18-2000

COLLEGE: GEORGIA

HOMETOWN: THOMASTON, GA.

ACQ: D1-'22

EXP: 4th YEAR

 @44Ytw

 ytw\_44

## KEY TRANSACTIONS

- Originally drafted by Jacksonville in the first round (first overall) in the 2022 draft

## PRO

### Career Highlights

- Ranks ninth in franchise history in sacks (24.0), seventh in quarterback hits (44) and tied-ninth in tackles for loss (28)
- In his past 20 games played (since Week 16 of 2023), Walker's 14.5 sacks are tied for fourth-most in the league

### 2024 (Jaguars)

- Started all 17 games... Amassed 61 tackles (31 solo), 15 quarterback hits, 13 tackles for loss, 10.5 sacks, two forced fumbles, one fumble recovery and one pass defended... His 10.5 sacks tied for eighth most in the AFC... Notched his second consecutive season with double-digit sacks, becoming the second player in franchise history to produce 10.0 or more sacks in back-to-back seasons (DE Calais Campbell, 2017-18)
- With 24.0 career sacks, Walker recorded the second-most sacks within a player's first three seasons in franchise history, passing DE Josh Hines-Allen (20.5)... Became one of three Jaguars (DE Josh Hines-Allen and DE Yannick Ngakoue) in franchise history to reach 10 quarterback hits in each of their first three seasons
- 12/1 vs. HOU:** Registered four tackles (one solo), one tackle for loss, one quarterback hit and 1.0 sack... Recorded his 10th tackle for loss of the season to become one of three players (DL Yannick Ngakoue and LB Telvin Smith) in franchise history to produce back-to-back seasons with double-digit tackles for loss within their first three years in the NFL... Notched his fifth consecutive home game with at least 0.5 sack
- 11/3 at PHI:** Recorded a single-game career-high seven tackles (six solo), two tackles for loss and one fumble recovery, which he returned for a 35-yard touchdown... His defensive touchdown was the first of his career and the second longest fumble recovery by a defensive lineman in 2024
- 10/6 vs. IND:** Amassed five tackles (four solo), three tackles for loss, three quarterback hits, a single-game career-high 3.0 sacks, one pass defended and one forced fumble... Became the second player in franchise history (DE Reggie Hayward, 11/11/07) to record five-plus tackles, one or more sacks, a forced fumble, a pass defended, a tackle for loss and a quarterback hit in a single game

### 2023 (Jaguars)

- Started 17 games in 2023 and recorded 52 tackles (27 solo), 19 quarterback hits, 10.0 sacks, 10 tackles for loss, two passes defended and one fumble recovery... His 10.0 sacks ranked second on the team
- 1/7 at TEN:** Posted two total tackles (one solo), two quarterback hits, one tackle for loss and 1.0 sack... Achieved 100 career tackles... Recorded at least 0.5 sack in seven of the last eight games of the season
- 12/31 vs. CAR:** Recorded six solo tackles, two tackles for loss and 2.0 sacks
- 12/24 at T.B.:** Posted five total tackles (three solo), 1.0 sack and one tackle for loss
- 10/29 at PIT:** Recorded two total tackles (one solo), two quarterback hits, one tackle for loss and 1.0 sack for five yards

### 2022 (Jaguars)

- Started 14 of his 15 regular-season appearances and started both postseason games... In the regular season, posted 49 tackles (24 solo), five tackles for loss, 3.5 sacks, one interception and one forced fumble... In the postseason, posted five tackles (two solo), three quarterback hits, one tackle for loss, one pass defended and 0.5 sack
- 1/21 at K.C.:** Started at outside linebacker and recorded three tackles (two solo), including one tackle for loss, one QB hit and one pass defended
- 12/11 at TEN:** Started at outside linebacker and recorded three tackles (two solo), 1.0 sack and one forced fumble
- 10/23 vs. NYG:** Started at outside linebacker and recorded five tackles (two solo) and recorded 1.0 sack
- 9/11 at WAS:** Started at outside linebacker and posted four tackles, including 1.0 sack, and one INT... Became the second player in franchise history (Kevin Hardy) to record at least 1.0 sack and one INT in their first career game and the first player in the NFL to do so in their debut since 2018

## COLLEGE

- Started at defensive tackle in all 15 games in 2021 at Georgia
- Finished with 37 total tackles, second among interior linemen, and had 6.0 sacks, 7.5 tackles for loss, and a team-high 36 QB hurries
- Produced a career-high seven QB pressures in CFP Championship Game vs. Alabama
- Voted 2021 Preseason Third-Team All-SEC by the league's 14 head coaches, as well as by attendees at SEC Media Days
- Named to the Freshman All-SEC Team, as voted by the league's 14 head coaches





## PERSONAL

- Created the Travon Walker Foundation to empower youth to reach their full potential and hosts an annual free youth football camp in his hometown, Thomaston, Ga.
- Full name is Yury Travon Walker
- Father, Stead Walker, served in the Marine Corps
- Has two older sisters, Charmine and Nakeria
- Recipient of the Bill and Susan Robbins Family Football Scholarship
- Won back-to-back Class 4A state championships in basketball in high school
- Favorite athlete growing up was Kobe Bryant
- City officials proclaimed Jan. 18, 2022, Travon Walker Day in Thomaston
- In May of 2023, his No. 44 was officially retired at Upson-Lee High School in his hometown

### TRAVON WALKER'S NFL REGULAR SEASON DEFENSIVE STATISTICS

			TACKLES								INTERCEPTIONS								O. FUMB				ST				MISC			
DATE	TEAM	GP	GS	TK	S	A	TFL	YDS	SK	YDS	QBH	NO	YDS	LG	TD	PD	FF	FR	TD	YDS	TK	S	A	FF	FR	S	A			
2022	Jaguars	16	15	49	24	25	5	20	3.5	23.0	10	1	9	9	0	2	1	0	0	0	0	0	0	0	0	0	0			
2023	Jaguars	17	17	52	27	25	10	69	10.0	77.5	19	0	0	0	0	2	0	1	0	0	0	0	0	0	0	0	0			
2024	Jaguars	17	17	61	31	30	13	98	10.5	89.0	15	0	0	0	0	1	2	1	1	35	0	0	0	0	0	0	0			
NFL TOTALS		50	49	162	82	80	28	187	24.0	189.5	44	1	9	9	0	5	3	2	1	35	0	0	0	0	0	0	0			

### TRAVON WALKER'S NFL POSTSEASON DEFENSIVE STATISTICS

		TACKLES										INTERCEPTIONS						O. FUMB				ST				MISC	
DATE	TEAM	GP	GS	TK	S	A	TFL	YDS	SK	YDS	QBH	NO	YDS	LG	TD	PD	FF	FR	TD	YDS	TK	S	A	FF	FR	S	A
2022	Jaguars	2	2	5	2	3	1	0	0.5	3.5	3	0	0	0	0	1	0	0	0	0	0	0	0	0	0	0	0
NFL TOTALS		2	2	5	2	3	1	0	0.5	3.5	3	0	0	0	0	1	0	0	0	0	0	0	0	0	0	0	0

### SINGLE-GAME HIGHS: DEFENSIVE

<b>Total Tackles</b>	7 at Philadelphia Eagles, Nov 03, 2024	<b>Fumble Recoveries</b>	1 at Philadelphia Eagles, Nov 03, 2024
	6 at Miami Dolphins, Sep 08, 2024		1 at Buffalo Bills, Oct 08, 2023
	...2 more at 6.	<b>Tackles For Loss</b>	3 vs. Indianapolis Colts, Oct 06, 2024
<b>Solo Tackles</b>	6 at Philadelphia Eagles, Nov 03, 2024		2 at Philadelphia Eagles, Nov 03, 2024
	6 vs. Carolina Panthers, Dec 31, 2023		...2 more at 2.
<b>Sacks</b>	3.0 vs. Indianapolis Colts, Oct 06, 2024	<b>Interceptions</b>	1 at Washington Commanders, Sep 11, 2022
	2.0 at Miami Dolphins, Sep 08, 2024		9 at Washington Commanders, Sep 11, 2022
	...1 more at 2.0.	<b>Longest Opp Fumble Return</b> 35 at Philadelphia Eagles, Nov 03, 2024	
<b>Passes Defensed</b>	1 vs. Indianapolis Colts, Oct 06, 2024		
	1 vs. Tennessee Titans, Nov 19, 2023		
	...3 more at 1.		
<b>Forced Fumbles</b>	1 vs. Tennessee Titans, Dec 29, 2024		
	1 vs. Indianapolis Colts, Oct 06, 2024		
	...1 more at 1.		

### SINGLE-GAME HIGHS - POSTSEASON: DEFENSIVE

<b>Total Tackles</b>	3 at Kansas City Chiefs, Jan 21, 2023	<b>Passes Defensed</b>	1 at Kansas City Chiefs, Jan 21, 2023
	2 vs. Los Angeles Chargers, Jan 14, 2023		1 at Kansas City Chiefs, Jan 21, 2023
<b>Solo Tackles</b>	2 at Kansas City Chiefs, Jan 21, 2023		
<b>Sacks</b>	0.5 vs. Los Angeles Chargers, Jan 14, 2023		



# 2024 GAME-BY-GAME REGULAR-SEASON STATISTICS (JAGUARS)

DATE	OPPONENT	P/S	TACKLES									INTERCEPTIONS					O. FUMB				ST				MISC		W/L	SCORE
			TK	S	A	SK	YDS	TFL	YDS	QBH	NO	YDS	LG	TD	PD	FF	FR	TD	YDS	TK	S	A	FF	FR	S	A		
09/08	at Dolphins	S	6	2	4	2.0	14.0	1	14	2	0	0	0	0	0	0	0	0	0	0	0	0	0	0	0	0	L	17-20
09/15	Browns	S	2	1	1	0.0	0.0	0	0	1	0	0	0	0	0	0	0	0	0	0	0	0	0	0	0	0	L	13-18
09/23	at Bills	S	4	1	3	0.0	0.0	1	1	0	0	0	0	0	0	0	0	0	0	0	0	0	0	0	0	0	L	10-47
09/29	at Texans	S	1	0	1	0.0	0.0	0	0	1	0	0	0	0	0	0	0	0	0	0	0	0	0	0	0	0	L	20-24
10/06	Colts	S	5	4	1	3.0	31.0	3	31	3	0	0	0	0	1	1	0	0	0	0	0	0	0	0	0	0	W	37-34
10/13	at Bears	S	1	0	1	0.0	0.0	0	0	0	0	0	0	0	0	0	0	0	0	0	0	0	0	0	0	0	L	16-35
10/20	Patriots	S	3	2	1	1.0	14.0	1	14	1	0	0	0	0	0	0	0	0	0	0	0	0	0	0	0	0	W	32-16
10/27	Packers	S	4	1	3	0.5	0.0	0	0	1	0	0	0	0	0	0	0	0	0	0	0	0	0	0	0	0	L	27-30
11/03	at Eagles	S	7	6	1	0.0	0.0	2	4	0	0	0	0	0	0	0	1	1	35	0	0	0	0	0	0	0	L	23-28
11/10	Vikings	S	4	2	2	1.0	8.0	1	8	1	0	0	0	0	0	0	0	0	0	0	0	0	0	0	0	0	L	7-12
11/17	at Lions	S	3	1	2	0.0	0.0	0	0	0	0	0	0	0	0	0	0	0	0	0	0	0	0	0	0	0	L	6-52
12/01	Texans	S	4	1	3	1.0	13.0	1	13	1	0	0	0	0	0	0	0	0	0	0	0	0	0	0	0	0	L	20-23
12/08	at Titans	S	4	3	1	0.0	0.0	0	0	0	0	0	0	0	0	0	0	0	0	0	0	0	0	0	0	0	W	10-6
12/15	Jets	S	2	1	1	0.0	0.0	1	4	0	0	0	0	0	0	0	0	0	0	0	0	0	0	0	0	0	L	25-32
12/22	at Raiders	S	4	3	1	0.0	0.0	0	0	1	0	0	0	0	0	0	0	0	0	0	0	0	0	0	0	0	L	14-19
12/29	Titans	S	2	1	1	1.0	5.0	1	5	2	0	0	0	0	0	1	0	0	0	0	0	0	0	0	0	0	W	20-13
01/05	at Colts	S	5	2	3	1.0	4.0	1	4	1	0	0	0	0	0	0	0	0	0	0	0	0	0	0	0	0	L	23-26+
2024 TOTALS			17-17	61	31	30	10.5	89.0	13	98	15	0	0	0	0	1	2	1	1	35	0	0	0	0	0	0	0	4-13

+ - Overtime





## LEVI WALLACE | 31

POSITION: DEFENSIVE BACK

HT: 6-0 | WT: 179 | DOB: 6-12-1995

COLLEGE: ALABAMA

HOMETOWN: TUCSON, ARIZ.

ACQ: FA-'25

EXP: 8th YEAR

 leviwallace

### KEY TRANSACTIONS

- Originally signed with Buffalo as an undrafted free agent following the 2018 NFL Draft
- Signed to the practice squad by Buffalo on 9/3/18
- Signed to the active roster by Buffalo on 11/6/18
- Re-signed with Buffalo on 3/10/20
- Re-signed with Buffalo on 3/17/21
- Signed with Pittsburgh on 3/15/22
- Signed with Denver on 4/22/24
- Waived by Denver on 12/24/24
- Signed with Jacksonville on 8/2/25

### PRO

#### Career Highlights

- Holds the fourth-most interceptions (12) and sixth-most passes defended (56) by an undrafted player since 2018

#### 2024 (Broncos)

- Played in 13 games (two starts) and totaled 28 tackles (eight solo) and two passes defended
- **12/2 vs. CLE.:** Started at cornerback and registered a tied-season-high eight tackles (five solo) and one pass defended
- **10/17 at N.O.:** Started at corner and posted a season-high eight tackles (seven solo)

#### 2023 (Steelers)

- Tallied 38 tackles (32 solo), 11 passes defended and two interceptions in 16 games (nine starts)... Appeared in one postseason contest
- **11/2 vs. TEN:** Posted two passes defended
- **10/1 at HOU:** Broke up two passes and made four solo tackles
- **9/24 at L.V.:** Recorded his first multi-interception game after totaling two picks, a career-high four passes defended and six tackles (four solo)

#### 2022 (Steelers)

- Played in 15 games (nine starts) and set career highs in interceptions (four) and passes defended (13) along with 48 tackles (33 solo)
- **11/20 vs. CIN:** Caught an interception for the second consecutive game to go with four tackles (three solo) and two passes defended
- **11/13 vs. N.O.:** Totaled five solo tackles, three passes defended and an interception
- **10/9 at BUF:** Made three tackles (two solo), broke up two passes and caught an interception

#### 2021 (Bills)

- Recorded 58 tackles (47 solo), 10 passes defended and two interceptions in 17 starts... Also produced 11 tackles (eight solo), one interception and one pass defended in two postseason starts
- **1/15 vs. N.E.:** Tallied five tackles (four solo) and intercepted his first career pass in the postseason in an AFC Wild Card Round victory
- **11/7 at JAX:** Notched his first career fumble recovery and added seven tackles (six solo) and one pass defended
- **9/19 at MIA:** Intercepted a pass and returned it for 14 yards while also adding two passes defended and two solo tackles

#### 2020 (Bills)

- Started 12 games and produced 48 tackles (34 solo), eight passes defended and two interceptions... Started all three playoff games and totaled 12 tackles (eight solo), 1.0 sack and a forced fumble
- **1/16 vs. BAL:** Recorded his first career sack for an 11-yard loss along with six tackles (three solo) in the AFC Divisional Round win
- **1/9 vs. IND:** Started his first career postseason game and racked up three solo tackles and a forced fumble
- **9/27 vs. LAR:** Intercepted one pass and made nine tackles (six solo)
- **9/20 at MIA:** Set a career high in tackles (10; seven solo) and broke up one pass

#### 2019 (Bills)

- Totaled a career-high 76 tackles (66 solo) along with nine passes defended and two interceptions in 16 starts
- **12/29 vs. NYJ:** Made his second career interception and added two solo tackles



- **12/15 at PIT:** Recorded his first career interception along with six tackles (five solo) and one pass defended

## 2018 (Bills)

- Started the final seven games of the season after beginning the year on the practice squad and posted 37 tackles (24 solo) and three passes defended
- **12/23 at N.E.:** Recorded a season-high nine tackles (four solo)
- **11/11 at NYJ:** Made his NFL debut and first career start, assisting on one tackle and breaking up one pass

## COLLEGE

- Walked on at Alabama and played in 25 games (13 starts) from 2014-17
- Totaled 59 tackles (38 solo), 20 passes defended, three interceptions (one touchdown) and 2.0 sacks
- Named Second-Team All-SEC (AP) in 2017 after totaling 48 tackles (31 solo), 18 passes defended, 4.5 tackles for loss, three interceptions (66 yards, one touchdown) and 2.0 sacks in 14 games (13 starts)
- Appeared in 11 contests in 2016, producing 11 tackles (seven solo) and two passes defended

## PERSONAL

- Founded the Levi Wallace Foundation to support youth from single-parent or low-income households
- Son of two veterans who served in the United States Air Force
- Came out of high school a zero-star recruit and played intramural flag football at Alabama before being offered a spot on the football team as a walk-on in 2014
- Played wide receiver, defensive back and returner at Tucson (Ariz.) High School
- Also competed in track and field

### LEVI WALLACE'S NFL REGULAR SEASON DEFENSIVE STATISTICS

DATE	TEAM	GP	GS	TK	S	A	TACKLES					INTERCEPTIONS					O. FUMB					ST					MISC			
							TFL	YDS	SK	YDS	QBH	NO	YDS	LG	TD	PD	FF	FR	TD	YDS	TK	S	A	FF	FR	S	A			
2018	Bills	7	7	37	24	13	1	1	0.0	0.0	1	0	0	0	3	0	0	0	0	0	0	0	0	0	0	0	0	0		
2019	Bills	16	16	76	66	10	4	4	0.0	0.0	0	2	2	2	0	9	0	0	0	0	0	0	0	0	0	0	0	0		
2020	Bills	12	12	48	34	14	1	2	0.0	0.0	1	2	0	0	8	0	0	0	0	0	0	0	0	0	0	0	0	0		
2021	Bills	17	17	58	47	11	1	4	0.0	0.0	0	2	29	15	0	10	0	1	0	0	0	0	0	0	0	0	0	0		
2022	Steelers	15	9	48	33	15	0	0	0.0	0.0	0	4	6	3	0	13	0	0	0	0	0	0	0	0	0	0	0	0		
2023	Steelers	16	9	38	32	6	0	0	0.0	0.0	0	2	0	0	0	11	0	0	0	0	0	0	0	0	0	0	0	0		
2024	Broncos	13	2	28	20	8	0	0	0.0	0.0	0	0	0	0	2	0	0	0	0	0	0	0	0	0	0	0	0	0		
NFL TOTALS		96	72	333	256	77	7	11	0.0	0.0	2	12	37	15	0	56	0	1	0	0	0	0	0	0	0	0	0	0		

### LEVI WALLACE'S NFL POSTSEASON DEFENSIVE STATISTICS

			TACKLES								INTERCEPTIONS							O. FUMB					ST					MISC		
DATE	TEAM	GP	GS	TK	S	A	TFL	YDS	SK	YDS	QBH	NO	YDS	LG	TD	PD	FF	FR	TD	YDS	TK	S	A	FF	FR	S	A			
2019	Bills	0	0	0	0	0	0	0	0.0	0.0	0	0	0	0	0	0	0	0	0	0	0	0	0	0	0	0	0			
2020	Bills	3	3	12	8	4	2	11	1.0	11.0	1	0	0	0	0	0	1	0	0	0	0	0	0	0	0	0	0			
2021	Bills	2	2	11	8	3	1	2	0.0	0.0	0	1	0	0	0	1	0	0	0	0	0	0	0	0	0	0	0			
2023	Steelers	1	0	1	0	1	0	0	0.0	0.0	0	0	0	0	0	0	0	0	0	0	0	0	0	0	0	0	0			
NFL TOTALS		6	5	24	16	8	3	13	1.0	11.0	1	1	0	0	0	1	1	0	0	0	0	0	0	0	0	0	0			

### SINGLE-GAME HIGHS: DEFENSIVE

<b>Total Tackles</b>	10 at San Francisco 49ers, Dec 07, 2020 10 at Miami Dolphins, Sep 20, 2020	<b>Tackles For Loss</b>	1 at Jacksonville Jaguars, Nov 07, 2021 1 vs. New York Jets, Sep 13, 2020 ...5 more at 1.
<b>Solo Tackles</b>	8 at New York Giants, Sep 15, 2019 7 at New Orleans Saints, Oct 17, 2024 ...4 more at 7.	<b>Interceptions</b>	2 at Las Vegas Raiders, Sep 24, 2023 1 vs. Cleveland Browns, Jan 08, 2023 ...9 more at 1.
<b>Passes Defensed</b>	4 at Las Vegas Raiders, Sep 24, 2023 3 vs. New Orleans Saints, Nov 13, 2022 ...1 more at 3.	<b>Interception Return Yards</b>	15 at New York Jets, Nov 14, 2021 14 at Miami Dolphins, Sep 19, 2021
<b>Fumble Recoveries</b>	1 at Jacksonville Jaguars, Nov 07, 2021		

### SINGLE-GAME HIGHS - POSTSEASON: DEFENSIVE

<b>Total Tackles</b>	6 at Kansas City Chiefs, Jan 23, 2022 6 vs. Baltimore Ravens, Jan 16, 2021	<b>Forced Fumbles</b>	1 vs. Indianapolis Colts, Jan 09, 2021
<b>Solo Tackles</b>	4 at Kansas City Chiefs, Jan 23, 2022 4 vs. New England Patriots, Jan 15, 2022	<b>Tackles For Loss</b>	1 at Kansas City Chiefs, Jan 23, 2022 1 vs. Baltimore Ravens, Jan 16, 2021 ...1 more at 1.
<b>Sacks</b>	1.0 vs. Baltimore Ravens, Jan 16, 2021	<b>Interceptions</b>	1 vs. New England Patriots, Jan 15, 2022
<b>Passes Defensed</b>	1 vs. New England Patriots, Jan 15, 2022		




# 2024 GAME-BY-GAME REGULAR-SEASON STATISTICS (BRONCOS)

DATE	OPPONENT	P/S	TACKLES								INTERCEPTIONS					O. FUMB				ST					MISC		W/L	SCORE
			TK	S	A	SK	YDS	TFL	YDS	QBH	NO	YDS	LG	TD	PD	FF	FR	TD	YDS	TK	S	A	FF	FR	S	A		
09/08	at Seahawks	P	0	0	0	0.0	0.0	0	0	0	0	0	0	0	0	0	0	0	0	0	0	0	0	0	0	0	L	20-26
09/15	Steelers	P	1	0	1	0.0	0.0	0	0	0	0	0	0	0	0	0	0	0	0	0	0	0	0	0	0	0	L	6-13
09/22	at Buccaneers	P	0	0	0	0.0	0.0	0	0	0	0	0	0	0	0	0	0	0	0	0	0	0	0	0	0	0	W	26-7
09/29	at Jets	P	2	2	0	0.0	0.0	0	0	0	0	0	0	0	0	0	0	0	0	0	0	0	0	0	0	0	W	10-9
10/06	Raiders	P	1	0	1	0.0	0.0	0	0	0	0	0	0	0	0	0	0	0	0	0	0	0	0	0	0	0	W	34-18
10/13	Chargers	P	1	1	0	0.0	0.0	0	0	0	0	0	0	0	1	0	0	0	0	0	0	0	0	0	0	0	L	16-23
10/17	at Saints	S	8	7	1	0.0	0.0	0	0	0	0	0	0	0	0	0	0	0	0	0	0	0	0	0	0	0	W	33-10
10/27	Panthers	P	2	2	0	0.0	0.0	0	0	0	0	0	0	0	0	0	0	0	0	0	0	0	0	0	0	0	W	28-14
11/03	at Ravens	P	0	0	0	0.0	0.0	0	0	0	0	0	0	0	0	0	0	0	0	0	0	0	0	0	0	0	L	10-41
11/10	at Chiefs	P	0	0	0	0.0	0.0	0	0	0	0	0	0	0	0	0	0	0	0	0	0	0	0	0	0	0	L	14-16
11/17	Falcons	P	1	0	1	0.0	0.0	0	0	0	0	0	0	0	0	0	0	0	0	0	0	0	0	0	0	0	W	38-6
11/24	at Raiders	P	4	3	1	0.0	0.0	0	0	0	0	0	0	0	0	0	0	0	0	0	0	0	0	0	0	0	W	29-19
12/02	Browns	S	8	5	3	0.0	0.0	0	0	0	0	0	0	0	1	0	0	0	0	0	0	0	0	0	0	0	W	41-32
12/15	Colts																										W	31-13
12/19	at Chargers																										L	27-34
12/28	at Bengals																										L	24-30+
01/05	Chiefs																										W	38-0
2024 TOTALS			13-2	28	20	8	0.0	0.0	0	0	0	0	0	0	2	0	0	0	0	0	0	0	0	0	0	0	10-7	

+ - Overtime







# PARKER WASHINGTON | 11

POSITION: WIDE RECEIVER

HT: 5-10 | WT: 204 | DOB: 3-21-2002

COLLEGE: PENN STATE

HOMETOWN: SUGAR LAND, TEXAS

ACQ: D6-'23

EXP: 3rd YEAR

CPW11\_

cpw11\_

## KEY TRANSACTIONS

- Originally drafted by Jacksonville in the sixth round (185th overall) of the 2023 NFL Draft

## PRO

### 2024 (Jaguars)

- Saw action in all 17 games and made seven starts... Totaled a single-season career-high 390 yards on 32 receptions... Returned five kickoffs for 122 yards and six punts for 144 yards on special teams, including one punt return for a 96-yard touchdown
- 12/29 vs. TEN:** Started at wide receiver and recorded 31 yards and one touchdown on three receptions
- 12/1 vs. HOU:** Recorded 103 yards and one touchdown on six receptions, setting career-highs in both receiving yards and receptions
- 10/20 vs. N.E.:** Returned one punt for a 96-yard touchdown, the longest in franchise history and the first special teams touchdown since the NFL London games began in 2007... The punt return touchdown was the Jaguars' first since WR Keelan Cole's 91-yard punt return in 2020 and the longest punt return in the NFL in 2024... Also returned one kickoff for 27 yards, the second-longest kick return of his career

### 2023 (Jaguars)

- Saw action in nine games with one start... Recorded 16 receptions for 132 yards and two touchdowns... On special teams, totaled 12 punt returns for 126 yards and two kick returns for 51 yards
- 12/10 at CLE:** Posted two receptions for 27 yards and a touchdown... Returned five punts for 63 yards
- 12/4 vs. CIN:** Recorded six receptions for 61 yards and his first-career touchdown... Returned two kicks for 51 yards
- 11/26 at HOU:** Returned one punt for 22 yards and saw action at wide receiver

## COLLEGE

- Caught a pass in every game of his college career, totaling 146 receptions, to rank 10th all-time at Penn State
- Recorded 1,920 receiving yards and scored 12 touchdowns
- Appeared in 32 games and made 24 starts in three seasons
- Served as Penn State's primary punt returner in 2022, returning 18 punts for 99 yards

## PERSONAL

- Sister, Ashton, is a player personnel coordinator for the Chicago Bears
- Cousin, Tyler Tolbert, plays baseball for the Kansas City Royals
- Cousin, QB Joshua Dobbs, plays quarterback for the New England Patriots
- Enjoys fishing and hunting
- Majored in recreation, park and tourism management

## PARKER WASHINGTON'S NFL REGULAR SEASON RUSHING/RECEIVING STATISTICS

DATE	TEAM	GP	GS	RECEIVING					RUSHING				
				NO.	YDS.	AVG.	LG	TD	NO.	YDS.	AVG.	LG	TD
2023	Jaguars	9	1	16	132	8.3	19t	2	0	0	0.0	0	0
2024	Jaguars	17	7	32	390	12.2	30	3	0	0	0.0	0	0
NFL TOTALS		26	8	48	522	10.9	30	5	0	0	0.0	0	0

## PARKER WASHINGTON'S NFL REGULAR SEASON RETURN STATISTICS

KICKOFF RETURNS							PUNT RETURNS					
DATE	TEAM	RET.	YDS.	AVG.	LG	TD	NO.	FC	YDS.	AVG.	LG	TD
2023	Jaguars	2	51	25.5	33	0	12	5	126	10.5	26	0
2024	Jaguars	5	122	24.4	30	0	6	4	144	24.0	96t	1
NFL TOTALS		7	173	24.7	33	0	18	9	270	15.0	96T	1



# SINGLE-GAME HIGHS: RUSHING/RECEIVING

<b>Receptions</b>	6 at Las Vegas Raiders, Dec 22, 2024 6 vs. Houston Texans, Dec 01, 2024 ...1 more at 6.	<b>Longest Kickoff Return</b>	33 vs. Cincinnati Bengals, Dec 04, 2023 30 vs. Green Bay Packers, Oct 27, 2024
<b>Receiving Yards</b>	103 vs. Houston Texans, Dec 01, 2024 61 vs. Cincinnati Bengals, Dec 04, 2023	<b>Fair Catches</b>	3 at Houston Texans, Nov 26, 2023 2 vs. Green Bay Packers, Oct 27, 2024 ...1 more at 2.
<b>Receiving Average</b>	18.0 vs. New York Jets, Dec 15, 2024 17.2 vs. Houston Texans, Dec 01, 2024	<b>Punt Return Yards</b>	96 vs. New England Patriots, Oct 20, 2024 63 at Cleveland Browns, Dec 10, 2023
<b>Longest Receptions</b>	30 vs. Houston Texans, Dec 01, 2024 29 vs. New York Jets, Dec 15, 2024	<b>Longest Punt Return</b>	96t vs. New England Patriots, Oct 20, 2024 26 at Cleveland Browns, Dec 10, 2023
<b>Receiving TDs</b>	1 at Indianapolis Colts, Jan 05, 2025 1 vs. Tennessee Titans, Dec 29, 2024 ...3 more at 1.	<b>Punt Returns</b>	5 at Cleveland Browns, Dec 10, 2023 2 vs. Green Bay Packers, Oct 27, 2024 ...3 more at 2.
<b>All-Purpose Yards</b>	123 vs. New England Patriots, Oct 20, 2024 114 vs. Green Bay Packers, Oct 27, 2024	<b>Punt Return TDs</b>	1 vs. New England Patriots, Oct 20, 2024
<b>Kickoff Returns</b>	2 vs. Green Bay Packers, Oct 27, 2024 2 at Miami Dolphins, Sep 08, 2024 ...1 more at 2.	<b>Punt Return Average</b>	12.6 at Cleveland Browns, Dec 10, 2023
<b>Kickoff Return Yards</b>	51 vs. Green Bay Packers, Oct 27, 2024 51 vs. Cincinnati Bengals, Dec 04, 2023	<b>Most TDs</b>	1 at Indianapolis Colts, Jan 05, 2025 1 vs. Tennessee Titans, Dec 29, 2024 ...4 more at 1.

# 100-YARD RECEIVING GAMES (1): REGULAR SEASON

DATE	TEAM	NO.	YDS.	AVG.	LG	TD
12/01/24	TEXANS	6	103	17.2	30	1

# 2024 GAME-BY-GAME REGULAR-SEASON STATISTICS (JAGUARS)

DATE	OPPONENT	P/S	RECEIVING					RUSHING					W/L	SCORE
			NO.	YDS.	AVG.	LG	TD	NO.	YDS.	AVG.	LG	TD		
09/08	at Dolphins	P	1	3	3.0	3	0	0	0	0.0	0	0	L	17-20
09/15	Browns	P	0	0	0.0	0	0	0	0	0.0	0	0	L	13-18
09/23	at Bills	P	2	18	9.0	12	0	0	0	0.0	0	0	L	10-47
09/29	at Texans	P	0	0	0.0	0	0	0	0	0.0	0	0	L	20-24
10/06	Colts	P	0	0	0.0	0	0	0	0	0.0	0	0	W	37-34
10/13	at Bears	P	0	0	0.0	0	0	0	0	0.0	0	0	L	16-35
10/20	Patriots	P	0	0	0.0	0	0	0	0	0.0	0	0	W	32-16
10/27	Packers	P	3	46	15.3	23	0	0	0	0.0	0	0	L	27-30
11/03	at Eagles	S	3	41	13.7	18	0	0	0	0.0	0	0	L	23-28
11/10	Vikings	P	0	0	0.0	0	0	0	0	0.0	0	0	L	7-12
11/17	at Lions	P	1	10	10.0	10	0	0	0	0.0	0	0	L	6-52
12/01	Texans	S	6	103	17.2	30	1	0	0	0.0	0	0	L	20-23
12/08	at Titans	S	2	15	7.5	8	0	0	0	0.0	0	0	W	10-6
12/15	Jets	S	3	54	18.0	29	0	0	0	0.0	0	0	L	25-32
12/22	at Raiders	S	6	54	9.0	17	0	0	0	0.0	0	0	L	14-19
12/29	Titans	S	3	31	10.3	24	1	0	0	0.0	0	0	W	20-13
01/05	at Colts	S	2	15	7.5	9t	1	0	0	0.0	0	0	L	23-26+
<b>2024 TOTALS</b>			<b>17-7</b>	<b>32</b>	<b>390</b>	<b>12.2</b>	<b>30</b>	<b>3</b>	<b>0</b>	<b>0</b>	<b>0.0</b>	<b>0</b>	<b>0</b>	<b>4-13</b>

+ - Overtime



# 2024 GAME-BY-GAME REGULAR-SEASON STATISTICS (JAGUARS)

KICKOFF RETURNS								PUNT RETURNS							
DATE	OPPONENT	P/S	RET	YDS	AVG	LG	TD	NO	FC	YDS	AVG	LG	TD	W/L	SCORE
09/08	at Dolphins	P	2	44	22.0	24	0	0	0	0	0.0	0	0	L	17-20
09/15	Browns	P	0	0	0.0	0	0	0	0	0	0.0	0	0	L	13-18
09/23	at Bills	P	0	0	0.0	0	0	0	0	0	0.0	0	0	L	10-47
09/29	at Texans	P	0	0	0.0	0	0	0	0	0	0.0	0	0	L	20-24
10/06	Colts	P	0	0	0.0	0	0	0	0	0	0.0	0	0	W	37-34
10/13	at Bears	P	0	0	0.0	0	0	2	0	27	13.5	14	0	L	16-35
10/20	Patriots	P	1	27	27.0	27	0	1	2	96	96.0	96t	1	W	32-16
10/27	Packers	P	2	51	25.5	30	0	2	2	17	8.5	9	0	L	27-30
11/03	at Eagles	S	0	0	0.0	0	0	1	0	4	4.0	4	0	L	23-28
11/10	Vikings	P	0	0	0.0	0	0	0	0	0	0.0	0	0	L	7-12
11/17	at Lions	P	0	0	0.0	0	0	0	0	0	0.0	0	0	L	6-52
12/01	Texans	S	0	0	0.0	0	0	0	0	0	0.0	0	0	L	20-23
12/08	at Titans	S	0	0	0.0	0	0	0	0	0	0.0	0	0	W	10-6
12/15	Jets	S	0	0	0.0	0	0	0	0	0	0.0	0	0	L	25-32
12/22	at Raiders	S	0	0	0.0	0	0	0	0	0	0.0	0	0	L	14-19
12/29	Titans	S	0	0	0.0	0	0	0	0	0	0.0	0	0	W	20-13
01/05	at Colts	S	0	0	0.0	0	0	0	0	0	0.0	0	0	L	23-26+
2024 TOTALS		17-7	5	122	24.4	30	0	6	4	144	24.0	96T	1	4-13	

+ - Overtime





## ANDREW WINGARD | 42

POSITION: SAFETY

HT: 6-0 | WT: 200 | DOB: 12-5-1996

COLLEGE: WYOMING

HOMETOWN: ARVADA, COLO.

ACQ: FA-'19

EXP: 7th YEAR

 @deweywingard

 @deweywingard

### KEY TRANSACTIONS

- Originally signed by Jacksonville as an undrafted rookie on 5/10/19
- Re-signed with Jacksonville on 3/14/23

### PRO

#### 2024 (Jaguars)

- Saw action in eight games (two starts) after being activated off the Reserve/Injured list... Totaled 14 tackles (eight solo) and three passes defended... Recorded one solo tackle on special teams
- **1/5 at IND:** Posted a team-high 10 tackles (six solo) and one pass defended
- **12/29 vs. TEN:** Started at safety and recorded three tackles (one solo)
- **12/22 at L.V.:** Saw action at safety and recorded a career-high three passes defended plus one solo tackle
- **11/10 vs. MIN:** Saw action on special teams and recorded one tackle in his first game returning from injured reserve

#### 2023 (Jaguars)

- Played in 17 games and made two starts at safety... Registered 40 tackles (31 solo), two passes defended, one interception, one quarterback hit, one forced fumble and one tackle for loss... Added five tackles (four solo) on special teams
- Voted a captain for the 2023 season
- **12/17 vs. BAL:** Started at safety and played 69 of 70 defensive snaps... Recorded a career-high 11 total tackles (10 solo)
- **12/10 at CLE:** Recorded three total tackles (two solo), one quarterback hit and one forced fumble
- **10/29 at PIT:** Started at safety and recorded six total tackles (five solo), two passes defended and one interception

#### 2022 (Jaguars)

- Saw action in 17 regular-season games with two starts and both postseason games with one start... In the regular season, posted 23 tackles (19 solo), two tackles for loss, one interception, one pass defended and one forced fumble on defense... On special teams, posted 14 tackles (eight solo)... In the postseason, posted one solo tackle
- **12/11 at TEN:** Started at safety and recorded seven tackles (six solo), including one tackle for loss, one QB hit and one interception
- **12/4 at DET:** Started at safety and recorded a season-high nine tackles (seven solo)
- **11/27 vs. BAL:** Started at safety and saw action on special teams... Recorded two tackles (one solo), one forced fumble and one special teams tackle

#### 2021 (Jaguars)

- Finished the season with 86 total tackles (56 solo), 1.0 sack and one interception in 15 games played (15 starts)
- **10/17 vs. MIA:** Started at safety and totaled seven tackles (five solo), including one tackle for loss
- **9/26 vs. ARI:** Started at safety and recorded seven total tackles (four solo), one interception and one pass defended... Recorded the third INT of his career when he intercepted QB Kyler Murray and returned it 22 yards in the third quarter
- **9/19 vs. DEN:** Started at safety and tallied a team-high eight tackles, including his second career sack

#### 2020 (Jaguars)

- Saw action in 13 games, starting four... Tallied 42 tackles (30), five passes defended, two INTs and one fumble recovery... Also made eight stops on special teams
- **11/29 vs. CLE:** Started at safety and tallied three tackles (one solo), one pass defended and his first career fumble recovery, which he returned for 17 yards
- **9/20 at TEN:** Started at free safety and posted a career-high nine tackles (seven solo)
- **9/13 vs. IND:** Saw action at free safety, recording his first career INT in the fourth quarter, and on special teams, leading the team with two special teams stops

#### 2019 (Jaguars)

- Appeared in all 16 games, making two starts, while compiling 19 tackles (14 solo), 1.0 sack and one forced fumble... Led the team with 11 special teams tackles
- **12/1 vs. T.B.:** Made his first career start at strong safety, recording six tackles (five solo), including a strip-sack, marking the first sack of his career
- **9/8 vs. K.C.:** Made his NFL debut, seeing action at safety and on special teams, and totaled one solo tackle and two special teams tackles



COLLEGE

- Finished second in Wyoming school history with 454 tackles while adding 18 passes defended, 10 INTs and five forced fumbles
- Recorded 87 tackles (46 solo), three passes defended and two INTs as a senior in 2018, earning First-Team All-Mountain West honors
- Named First-Team All-Mountain West as a junior in 2017 after totaling 114 tackles and a career-high five INTs
- Recorded 131 total tackles in 2016, which ranked fourth in the FBS and first in the Mountain West
- Played in all 12 games (11 starts) as a freshman in 2015 and registered 122 total tackles
- His 6.9 solo tackles per game ranked No. 1 in the Mountain West and No. 4 in the NCAA

PERSONAL

- Attended Ralston Valley (Arvada, Colo.) High School and rushed for 1,653 yards on 190 carries in his senior season
- Earned First-Team All-State honors after totaling 2,702 all-purpose yards
- Father, Dan, was a punter at the University of Nebraska
- Avid skier and golfer

ANDREW WINGARD'S NFL REGULAR SEASON DEFENSIVE STATISTICS

		TACKLES										INTERCEPTIONS							O. FUMB					ST				MISC			
DATE	TEAM	GP	GS	TK	S	A	TFL	YDS	SK	YDS	QBH	NO	YDS	LG	TD	PD	FF	FR	TD	YDS	TK	S	A	FF	FR	S	A				
2019	Jaguars	16	2	19	14	5	0	0	1.0	3.0	2	0	0	0	0	0	1	0	0	0	11	8	3	0	0	0	0				
2020	Jaguars	13	4	42	30	12	3	8	0.0	0.0	0	2	31	19	0	5	0	1	0	17	8	5	3	0	0	0	0				
2021	Jaguars	15	15	86	56	30	2	2	1.0	1.0	1	1	23	23	0	1	0	0	0	0	2	1	1	0	0	0	0				
2022	Jaguars	17	3	23	19	4	2	1	0.0	0.0	1	1	13	13	0	1	1	0	0	0	14	8	6	0	0	0	0				
2023	Jaguars	17	2	40	31	9	1	3	0.0	0.0	1	1	0	0	0	2	1	0	0	0	5	4	1	0	0	0	0				
2024	Jaguars	8	2	14	7	7	0	0	0.0	0.0	0	0	0	0	0	3	0	0	0	0	1	1	0	0	0	0	0				
NFL TOTALS		86	28	224	157	67	8	14	2.0	4.0	5	5	67	23	0	12	3	1	0	17	41	27	14	0	0	0	0				

ANDREW WINGARD'S NFL POSTSEASON DEFENSIVE STATISTICS

		TACKLES										INTERCEPTIONS						O. FUMB						ST						MISC			
DATE	TEAM	GP	GS	TK	S	A	TFL	YDS	SK	YDS	QBH	NO	YDS	LG	TD	PD	FF	FR	TD	YDS	TK	S	A	FF	FR	S	A						
2022	Jaguars	2	1	1	1	0	0	0	0.0	0.0	0	0	0	0	0	0	0	0	0	0	1	0	1	0	0	0	0	0					
NFL TOTALS		2	1	1	1	0	0	0	0.0	0.0	0	0	0	0	0	0	0	0	0	0	1	0	1	0	0	0	0	0					

SINGLE-GAME HIGHS: DEFENSIVE

Total Tackles	11 vs. Baltimore Ravens, Dec 17, 2023	Tackles For Loss	3 at Indianapolis Colts, Jan 03, 2021
	10 at Indianapolis Colts, Jan 05, 2025		1 at Tampa Bay Buccaneers, Dec 24, 2023
Solo Tackles	10 vs. Baltimore Ravens, Dec 17, 2023	Interceptions	...4 more at 1.
	7 at Detroit Lions, Dec 04, 2022		1 at Pittsburgh Steelers, Oct 29, 2023
Sacks	...1 more at 7.	Interception Return Yards	1 at Tennessee Titans, Dec 11, 2022
	1.0 vs. Denver Broncos, Sep 19, 2021		...3 more at 1.
Passes Defensed	1.0 vs. Tampa Bay Buccaneers, Dec 01, 2019	Special Teams Tackles	23 vs. Arizona Cardinals, Sep 26, 2021
	2 at Las Vegas Raiders, Dec 22, 2024		19 at Indianapolis Colts, Jan 03, 2021
Forced Fumbles	2 at Pittsburgh Steelers, Oct 29, 2023	Longest Opp Fumble Return	3 vs. Tennessee Titans, Nov 19, 2023
	1 vs. Baltimore Ravens, Nov 27, 2022		3 at Atlanta Falcons, Dec 22, 2019
Fumble Recoveries	1 vs. Tampa Bay Buccaneers, Dec 01, 2019		
	1 vs. Cleveland Browns, Nov 29, 2020		

SINGLE-GAME HIGHS - POSTSEASON: DEFENSIVE

Total Tackles	1 at Kansas City Chiefs, Jan 21, 2023	Solo Tackles	1 at Kansas City Chiefs, Jan 21, 2023
---------------	---------------------------------------	--------------	---------------------------------------





2024 GAME-BY-GAME REGULAR-SEASON STATISTICS (JAGUARS)

			TACKLES					INTERCEPTIONS					O. FUMB					ST					MISC						
DATE	OPPONENT	P/S	TK	S	A	SK	YDS	TFL	YDS	QBH	NO	YDS	LG	TD	PD	FF	FR	TD	YDS	TK	S	A	FF	FR	S	A	W/L	SCORE	
09/08	at Dolphins		INJURED RESERVE - DESIGNATED FOR RETURN																			L	17-20						
09/15	Browns		INJURED RESERVE - DESIGNATED FOR RETURN																			L	13-18						
09/23	at Bills		INJURED RESERVE - DESIGNATED FOR RETURN																			L	10-47						
09/29	at Texans		INJURED RESERVE - DESIGNATED FOR RETURN																			L	20-24						
10/06	Colts		INJURED RESERVE - DESIGNATED FOR RETURN																			W	37-34						
10/13	at Bears		INJURED RESERVE - DESIGNATED FOR RETURN																			L	16-35						
10/20	Patriots		INJURED RESERVE - DESIGNATED FOR RETURN																			W	32-16						
10/27	Packers		INJURED RESERVE - DESIGNATED FOR RETURN																			L	27-30						
11/03	at Eagles		INJURED RESERVE - DESIGNATED FOR RETURN																			L	23-28						
11/10	Vikings	P	0	0	0	0.0	0.0	0	0	0	0	0	0	0	0	0	0	0	0	1	1	0	0	0	0	0	L	7-12	
11/17	at Lions	P	0	0	0	0.0	0.0	0	0	0	0	0	0	0	0	0	0	0	0	0	0	0	0	0	0	0	L	6-52	
12/01	Texans	P	0	0	0	0.0	0.0	0	0	0	0	0	0	0	0	0	0	0	0	0	0	0	0	0	0	0	L	20-23	
12/08	at Titans	P	0	0	0	0.0	0.0	0	0	0	0	0	0	0	0	0	0	0	0	0	0	0	0	0	0	0	W	10-6	
12/15	Jets	P	0	0	0	0.0	0.0	0	0	0	0	0	0	0	0	0	0	0	0	0	0	0	0	0	0	0	L	25-32	
12/22	at Raiders	P	1	1	0	0.0	0.0	0	0	0	0	0	0	0	2	0	0	0	0	0	0	0	0	0	0	0	L	14-19	
12/29	Titans	S	3	1	2	0.0	0.0	0	0	0	0	0	0	0	0	0	0	0	0	0	0	0	0	0	0	0	W	20-13	
01/05	at Colts	S	10	5	5	0.0	0.0	0	0	0	0	0	0	0	1	0	0	0	0	0	0	0	0	0	0	0	L	23-26+	
2024 TOTALS		8-2	14	7	7	0.0	0.0	0	0	0	0	0	0	0	3	0	0	0	0	1	1	0	0	0	0	0	0	4-13	

+ - Overtime





# JOHN WOLFORD | 18

**POSITION:** QUARTERBACK

**HT:** 6-1 | **WT:** 218 | **DOB:** 10-16-1995

**COLLEGE:** WAKE FOREST

**HOMETOWN:** JACKSONVILLE, FLA.

**ACQ:** FA-'24

**EXP:** 5th YEAR

 @johnwolford\_9

 @johnwolford10

## KEY TRANSACTIONS

- Signed with the New York Jets as an undrafted free agent on 8/26/18
- Released by the Jets on 9/4/18
- Signed to the Los Angeles Rams' practice squad on 9/1/19
- Signed to Tampa Bay's practice squad on 8/31/23
- Signed to the active roster by Tampa Bay on 10/31/23
- Released by Tampa Bay on 8/27/24
- Signed to Jacksonville's practice squad on 12/3/24
- Signed to the active roster by Jacksonville on 2/17/25

## PRO

### 2024 (Jaguars)

- Spent time on the practice squad

### 2023 (Buccaneers)

- Did not play

### 2022 (L.A. Rams)

- Played in and started three games, completing 38-of-62 passes for 390 yards and one touchdown and rushing eight times for 32 yards
- **11/13 vs. ARI:** Completed 24-of-36 passes (66.7 percent) for 212 yards and one touchdown in his first career start

### 2021 (L.A. Rams)

- Appeared in three games
- **10/31 at HOU:** Completed one pass for five yards

### 2020 (L.A. Rams)

- Appeared in one postseason contest
- **1/9 at SEA:** Completed three passes for 29 yards in his NFL and postseason debut

### 2019 (L.A. Rams)

- Did not play

## COLLEGE

- Played four seasons at Wake Forest (2014-17)
- Became just the eighth quarterback in ACC history to accumulate 8,000 yards passing and 1,000 yards rushing
- Named Second-Team All-ACC as a senior (2017) after setting program records in passer rating (158.0), passing yards (3,192), touchdown passes (29), total offense (3,975) and total touchdowns (39)
- Became the first player in FBS since 2000 with 400 or more passing yards, 65 or more rushing yards and no interceptions in a bowl game after his performance in the 2017 Belk Bowl versus Texas A&M

## PERSONAL

- Attended Bishop Kenny High School (Jacksonville, Fla.)
- Named the Florida Times-Union's Offensive Player of the Year after throwing for 3,317 yards and 38 passing touchdowns as a senior in 2013
- Threw for a state-record 126 touchdowns, passing Tim Tebow
- Helped Bishop Kenny to a 10-0 record in 2011, the Class 5A Regional Finals in 2012 and a 10-1 record and the regional semifinals in 2013



### JOHN WOLFORD'S NFL REGULAR SEASON PASSING STATISTICS

DATE	TEAM	GP	GS	ATT.	CMP.	PCT.	YDS	AVG.	TD	INT.	LG	SK	LST	RATE
2019	Rams	0	0	0	0	0.0	0	0.0	0	0	0	0	0	0.0
2020	Rams	1	1	38	22	57.9	231	6.1	0	1	38	2	8	64.7
2021	Rams	3	0	4	1	25.0	5	1.3	0	1	5	1	8	0.0
2022	Rams	3	3	62	38	61.3	390	6.3	1	3	30	7	49	64.6
2023	Buccaneers	0	0	0	0	0.0	0	0.0	0	0	0	0	0	0.0
2024	Jaguars	0	0	0	0	0.0	0	0.0	0	0	0	0	0	0.0
<b>TOTALS</b>		<b>7</b>	<b>4</b>	<b>104</b>	<b>61</b>	<b>58.7</b>	<b>626</b>	<b>6.0</b>	<b>1</b>	<b>5</b>	<b>38</b>	<b>10</b>	<b>65</b>	<b>59.2</b>

### JOHN WOLFORD'S NFL POSTSEASON PASSING STATISTICS

DATE	TEAM	GP	GS	ATT.	CMP.	PCT.	YDS	AVG.	TD	INT.	LG	SK	LST	RATE
2020	Rams	1	1	6	3	50.0	29	4.8	0	0	15	1	0	63.9
2021	Rams	0	0	0	0	0.0	0	0.0	0	0	0	0	0	0.0
2023	Buccaneers	0	0	0	0	0.0	0	0.0	0	0	0	0	0	0.0
<b>TOTALS</b>		<b>1</b>	<b>1</b>	<b>6</b>	<b>3</b>	<b>50.0</b>	<b>29</b>	<b>4.8</b>	<b>0</b>	<b>0</b>	<b>15</b>	<b>1</b>	<b>0</b>	<b>63.9</b>

### JOHN WOLFORD'S NFL REGULAR SEASON RUSHING STATISTICS

DATE	TEAM	NO.	YDS.	AVG.	LG	TD
2019	Rams	0	0	0.0	0	0
2020	Rams	6	56	9.3	14	0
2021	Rams	2	-1	-0.5	0	0
2022	Rams	8	32	4.0	14	0
2023	Buccaneers	0	0	0.0	0	0
2024	Jaguars	0	0	0.0	0	0
<b>TOTALS</b>		<b>16</b>	<b>87</b>	<b>5.4</b>	<b>14</b>	<b>0</b>

### JOHN WOLFORD'S NFL POSTSEASON RUSHING STATISTICS

DATE	TEAM	NO.	YDS.	AVG.	LG	TD
2020	Rams	1	2	2.0	2	0
2021	Rams	0	0	0.0	0	0
2023	Buccaneers	0	0	0.0	0	0
<b>TOTALS</b>		<b>1</b>	<b>2</b>	<b>2.0</b>	<b>2</b>	<b>0</b>

### JOHN WOLFORD'S NFL REGULAR SEASON PASSING/RUSHING STATISTICS

DATE	TEAM	GP	GS	PASSING											RUSHING				
				ATT.	CMP.	PCT.	YDS	AVG.	TD	INT.	LG	SK	LST	RATE	NO.	YDS.	AVG.	LG	TD
2019	Rams	0	0	0	0	0.0	0	0.0	0	0	0	0	0	0.0	0	0	0.0	0	0
2020	Rams	1	1	38	22	57.9	231	6.1	0	1	38	2	8	64.7	6	56	9.3	14	0
2021	Rams	3	0	4	1	25.0	5	1.3	0	1	5	1	8	0.0	2	-1	-0.5	0	0
2022	Rams	3	3	62	38	61.3	390	6.3	1	3	30	7	49	64.6	8	32	4.0	14	0
2023	Buccaneers	0	0	0	0	0.0	0	0.0	0	0	0	0	0	0.0	0	0	0.0	0	0
2024	Jaguars	0	0	0	0	0.0	0	0.0	0	0	0	0	0	0.0	0	0	0.0	0	0
<b>TOTALS</b>		<b>7</b>	<b>4</b>	<b>104</b>	<b>61</b>	<b>58.7</b>	<b>626</b>	<b>6.0</b>	<b>1</b>	<b>5</b>	<b>38</b>	<b>10</b>	<b>65</b>	<b>59.2</b>	<b>16</b>	<b>87</b>	<b>5.4</b>	<b>14</b>	<b>0</b>

### JOHN WOLFORD'S NFL POSTSEASON PASSING/RUSHING STATISTICS

DATE	TEAM	GP	GS	PASSING											RUSHING				
				ATT.	CMP.	PCT.	YDS	AVG.	TD	INT.	LG	SK	LST	RATE	NO.	YDS.	AVG.	LG	TD
2020	Rams	1	1	6	3	50.0	29	4.8	0	0	15	1	0	63.9	1	2	2.0	2	0
2021	Rams	0	0	0	0	0.0	0	0.0	0	0	0	0	0	0.0	0	0	0.0	0	0
2023	Buccaneers	0	0	0	0	0.0	0	0.0	0	0	0	0	0	0.0	0	0	0.0	0	0
<b>TOTALS</b>		<b>1</b>	<b>1</b>	<b>6</b>	<b>3</b>	<b>50.0</b>	<b>29</b>	<b>4.8</b>	<b>0</b>	<b>0</b>	<b>15</b>	<b>1</b>	<b>0</b>	<b>63.9</b>	<b>1</b>	<b>2</b>	<b>2.0</b>	<b>2</b>	<b>0</b>

### SINGLE-GAME HIGHS: QUARTERBACK

<b>Pass Attempts</b>	38 vs. Arizona Cardinals, Jan 03, 2021	<b>Completion Percentage</b>	66.7 vs. Arizona Cardinals, Nov 13, 2022
	36 vs. Arizona Cardinals, Nov 13, 2022		57.9 vs. Arizona Cardinals, Jan 03, 2021
<b>Pass Completions</b>	24 vs. Arizona Cardinals, Nov 13, 2022	<b>Passer Rating</b>	79.9 vs. Arizona Cardinals, Nov 13, 2022
	22 vs. Arizona Cardinals, Jan 03, 2021		64.7 vs. Arizona Cardinals, Jan 03, 2021
<b>Yards Passing</b>	231 vs. Arizona Cardinals, Jan 03, 2021	<b>Rush Attempts</b>	6 vs. Arizona Cardinals, Jan 03, 2021
	212 vs. Arizona Cardinals, Nov 13, 2022		5 vs. Seattle Seahawks, Dec 04, 2022
<b>TD Passes</b>	1 vs. Arizona Cardinals, Nov 13, 2022	<b>Rushing Yards</b>	56 vs. Arizona Cardinals, Jan 03, 2021
<b>Long Passes</b>	38 vs. Arizona Cardinals, Jan 03, 2021		29 vs. Seattle Seahawks, Dec 04, 2022
	30 vs. Seattle Seahawks, Dec 04, 2022	<b>Longest Runs</b>	14 vs. Seattle Seahawks, Dec 04, 2022
			14 vs. Arizona Cardinals, Jan 03, 2021



# 2024 GAME-BY-GAME REGULAR-SEASON STATISTICS (JAGUARS)

PASSING														RUSHING						
DATE	OPPONENT	P/S	ATT	CMP	YDS	PCT	Y/A	Y/C	TD	INT	LG	SK/YD	RATE	ATT	YDS	LG	TD	W/L	SCORE	
09/15	Browns								NOT ON ROSTER									L	13-18	
09/23	at Bills								NOT ON ROSTER									L	10-47	
09/29	at Texans								NOT ON ROSTER									L	20-24	
10/06	Colts								NOT ON ROSTER									W	37-34	
10/13	at Bears								NOT ON ROSTER									L	16-35	
10/20	Patriots								NOT ON ROSTER									W	32-16	
10/27	Packers								NOT ON ROSTER									L	27-30	
11/03	at Eagles								NOT ON ROSTER									L	23-28	
11/10	Vikings								NOT ON ROSTER									L	7-12	
11/17	at Lions								NOT ON ROSTER									L	6-52	
12/01	Texans								NOT ON ROSTER									L	20-23	
12/08	at Titans								PRACTICE SQUAD									W	10-6	
12/15	Jets								PRACTICE SQUAD									L	25-32	
12/22	at Raiders								PRACTICE SQUAD									L	14-19	
12/29	Titans								PRACTICE SQUAD									W	20-13	
01/05	at Colts								PRACTICE SQUAD									L	23-26+	
2024 TOTALS			0-0	0	0	0	0.0	0.0	0.0	0	0	0	0/0	0.0	0	0	0	0	4-12	

+ - Overtime





# SAL WORMLEY | 61

**POSITION:** OFFENSIVE LINEMAN  
**HT:** 6-3 | **WT:** 327 | **DOB:** 7-23-2001  
**COLLEGE:** PENN STATE  
**HOMETOWN:** NEWARK, N.J.  
**ACQ:** UDFA-'25  
**EXP:** R

@saleemwormley77

## KEY TRANSACTIONS

- Originally signed by Jacksonville as an undrafted free agent following the 2025 draft

## COLLEGE

- Played in 46 games over six seasons (2019-24) at Penn State
- Part of an offensive line unit that helped the team rush for 3,237 yards and 35 touchdowns, and post 6,883 yards of total offense during the 2024 season
- Helped the Nittany Lions to a College Football Playoff semi-final appearance

## PERSONAL

- Full name is Saleem Amir Wormley
- Son of Makena Wormley
- Attended Smyrna High School (Smyrna, Del.)
- Helped Smyrna to back-to-back state championships as a sophomore (2016) and junior (2017)
- Named to DISCA first-team all-state in 2017, two-time all-conference selection with first-team accolades in 2018 and second-team honors in 2017 and was selected to play in the Hall of Fame game
- Earned his degree in journalism

## SAL WORMLEY'S COLLEGE STATISTICS

DATE	TEAM	GP	GS
2019	Penn St.	1	0
2020	Penn St.	3	0
2021	Penn St.	1	0
2022	Penn St.	13	13
2023	Penn St.	12	11
2024	Penn St.	16	16
<b>TOTALS</b>		<b>46</b>	<b>40</b>

## COLLEGE 2024 GAME-BY-GAME STATISTICS (PENN ST.)

DATE	OPPONENT	P/S	W/L	SCORE
08/31	at West Virginia	S	W	34-12
09/07	Bowling Green	S	W	34-27
09/21	Kent St.	S	W	56-0
09/28	Illinois	S	W	21-7
10/05	UCLA	S	W	27-11
10/12	at Southern California	S	W	33-30+
10/26	at Wisconsin	S	W	28-13
11/02	Ohio St.	S	L	13-20
11/09	Washington	S	W	35-6
11/16	at Purdue	S	W	49-10
11/23	at Minnesota	S	W	26-25
11/30	Maryland	S	W	44-7
12/07	at Oregon	S	L	37-45
12/21	SMU	S	W	38-10
12/31	at Boise St.	S	W	31-14
01/09	Notre Dame	S	L	24-27
<b>2024 TOTALS</b>		<b>16-16</b>	<b>13-3</b>	

+ - Overtime





# 2024 DEFENSIVE STATS

POS.	PLAYER	TKL.	AST.	TOTAL	TFL	SACKS/YDS.	PR	FR	FF	INT./YDS.	PD
LB	D. Lloyd	61	52	113	7	2.0/13.0	5	0	1	1/3	4
LB	F. Oluokun	60	47	107	6	1.0/9.0	1	0	0	1/0	7
CB	M. Brown	55	20	75	6	0.0/0.0	0	0	0	1/0	8
LB	V. Miller	48	26	74	4	0.0/0.0	0	0	1	0/0	3
S	A. Johnson	54	18	72	1	0.0/0.0	0	0	0	0/0	2
S	A. Cisco	43	24	67	1	0.0/0.0	0	0	0	1/22	7
DT	D. Hamilton	34	28	62	5	0.0/0.0	2	0	0	0/0	0
DE	T. Walker	31	30	61	13	10.5/89.0	15	1	2	0/0	1
CB	T. Campbell	42	17	59	2	0.0/0.0	0	0	0	0/0	6
S	D. Savage	41	10	51	2	0.0/0.0	0	0	0	1/16	6
CB	R. Darby	36	10	46	3	0.0/0.0	0	0	0	0/0	9
DE	J. Hines-Allen	26	19	45	10	8.0/53.0	19	1	1	0/0	2
CB	J. Jones	30	10	40	1	2.0/9.0	2	0	0	1/0	8
DT	J. Ledbetter	20	18	38	8	2.0/15.0	4	0	0	0/0	0
LB	C. Muma	11	19	30	0	0.0/0.0	0	0	0	0/0	0
DT	A. Armstead	21	8	29	3	2.0/11.0	7	0	0	0/0	3
DT	T. Lacy	10	15	25	2	0.0/0.0	1	0	0	0/0	0
DT	M. Smith	10	7	17	3	3.0/9.0	4	0	0	0/0	3
LB	Y. Abdullah	11	4	15	0	0.0/0.0	1	0	0	0/0	0
S	A. Wingard	7	7	14	0	0.0/0.0	0	0	0	0/0	3
DT	J. Jefferson	5	7	12	1	1.0/9.0	1	0	0	0/0	1
CB	D. Prince	6	2	8	0	0.0/0.0	0	0	0	0/0	1
DE	M. Cole	4	4	8	1	0.0/0.0	0	0	0	0/0	0
DT	R. Robertson-Harris	5	2	7	3	2.0/11.0	4	0	0	0/0	0
CB	C. Braswell	1	4	5	0	0.0/0.0	0	0	0	0/0	0
DT	E. Otomewo	0	4	4	0	0.5/2.0	2	0	0	0/0	0
CB	T. Flowers	3	0	3	0	0.0/0.0	0	0	0	0/0	0
DE	J. Gaziano	2	1	3	0	0.0/0.0	0	0	0	0/0	0
DE	D. Coleman	1	2	3	0	0.0/0.0	0	0	0	0/0	0
S	D. Thomas	1	2	3	0	0.0/0.0	0	0	0	0/0	0
JAGUARS TOTALS		679	417	1,096	82	34.0/230.0	68	2	5	6/41	74
OPP. TOTALS		585	377	962	70	32.0/240.0	69	7	11	15/82	76

Asst-Assist, TFL-Tackle for a Loss, PR-Pressures, Int-Interception, FR-Fumble Recovery, FF-Forced Fumble, PD=Pass Defense

2024 JAGUARS SPECIAL TEAMS				
POS.	PLAYER	TKL.	AST.	COMB.
LB	Johnson, Caleb	6	3	9
S	Thomas, Daniel	4	3	7
LB	Miller, Ventrell	5	1	6
TE	Deguara, Josiah	3	2	5
LB	Abdullah, Yasir	3	0	3
WR	Jones, Tim	1	2	3
TE	Farrell, Luke	2	0	2
LS	Maticik, Ross	1	1	2
LB	Muma, Chad	1	1	2
S	Cisco, Andre	1	0	1
P	Cooke, Logan	1	0	1
S	Johnson, Antonio	1	0	1
LB	Pittman, Anthony	1	0	1
S	Wingard, Andrew	1	0	1
LB	Giles-Harris, Joe	0	1	1
RB	Johnson, D'Ernest	0	1	1
LB	Muse, Tanner	0	1	1
TE	Strange, Brenton	0	1	1
TOTALS		31	17	48

DEFENSIVE STATS BY RANK									
SACKS		INTERCEPTIONS		TACKLES FOR LOSS		PASSES DEFENSED		PRESSURES	
PLAYER	NO.	PLAYER	NO.	PLAYER	NO.	PLAYER	NO.	PLAYER	NO.
T. Walker	10.5	M. Brown	1	T. Walker	13	R. Darby	9	J. Hines-Allen	19
J. Hines-Allen	8.0	A. Cisco	1	J. Hines-Allen	10	M. Brown	8	T. Walker	15
M. Smith	3.0	J. Jones	1	J. Ledbetter	8	J. Jones	8	A. Armstead	7
A. Armstead	2.0	D. Lloyd	1	D. Lloyd	7	A. Cisco	7	D. Lloyd	5
J. Jones	2.0	F. Oluokun	1	M. Brown	6	F. Oluokun	7	J. Ledbetter	4
J. Ledbetter	2.0	D. Savage	1	F. Oluokun	6	T. Campbell	6	R. Robertson-Harris	4
D. Lloyd	2.0			D. Hamilton	5	D. Savage	6	M. Smith	4
R. Robertson-Harris	2.0			V. Miller	4	D. Lloyd	4	D. Hamilton	2
J. Jefferson	1.0			A. Armstead	3	A. Armstead	3	J. Jones	2
F. Oluokun	1.0			R. Darby	3	V. Miller	3	E. Otomewo	2
E. Otomewo	0.5			R. Robertson-Harris	3	M. Smith	3	Y. Abdullah	1
				M. Smith	3	A. Wingard	3	J. Jefferson	1
				T. Campbell	2	J. Hines-Allen	2	T. Lacy	1
				T. Lacy	2	A. Johnson	2	F. Oluokun	1
				D. Savage	2	J. Jefferson	1		
				A. Cisco	1	D. Prince	1		
				M. Cole	1	T. Walker	1		
				J. Jefferson	1				
				A. Johnson	1				
				J. Jones	1				



# 2024 BIG PLAYS

DATE	OPPONENT	RUSHES				RECEPTIONS				RETURNS			
		GAIN	PLAYER	QTR	DR RESULT	GAIN	PLAYER	QTR	DR RESULT	GAIN	PLAYER	QTR	DR RESULT
09/08	at Miami	17	Tank Bigsby	1	TD	20	Gabe Davis	1	TD				
		26	Tank Bigsby	3'	Fumble	30	Christian Kirk	2	TD				
		10	Travis Etienne Jr.	3'	Fumble	20	Gabe Davis	2	FG				
		11	Travis Etienne Jr.	4	Punt	22	Gabe Davis	3	Fumble				
09/15	Cleveland	20	Travis Etienne Jr.	2'	FG	26	Brenton Strange	3	Miss FG				
		33	Trevor Lawrence	2'	FG	66	Brian Thomas Jr.	3	TD				
		12	Travis Etienne Jr.	4	FG	30	Brenton Strange	4	FG				
		12	Trevor Lawrence	4	Game	22	Gabe Davis	4'	Game				
09/23	at Buffalo	14	Travis Etienne Jr.	4	Fumble	24	Christian Kirk	3	TD				
		22	Travis Etienne Jr.	4'	Downs								
		11	D'Ernest Johnson	4	Downs								
09/29	at Houston	22	Tank Bigsby	1	FG	20	Christian Kirk	3	Punt				
		12	Travis Etienne Jr.	3'	TD	32	Brian Thomas Jr.	3	TD				
		13	Brian Thomas Jr.	3'	TD								
		13	Travis Etienne Jr.	3'	Downs								
10/06	Indianapolis	19t	Tank Bigsby	3	TD	28	Tank Bigsby	2	FG	53	Devin Duvernay (PR)	3	Punt
		65t	Tank Bigsby	4	TD	85t	Brian Thomas Jr.	2	TD				
						21	Gabe Davis	2	Fumble				
						61	Christian Kirk	4	TD				
10/13	at Chicago	10	Trevor Lawrence	1	FG	24	Evan Engram	3	Fumble	41	Tank Bigsby (KR)	2	Punt
		13	D'Ernest Johnson	4	TD	21t	Gabe Davis	3	TD	33	Tank Bigsby (KR)	3	Fumble
10/20	New England	10	D'Ernest Johnson	2'	TD	24	Christian Kirk	2	TD	96t	Parker Washington (PR)	2	Punt
		13	Tank Bigsby	2'	TD	58	Brian Thomas Jr.	2	TD				
		10	Tank Bigsby	2	TD	26	D'Ernest Johnson	3	FG				
		11	Trevor Lawrence	3'	Downs								
10/27	Green Bay	12	Tank Bigsby	3'	Downs								
		12	Tank Bigsby	3	Downs								
		12	Tank Bigsby	3	Downs								
		14	Tank Bigsby	3	Downs								
10/27	Green Bay	14	Tank Bigsby	2	TD	33	Christian Kirk	2	TD	30	Parker Washington (KR)	2	FG
		16	Tank Bigsby	3	TD	23	Parker Washington	2'	FG				
		14	Tank Bigsby	4	FG	28	Brian Thomas Jr.	2'	FG				
						20	Tim Jones	3'	TD				
11/03	at Philadelphia	16	Travis Etienne Jr.	3	TD	24	Christian Kirk	3'	TD				
		10	Tank Bigsby	4	TD	21	Brenton Strange	4	FG				
						20	D'Ernest Johnson	4'	TD				
						21	Brenton Strange	4	TD				
11/03	at Philadelphia	16	Travis Etienne Jr.	3	TD	24	Christian Kirk	3'	TD				
		10	Tank Bigsby	4	TD	21	Brenton Strange	4	TD				
11/10	Minnesota	18	Travis Etienne Jr.	1	TD	23	Brenton Strange	1	TD				
		15	Travis Etienne Jr.	3	Punt								
11/17	at Detroit					24	Brian Thomas Jr.	2	FG				
						21	Brian Thomas Jr.	3	INT				
						23	Brian Thomas Jr.	4	Downs				
12/01	Houston	11	Brian Thomas Jr.	2	FG	30	Parker Washington	1	Punt				
		19	Tank Bigsby	4	TD	56	Brian Thomas Jr.	3	FG				
						22t	Parker Washington	4	TD				
						21	Parker Washington	4	TD				
12/08	at Tennessee	12	Tank Bigsby	4	FG	21	Travis Etienne Jr.	1	INT				
		11	Travis Etienne Jr.	4	TD	21	Brenton Strange	1	Punt				
						21	Brian Thomas Jr.	4'	TD				
						31	Brian Thomas Jr.	4	TD				
12/15	N.Y. Jets	13	Mac Jones	2'	FG	41	Brian Thomas Jr.	3	FG	34	Devin Duvernay (KR)	1	INT
		10	Travis Etienne Jr.	2'	FG	28	Devin Duvernay	4	TD				
		14	Tank Bigsby	3	FG	29	Parker Washington	4	FG				
12/22	at Las Vegas	10	Tank Bigsby	1	Punt	62t	Brian Thomas Jr.	3	TD				
		12	Travis Etienne Jr.	1	Punt	20	Brian Thomas Jr.	4	Downs				
		10	Tank Bigsby	2	Fumble								
12/29	Tennessee	15	Travis Etienne Jr.	1	Punt	26	Travis Etienne Jr.	1	Punt	30	Devin Duvernay (KR)	1	FG
		18	Brian Thomas Jr.	2	TD	31	Brian Thomas Jr.	2	FG	32	Devin Duvernay (KR)	4	Punt
						24	Parker Washington	4	TD				
01/05	at Indianapolis	11	Travis Etienne Jr.	1'	TD	41	Brian Thomas Jr.	2	FG				
		11	Tank Bigsby	1'	TD	26	Brenton Strange	4	TD				
		22	D'Ernest Johnson	4	TD	20	Brian Thomas Jr.	5	Downs				
		12	Mac Jones	4	FG								

\* - result within the same drive



# 2024 BIG YARDAGE GAMES

## 2024 REGULAR SEASON BIG YARDAGE GAMES

100-YARD PASS RECEIVERS							
DATE	OPPONENT	PLAYER	REC.	YDS.	AVG.	LG	TD
10/6	vs. Colts	Brian Thomas Jr.	5	122	24.4	85T	1
10/13	at Bears	Evan Engram	10	102	10.2	24	0
12/1	vs. Texans	Parker Washington	6	103	17.2	30	1
12/15	vs. Jets	Brian Thomas Jr.	10	105	10.5	41	2
12/22	at Raiders	Brian Thomas Jr.	9	132	14.7	62T	1
1/5	at Colts	Brian Thomas Jr.	7	103	14.7	41	0
100-YARD RUSHERS							
DATE	OPPONENT	PLAYER	ATT.	YDS.	AVG.	LG	TD
10/6	vs. Colts	Tank Bigsby	13	101	7.8	65T	2
10/20	vs. Patriots	Tank Bigsby	26	118	4.5	13	2
300-YARD PASSERS							
DATE	OPPONENT	PLAYER	ATT.	YDS.	COMP.	LG	TD
10/6	vs. Colts	Trevor Lawrence	34	371	28	85T	2
10/27	vs. Packers	Trevor Lawrence	32	308	21	33	2

## 2024 OPPONENTS BIG YARDAGE GAMES

100-YARD PASS RECEIVERS							
DATE	OPPONENT	PLAYER	REC.	YDS.	AVG.	LG	TD
9/8	at Dolphins	Tyreek Hill	7	130	18.6	80T	1
9/8	at Dolphins	Jaylen Waddle	5	109	21.8	63	0
9/29	at Texans	Nico Collins	12	151	12.6	26	1
10/6	vs. Colts	Alec Pierce	3	134	44.7	65T	1
11/17	at Lions	Amon-Ra St. Brown	11	161	14.6	27T	2
11/17	at Lions	Jameson Williams	4	124	31.0	64T	1
12/1	vs. Texans	Nico Collins	8	119	14.9	40	0
12/15	vs. Jets	Davante Adams	9	198	22.0	71T	2
100-YARD RUSHERS							
DATE	OPPONENT	PLAYER	ATT.	YDS.	AVG.	LG	TD
10/27	vs. Packers	Josh Jacobs	25	127	5.1	38T	2
11/3	at Eagles	Saquon Barkley	27	159	5.9	21	1
12/1	vs. Texans	Joe Mixon	20	101	5.1	30	1
12/8	at Titans	Tony Pollard	21	102	4.9	21	0
1/5	at Colts	Jonathan Taylor	34	177	5.2	17	1
300-YARD PASSERS							
DATE	OPPONENT	PLAYER	ATT.	YDS.	COMP.	LG	TD
9/8	at Dolphins	Tua Tagovailoa	37	338	23	80T	1
9/29	at Texans	C.J. Stroud	40	345	27	31	2
10/6	vs. Colts	Joe Flacco	44	359	33	65T	3
11/17	at Lions	Jared Goff	29	412	24	64T	4



# 2024 TAKEAWAY/GIVEAWAY CHART

DATE	OPPONENT	FORCED TURNOVERS			TURNOVERS CONVERTED					OUTCOME
		FUM	INTS	TOTAL	TD	FG	PTS.	PTS. PCT.	TD PCT.	NET DIFF.
09/08	Jacksonville	0	0	0	0	0	0	0.0	0.0	-1
	at Miami	1	0	1	1	0	7	100.0	100.0	+1
09/15	Jacksonville	0	0	0	0	0	0	0.0	0.0	0
	Cleveland	0	0	0	0	0	0	0.0	0.0	0
09/23	Jacksonville	0	0	0	0	0	0	0.0	0.0	-2
	at Buffalo	1	1	2	2	0	14	100.0	100.0	+2
09/29	Jacksonville	1	0	1	1	0	7	100.0	100.0	+1
	at Houston	0	0	0	0	0	0	0.0	0.0	-1
10/06	Jacksonville	1	0	1	0	1	3	100.0	0.0	-1
	Indianapolis	1	1	2	0	0	0	0.0	0.0	+1
10/13	Jacksonville	0	1	1	0	0	0	0.0	0.0	-1
	at Chicago	1	1	2	2	0	14	100.0	100.0	+1
10/20	Jacksonville	0	0	0	0	0	0	0.0	0.0	0
	New England	0	0	0	0	0	0	0.0	0.0	0
10/27	Jacksonville	0	1	1	0	0	0	0.0	0.0	-1
	Green Bay	1	1	2	2	0	14	100.0	100.0	+1
11/03	Jacksonville	1	0	1	1	0	8	100.0	100.0	-2
	at Philadelphia	1	2	3	2	0	13	66.7	100.0	+2
11/10	Jacksonville	0	3	3	0	0	0	0.0	0.0	0
	Minnesota	1	2	3	0	1	3	33.3	0.0	0
11/17	Jacksonville	0	0	0	0	0	0	0.0	0.0	-1
	at Detroit	0	1	1	1	0	7	100.0	100.0	+1
12/01	Jacksonville	0	0	0	0	0	0	0.0	0.0	-1
	Houston	0	1	1	0	1	3	100.0	0.0	+1
12/08	Jacksonville	0	0	0	0	0	0	0.0	0.0	-2
	at Tennessee	0	2	2	0	0	0	0.0	0.0	+2
12/15	Jacksonville	0	0	0	0	0	0	0.0	0.0	-2
	N.Y. Jets	0	2	2	0	0	0	0.0	0.0	+2
12/22	Jacksonville	0	0	0	0	0	0	0.0	0.0	-2
	at Las Vegas	2	0	2	0	0	0	0.0	0.0	+2
12/29	Jacksonville	0	1	1	1	0	7	100.0	100.0	+1
	Tennessee	0	0	0	0	0	0	0.0	0.0	-1
01/05	Jacksonville	0	0	0	0	0	0	0.0	0.0	-1
	at Indianapolis	0	1	1	0	0	0	0.0	0.0	+1
JAGUARS		3	6	9	3	1	25	44.4	33.3	-15
OPPONENTS		9	15	24	10	2	75	50.0	41.7	+15



# 2024 RED ZONE EFFICIENCY

JAGUARS																			
Date	Opponent	Num Drives	TD	PAT	2-Pt.	Miss PAT	FG	FGA	Blk/ MFG	INT	Fum	Dwns	Drive Ends			TD%	Score Pct.	Pts/Poss	
09/08	at Miami	3	2	2	0	0	0	0	0	0	1	0	0	0	0	14	66.7	66.7	4.7
09/15	Cleveland	4	1	1	0	0	2	3	1	0	0	0	0	0	0	13	25.0	75.0	3.3
09/23	at Buffalo	4	1	1	0	0	1	1	0	0	0	2	0	0	0	10	25.0	50.0	2.5
09/29	at Houston	3	2	2	0	0	0	0	0	0	0	1	0	0	0	14	66.7	66.7	4.7
10/06	Indianapolis	4	2	2	0	0	2	2	0	0	0	0	0	0	0	20	50.0	100.0	5.0
10/13	at Chicago	3	2	1	0	0	1	1	0	0	0	0	0	0	0	16	66.7	100.0	5.3
10/20	New England	5	3	3	0	0	1	1	0	0	0	1	0	0	0	24	60.0	80.0	4.8
10/27	Green Bay	3	3	3	0	0	0	0	0	0	0	0	0	0	0	21	100.0	100.0	7.0
11/03	at Philadelphia	3	2	1	1	0	0	0	0	1	0	0	0	0	0	15	66.7	66.7	5.0
11/10	Minnesota	1	1	1	0	0	0	0	0	0	0	0	0	0	0	7	100.0	100.0	7.0
11/17	at Detroit	1	0	0	0	0	1	1	0	0	0	0	0	0	0	3	0.0	100.0	3.0
12/01	Houston	4	2	0	1	0	2	2	0	0	0	0	0	0	0	20	50.0	100.0	5.0
12/08	at Tennessee	2	1	1	0	0	1	1	0	0	0	0	0	0	0	10	50.0	100.0	5.0
12/15	N.Y. Jets	4	2	1	0	0	2	2	0	0	0	0	0	0	0	19	50.0	100.0	4.8
12/22	at Las Vegas	1	1	1	0	0	0	0	0	0	0	0	0	0	0	7	100.0	100.0	7.0
12/29	Tennessee	2	2	2	0	0	0	0	0	0	0	0	0	0	0	14	100.0	100.0	7.0
01/05	at Indianapolis	3	2	2	0	0	1	1	0	0	0	0	0	0	0	17	66.7	100.0	5.7
TOTALS		50	29	24	2	0	14	15	1	1	1	4	0	0	0	244	58.0	86.0	4.9

		OPPONENT																
Date	Opponent	Num Drives	TD	PAT	2-Pt.	Miss PAT	FG	FGA	Blk/ MFG	INT	Fum	Dwns	Drive Ends			TD%	Score Pct.	Pts/Poss
09/08	at Miami	2	1	1	0	0	1	1	0	0	0	0	0	0	10	50.0	100.0	5.0
09/15	Cleveland	1	1	1	0	0	0	0	0	0	0	0	0	0	7	100.0	100.0	7.0
09/23	at Buffalo	5	4	3	0	1	1	1	0	0	0	0	0	0	30	80.0	100.0	6.0
09/29	at Houston	4	3	3	0	0	1	1	0	0	0	0	0	0	24	75.0	100.0	6.0
10/06	Indianapolis	5	3	3	0	0	2	2	0	0	0	0	0	0	27	60.0	100.0	5.4
10/13	at Chicago	4	4	4	0	0	0	0	0	0	0	0	0	0	28	100.0	100.0	7.0
10/20	New England	2	2	1	0	0	0	0	0	0	0	0	0	0	13	100.0	100.0	6.5
10/27	Green Bay	6	2	2	0	0	3	3	0	1	0	0	0	0	23	33.3	83.3	3.8
11/03	at Philadelphia	4	3	0	0	0	1	1	0	0	0	0	0	0	21	75.0	100.0	5.3
11/10	Minnesota	5	0	0	0	0	3	3	0	2	0	0	0	0	9	0.0	60.0	1.8
11/17	at Detroit	5	5	5	0	0	0	0	0	0	0	0	0	0	35	100.0	100.0	7.0
12/01	Houston	3	1	1	0	0	2	2	0	0	0	0	0	0	13	33.3	100.0	4.3
12/08	at Tennessee	2	0	0	0	0	0	0	0	0	0	2	0	0	0	0.0	0.0	0.0
12/15	N.Y. Jets	3	2	2	0	0	1	1	0	0	0	0	0	0	17	66.7	100.0	5.7
12/22	at Las Vegas	3	2	1	0	0	1	1	0	0	0	0	0	0	16	66.7	100.0	5.3
12/29	Tennessee	2	1	1	0	0	1	1	0	0	0	0	0	0	10	50.0	100.0	5.0
01/05	at Indianapolis	3	1	1	0	0	2	2	0	0	0	0	0	0	13	33.3	100.0	4.3
TOTALS		59	35	29	0	1	19	19	0	3	0	2	0	0	296	59.3	91.5	5.0





# 2024 GOAL TO GO SITUATIONS

JAGUARS																			
Date	Opponent	Pos	TD	PAT	2-Pt.	Miss PAT	FG	FGA	Blk/ MFG	INT	Fum	Dwns	Drive Ends			TD%	Score Pct.	Pts/Poss	
09/08	at Miami	1	1	1	0	0	0	0	0	0	0	0	0	0	7	100.0	100.0	7.0	
09/15	Cleveland	3	1	1	0	0	2	2	0	0	0	0	0	0	13	33.3	100.0	4.3	
09/23	at Buffalo	2	1	1	0	0	0	0	0	0	0	1	0	0	7	50.0	50.0	3.5	
09/29	at Houston	2	1	1	0	0	0	0	0	0	0	1	0	0	7	50.0	50.0	3.5	
10/06	Indianapolis	1	1	1	0	0	0	0	0	0	0	0	0	0	7	100.0	100.0	7.0	
10/13	at Chicago	2	1	0	0	0	1	1	0	0	0	0	0	0	9	50.0	100.0	4.5	
10/20	New England	4	3	3	0	0	1	1	0	0	0	0	0	0	24	75.0	100.0	6.0	
10/27	Green Bay	1	1	1	0	0	0	0	0	0	0	0	0	0	7	100.0	100.0	7.0	
11/03	at Philadelphia	2	2	1	1	0	0	0	0	0	0	0	0	0	15	100.0	100.0	7.5	
11/10	Minnesota	1	1	1	0	0	0	0	0	0	0	0	0	0	7	100.0	100.0	7.0	
11/17	at Detroit	0	0	0	0	0	0	0	0	0	0	0	0	0	0	0.0	0.0	0.0	
12/01	Houston	1	1	0	1	0	0	0	0	0	0	0	0	0	8	100.0	100.0	8.0	
12/08	at Tennessee	0	0	0	0	0	0	0	0	0	0	0	0	0	0	0.0	0.0	0.0	
12/15	N.Y. Jets	3	1	1	0	0	2	2	0	0	0	0	0	0	13	33.3	100.0	4.3	
12/22	at Las Vegas	1	1	1	0	0	0	0	0	0	0	0	0	0	7	100.0	100.0	7.0	
12/29	Tennessee	1	1	1	0	0	0	0	0	0	0	0	0	0	7	100.0	100.0	7.0	
01/05	at Indianapolis	3	2	2	0	0	1	1	0	0	0	0	0	0	17	66.7	100.0	5.7	
TOTALS		28	19	16	2	0	7	7	0	0	0	2	0	0	155	67.9	92.9	5.5	

OPPONENT																			
Date	Opponent	Pos	TD	PAT	2-Pt.	Miss PAT	FG	FGA	Blk/ MFG	INT	Fum	Dwns	Drive Ends			TD%	Score Pct.	Pts/Poss	
09/08	at Miami	1	1	1	0	0	0	0	0	0	0	0	0	0	7	100.0	100.0	7.0	
09/15	Cleveland	1	1	1	0	0	0	0	0	0	0	0	0	0	7	100.0	100.0	7.0	
09/23	at Buffalo	3	3	2	0	1	0	0	0	0	0	0	0	0	20	100.0	100.0	6.7	
09/29	at Houston	2	2	2	0	0	0	0	0	0	0	0	0	0	14	100.0	100.0	7.0	
10/06	Indianapolis	2	2	2	0	0	0	0	0	0	0	0	0	0	14	100.0	100.0	7.0	
10/13	at Chicago	4	4	4	0	0	0	0	0	0	0	0	0	0	28	100.0	100.0	7.0	
10/20	New England	0	0	0	0	0	0	0	0	0	0	0	0	0	0	0.0	0.0	0.0	
10/27	Green Bay	4	2	2	0	0	2	2	0	0	0	0	0	0	20	50.0	100.0	5.0	
11/03	at Philadelphia	0	0	0	0	0	0	0	0	0	0	0	0	0	0	0.0	0.0	0.0	
11/10	Minnesota	1	0	0	0	0	0	0	0	1	0	0	0	0	0	0.0	0.0	0.0	
11/17	at Detroit	5	5	5	0	0	0	0	0	0	0	0	0	0	35	100.0	100.0	7.0	
12/01	Houston	2	1	1	0	0	1	1	0	0	0	0	0	0	10	50.0	100.0	5.0	
12/08	at Tennessee	1	0	0	0	0	0	0	0	0	0	1	0	0	0	0.0	0.0	0.0	
12/15	N.Y. Jets	2	2	2	0	0	0	0	0	0	0	0	0	0	14	100.0	100.0	7.0	
12/22	at Las Vegas	2	2	1	0	0	0	0	0	0	0	0	0	0	13	100.0	100.0	6.5	
12/29	Tennessee	0	0	0	0	0	0	0	0	0	0	0	0	0	0	0.0	0.0	0.0	
01/05	at Indianapolis	1	1	1	0	0	0	0	0	0	0	0	0	0	7	100.0	100.0	7.0	
TOTALS		31	26	24	0	1	3	3	0	1	0	1	0	0	189	83.9	93.5	6.1	



# 2024 DRIVE CHARTS

## WEEK 1: JAGUARS 17, DOLPHINS 20

SEPTEMBER 8, 2024

JAGUARS													DOLPHINS												
#	RECD	LOST	POSS	OBTAINED	BEGAN	PLAYS	YDS	PEN	NET	1ST	ENDED	GIVEN UP	#	RECD	LOST	POSS	OBTAINED	BEGAN	PLAYS	YDS	PEN	NET	1ST	ENDED	GIVEN UP
1	11:37	10:02	1:35	Downs	JAX 42	3	-14	0	-14	0	JAX 28	Punt	1	15:00	11:37	3:23	Kickoff	MIA 20	7	38	0	38	1	JAX 42	Downs
2	07:49	04:31	3:18	Punt	JAX 4	6	56	40	96	5	MIA 1	Touchdown	2	10:02	07:49	2:13	Punt	MIA 31	6	18	0	18	1	MIA 49	Punt
3	02:03	14:39	2:24	Punt	JAX 12	5	11	0	11	1	JAX 23	Punt	3	04:31	02:03	2:28	Kickoff	MIA 25	3	16	-10	6	0	MIA 31	Punt
4	11:52	06:21	5:31	Downs	JAX 45	8	66	-11	55	3	MIA 14	Touchdown	4	14:39	11:52	2:47	Punt	MIA 21	5	14	20	34	2	JAX 45	Downs
5	01:04	00:00	1:04	Kickoff	JAX 23	6	43	0	43	2	MIA 34	Field Goal	5	06:21	01:04	5:17	Kickoff	MIA 30	12	74	-4	70	5	JAX 1	Touchdown
6	15:00	13:30	1:30	Kickoff	JAX 30	3	5	0	5	0	JAX 35	Punt	6	13:30	09:39	3:51	Punt	MIA 13	6	12	-10	2	1	MIA 15	Punt
7	09:39	08:19	1:20	Punt	JAX 37	3	7	-10	-3	0	JAX 34	Punt	7	08:19	05:26	2:53	Punt	MIA 11	4	43	0	43	1	JAX 46	Punt
8	05:26	02:19	3:07	Punt	JAX 3	6	80	14	94	5	MIA 13	Fumble	8	02:19	02:08	0:11	Fumble	MIA 20	1	80	0	80	1	MIA 20	Touchdown
9	02:08	14:47	2:21	Kickoff	JAX 23	4	7	0	7	0	JAX 32	Downs	9	14:47	13:33	1:14	Downs	JAX 30	4	6	0	6	0	JAX 24	Missed FG
10	13:33	11:06	2:27	Missed FG	JAX 32	4	16	0	16	1	JAX 48	Punt	10	11:06	04:22	6:44	Punt	MIA 8	12	68	5	73	4	JAX 19	Field Goal
11	04:22	02:09	2:13	Kickoff	JAX 30	3	-10	-5	-15	0	JAX 15	Punt	11	02:09	00:00	2:09	Punt	MIA 35	8	31	0	31	2	JAX 34	Field Goal

## WEEK 2: JAGUARS 13, BROWNS 18

SEPTEMBER 15, 2024

JAGUARS													BROWNS												
#	RECD	LOST	POSS	OBTAINED	BEGAN	PLAYS	YDS	PEN	NET	1ST	ENDED	GIVEN UP	#	RECD	LOST	POSS	OBTAINED	BEGAN	PLAYS	YDS	PEN	NET	1ST	ENDED	GIVEN UP
1	15:00	11:43	3:17	Kickoff	JAX 20	5	10	5	15	1	JAX 35	Punt	1	11:43	02:29	9:14	Punt	CLE 11	16	97	-8	89	7	JAX 1	Touchdown
2	02:29	01:27	1:02	Kickoff	JAX 30	3	5	0	5	0	JAX 35	Punt	2	01:27	09:52	6:35	Punt	CLE 24	12	46	-5	41	3	JAX 35	Field Goal
3	09:52	04:44	5:08	Kickoff	JAX 30	11	66	0	66	3	CLE 4	Field Goal	3	04:44	00:27	4:17	Kickoff	CLE 28	8	52	0	52	1	JAX 20	Field Goal
4	00:27	00:00	0:27	Kickoff	JAX 30	1	0	0	0	0	JAX 30	End Half	4	15:00	14:16	0:44	Kickoff	CLE 30	3	6	0	6	0	CLE 36	Punt
5	14:16	12:36	1:40	Punt	JAX 20	3	-7	0	-7	0	JAX 13	Punt	5	12:36	10:20	2:16	Punt	JAX 49	6	12	11	23	2	JAX 26	Field Goal
6	10:20	05:48	4:32	Kickoff	JAX 30	11	45	0	45	3	CLE 25	Missed FG	6	05:48	02:29	3:19	Missed FG	CLE 33	5	8	0	8	1	CLE 41	Punt
7	02:29	01:11	1:18	Punt	JAX 28	3	72	0	72	2	CLE 4	Touchdown	7	01:11	14:14	1:57	Kickoff	CLE 30	3	3	0	3	0	CLE 33	Punt
8	14:14	07:32	6:42	Punt	JAX 10	13	73	10	83	6	CLE 7	Field Goal	8	07:32	01:48	5:44	Kickoff	CLE 30	12	69	-40	29	3	JAX 41	Punt
9	01:48	01:44	0:04	Punt	JAX 2	1	-2	0	-2	0	JAX 2	Safety	9	01:44	01:27	0:17	Kickoff	JAX 42	3	4	0	4	0	JAX 38	Punt
10	01:27	00:00	1:27	Punt	JAX 10	7	62	-5	57	3	CLE 33	End Game													

## WEEK 3: JAGUARS 10, BILLS 47

SEPTEMBER 23, 2024

JAGUARS													BILLS												
#	RECD	LOST	POSS	OBTAINED	BEGAN	PLAYS	YDS	PEN	NET	1ST	ENDED	GIVEN UP	#	RECD	LOST	POSS	OBTAINED	BEGAN	PLAYS	YDS	PEN	NET	1ST	ENDED	GIVEN UP
1	09:34	08:37	0:57	Kickoff	JAX 27	3	1	0	1	0	JAX 28	Punt	1	15:00	09:34	5:26	Kickoff	BUF 30	10	75	-5	70	5	JAX 6	Touchdown
2	03:25	10:39	2:16	Kickoff	JAX 30	14	47	0	47	3	BUF 23	Field Goal	2	08:37	03:25	5:12	Punt	BUF 35	11	65	0	65	4	JAX 6	Touchdown
3	06:19	04:13	2:06	Kickoff	JAX 30	5	11	0	11	1	JAX 41	Interception	3	10:39	06:19	4:20	Kickoff	BUF 32	8	68	0	68	4	JAX 24	Touchdown
4	02:04	01:12	0:52	Kickoff	JAX 30	5	3	0	3	1	JAX 33	Punt	4	04:13	02:04	2:09	Interception	JAX 41	5	41	0	41	2	JAX 27	Touchdown
5	00:19	00:00	0:19	Kickoff	JAX 30	4	8	0	8	0	JAX 38	Downs	5	01:12	00:19	0:53	Punt	BUF 36	5	39	25	64	4	JAX 16	Touchdown
6	15:00	11:15	3:45	Kickoff	JAX 30	8	63	7	70	5	BUF 6	Touchdown	6	11:15	05:03	6:12	Kickoff	BUF 30	11	61	0	61	4	JAX 9	Field Goal
7	05:03	14:09	5:54	Kickoff	JAX 30	13	53	-10	43	4	BUF 17	Downs	7	14:09	11:55	2:14	Downs	BUF 27	3	7	0	7	0	BUF 34	Punt
8	11:55	09:58	1:57	Punt	JAX 32	4	0	0	0	0	JAX 32	Downs	8	09:58	07:45	2:13	Downs	JAX 32	4	12	-5	7	0	JAX 25	Field Goal
9	07:45	06:21	1:24	Kickoff	JAX 30	3	-2	0	-2	1	JAX 45	Fumble	9	06:21	04:04	2:17	Fumble	JAX 21	4	21	0	21	2	JAX 3	Touchdown
10	04:04	00:44	3:20	Kickoff	JAX 30	10	55	5	60	4	BUF 10	Downs	10	00:44	00:00	0:44	Downs	BUF 10	1	-1	0	-1	0	BUF 10	End Game

## WEEK 4: JAGUARS 20, TEXANS 24

SEPTEMBER 29, 2024

JAGUARS													TEXANS												
#	RECD	LOST	POSS	OBTAINED	BEGAN	PLAYS	YDS	PEN	NET	1ST	ENDED	GIVEN UP	#	RECD	LOST	POSS	OBTAINED	BEGAN	PLAYS	YDS	PEN	NET	1ST	ENDED	GIVEN UP
1	15:00	12:48	2:12	Kickoff	JAX 30	5	15	0	15	1	JAX 45	Punt	1	12:44	07:23	5:21	Kickoff	HOU 30	9	70	0	70	4	JAX 6	Touchdown
2	12:48	12:44	0:04	Muffed Punt	HOU 2	1	2	0	2	1	HOU 2	Touchdown	2	02:41	00:18	2:23	Kickoff	HOU 30	4	28	0	28	1	JAX 42	Punt
3	07:23	02:41	4:42	Kickoff	JAX 23	9	59	-5	54	3	HOU 23	Field Goal	3	14:46	07:19	7:27	Punt	HOU 26	12	79	-5	74	6	JAX 3	Touchdown
4	00:18	14:46	0:32	Punt	JAX 10	3	6	0	6	0	JAX 16	Punt	4	03:49	00:03	3:46	Kickoff	HOU 30	11	84	-25	59	3	JAX 11	Field Goal
5	07:19	03:49	3:30	Kickoff	JAX 27	7	39	0	39	2	HOU 34	Field Goal	5	15:00	14:01	0:59	Kickoff	HOU 30	3	4	0	4	0	HOU 34	Punt
6	00:03	00:00	0:03	Kickoff	JAX 30	1	-1	0	-1	0	JAX 30	End Half	6	11:08	10:16	0:52	Punt	HOU 30	3	3	0	3	0	HOU 33	Punt
7	14:01	11:08	2:53	Punt	JAX 16	7	26	-10	16	2	JAX 32	Punt	7	06:16	04:32	1:44	Kickoff	HOU 30	4	17	0	17	1	HOU 47	Punt
8	10:16	06:16	4:00	Punt	JAX 26	7	74	0	74	4	HOU 8	Touchdown	8	14:57	08:31	6:26	Downs	HOU 1	9	68	-25	43	4	HOU 44	Punt
9	04:32	14:57	4:35	Punt	JAX 12	9	87	0	87	2	HOU 1	Downs	9	05:34	03:51	1:43	Punt	HOU 14	5	18	-10	8	1	HOU 22	Punt
10	08:31	05:34	2:57	Punt	JAX 9	6	14	5	19	2	JAX 28	Punt	10	02:54	00:18	2:36	Punt	HOU 31	9	64	5	69	6	JAX 1	Touchdown
11	03:51	02:54	0:57	Punt	JAX 28	3	1	0	1	0	JAX 29	Punt													
12	00:18	00:00	0:18	Kickoff	JAX 10	2	-9	0	-9	0	JAX 10	End Game													



# 2024 DRIVE CHARTS

## WEEK 5: JAGUARS 37, COLTS 34

OCTOBER 6, 2024

JAGUARS													COLTS												
#	RECD	LOST	POSS	OBTAINED	BEGAN	PLAYS	YDS	PEN	NET	1ST	ENDED	GIVEN UP	#	RECD	LOST	POSS	OBTAINED	BEGAN	PLAYS	YDS	PEN	NET	1ST	ENDED	GIVEN UP
1	08:49	03:37	5:12	Kickoff	JAX 30	9	44	0	44	3	IND 26	Downs	1	15:00	08:49	6:11	Kickoff	IND 29	12	86	-15	71	6	JAX 1	Touchdown
2	01:43	08:57	7:46	Punt	JAX 11	14	84	0	84	5	IND 5	Field Goal	2	03:37	01:43	1:54	Downs	IND 26	4	22	0	22	1	IND 48	Punt
3	07:12	07:02	0:10	Punt	JAX 15	1	85	0	85	1	JAX 15	Touchdown	3	08:57	07:12	1:45	Kickoff	IND 30	3	9	-4	5	0	IND 35	Punt
4	01:44	00:27	1:17	Kickoff	JAX 30	6	36	0	36	1	JAX 45	Fumble	4	07:02	01:44	5:18	Kickoff	IND 30	12	58	0	58	3	JAX 12	Field Goal
5	00:06	00:04	0:02	Fumble	IND 12	1	0	0	0	0	IND 12	Field Goal	5	00:27	00:06	0:21	Fumble	IND 34	3	1	0	1	1	IND 46	Fumble
6	15:00	11:37	3:23	Kickoff	JAX 30	5	20	0	20	1		Punt	6	00:04	00:00	0:04	Kickoff	IND 30	1	-1	0	-1	0	IND 30	End Half
7	10:22	09:03	1:19	Punt	JAX 44	3	15	0	15	1	IND 41	Interception	7	11:37	10:22	1:15	Punt	IND 6	3	6	5	11	1	IND 17	Punt
8	07:21	07:13	0:08	Punt	IND 19	1	19	0	19	1	IND 19	Touchdown	8	09:03	07:21	1:42	Interception	IND 2	3	5	0	5	0	IND 7	Punt
9	14:54	09:59	4:55	Kickoff	JAX 30	7	85	-15	70	3	IND 4	Touchdown	9	07:13	14:54	7:19	Kickoff	IND 30	15	75	-5	70	6	JAX 18	Touchdown
10	06:00	05:09	0:51	Kickoff	JAX 30	2	70	0	70	1	JAX 35	Touchdown	10	09:59	06:00	3:59	Kickoff	IND 30	8	51	0	51	2	JAX 19	Field Goal
11	04:27	03:25	1:02	Kickoff	JAX 30	3	0	0	0	0	JAX 30	Punt	11	05:09	04:27	0:42	Kickoff	IND 30	3	70	0	70	3	JAX 1	Touchdown
12	02:40	00:17	2:23	Kickoff	JAX 30	8	39	0	39	3	IND 31	Field Goal	12	03:25	02:40	0:45	Punt	IND 23	2	82	-5	77	2	IND 35	Touchdown
													13	00:17	00:00	0:17	Kickoff	IND 30	2	-17	0	-17	0	IND 30	End Game

## WEEK 6: JAGUARS 16, BEARS 35

OCTOBER 13, 2024

JAGUARS													BEARS												
#	RECD	LOST	POSS	OBTAINED	BEGAN	PLAYS	YDS	PEN	NET	1ST	ENDED	GIVEN UP	#	RECD	LOST	POSS	OBTAINED	BEGAN	PLAYS	YDS	PEN	NET	1ST	ENDED	GIVEN UP
1	12:49	04:37	8:12	Punt	JAX 21	14	76	-9	67	5	CHI 12	Field Goal	1	15:00	12:49	2:11	Kickoff	CHI 25	3	4	0	4	0	CHI 29	Punt
2	03:04	14:53	3:11	Punt	JAX 21	5	22	-5	17	1	JAX 38	Punt	2	04:37	03:04	1:33	Kickoff	CHI 30	3	3	0	3	0	CHI 33	Punt
3	11:07	09:26	1:41	Kickoff	JAX 43	3	6	0	6	0	JAX 49	Punt	3	14:53	11:07	3:46	Punt	CHI 19	7	77	4	81	5	JAX 31	Touchdown
4	05:10	03:08	2:02	Interception	JAX 29	3	8	0	8	0	JAX 37	Punt	4	09:26	05:10	4:16	Punt	CHI 5	8	54	0	54	2	JAX 41	Interception
5	00:13	00:00	0:13	Kickoff	JAX 27	1	-1	0	-1	0	JAX 27	End Half	5	03:08	00:13	2:55	Punt	CHI 15	10	85	0	85	6	JAX 2	Touchdown
6	15:00	14:40	0:20	Kickoff	JAX 34	1	24	0	24	0	JAX 34	Fumble	6	14:40	11:22	3:18	Fumble	JAX 41	7	46	-5	41	3	JAX 9	Touchdown
7	11:22	06:02	5:20	Kickoff	JAX 30	11	80	-10	70	5	CHI 21	Touchdown	7	06:02	14:56	6:06	Kickoff	CHI 30	10	55	15	70	6	JAX 3	Touchdown
8	14:56	13:35	1:21	Kickoff	JAX 35	3	-3	0	-3	0	JAX 32	Interception	8	13:35	12:29	1:06	Interception	JAX 36	3	36	0	36	2	JAX 1	Touchdown
9	12:29	06:58	5:31	Kickoff	JAX 30	17	70	0	70	6	CHI 5	Touchdown	9	06:58	03:21	3:37	Kickoff	JAX 44	8	19	0	19	1	JAX 25	Missed FG
10	03:21	01:52	1:29	Missed FG	JAX 33	3	-4	0	-4	0	JAX 29	Punt	10	01:52	00:00	1:52	Punt	CHI 15	3	-3	0	-3	0	CHI 13	End Game

## WEEK 7: JAGUARS 32, PATRIOTS 16

OCTOBER 20, 2024

JAGUARS													PATRIOTS												
#	RECD	LOST	POSS	OBTAINED	BEGAN	PLAYS	YDS	PEN	NET	1ST	ENDED	GIVEN UP	#	RECD	LOST	POSS	OBTAINED	BEGAN	PLAYS	YDS	PEN	NET	1ST	ENDED	GIVEN UP
1	08:32	05:02	3:30	Kickoff	JAX 30	5	25	0	25	1	NE 45	Punt	1	15:00	08:32	6:28	Kickoff	NE 32	11	73	-5	68	4	JAX 16	Touchdown
2	13:31	09:21	4:10	Kickoff	JAX 32	8	68	0	68	5	NE 6	Touchdown	2	05:02	13:31	6:31	Punt	NE 15	12	48	15	63	4	JAX 22	Field Goal
3	07:09	03:32	3:37	Punt	JAX 18	6	82	0	82	3	NE 1	Touchdown	3	09:21	07:09	2:12	Kickoff	NE 30	3	9	9	12	1	NE 42	Punt
4	00:39	00:00	0:39	Punt	JAX 6	1	6	0	6	0	JAX 6	End Half	4	03:32	01:34	1:58	Kickoff	NE 30	3	5	-5	0	0	NE 30	Punt
5	15:00	09:42	5:18	Kickoff	JAX 30	12	63	4	67	5	NE 3	Field Goal	5	01:34	00:39	0:55	Kickoff	NE 30	3	7	0	7	0	NE 37	Punt
6	07:34	11:10	11:24	Punt	JAX 10	17	84	0	84	6	NE 6	Downs	6	09:42	07:34	2:08	Kickoff	NE 30	5	14	0	14	1	NE 44	Punt
7	08:22	03:58	4:24	Kickoff	JAX 30	8	26	0	26	2	NE 44	Punt	7	11:10	08:22	2:48	Downs	NE 6	9	99	-5	94	4	JAX 22	Touchdown
8	01:54	01:41	0:13	Downs	NE 10	3	10	0	10	1	NE 4	Touchdown	8	03:58	01:54	2:04	Punt	NE 12	5	8	-10	-2	1	NE 10	Downs
													9	01:41	00:00	1:41	Kickoff	NE 30	4	38	-5	33	2	JAX 32	End Game

## WEEK 8: JAGUARS 27, PACKERS 30

OCTOBER 27, 2024

JAGUARS													PACKERS												
#	RECD	LOST	POSS	OBTAINED	BEGAN	PLAYS	YDS	PEN	NET	1ST	ENDED	GIVEN UP	#	RECD	LOST	POSS	OBTAINED	BEGAN	PLAYS	YDS	PEN	NET	1ST	ENDED	GIVEN UP
1	11:31	09:54	1:37	Punt	JAX 17	3	8	0	8	0	JAX 25	Punt	1	15:00	11:31	3:29	Kickoff	GB 30	6	26	-10	16	1	GB 46	Punt
2	08:15	06:11	2:04	Punt		3	7	-5	2	0	GB 48	Punt	2	09:54	08:15	1:39	Punt	GB 2	3	5	0	5	0	GB 7	Punt
3	13:58	12:56	1:02	Interception	JAX 6	2	1	-3	-2	0	JAX 4	Interception	3	06:11	13:58	7:13	Punt	GB 8	11	76	0	76	5	JAX 16	Interception
4	11:31	09:24	2:07	Kickoff	JAX 30	3	7	0	7	0	JAX 37	Punt	4	12:56	11:31	1:25	Interception	JAX 28	3	7	21	28	2	JAX 3	Touchdown
5	06:03	02:37	3:26	Kickoff	JAX 30	6	75	-5	70	4	GB 6	Touchdown	5	09:24	06:03	3:21	Punt	GB 20	6	72	-5	67	1	JAX 13	Field Goal
6	00:54	00:03	0:51	Kickoff	JAX 26	6	53	0	53	2	GB 21	Field Goal	6	02:37	00:54	1:43	Kickoff	GB 30	10	46	5	51	3	JAX 19	Field Goal
7	15:00	13:31	1:29	Kickoff	JAX 30	3	8	0	8	0	JAX 38	Punt	7	00:03	00:00	0:03	Kickoff	GB 30	1	-1	0	-1	0	GB 30	End Half
8	10:43	05:10	5:33	Punt	JAX 7	10	98	-5	93	5	GB 14	Touchdown	8	13:31	10:43	2:48	Punt	GB 20	4	20	0	20	1	GB 40	Punt
9	00:21	14:46	0:35	Kickoff	JAX 11	3	-6	0	-6	0	JAX 14	Fumble	9	05:10	00:21	4:49	Kickoff	GB 20	8	80	0	80	4	JAX 38	Touchdown
10	14:06	13:05	1:01	Kickoff	JAX 30	3	-1	0	-1	0	JAX 29	Punt	10	14:46	14:06	0:40	Fumble	JAX 5	2	5	0	5	1	JAX 3	Touchdown
11	09:40	05:36	4:04	Punt	JAX 20	8	51	0	51	3	GB 29	Field Goal	11	13:05	09:40	3:25	Punt	GB 24	6	19	0	19	2	GB 43	Punt
12	03:50	01:48	2:02	Punt	JAX 13	8	87	0	87	5	GB 14	Touchdown	12	05:36	03:50	1:46	Kickoff	GB 30	3	3	0	3	0	GB 33	Punt
													13	01:48	00:00	1:48	Kickoff	GB 30	7	64	0	64	2	JAX 6	Field Goal



# 2024 DRIVE CHARTS

## WEEK 9: JAGUARS 23, EAGLES 28

NOVEMBER 3, 2024

JAGUARS													EAGLES												
#	RECD	LOST	POSS	OBTAINED	BEGAN	PLAYS	YDS	PEN	NET	1ST	ENDED	GIVEN UP	#	RECD	LOST	POSS	OBTAINED	BEGAN	PLAYS	YDS	PEN	NET	1ST	ENDED	GIVEN UP
1	10:22	06:36	3:46	Kickoff	JAX 30	6	13	0	13	1	JAX 43	Punt	1	15:00	11:10	3:50	Kickoff	PHI 30	6	19	-5	14	1	PHI 44	Punt
2	04:06	03:13	0:53	Punt	JAX 41	3	5	0	5	0	JAX 46	Punt	2	11:10	10:22	0:48	Fumble	JAX 20	2	20	0	20	1	JAX 20	Touchdown
3	09:20	07:26	1:54	Kickoff	JAX 30	4	9	0	9	0	JAX 39	Downs	3	06:36	04:06	2:30	Punt	PHI 11	3	4	-4	0	0	PHI 11	Punt
4	04:49	03:14	1:35	Downs	JAX 22	3	5	0	5	0	JAX 27	Punt	4	03:13	09:20	8:53	Punt	PHI 7	15	68	0	68	4	JAX 25	Field Goal
5	01:42	01:38	0:04	Punt	JAX 33	1	0	0	0	0	JAX 33	Interception	5	07:26	04:49	2:37	Downs	JAX 39	5	17	0	17	1	JAX 22	Downs
6	00:22	00:00	0:22	Kickoff	JAX 30	1	-1	0	-1	0	JAX 30	End Half	6	03:14	01:42	1:32	Punt	PHI 24	3	7	-10	-3	0	PHI 21	Punt
7	15:00	13:21	1:39	Kickoff	JAX 17	3	5	0	5	0	JAX 22	Punt	7	01:38	00:22	1:16	Interception	JAX 42	7	52	-10	42	3	JAX 19	Touchdown
8	09:25	05:26	3:59	Kickoff	JAX 39	10	61	0	61	5	PHI 1	Touchdown	8	13:21	09:25	3:56	Punt	PHI 22	7	78	0	78	4	JAX 18	Touchdown
9	01:15	12:51	3:24	Downs	JAX 25	6	26	0	26	1	PHI 49	Punt	9	05:26	05:12	0:14	Kickoff	PHI 30	1	4	0	4	0	PHI 30	Fumble
10	07:43	04:04	3:39	Kickoff	JAX 30	9	70	0	70	5	PHI 4	Touchdown	10	05:12	01:15	3:57	Kickoff	PHI 30	9	45	0	45	2	JAX 25	Downs
11	02:11	01:38	0:33	Missed FG	JAX 47	5	22	18	40	2	PHI 13	Interception	11	12:51	07:43	5:08	Punt	PHI 9	8	101	-10	91	4	JAX 25	Touchdown
													12	04:04	02:11	1:53	Kickoff	PHI 32	6	34	-5	29	1	JAX 39	Missed FG
													13	01:38	00:00	1:38	Interception	PHI 20	3	-2	0	-2	0	PHI 19	End Game

## WEEK 10: JAGUARS 7, VIKINGS 12

NOVEMBER 10, 2024

JAGUARS													VIKINGS												
#	RECD	LOST	POSS	OBTAINED	BEGAN	PLAYS	YDS	PEN	NET	1ST	ENDED	GIVEN UP	#	RECD	LOST	POSS	OBTAINED	BEGAN	PLAYS	YDS	PEN	NET	1ST	ENDED	GIVEN UP
1	15:00	13:25	1:35	Kickoff	JAX 30	3	2	0	2	0	JAX 32	Punt	1	13:25	07:56	5:29	Punt	MIN 20	12	53	0	53	4	JAX 27	Field Goal
2	07:56	03:44	4:12	Kickoff	JAX 30	9	70	0	70	4	MIN 1	Touchdown	2	03:44	01:20	2:24	Kickoff	MIN 30	4	45	-5	40	2	JAX 20	Interception
3	01:20	00:28	0:52	Interception	JAX 22	3	9	0	9	0	JAX 31	Punt	3	00:28	05:24	10:04	Punt	MIN 17	17	76	0	76	7	JAX 7	Interception
4	05:24	01:42	3:42	Interception	JAX 20	9	23	0	23	2	JAX 43	Punt	4	01:42	01:17	0:25	Punt	MIN 18	3	8	0	8	0	MIN 26	Punt
5	01:17	00:00	1:17	Punt	JAX 31	3	-3	0	-3	0	JAX 23	End Half	5	15:00	12:10	2:50	Kickoff	MIN 30	7	52	0	52	2	JAX 18	Interception
6	12:10	10:01	2:09	Interception	JAX 16	4	15	0	15	1	JAX 31	Punt	6	10:01	01:42	8:19	Punt	MIN 14	14	77	-5	72	6	JAX 14	Field Goal
7	01:42	00:00	1:42	Kickoff	JAX 30	3	3	0	3	0	JAX 33	Punt	7	15:00	07:14	7:46	Punt	MIN 16	16	68	0	68	5	JAX 16	Field Goal
8	07:14	06:35	0:39	Kickoff	JAX 30	2	-4	0	-4	0	JAX 27	Fumble	8	06:35	04:22	2:13	Fumble	JAX 25	5	14	0	14	1	JAX 11	Field Goal
9	04:22	03:39	0:43	Kickoff	JAX 30	2	2	0	2	0	JAX 32	Interception	9	03:39	02:42	0:57	Interception	JAX 47	3	1	0	1	0	JAX 46	Punt
10	02:42	01:52	0:50	Punt	JAX 17	5	25	15	40	3	MIN 43	Interception	10	01:52	00:00	1:52	Interception	MIN 1	5	8	15	23	1	MIN 25	End Game

## WEEK 11: JAGUARS 6, LIONS 52

NOVEMBER 17, 2024

JAGUARS													LIONS												
#	RECD	LOST	POSS	OBTAINED	BEGAN	PLAYS	YDS	PEN	NET	1ST	ENDED	GIVEN UP	#	RECD	LOST	POSS	OBTAINED	BEGAN	PLAYS	YDS	PEN	NET	1ST	ENDED	GIVEN UP
1	15:00	09:34	5:24	Kickoff	JAX 31	9	29	0	29	2	DET 40	Field Goal	1	09:36	04:59	4:37	Kickoff	DET 30	9	65	5	70	5	JAX 2	Touchdown
2	04:59	02:53	2:06	Kickoff	JAX 30	3	8	0	8	0	JAX 38	Punt	2	02:53	12:26	5:27	Punt	DET 7	13	93	0	93	6	JAX 1	Touchdown
3	12:26	10:51	1:35	Kickoff	JAX 30	3	-2	-5	-7	0	JAX 23	Punt	3	10:51	06:39	4:12	Punt	DET 36	8	64	0	64	6	JAX 6	Touchdown
4	06:39	04:58	1:41	Kickoff	JAX 30	5	11	0	11	1	JAX 41	Punt	4	04:58	02:46	2:12	Punt	DET 16	4	84	0	84	2	JAX 27	Touchdown
5	02:46	00:00	2:46	Kickoff	JAX 30	11	58	-5	53	3	DET 17	Field Goal	5	15:00	12:55	2:05	Kickoff	DET 20	4	80	0	80	2	DET 36	Touchdown
6	12:55	12:05	0:50	Kickoff	JAX 30	3	1	0	1	0	JAX 31	Punt	6	12:05	04:16	7:49	Punt	DET 17	14	93	-10	83	7	JAX 5	Touchdown
7	04:16	02:18	1:58	Kickoff	JAX 30	4	32	6	38	2	DET 32	Interception	7	02:18	13:23	3:55	Interception	DET 4	9	96	0	96	5	JAX 9	Touchdown
8	13:23	09:58	3:30	Kickoff	JAX 30	8	30	0	30	2	DET 31	Downs	8	09:53	07:49	2:04	Downs	DET 41	5	23	0	23	1	JAX 36	Field Goal
9	07:49	06:45	1:04	Kickoff	JAX 30	3	3	-5	-2	0	JAX 28	Punt	9	06:45	00:00	6:45	Punt	DET 26	11	47	5	52	4	JAX 21	End Game

## WEEK 13: JAGUARS 20, TEXANS 23

DECEMBER 1, 2024

JAGUARS													TEXANS												
#	RECD	LOST	POSS	OBTAINED	BEGAN	PLAYS	YDS	PEN	NET	1ST	ENDED	GIVEN UP	#	RECD	LOST	POSS	OBTAINED	BEGAN	PLAYS	YDS	PEN	NET	1ST	ENDED	GIVEN UP
1	15:00	13:17	1:43	Kickoff	JAX 22	3	7	0	7	0	JAX 29	Punt	1	13:17	07:29	5:48	Punt	HOU 17	10	33	-5	28	3	HOU 45	Punt
2	07:29	04:41	2:48	Punt	JAX 16	6	31	0	31	1	JAX 47	Punt	2	04:41	02:54	1:47	Punt	HOU 16	4	17	0	17	1	HOU 33	Punt
3	02:54	01:57	0:57	Punt	JAX 21	3	6	0	6	0	JAX 27	Punt	3	01:57	14:51	2:06	Punt	HOU 25	5	40	0	40	1	JAX 35	Field Goal
4	14:51	13:17	1:34	Kickoff	JAX 24	3	-1	0	-1	0	JAX 23	Interception	4	13:17	06:26	6:51	Interception	JAX 44	11	28	5	33	3	JAX 11	Field Goal
5	06:26	00:08	6:18	Kickoff	JAX 32	14	57	-4	53	4	HOU 15	Field Goal	5	00:08	00:00	0:08	Kickoff	HOU 30	1	-1	0	-1	0	HOU 30	End Half
6	13:30	10:06	3:24	Punt	JAX 20	9	73	-5	68	2	HOU 12	Field Goal	6	15:00	13:30	1:30	Kickoff	HOU 30	3	7	0	7	0	HOU 37	Punt
7	08:04	06:12	1:52	Kickoff	JAX 30	3	6	0	6	0	JAX 36	Punt	7	10:06	08:04	2:02	Kickoff	HOU 30	5	70	0	70	4	JAX 7	Touchdown
8	01:16	13:57	2:19	Kickoff	JAX 30	7	33	0	33	2	HOU 37	Missed FG	8	06:12	01:16	4:56	Punt	HOU 49	10	41	0	41	3	JAX 10	Field Goal
9	12:11	07:49	4:22	Kickoff	JAX 28	12	72	0	72	4	HOU 22	Touchdown	9	13:57	12:11	1:46	Missed FG	HOU 45	5	55	0	55	3	JAX 22	Touchdown
10	05:57	03:31	2:26	Punt	JAX 16	10	84	0	84	6	HOU 6	Touchdown	10	07:49	05:57	1:52	Kickoff	HOU 30	3	9	-4	5	0	HOU 35	Punt
													11	03:31	00:00	3:31	Kickoff	HOU 30	7	27	0	27	2	JAX 42	End Game

## WEEK 14: JAGUARS 10, TITANS 6

DECEMBER 8, 2024

JAGUARS													TITANS												
#	RECD	LOST	POSS	OBTAINED	BEGAN	PLAYS	YDS	PEN	NET	1ST	ENDED	GIVEN UP	#	RECD	LOST	POSS	OBTAINED	BEGAN	PLAYS	YDS	PEN	NET	1ST	ENDED	GIVEN UP
1	08:32	03:34	4:58	Kickoff	JAX 25	9	30	-5	25	2		Interception	1	15:00	08:32	6:28	Kickoff	TEN 22	11	51	0	51	3	JAX 27	Field Goal
2	01:40	12:55	3:45	Punt	JAX 11	6	37	0	37	2	JAX 48	Punt	2	03:34	01:40	1:54	Interception	TEN 37	3	11	-5	6	0	TEN 43	Punt
3	04:41	00:01	4:40	Downs	JAX 2	13	62	-10	52	4	TEN 46	Interception	3	12:55	04:41	8:14	Punt	TEN 8	15	90	0	90	6	JAX 2	Downs
4	15:00	13:50	1:10	Kickoff	JAX 18	3	4	0	4	0	JAX 22	Punt	4	00:01	00:00	0:01	Interception	JAX 49	1	-13	0	-13	0	JAX 49	End Half
5	12:18	10:07	2:11	Punt	JAX 4	3	9	0	9	0	JAX 13	Punt	5	13:50	12:18	1:32	Punt	TEN 29	4	11	0	11	1	TEN 40	Punt



# 2024 DRIVE CHARTS

## WEEK 15: JAGUARS 25, JETS 32

DECEMBER 15, 2024

JAGUARS													JETS												
#	RECD	LOST	POSS	OBTAINED	BEGAN	PLAYS	YDS	PEN	NET	1ST	ENDED	GIVEN UP	#	RECD	LOST	POSS	OBTAINED	BEGAN	PLAYS	YDS	PEN	NET	1ST	ENDED	GIVEN UP
1	15:00	08:37	6:23	Kickoff	JAX 30	13	57	13	70	7	NYJ 3	Touchdown	1	08:37	05:01	3:36	Kickoff	NYJ 30	7	70	0	70	3	JAX 22	Touchdown
2	05:01	02:59	2:02	Kickoff	JAX 34	4	12	-5	7	1	JAX 41	Interception	2	02:59	13:48	4:11	Interception	NYJ 12	7	32	12	44	3	JAX 44	Punt
3	13:48	02:41	11:07	Punt	JAX 13	18	82	-5	77	5	NYJ 10	Field Goal	3	02:41	01:36	1:05	Kickoff	NYJ 20	3	2	0	2	0	NYJ 22	Punt
4	01:36	00:00	1:36	Punt	JAX 22	11	54	19	73	5	NYJ 5	Field Goal	4	15:00	10:28	4:32	Kickoff	NYJ 30	7	15	30	45	3	JAX 25	Field Goal
5	10:28	08:05	2:23	Kickoff	JAX 30	7	55	-10	45	2	NYJ 25	Field Goal	5	08:05	04:33	3:32	Kickoff	NYJ 30	7	66	4	70	4	JAX 1	Touchdown
6	04:33	03:01	1:32	Kickoff	JAX 20	3	9	0	9	0	JAX 29	Punt	6	03:01	14:50	3:11	Punt	NYJ 14	5	18	0	18	1	NYJ 32	Punt
7	14:50	10:58	3:52	Punt	JAX 27	8	73	0	73	4	NYJ 19	Touchdown	7	10:58	07:47	3:11	Kickoff	NYJ 30	8	40	0	40	3	JAX 30	Missed FG
8	07:47	04:19	3:28	Missed FG	JAX 38	5	16	0	16	1	NYJ 46	Punt	8	04:19	03:24	0:55	Punt	NYJ 13	4	87	0	87	2	NYJ 29	Touchdown
9	03:24	01:51	1:33	Kickoff	JAX 33	7	42	0	42	1	NYJ 25	Field Goal	9	01:51	01:05	0:46	Kickoff	NYJ 30	7	70	0	70	3	JAX 1	Touchdown
10	01:05	00:37	0:28	Kickoff	JAX 30	5	23	0	23	1	NYJ 47	Interception	10	00:37	00:00	0:37	Interception	NYJ 13	1	0	0	0	0	NYJ 13	End Game

## WEEK 16: JAGUARS 14, RAIDERS 19

DECEMBER 22, 2024

JAGUARS													RAIDERS												
#	RECD	LOST	POSS	OBTAINED	BEGAN	PLAYS	YDS	PEN	NET	1ST	ENDED	GIVEN UP	#	RECD	LOST	POSS	OBTAINED	BEGAN	PLAYS	YDS	PEN	NET	1ST	ENDED	GIVEN UP
1	15:00	11:45	3:15	Kickoff	JAX 30	7	22	0	22	1	LV 48	Punt	1	11:45	09:03	2:42	Punt	LV 3	4	30	-10	20	1	LV 23	Punt
2	09:03	07:06	1:57	Punt	JAX 29	6	26	0	26	2	LV 45	Punt	2	07:06	04:04	3:02	Punt	LV 14	4	2	0	2	1	LV 16	Punt
3	04:04	01:32	2:32	Punt	LV 29	6	21	8	29	3	LV 1	Touchdown	3	01:32	14:05	2:27	Kickoff	LV 30	6	70	0	70	4	JAX 1	Touchdown
4	14:05	12:39	1:26	Kickoff	JAX 30	3	9	-10	-1	0	JAX 29	Punt	4	12:39	10:28	2:11	Punt	LV 36	6	33	0	33	2	JAX 31	Field Goal
5	10:28	09:01	1:27	Kickoff	JAX 30	3	2	-5	-3	0	JAX 27	Punt	5	09:01	03:56	5:05	Punt	LV 37	10	44	0	44	3	JAX 19	Field Goal
6	03:56	03:50	0:06	Kickoff	JAX 30	1	10	0	10	0	JAX 30	Fumble	6	03:50	02:46	1:04	Fumble	JAX 45	3	4	0	4	0	JAX 41	Punt
7	02:46	00:09	2:37	Punt	JAX 10	9	56	0	56	3	LV 43	Fumble	7	00:09	00:00	0:09	Fumble	LV 33	1	-1	0	-1	0	LV 33	End Half
8	13:57	08:38	5:19	Punt	JAX 25	8	29	-10	19	2	JAX 44	Punt	8	15:00	13:57	1:03	Kickoff	LV 30	3	5	0	5	0	LV 35	Punt
9	05:09	03:28	1:41	Punt	JAX 9	4	14	-10	4	1	JAX 13	Punt	9	08:38	05:09	3:29	Punt	LV 20	6	20	-9	11	1	LV 31	Punt
10	02:18	00:54	1:24	Missed FG	JAX 36	3	64	0	64	1	JAX 38	Touchdown	10	03:28	02:18	1:10	Punt	JAX 33	4	5	0	5	0	JAX 28	Missed FG
11	11:26	09:20	2:06	Kickoff	JAX 30	3	6	0	6	0	JAX 36	Punt	11	00:54	11:26	4:28	Kickoff	LV 30	10	65	5	70	6	JAX 7	Touchdown
12	02:44	00:52	1:52	Punt	JAX 7	8	49	-10	39	2	JAX 38	Downs	12	09:20	02:44	6:36	Punt	LV 20	10	42	-10	32	3	JAX 48	Punt
													13	00:52	00:00	0:52	Downs	JAX 46	3	-5	0	-5	0	JAX 46	End Game

## WEEK 17: JAGUARS 20, TITANS 13

DECEMBER 29, 2024

JAGUARS													TITANS												
#	RECD	LOST	POSS	OBTAINED	BEGAN	PLAYS	YDS	PEN	NET	1ST	ENDED	GIVEN UP	#	RECD	LOST	POSS	OBTAINED	BEGAN	PLAYS	YDS	PEN	NET	1ST	ENDED	GIVEN UP
1	15:00	10:46	4:14	Kickoff	JAX 32	9	38	0	38	3	TEN 30	Field Goal	1	10:46	07:42	3:04	Kickoff	TEN 30	4	22	6	28	2	JAX 42	Punt
2	07:42	02:07	5:35	Punt	JAX 4	10	54	-13	41	3	JAX 45	Punt	2	02:07	11:44	5:23	Punt	TEN 7	9	45	-10	35	4	TEN 42	Interception
3	11:44	08:59	2:45	Interception	TEN 43	5	43	0	43	3	TEN 2	Touchdown	3	08:59	07:18	1:41	Kickoff	TEN 21	4	23	-5	18	1	TEN 39	Punt
4	07:18	02:02	5:16	Punt	JAX 20	12	54	0	54	3	TEN 26	Field Goal	4	02:02	00:00	2:02	Kickoff	TEN 29	10	45	5	50	3	JAX 21	Field Goal
5	06:51	05:14	1:37	Kickoff	JAX 30	3	10	-6	4	0	JAX 34	Punt	5	15:00	06:51	8:09	Kickoff	TEN 15	13	89	-4	85	5	JAX 8	Touchdown
6	01:16	07:05	9:11	Punt	JAX 26	16	89	-15	74	6	TEN 11	Touchdown	6	05:14	01:16	3:58	Punt	TEN 28	6	5	0	5	1	TEN 33	Punt
7	02:02	01:29	0:33	Kickoff	JAX 31	3	8	0	8	0	JAX 39	Punt	7	07:05	02:02	5:03	Kickoff	TEN 30	12	65	-5	60	4	JAX 10	Field Goal
8	00:09	00:00	0:09	Downs	JAX 26	1	-1	0	-1	0	JAX 26	End Game	8	01:29	00:09	1:20	Punt	TEN 26	8	43	5	48	3	JAX 26	Downs

## WEEK 18: JAGUARS 23, COLTS 26

JANUARY 5, 2025

JAGUARS													COLTS												
#	RECD	LOST	POSS	OBTAINED	BEGAN	PLAYS	YDS	PEN	NET	1ST	ENDED	GIVEN UP	#	RECD	LOST	POSS	OBTAINED	BEGAN	PLAYS	YDS	PEN	NET	1ST	ENDED	GIVEN UP
1	13:50	08:12	5:38	Kickoff	JAX 30	10	65	5	70	5	IND 1	Touchdown	1	15:00	13:50	1:10	Kickoff	IND 30	3	70	0	70	2	JAX 40	Touchdown
2	06:11	04:19	1:52	Punt	JAX 9	3	9	0	9	0	JAX 18	Punt	2	08:12	06:11	2:01	Kickoff	IND 30	4	17	0	17	1	IND 47	Punt
3	02:17	14:17	3:00	Downs	IND 48	5	23	-10	13	1	IND 35	Field Goal	3	04:19	02:17	2:02	Punt	IND 27	5	21	0	21	1	IND 48	Downs
4	09:32	08:04	1:28	Kickoff	JAX 30	3	-3	0	-3	0	JAX 27	Punt	4	14:17	09:32	4:45	Kickoff	IND 30	8	70	0	70	5	JAX 6	Touchdown
5	03:22	01:25	1:57	Kickoff	JAX 30	9	61	0	61	3	IND 9	Field Goal	5	08:04	03:22	4:42	Punt	IND 26	11	43	0	43	3	JAX 31	Field Goal
6	00:13	00:00	0:13	Kickoff	JAX 30	1	-1	0	-1	0	JAX 30	End Half	6	01:25	00:13	1:12	Kickoff	IND 30	7	15	37	52	2	JAX 18	Field Goal
7	15:00	11:52	3:08	Kickoff	JAX 30	6	17	0	17	1	JAX 47	Punt	7	11:52	09:41	2:11	Punt	IND 7	3	7	-5	2	0	IND 9	Punt
8	09:41	07:58	1:43	Punt	JAX 38	5	12	0	12	1		Interception	8	07:58	02:42	5:16	Interception	IND 11	11	56	0	56	3	JAX 33	Missed FG
9	02:42	02:20	0:22	Missed FG	JAX 41	3	0	0	0	0	JAX 41	Punt	9	02:20	14:45	2:35	Punt	IND 19	6	16	0	16	1	IND 35	Punt
10	14:45	07:50	6:55	Punt	JAX 16	14	94	-10	84	6	IND 9	Touchdown	10	07:50	03:52	3:58	Kickoff	IND 30	7	48	-5	43	2	JAX 27	Field Goal
11	03:52	01:44	2:08	Kickoff	JAX 30	7	35	0	35	2	IND 35	Field Goal	11	01:44	00:15	1:29	Kickoff	IND 30	6	16	0	16	1	IND 46	Punt
12	00:15	00:00	0:15	Punt	JAX 15	1	-1	0	-1	0	JAX 15	End Half	12	10:00	05:23	4:37	Kickoff	IND 30	11	50	0	50	3	JAX 20	Field Goal
13	05:23	03:11	2:12	Kickoff	JAX 30	4	8	0	8	0	JAX 18	Downs													





# 2024 INDIVIDUAL GAME-BY-GAME STATS: RUSHING

RUSHING:		TANK BIGSBY					TRAVIS ETIENNE JR.					D'ERNEST JOHNSON				
DATE	OPP.	NO.	YDS	AVG	LG	TD	NO.	YDS	AVG	LG	TD	NO.	YDS	AVG	LG	TD
09/08	at Miami	12	73	6.1	26	0	12	44	3.7	11	1	0	0	0.0	--	0
09/15	Cleveland	0	0	0.0	--	0	13	52	4.0	20	1	5	26	5.2	9	0
09/23	at Buffalo	2	9	4.5	7	0	11	68	6.2	22	0	2	12	6.0	11	0
09/29	at Houston	7	90	12.9	58	0	11	50	4.5	13	0	2	0	0.0	1	0
10/06	Indianapolis	13	101	7.8	65t	2	6	17	2.8	4	0	1	1	1.0	1	0
10/13	at Chicago	7	24	3.4	8	0	3	-1	-0.3	1	0	6	28	4.7	13	0
10/20	New England	26	118	4.5	13	2	ON INACTIVE LIST					9	38	4.2	10	0
10/27	Green Bay	18	78	4.3	16	0	ON INACTIVE LIST					1	3	3.0	3	0
11/03	at Philadelphia	8	22	2.8	10	0	3	24	8.0	16	0	2	6	3.0	6	0
11/10	Minnesota	2	4	2.0	3	0	11	44	4.0	18	0	0	0	0.0	--	0
11/17	at Detroit	ON INACTIVE LIST					12	27	2.3	9	0	2	3	1.5	3	0
12/01	Houston	7	28	4.0	19	0	13	46	3.5	9	0	ON INACTIVE LIST				
12/08	at Tennessee	18	55	3.1	12	1	4	20	5.0	11	0	ON INACTIVE LIST				
12/15	N.Y. Jets	11	42	3.8	14	0	14	65	4.6	10	0	INACTIVE				
12/22	at Las Vegas	12	50	4.2	10	1	9	22	2.4	12	0	0	0	0.0	--	0
12/29	Tennessee	11	33	3.0	7	0	15	49	3.3	15	0	0	0	0.0	--	0
01/05	at Indianapolis	14	39	2.8	11	1	13	31	2.4	11	0	2	26	13.0	22	0
<b>TOTALS</b>		<b>168</b>	<b>766</b>	<b>4.6</b>	<b>65T</b>	<b>7</b>	<b>150</b>	<b>558</b>	<b>3.7</b>	<b>22</b>	<b>2</b>	<b>32</b>	<b>143</b>	<b>4.5</b>	<b>22</b>	<b>0</b>

RUSHING:		TREVOR LAWRENCE					MAC JONES					BRIAN THOMAS JR.				
DATE	OPP.	NO.	YDS	AVG	LG	TD	NO.	YDS	AVG	LG	TD	NO.	YDS	AVG	LG	TD
09/08	at Miami	1	8	8.0	8	0	DID NOT PLAY (NON-INJURY)					0	0	0.0	--	0
09/15	Cleveland	2	45	22.5	33	0	DID NOT PLAY (NON-INJURY)					0	0	0.0	--	0
09/23	at Buffalo	2	3	1.5	2	0	0	0	0.0	--	0	0	0	0.0	--	0
09/29	at Houston	3	5	1.7	6	0	DID NOT PLAY (NON-INJURY)					1	13	13.0	13	0
10/06	Indianapolis	2	4	2.0	2	0	DID NOT PLAY (NON-INJURY)					0	0	0.0	--	0
10/13	at Chicago	4	17	4.3	10	0	0	0	0.0	--	0	0	0	0.0	--	0
10/20	New England	2	13	6.5	11	0	DID NOT PLAY (NON-INJURY)					2	2	1.0	1	0
10/27	Green Bay	4	10	2.5	6t	1	DID NOT PLAY (NON-INJURY)					0	0	0.0	--	0
11/03	at Philadelphia	5	8	1.6	4t	2	DID NOT PLAY (NON-INJURY)					0	0	0.0	--	0
11/10	Minnesota	ON INACTIVE LIST					5	8	1.6	5	1	0	0	0.0	--	0
11/17	at Detroit	ON INACTIVE LIST					2	7	3.5	5	0	1	4	4.0	4	0
12/01	Houston	1	6	6.0	6	0	3	6	2.0	5	0	1	11	11.0	11	0
12/08	at Tennessee	INJURED RESERVE					3	3	1.0	3	0	0	0	0.0	--	0
12/15	N.Y. Jets	INJURED RESERVE					4	29	7.3	13	0	0	0	0.0	--	0
12/22	at Las Vegas	INJURED RESERVE					0	0	0.0	--	0	0	0	0.0	--	0
12/29	Tennessee	INJURED RESERVE					6	22	3.7	9	0	1	18	18.0	18	0
01/05	at Indianapolis	INJURED RESERVE					5	17	3.4	12	0	0	0	0.0	--	0
<b>TOTALS</b>		<b>26</b>	<b>119</b>	<b>4.6</b>	<b>33</b>	<b>3</b>	<b>28</b>	<b>92</b>	<b>3.3</b>	<b>13</b>	<b>1</b>	<b>6</b>	<b>48</b>	<b>8.0</b>	<b>18</b>	<b>0</b>

RUSHING:		DEVIN DUVERNAY				
DATE	OPP.	NO.	YDS	AVG	LG	TD
09/08	at Miami	1	3	3.0	3	0
09/15	Cleveland	1	4	4.0	4	0
09/23	at Buffalo	0	0	0.0	--	0
09/29	at Houston	0	0	0.0	--	0
10/06	Indianapolis	1	3	3.0	3	0
10/13	at Chicago	INJURED RESERVE				
10/20	New England	INJURED RESERVE				
10/27	Green Bay	INJURED RESERVE				
11/03	at Philadelphia	INJURED RESERVE				
11/10	Minnesota	0	0	0.0	--	0
11/17	at Detroit	0	0	0.0	--	0
12/01	Houston	0	0	0.0	--	0
12/08	at Tennessee	1	-7	-7.0	-7	0
12/15	N.Y. Jets	0	0	0.0	--	0
12/22	at Las Vegas	0	0	0.0	--	0
12/29	Tennessee	0	0	0.0	--	0
01/05	at Indianapolis	0	0	0.0	--	0
<b>TOTALS</b>		<b>4</b>	<b>3</b>	<b>0.8</b>	<b>4</b>	<b>0</b>



# 2024 INDIVIDUAL GAME-BY-GAME STATS: RECEIVING

RECEIVING:		BRIAN THOMAS JR.					BRENTON STRANGE					PARKER WASHINGTON				
DATE	OPP.	NO.	YDS	AVG	LG	TD	NO.	YDS	AVG	LG	TD	NO.	YDS	AVG	LG	TD
09/08	at Miami	4	47	11.8	18	1	0	0	0.0	--	0	1	3	3.0	3	0
09/15	Cleveland	2	94	47.0	66	0	3	65	21.7	30	0	0	0	0.0	--	0
09/23	at Buffalo	5	48	9.6	16	0	2	12	6.0	6t	1	2	18	9.0	12	0
09/29	at Houston	6	86	14.3	32	1	3	19	6.3	11	0	0	0	0.0	--	0
10/06	Indianapolis	5	122	24.4	85t	1	4	24	6.0	12	1	0	0	0.0	--	0
10/13	at Chicago	3	27	9.0	13	0	1	11	11.0	11	0	0	0	0.0	--	0
10/20	New England	5	89	17.8	58	1	0	0	0.0	--	0	0	0	0.0	--	0
10/27	Green Bay	3	60	20.0	28	1	5	59	11.8	21	0	3	46	15.3	23	0
11/03	at Philadelphia	2	22	11.0	16	0	0	0	0.0	--	0	3	41	13.7	18	0
11/10	Minnesota	2	12	6.0	10	0	2	25	12.5	23	0	0	0	0.0	--	0
11/17	at Detroit	5	82	16.4	24	0	1	6	6.0	6	0	1	10	10.0	10	0
12/01	Houston	4	76	19.0	56	1	1	14	14.0	14	0	6	103	17.2	30	1
12/08	at Tennessee	8	86	10.8	31	0	1	21	21.0	21	0	2	15	7.5	8	0
12/15	N.Y. Jets	10	105	10.5	41	2	11	73	6.6	9	0	3	54	18.0	29	0
12/22	at Las Vegas	9	132	14.7	62t	1	2	22	11.0	13	0	6	54	9.0	17	0
12/29	Tennessee	7	91	13.0	31	1	0	0	0.0	--	0	3	31	10.3	24	1
01/05	at Indianapolis	7	103	14.7	41	0	4	60	15.0	26	0	2	15	7.5	9t	1
<b>TOTALS</b>		<b>87</b>	<b>1,282</b>	<b>14.7</b>	<b>85T</b>	<b>10</b>	<b>40</b>	<b>411</b>	<b>10.3</b>	<b>30</b>	<b>2</b>	<b>32</b>	<b>390</b>	<b>12.2</b>	<b>30</b>	<b>3</b>

RECEIVING:		CHRISTIAN KIRK					EVAN ENGRAM					TRAVIS ETIENNE JR.				
DATE	OPP.	NO.	YDS	AVG	LG	TD	NO.	YDS	AVG	LG	TD	NO.	YDS	AVG	LG	TD
09/08	at Miami	1	30	30.0	30	0	1	5	5.0	5	0	2	15	7.5	12	0
09/15	Cleveland	1	-1	-1.0	-1	0	DID NOT PLAY (NON-INJURY)					3	6	2.0	8	0
09/23	at Buffalo	8	79	9.9	24	0	ON INACTIVE LIST					4	17	4.3	8	0
09/29	at Houston	7	61	8.7	20	1	ON INACTIVE LIST					1	10	10.0	10	0
10/06	Indianapolis	4	88	22.0	61	0	ON INACTIVE LIST					6	43	7.2	14	0
10/13	at Chicago	3	39	13.0	15	0	10	102	10.2	24	0	0	0	0.0	--	0
10/20	New England	1	24	24.0	24	0	5	35	7.0	13	0	ON INACTIVE LIST				
10/27	Green Bay	2	59	29.5	33	0	4	36	9.0	14t	1	ON INACTIVE LIST				
11/03	at Philadelphia	INJURED RESERVE					5	45	9.0	24	0	2	6	3.0	3	0
11/10	Minnesota	INJURED RESERVE					6	40	6.7	15	0	1	-1	-1.0	-1	0
11/17	at Detroit	INJURED RESERVE					5	28	5.6	9	0	3	6	2.0	8	0
12/01	Houston	INJURED RESERVE					7	41	5.9	16	0	3	12	4.0	5	0
12/08	at Tennessee	INJURED RESERVE					4	33	8.3	11	0	4	50	12.5	21	0
12/15	N.Y. Jets	INJURED RESERVE					INJURED RESERVE					4	20	5.0	8	0
12/22	at Las Vegas	INJURED RESERVE					INJURED RESERVE					2	15	7.5	11	0
12/29	Tennessee	INJURED RESERVE					INJURED RESERVE					1	26	26.0	26	0
01/05	at Indianapolis	INJURED RESERVE					INJURED RESERVE					3	29	9.7	14	0
<b>TOTALS</b>		<b>27</b>	<b>379</b>	<b>14.0</b>	<b>61</b>	<b>1</b>	<b>47</b>	<b>365</b>	<b>7.8</b>	<b>24</b>	<b>1</b>	<b>39</b>	<b>254</b>	<b>6.5</b>	<b>26</b>	<b>0</b>

RECEIVING:		GABE DAVIS					D'ERNEST JOHNSON					DEVIN DUVERNAY				
DATE	OPP.	NO.	YDS	AVG	LG	TD	NO.	YDS	AVG	LG	TD	NO.	YDS	AVG	LG	TD
09/08	at Miami	3	62	20.7	22	0	0	0	0.0	--	0	0	0	0.0	--	0
09/15	Cleveland	3	43	14.3	22	0	0	0	0.0	--	0	0	0	0.0	--	0
09/23	at Buffalo	2	18	9.0	13	0	0	0	0.0	--	0	1	-1	-1.0	-1	0
09/29	at Houston	1	-2	-2.0	5	0	0	0	0.0	--	0	0	0	0.0	--	0
10/06	Indianapolis	3	38	12.7	21	0	2	9	4.5	9	0	0	0	0.0	--	0
10/13	at Chicago	5	45	9.0	21t	2	2	16	8.0	14	0	INJURED RESERVE				
10/20	New England	1	13	13.0	13	0	3	32	10.7	26	0	INJURED RESERVE				
10/27	Green Bay	0	0	0.0	--	0	1	20	20.0	20	0	INJURED RESERVE				
11/03	at Philadelphia	ON INACTIVE LIST					0	0	0.0	--	0	INJURED RESERVE				
11/10	Minnesota	1	19	19.0	19	0	0	0	0.0	--	0	0	0	0.0	--	0
11/17	at Detroit	1	3	3.0	3	0	0	0	0.0	--	0	0	0	0.0	--	0
12/01	Houston	INJURED RESERVE					ON INACTIVE LIST					2	23	11.5	18	0
12/08	at Tennessee	INJURED RESERVE					ON INACTIVE LIST					3	8	2.7	5	0
12/15	N.Y. Jets	INJURED RESERVE					INACTIVE					3	42	14.0	28	0
12/22	at Las Vegas	INJURED RESERVE					1	8	8.0	8	0	1	3	3.0	3	0
12/29	Tennessee	INJURED RESERVE					2	11	5.5	8	0	1	4	4.0	4	0
01/05	at Indianapolis	INJURED RESERVE					1	0	0.0	--	0	0	0	0.0	--	0
<b>TOTALS</b>		<b>20</b>	<b>239</b>	<b>12.0</b>	<b>22</b>	<b>2</b>	<b>12</b>	<b>96</b>	<b>8.0</b>	<b>26</b>	<b>0</b>	<b>11</b>	<b>79</b>	<b>7.2</b>	<b>28</b>	<b>0</b>



# 2024 INDIVIDUAL GAME-BY-GAME STATS: RECEIVING

RECEIVING:		LUKE FARRELL					TANK BIGSBY					TIM JONES				
DATE	OPP.	NO.	YDS	AVG	LG	TD	NO.	YDS	AVG	LG	TD	NO.	YDS	AVG	LG	TD
09/08	at Miami	0	0	0.0	--	0	0	0	0.0	--	0	0	0	0.0	--	0
09/15	Cleveland	2	13	6.5	7	0	0	0	0.0	--	0	0	0	0.0	--	0
09/23	at Buffalo	1	1	1.0	1	0	0	0	0.0	--	0	0	0	0.0	--	0
09/29	at Houston	0	0	0.0	--	0	0	0	0.0	--	0	0	0	0.0	--	0
10/06	Indianapolis	2	17	8.5	11	0	1	28	28.0	28	0	0	0	0.0	--	0
10/13	at Chicago	0	0	0.0	--	0	0	0	0.0	--	0	0	0	0.0	--	0
10/20	New England	0	0	0.0	--	0	0	0	0.0	--	0	0	0	0.0	--	0
10/27	Green Bay	0	0	0.0	--	0	2	8	4.0	6	0	1	20	20.0	20	0
11/03	at Philadelphia	1	5	5.0	5	0	0	0	0.0	--	0	1	10	10.0	10	0
11/10	Minnesota	2	16	8.0	9	0	0	0	0.0	--	0	0	0	0.0	--	0
11/17	at Detroit	1	3	3.0	3	0	ON INACTIVE LIST					0	0	0.0	--	0
12/01	Houston	0	0	0.0	--	0	1	7	7.0	7	0	0	0	0.0	--	0
12/08	at Tennessee	0	0	0.0	--	0	1	7	7.0	7	0	0	0	0.0	--	0
12/15	N.Y. Jets	0	0	0.0	--	0	0	0	0.0	--	0	0	0	0.0	--	0
12/22	at Las Vegas	2	8	4.0	6	0	1	1	1.0	1	0	0	0	0.0	--	0
12/29	Tennessee	0	0	0.0	--	0	0	0	0.0	--	0	1	11	11.0	11	0
01/05	at Indianapolis	1	4	4.0	4	0	1	3	3.0	3	0	0	0	0.0	--	0
TOTALS		12	67	5.6	11	0	7	54	7.7	28	0	3	41	13.7	20	0

RECEIVING:		AUSTIN TRAMMELL					JOSIAH DEGUARA					JOSH REYNOLDS				
DATE	OPP.	NO.	YDS	AVG	LG	TD	NO.	YDS	AVG	LG	TD	NO.	YDS	AVG	LG	TD
09/08	at Miami		PRACTICE SQUAD					PRACTICE SQUAD					Broncos			
09/15	Cleveland		PRACTICE SQUAD					PRACTICE SQUAD					Broncos			
09/23	at Buffalo		PRACTICE SQUAD					PRACTICE SQUAD					Broncos			
09/29	at Houston		PRACTICE SQUAD				0	0	0.0	--	0		Broncos			
10/06	Indianapolis		PRACTICE SQUAD				1	2	2.0	2	0		Broncos			
10/13	at Chicago		PRACTICE SQUAD				0	0	0.0	--	0		Broncos			
10/20	New England		PRACTICE SQUAD				0	0	0.0	--	0		Broncos			
10/27	Green Bay		PRACTICE SQUAD				0	0	0.0	--	0		Broncos			
11/03	at Philadelphia	2	40	20.0	22	0	0	0	0.0	--	0		Broncos			
11/10	Minnesota		PRACTICE SQUAD				0	0	0.0	--	0		Broncos			
11/17	at Detroit		PRACTICE SQUAD				0	0	0.0	--	0		Broncos			
12/01	Houston		PRACTICE SQUAD				0	0	0.0	--	0		Broncos			
12/08	at Tennessee		PRACTICE SQUAD				0	0	0.0	--	0		ON INACTIVE LIST			
12/15	N.Y. Jets		PRACTICE SQUAD				0	0	0.0	--	0	0	0	0.0	--	0
12/22	at Las Vegas		PRACTICE SQUAD				1	4	4.0	4	0	0	0	0.0	--	0
12/29	Tennessee		PRACTICE SQUAD				0	0	0.0	--	0	0	0	0.0	--	0
01/05	at Indianapolis		PRACTICE SQUAD				0	0	0.0	--	0	1	11	11.0	11	0
TOTALS		2	40	20.0	22	0	2	6	3.0	4	0	1	11	11.0	49	0

RECEIVING:		TREVOR LAWRENCE				
DATE	OPP.	NO.	YDS	AVG	LG	TD
09/08	at Miami	0	0	0.0	--	0
09/15	Cleveland	0	0	0.0	--	0
09/23	at Buffalo	0	0	0.0	--	0
09/29	at Houston	0	-5	0.0	-5	0
10/06	Indianapolis	0	0	0.0	--	0
10/13	at Chicago	0	0	0.0	--	0
10/20	New England	0	0	0.0	--	0
10/27	Green Bay	0	0	0.0	--	0
11/03	at Philadelphia	0	0	0.0	--	0
11/10	Minnesota		ON INACTIVE LIST			
11/17	at Detroit		ON INACTIVE LIST			
12/01	Houston	0	0	0.0	--	0
12/08	at Tennessee		INJURED RESERVE			
12/15	N.Y. Jets		INJURED RESERVE			
12/22	at Las Vegas		INJURED RESERVE			
12/29	Tennessee		INJURED RESERVE			
01/05	at Indianapolis		INJURED RESERVE			
TOTALS		0	-5	0.0	-5	0



## 2024 INDIVIDUAL GAME-BY-GAME STATS: DEFENSIVE

		DEVIN LLOYD												FOYESADE OLUOKUN												MONTARIC BROWN																	
DATE	OPP.	S	A	TK	TFL	TFLY	SK	SKY	INT	FR	FF	PR	PD	S	A	TK	TFL	TFLY	SK	SKY	INT	FR	FF	PR	PD	S	A	TK	TFL	TFLY	SK	SKY	INT	FR	FF	PR	PD						
09/08	at Miami	7	2	9	1	3	0.0	0.0	0	0	0	0	0	9	2	11	2	2	0.0	0.0	0	0	0	0	1	2	1	3	0	0	0.0	0.0	0	0	0	0	0	0					
09/15	Cleveland	5	3	8	0	0	0.0	0.0	0	0	1	1	2	2	6	8	1	9	1.0	9.0	0	0	0	1	0	11	0	11	2	3	0.0	0.0	0	0	0	0	0	0					
09/23	at Buffalo	1	3	4	0	0	0.0	0.0	0	0	0	0	0	2	1	3	0	0	0.0	0.0	0	0	0	0	1	4	3	7	0	0	0.0	0.0	0	0	0	0	0	0					
09/29	at Houston	ON INACTIVE LIST												INJURED RESERVE												5	3	8	1	2	0.0	0.0	0	0	0	0	3						
10/06	Indianapolis	2	4	6	0	0	0.0	0.0	0	0	0	0	0	INJURED RESERVE												4	4	8	0	0	0.0	0.0	0	0	0	0	0	0	0	0	0	0	
10/13	at Chicago	4	5	9	1	2	0.0	0.0	0	0	0	0	0	INJURED RESERVE												5	2	7	0	0	0.0	0.0	0	0	0	0	0	0	0	0	0	0	0
10/20	New England	5	6	11	1	5	1.0	5.0	0	0	0	1	0	INJURED RESERVE												1	0	1	0	0	0.0	0.0	0	0	0	0	0	0	0	0	0	0	0
10/27	Green Bay	2	1	3	1	2	0.0	0.0	0	0	0	0	0	4	5	9	1	1	0.0	0.0	0	0	0	0	0	4	0	4	2	5	0.0	0.0	0	0	0	0	0	0	0				
11/03	at Philadelphia	6	2	8	0	0	0.0	0.0	0	0	0	0	0	7	1	8	0	0	0.0	0.0	0	0	0	0	0	0	0	0	0	0	0.0	0.0	0	0	0	0	0	0	0	0			
11/10	Minnesota	9	7	16	0	0	0.0	0.0	0	0	0	0	0	6	5	11	0	0	0.0	0.0	1	0	0	0	1	2	0	2	0	0	0.0	0.0	1	0	0	0	0	1					
11/17	at Detroit	3	2	5	0	0	0.0	0.0	0	0	0	0	0	6	3	9	0	0	0.0	0.0	0	0	0	0	0	2	3	5	0	0	0.0	0.0	0	0	0	0	0	0	0				
12/01	Houston	3	3	6	1	4	0.0	0.0	0	0	0	1	1	3	1	4	0	0	0.0	0.0	0	0	0	0	2	2	0	2	0	0	0.0	0.0	0	0	0	0	0	1					
12/08	at Tennessee	1	7	8	0	0	0.0	0.0	0	0	0	0	0	6	5	11	0	0	0.0	0.0	0	0	0	0	0	4	1	5	0	0	0.0	0.0	0	0	0	0	0	2					
12/15	N.Y. Jets	0	1	1	0	0	0.0	0.0	0	0	0	1	0	3	1	4	1	2	0.0	0.0	0	0	0	0	0	0	0	0	0	0	0.0	0.0	0	0	0	0	0	0	0				
12/22	at Las Vegas	5	2	7	0	0	0.0	0.0	0	0	0	0	0	6	2	8	0	0	0.0	0.0	0	0	0	0	1	2	0	2	1	3	0.0	0.0	0	0	0	0	0	0					
12/29	Tennessee	4	2	6	0	0	0.0	0.0	1	0	0	0	1	3	8	11	1	1	0.0	0.0	0	0	0	0	1	5	2	7	0	0	0.0	0.0	0	0	0	0	0	1					
01/05	at Indianapolis	4	2	6	2	10	1.0	8.0	0	0	0	1	0	3	7	10	0	0	0.0	0.0	0	0	0	0	0	2	1	3	0	0	0.0	0.0	0	0	0	0	0	0					
TOTALS		61	52	113	7	26	2.0	13.0	1	0	1	5	4	60	47	107	6	15	1.0	9.0	1	0	0	1	7	55	20	75	6	13	0.0	0.0	1	0	0	0	8						

		ANTONIO JOHNSON												VENTRELL MILLER												ANDRE CISCO																
DATE	OPP.	S	A	TK	TFL	TFLY	SK	SKY	INT	FR	FF	PR	PD	S	A	TK	TFL	TFLY	SK	SKY	INT	FR	FF	PR	PD	S	A	TK	TFL	TFLY	SK	SKY	INT	FR	FF	PR	PD					
09/08	at Miami	5	4	9	1	1	0.0	0.0	0	0	0	0	0	0	0	0	0	0	0.0	0.0	0	0	0	0	0	1	2	3	0	0	0.0	0.0	0	0	0	0	0	0				
09/15	Cleveland	5	0	5	0	0	0.0	0.0	0	0	0	0	0	0	1	1	0	0	0.0	0.0	0	0	0	0	0	3	2	5	0	0	0.0	0.0	0	0	0	0	0	0				
09/23	at Buffalo	5	1	6	0	0	0.0	0.0	0	0	0	0	0	2	3	5	0	0	0.0	0.0	0	0	0	0	1	2	2	4	0	0	0.0	0.0	0	0	0	0	0	1				
09/29	at Houston	5	0	5	0	0	0.0	0.0	0	0	0	0	1	7	3	10	1	2	0.0	0.0	0	0	0	0	0	3	1	4	0	0	0.0	0.0	0	0	0	0	0	0				
10/06	Indianapolis	8	3	11	0	0	0.0	0.0	0	0	0	0	0	6	1	7	1	1	0.0	0.0	0	0	0	0	0	6	1	7	0	0	0.0	0.0	0	0	0	0	0	1				
10/13	at Chicago	1	3	4	0	0	0.0	0.0	0	0	0	0	0	8	2	10	0	0	0.0	0.0	0	0	1	0	0	3	4	7	0	0	0.0	0.0	1	0	0	0	0	1				
10/20	New England	0	1	1	0	0	0.0	0.0	0	0	0	0	0	5	4	9	0	0	0.0	0.0	0	0	0	0	0	1	4	5	0	0	0.0	0.0	0	0	0	0	0	1				
10/27	Green Bay	1	0	1	0	0	0.0	0.0	0	0	0	0	0	5	1	6	1	1	0.0	0.0	0	0	0	0	0	3	0	3	0	0	0.0	0.0	0	0	0	0	0	0				
11/03	at Philadelphia	1	0	1	0	0	0.0	0.0	0	0	0	0	0	4	4	8	0	0	0.0	0.0	0	0	0	0	0	2	0	2	0	0	0.0	0.0	0	0	0	0	0	0				
11/10	Minnesota	3	1	4	0	0	0.0	0.0	0	0	0	0	0	3	1	4	0	0	0.0	0.0	0	0	0	0	1	3	2	5	0	0	0.0	0.0	0	0	0	0	0	0				
11/17	at Detroit	2	2	4	0	0	0.0	0.0	0	0	0	0	0	4	3	7	0	0	0.0	0.0	0	0	0	0	0	5	0	5	0	0	0.0	0.0	0	0	0	0	0	0				
12/01	Houston	5	0	5	0	0	0.0	0.0	0	0	0	0	0	2	2	4	1	1	0.0	0.0	0	0	0	0	0	1	1	2	0	0	0.0	0.0	0	0	0	0	0	0				
12/08	at Tennessee	5	0	5	0	0	0.0	0.0	0	0	0	0	0	1	1	2	0	0	0.0	0.0	0	0	0	0	0	1	1	2	0	0	0.0	0.0	0	0	0	0	0	2				
12/15	N.Y. Jets	2	2	4	0	0	0.0	0.0	0	0	0	0	0	0	0	0	0	0	0.0	0.0	0	0	0	0	1	2	0	2	0	0	0.0	0.0	0	0	0	0	0	1				
12/22	at Las Vegas	2	0	2	0	0	0.0	0.0	0	0	0	0	0	1	0	1	0	0	0.0	0.0	0	0	0	0	0	1	2	3	0	0	0.0	0.0	0	0	0	0	0	0				
12/29	Tennessee	2	0	2	0	0	0.0	0.0	0	0	0	0	1	INACTIVE												6	2	8	1	3	0.0	0.0	0	0	0	0	0	0	0	0	0	0
01/05	at Indianapolis	2	1	3	0	0	0.0	0.0	0	0	0	0	0	ON INACTIVE LIST												DID NOT PLAY																
TOTALS		54	18	72	1	1	0.0	0.0	0	0	0	0	2	48	26	74	4	5	0.0	0.0	0	0	0	1	0	3	43	24	67	1	3	0.0	0.0	1	0	0	0	7				

		TYSON CAMPBELL												DARNELL SAVAGE												RONALD DARBY											
DATE	OPP.	S	A	TK	TFL	TFLY	SK	SKY	INT	FR	FF	PR	PD	S	A	TK	TFL	TFLY	SK	SKY	INT	FR	FF	PR	PD	S	A	TK	TFL	TFLY	SK	SKY	INT	FR	FF	PR	PD
09/08	at Miami	3	0	3	1	3	0.0	0.0	0	0	0	0	0	0	0	0	0	0	0.0	0.0	0	0	0	0	2	5	2	7	1	3	0.0	0.0	0	0	0	0	1
09/15	Cleveland	INJURED RESERVE												ON INACTIVE LIST												1 0 1 1 1 0.0 0.0 0 0 0 0 0 1											
09/23	at Buffalo	INJURED RESERVE												ON INACTIVE LIST												4 1 5 1 2 0.0 0.0 0 0 0 0 0 0											
09/29	at Houston	INJURED RESERVE												ON INACTIVE LIST												6 1 7 0 0 0.0 0.0 0 0 0 0 0 1											
10/06	Indianapolis	INJURED RESERVE												3 0 3		0 0		0.0 0.0		0 0 0 0		0 0		4 0 4 0 0 0.0 0.0 0 0 0 0 0 1													
10/13	at Chicago	INJURED RESERVE - DESIGNATED FOR RETURN												2 0 2		0 0		0.0 0.0		0 0 0 0		0 0		6 2 8 0 0 0.0 0.0 0 0 0 0 0 0													
10/20	New England	INJURED RESERVE - DESIGNATED FOR RETURN												2 1 3		0 0		0.0 0.0		0 0 0 0		0 0		1 1 2 0 0 0.0 0.0 0 0 0 0 0 1													
10/27	Green Bay	2	1	3	0	0	0.0	0.0	0	0	0	0	0	4	2	6	0	0	0.0	0.0	0	0	0	0	0	0	0	0	0	0	0.0	0.0	0	0	0	0	0
11/03	at Philadelphia	4	1	5	0	0	0.0	0.0	0	0	0	0	0	3	1	4	0	0	0.0	0.0	0	0	0	0	1	2	0	2	0	0	0.0	0.0	0	0	0	0	1
11/10	Minnesota	4	5	9	1	3	0.0	0.0	0	0	0	0	1	3	1	4	1	7	0.0	0.0	1	0	0	0	1	2	1	3	0	0	0.0	0.0	0	0	0	0	1
11/17	at Detroit	5	3	8	0	0	0.0	0.0	0	0	0	0	0	3	2	5	0	0	0.0	0.0	0	0	0	0	0	4	0	4	0	0	0.0	0.0	0	0	0	0	1
12/01	Houston	3	0	3	0	0	0.0	0.0	0	0	0	0	0	7	0	7	0	0	0.0	0.0	0	0	0	0	0	1	1	2	0	0	0.0	0.0	0	0	0	0	1
12/08	at Tennessee	1	2	3	0	0	0.0	0.0	0	0	0	0	1	2	0	2	0	0	0.0	0.0	0	0	0	0	0	0	1	1	0	0	0.0	0.0	0	0	0	0	0
12/15	N.Y. Jets	6	0	6	0	0	0.0	0.0	0	0	0	0	1	4	1	5	0	0	0.0	0.0	0	0	0	0	2	DID NOT PLAY (NON-INJURY)											
12/22	at Las Vegas	4	1	5	0	0	0.0	0.0	0	0	0	0	1	1	0	1	1	8	0.0	0.0	0	0	0	0	0	INACTIVE											
12/29	Tennessee	5	0	5	0	0	0.0	0.0	0	0	0	0	0	INACTIVE												DID NOT PLAY (NON-INJURY)											
01/05	at Indianapolis	4	2	6	0	0	0.0	0.0	0	0	0	0	1	7	2	9	0	0	0.0	0.0	0	0	0	0	0	ON INACTIVE LIST											
TOTALS		41	15	56	2	6	0.0	0.0	0	0	0	0	5	41	10	51	2	15	0.0	0.0	1	0	0	0	6	36	10	46	3	6	0.0	0.0	0	0	0	0	9



# 2024 INDIVIDUAL GAME-BY-GAME STATS: DEFENSIVE

		DAVON HAMILTON												TRAVON WALKER												JARRIAN JONES												
DATE	OPP.	S	A	TK	TFL	TFLY	SK	SKY	INT	FR	FF	PR	PD	S	A	TK	TFL	TFLY	SK	SKY	INT	FR	FF	PR	PD	S	A	TK	TFL	TFLY	SK	SKY	INT	FR	FF	PR	PD	
09/08	at Miami	1	0	1	1	1	0.0	0.0	0	0	0	0	0	2	4	6	1	14	2.0	14.0	0	0	0	2	0	0	1	1	0	0	0.0	0.0	0	0	0	0	0	0
09/15	Cleveland	2	0	2	0	0	0.0	0.0	0	0	0	1	0	1	1	2	0	0	0.0	0.0	0	0	0	1	0	3	0	3	0	0	0.0	0.0	0	0	0	0	0	0
09/23	at Buffalo	0	0	0	0	0	0.0	0.0	0	0	0	0	0	1	3	4	1	1	0.0	0.0	0	0	0	0	0	2	0	2	0	0	0.0	0.0	0	0	0	0	0	0
09/29	at Houston	1	1	2	0	0	0.0	0.0	0	0	0	0	0	0	1	1	0	0	0.0	0.0	0	0	0	1	0	3	1	4	0	0	0.0	0.0	0	0	0	0	0	0
10/06	Indianapolis	1	1	2	0	0	0.0	0.0	0	0	0	0	0	4	1	5	3	31	3.0	31.0	0	0	1	3	1	0	1	1	0	0	0.0	0.0	0	0	0	0	0	1
10/13	at Chicago	2	0	2	1	2	0.0	0.0	0	0	0	0	0	0	1	1	0	0	0.0	0.0	0	0	0	0	0	0	0	0	0	0	0.0	0.0	0	0	0	0	0	0
10/20	New England	1	4	5	1	4	0.0	0.0	0	0	0	0	0	2	1	3	1	14	1.0	14.0	0	0	0	1	0	3	0	3	0	0	0.0	0.0	0	0	0	0	0	1
10/27	Green Bay	3	4	7	0	0	0.0	0.0	0	0	0	0	0	1	3	4	0	0	0.5	0.0	0	0	0	1	0	0	1	1	0	0	0.0	0.0	1	0	0	0	0	1
11/03	at Philadelphia	1	3	4	0	0	0.0	0.0	0	0	0	0	0	6	1	7	2	4	0.0	0.0	0	1	0	0	0	1	0	1	0	0	0.0	0.0	0	0	0	0	0	0
11/10	Minnesota	4	3	7	0	0	0.0	0.0	0	0	0	0	0	2	2	4	1	8	1.0	8.0	0	0	0	1	0	2	0	2	0	0	0.0	0.0	0	0	0	0	0	0
11/17	at Detroit	2	1	3	0	0	0.0	0.0	0	0	0	0	0	1	2	3	0	0	0.0	0.0	0	0	0	0	0	2	1	3	0	0	0.0	0.0	0	0	0	0	0	0
12/01	Houston	3	2	5	1	2	0.0	0.0	0	0	0	0	0	1	3	4	1	13	1.0	13.0	0	0	0	1	0	0	0	0	0	0	0.0	0.0	0	0	0	0	0	0
12/08	at Tennessee	2	3	5	1	2	0.0	0.0	0	0	0	0	0	3	1	4	0	0	0.0	0.0	0	0	0	0	0	2	3	5	1	9	1.0	9.0	0	0	0	0	1	2
12/15	N.Y. Jets	3	0	3	0	0	0.0	0.0	0	0	0	1	0	1	1	2	1	4	0.0	0.0	0	0	0	0	0	2	0	2	0	0	0.0	0.0	0	0	0	0	0	2
12/22	at Las Vegas	3	2	5	0	0	0.0	0.0	0	0	0	0	0	3	1	4	0	0	0.0	0.0	0	0	0	1	0	4	0	4	0	0	0.0	0.0	0	0	0	0	0	0
12/29	Tennessee	0	1	1	0	0	0.0	0.0	0	0	0	0	0	1	1	2	1	5	1.0	5.0	0	0	1	2	0	4	1	5	0	0	0.0	0.0	0	0	0	0	0	0
01/05	at Indianapolis	5	3	8	0	0	0.0	0.0	0	0	0	0	0	2	3	5	1	4	1.0	4.0	0	0	0	1	0	2	1	3	0	0	1.0	0.0	0	0	0	0	1	1
TOTALS		34	28	62	5	11	0.0	0.0	0	0	0	2	0	31	30	61	13	98	10.5	89.0	0	1	2	15	1	30	10	40	1	9	2.0	9.0	1	0	0	2	8	0

		JOSH HINES-ALLEN												ARIK ARMSTEAD												JEREMIAH LEDBETTER												
DATE	OPP.	S	A	TK	TFL	TFLY	SK	SKY	INT	FR	FF	PR	PD	S	A	TK	TFL	TFLY	SK	SKY	INT	FR	FF	PR	PD	S	A	TK	TFL	TFLY	SK	SKY	INT	FR	FF	PR	PD	
09/08	at Miami	0	2	2	0	0	0.0	0.0	0	0	0	0	1	1	0	1	1	5	1.0	5.0	0	0	0	1	0	ON INACTIVE LIST												
09/15	Cleveland	3	1	4	1	5	1.0	5.0	0	0	0	4	1	2	0	2	0	0	0.0	0.0	0	0	0	0	0	1	2	3	0	0	0.0	0.0	0	0	0	0	0	0
09/23	at Buffalo	1	2	3	0	0	0.0	0.0	0	0	0	0	0	0	0	0	0	0	0.0	0.0	0	0	0	0	0	3	1	4	2	2	0.0	0.0	0	0	0	0	0	0
09/29	at Houston	2	1	3	0	0	0.0	0.0	0	0	0	2	0	2	0	2	0	0	0.0	0.0	0	0	0	0	0	1	0	1	1	1	1.0	1.0	0	0	0	0	1	0
10/06	Indianapolis	2	0	2	1	4	1.0	4.0	0	1	0	1	0	0	2	2	0	0	0.0	0.0	0	0	0	0	0	0	1	1	0	0	0.0	0.0	0	0	0	0	0	0
10/13	at Chicago	0	1	1	0	0	0.5	2.0	0	0	0	2	0	1	0	1	0	0	0.0	0.0	0	0	0	0	0	ON INACTIVE LIST												
10/20	New England	1	1	2	0	0	0.0	0.0	0	0	0	0	0	1	1	2	1	1	0.0	0.0	0	0	0	1	0	2	0	2	1	4	0.0	0.0	0	0	0	0	0	0
10/27	Green Bay	1	3	4	0	0	0.5	0.0	0	0	0	1	0	1	0	1	0	0	0.0	0.0	0	0	0	0	0	4	2	6	0	0	0.0	0.0	0	0	0	0	1	0
11/03	at Philadelphia	4	0	4	2	11	2.0	11.0	0	0	0	2	0	3	0	3	0	0	0.0	0.0	0	0	0	0	0	2	3	5	1	2	0.0	0.0	0	0	0	0	0	0
11/10	Minnesota	0	1	1	0	0	0.0	0.0	0	0	0	0	0	3	0	3	0	0	0.0	0.0	0	0	0	1	0	2	1	3	1	3	0.0	0.0	0	0	0	0	1	0
11/17	at Detroit	3	0	3	1	4	0.0	0.0	0	0	0	1	0	3	0	3	0	0	0.0	0.0	0	0	0	1	0	2	2	4	1	2	0.0	0.0	0	0	0	0	0	0
12/01	Houston	3	1	4	1	11	1.0	11.0	0	0	0	1	0	1	0	1	0	0	0.0	0.0	0	0	0	0	1	0	0	0	0	0	0.0	0.0	0	0	0	0	0	0
12/08	at Tennessee	2	0	2	2	19	1.0	13.0	0	0	1	1	0	1	1	2	0	0	0.0	0.0	0	0	0	1	0	1	0	1	0	0	0.0	0.0	0	0	0	0	0	0
12/15	N.Y. Jets	1	1	2	0	0	0.0	0.0	0	0	0	0	0	0	0	0	0	0	0.0	0.0	0	0	0	0	0	1	0	1	1	14	1.0	14.0	0	0	0	0	1	0
12/22	at Las Vegas	0	2	2	0	0	0.0	0.0	0	0	0	2	0	2	1	3	1	6	1.0	6.0	0	0	0	1	0	0	1	1	0	0	0.0	0.0	0	0	0	0	0	0
12/29	Tennessee	3	3	6	2	12	1.0	7.0	0	0	0	2	0	0	3	3	0	0	0.0	0.0	0	0	0	0	1	0	2	2	0	0	0.0	0.0	0	0	0	0	0	0
01/05	at Indianapolis	ON INACTIVE LIST												0	0	0	0	0	0.0	0.0	0	0	0	1	1	1	3	4	0	0	0.0	0.0	0	0	0	0	0	0
TOTALS		26	19	45	10	66	8.0	53.0	0	1	1	19	2	21	8	29	3	12	2.0	11.0	0	0	0	7	3	20	18	38	8	28	2.0	15.0	0	0	0	4	0	

		CHAD MUMA												YASIR ABDULLAH												TYLER LACY																	
DATE	OPP.	S	A	TK	TFL	TFLY	SK	SKY	INT	FR	FF	PR	PD	S	A	TK	TFL	TFLY	SK	SKY	INT	FR	FF	PR	PD	S	A	TK	TFL	TFLY	SK	SKY	INT	FR	FF	PR	PD						
09/08	at Miami	0	2	2	0	0	0.0	0.0	0	0	0	0	0	3	0	3	0	0	0.0	0.0	0	0	0	0	0	0	0	0	0	0	0.0	0.0	0	0	0	0	0	0					
09/15	Cleveland	0	0	0	0	0	0.0	0.0	0	0	0	0	0	0	0	0	0	0	0.0	0.0	0	0	0	0	0	ON INACTIVE LIST																	
09/23	at Buffalo	2	5	7	0	0	0.0	0.0	0	0	0	0	0	2	1	3	0	0	0.0	0.0	0	0	0	0	0	0	0	1	1	0	0	0.0	0.0	0	0	0	0	0					
09/29	at Houston	3	5	8	0	0	0.0	0.0	0	0	0	0	0	2	1	3	0	0	0.0	0.0	0	0	0	0	0	0	0	0	0	0	0.0	0.0	0	0	0	0	0	0					
10/06	Indianapolis	3	2	5	0	0	0.0	0.0	0	0	0	0	0	ON INACTIVE LIST												1	0	1	0	0	0.0	0.0	0	0	0	0	0	0	0	0	0	0	0
10/13	at Chicago	2	2	4	0	0	0.0	0.0	0	0	0	0	0	0	0	0	0	0	0.0	0.0	0	0	0	0	0	ON INACTIVE LIST																	
10/20	New England	1	0	1	0	0	0.0	0.0	0	0	0	0	0	2	0	2	0	0	0.0	0.0	0	0	0	0	0	0	0	1	1	0	0	0.0	0.0	0	0	0	0	0	0				
10/27	Green Bay	0	0	0	0	0	0.0	0.0	0	0	0	0	0	0	0	0	0	0	0.0	0.0	0	0	0	0	0	0	1	3	4	0	0	0.0	0.0	0	0	0	1	0					
11/03	at Philadelphia	0	0	0	0	0	0.0	0.0	0	0	0	0	0	0	0	0	0	0	0.0	0.0	0	0	0	0	0	2	3	5	0	0	0.0	0.0	0	0	0	0	0	0					
11/10	Minnesota	0	0	0	0	0	0.0	0.0	0	0	0	0	0	1	2	3	0	0	0.0	0.0	0	0	0	0	0	1	0	1	0	0	0.0	0.0	0	0	0	0	0	0					
11/17	at Detroit	0	2	2	0	0	0.0	0.0	0	0	0	0	0	ON INACTIVE LIST												2	1	3	1	1	0.0	0.0	0	0	0	0	0	0	0	0	0	0	0
12/01	Houston	0	0	0	0	0	0.0	0.0	0	0	0	0	0	ON INACTIVE LIST												0	0	0	0	0	0.0	0.0	0	0	0	0	0	0	0	0	0	0	0
12/08	at Tennessee	0	0	0	0	0	0.0	0.0	0	0	0	0	0	0	0	0	0	0	0.0	0.0	0	0	0	0	0	1	4	5	0	0	0.0	0.0	0	0	0	0	0	0	0				
12/15	N.Y. Jets	0	0	0	0	0	0.0	0.0	0	0	0	0	0	1	0	1	0	0	0.0	0.0	0	0	0	0	0	1	1	2	0	0	0.0	0.0	0	0	0	0	0	0	0				
12/22	at Las Vegas	0	0	0	0	0	0.0	0.0	0	0	0	0	0	0	0	0	0	0	0.0	0.0	0	0	0	0	0	1	1	2	1	2	0.0	0.0	0	0	0	0	0	0					
12/29	Tennessee	0	0	0	0	0	0.0	0.0	0	0	0	0	0	0	0	0	0	0	0.0	0.0	0	0	0	0	0	ON INACTIVE LIST																	
01/05	at Indianapolis	0	1	1	0	0	0.0	0.0	0	0	0	0	0	0	0	0	0	0	0.0	0.0	0	0	0	1	0	ON INACTIVE LIST																	
TOTALS		11	19	30	0	0	0.0	0.0	0	0	0	0	0	11	4	15	0	0	0.0	0.0	0	0	0	1	0	10	15	25	2	3	0.0	0.0	0	0	0	1	0	0					



# 2024 INDIVIDUAL GAME-BY-GAME STATS: DEFENSIVE

		MAASON SMITH												ANDREW WINGARD												DE'ANTRE PRINCE													
DATE	OPP.	S	A	TK	TFL	TFLY	SK	SKY	INT	FR	FF	PR	PD	S	A	TK	TFL	TFLY	SK	SKY	INT	FR	FF	PR	PD	S	A	TK	TFL	TFLY	SK	SKY	INT	FR	FF	PR	PD		
09/08	at Miami	0	0	0			0	0.0	0.0	0	0	0	0		INJURED RESERVE - DESIGNATED FOR RETURN												DID NOT PLAY (NON-INJURY)												
09/15	Cleveland	ON INACTIVE LIST												INJURED RESERVE - DESIGNATED FOR RETURN												0	1	1	0	0	0.0	0.0	0	0	0	0	0	0	
09/23	at Buffalo	0	0	0	0	0	0.0	0.0	0	0	0	0	1	0	INJURED RESERVE - DESIGNATED FOR RETURN												0	0	0	0	0	0.0	0.0	0	0	0	0	0	0
09/29	at Houston	3	0	3	0	0	0.0	0.0	0	0	0	0	0	0	INJURED RESERVE - DESIGNATED FOR RETURN												0	0	0	0	0	0.0	0.0	0	0	0	0	0	0
10/06	Indianapolis	0	1	1	0	0	0.0	0.0	0	0	0	0	0	0	INJURED RESERVE - DESIGNATED FOR RETURN												0	0	0	0	0	0.0	0.0	0	0	0	0	0	0
10/13	at Chicago	1	0	1	0	0	1.0	0.0	0	0	0	0	1	1	INJURED RESERVE - DESIGNATED FOR RETURN												0	0	0	0	0	0.0	0.0	0	0	0	0	0	0
10/20	New England	ON INACTIVE LIST												INJURED RESERVE - DESIGNATED FOR RETURN												0	0	0	0	0	0.0	0.0	0	0	0	0	0	0	
10/27	Green Bay	ON INACTIVE LIST												INJURED RESERVE - DESIGNATED FOR RETURN												1	0	1	0	0	0.0	0.0	0	0	0	0	0	0	
11/03	at Philadelphia	ON INACTIVE LIST												INJURED RESERVE - DESIGNATED FOR RETURN												0	0	0	0	0	0.0	0.0	0	0	0	0	0	0	
11/10	Minnesota	ON INACTIVE LIST												0	0	0	0	0	0.0	0.0	0	0	0	0	0	DID NOT PLAY (NON-INJURY)													
11/17	at Detroit	ON INACTIVE LIST												0	0	0	0	0	0.0	0.0	0	0	0	0	0	ON INACTIVE LIST													
12/01	Houston	1	1	2	0	0	0.0	0.0	0	0	0	0	0	0	0	0	0	0	0.0	0.0	0	0	0	0	0	0	DID NOT PLAY (NON-INJURY)												
12/08	at Tennessee	1	1	2	0	0	0.0	0.0	0	0	0	0	0	0	0	0	0	0	0.0	0.0	0	0	0	0	0	DID NOT PLAY (NON-INJURY)													
12/15	N.Y. Jets	0	2	2	0	0	0.0	0.0	0	0	0	0	0	0	0	0	0	0	0.0	0.0	0	0	0	0	0	DID NOT PLAY (NON-INJURY)													
12/22	at Las Vegas	2	1	3	2	8	1.0	6.0	0	0	0	0	1	1	1	0	1	0	0	0.0	0.0	0	0	0	0	2	1	0	1	0	0	0.0	0.0	0	0	0	0	0	0
12/29	Tennessee	1	1	2	1	3	1.0	3.0	0	0	0	0	1	0	1	2	3	0	0	0.0	0.0	0	0	0	0	0	DID NOT PLAY (NON-INJURY)												
01/05	at Indianapolis	1	0	1	0	0	0.0	0.0	0	0	0	0	0	1	5	5	10	0	0	0.0	0.0	0	0	0	0	1	4	1	5	0	0	0.0	0.0	0	0	0	0	0	1
TOTALS		10	7	17	3	11	3.0	9.0	0	0	0	4	3	7	7	14	0	0	0.0	0.0	0	0	0	0	3	6	2	8	0	0	0.0	0.0	0	0	0	0	0	1	

		ROY ROBERTSON-HARRIS												JORDAN JEFFERSON												MYLES COLE																					
DATE	OPP.	S	A	TK	TFL	TFLY	SK	SKY	INT	FR	FF	PR	PD	S	A	TK	TFL	TFLY	SK	SKY	INT	FR	FF	PR	PD	S	A	TK	TFL	TFLY	SK	SKY	INT	FR	FF	PR	PD										
09/08	at Miami	0	0	0	0	0	0.0	0.0	0	0	0	1	0	ON INACTIVE LIST												0	0	0	0	0	0.0	0.0	0	0	0	0	0	0	0	0	0	0	0				
09/15	Cleveland	2	1	3	1	5	0.0	0.0	0	0	0	0	0	ON INACTIVE LIST												1	0	1	0	0	0.0	0.0	0	0	0	0	0	0	0	0	0	0	0	0			
09/23	at Buffalo	0	0	0	0	0	0.0	0.0	0	0	0	0	0	ON INACTIVE LIST												ON INACTIVE LIST																					
09/29	at Houston	2	0	2	1	10	1.0	10.0	0	0	0	2	0	ON INACTIVE LIST												ON INACTIVE LIST																					
10/06	Indianapolis	0	1	1	0	0	0.0	0.0	0	0	0	0	0	ON INACTIVE LIST												ON INACTIVE LIST																					
10/13	at Chicago	1	0	1	1	1	1.0	1.0	0	0	0	1	0	0	1	1	0	0	0.0	0.0	0	0	0	0	0	ON INACTIVE LIST																					
10/20	New England	Seahawks												0	0	0	0	0	0.0	0.0	0	0	0	0	0	0	ON INACTIVE LIST																				
10/27	Green Bay	Seahawks												1	2	3	0	0	0.0	0.0	0	0	0	0	0	ON INACTIVE LIST																					
11/03	at Philadelphia	Seahawks												1	0	1	1	9	1.0	9.0	0	0	0	1	0	1	0	1	0	1	0	1	0	0	0.0	0.0	0	0	0	0	0	0	0	0			
11/10	Minnesota	Seahawks												1	1	2	0	0	0.0	0.0	0	0	0	0	0	ON INACTIVE LIST																					
11/17	at Detroit	Seahawks												2	1	3	0	0	0.0	0.0	0	0	0	0	0	0	0	3	3	0	0	0.0	0.0	0	0	0	0	0	0	0	0	0	0	0			
12/01	Houston	Seahawks												ON INACTIVE LIST												0	0	0	0	0	0.0	0.0	0	0	0	0	0	0	0	0	0	0	0	0	0	0	
12/08	at Tennessee	Seahawks												ON INACTIVE LIST												ON INACTIVE LIST																					
12/15	N.Y. Jets	Seahawks												INACTIVE												INACTIVE																					
12/22	at Las Vegas	Seahawks												INACTIVE												2	0	2	1	1	0.0	0.0	0	0	0	0	0	0	0	0	0	0	0	0	0	0	0
12/29	Tennessee	Seahawks												0	0	0	0	0	0.0	0.0	0	0	0	0	1	0	1	1	0	0	0.0	0.0	0	0	0	0	0	0	0	0	0	0	0	0			
01/05	at Indianapolis	Seahawks												0	2	2	0	0	0.0	0.0	0	0	0	0	0	0	0	0	0	0	0	0	0	0	0	0	0	0	0	0	0	0	0	0			
TOTALS		5	2	7	3	16	2.0	11.0	0	0	0	4	0	5	7	12	1	9	1.0	9.0	0	0	0	1	1	4	4	8	1	1	0.0	0.0	0	0	0	0	0	0	0								

DATE
------

# 2024 INDIVIDUAL GAME-BY-GAME STATS: DEFENSIVE

		D.J. COLEMAN													ESEZI OTOMEWO												
DATE	OPP.	S	A	TK	TFL	TFLY	SK	SKY	INT	FR	FF	PR	PD	S	A	TK	TFL	TFLY	SK	SKY	INT	FR	FF	PR	PD		
09/08	at Miami	PRACTICE SQUAD													ON INACTIVE LIST												
09/15	Cleveland	PRACTICE SQUAD													0	2	2	0	0	0.0	0.0	0	0	0	0	0	0
09/23	at Buffalo	PRACTICE SQUAD													ON INACTIVE LIST												
09/29	at Houston	PRACTICE SQUAD													0	0	0	0	0	0.0	0.0	0	0	0	0	0	0
10/06	Indianapolis	PRACTICE SQUAD													0	0	0	0	0	0.0	0.0	0	0	0	0	1	0
10/13	at Chicago	PRACTICE SQUAD													0	2	2	0	0	0.5	2.0	0	0	0	0	1	0
10/20	New England	PRACTICE SQUAD													ON INACTIVE LIST												
10/27	Green Bay	PRACTICE SQUAD													ON INACTIVE LIST												
11/03	at Philadelphia	PRACTICE SQUAD													ON INACTIVE LIST												
11/10	Minnesota	PRACTICE SQUAD													ON INACTIVE LIST												
11/17	at Detroit	PRACTICE SQUAD													ON INACTIVE LIST												
12/01	Houston	PRACTICE SQUAD													ON INACTIVE LIST												
12/08	at Tennessee	PRACTICE SQUAD													ON INACTIVE LIST												
12/15	N.Y. Jets	1	2	3	0	0	0.0	0.0	0	0	0	0	0	INACTIVE													
12/22	at Las Vegas	PRACTICE SQUAD													INACTIVE												
12/29	Tennessee	NOT ON ROSTER													INACTIVE												
01/05	at Indianapolis	NOT ON ROSTER													ON INACTIVE LIST												
TOTALS		1	2	3	0	0	0.0	0.0	0	0	0	0	0	0	4	4	0	0	0.5	2.0	0	0	0	0	2	0	



# 2024 GAME-BY-GAME TEAM OFFENSE

2024 REGULAR SEASON JAGUARS GAME-BY-GAME OFFENSE																		
	09/08	09/15	09/23	09/29	10/06	10/13	10/20	10/27	11/03	11/10	11/17	12/01	12/08	12/15	12/22	12/29	01/05	
	@ MIA	CLE	@ BUF	@ HOU	IND	@ CHI	NE	GB	@ PHI	MIN	@ DET	HOU	@ TEN	NYJ	@ LV	TEN	@ IND	Totals
<b>FIRST DOWNS</b>																		
Total	17	18	19	17	20	17	23	19	14	10	10	19	16	27	15	18	19	298
Rushing	7	7	7	5	6	3	13	5	4	4	2	5	5	10	5	9	9	106
Passing	8	9	10	11	13	14	9	14	9	5	7	13	11	13	9	9	10	174
Penalty	2	2	2	1	1	0	1	0	1	1	1	1	0	4	1	0	0	18
<b>THIRD DOWNS</b>																		
Attempts	10	9	13	12	10	15	10	9	10	11	10	15	13	15	15	13	14	204
Converted	2	3	2	4	3	7	6	1	3	5	2	5	6	8	6	8	5	76
Percentage	20.0%	33.3%	15.4%	33.3%	30.0%	46.7%	60.0%	11.1%	30.0%	45.5%	20.0%	33.3%	46.2%	53.3%	40.0%	61.5%	35.7%	37.3%
<b>FOURTH DOWNS</b>																		
Attempts	1	0	8	1	2	2	1	1	2	0	2	2	1	0	2	0	1	26
Converted	0	0	4	0	1	2	0	1	1	0	1	2	1	0	1	0	0	14
Percentage	0.0%	0	50.0%	0.0%	50.0%	100.0%	0.0%	100.0%	50.0%	0	50.0%	100.0%	100.0%	0	50.0%	0	0.0%	53.8%
<b>TOT. OFFENSE</b>																		
Net Yards	267	323	239	313	497	278	364	390	215	143	170	373	291	421	308	295	319	5,206
Plays	50	55	68	58	57	60	59	56	51	43	47	67	58	77	61	57	68	992
Avg./Play	5.3	5.9	3.5	5.4	8.7	4.6	6.2	7.0	4.2	3.3	3.6	5.6	5.0	5.5	5.0	5.2	4.7	5.2
<b>RUSHING</b>																		
Net Yards	128	127	92	158	126	68	171	91	60	56	41	97	71	136	72	122	113	1,729
Rush. Att.	26	21	17	24	23	20	39	23	18	18	17	25	26	29	21	33	34	414
Avg./Att.	4.9	6.0	5.4	6.6	5.5	3.4	4.4	4.0	3.3	3.1	2.4	3.9	2.7	4.7	3.4	3.7	3.3	4.2
<b>PASSING</b>																		
Net Yards	139	196	147	155	371	210	193	299	155	87	129	276	220	285	236	173	206	3,477
Attempts	21	30	46	33	34	36	20	32	31	22	29	42	31	46	39	22	32	546
Completions	12	14	26	18	28	24	15	21	16	14	17	24	23	31	25	15	20	343
Intercepted	0	0	1	0	1	1	0	1	2	2	1	1	2	2	0	0	1	15
Gross Yards	162	220	200	169	371	240	193	308	169	111	138	276	220	294	247	174	225	3,717
Sacked	3.0	4.0	5.0	1.0	0.0	4.0	0.0	1.0	2.0	3.0	1.0	0.0	1.0	2.0	1.0	2.0	2.0	32.0
Yards Lost	23	24	53	14	0	30	0	9	14	24	9	0	0	9	11	1	19	240
<b>ADVANCES</b>																		
Rushes	26	21	17	24	23	20	39	23	18	18	17	25	26	29	21	33	34	414
Completions	12	14	26	18	28	24	15	21	16	14	17	24	23	31	25	15	20	343
Totals	38	35	43	42	51	44	54	44	34	32	34	49	49	60	46	48	54	757
Total Drives	11	10	10	12	12	10	8	12	11	10	9	10	9	10	12	8	13	177
<b>PENALTIES</b>																		
Number	8	6	7	6	3	8	4	8	4	3	6	4	5	8	8	7	4	99
Yards	71	52	45	44	25	43	24	59	17	25	40	30	39	106	60	50	57	787
<b>FUMBLES</b>																		
Number	2	1	1	1	2	2	0	2	1	1	0	1	0	1	3	0	1	19
Lost	1	0	1	0	1	1	0	1	1	1	0	0	0	0	2	0	0	9
<b>PUNTING</b>																		
Yards	311	156	109	253	102	193	70	298	238	274	267	191	198	94	275	130	200	3,359
Punts	6	3	2	5	2	4	2	5	5	5	5	4	4	2	7	3	4	68
Net Avg.	49.7	43.7	34.0	46.8	45.5	48.3	31.0	49.0	47.6	49.0	47.4	41.0	48.0	47.0	35.3	40.3	47.0	44.8
Gross Avg.	51.8	52.0	54.5	50.6	51.0	48.3	35.0	59.6	47.6	54.8	53.4	47.8	49.5	47.0	39.3	43.3	50.0	49.4
<b>SCORING</b>																		
Points	17	13	10	20	37	16	32	27	23	7	6	20	10	25	14	20	23	320
Q1	7	0	0	10	0	3	0	0	0	7	3	0	0	7	7	3	7	54
Q2	10	3	3	3	13	0	22	10	0	0	3	3	0	6	0	10	6	92
Q3	0	7	7	7	7	7	3	7	16	0	0	3	0	3	7	0	0	74
Q4	0	3	0	0	17	6	7	10	7	0	0	14	10	9	0	7	10	100
OT	0	0	0	0	0	0	0	0	0	0	0	0	0	0	0	0	0	0
TD Rushing	1	1	0	0	2	0	2	1	2	1	0	0	1	0	1	0	1	13
TD Passing	1	0	1	2	2	2	1	2	0	0	0	2	0	2	1	2	1	19
TD KO Returns	0	0	0	0	0	0	0	0	0	0	0	0	0	0	0	0	0	0
TD Punt Returns	0	0	0	0	0	0	1	0	0	0	0	0	0	0	0	0	0	1
TD Sp. Teams	0	0	0	0	0	0	0	0	0	0	0	0	0	0	0	0	0	0
TD Def. Returns	0	0	0	0	0	0	0	0	1	0	0	0	0	0	0	0	0	1
FG Attempts	1	3	1	2	3	1	1	2	0	0	2	3	1	4	0	2	3	29
FG Made	1	2	1	2	3	1	1	2	0	0	2	2	1	4	0	2	3	27
Safety	0	0	0	0	0	0	0	0	0	0	0	0	0	0	0	0	0	0
2-Pt Attempts	0	0	0	0	0	1	1	0	2	0	0	2	0	1	0	0	0	7
2-Pt Made	0	0	0	0	0	0	1	0	2	0	0	1	0	0	0	0	0	4
Time of Possession	26:50	25:37	28:20	26:43	28:28	29:20	33:15	25:51	21:48	17:41	20:54	27:43	28:16	34:24	25:42	29:20	30:51	461:03



# 2024 GAME-BY-GAME TEAM DEFENSE

2024 REGULAR SEASON JAGUARS GAME-BY-GAME DEFENSE																		
	09/08 @ MIA	09/15 CLE	09/23 @ BUF	09/29 @ HOU	10/06 IND	10/13 @ CHI	10/20 NE	10/27 GB	11/03 @ PHI	11/10 MIN	11/17 @ DET	12/01 HOU	12/08 @ TEN	12/15 NYJ	12/22 @ LV	12/29 TEN	01/05 @ IND	Totals
<b>FIRST DOWNS</b>																		
Total	18	17	25	26	25	25	17	22	21	28	38	20	17	22	21	23	24	389
Rushing	5	7	9	4	7	8	2	8	9	10	14	9	8	8	7	10	12	137
Passing	11	7	15	20	17	14	13	11	11	15	22	10	8	10	13	11	11	219
Penalty	2	3	1	2	1	3	2	3	1	3	2	1	1	4	1	2	1	33
<b>THIRD DOWNS</b>																		
Attempts	16	14	11	13	14	11	12	11	17	14	10	13	16	10	14	14	15	225
Converted	8	2	6	7	7	5	6	3	9	5	6	5	8	4	4	7	5	97
Percentage	50.0%	14.3%	54.5%	53.8%	50.0%	45.5%	50.0%	27.3%	52.9%	35.7%	60.0%	38.5%	50.0%	40.0%	28.6%	50.0%	33.3%	43.1%
<b>FOURTH DOWNS</b>																		
Attempts	2	3	2	0	1	1	1	0	2	1	3	1	3	1	0	2	1	24
Converted	0	3	2	0	1	1	0	0	0	1	3	1	0	1	0	1	0	14
Percentage	0.0%	100.0%	100.0%	0	100.0%	100.0%	0.0%	0	0.0%	100.0%	100.0%	100.0%	0.0%	100.0%	0	50.0%	0.0%	58.3%
<b>TOT. OFFENSE</b>																		
Net Yards	400	297	388	435	447	373	295	422	447	402	645	326	272	400	314	337	429	6,629
Plays	65	65	60	68	69	61	54	67	73	82	76	61	62	54	67	64	77	1,125
Avg./Play	6.2	4.6	6.5	6.4	6.5	6.1	5.5	6.3	6.1	4.9	8.5	5.3	4.4	7.4	4.7	5.3	5.6	5.9
<b>RUSHING</b>																		
Net Yards	81	125	122	101	99	152	38	170	237	169	196	108	126	125	69	159	177	2,254
Rush. Att.	25	29	29	26	20	29	15	39	46	43	43	25	28	23	27	30	34	511
Avg./Att.	3.2	4.3	4.2	3.9	5.0	5.2	2.5	4.4	5.2	3.9	4.6	4.3	4.5	5.4	2.6	5.3	5.2	4.4
<b>PASSING</b>																		
Net Yards	319	172	266	334	348	221	257	252	210	233	449	218	146	275	245	178	252	4,375
Attempts	37	34	31	40	45	29	37	27	24	38	33	34	32	30	38	31	40	580
Completions	23	22	24	27	34	23	26	18	18	24	27	22	19	16	24	19	23	389
Intercepted	0	0	0	0	0	1	0	1	0	3	0	0	0	0	0	1	0	6
Gross Yards	338	186	266	345	383	226	276	252	230	241	449	242	168	289	257	193	264	4,605
Sacked	3.0	2.0	0.0	2.0	4.0	3.0	2.0	1.0	3.0	1.0	0.0	2.0	2.0	1.0	2.0	3.0	3.0	34.0
Yards Lost	19	14	0	11	35	5	19	0	20	8	0	24	22	14	12	15	12	230
<b>ADVANCES</b>																		
Rushes	25	29	29	26	20	29	15	39	46	43	43	25	28	23	27	30	34	511
Completions	23	22	24	27	34	23	26	18	18	24	27	22	19	16	24	19	23	389
Totals	48	51	53	53	54	52	41	57	64	67	70	47	47	39	51	49	57	900
Total Drives	11	9	10	10	13	10	9	13	13	10	9	11	9	10	13	8	12	180
<b>PENALTIES</b>																		
Number	9	13	6	12	5	2	7	3	8	6	4	3	4	8	7	5	3	105
Yards	103	100	47	93	34	10	35	20	67	40	46	15	25	62	62	34	15	808
<b>FUMBLES</b>																		
Number	0	1	0	1	1	1	0	0	1	0	0	0	1	0	0	2	0	8
Lost	0	0	0	1	1	0	0	0	1	0	0	0	0	0	0	0	0	3
<b>PUNTING</b>																		
Yards	198	218	49	263	210	123	209	241	146	72	0	202	143	125	285	149	200	2,833
Punts	4	5	1	6	4	2	4	5	3	2	0	4	3	3	6	3	4	59
Net Avg.	48.8	38.0	49.0	43.5	35.5	48.0	28.3	44.8	45.0	36.0	0.0	44.3	45.0	37.7	41.3	40.0	46.3	41.6
Gross Avg.	49.5	43.6	49.0	43.8	52.5	61.5	52.3	48.2	48.7	36.0	0.0	50.5	47.7	41.7	47.5	49.7	50.0	48.0
<b>SCORING</b>																		
Points	20	18	47	24	34	35	16	30	28	12	52	23	6	32	19	13	26	435
Q1	0	7	13	7	7	0	7	0	7	3	7	0	3	7	0	0	7	75
Q2	7	6	21	10	3	14	3	13	9	0	21	6	0	0	13	3	13	142
Q3	7	3	3	0	0	7	0	7	6	3	14	10	3	10	0	7	0	80
Q4	6	2	10	7	24	14	6	10	6	6	10	7	0	15	6	3	3	135
OT	0	0	0	0	0	0	0	0	0	0	0	0	0	0	0	0	3	3
TD Rushing	1	1	2	1	1	1	0	2	2	0	3	1	0	1	2	0	1	19
TD Passing	1	0	4	2	3	4	2	1	2	0	4	1	0	3	0	1	1	29
TD KO Returns	0	0	0	0	0	0	0	0	0	0	0	0	0	0	0	0	0	0
TD Punt Returns	0	0	0	0	0	0	0	0	0	0	0	0	0	0	0	0	0	0
TD Sp. Teams	0	0	0	0	0	0	0	0	0	0	0	0	0	0	0	0	0	0
TD Def. Returns	0	0	0	0	0	0	0	0	0	0	0	0	0	0	0	0	0	0
FG Attempts	3	3	2	1	2	1	1	3	2	4	1	3	2	2	3	2	5	40
FG Made	2	3	2	1	2	0	1	3	1	4	1	3	2	1	2	2	4	34
Safety	0	1	0	0	0	0	0	0	0	0	0	0	0	0	0	0	0	1
2-Pt Attempts	0	0	0	0	0	0	1	0	3	0	0	0	0	1	1	0	0	6
2-Pt Made	0	0	0	0	0	0	0	0	0	0	0	0	0	1	0	0	0	1
Time of Possession	33:10	34:23	31:40	33:17	31:32	30:40	26:45	34:09	38:12	42:19	39:06	32:17	31:44	25:36	34:18	30:40	35:58	565:46



# 2024 THIRD DOWN EFFICIENCY

JAGUARS												
Date	Opponent	3rd & 1	3rd & 2	3rd & 3	3rd & 4	3rd & 5	3rd & 6	3rd & 7	3rd & 8	3rd & 9	3rd & 10+	Total
09/08	at Miami	0 / 1	0 / 0	0 / 0	0 / 0	0 / 3	0 / 0	0 / 0	1 / 1	0 / 1	1 / 4	2 / 10
09/15	Cleveland	1 / 1	0 / 0	0 / 0	0 / 1	0 / 1	0 / 0	1 / 3	0 / 1	0 / 0	1 / 2	3 / 9
09/23	at Buffalo	0 / 1	1 / 3	1 / 1	0 / 0	0 / 0	0 / 1	0 / 0	0 / 1	0 / 2	0 / 4	2 / 13
09/29	at Houston	0 / 2	0 / 0	1 / 1	2 / 3	0 / 1	0 / 0	0 / 0	0 / 0	0 / 2	1 / 3	4 / 12
10/06	Indianapolis	1 / 2	0 / 1	0 / 0	1 / 1	0 / 0	1 / 2	0 / 0	0 / 0	0 / 1	0 / 3	3 / 10
10/13	at Chicago	0 / 1	2 / 2	0 / 1	1 / 2	2 / 3	1 / 1	1 / 1	0 / 1	0 / 0	0 / 3	7 / 15
10/20	New England	1 / 1	1 / 2	0 / 1	2 / 2	0 / 0	1 / 2	0 / 1	1 / 1	0 / 0	0 / 0	6 / 10
10/27	Green Bay	0 / 1	0 / 2	0 / 1	0 / 1	1 / 1	0 / 0	0 / 1	0 / 1	0 / 0	0 / 1	1 / 9
11/03	at Philadelphia	1 / 2	0 / 0	0 / 1	0 / 1	0 / 4	0 / 0	1 / 1	0 / 0	0 / 0	1 / 1	3 / 10
11/10	Minnesota	1 / 2	0 / 0	0 / 0	2 / 2	0 / 0	1 / 1	0 / 0	0 / 1	1 / 1	0 / 4	5 / 11
11/17	at Detroit	0 / 1	1 / 1	0 / 0	0 / 1	1 / 1	0 / 0	0 / 2	0 / 1	0 / 1	0 / 2	2 / 10
12/01	Houston	1 / 1	0 / 0	1 / 4	0 / 0	1 / 2	0 / 0	0 / 0	0 / 1	0 / 1	2 / 6	5 / 15
12/08	at Tennessee	1 / 1	1 / 1	1 / 2	1 / 2	0 / 0	0 / 1	0 / 0	0 / 1	0 / 1	2 / 4	6 / 13
12/15	N.Y. Jets	2 / 3	2 / 2	0 / 0	1 / 1	0 / 1	1 / 1	1 / 2	0 / 0	0 / 0	1 / 5	8 / 15
12/22	at Las Vegas	1 / 2	0 / 0	1 / 1	1 / 1	0 / 1	1 / 1	0 / 0	1 / 3	1 / 1	0 / 5	6 / 15
12/29	Tennessee	4 / 4	2 / 2	0 / 0	0 / 1	0 / 0	0 / 1	1 / 1	0 / 1	0 / 0	1 / 3	8 / 13
01/05	at Indianapolis	1 / 2	1 / 1	1 / 1	1 / 2	0 / 0	0 / 1	0 / 0	0 / 1	0 / 1	1 / 5	5 / 14
TOTALS		15 / 28	11 / 17	6 / 14	12 / 21	5 / 18	6 / 12	5 / 12	3 / 15	2 / 12	11 / 55	76 / 204
		53.6%	64.7%	42.9%	57.1%	27.8%	50.0%	41.7%	20.0%	16.7%	20.0%	37.3%

OPPONENT												
Date	Opponent	3rd & 1	3rd & 2	3rd & 3	3rd & 4	3rd & 5	3rd & 6	3rd & 7	3rd & 8	3rd & 9	3rd & 10+	Total
09/08	at Miami	3 / 3	1 / 1	1 / 3	0 / 0	1 / 1	0 / 0	0 / 0	1 / 2	0 / 0	1 / 6	8 / 16
09/15	Cleveland	0 / 0	0 / 0	0 / 3	0 / 0	1 / 1	0 / 2	0 / 0	1 / 1	0 / 0	0 / 7	2 / 14
09/23	at Buffalo	1 / 2	0 / 0	1 / 1	0 / 0	1 / 2	1 / 2	0 / 2	0 / 0	1 / 1	1 / 1	6 / 11
09/29	at Houston	0 / 0	1 / 1	2 / 2	1 / 1	0 / 0	0 / 1	1 / 2	1 / 1	0 / 0	1 / 5	7 / 13
10/06	Indianapolis	1 / 2	0 / 0	2 / 2	1 / 1	0 / 1	1 / 2	0 / 2	1 / 1	0 / 1	1 / 2	7 / 14
10/13	at Chicago	0 / 1	0 / 0	0 / 0	0 / 0	2 / 3	1 / 2	0 / 2	1 / 1	1 / 1	0 / 1	5 / 11
10/20	New England	0 / 0	0 / 0	2 / 2	1 / 1	0 / 0	0 / 1	0 / 1	1 / 1	0 / 0	2 / 6	6 / 12
10/27	Green Bay	1 / 1	0 / 0	0 / 0	1 / 1	1 / 3	0 / 1	0 / 1	0 / 0	0 / 2	0 / 2	3 / 11
11/03	at Philadelphia	1 / 2	0 / 1	1 / 1	1 / 2	0 / 0	2 / 5	1 / 1	0 / 0	1 / 1	2 / 4	9 / 17
11/10	Minnesota	0 / 1	0 / 1	2 / 2	0 / 1	1 / 1	0 / 1	2 / 5	0 / 0	0 / 0	0 / 2	5 / 14
11/17	at Detroit	0 / 1	0 / 0	2 / 4	2 / 2	0 / 0	0 / 1	1 / 1	0 / 0	1 / 1	0 / 0	6 / 10
12/01	Houston	2 / 2	0 / 1	0 / 1	2 / 2	0 / 0	0 / 0	0 / 1	0 / 1	0 / 0	1 / 5	5 / 13
12/08	at Tennessee	4 / 4	0 / 1	1 / 2	2 / 3	0 / 1	1 / 2	0 / 0	0 / 0	0 / 0	0 / 3	8 / 16
12/15	N.Y. Jets	0 / 0	0 / 0	0 / 0	1 / 1	2 / 3	0 / 2	0 / 0	0 / 1	0 / 1	1 / 2	4 / 10
12/22	at Las Vegas	1 / 1	0 / 0	1 / 1	2 / 2	0 / 2	0 / 2	0 / 0	0 / 0	0 / 0	0 / 6	4 / 14
12/29	Tennessee	1 / 1	3 / 3	0 / 0	2 / 2	0 / 0	0 / 0	0 / 0	1 / 1	0 / 1	0 / 6	7 / 14
01/05	at Indianapolis	1 / 1	1 / 1	1 / 2	0 / 0	1 / 2	0 / 3	0 / 3	0 / 1	0 / 0	1 / 2	5 / 15
TOTALS		16 / 22	6 / 10	16 / 26	16 / 19	10 / 20	6 / 27	5 / 21	7 / 11	4 / 9	11 / 60	97 / 225
		72.7%	60.0%	61.5%	84.2%	50.0%	22.2%	23.8%	63.6%	44.4%	18.3%	43.1%





# 2024 FOURTH DOWN EFFICIENCY

Date	Opponent	JAGUARS						OPPONENT					
		4th & 1	4th & 2	4th & 3	4th & 4	4th & 5+	Total	4th & 1	4th & 2	4th & 3	4th & 4	4th & 5+	Total
09/08	at Miami	0 / 1	0 / 0	0 / 0	0 / 0	0 / 0	0 / 1	0 / 0	0 / 0	0 / 1	0 / 0	0 / 1	0 / 2
09/15	Cleveland	0 / 0	0 / 0	0 / 0	0 / 0	0 / 0	0 / 0	3 / 3	0 / 0	0 / 0	0 / 0	0 / 0	3 / 3
09/23	at Buffalo	4 / 4	0 / 1	0 / 0	0 / 0	0 / 3	4 / 8	1 / 1	0 / 0	1 / 1	0 / 0	0 / 0	2 / 2
09/29	at Houston	0 / 1	0 / 0	0 / 0	0 / 0	0 / 0	0 / 1	0 / 0	0 / 0	0 / 0	0 / 0	0 / 0	0 / 0
10/06	Indianapolis	1 / 1	0 / 1	0 / 0	0 / 0	0 / 0	1 / 2	1 / 1	0 / 0	0 / 0	0 / 0	0 / 0	1 / 1
10/13	at Chicago	1 / 1	0 / 0	0 / 0	0 / 0	1 / 1	2 / 2	0 / 0	0 / 0	1 / 1	0 / 0	0 / 0	1 / 1
10/20	New England	0 / 1	0 / 0	0 / 0	0 / 0	0 / 0	0 / 1	0 / 0	0 / 0	0 / 0	0 / 0	0 / 1	0 / 1
10/27	Green Bay	1 / 1	0 / 0	0 / 0	0 / 0	0 / 0	1 / 1	0 / 0	0 / 0	0 / 0	0 / 0	0 / 0	0 / 0
11/03	at Philadelphia	0 / 1	0 / 0	0 / 0	0 / 0	1 / 1	1 / 2	0 / 1	0 / 0	0 / 1	0 / 0	0 / 0	0 / 2
11/10	Minnesota	0 / 0	0 / 0	0 / 0	0 / 0	0 / 0	0 / 0	1 / 1	0 / 0	0 / 0	0 / 0	0 / 0	1 / 1
11/17	at Detroit	1 / 1	0 / 0	0 / 0	0 / 0	0 / 1	1 / 2	1 / 1	2 / 2	0 / 0	0 / 0	0 / 0	3 / 3
12/01	Houston	0 / 0	1 / 1	0 / 0	0 / 0	1 / 1	2 / 2	0 / 0	1 / 1	0 / 0	0 / 0	0 / 0	1 / 1
12/08	at Tennessee	0 / 0	1 / 1	0 / 0	0 / 0	0 / 0	1 / 1	0 / 0	0 / 1	0 / 1	0 / 0	0 / 1	0 / 3
12/15	N.Y. Jets	0 / 0	0 / 0	0 / 0	0 / 0	0 / 0	0 / 0	0 / 0	0 / 0	0 / 0	0 / 0	1 / 1	1 / 1
12/22	at Las Vegas	1 / 1	0 / 0	0 / 0	0 / 0	0 / 1	1 / 2	0 / 0	0 / 0	0 / 0	0 / 0	0 / 0	0 / 0
12/29	Tennessee	0 / 0	0 / 0	0 / 0	0 / 0	0 / 0	0 / 0	0 / 0	0 / 0	1 / 1	0 / 0	0 / 1	1 / 2
01/05	at Indianapolis	0 / 0	0 / 0	0 / 0	0 / 0	0 / 1	0 / 1	0 / 1	0 / 0	0 / 0	0 / 0	0 / 0	0 / 1
TOTALS		9 / 13	2 / 4	0 / 0	0 / 0	3 / 9	14 / 26	7 / 9	3 / 4	3 / 6	0 / 0	1 / 5	14 / 24
		69.2%	50.0%	0.0%	0.0%	33.3%	53.8%	77.8%	75.0%	50.0%	0.0%	20.0%	58.3%



# 2024 GAME SUMMARIES



## WEEK 1

65,582 ■ Hard Rock Stadium ■ Sep 8, 2024



Jacksonville Jaguars ..... 7 10 0 0 – 17  
Miami Dolphins ..... 0 7 7 6 – 20

### SCORING DRIVES

TEAM	QTR	TIME	SCORING PLAY	JAX	MIA
Jaguars	1	04:31	T.Etienne 1 yd. run (C.Little kick) (6-96, 3:18)	7	0
Jaguars	2	06:21	B.Thomas 14 yd. pass from T.Lawrence (C.Little kick) (8-55, 5:31)	14	0
Dolphins	2	01:04	D.Achane 1 yd. run (J.Sanders kick) (12-70, 5:17)	14	7
Jaguars	2	00:00	C.Little 53 yd. Field Goal (6-43, 1:04)	17	7
Dolphins	3	02:08	T.Hill 80 yd. pass from T.Tagovailoa (J.Sanders kick) (1-80, 0:11)	17	14
Dolphins	4	04:22	J.Sanders 37 yd. Field Goal (12-73, 6:44)	17	17
Dolphins	4	00:00	J.Sanders 52 yd. Field Goal (8-31, 2:09)	17	20

### JACKSONVILLE JAGUARS

PASSING	ATT	CP	YDS	SK/YD	TD	LG	INT	RTG
Trevor Lawrence	21	12	162	3/23	1	30	0	97.7
<b>TOTAL</b>	<b>21</b>	<b>12</b>	<b>162</b>	<b>3/23</b>	<b>1</b>	<b>30</b>	<b>0</b>	<b>97.7</b>

RUSHING	ATT	YDS	AVG	LG	TD
Tank Bigsby	12	73	6.1	26	0
Travis Etienne Jr.	12	44	3.7	11	1
Trevor Lawrence	1	8	8.0	8	0
Devin Duvernay	1	3	3.0	3	0
<b>TOTAL</b>	<b>26</b>	<b>128</b>	<b>4.9</b>	<b>26</b>	<b>1</b>

RECEIVING	NO	YDS	AVG	LG	TD
Brian Thomas Jr.	4	47	11.8	18	1
Gabe Davis	3	62	20.7	22	0
Travis Etienne Jr.	2	15	7.5	12	0
Christian Kirk	1	30	30.0	30	0
Evan Engram	1	5	5.0	5	0
Parker Washington	1	3	3.0	3	0
<b>TOTAL</b>	<b>12</b>	<b>162</b>	<b>13.5</b>	<b>30</b>	<b>1</b>

TOP DEFENSE	TOT	SOLO	AST	SCK	YDS	INT
Foyesade Oluokun	11	9	2	0.0	0.0	0
Devin Lloyd	9	7	2	0.0	0.0	0
Antonio Johnson	9	5	4	0.0	0.0	0

FIELD GOALS	FGM/FGA	PERCENT	RESULTS
Cam Little	1-1	100.0	53G
<b>TOTAL</b>	<b>1-1</b>	<b>100.0</b>	

### MIAMI DOLPHINS

PASSING	ATT	CP	YDS	SK/YD	TD	LG	INT	RTG
Tua Tagovailoa	37	23	338	3/19	1	80t	0	101.0
<b>TOTAL</b>	<b>37</b>	<b>23</b>	<b>338</b>	<b>3/19</b>	<b>1</b>	<b>80T</b>	<b>0</b>	<b>101.0</b>

RUSHING	ATT	YDS	AVG	LG	TD
Jeff Wilson Jr.	5	26	5.2	14	0
De'Von Achane	10	24	2.4	9	1
Tua Tagovailoa	1	11	11.0	11	0
Raheem Mostert	6	9	1.5	6	0
Alec Ingold	2	8	4.0	6	0
Jaylen Waddle	1	3	3.0	3	0
<b>TOTAL</b>	<b>25</b>	<b>81</b>	<b>3.2</b>	<b>14</b>	<b>1</b>

RECEIVING	NO	YDS	AVG	LG	TD
Tyreek Hill	7	130	18.6	80t	1
De'Von Achane	7	76	10.9	39	0
Jaylen Waddle	5	109	21.8	63	0
Raheem Mostert	2	10	5.0	7	0
Jonnu Smith	1	7	7.0	7	0
Julian Hill	1	6	6.0	6	0
<b>TOTAL</b>	<b>23</b>	<b>338</b>	<b>14.7</b>	<b>80T</b>	<b>1</b>

TOP DEFENSE	TOT	SOLO	AST	SCK	YDS	INT
David Long Jr.	8	7	1	0.0	0.0	0
Kendall Fuller	6	4	2	0.0	0.0	0
Jordan Poyer	6	3	3	0.0	0.0	0

FIELD GOALS	FGM/FGA	PERCENT	RESULTS
Jason Sanders	2-3	66.7	42WL, 37G, 52G
<b>TOTAL</b>	<b>2-3</b>	<b>66.7</b>	

### Team Statistics

	Jaguars	Dolphins
First Downs	17	18
3rd-Down Eff. (Made/Att/Pct)	2/10/20%	8/16/50%
4th-Down Eff. (Made/Att/Pct)	0/1/0%	0/2/0%
Total Net Yards	267	400
Total Plays	50	65
Yards Per Play	5.3	6.2
Rushes/Net Yards	26/128	25/81
Net Passing	139	319
Pass Attempts/Completions	21/12	37/23
Had Intercepted	0	0
Sacked/Yards Lost	3/23	3/19
Punts/Average	6/51.8	4/49.5
Penalties/Yards	8/71	9/103
Fumbles/Lost	2/1	0/0
Possession Time	26:50	33:10



# 2024 GAME SUMMARIES



## WEEK 2

60,105 ■ EverBank Stadium ■ Sep 15, 2024



Cleveland Browns ..... 7    6    3    2    –    18  
Jacksonville Jaguars ..... 0    3    7    3    –    13

### SCORING DRIVES

TEAM	QTR	TIME	SCORING PLAY	CLE	JAX
Browns	1	02:29	D.Watson 1 yd. run (D.Hopkins kick) (16-89, 9:14)	7	0
Browns	2	09:52	D.Hopkins 53 yd. Field Goal (12-41, 6:35)	10	0
Jaguars	2	04:44	C.Little 22 yd. Field Goal (11-66, 5:08)	10	3
Browns	2	00:27	D.Hopkins 38 yd. Field Goal (8-52, 4:17)	13	3
Browns	3	10:20	D.Hopkins 44 yd. Field Goal (6-23, 2:16)	16	3
Jaguars	3	01:11	T.Etienne 4 yd. run (C.Little kick) (3-72, 1:18)	16	10
Jaguars	4	07:32	C.Little 25 yd. Field Goal (13-83, 6:42)	16	13
Browns	4	01:44	T.Lawrence sacked in end zone by A.Wright for a Safety	18	13

### JACKSONVILLE JAGUARS

PASSING	ATT	CP	YDS	SK/YD	TD	LG	INT	RTG
Trevor Lawrence	30	14	220	4/24	0	66	0	71.5
TOTAL	30	14	220	4/24	0	66	0	71.5

RUSHING	ATT	YDS	AVG	LG	TD
Travis Etienne Jr.	13	52	4.0	20	1
Trevor Lawrence	2	45	22.5	33	0
D'Ernest Johnson	5	26	5.2	9	0
Devin Duvernay	1	4	4.0	4	0
TOTAL	21	127	6.0	33	1

RECEIVING	NO	YDS	AVG	LG	TD
Brenton Strange	3	65	21.7	30	0
Gabe Davis	3	43	14.3	22	0
Travis Etienne Jr.	3	6	2.0	8	0
Brian Thomas Jr.	2	94	47.0	66	0
Luke Farrell	2	13	6.5	7	0
Christian Kirk	1	-1	-1.0	-1	0
TOTAL	14	220	15.7	66	0

TOP DEFENSE	TOT	SOLO	AST	SCK	YDS	INT
Montaric Brown	11	11	0	0.0	0.0	0
Devin Lloyd	8	5	3	0.0	0.0	0
Foyesade Oluokun	8	2	6	1.0	9.0	0

FIELD GOALS	FGM/FGA	PERCENT	RESULTS
Cam Little	2-3	66.7	22G, 43RU, 25G
TOTAL	2-3	66.7	

### CLEVELAND BROWNS

PASSING	ATT	CP	YDS	SK/YD	TD	LG	INT	RTG
Deshaun Watson	34	22	186	2/14	0	30	0	78.8
TOTAL	34	22	186	2/14	0	30	0	78.8

RUSHING	ATT	YDS	AVG	LG	TD
Jerome Ford	7	64	9.1	36	0
D'Onta Foreman	14	42	3.0	9	0
Deshaun Watson	5	20	4.0	9	1
Jameis Winston	2	4	2.0	2	0
Pierre Strong Jr.	1	-5	-5.0	-5	0
TOTAL	29	125	4.3	36	1

RECEIVING	NO	YDS	AVG	LG	TD
Elijah Moore	6	44	7.3	22	0
Jerry Jeudy	5	73	14.6	30	0
David Bell	3	27	9.0	12	0
Amari Cooper	3	11	3.7	7	0
Jordan Akins	1	10	10.0	10	0
Pierre Strong Jr.	1	10	10.0	10	0
D'Onta Foreman	1	9	9.0	9	0
Cedric Tillman	1	2	2.0	2	0
Jerome Ford	1	0	0.0	0	0
TOTAL	22	186	8.5	30	0

TOP DEFENSE	TOT	SOLO	AST	SCK	YDS	INT
Jeremiah Owusu-Koramoah	7	6	1	0.0	0.0	0
Grant Delpit	6	5	1	0.0	0.0	0
Myles Garrett	3	3	0	1.0	9.0	0

FIELD GOALS	FGM/FGA	PERCENT	RESULTS
Dustin Hopkins	3-3	100.0	53G, 38G, 44G
TOTAL	3-3	100.0	

### Team Statistics

	Browns	Jaguars
First Downs	17	18
3rd-Down Eff. (Made/Att/Pct)	2/14/14%	3/9/33%
4th-Down Eff. (Made/Att/Pct)	3/3/100%	0/0/0%
Total Net Yards	297	323
Total Plays	65	55
Yards Per Play	4.6	5.9
Rushes/Net Yards	29/125	21/127
Net Passing	172	196
Pass Attempts/Completions	34/22	30/14
Had Intercepted	0	0
Sacked/Yards Lost	2/14	4/24
Punts/Average	5/43.6	3/52.0
Penalties/Yards	13/100	6/52
Fumbles/Lost	1/0	1/0
Possession Time	34:23	25:37



# 2024 GAME SUMMARIES



## WEEK 3

70,316 ■ Highmark Stadium ■ Sep 23, 2024



Jacksonville Jaguars ..... 0 3 7 0 – 10  
Buffalo Bills ..... 13 21 3 10 – 47

### SCORING DRIVES

TEAM	QTR	TIME	SCORING PLAY	JAX	BUF
Bills	1	09:34	J.Cook 6 yd. run (kick blocked) (10-70, 5:26)	0	6
Bills	1	03:25	D.Kincaid 6 yd. pass from J.Allen (T.Bass kick) (11-65, 5:12)	0	13
Jaguars	2	10:39	C.Little 41 yd. Field Goal (14-47, 7:46)	3	13
Bills	2	06:19	K.Coleman 24 yd. pass from J.Allen (T.Bass kick) (8-68, 4:20)	3	20
Bills	2	02:04	K.Shakir 27 yd. pass from J.Allen (T.Bass kick) (5-41, 2:09)	3	27
Bills	2	00:19	Ty.Johnson 16 yd. pass from J.Allen (T.Bass kick) (5-64, 0:53)	3	34
Jaguars	3	11:15	B.Strange 6 yd. pass from T.Lawrence (C.Little kick) (8-70, 3:45)	10	34
Bills	3	05:03	T.Bass 27 yd. Field Goal (11-61, 6:12)	10	37
Bills	4	07:45	T.Bass 43 yd. Field Goal (4-7, 2:13)	10	40
Bills	4	04:04	R.Davis 3 yd. run (T.Bass kick) (4-21, 2:17)	10	47

### JACKSONVILLE JAGUARS

PASSING	ATT	CP	YDS	SK/YD	TD	LG	INT	RTG
Trevor Lawrence	38	21	178	4/36	1	24	1	65.5
Mac Jones	8	5	22	1/17	0	9	0	66.7
TOTAL	46	26	200	5/53	1	24	1	65.5

RUSHING	ATT	YDS	AVG	LG	TD
Travis Etienne Jr.	11	68	6.2	22	0
D'Ernest Johnson	2	12	6.0	11	0
Tank Bigsby	2	9	4.5	7	0
Trevor Lawrence	2	3	1.5	2	0
TOTAL	17	92	5.4	22	0

RECEIVING	NO	YDS	AVG	LG	TD
Christian Kirk	8	79	9.9	24	0
Brian Thomas Jr.	5	48	9.6	16	0
Travis Etienne Jr.	4	17	4.3	8	0
Gabe Davis	2	18	9.0	13	0
Parker Washington	2	18	9.0	12	0
Brenton Strange	2	12	6.0	6t	1
Josiah Deguara	1	8	8.0	8	0
Luke Farrell	1	1	1.0	1	0
Devin Duvernay	1	-1	-1.0	-1	0
TOTAL	26	200	7.7	24	1

TOP DEFENSE	TOT	SOLO	AST	SCK	YDS	INT
Montaric Brown	7	4	3	0.0	0.0	0
Chad Muma	7	2	5	0.0	0.0	0
Antonio Johnson	6	5	1	0.0	0.0	0

FIELD GOALS	FGM/FGA	PERCENT	RESULTS
Cam Little	1-1	100.0	41G
TOTAL	1-1	100.0	

### BUFFALO BILLS

PASSING	ATT	CP	YDS	SK/YD	TD	LG	INT	RTG
Josh Allen	30	23	263	0/0	4	28	0	142.1
Mitchell Trubisky	1	1	3	0/0	0	3	0	79.2
TOTAL	31	24	266	0/0	4	28	0	141.9

RUSHING	ATT	YDS	AVG	LG	TD
Josh Allen	6	44	7.3	13	0
James Cook	11	39	3.5	13	1
Ray Davis	7	22	3.1	10	1
Ty Johnson	3	18	6.0	18	0
Curtis Samuel	1	0	0.0	0	0
Mitchell Trubisky	1	-1	-1.0	-1	0
TOTAL	29	122	4.2	18	2

RECEIVING	NO	YDS	AVG	LG	TD
Khalil Shakir	6	72	12.0	27t	1
James Cook	4	48	12.0	19	0
Dalton Kincaid	3	41	13.7	28	1
Ty Johnson	3	28	9.3	16t	1
Curtis Samuel	3	22	7.3	10	0
Keon Coleman	1	24	24.0	24t	1
Mack Hollins	1	16	16.0	16	0
Dawson Knox	1	7	7.0	7	0
Marquez Valdes-Scantling	1	7	7.0	7	0
Ray Davis	1	1	1.0	1	0
TOTAL	24	266	11.1	28	4

TOP DEFENSE	TOT	SOLO	AST	SCK	YDS	INT
Dorian Williams	10	7	3	0.0	0.0	0
Cam Lewis	8	5	3	0.0	0.0	0
Baylon Spector	6	3	3	0.0	0.0	0

FIELD GOALS	FGM/FGA	PERCENT	RESULTS
Tyler Bass	2-2	100.0	27G, 43G
TOTAL	2-2	100.0	

### Team Statistics

	Jaguars	Bills
First Downs	19	25
3rd-Down Eff. (Made/Att/Pct)	2/13/15%	6/11/55%
4th-Down Eff. (Made/Att/Pct)	4/8/50%	2/2/100%
Total Net Yards	239	388
Total Plays	68	60
Yards Per Play	3.5	6.5
Rushes/Net Yards	17/92	29/122
Net Passing	147	266
Pass Attempts/Completions	46/26	31/24
Had Intercepted	1	0
Sacked/Yards Lost	5/53	0/0
Punts/Average	2/54.5	1/49.0
Penalties/Yards	7/45	6/47
Fumbles/Lost	1/1	0/0
Possession Time	28:20	31:40



# 2024 GAME SUMMARIES



## WEEK 4

71,115 ■ NRG Stadium ■ Sep 29, 2024



Jacksonville Jaguars ..... 10    3    7    0    –    20  
Houston Texans ..... 7    10    0    7    –    24

### SCORING DRIVES

TEAM	QTR	TIME	SCORING PLAY	JAX	HOU
Jaguars	1	12:44	B.Thomas 2 yd. pass from T.Lawrence (C.Little kick) (1-2, 0:04)	7	0
Texans	1	07:23	S.Diggs 6 yd. run (K.Fairbairn kick) (9-70, 5:21)	7	7
Jaguars	1	02:41	C.Little 41 yd. Field Goal (9-54, 4:42)	10	7
Texans	2	07:19	N.Collins 3 yd. pass from C.Stroud (K.Fairbairn kick) (12-74, 7:27)	10	14
Jaguars	2	03:49	C.Little 52 yd. Field Goal (7-39, 3:30)	13	14
Texans	2	00:03	K.Fairbairn 30 yd. Field Goal (11-59, 3:46)	13	17
Jaguars	3	06:16	C.Kirk 8 yd. pass from T.Lawrence (C.Little kick) (7-74, 4:00)	20	17
Texans	4	00:18	D.Ogunbowale 1 yd. pass from C.Stroud (K.Fairbairn kick) (9-69, 2:36)	20	24

### JACKSONVILLE JAGUARS

PASSING	ATT	CP	YDS	SK/YD	TD	LG	INT	RTG
Trevor Lawrence	33	18	169	1/14	2	32	0	89.1
TOTAL	33	18	169	1/14	2	32	0	89.1

RUSHING	ATT	YDS	AVG	LG	TD
Tank Bigsby	7	90	12.9	58	0
Travis Etienne Jr.	11	50	4.5	13	0
Brian Thomas Jr.	1	13	13.0	13	0
Trevor Lawrence	3	5	1.7	6	0
D'Ernest Johnson	2	0	0.0	1	0
TOTAL	24	158	6.6	58	0

RECEIVING	NO	YDS	AVG	LG	TD
Christian Kirk	7	61	8.7	20	1
Brian Thomas Jr.	6	86	14.3	32	1
Brenton Strange	3	19	6.3	11	0
Travis Etienne Jr.	1	10	10.0	10	0
Gabe Davis	1	-2	-2.0	5	0
TOTAL	18	169	9.4	32	2

TOP DEFENSE	TOT	SOLO	AST	SCK	YDS	INT
Ventrell Miller	10	7	3	0.0	0.0	0
Montaric Brown	8	5	3	0.0	0.0	0
Chad Muma	8	3	5	0.0	0.0	0

FIELD GOALS	FGM/FGA	PERCENT	RESULTS
Cam Little	2-2	100.0	41G, 52G
TOTAL	2-2	100.0	

### HOUSTON TEXANS

PASSING	ATT	CP	YDS	SK/YD	TD	LG	INT	RTG
C.J. Stroud	40	27	345	2/11	2	31	0	110.9
TOTAL	40	27	345	2/11	2	31	0	110.9

RUSHING	ATT	YDS	AVG	LG	TD
Cam Akers	13	53	4.1	15	0
J.J. Taylor	6	18	3.0	7	0
C.J. Stroud	3	17	5.7	11	0
Dare Ogunbowale	2	7	3.5	6	0
Stefon Diggs	1	6	6.0	6t	1
Steven Sims	1	0	0.0	0	0
TOTAL	26	101	3.9	15	1

RECEIVING	NO	YDS	AVG	LG	TD
Nico Collins	12	151	12.6	26	1
Stefon Diggs	5	69	13.8	28	0
Dare Ogunbowale	4	47	11.8	31	1
Dalton Schultz	3	34	11.3	23	0
Cade Stover	1	27	27.0	27	0
Robert Woods	1	10	10.0	10	0
John Metchie III	1	7	7.0	7	0
TOTAL	27	345	12.8	31	2

TOP DEFENSE	TOT	SOLO	AST	SCK	YDS	INT
Kamari Lassiter	6	5	1	0.0	0.0	0
Henry To'oTo'o	6	3	3	0.0	0.0	0
Calen Bullock	5	3	2	0.0	0.0	0

FIELD GOALS	FGM/FGA	PERCENT	RESULTS
Ka'imi Fairbairn	1-1	100.0	30G
TOTAL	1-1	100.0	

### Team Statistics

	Jaguars	Texans
First Downs	17	26
3rd-Down Eff. (Made/Att/Pct)	4/12/33%	7/13/54%
4th-Down Eff. (Made/Att/Pct)	0/1/0%	0/0/0%
Total Net Yards	313	435
Total Plays	58	68
Yards Per Play	5.4	6.4
Rushes/Net Yards	24/158	26/101
Net Passing	155	334
Pass Attempts/Completions	33/18	40/27
Had Intercepted	0	0
Sacked/Yards Lost	1/14	2/11
Punts/Average	5/50.6	6/43.8
Penalties/Yards	6/44	12/93
Fumbles/Lost	1/0	1/1
Possession Time	26:43	33:17





# 2024 GAME SUMMARIES



## WEEK 5

60,214 ■ EverBank Stadium ■ Oct 6, 2024



Indianapolis Colts ..... 7 3 0 24 – 34  
Jacksonville Jaguars ..... 0 13 7 17 – 37

### SCORING DRIVES

TEAM	QTR	TIME	SCORING PLAY	IND	JAX
Colts	1	08:49	M.Pittman 1 yd. pass from J.Flacco (M.Gay kick) (12-71, 6:11)	7	0
Jaguars	2	08:57	C.Little 23 yd. Field Goal (14-84, 7:46)	7	3
Jaguars	2	07:02	B.Thomas 85 yd. pass from T.Lawrence (C.Little kick) (1-85, 0:10)	7	10
Colts	2	01:44	M.Gay 30 yd. Field Goal (12-58, 5:18)	10	10
Jaguars	2	00:04	C.Little 30 yd. Field Goal (1-0, 0:02)	10	13
Jaguars	3	07:13	T.Bigsby 19 yd. run (C.Little kick) (1-19, 0:08)	10	20
Colts	4	14:54	M.Alie-Cox 18 yd. pass from J.Flacco (M.Gay kick) (15-70, 7:19)	17	20
Jaguars	4	09:59	B.Strange 4 yd. pass from T.Lawrence (C.Little kick) (7-70, 4:55)	17	27
Colts	4	06:00	M.Gay 37 yd. Field Goal (8-51, 3:59)	20	27
Jaguars	4	05:09	T.Bigsby 65 yd. run (C.Little kick) (2-70, 0:51)	20	34
Colts	4	04:27	T.Sermon 1 yd. run (M.Gay kick) (3-70, 0:42)	27	34
Colts	4	02:40	A.Pierce 65 yd. pass from J.Flacco (M.Gay kick) (2-77, 0:45)	34	34
Jaguars	4	00:17	C.Little 49 yd. Field Goal (8-39, 2:23)	34	37

### JACKSONVILLE JAGUARS

PASSING	ATT	CP	YDS	SK/YD	TD	LG	INT	RTG
Trevor Lawrence	34	28	371	0/0	2	85t	1	119.5
TOTAL	34	28	371	0/0	2	85T	1	119.5

RUSHING	ATT	YDS	AVG	LG	TD
Tank Bigsby	13	101	7.8	65t	2
Travis Etienne Jr.	6	17	2.8	4	0
Trevor Lawrence	2	4	2.0	2	0
Devin Duvernay	1	3	3.0	3	0
D'Ernest Johnson	1	1	1.0	1	0
TOTAL	23	126	5.5	65T	2

RECEIVING	NO	YDS	AVG	LG	TD
Travis Etienne Jr.	6	43	7.2	14	0
Brian Thomas Jr.	5	122	24.4	85t	1
Christian Kirk	4	88	22.0	61	0
Brenton Strange	4	24	6.0	12	1
Gabe Davis	3	38	12.7	21	0
Luke Farrell	2	17	8.5	11	0
D'Ernest Johnson	2	9	4.5	9	0
Tank Bigsby	1	28	28.0	28	0
Josiah Deguara	1	2	2.0	2	0
TOTAL	28	371	13.3	85T	2

TOP DEFENSE	TOT	SOLO	AST	SCK	YDS	INT
Antonio Johnson	11	8	3	0.0	0.0	0
Montaric Brown	8	4	4	0.0	0.0	0
Andre Cisco	7	6	1	0.0	0.0	0

FIELD GOALS	FGM/FGA	PERCENT	RESULTS
Cam Little	3-3	100.0	23G, 30G, 49G
TOTAL	3-3	100.0	

### INDIANAPOLIS COLTS

PASSING	ATT	CP	YDS	SK/YD	TD	LG	INT	RTG
Joe Flacco	44	33	359	4/35	3	65t	0	121.3
Adonai Mitchell	1	1	24	0/0	0	24	0	118.8
TOTAL	45	34	383	4/35	3	65T	0	122.7

RUSHING	ATT	YDS	AVG	LG	TD
Trey Sermon	10	38	3.8	17	1
Tyler Goodson	5	26	5.2	17	0
Joe Flacco	3	22	7.3	21	0
Ashton Dulin	1	9	9.0	9	0
Adonai Mitchell	1	4	4.0	4	0
TOTAL	20	99	5.0	21	1

RECEIVING	NO	YDS	AVG	LG	TD
Josh Downs	9	69	7.7	20	0
Trey Sermon	6	25	4.2	8	0
Michael Pittman Jr.	5	37	7.4	27	1
Adonai Mitchell	4	38	9.5	18	0
Alec Pierce	3	134	44.7	65t	1
Tyler Goodson	3	31	10.3	24	0
Mo Alie-Cox	2	37	18.5	19	1
Will Mallory	1	7	7.0	7	0
Drew Ogletree	1	5	5.0	5	0
TOTAL	34	383	11.3	65T	3

TOP DEFENSE	TOT	SOLO	AST	SCK	YDS	INT
Zaire Franklin	10	2	8	0.0	0.0	0
E.J. Speed	7	6	1	0.0	0.0	0
Jaylon Jones	6	5	1	0.0	0.0	0

FIELD GOALS	FGM/FGA	PERCENT	RESULTS
Matt Gay	2-2	100.0	30G, 37G
TOTAL	2-2	100.0	

### Team Statistics

	Colts	Jaguars
First Downs	25	20
3rd-Down Eff. (Made/Att/Pct)	7/14/50%	3/10/30%
4th-Down Eff. (Made/Att/Pct)	1/1/100%	1/2/50%
Total Net Yards	447	497
Total Plays	69	57
Yards Per Play	6.5	8.7
Rushes/Net Yards	20/99	23/126
Net Passing	348	371
Pass Attempts/Completions	45/34	34/28
Had Intercepted	0	1
Sacked/Yards Lost	4/35	0/0
Punts/Average	4/52.5	2/51.0
Penalties/Yards	5/34	3/25
Fumbles/Lost	1/1	2/1
Possession Time	31:32	28:28



# 2024 GAME SUMMARIES



## WEEK 6

61,182 ■ Tottenham Hotspur Stadium ■ Oct 13, 2024



Jacksonville Jaguars ..... 3    0    7    6    –    16  
Chicago Bears ..... 0    14    7    14    –    35

### SCORING DRIVES

TEAM	QTR	TIME	SCORING PLAY	JAX	CHI
Jaguars	1	04:37	C.Little 30 yd. Field Goal (14-67, 8:12)	3	0
Bears	2	11:07	C.Kmet 31 yd. pass from C.Williams (C.Santos kick) (7-81, 3:46)	3	7
Bears	2	00:13	C.Kmet 2 yd. pass from C.Williams (C.Santos kick) (10-85, 2:55)	3	14
Bears	3	11:22	K.Allen 9 yd. pass from C.Williams (C.Santos kick) (7-41, 3:18)	3	21
Jaguars	3	06:02	G.Davis 21 yd. pass from T.Lawrence (C.Little kick) (11-70, 5:20)	10	21
Bears	4	14:56	K.Allen 3 yd. pass from C.Williams (C.Santos kick) (10-70, 6:06)	10	28
Bears	4	12:29	D.Swift 1 yd. run (C.Santos kick) (3-36, 1:06)	10	35
Jaguars	4	06:58	G.Davis 5 yd. pass from T.Lawrence (pass failed) (17-70, 5:31)	16	35

### JACKSONVILLE JAGUARS

PASSING	ATT	CP	YDS	SK/YD	TD	LG	INT	RTG
Trevor Lawrence	35	23	234	3/20	2	24	1	91.8
Mac Jones	1	1	6	1/10	0	6	0	91.7
TOTAL	36	24	240	4/30	2	24	1	92.4

RUSHING	ATT	YDS	AVG	LG	TD
D'Ernest Johnson	6	28	4.7	13	0
Tank Bigsby	7	24	3.4	8	0
Trevor Lawrence	4	17	4.3	10	0
Travis Etienne Jr.	3	-1	-0.3	1	0
TOTAL	20	68	3.4	13	0

RECEIVING	NO	YDS	AVG	LG	TD
Evan Engram	10	102	10.2	24	0
Gabe Davis	5	45	9.0	21t	2
Christian Kirk	3	39	13.0	15	0
Brian Thomas Jr.	3	27	9.0	13	0
D'Ernest Johnson	2	16	8.0	14	0
Brenton Strange	1	11	11.0	11	0
TOTAL	24	240	10.0	24	2

TOP DEFENSE	TOT	SOLO	AST	SCK	YDS	INT
Ventrell Miller	10	8	2	0.0	0.0	0
Devin Lloyd	9	4	5	0.0	0.0	0
Ronald Darby	8	6	2	0.0	0.0	0

FIELD GOALS	FGM/FGA	PERCENT	RESULTS
Cam Little	1-1	100.0	30G
TOTAL	1-1	100.0	

### CHICAGO BEARS

PASSING	ATT	CP	YDS	SK/YD	TD	LG	INT	RTG
Caleb Williams	29	23	226	3/5	4	31t	1	124.4
TOTAL	29	23	226	3/5	4	31T	1	124.4

RUSHING	ATT	YDS	AVG	LG	TD
D'Andre Swift	17	91	5.4	19	1
Caleb Williams	4	56	14.0	23	0
Roschon Johnson	5	8	1.6	4	0
Tyson Bagent	3	-3	-1.0	-1	0
TOTAL	29	152	5.2	23	1

RECEIVING	NO	YDS	AVG	LG	TD
Cole Kmet	5	70	14.0	31t	2
Keenan Allen	5	41	8.2	11	2
D'Andre Swift	4	28	7.0	19	0
DJ Moore	4	20	5.0	9	0
Rome Odunze	2	40	20.0	28	0
Roschon Johnson	2	25	12.5	17	0
Mercedes Lewis	1	2	2.0	2	0
TOTAL	23	226	9.8	31T	4

TOP DEFENSE	TOT	SOLO	AST	SCK	YDS	INT
Jaylon Jones	10	9	1	0.0	0.0	0
Kyler Gordon	7	5	2	0.0	0.0	0
Kevin Byard III	7	4	3	0.0	0.0	0

FIELD GOALS	FGM/FGA	PERCENT	RESULTS
Cairo Santos	0-1	0.0	43B
TOTAL	0-1	0.0	

### Team Statistics

	Jaguars	Bears
First Downs	17	25
3rd-Down Eff. (Made/Att/Pct)	7/15/47%	5/11/45%
4th-Down Eff. (Made/Att/Pct)	2/2/100%	1/1/100%
Total Net Yards	278	373
Total Plays	60	61
Yards Per Play	4.6	6.1
Rushes/Net Yards	20/68	29/152
Net Passing	210	221
Pass Attempts/Completions	36/24	29/23
Had Intercepted	1	1
Sacked/Yards Lost	4/30	3/5
Punts/Average	4/48.3	2/61.5
Penalties/Yards	8/43	2/10
Fumbles/Lost	2/1	1/0
Possession Time	29:20	30:40



# 2024 GAME SUMMARIES



## WEEK 7

86,651 ■ Wembley Stadium ■ Oct 20, 2024



New England Patriots ..... 7    3    0    6    –    16  
Jacksonville Jaguars ..... 0    22    3    7    –    32

### SCORING DRIVES

TEAM	QTR	TIME	SCORING PLAY	NE	JAX
Patriots	1	08:32	J.Hasty 16 yd. pass from D.Maye (J.Slye kick) (11-68, 6:28)	7	0
Patriots	2	13:31	J.Slye 41 yd. Field Goal (12-63, 6:31)	10	0
Jaguars	2	09:21	B.Thomas 6 yd. pass from T.Lawrence (C.Little kick) (8-68, 4:10)	10	7
Jaguars	2	03:32	T.Bigsby 1 yd. run (C.Little kick) (6-82, 3:37)	10	14
Jaguars	2	01:34	P.Washington 96 yd. punt return (T.Lawrence-B.Thomas pass)	10	22
Jaguars	3	09:42	C.Little 21 yd. Field Goal (12-67, 5:18)	10	25
Patriots	4	08:22	K.Osborn 22 yd. pass from D.Maye (pass failed) (9-94, 2:48)	16	25
Jaguars	4	01:41	T.Bigsby 4 yd. run (C.Little kick) (3-10, 0:13)	16	32

### JACKSONVILLE JAGUARS

PASSING	ATT	CP	YDS	SK/YD	TD	LG	INT	RTG
Trevor Lawrence	20	15	193	0/0	1	58	0	121.5
<b>TOTAL</b>	<b>20</b>	<b>15</b>	<b>193</b>	<b>0/0</b>	<b>1</b>	<b>58</b>	<b>0</b>	<b>121.5</b>

RUSHING	ATT	YDS	AVG	LG	TD
Tank Bigsby	26	118	4.5	13	2
D'Ernest Johnson	9	38	4.2	10	0
Trevor Lawrence	2	13	6.5	11	0
Brian Thomas Jr.	2	2	1.0	1	0
<b>TOTAL</b>	<b>39</b>	<b>171</b>	<b>4.4</b>	<b>13</b>	<b>2</b>

RECEIVING	NO	YDS	AVG	LG	TD
Brian Thomas Jr.	5	89	17.8	58	1
Evan Engram	5	35	7.0	13	0
D'Ernest Johnson	3	32	10.7	26	0
Christian Kirk	1	24	24.0	24	0
Gabe Davis	1	13	13.0	13	0
<b>TOTAL</b>	<b>15</b>	<b>193</b>	<b>12.9</b>	<b>58</b>	<b>1</b>

TOP DEFENSE	TOT	SOLO	AST	SCK	YDS	INT
Devin Lloyd	11	5	6	1.0	5.0	0
Ventrell Miller	9	5	4	0.0	0.0	0
Andre Cisco	5	1	4	0.0	0.0	0

FIELD GOALS	FGM/FGA	PERCENT	RESULTS
Cam Little	1-1	100.0	21G
<b>TOTAL</b>	<b>1-1</b>	<b>100.0</b>	

### NEW ENGLAND PATRIOTS

PASSING	ATT	CP	YDS	SK/YD	TD	LG	INT	RTG
Drake Maye	37	26	276	2/19	2	33	0	109.7
<b>TOTAL</b>	<b>37</b>	<b>26</b>	<b>276</b>	<b>2/19</b>	<b>2</b>	<b>33</b>	<b>0</b>	<b>109.7</b>

RUSHING	ATT	YDS	AVG	LG	TD
Rhamondre Stevenson	7	18	2.6	11	0
Drake Maye	3	18	6.0	15	0
Antonio Gibson	3	4	1.3	3	0
JaMycal Hasty	2	-2	-1.0	2	0
<b>TOTAL</b>	<b>15</b>	<b>38</b>	<b>2.5</b>	<b>15</b>	<b>0</b>

RECEIVING	NO	YDS	AVG	LG	TD
Hunter Henry	8	92	11.5	32	0
JaMycal Hasty	5	49	9.8	16t	1
Austin Hooper	4	32	8.0	11	0
K.J. Osborn	2	26	13.0	22t	1
DeMario Douglas	2	14	7.0	9	0
Rhamondre Stevenson	2	7	3.5	4	0
Kayshon Boutte	1	33	33.0	33	0
Kendrick Bourne	1	14	14.0	14	0
Antonio Gibson	1	9	9.0	9	0
<b>TOTAL</b>	<b>26</b>	<b>276</b>	<b>10.6</b>	<b>33</b>	<b>2</b>

TOP DEFENSE	TOT	SOLO	AST	SCK	YDS	INT
Kyle Dugger	11	9	2	0.0	0.0	0
Christian Elliss	9	4	5	0.0	0.0	0
Anfernee Jennings	7	6	1	0.0	0.0	0

FIELD GOALS	FGM/FGA	PERCENT	RESULTS
Joey Slye	1-1	100.0	41G
<b>TOTAL</b>	<b>1-1</b>	<b>100.0</b>	

### Team Statistics

	Patriots	Jaguars
First Downs	17	23
3rd-Down Eff. (Made/Att/Pct)	6/12/50%	6/10/60%
4th-Down Eff. (Made/Att/Pct)	0/1/0%	0/1/0%
Total Net Yards	295	364
Total Plays	54	59
Yards Per Play	5.5	6.2
Rushes/Net Yards	15/38	39/171
Net Passing	257	193
Pass Attempts/Completions	37/26	20/15
Had Intercepted	0	0
Sacked/Yards Lost	2/19	0/0
Punts/Average	4/52.3	2/35.0
Penalties/Yards	7/35	4/24
Fumbles/Lost	0/0	0/0
Possession Time	26:45	33:15



# 2024 GAME SUMMARIES



## WEEK 8

65,618 ■ EverBank Stadium ■ Oct 27, 2024



Green Bay Packers ..... 0 13 7 10 – 30  
Jacksonville Jaguars ..... 0 10 7 10 – 27

### SCORING DRIVES

TEAM	QTR	TIME	SCORING PLAY	GB	JAX
Packers	2	11:31	J.Jacobs 3 yd. run (B.McManus kick) (3-28, 1:25)	7	0
Packers	2	06:03	B.McManus 31 yd. Field Goal (6-67, 3:21)	10	0
Jaguars	2	02:37	T.Lawrence 6 yd. run (C.Little kick) (6-70, 3:26)	10	7
Packers	2	00:54	B.McManus 38 yd. Field Goal (10-51, 1:43)	13	7
Jaguars	2	00:03	C.Little 39 yd. Field Goal (6-53, 0:51)	13	10
Jaguars	3	05:10	B.Thomas 14 yd. pass from T.Lawrence (C.Little kick) (10-93, 5:33)	13	17
Packers	3	00:21	J.Jacobs 38 yd. run (B.McManus kick) (8-80, 4:49)	20	17
Packers	4	14:06	T.Kraft 3 yd. pass from M.Willis (B.McManus kick) (2-5, 0:40)	27	17
Jaguars	4	05:36	C.Little 47 yd. Field Goal (8-51, 4:04)	27	20
Jaguars	4	01:48	E.Engram 14 yd. pass from T.Lawrence (C.Little kick) (8-87, 2:02)	27	27
Packers	4	00:00	B.McManus 24 yd. Field Goal (7-64, 1:48)	30	27

### JACKSONVILLE JAGUARS

PASSING	ATT	CP	YDS	SK/YD	TD	LG	INT	RTG
Trevor Lawrence	32	21	308	1/9	2	33	1	104.7
TOTAL	32	21	308	1/9	2	33	1	104.7

RUSHING	ATT	YDS	AVG	LG	TD
Tank Bigsby	18	78	4.3	16	0
Trevor Lawrence	4	10	2.5	6t	1
D'Ernest Johnson	1	3	3.0	3	0
TOTAL	23	91	4.0	16	1

RECEIVING	NO	YDS	AVG	LG	TD
Brenton Strange	5	59	11.8	21	0
Evan Engram	4	36	9.0	14t	1
Brian Thomas Jr.	3	60	20.0	28	1
Parker Washington	3	46	15.3	23	0
Christian Kirk	2	59	29.5	33	0
Tank Bigsby	2	8	4.0	6	0
D'Ernest Johnson	1	20	20.0	20	0
Tim Jones	1	20	20.0	20	0
TOTAL	21	308	14.7	33	2

TOP DEFENSE	TOT	SOLO	AST	SCK	YDS	INT
Foyesade Oluokun	9	4	5	0.0	0.0	0
DaVon Hamilton	7	3	4	0.0	0.0	0
Ventrell Miller	6	5	1	0.0	0.0	0

FIELD GOALS	FGM/FGA	PERCENT	RESULTS
Cam Little	2-2	100.0	39G, 47G
TOTAL	2-2	100.0	

### GREEN BAY PACKERS

PASSING	ATT	CP	YDS	SK/YD	TD	LG	INT	RTG
Jordan Love	22	14	196	0/0	0	67	1	73.3
Malik Willis	5	4	56	1/0	1	51	0	152.9
TOTAL	27	18	252	1/0	1	67	1	93.4

RUSHING	ATT	YDS	AVG	LG	TD
Josh Jacobs	25	127	5.1	38t	2
Malik Willis	4	23	5.8	20	0
Chris Brooks	4	16	4.0	8	0
Emanuel Wilson	4	5	1.3	4	0
Jayden Reed	1	0	0.0	0	0
Jordan Love	1	-1	-1.0	-1	0
TOTAL	39	170	4.4	38T	2

RECEIVING	NO	YDS	AVG	LG	TD
Christian Watson	4	39	9.8	14	0
Tucker Kraft	3	78	26.0	67	1
Romeo Doubs	3	72	24.0	29	0
Jayden Reed	2	55	27.5	51	0
Dontayvion Wicks	2	11	5.5	6	0
Emanuel Wilson	2	-2	-1.0	1	0
Chris Brooks	1	1	1.0	1	0
Josh Jacobs	1	-2	-2.0	-2	0
TOTAL	18	252	14.0	67	1

TOP DEFENSE	TOT	SOLO	AST	SCK	YDS	INT
Eric Wilson	9	5	4	0.0	0.0	0
Isaiah McDuffie	8	4	4	0.0	0.0	0
Edgerrin Cooper	8	3	5	1.0	9.0	0

FIELD GOALS	FGM/FGA	PERCENT	RESULTS
Brandon McManus	3-3	100.0	31G, 38G, 24G
TOTAL	3-3	100.0	

### Team Statistics

	Packers	Jaguars
First Downs	22	19
3rd-Down Eff. (Made/Att/Pct)	3/11/27%	1/9/11%
4th-Down Eff. (Made/Att/Pct)	0/0/0%	1/1/100%
Total Net Yards	422	390
Total Plays	67	56
Yards Per Play	6.3	7.0
Rushes/Net Yards	39/170	23/91
Net Passing	252	299
Pass Attempts/Completions	27/18	32/21
Had Intercepted	1	1
Sacked/Yards Lost	1/0	1/9
Punts/Average	5/48.2	5/59.6
Penalties/Yards	3/20	8/59
Fumbles/Lost	0/0	2/1
Possession Time	34:09	25:51



# 2024 GAME SUMMARIES



## WEEK 9

69,879 ■ Lincoln Financial Field ■ Nov 3, 2024



Jacksonville Jaguars ..... 0    0    16    7    –    23  
Philadelphia Eagles ..... 7    9    6    6    –    28

### SCORING DRIVES

TEAM	QTR	TIME	SCORING PLAY	JAX	PHI
Eagles	1	10:22	S.Barkley 20 yd. pass from J.Hurts (J.Elliott kick) (2-20, 0:48)	0	7
Eagles	2	09:20	J.Elliott 43 yd. Field Goal (15-68, 8:53)	0	10
Eagles	2	00:22	S.Barkley 19 yd. run (run failed) (7-42, 1:16)	0	16
Eagles	3	09:25	J.Hurts 18 yd. run (run failed) (7-78, 3:56)	0	22
Jaguars	3	05:26	T.Lawrence 1 yd. run (T.Lawrence-B.Thomas pass) (10-61, 3:59)	8	22
Jaguars	3	05:12	T.Walker 35 yd. fumble return (T.Lawrence-E.Engram pass)	16	22
Eagles	4	07:43	D.Smith 25 yd. pass from J.Hurts (pass failed) (8-91, 5:08)	16	28
Jaguars	4	04:04	T.Lawrence 4 yd. run (C.Little kick) (9-70, 3:39)	23	28

### JACKSONVILLE JAGUARS

PASSING	ATT	CP	YDS	SK/YD	TD	LG	INT	RTG
Trevor Lawrence	31	16	169	2/14	0	24	2	40.9
<b>TOTAL</b>	<b>31</b>	<b>16</b>	<b>169</b>	<b>2/14</b>	<b>0</b>	<b>24</b>	<b>2</b>	<b>40.9</b>

RUSHING	ATT	YDS	AVG	LG	TD
Travis Etienne Jr.	3	24	8.0	16	0
Tank Bigsby	8	22	2.8	10	0
Trevor Lawrence	5	8	1.6	4t	2
D'Ernest Johnson	2	6	3.0	6	0
<b>TOTAL</b>	<b>18</b>	<b>60</b>	<b>3.3</b>	<b>16</b>	<b>2</b>

RECEIVING	NO	YDS	AVG	LG	TD
Evan Engram	5	45	9.0	24	0
Parker Washington	3	41	13.7	18	0
Austin Trammell	2	40	20.0	22	0
Brian Thomas Jr.	2	22	11.0	16	0
Travis Etienne Jr.	2	6	3.0	3	0
Tim Jones	1	10	10.0	10	0
Luke Farrell	1	5	5.0	5	0
<b>TOTAL</b>	<b>16</b>	<b>169</b>	<b>10.6</b>	<b>24</b>	<b>0</b>

TOP DEFENSE	TOT	SOLO	AST	SCK	YDS	INT
Foyesade Oluokun	8	7	1	0.0	0.0	0
Devin Lloyd	8	6	2	0.0	0.0	0
Ventrell Miller	8	4	4	0.0	0.0	0

FIELD GOALS	FGM/FGA	PERCENT	RESULTS
No Field Goals			

### PHILADELPHIA EAGLES

PASSING	ATT	CP	YDS	SK/YD	TD	LG	INT	RTG
Jalen Hurts	24	18	230	3/20	2	46	0	132.3
<b>TOTAL</b>	<b>24</b>	<b>18</b>	<b>230</b>	<b>3/20</b>	<b>2</b>	<b>46</b>	<b>0</b>	<b>132.3</b>

RUSHING	ATT	YDS	AVG	LG	TD
Saquon Barkley	27	159	5.9	21	1
Jalen Hurts	13	67	5.2	21	1
Kenneth Gainwell	5	9	1.8	3	0
Ainias Smith	1	2	2.0	2	0
<b>TOTAL</b>	<b>46</b>	<b>237</b>	<b>5.2</b>	<b>21</b>	<b>2</b>

RECEIVING	NO	YDS	AVG	LG	TD
Grant Calcaterra	5	30	6.0	10	0
DeVonta Smith	4	87	21.8	46	1
Saquon Barkley	3	40	13.3	20t	1
A.J. Brown	2	36	18.0	20	0
Jahan Dotson	1	36	36.0	36	0
Kenneth Gainwell	1	1	1.0	1	0
Ainias Smith	1	0	0.0	0	0
Ben VanSumeren	1	0	0.0	0	0
<b>TOTAL</b>	<b>18</b>	<b>230</b>	<b>12.8</b>	<b>46</b>	<b>2</b>

TOP DEFENSE	TOT	SOLO	AST	SCK	YDS	INT
Zack Baun	10	7	3	0.0	0.0	1
Josh Sweat	5	3	2	2.0	14.0	0
Reed Blankenship	5	2	3	0.0	0.0	0

FIELD GOALS	FGM/FGA	PERCENT	RESULTS
Jake Elliott	1-2	50.0	43G, 57RU
<b>TOTAL</b>	<b>1-2</b>	<b>50.0</b>	

### Team Statistics

	Jaguars	Eagles
First Downs	14	21
3rd-Down Eff. (Made/Att/Pct)	3/10/30%	9/17/53%
4th-Down Eff. (Made/Att/Pct)	1/2/50%	0/2/0%
Total Net Yards	215	447
Total Plays	51	73
Yards Per Play	4.2	6.1
Rushes/Net Yards	18/60	46/237
Net Passing	155	210
Pass Attempts/Completions	31/16	24/18
Had Intercepted	2	0
Sacked/Yards Lost	2/14	3/20
Punts/Average	5/47.6	3/48.7
Penalties/Yards	4/17	8/67
Fumbles/Lost	1/1	1/1
Possession Time	21:48	38:12





# 2024 GAME SUMMARIES



## WEEK 10

65,695 ■ EverBank Stadium ■ Nov 10, 2024



Minnesota Vikings ..... 3 0 3 6 – 12  
Jacksonville Jaguars ..... 7 0 0 0 – 7

### SCORING DRIVES

TEAM	QTR	TIME	SCORING PLAY	MIN	JAX
Vikings	1	07:56	J.Romo 45 yd. Field Goal (12-53, 5:29)	3	0
Jaguars	1	03:44	M.Jones 1 yd. run (C.Little kick) (9-70, 4:12)	3	7
Vikings	3	01:42	J.Romo 33 yd. Field Goal (14-72, 8:19)	6	7
Vikings	4	07:14	J.Romo 34 yd. Field Goal (16-68, 7:46)	9	7
Vikings	4	04:22	J.Romo 29 yd. Field Goal (5-14, 2:13)	12	7

### JACKSONVILLE JAGUARS

PASSING	ATT	CP	YDS	SK/YD	TD	LG	INT	RTG
Mac Jones	22	14	111	3/24	0	23	2	38.3
TOTAL	22	14	111	3/24	0	23	2	38.3

RUSHING	ATT	YDS	AVG	LG	TD
Travis Etienne Jr.	11	44	4.0	18	0
Mac Jones	5	8	1.6	5	1
Tank Bigsby	2	4	2.0	3	0
TOTAL	18	56	3.1	18	1

RECEIVING	NO	YDS	AVG	LG	TD
Evan Engram	6	40	6.7	15	0
Brenton Strange	2	25	12.5	23	0
Luke Farrell	2	16	8.0	9	0
Brian Thomas Jr.	2	12	6.0	10	0
Gabe Davis	1	19	19.0	19	0
Travis Etienne Jr.	1	-1	-1.0	-1	0
TOTAL	14	111	7.9	23	0

TOP DEFENSE	TOT	SOLO	AST	SCK	YDS	INT
Devin Lloyd	16	9	7	0.0	0.0	0
Foyesade Oluokun	11	6	5	0.0	0.0	1
Tyson Campbell	9	4	5	0.0	0.0	0

FIELD GOALS	FGM/FGA	PERCENT	RESULTS
No Field Goals			

### MINNESOTA VIKINGS

PASSING	ATT	CP	YDS	SK/YD	TD	LG	INT	RTG
Sam Darnold	38	24	241	1/8	0	28	3	48.2
TOTAL	38	24	241	1/8	0	28	3	48.2

RUSHING	ATT	YDS	AVG	LG	TD
Aaron Jones Sr.	17	88	5.2	13	0
Cam Akers	13	38	2.9	11	0
Sam Darnold	7	28	4.0	11	0
Ty Chandler	4	18	4.5	8	0
Jordan Addison	1	4	4.0	4	0
Jalen Nailor	1	-7	-7.0	-7	0
TOTAL	43	169	3.9	13	0

RECEIVING	NO	YDS	AVG	LG	TD
T.J. Hockenson	8	72	9.0	26	0
Justin Jefferson	5	48	9.6	15	0
Josh Oliver	4	52	13.0	28	0
Jordan Addison	2	25	12.5	21	0
Aaron Jones Sr.	2	13	6.5	8	0
Jalen Nailor	1	11	11.0	11	0
Trent Sherfield Sr.	1	11	11.0	11	0
Cam Akers	1	9	9.0	9	0
TOTAL	24	241	10.0	28	0

TOP DEFENSE	TOT	SOLO	AST	SCK	YDS	INT
Blake Cashman	5	3	2	1.0	8.0	0
Stephon Gilmore	5	3	2	0.0	0.0	0
Joshua Metellus	5	3	2	0.0	0.0	0

FIELD GOALS	FGM/FGA	PERCENT	RESULTS
Parker Romo	4-4	100.0	45G, 33G, 34G, 29G
TOTAL	4-4	100.0	

### Team Statistics

	Vikings	Jaguars
First Downs	28	10
3rd-Down Eff. (Made/Att/Pct)	5/14/36%	5/11/45%
4th-Down Eff. (Made/Att/Pct)	1/1/100%	0/0/0%
Total Net Yards	402	143
Total Plays	82	43
Yards Per Play	4.9	3.3
Rushes/Net Yards	43/169	18/56
Net Passing	233	87
Pass Attempts/Completions	38/24	22/14
Had Intercepted	3	2
Sacked/Yards Lost	1/8	3/24
Punts/Average	2/36.0	5/54.8
Penalties/Yards	6/40	3/25
Fumbles/Lost	0/0	1/1
Possession Time	42:19	17:41



# 2024 GAME SUMMARIES



## WEEK 11

64,273 ■ Ford Field ■ Nov 17, 2024



Jacksonville Jaguars ..... 3     3     0     0     –     6  
Detroit Lions ..... 7     21     14     10     –     52

### SCORING DRIVES

TEAM	QTR	TIME	SCORING PLAY	JAX	DET
Jaguars	1	09:36	C.Little 59 yd. Field Goal (9-29, 5:24)	3	0
Lions	1	04:59	D.Montgomery 2 yd. run (J.Bates kick) (9-70, 4:37)	3	7
Lions	2	12:26	J.Gibbs 1 yd. run (J.Bates kick) (13-93, 5:27)	3	14
Lions	2	06:39	D.Montgomery 6 yd. run (J.Bates kick) (8-64, 4:12)	3	21
Lions	2	02:46	A.St. Brown 27 yd. pass from J.Goff (J.Bates kick) (4-84, 2:12)	3	28
Jaguars	2	00:00	C.Little 35 yd. Field Goal (11-53, 2:46)	6	28
Lions	3	12:55	J.Williams 64 yd. pass from J.Goff (J.Bates kick) (4-80, 2:05)	6	35
Lions	3	04:16	B.Wright 5 yd. pass from J.Goff (J.Bates kick) (14-83, 7:49)	6	42
Lions	4	13:23	A.St. Brown 9 yd. pass from J.Goff (J.Bates kick) (9-96, 3:55)	6	49
Lions	4	07:49	J.Bates 54 yd. Field Goal (5-23, 2:04)	6	52

### JACKSONVILLE JAGUARS

PASSING	ATT	CP	YDS	SK/YD	TD	LG	INT	RTG
Mac Jones	29	17	138	1/9	0	24	1	56.4
TOTAL	29	17	138	1/9	0	24	1	56.4

RUSHING	ATT	YDS	AVG	LG	TD
Travis Etienne Jr.	12	27	2.3	9	0
Mac Jones	2	7	3.5	5	0
Brian Thomas Jr.	1	4	4.0	4	0
D'Ernest Johnson	2	3	1.5	3	0
TOTAL	17	41	2.4	9	0

RECEIVING	NO	YDS	AVG	LG	TD
Brian Thomas Jr.	5	82	16.4	24	0
Evan Engram	5	28	5.6	9	0
Travis Etienne Jr.	3	6	2.0	8	0
Parker Washington	1	10	10.0	10	0
Brenton Strange	1	6	6.0	6	0
Gabe Davis	1	3	3.0	3	0
Luke Farrell	1	3	3.0	3	0
TOTAL	17	138	8.1	24	0

TOP DEFENSE	TOT	SOLO	AST	SCK	YDS	INT
Foyesade Oluokun	9	6	3	0.0	0.0	0
Tyson Campbell	8	5	3	0.0	0.0	0
Ventrell Miller	7	4	3	0.0	0.0	0

FIELD GOALS	FGM/FGA	PERCENT	RESULTS
Cam Little	2-2	100.0	59G, 35G
TOTAL	2-2	100.0	

### DETROIT LIONS

PASSING	ATT	CP	YDS	SK/YD	TD	LG	INT	RTG
Jared Goff	29	24	412	0/0	4	64t	0	158.3
Hendon Hooker	4	3	37	0/0	0	21	0	103.1
TOTAL	33	27	449	0/0	4	64T	0	158.3

RUSHING	ATT	YDS	AVG	LG	TD
David Montgomery	15	75	5.0	11	2
Jahmyr Gibbs	11	69	6.3	23	1
Jared Goff	4	21	5.3	8	0
Craig Reynolds	2	21	10.5	19	0
Sione Vaki	5	9	1.8	7	0
Hendon Hooker	4	3	0.8	3	0
Jameson Williams	1	2	2.0	2	0
Amon-Ra St. Brown	1	-4	-4.0	-4	0
TOTAL	43	196	4.6	23	3

RECEIVING	NO	YDS	AVG	LG	TD
Amon-Ra St. Brown	11	161	14.6	27t	2
Jameson Williams	4	124	31.0	64t	1
Tim Patrick	3	26	8.7	13	0
David Montgomery	3	20	6.7	9	0
Kalif Raymond	2	30	15.0	21	0
Jahmyr Gibbs	1	54	54.0	54	0
Shane Zylstra	1	22	22.0	22	0
Allen Robinson II	1	7	7.0	7	0
Brock Wright	1	5	5.0	5t	1
TOTAL	27	449	16.6	64T	4

TOP DEFENSE	TOT	SOLO	AST	SCK	YDS	INT
Jack Campbell	9	3	6	0.5	4.5	0
Brian Branch	7	5	2	0.0	0.0	0
Alex Anzalone	5	3	2	0.0	0.0	0

FIELD GOALS	FGM/FGA	PERCENT	RESULTS
Jake Bates	1-1	100.0	54G
TOTAL	1-1	100.0	

### Team Statistics

	Jaguars	Lions
First Downs	10	38
3rd-Down Eff. (Made/Att/Pct)	2/10/20%	6/10/60%
4th-Down Eff. (Made/Att/Pct)	1/2/50%	3/3/100%
Total Net Yards	170	645
Total Plays	47	76
Yards Per Play	3.6	8.5
Rushes/Net Yards	17/41	43/196
Net Passing	129	449
Pass Attempts/Completions	29/17	33/27
Had Intercepted	1	0
Sacked/Yards Lost	1/9	0/0
Punts/Average	5/53.4	0/0.0
Penalties/Yards	6/40	4/46
Fumbles/Lost	0/0	0/0
Possession Time	20:54	39:06



# 2024 GAME SUMMARIES



## WEEK 13

62,588 ■ EverBank Stadium ■ Dec 1, 2024



Houston Texans ..... 0 6 10 7 – 23  
Jacksonville Jaguars ..... 0 3 3 14 – 20

### SCORING DRIVES

TEAM	QTR	TIME	SCORING PLAY	HOU	JAX
Texans	2	14:51	K.Fairbairn 53 yd. Field Goal (5-40, 2:06)	3	0
Texans	2	06:26	K.Fairbairn 30 yd. Field Goal (11-33, 6:51)	6	0
Jaguars	2	00:08	C.Little 33 yd. Field Goal (14-53, 6:18)	6	3
Jaguars	3	10:06	C.Little 30 yd. Field Goal (9-68, 3:24)	6	6
Texans	3	08:04	J.Mixon 7 yd. run (K.Fairbairn kick) (5-70, 2:02)	13	6
Texans	3	01:16	K.Fairbairn 28 yd. Field Goal (10-41, 4:56)	16	6
Texans	4	12:11	D.Schultz 22 yd. pass from C.Stroud (K.Fairbairn kick) (5-55, 1:46)	23	6
Jaguars	4	07:49	P.Washington 22 yd. pass from M.Jones (pass failed) (12-72, 4:22)	23	12
Jaguars	4	03:31	B.Thomas 6 yd. pass from M.Jones (M.Jones-P.Washington pass) (10-84, 2:26)	23	20

### JACKSONVILLE JAGUARS

PASSING	ATT	CP	YDS	SK/YD	TD	LG	INT	RTG
Mac Jones	32	20	235	0/0	2	56	0	105.6
Trevor Lawrence	10	4	41	0/0	0	30	1	12.9
TOTAL	42	24	276	0/0	2	56	1	83.0

RUSHING	ATT	YDS	AVG	LG	TD
Travis Etienne Jr.	13	46	3.5	9	0
Tank Bigsby	7	28	4.0	19	0
Brian Thomas Jr.	1	11	11.0	11	0
Mac Jones	3	6	2.0	5	0
Trevor Lawrence	1	6	6.0	6	0
TOTAL	25	97	3.9	19	0

RECEIVING	NO	YDS	AVG	LG	TD
Evan Engram	7	41	5.9	16	0
Parker Washington	6	103	17.2	30	1
Brian Thomas Jr.	4	76	19.0	56	1
Travis Etienne Jr.	3	12	4.0	5	0
Devin Duvernay	2	23	11.5	18	0
Brenton Strange	1	14	14.0	14	0
Tank Bigsby	1	7	7.0	7	0
TOTAL	24	276	11.5	56	2

TOP DEFENSE	TOT	SOLO	AST	SCK	YDS	INT
Darnell Savage	7	7	0	0.0	0.0	0
Devin Lloyd	6	3	3	0.0	0.0	0
Antonio Johnson	5	5	0	0.0	0.0	0

FIELD GOALS	FGM/FGA	PERCENT	RESULTS
Cam Little	2-3	66.7	33G, 30G, 55WR
TOTAL	2-3	66.7	

### HOUSTON TEXANS

PASSING	ATT	CP	YDS	SK/YD	TD	LG	INT	RTG
C.J. Stroud	34	22	242	2/24	1	40	0	95.5
TOTAL	34	22	242	2/24	1	40	0	95.5

RUSHING	ATT	YDS	AVG	LG	TD
Joe Mixon	20	101	5.1	30	1
C.J. Stroud	5	7	1.4	6	0
TOTAL	25	108	4.3	30	1

RECEIVING	NO	YDS	AVG	LG	TD
Nico Collins	8	119	14.9	40	0
Dalton Schultz	5	61	12.2	22t	1
Joe Mixon	4	18	4.5	9	0
John Metchie III	2	16	8.0	13	0
Tank Dell	1	23	23.0	23	0
Cade Stover	1	4	4.0	4	0
Dameon Pierce	1	1	1.0	1	0
TOTAL	22	242	11.0	40	1

TOP DEFENSE	TOT	SOLO	AST	SCK	YDS	INT
Kamari Lassiter	8	6	2	0.0	0.0	0
Neville Hewitt	8	4	4	0.0	0.0	0
Eric Murray	8	3	5	0.0	0.0	0

FIELD GOALS	FGM/FGA	PERCENT	RESULTS
Ka'imi Fairbairn	3-3	100.0	53G, 30G, 28G
TOTAL	3-3	100.0	

### Team Statistics

	Texans	Jaguars
First Downs	20	19
3rd-Down Eff. (Made/Att/Pct)	5/13/38%	5/15/33%
4th-Down Eff. (Made/Att/Pct)	1/1/100%	2/2/100%
Total Net Yards	326	373
Total Plays	61	67
Yards Per Play	5.3	5.6
Rushes/Net Yards	25/108	25/97
Net Passing	218	276
Pass Attempts/Completions	34/22	42/24
Had Intercepted	0	1
Sacked/Yards Lost	2/24	0/0
Punts/Average	4/50.5	4/47.8
Penalties/Yards	3/15	4/30
Fumbles/Lost	0/0	1/0
Possession Time	32:17	27:43



# 2024 GAME SUMMARIES



## WEEK 14

61,644 ■ Nissan Stadium ■ Dec 8, 2024



Jacksonville Jaguars ..... 0    0    0    10    –    10  
Tennessee Titans ..... 3    0    3    0    –    6

### SCORING DRIVES

TEAM	QTR	TIME	SCORING PLAY	JAX	TEN
Titans	1	08:32	N.Folk 46 yd. Field Goal (11-51, 6:28)	0	3
Titans	3	04:30	N.Folk 39 yd. Field Goal (11-45, 5:37)	0	6
Jaguars	4	12:09	C.Little 23 yd. Field Goal (14-65, 7:21)	3	6
Jaguars	4	06:46	T.Bigsby 8 yd. run (C.Little kick) (7-81, 3:21)	10	6

### JACKSONVILLE JAGUARS

PASSING	ATT	CP	YDS	SK/YD	TD	LG	INT	RTG
Mac Jones	31	23	220	1/0	0	31	2	66.6
<b>TOTAL</b>	<b>31</b>	<b>23</b>	<b>220</b>	<b>1/0</b>	<b>0</b>	<b>31</b>	<b>2</b>	<b>66.6</b>

RUSHING	ATT	YDS	AVG	LG	TD
Tank Bigsby	18	55	3.1	12	1
Travis Etienne Jr.	4	20	5.0	11	0
Mac Jones	3	3	1.0	3	0
Devin Duvernay	1	-7	-7.0	-7	0
<b>TOTAL</b>	<b>26</b>	<b>71</b>	<b>2.7</b>	<b>12</b>	<b>1</b>

RECEIVING	NO	YDS	AVG	LG	TD
Brian Thomas Jr.	8	86	10.8	31	0
Travis Etienne Jr.	4	50	12.5	21	0
Evan Engram	4	33	8.3	11	0
Devin Duvernay	3	8	2.7	5	0
Parker Washington	2	15	7.5	8	0
Brenton Strange	1	21	21.0	21	0
Tank Bigsby	1	7	7.0	7	0
<b>TOTAL</b>	<b>23</b>	<b>220</b>	<b>9.6</b>	<b>31</b>	<b>0</b>

TOP DEFENSE	TOT	SOLO	AST	SCK	YDS	INT
Foyesade Oluokun	11	6	5	0.0	0.0	0
Devin Lloyd	8	1	7	0.0	0.0	0
Antonio Johnson	5	5	0	0.0	0.0	0

FIELD GOALS	FGM/FGA	PERCENT	RESULTS
Cam Little	1-1	100.0	23G
<b>TOTAL</b>	<b>1-1</b>	<b>100.0</b>	

### TENNESSEE TITANS

PASSING	ATT	CP	YDS	SK/YD	TD	LG	INT	RTG
Will Levis	32	19	168	2/22	0	30	0	73.4
<b>TOTAL</b>	<b>32</b>	<b>19</b>	<b>168</b>	<b>2/22</b>	<b>0</b>	<b>30</b>	<b>0</b>	<b>73.4</b>

RUSHING	ATT	YDS	AVG	LG	TD
Tony Pollard	21	102	4.9	21	0
Tyjae Spears	6	21	3.5	8	0
Will Levis	1	3	3.0	3	0
<b>TOTAL</b>	<b>28</b>	<b>126</b>	<b>4.5</b>	<b>21</b>	<b>0</b>

RECEIVING	NO	YDS	AVG	LG	TD
Calvin Ridley	7	59	8.4	30	0
Chig Okonkwo	3	8	2.7	10	0
Josh Whyle	2	31	15.5	23	0
Tony Pollard	2	22	11.0	13	0
Nick Westbrook-Ikhine	1	19	19.0	19	0
Bryce Oliver	1	16	16.0	16	0
Tyler Boyd	1	7	7.0	7	0
Nick Vannett	1	4	4.0	4	0
Tyjae Spears	1	2	2.0	2	0
<b>TOTAL</b>	<b>19</b>	<b>168</b>	<b>8.8</b>	<b>30</b>	<b>0</b>

TOP DEFENSE	TOT	SOLO	AST	SCK	YDS	INT
Luke Gifford	10	7	3	0.0	0.0	0
Jarvis Brownlee Jr.	9	6	3	0.0	0.0	0
Daryl Worley	6	5	1	0.0	0.0	0

FIELD GOALS	FGM/FGA	PERCENT	RESULTS
Nick Folk	2-2	100.0	46G, 39G
<b>TOTAL</b>	<b>2-2</b>	<b>100.0</b>	

### Team Statistics

	Jaguars	Titans
First Downs	16	17
3rd-Down Eff. (Made/Att/Pct)	6/13/46%	8/16/50%
4th-Down Eff. (Made/Att/Pct)	1/1/100%	0/3/0%
Total Net Yards	291	272
Total Plays	58	62
Yards Per Play	5.0	4.4
Rushes/Net Yards	26/71	28/126
Net Passing	220	146
Pass Attempts/Completions	31/23	32/19
Had Intercepted	2	0
Sacked/Yards Lost	1/0	2/22
Punts/Average	4/49.5	3/47.7
Penalties/Yards	5/39	4/25
Fumbles/Lost	0/0	1/0
Possession Time	28:16	31:44



# 2024 GAME SUMMARIES



## WEEK 15

63,251 ■ EverBank Stadium ■ Dec 15, 2024



New York Jets ..... 7 0 10 15 – 32  
Jacksonville Jaguars ..... 7 6 3 9 – 25

### SCORING DRIVES

TEAM	QTR	TIME	SCORING PLAY	NYJ	JAX
Jaguars	1	08:37	B.Thomas 3 yd. pass from M.Jones (C.Little kick) (13-70, 6:23)	0	7
Jets	1	05:01	G.Wilson 22 yd. pass from A.Rodgers (A.Carlson kick) (7-70, 3:36)	7	7
Jaguars	2	02:41	C.Little 28 yd. Field Goal (18-77, 11:07)	7	10
Jaguars	2	00:00	C.Little 23 yd. Field Goal (11-73, 1:36)	7	13
Jets	3	10:28	A.Carlson 43 yd. Field Goal (7-45, 4:32)	10	13
Jaguars	3	08:05	C.Little 43 yd. Field Goal (7-45, 2:23)	10	16
Jets	3	04:33	D.Adams 1 yd. pass from A.Rodgers (A.Carlson kick) (7-70, 3:32)	17	16
Jaguars	4	10:58	B.Thomas 19 yd. pass from M.Jones (pass failed) (8-73, 3:52)	17	22
Jets	4	03:24	D.Adams 71 yd. pass from A.Rodgers (A.Rodgers-D.Adams pass) (4-87, 0:55)	25	22
Jaguars	4	01:51	C.Little 43 yd. Field Goal (7-42, 1:33)	25	25
Jets	4	01:05	B.Hall 1 yd. run (A.Carlson kick) (7-70, 0:46)	32	25

### JACKSONVILLE JAGUARS

PASSING	ATT	CP	YDS	SK/YD	TD	LG	INT	RTG
Mac Jones	46	31	294	2/9	2	41	2	81.2
TOTAL	46	31	294	2/9	2	41	2	81.3

RUSHING	ATT	YDS	AVG	LG	TD
Travis Etienne Jr.	14	65	4.6	10	0
Tank Bigsby	11	42	3.8	14	0
Mac Jones	4	29	7.3	13	0
TOTAL	29	136	4.7	14	0

RECEIVING	NO	YDS	AVG	LG	TD
Brenton Strange	11	73	6.6	9	0
Brian Thomas Jr.	10	105	10.5	41	2
Travis Etienne Jr.	4	20	5.0	8	0
Parker Washington	3	54	18.0	29	0
Devin Duvernay	3	42	14.0	28	0
TOTAL	31	294	9.5	41	2

TOP DEFENSE	TOT	SOLO	AST	SCK	YDS	INT
Tyson Campbell	6	6	0	0.0	0.0	0
Darnell Savage	5	4	1	0.0	0.0	0
Foyesade Oluokun	4	3	1	0.0	0.0	0

FIELD GOALS	FGM/FGA	PERCENT	RESULTS
Cam Little	4-4	100.0	28G, 23G, 43G, 43G
TOTAL	4-4	100.0	

### NEW YORK JETS

PASSING	ATT	CP	YDS	SK/YD	TD	LG	INT	RTG
Aaron Rodgers	30	16	289	1/14	3	71t	0	120.0
TOTAL	30	16	289	1/14	3	71T	0	120.0

RUSHING	ATT	YDS	AVG	LG	TD
Aaron Rodgers	6	45	7.5	18	0
Breece Hall	9	30	3.3	18	1
Isaiah Davis	5	24	4.8	11	0
Ashtyn Davis	1	21	21.0	21	0
Braelon Allen	2	5	2.5	3	0
TOTAL	23	125	5.4	21	1

RECEIVING	NO	YDS	AVG	LG	TD
Davante Adams	9	198	22.0	71t	2
Garrett Wilson	3	56	18.7	22t	1
Breece Hall	2	21	10.5	14	0
Jeremy Ruckert	1	12	12.0	12	0
Isaiah Davis	1	2	2.0	2	0
TOTAL	16	289	18.1	71T	3

TOP DEFENSE	TOT	SOLO	AST	SCK	YDS	INT
Jamien Sherwood	9	6	3	0.0	0.0	0
Chuck Clark	7	6	1	0.0	0.0	0
Tony Adams	7	4	3	0.0	0.0	0

FIELD GOALS	FGM/FGA	PERCENT	RESULTS
Anders Carlson	1-2	50.0	43G, 48WR
TOTAL	1-2	50.0	

### Team Statistics

	Jets	Jaguars
First Downs	22	27
3rd-Down Eff. (Made/Att/Pct)	4/10/40%	8/15/53%
4th-Down Eff. (Made/Att/Pct)	1/1/100%	0/0/0%
Total Net Yards	400	421
Total Plays	54	77
Yards Per Play	7.4	5.5
Rushes/Net Yards	23/125	29/136
Net Passing	275	285
Pass Attempts/Completions	30/16	46/31
Had Intercepted	0	2
Sacked/Yards Lost	1/14	2/9
Punts/Average	3/41.7	2/47.0
Penalties/Yards	8/62	8/106
Fumbles/Lost	0/0	1/0
Possession Time	25:36	34:24





# 2024 GAME SUMMARIES



## WEEK 16

61,323 ■ Allegiant Stadium ■ Dec 22, 2024



Jacksonville Jaguars ..... 7    0    7    0    –    14  
Las Vegas Raiders ..... 0    13    0    6    –    19

### SCORING DRIVES

TEAM	QTR	TIME	SCORING PLAY	JAX	LV
Jaguars	1	01:32	T.Bigsby 1 yd. run (C.Little kick) (6-29, 2:32)	7	0
Raiders	2	14:05	A.Mattison 1 yd. run (D.Carlson kick) (6-70, 2:27)	7	7
Raiders	2	10:28	D.Carlson 49 yd. Field Goal (6-33, 2:11)	7	10
Raiders	2	03:56	D.Carlson 37 yd. Field Goal (10-44, 5:05)	7	13
Jaguars	3	00:54	B.Thomas 62 yd. pass from M.Jones (C.Little kick) (3-64, 1:24)	14	13
Raiders	4	11:26	A.Abdullah 7 yd. run (pass failed) (10-70, 4:28)	14	19

### JACKSONVILLE JAGUARS

PASSING	ATT	CP	YDS	SK/YD	TD	LG	INT	RTG
Mac Jones	39	25	247	1/11	1	62t	0	90.4
<b>TOTAL</b>	<b>39</b>	<b>25</b>	<b>247</b>	<b>1/11</b>	<b>1</b>	<b>62T</b>	<b>0</b>	<b>90.4</b>

RUSHING	ATT	YDS	AVG	LG	TD
Tank Bigsby	12	50	4.2	10	1
Travis Etienne Jr.	9	22	2.4	12	0
<b>TOTAL</b>	<b>21</b>	<b>72</b>	<b>3.4</b>	<b>12</b>	<b>1</b>

RECEIVING	NO	YDS	AVG	LG	TD
Brian Thomas Jr.	9	132	14.7	62t	1
Parker Washington	6	54	9.0	17	0
Brenton Strange	2	22	11.0	13	0
Travis Etienne Jr.	2	15	7.5	11	0
Luke Farrell	2	8	4.0	6	0
D'Ernest Johnson	1	8	8.0	8	0
Josiah Deguara	1	4	4.0	4	0
Devin Duvernay	1	3	3.0	3	0
Tank Bigsby	1	1	1.0	1	0
<b>TOTAL</b>	<b>25</b>	<b>247</b>	<b>9.9</b>	<b>62T</b>	<b>1</b>

TOP DEFENSE	TOT	SOLO	AST	SCK	YDS	INT
Foyesade Oluokun	8	6	2	0.0	0.0	0
Devin Lloyd	7	5	2	0.0	0.0	0
Tyson Campbell	5	4	1	0.0	0.0	0

FIELD GOALS	FGM/FGA	PERCENT	RESULTS
No Field Goals			

### LAS VEGAS RAIDERS

PASSING	ATT	CP	YDS	SK/YD	TD	LG	INT	RTG
Aidan O'Connell	38	24	257	2/12	0	32	0	82.9
<b>TOTAL</b>	<b>38</b>	<b>24</b>	<b>257</b>	<b>2/12</b>	<b>0</b>	<b>32</b>	<b>0</b>	<b>82.9</b>

RUSHING	ATT	YDS	AVG	LG	TD
Ameer Abdullah	7	38	5.4	10	1
Alexander Mattison	12	27	2.3	6	1
Aidan O'Connell	7	12	1.7	13	0
Tre Tucker	1	-8	-8.0	-8	0
<b>TOTAL</b>	<b>27</b>	<b>69</b>	<b>2.6</b>	<b>13</b>	<b>2</b>

RECEIVING	NO	YDS	AVG	LG	TD
Brock Bowers	11	99	9.0	32	0
Ameer Abdullah	5	47	9.4	12	0
Alexander Mattison	4	29	7.3	12	0
Jakobi Meyers	2	41	20.5	24	0
Tre Tucker	2	41	20.5	29	0
<b>TOTAL</b>	<b>24</b>	<b>257</b>	<b>10.7</b>	<b>32</b>	<b>0</b>

TOP DEFENSE	TOT	SOLO	AST	SCK	YDS	INT
Isaiah Pola-Mao	9	6	3	0.0	0.0	0
Robert Spillane	8	5	3	0.0	0.0	0
Tre'von Moehrig	6	3	3	0.0	0.0	0

FIELD GOALS	FGM/FGA	PERCENT	RESULTS
Daniel Carlson	2-3	66.7	49G, 37G, 46WR
<b>TOTAL</b>	<b>2-3</b>	<b>66.7</b>	

### Team Statistics

	Jaguars	Raiders
First Downs	15	21
3rd-Down Eff. (Made/Att/Pct)	6/15/40%	4/14/29%
4th-Down Eff. (Made/Att/Pct)	1/2/50%	0/0/0%
Total Net Yards	308	314
Total Plays	61	67
Yards Per Play	5.0	4.7
Rushes/Net Yards	21/72	27/69
Net Passing	236	245
Pass Attempts/Completions	39/25	38/24
Had Intercepted	0	0
Sacked/Yards Lost	1/11	2/12
Punts/Average	7/39.3	6/47.5
Penalties/Yards	8/60	7/62
Fumbles/Lost	3/2	0/0
Possession Time	25:42	34:18



# 2024 GAME SUMMARIES



WEEK 17

61,995 ■ EverBank Stadium ■ Dec 29, 2024



Tennessee Titans ..... 0 3 7 3 – 13  
Jacksonville Jaguars ..... 3 10 0 7 – 20

## SCORING DRIVES

TEAM	QTR	TIME	SCORING PLAY	TEN	JAX
Jaguars	1	10:46	C.Little 48 yd. Field Goal (9-38, 4:14)	0	3
Jaguars	2	08:59	P.Washington 2 yd. pass from M.Jones (C.Little kick) (5-43, 2:45)	0	10
Jaguars	2	02:02	C.Little 44 yd. Field Goal (12-54, 5:16)	0	13
Titans	2	00:00	M.Wright 39 yd. Field Goal (10-50, 2:02)	3	13
Titans	3	06:51	N.Vannett 8 yd. pass from M.Rudolph (M.Wright kick) (13-85, 8:09)	10	13
Jaguars	4	07:05	B.Thomas 11 yd. pass from M.Jones (C.Little kick) (16-74, 9:11)	10	20
Titans	4	02:02	M.Wright 28 yd. Field Goal (12-60, 5:03)	13	20

## JACKSONVILLE JAGUARS

PASSING	ATT	CP	YDS	SK/YD	TD	LG	INT	RTG
Mac Jones	22	15	174	2/1	2	31	0	122.2
<b>TOTAL</b>	<b>22</b>	<b>15</b>	<b>174</b>	<b>2/1</b>	<b>2</b>	<b>31</b>	<b>0</b>	<b>122.2</b>

RUSHING	ATT	YDS	AVG	LG	TD
Travis Etienne Jr.	15	49	3.3	15	0
Tank Bigsby	11	33	3.0	7	0
Mac Jones	6	22	3.7	9	0
Brian Thomas Jr.	1	18	18.0	18	0
<b>TOTAL</b>	<b>33</b>	<b>122</b>	<b>3.7</b>	<b>18</b>	<b>0</b>

RECEIVING	NO	YDS	AVG	LG	TD
Brian Thomas Jr.	7	91	13.0	31	1
Parker Washington	3	31	10.3	24	1
D'Ernest Johnson	2	11	5.5	8	0
Travis Etienne Jr.	1	26	26.0	26	0
Tim Jones	1	11	11.0	11	0
Devin Duvernay	1	4	4.0	4	0
<b>TOTAL</b>	<b>15</b>	<b>174</b>	<b>11.6</b>	<b>31</b>	<b>2</b>

TOP DEFENSE	TOT	SOLO	AST	SCK	YDS	INT
Foyesade Oluokun	11	3	8	0.0	0.0	0
Andre Cisco	8	6	2	0.0	0.0	0
Montaric Brown	7	5	2	0.0	0.0	0

FIELD GOALS	FGM/FGA	PERCENT	RESULTS
Cam Little	2-2	100.0	48G, 44G
<b>TOTAL</b>	<b>2-2</b>	<b>100.0</b>	

## TENNESSEE TITANS

PASSING	ATT	CP	YDS	SK/YD	TD	LG	INT	RTG
Mason Rudolph	31	19	193	3/15	1	24	1	76.4
<b>TOTAL</b>	<b>31</b>	<b>19</b>	<b>193</b>	<b>3/15</b>	<b>1</b>	<b>24</b>	<b>1</b>	<b>76.4</b>

RUSHING	ATT	YDS	AVG	LG	TD
Tyjae Spears	20	95	4.8	23	0
Mason Rudolph	5	23	4.6	7	0
Julius Chestnut	3	17	5.7	9	0
Chig Okonkwo	1	17	17.0	17	0
Calvin Ridley	1	7	7.0	7	0
<b>TOTAL</b>	<b>30</b>	<b>159</b>	<b>5.3</b>	<b>23</b>	<b>0</b>

RECEIVING	NO	YDS	AVG	LG	TD
Calvin Ridley	5	84	16.8	24	0
Chig Okonkwo	5	42	8.4	18	0
Nick Westbrook-Ikhine	3	37	12.3	18	0
Tyjae Spears	3	8	2.7	6	0
Tyler Boyd	2	14	7.0	7	0
Nick Vannett	1	8	8.0	8t	1
<b>TOTAL</b>	<b>19</b>	<b>193</b>	<b>10.2</b>	<b>24</b>	<b>1</b>

TOP DEFENSE	TOT	SOLO	AST	SCK	YDS	INT
Luke Gifford	8	5	3	0.0	0.0	0
Mike Brown	7	4	3	0.0	0.0	0
Daryl Worley	7	4	3	0.0	0.0	0

FIELD GOALS	FGM/FGA	PERCENT	RESULTS
Matthew Wright	2-2	100.0	39G, 28G
<b>TOTAL</b>	<b>2-2</b>	<b>100.0</b>	

## Team Statistics

	Titans	Jaguars
First Downs	23	18
3rd-Down Eff. (Made/Att/Pct)	7/14/50%	8/13/62%
4th-Down Eff. (Made/Att/Pct)	1/2/50%	0/0/0%
Total Net Yards	337	295
Total Plays	64	57
Yards Per Play	5.3	5.2
Rushes/Net Yards	30/159	33/122
Net Passing	178	173
Pass Attempts/Completions	31/19	22/15
Had Intercepted	1	0
Sacked/Yards Lost	3/15	2/1
Punts/Average	3/49.7	3/43.3
Penalties/Yards	5/34	7/50
Fumbles/Lost	2/0	0/0
Possession Time	30:40	29:20



# 2024 GAME SUMMARIES



## WEEK 18

63,041 ■ Lucas Oil Stadium ■ Jan 5, 2025



Jacksonville Jaguars ..... 7 6 0 10 0 — 23  
Indianapolis Colts ..... 7 13 0 3 3 — 26

### SCORING DRIVES

TEAM	QTR	TIME	SCORING PLAY	JAX	IND
Colts	1	13:50	A.Pierce 40 yd. pass from J.Flacco (M.Gay kick) (3-70, 1:10)	0	7
Jaguars	1	08:12	T.Bigsby 1 yd. run (C.Little kick) (10-70, 5:38)	7	7
Jaguars	2	14:17	C.Little 53 yd. Field Goal (5-13, 3:00)	10	7
Colts	2	09:32	J.Taylor 6 yd. run (M.Gay kick) (8-70, 4:45)	10	14
Colts	2	03:22	M.Gay 49 yd. Field Goal (11-43, 4:42)	10	17
Jaguars	2	01:25	C.Little 28 yd. Field Goal (9-61, 1:57)	13	17
Colts	2	00:13	M.Gay 36 yd. Field Goal (7-52, 1:12)	13	20
Jaguars	4	07:50	P.Washington 9 yd. pass from M.Jones (C.Little kick) (14-84, 6:55)	20	20
Colts	4	03:52	M.Gay 45 yd. Field Goal (7-43, 3:58)	20	23
Jaguars	4	01:44	C.Little 53 yd. Field Goal (7-35, 2:08)	23	23
Colts	OT	05:23	M.Gay 38 yd. Field Goal (11-50, 4:37)	23	26

### JACKSONVILLE JAGUARS

PASSING	ATT	CP	YDS	SK/YD	TD	LG	INT	RTG
Mac Jones	32	20	225	2/19	1	41	1	80.9
TOTAL	32	20	225	2/19	1	41	1	80.9

RUSHING	ATT	YDS	AVG	LG	TD
Tank Bigsby	14	39	2.8	11	1
Travis Etienne Jr.	13	31	2.4	11	0
D'Ernest Johnson	2	26	13.0	22	0
Mac Jones	5	17	3.4	12	0
TOTAL	34	113	3.3	22	1

RECEIVING	NO	YDS	AVG	LG	TD
Brian Thomas Jr.	7	103	14.7	41	0
Brenton Strange	4	60	15.0	26	0
Travis Etienne Jr.	3	29	9.7	14	0
Parker Washington	2	15	7.5	9t	1
Josh Reynolds	1	11	11.0	11	0
Luke Farrell	1	4	4.0	4	0
Tank Bigsby	1	3	3.0	3	0
D'Ernest Johnson	1	0	0.0	0	0
TOTAL	20	225	11.3	41	1

TOP DEFENSE	TOT	SOLO	AST	SCK	YDS	INT
Andrew Wingard	10	5	5	0.0	0.0	0
Foyesade Oluokun	10	3	7	0.0	0.0	0
Darnell Savage	9	7	2	0.0	0.0	0

FIELD GOALS	FGM/FGA	PERCENT	RESULTS
Cam Little	3-3	100.0	53G, 28G, 53G
TOTAL	3-3	100.0	

### INDIANAPOLIS COLTS

PASSING	ATT	CP	YDS	SK/YD	TD	LG	INT	RTG
Joe Flacco	40	23	264	3/12	1	40t	0	85.8
TOTAL	40	23	264	3/12	1	40T	0	85.8

RUSHING	ATT	YDS	AVG	LG	TD
Jonathan Taylor	34	177	5.2	17	1
TOTAL	34	177	5.2	17	1

RECEIVING	NO	YDS	AVG	LG	TD
Josh Downs	10	94	9.4	18	0
Michael Pittman Jr.	6	72	12.0	26	0
Alec Pierce	2	57	28.5	40t	1
Drew Ogletree	1	21	21.0	21	0
Kylen Granson	1	7	7.0	7	0
Tyler Goodson	1	5	5.0	5	0
Trey Sermon	1	5	5.0	5	0
Jonathan Taylor	1	3	3.0	3	0
TOTAL	23	264	11.5	40T	1

TOP DEFENSE	TOT	SOLO	AST	SCK	YDS	INT
Jaylon Jones	9	5	4	0.0	0.0	0
E.J. Speed	8	6	2	0.0	0.0	0
Kenny Moore II	8	5	3	0.0	0.0	0

FIELD GOALS	FGM/FGA	PERCENT	RESULTS
Matt Gay	4-5	80.0	49G, 36G, 51WR, 45G, 38G
TOTAL	4-5	80.0	

### Team Statistics

	Jaguars	Colts
First Downs	19	24
3rd-Down Eff. (Made/Att/Pct)	5/14/36%	5/15/33%
4th-Down Eff. (Made/Att/Pct)	0/1/0%	0/1/0%
Total Net Yards	319	429
Total Plays	68	77
Yards Per Play	4.7	5.6
Rushes/Net Yards	34/113	34/177
Net Passing	206	252
Pass Attempts/Completions	32/20	40/23
Had Intercepted	1	0
Sacked/Yards Lost	2/19	3/12
Punts/Average	4/50.0	4/50.0
Penalties/Yards	4/57	3/15
Fumbles/Lost	1/0	0/0
Possession Time	30:51	35:58

