



2020 NFL **WEEK 4** GAME RELEASE

JAX AT CIN

10.4.20 | 1 P.M. ET | PAUL BROWN STADIUM





Jacksonville Jaguars (1-2) at Cincinnati Bengals (0-2-1)
Sunday, Oct. 4, 2020 / 1 p.m. ET / Paul Brown Stadium



THE OVERVIEW

In Week 4, the Jacksonville Jaguars (1-2) travel to Cincinnati to face the Bengals (0-2-1) at Paul Brown Stadium on Sunday, Oct. 4 at 1 p.m. ET. From 1995-2001, the Jaguars and Bengals competed twice per season in the AFC Central and have faced off 22 times in the regular season. Jacksonville leads the series, 13-9, and is 2-0 against Cincinnati since Head Coach **Doug Marrone** took over in 2017. The Jaguars beat the Bengals, 27-17, on the road in Week 7 of the 2019 season.

RECORD BREAKING ROOKIE

Through three games in 2020, RB **James Robinson** ranks fourth in the AFC in scrimmage yards (339) and second among NFL rookies. Robinson, an undrafted rookie out of Illinois State, is the only undrafted player in NFL history to post at least 300 scrimmage yards and multiple TDs through three career games, and his 339 scrimmage yards are the most ever by an undrafted player through three career games. He joins RB **Kareem Hunt** as the only players over the last 10 seasons to gain at least 300 scrimmage yards and score at least three rushing TDs in their first three career games.

Robinson's 210 rushing yards are the most by an undrafted rookie in NFL history in Weeks 1-3, and he is also one of four Jaguars in franchise history to turn in at least 300 scrimmage yards through Weeks 1-3, joining RB **Maurice Jones-Drew** (three times), WR **Jimmy Smith** (three times) and RB **Fred Taylor** (two times).

CINCINNATI CONNECTION

Sunday marks TE **Tyler Eifert's** first time playing his former team since signing with the Jaguars in 2020 free agency. Eifert was drafted by Cincinnati in 2013 (21st overall) and played in 50 games with the Bengals, totaling 185 receptions for 2,152 yards. He has caught 11 TD passes at Paul Brown Stadium since 2013, trailing only Bengals WR **A.J. Green** (22) in that span.

Eifert caught a career-high 13 TDs in 2015 en route to a Pro Bowl appearance under the direction of current Jaguars Offensive Coordinator and then-Bengals Offensive Coordinator **Jay Gruden**. From 2011-13, Gruden served as the offensive coordinator for Cincinnati when the team had three consecutive postseason berths. In his three years as offensive coordinator, the Bengals' offense improved in points-per-game from 18th (2011) to 12th (2012) to sixth (2013).

JAGUARS WEEKLY MEDIA SCHEDULE

Wednesday, Sept. 30

9 a.m.....HC **Doug Marrone** available on Microsoft Teams
10:50 a.m.....OC **Jay Gruden** available on Microsoft Teams
11:20 - 11:40 a.m....Practice open to select media
1 p.m.....QB **Gardner Minshew II** available via Microsoft Teams
1:10 p.m.....TE **Tyler Eifert** available on Microsoft Teams

Thursday, Oct. 1

10:50 a.m.....DC **Todd Wash** available via Microsoft Teams
11:20 - 11:40 a.m....Practice open to select media
1 p.m.....DE **Josh Allen** available via Microsoft Teams
1:10 p.m.....DE **K'Lavon Chaisson** available via Microsoft Teams

Friday, Oct. 2

11:20 - 11:40 a.m....Practice open to select media
12:15 p.m.....HC **Doug Marrone** available via Microsoft Teams
12:20 p.m.....TBD player available via Microsoft Teams

Sunday, Oct. 4

1 p.m.....Kickoff at Cincinnati Bengals

WEEK 4 QUICK HITS

• Since 2019, only three quarterbacks have thrown at least 12 TDs and two-or-fewer INTs in road contests: QB **Gardner Minshew II**, Chiefs QB **Patrick Mahomes** and Packers QB **Aaron Rodgers**. Minshew threw for 255 yards and one TD in a victory at Cincinnati in 2019.

• Including the postseason, the Jaguars are 6-1 against AFC North opponents since **Doug Marrone** became head coach in 2017. Jacksonville is 2-0 against Cincinnati (+26 point differential) with victories in 2017 and 2019 during that span. In 2020, the Jaguars play all four AFC North teams.

• Through three games, LB **Myles Jack** is tied for the NFL lead with 33 tackles. Jack is one of just two players (Vikings LB **Eric Kendricks**) to post double-digit tackles in all three games this season.

• The Jaguars are the only team in the NFL to have two players in the top 10 in scrimmage yards among rookies. RB **James Robinson** ranks second with 339 scrimmage yards (210 rushing and 129 receiving) while WR **Laviska Shenault Jr.** ranks 10th (105 receiving yards and 48 rushing yards).

• DE **K'Lavon Chaisson** won the 2020 College Football Playoff National Championship alongside Bengals QB **Joe Burrow** at LSU. Burrow (first overall) and Chaisson (20th overall) were two of the Tigers school-record five first-round selections in 2020.

• DE **Josh Allen** registered his first sack of 2020 in Week 3 against Miami when he dropped QB **Ryan Fitzpatrick** for a 4-yard loss. Allen has now registered 11.5 sacks in 19 games, the most by any Jaguars player through their first 19 games and the second-most of any player in the NFL who entered the league in 2019 or later. He recorded 1.0 sack at Cincinnati last season.

2020 REGULAR SEASON SCHEDULE (1-2)

Date	Opponent	Time/(TV)/Result
Sun. Sept. 13	vs. Indianapolis Colts	W, 27-20
Sun. Sept. 20	at Tennessee Titans	L, 33-30
Thurs. Sept. 24	vs. Miami Dolphins	L, 31-13
Sun. Oct. 4	at Cincinnati Bengals	1 p.m. (CBS)
Sun. Oct. 11	at Houston Texans	1 p.m. (CBS)
Sun. Oct. 18	vs. Detroit Lions	1 p.m. (FOX)
Sun. Oct. 25	BYE WEEK	-----
Sun. Nov. 1	at Los Angeles Chargers	4:05 p.m. (CBS)
Sun. Nov. 8	vs. Houston Texans	1 p.m. (CBS)
Sun. Nov. 15	at Green Bay Packers	1 p.m. (FOX)
Sun. Nov. 22	vs. Pittsburgh Steelers	1 p.m. (CBS)
Sun. Nov. 29	vs. Cleveland Browns	1 p.m. (CBS)
Sun. Dec. 6	at Minnesota Vikings	1 p.m. (CBS)
Sun. Dec. 13	vs. Tennessee Titans	1 p.m. (CBS)
Sun. Dec. 20	at Baltimore Ravens	1 p.m. (CBS)
Sun. Dec. 27	vs. Chicago Bears	1 p.m. (FOX)
Sun. Jan. 3	at Indianapolis Colts	1 p.m. (CBS)

MEDIA INFORMATION



ON THE CALL

TV BROADCAST INFORMATION: Sunday's game will be broadcast on CBS with **Tom McCarthy** providing the play-by-play and **Jay Feely** providing the commentary.

RADIO BROADCAST INFORMATION: Jaguars games and official team radio programming air live on 1010 XL AM and 92.5 FM, the team's flagship radio partner. In addition, the games are simulcast on 99.9 Gator Country. **Frank Frangie** handles the play-by-play for the Jaguars' radio broadcast, while **Tony Boselli** and **Jeff Lageman** provide the commentary. **Rick Ballou** serves as the sideline reporter.

NFL WEEK 4 SCHEDULE

Thursday, Oct. 1

Denver at New York Jets8:20 p.m.

Sunday, Oct. 4

Jacksonville at Cincinnati 1 p.m.
 Indianapolis at Chicago 1 p.m.
 Cleveland at Dallas 1 p.m.
 New Orleans at Detroit 1 p.m.
 Pittsburgh at Tennessee 1 p.m.
 Seattle at Miami 1 p.m.
 Los Angeles Chargers at Tampa Bay 1 p.m.
 Baltimore at Washington 1 p.m.
 Arizona at Carolina 1 p.m.
 Minnesota at Houston 1 p.m.
 New York Giants at Los Angeles Rams 4:05 p.m.
 New England at Kansas City 4:25 p.m.
 Buffalo at Las Vegas 4:25 p.m.
 Philadelphia at San Francisco 8:20 p.m.

Monday, Oct. 5

Atlanta at Green Bay 8:15 p.m.

All times Eastern

2020 JAGUARS DRAFT CLASS

No.	Name	Pos.	School
1 (9)	C.J. Henderson	CB	Florida
2 (20)	K'Lavon Chaisson	DE/LB	LSU
2 (42)	Laviska Shenault Jr.	WR	Colorado
3 (73)	DaVon Hamilton	DT	Ohio State
4 (116)	Ben Bartch	OL	Temple
4 (137)	Josiah Scott	CB	Michigan State
4 (140)	Shaquille Quarterman	LB	Miami (Fla.)
5 (157)	Daniel Thomas	S	Auburn
5 (165)	Collin Johnson	WR	Texas
6 (189)	Jake Luton	QB	Oregon State
6 (206)	Tyler Davis	TE	Georgia Tech
7 (223)	Chris Claybrooks	CB/RS	Memphis



NOTE THE QUOTE: GM DAVE CALDWELL

"Let us play the season and don't count these players out. I love this team. I love the energy this team brings. I love some of the veteran leadership we brought in with Joe Schobert [and] Tyler Eifert. We're not that young on offense ... So, don't count this team out yet and I think they'll tell you the same thing. We can't afford a rebuilding year and that's not our mindset. Our mindset is to put the best team out there to play, to compete and to win."

PRONUNCIATION GUIDE

Luq Barcoo	Luke BAR-koo
Taven Bryan	TAY-ven
K'Lavon Chaisson	KAY-luh-vahn CHASE-on
A.J. Cann	CAN
Tyler Eifert	EYE-fert
Daniel Ekuale	Eee-qwall-lay
Adam Gotsis	GOT-sis
Stephen Hauschka	HOWSH-kuh
Tre Herndon	Tray
Abry Jones	AY-bree
Jake Luton	LOOT-in
Ross Maticcik	MATTA-sick
James O'Shaughnessy	oh-SEAN-uh-see
Dare Ogunbowale	DAR-ay OH-gun-buh-WALL-ay
Joe Schobert	SHOW-bert
Laviska Shenault Jr.	luh-VISK-uh shuh-nault
Dawuane Smoot	duh-WAHN
Dede Westbrook	dee-dee
Andrew Wingard	WING-urd

2020 COACHING STAFF

Jacksonville announced the hiring of **Jay Gruden** as their offensive coordinator on Jan. 22, 2020.

"Coach Gruden is one of the brightest offensive minds in football and I'm pleased to welcome him to the Jacksonville Jaguars," said Head Coach **Doug Marrone** after Gruden's hiring. "In going through the search process, it was important to me and our staff to identify a candidate who had a clear and concise vision for how to lead our offense and how to get the most out of our players and assistant coaches. I believe that Coach Gruden is the right person for what we need right now and the direction that we want to take our offense

Below is the Jaguars 2020 coaching staff and where they will be on game day.

Head Coach - Doug Marrone

Offensive Staff

Offensive Coordinator - **Jay Gruden (Field)**
 Offensive Assistant - **Chris O'Hara (Booth)**
 Wide Receivers Coach - **Keenan McCardell (Field)**
 Tight Ends Coach - **Ron Middleton (Field)**
 Quarterbacks Coach - **Ben McAdoo (Booth)**
 Offense - Research - **Eric Price (Field)**
 Offensive Quality Control - **Denard Robinson (Field)**
 Running Backs Coach - **Terry Robiskie (Field)**
 Assistant Offensive Line Coach - **Tony Sparano Jr. (Booth)**
 Offensive Line Coach - **George Warhop (Field)**

Defensive Staff

Defensive Coordinator - **Todd Wash (Field)**
 Linebackers Coach - **Mark Collins (Field)**
 Secondary Coach - **Joe Danna (Booth)**
 Assistant Linebackers Coach - **Tony Gilbert (Booth)**
 Defensive Line Coach - **Jason Rebrovich (Field)**
 Defensive Assistant - **Dwayne Stukes (Booth)**
 Secondary Coach - Cornerbacks - **Tim Walton (Field)**

Special Teams Staff

Special Teams Coordinator - **Joe DeCamillis (Field)**
 Assistant Special Teams Coordinator - **Mike Mallory (Field)**

Coaching Support Staff

Director of Team Administration - **Tyler Wolf**
 Assistant to the Head Coach and Administrator of Coaching Operations - **ElizaBeth Mayers**





BY THE NUMBERS

5

Five rookies in the NFL have totaled at least 300 scrimmage yards in Weeks 1-3 of a season since 2011: RB **Dalvin Cook** (2017), RB **Kareem Hunt** (2017), RB **Saquon Barkley** (2018), RB **Clyde Edwards-Helaire** (2020) and RB **James Robinson**.

7

Jaguars Offensive Coordinator **Jay Gruden** oversaw an offense in Cincinnati that had seven Pro Bowl selections during his three-year tenure as the Bengals offensive coordinator (2011-13), including one by current Jaguars TE **Tyler Eifert** and three by WR **A.J. Green**. The Bengals averaged 24.3 points from 2011-13, the 10th-most in the NFL during that span and improved in points-per-game every season.

11

WR **Laviska Shenault Jr.** has caught 11 passes this season. Shenault's 11 receptions are the second-most in Jaguars history through a player's first three career games and the fourth-most among all rookie wide receivers in the NFL this season.

13

TE **Tyler Eifert** caught 13 TDs in 2015 en route to Pro Bowl honors with the Bengals. Eifert's 13 TDs are the second-most in a single season in Bengals history and were the fifth-most in the NFL in 2015.

90.1

LB **Myles Jack** has a 90.1 grade according to Pro Football Focus, the best grade of all NFL linebackers. Through three games, Jack has totaled a NFL-leading 33 tackles, one pass defended and 1.0 sack. Jack totaled five tackles and one INT in last season's victory against Cincinnati.

95

The Jaguars have posted a +95 point differential against AFC North teams including the postseason since **Doug Marrone** took over in 2017. Jacksonville is 1-0 against Baltimore (+37), 1-0 against Cleveland (+12), 2-0 against Cincinnati (+26) and 2-1 against Pittsburgh (2-1).

129

RB **James Robinson** has totaled 129 receiving yards through three games, the third-most in the NFL and the most in franchise history by a running back through the first three weeks of the season.

404

Since 2017, LB **Joe Schobert** has totaled 404 tackles, the third-most in the NFL in that span. Schobert has started all three games at middle linebacker for the Jaguars and posted 26 tackles this season.

1,269

OL **Jawaan Taylor** has played in 100 percent (1,269) of the Jaguars' offensive snaps since entering the NFL in 2019. Taylor has started at right tackle in every game and made the Pro Football Focus All-Rookie Team in 2019.

1,748

WR **Keelan Cole Sr.** has totaled 1,748 receiving yards since entering the NFL in 2017 as a rookie free agent, the seventh-most among all undrafted players in that span. Cole has caught nine TD passes and the Jaguars are 8-1 in games Cole has recorded a TD, including in their victory at Cincinnati in 2019.

BENGALS SERIES HISTORY

Head Coach: Zac Taylor (since 2019 • 2-16-1, .132)

Stadium: Paul Brown Stadium (since 2000)

Regular Season Series: 13-9 (.591)

Home Record: 8-3 (.727)

Postseason Series: 0-0 (.000)

Road Record: 5-6 (.455)

Date	Location	Result	Attendance
Oct. 10, 2019	Cincinnati	W, 27-17	42,784
Nov. 5, 2017	Jacksonville	W, 23-7	60,720
Nov. 2, 2014	Cincinnati	L, 33-23	60,057
Sept. 30, 2012	Jacksonville	L, 27-10	63,030
Oct. 9, 2011	Jacksonville	L, 30-20	61,799
Nov. 2, 2008	Cincinnati	L, 21-19	64,775
Oct. 9, 2005	Jacksonville	W, 23-20	66,137
Dec. 15, 2002	Cincinnati	W, 29-15	42,092
Dec. 9, 2001	Cincinnati	W, 14-10	44,920
Nov. 11, 2001	Jacksonville	W, 30-13	57,161
Dec. 17, 2000	Cincinnati	L, 17-14	50,469
Sept. 17, 2000	Jacksonville	W, 13-0	45,653
Jan. 2, 2000	Jacksonville	W, 24-7	70,532
Oct. 31, 1999	Cincinnati	W, 41-10	49,138
Nov. 29, 1998	Cincinnati	W, 34-17	55,432
Nov. 8, 1998	Jacksonville	W, 24-11	67,040
Nov. 23, 1997	Cincinnati	L, 31-26	55,158
Oct. 5, 1997	Jacksonville	W, 21-13	67,128
Dec. 1, 1996	Jacksonville	W, 30-27	57,408
Oct. 27, 1996	Cincinnati	L, 28-21	45,890
Nov. 26, 1995	Jacksonville	L, 17-13	68,249
Sept. 10, 1995	Cincinnati	L, 24-17	48,318

• Jacksonville's .591 winning percentage against Cincinnati is the team's second-best mark against any opponent in franchise history. The Jaguars' .727 home winning percentage against the Bengals is their best home figure versus any opponent faced at least 10 times at TIAA Bank Field.

• Prior to losing four consecutive games against Cincinnati since 2008, Jacksonville went 11-2 (.846) against the Bengals from Dec. 1, 1996-Oct. 9, 2005, the best head-to-head stretch against any opponent of 10-plus games in franchise history.

• From Nov. 8, 1998-Sept. 17, 2000, the Jaguars won five consecutive games versus Cincinnati, the third-longest winning streak against any opponent in team history (Baltimore - eight games from 1996-99; Cleveland - six games from 1995-2000).

• Since **Doug Marrone** was named the Jaguars' head coach in January 2017, Jacksonville is 6-1 against the AFC North with a +95-point differential, including the postseason. In franchise history, the Jaguars are 49-35 in regular season games against AFC North opponents, the team's best mark against any division. From 1995-2001, the Jaguars were in the AFC Central with the Browns, Bengals and Steelers.

The Jaguars have a series advantage against every team in the AFC North: the Steelers (14-12), Browns (12-5), Bengals (13-9) and Ravens (12-9), including the postseason.

NOTE THE QUOTE: HC DOUG MARRONE

"I try to go back to this foundation and really kind of re-focus. Because I think one of the difficulties of where you go in the season, especially early on—and it doesn't matter whether you're older or younger, everyone handles things differently, each team is a little bit mixed—but it's just everything is so extreme, of what goes on in the beginning. You win, and oh my gosh, all of a sudden it's just one way, if you lose it's another—and there's so much talk that goes on that challenges you to stay focused and it pulls you away from maybe some of the things you need to focus on to get better. I mean, that's kind of what I spoke to the team about today and that's what I've seen in my career, that's what I believe and it's up to me to keep these guys with their focus, where we can keep getting better each day and have a better performance on Sunday to win."

JAGUARS IN THE COMMUNITY



HISPANIC HERITAGE MONTH

In celebration of Hispanic Heritage Month, the Jacksonville Jaguars joined the First Coast Hispanic Chamber of Commerce (FCHCC) on Tuesday, September 21 to recognize 10 future leaders and giving back to more than 200 deserving local families in the Jacksonville area.

The Jaguars annually sponsor the FCHCC's gala to recognize 10 exceptional Hispanic and Latino students with college scholarships. When the gala was postponed due to COVID, the Jaguars, FCHCC and the scholarship recipients partnered with Feeding Northeast Florida (FNEF) to create today's food distribution event in recognition of September also being Hunger Awareness Month.

According to FNEF, between March and July of this year, 10.8 million meals have been distributed throughout Northeast Florida, which is an 82 percent increase in need from last year as a result of the pandemic. Through the support of the Jaguars and other corporate partners, more than 200 Hispanic and Latino families received a two-week supply of groceries from Feeding Northeast Florida including free produce, dairy and paper products.

Former Jaguars WR **Arrelious Benn** and his wife joined Jaxson de Ville and members of THE ROAR in volunteering for the food distribution alongside the scholarship recipients.


"We're here to be servant leaders in these trying times with COVID," said Benn. "Things aren't normal for people in their everyday lives. For us to help them with their groceries and their needs and to be here representing the Jaguars along with the kids who won the awards is just amazing."



CARING FOR THE COMMUNITY

Jacksonville Jaguars Owner **Shad Khan** and the Jaguars Foundation worked together with players, coaches and partners to respond to the worldwide COVID-19 crisis in a variety of ways:

- Owner **Shad Khan** committed \$1 million to local organizations including the Florida First Coast Relief Fund at the United Way of Northeast Florida, Feeding Northeast Florida, Clara White Mission and the American Red Cross.
- Head Coach **Doug Marrone** and General Manager **David Caldwell** contributed \$8,000 each to the 2020 NFL Draft-A-Thon, joining thousands of NFL fans across the nation. Jacksonville received more than \$100,000 from the worldwide fundraiser to support local efforts via the United Way of Northeast Florida.
- The Jaguars distributed 55,000 masks to citizens, nonprofit shelters, feeding programs and the Duval County Public Schools. Jaguars legend **Tony Boselli**, who himself recovered from COVID-19, participated in a team-produced public service announcement urging the public to wear masks.
- Daily's and the Jaguars distributed \$30,000 in gift cards to health care workers, first responders, educators, veterans and more.
- OL **Tyler Shatley** gifted \$10,000, matched by the Jaguars Foundation for a total of \$20,000 to help provide 1,500 prepared meals delivered daily to senior citizens in partnership with Florida Blue and Feeding Northeast Florida to support restaurants providing meals for first responders and healthcare workers.
- CB **Tre Herndon** and his girlfriend, **Treyleanna Robinson**, gifted more than 10,000 meals to via Feeding Northeast Florida.
- WR **Chris Conley**, alongside his goldendoodle, Waffles, put his video game skills to good use by taking part in a Twitch Stream-Aid online Fortnite tournament, raising \$9,300 for the World Health Organization.
- K **Josh Lambo** partnered with Pet Paradise and other organizations, to cover a portion of the adoption fees and six months of dog food for any dogs adopted from Jacksonville Beach shelter Furever Urs.
- LB **Leon Jacobs**, whose mother has worked as a nurse for more than 20 years, helped provide an all-day food truck to employees at LA+USC Medical Center.
- Jaguars players and the Jaguars Foundation partnered with Academy Sports to donate 650 balls, frisbees, jump ropes and other pieces of athletic equipment to local nonprofits to distribute to area children and encourage exercise even while attending school virtually from home.



Head Coach **Doug Marrone** salutes healthcare workers from his home office during the 2020 NFL Draft.



BLACK LIVES MATTER

Following widespread outrage over the death of George Floyd while in police custody in Minneapolis, and joining in a nationwide push for racial equality, Jaguars ownership, players, coaches and front office staff began taking steps to create positive change on the First Coast.

On June 3, Owner **Shad Khan** penned a personal op-ed, sharing his own experience with discrimination as a Muslim-American and announcing his commitment to work alongside the team to level the playing field for all to have equal access to the American dream.

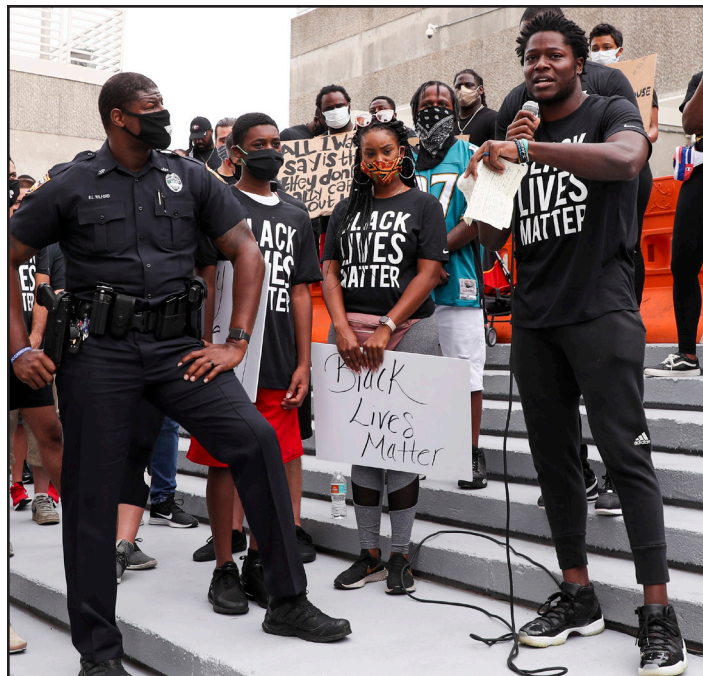
"Racism, in all its forms, will kill," said Khan. "It kills people, it kills communities, it kills dreams, it kills hope. For many Americans, now is the moment. Never has that been clearer. I don't want to waste this moment."

Jaguars players took action June 5, as they led an organization-wide march to raise awareness for racial injustice against the Black community. More than 250 members of the Jaguars organization, including players, coaches, front office staff and their families, started at TIAA Bank Field at 9:04 a.m. and proceeded to the Jacksonville Sheriff's Office while wearing Black Lives Matter t-shirts.

WR **Chris Conley** addressed the crowd and called attention to markers of racism still present in Jacksonville. "We cannot allow comfortability with revisionist history to disarm our minds and weaken our convictions," said Conley. "A Confederate monument sits a couple of blocks from here, praising the south's dark past."

Three days later, a Confederate monument was removed from a downtown Jacksonville park. Conley challenged those in attendance and those watching from home to continue the fight. "This is only the beginning here in Jacksonville. Let's make sure that we maintain this momentum so this is not a moment and this is a movement."

As a team, Jaguars players are working on several plans this season to educate and engage the community on a variety of important topics, including voting and legislative reform, youth education through arts and sports, financial stimulus and police and community relations.



WR **Chris Conley** at the Jacksonville Sheriff's Office headquarters on Friday, June 5 alongside JSO Officer and former TE **Ernest Wilford**.

GET IN THE GAME



On Tuesday, Sept. 1, the Jacksonville Jaguars launched an organization-wide commitment to voter education organized by players and coaches and designed to encourage fans to "Get in the Game" with a call for civic engagement. The season-long campaign kicked off with a public service announcement encouraging voter registration and will continue through Election Day with activations via social media, on game day, through grassroots activities and national partnerships.

"You can look at voting as a privilege, and as a naturalized U.S. citizen, you can be assured that I do," said Jaguars Owner **Shad Khan**. "But I also see it as a civic responsibility. If we're serious about being better in our communities and throughout our nation, and all voices being heard and respected, we have to participate in the electoral process. No exceptions. It's our duty to cast a ballot. If you haven't registered to vote, please do by October 5. If you're registered, please vote."

The campaign began with a non-partisan, "Get in the Game" public service announcement featuring Jaguars players and coaches, including Head Coach **Doug Marrone** and QB **Gardner Minshew II**, calling for fans in Florida to register to vote by the October 5 deadline. The Jaguars have also created www.jaguars.com/vote as a resource for the community looking for more information on voter registration and key deadlines.

Jaguars front office employees have the option to "Get in the Game" and further support the voters of Duval County by taking training from the Duval County Supervisor of Elections office to serve as poll workers on Election Day. Employees can participate in this day of service and have the opportunity to donate their time to the Jaguars Foundation.

Jaguars players, coaches and front office staff all recently participated in virtual voter education courtesy of RISE, a non-profit organization selected by the NFL to support their national NFL Votes campaign. RISE's nonpartisan initiative RISE to Vote led a virtual team meeting on August 17, walking players through the registration process and giving them insight on the history of voting rights in America.



WEEK 1 WONDER

In Jacksonville's victory in Week 1 against the Colts, QB **Gardner Minshew II** completed 19 of 20 passes (95.0 comp. pct.) for 173 yards and three TDs for a passer rating of 142.3, becoming the third player in NFL history to throw for at least three TD passes and complete at least 95.0 percent of his passes in a single game.

AT LEAST THREE PASSING TDS AND 95.0 COMP. PCT., SINGLE GAME, NFL HISTORY (MIN. 20 ATT.)

TM	PLAYER	DATE	OPP.	COMP.	ATT.	COMP. PCT.	TD
JAX	QB Gardner Minshew II	9/13/20	IND	19	20	95.0	3
NOR	QB Drew Brees	12/16/19	IND	29	30	96.7	4
LAC	QB Philip Rivers	11/25/18	ARI	28	29	96.5	3

Minshew is the first player to ever accomplish the feat on Kickoff Weekend and the youngest player to achieve the milestone.

KICKOFF WEEKEND SUCCESS

In 2019, QB **Gardner Minshew II** came off the bench and completed 88.0 percent (22 of 25) of his passes in his NFL debut in Week 1 against Kansas City. His 88.0 completion percentage was the fourth-highest in a single game in the NFL in 2019 (min. 15 attempts).

This season, Minshew posted a 95.0 completion percentage on 19 of 20 passing for 173 yards and three TDs in Week 1 against Indianapolis. His 95.0 completion percentage was the highest in single-game franchise history.

The Brandon, Miss. native now owns two of the three highest completion percentages in Week 1 in NFL history.

COMPLETION PERCENTAGE, WEEK 1, NFL HISTORY (MIN. 20 ATT.)

RK.	TM	PLAYER	DATE	OPP.	COMP.	ATT.	COMP. PCT.
1.	JAX	QB Gardner Minshew II	9/13/20	IND	19	20	95.0
2.	SEA	QB Russell Wilson	9/13/20	ATL	31	35	88.6
3.	JAX	QB Gardner Minshew II	9/8/19	K.C.	22	25	88.0

MINSHAW IN CRUNCH TIME

In 2020, QB **Gardner Minshew II** has completed 19 of 25 passes (76 comp. pct) for 179 yards and three TDs on third downs for a passer rating of 134.8. His passer rating on third down is the fifth-best in the NFL, while his three TDs are tied for the second-most in the league on third downs.

PASSER RATING ON THIRD DOWN, NFL, 2020 (MIN. 10 ATT.)

RK.	TM	PLAYER	COMP.	ATT.	COMP. PCT.	YDS.	TD	RATE
1.	LAC	QB Justin Herbert	16	20	80.0	193	2	140.2
2.	BUF	QB Josh Allen	17	23	73.9	200	3	139.5
3.	BAL	QB Lamar Jackson	13	18	72.2	165	2	137.5
4.	KC	QB Patrick Mahomes	21	29	72.4	233	5	135.5
5.	JAX	QB Gardner Minshew II	19	25	76.0	179	3	134.8

NOTE THE QUOTES: QB GARDNER MINSHAW II

"I'm just super grateful. I have got an offensive coordinator that is calling good plays, receivers that caught the ball, an offensive line that is giving me time, and a running game that really got us ahead of the chains. I'm just trying to do my job one play at a time, and I'm very grateful for the opportunities and the people around me."

TOP RATE THROUGH 17

In Week 1 against Indianapolis, QB **Gardner Minshew II** posted his ninth game with a passer rating greater than 95.0. His nine games with a 95.0 passer rating through his first 17 career games is tied for sixth-most in the NFL during the last decade.

GAMES WITH A PASSER RATING OF AT LEAST 95.0, FIRST 17 CAREER GAMES PLAYED, 2011-20

RK.	TM	PLAYER	GAMES
1.	K.C.	QB Patrick Mahomes	13
2.	DAL	QB Dak Prescott	12
	SEA	QB Russell Wilson	12
4.	HOU	QB Deshaun Watson	10
	WAS	QB Robert Griffin II	10
6.	JAX	QB Gardner Minshew II	9
	PHI	QB Nick Foles	9

ROOKIE LEADER

QB **Gardner Minshew II** led all rookies in 2019 in the NFL with six wins, a 92.1 QB rating and six games with at least a 100 QB rating. See below for how the sixth-round QB compared to his first-year counterparts.

QB WINS, ROOKIES, 2019, NFL

RK.	PLAYER (TEAM)	DRAFTED	GP	WINS
1.	QB Gardner Minshew II (JAX)	Sixth Round	14	6
2.	QB Kyler Murray (ARI)	First Round	16	5
3.	QB Drew Lock (DEN)	Second Round	5	4

QB RATING (MIN. 100 ATTEMPTS), ROOKIES, 2019, NFL

RK.	PLAYER (TEAM)	DRAFTED	ATT.	QBR
1.	QB Gardner Minshew II (JAX)	Sixth Round	470	91.2
2.	QB Drew Lock (DEN)	Second Round	156	89.7
3.	QB Daniel Jones (NYG)	First Round	459	87.7
4.	QB Kyler Murray (ARI)	First Round	542	87.4

GAMES WITH AT LEAST A 100 QB RATING, ROOKIES, 2019, NFL

RK.	PLAYER (TEAM)	DRAFTED	GAMES
1.	QB Gardner Minshew II (JAX)	Sixth Round	6
2.	QB Daniel Jones (NYG)	First Round	4
3.	QB Kyler Murray (ARI)	First Round	3
	QB Mason Rudolph (PIT)	Third Round	3

'SHEW CAN RUN, TOO

QB **Gardner Minshew II** threw 21 TDs while rushing for 344 yards in 2019, becoming just the fifth rookie in NFL history to rush for 300-plus yards while throwing at least 20 TD passes.

QBs WITH AT LEAST 300+ YDS RUSHING AND 20+ TD PASSES, ROOKIES, NFL HISTORY

PLAYER (TEAM)	YEAR	RUSHING YDS.	PASSING TDs
QB Robert Griffin III (WAS)	2012	815	26
QB Gardner Minshew (JAX)	2019	344	21
QB Cam Newton (CAR)	2011	706	21
QB Russell Wilson (SEA)	2012	815	20
QB Kyler Murray (ARI)	2019	544	20



FIRST-YEAR MILESTONES

QB **Gardner Minshew II** rewrote the franchise's rookie record book in 2019, throwing for more yards and TDs than any first-year signal-caller in Jaguars history.

PASSING YARDS (SEASON), ROOKIES, FRANCHISE HISTORY

RK.	PLAYER	SEASON	PASSING YARDS
1.	QB Gardner Minshew II	2019	3,271
2.	QB Blake Bortles	2014	2,908
3.	QB Byron Leftwich	2003	2,819
4.	QB Blaine Gabbert	2011	2,214

PASSING YARDS (GAME), ROOKIES, FRANCHISE HISTORY

RK.	PLAYER	GAME	PASSING YARDS
1.	QB Gardner Minshew II	Oct. 6, 2019 at CAR	374
2.	QB Blake Bortles	Oct. 12, 2014 at TEN	336
3.	QB Byron Leftwich	Oct. 5, 2003 vs. S.D.	336
4.	QB Gardner Minshew II	Nov. 3, 2019 vs. HOU	309

PASSING TDS (SEASON), ROOKIES

RK.	PLAYER	SEASON	PASSING TDS
1.	QB Gardner Minshew II	2019	21
2.	QB Byron Leftwich	2003	14
3.	QB Blaine Gabbert	2011	12
4.	QB Blake Bortles	2014	11

PASSING TDS (GAME), ROOKIES, FRANCHISE HISTORY

RK.	PLAYER	GAME	PASSING TDS
1.	QB Gardner Minshew II	Oct. 27, 2019 vs. NYJ	3
	QB Gardner Minshew II	Dec. 29, 2019 vs. IND	3
2.	Five players tied		2

TALE OF THE TAPE

QB **Gardner Minshew II** was selected in the sixth round of the 2019 NFL Draft. Prior to his selection, he attended four different collegiate institutions and earned several accolades along the way. He initially attended Troy University on an academic scholarship before transferring to Northwest Mississippi Community College.

Northwest Mississippi Community College (2016)

- Led NWMCC to a NJCAA National Championship after completing 223 of 367 passes for 3,288 yards and 28 TDs

East Carolina (2016-17)


- Completed 293 of 506 attempts for 2,140 yards and 16 TDs as a junior before earning his bachelor's degree in communications in December 2017

Washington State (2018)

- Finished fifth in the 2018 Heisman Trophy voting after setting Pac-12 Conference and WSU single-season records in passing yards (4,779) and completions (468)

- Won the 2018 Johnny Unitas Golden Arm Award (nation's top senior or fourth-year junior QB) and was named a finalist for the Walter Camp Player of the Year after leading the country in passing (367.6 yards per game)


THE EVOLUTION OF THE 'STACHE



NWCC (2015)



ECU (2017)



WSU (2018)



JAX (2020)

On the origins of the 'stache: "I've done weird facial hair stuff for a long time, but the 'stache caught on [at Washington State]. There were a bunch of us that were going to do it going into fall camp. We get about half way through it and everyone else quit on me. I was like, I'm going to do this longer than anybody and then it just caught on."

On if he thought the cult status would develop: "Absolutely not. It's taken on a life of its own. *It calls the shots now. I'm just along for the ride.*"

AIR IT OUT

QB **Gardner Minshew II** completed 20 passes of 30-plus yards during his rookie season, tied for the second-most 30-yard completions by a rookie since the stat began being tracked in 1991.

PASS COMPLETIONS OF 30+ YARDS, ROOKIES, 1991-2019

RK.	PLAYER (TEAM)	YEAR	COMPLETIONS
1.	QB Andrew Luck (IND)	2012	21
2.	QB Gardner Minshew II (JAX)	2019	20
	QB Kyler Murray (ARI)	2019	20
4.	QB Geno Smith (NYJ)	2013	19
	QB Andy Dalton (CIN)	2011	19
	QB Matt Ryan (ATL)	2008	19
	QB Kerry Collins (CAR)	1995	19

NOTE THE QUOTES: QB GARDNER MINSHEW II

"Just from confidence of filling in, to just being his team—being the captain. I think that's a big jump because you know that the guys in the locker room support you and they want you to succeed. So, I think that's the biggest thing that transfers on the field—translates to the field because when you're dropping back, everybody on the team wants you to succeed. So, I think that's the biggest thing and the confidence that he has."

- WR DJ Chark Jr.

"I think he's a superstar. But him on and off the field, he's a great guy, great quarterback, and he's also a special human being and he's just a guy that you just want to be around. He gives off that energy. My wife loves him, probably more than she loves me, which I'm kind of a little mad at. She thinks he's a superstar, so I kind of have to check him about that. But that's just the vibe he gives. He's a superstar on and off field but he doesn't give off that attitude and I love Gardner. That's my guy, G-Money."

- DE Josh Allen



UNDRAFTED GEM

Undrafted rookie RB **James Robinson** has started all three games in 2020 for the Jaguars and leads Jacksonville with 210 rushing yards and 339 scrimmage yards. His 339 scrimmage yards are the most in franchise history by a player through their first three career games.

Robinson's 339 scrimmage yards ranks second among rookies while WR **Laviska Shenault Jr.**'s 153 scrimmage yards rank tenth. The Jaguars are the only team with two rookies among the top 10 rookie leaders in scrimmage yards. Robinson has scored three TDs this season, which leads all rookies.

SCRIMMAGE YARDS, ROOKIES, 2020

RK.	PLAYER	RUSHING	RECEIVING	TOTAL
1.	RB Clyde Edwards-Helaire (KC)	240	102	342
2.	RB James Robinson (JAX)	210	129	339
3.	RB Jonathan Taylor (IND)	182	79	261
4.	WR Justin Jefferson (MIN)	0	245	245
5.	WR CeeDee Lamb (DAL)	10	230	240
6.	RB Joshua Kelley (LAC)	167	58	225
7.	WR Jerry Jeudy (DEN)	0	173	173
8.	WR Chase Claypool (PIT)	8	151	159
9.	WR Antonio Gibson (WAS)	140	16	156
10.	WR Laviska Shenault Jr. (JAX)	48	105	153

TOTAL TDs ROOKIES, 2020

RK.	PLAYER	TOTAL TDs
1.	RB James Robinson (JAX)	3
2.	RB J.K. Dobbins (BAL)	2
	RB Jonathan Taylor (IND)	2
	RB Antonio Gibson (WAS)	2
	WR Tee Higgins (CIN)	2

TERRIFIC THROUGH THREE

RB **James Robinson's** 339 scrimmage yards and 210 rushing yards are both the most in franchise history through a player's first three career games.

SCRIMMAGE YARDS, FIRST THREE GAMES, JAGUARS HISTORY

RK.	PLAYER	RUSHING	RECEIVING	TOTAL
1.	RB James Robinson (2020)	210	129	339
2.	RB Leonard Fournette (2017)	199	66	265
3.	RB Fred Taylor (1998)	174	85	259
4.	RB T.J. Yeldon (2015)	154	38	192
5.	WR Allen Hurns (2014)	0	186	186

RUSHING YARDS, FIRST THREE GAMES, JAGUARS HISTORY

RK.	PLAYER	RUSHING YARDS	RUSHING TDs
1.	RB James Robinson (2020)	210	3
2.	RB Leonard Fournette (2017)	199	3
3.	RB Fred Taylor (1998)	174	1
4.	RB T.J. Yeldon (2015)	154	0
5.	RB James Stewart (1995)	117	0

NOTE THE QUOTE: RB JAMES ROBINSON

"[He's a] great overall guy, a great locker room guy. He's been doing a lot of great things for us in this offense with [Offensive Coordinator] Coach Gruden, so we're excited to have him around. He's been doing great and adjusting to the game plans and knowing what to do and how to do it. [He's] just trusting the offensive line and what Coach Gruden calls and he just goes with it. He's a great guy."

- OL Jawaan Taylor

ELITE COMPANY

Undrafted rookie RB **James Robinson** is one of five rookies to total at least 300 scrimmage yards in the first three weeks of a season over the last 10 seasons (2011-20). He is one of two rookies to post at least 300 scrimmage yards and three TDs (RB **Kareem Hunt**) over the last 10 years in Weeks 1-3.

SCRIMMAGE YARDS, WEEKS 1-3 ROOKIES, 2011-20

RK.	PLAYER	RUSHING	RECEIVING	TOTAL
1.	RB Kareem Hunt (K.C., 2017)	401	137	538
2.	RB Dalvin Cook (MIN, 2017)	288	82	370
3.	RB Saquon Barkley (NYG, 2018)	216	137	353
4.	RB Clyde Edwards-Helaire (KC)	240	102	342
5.	RB James Robinson (JAX, 2020)	210	129	339

NOTE THE QUOTE: RB JAMES ROBINSON

"All week, really all camp, we knew what we had in James and we knew he could do it. I'm so happy for him. A guy who really got overlooked in the whole process. He is a guy that I identify with. Coming out of high school a very productive player, but didn't get recruited like he should. Super productive in college, but didn't get scouted like he should. He's a great football player, and I'm super glad he got the opportunity to get out there and he made the most of it."

- QB Gardner Minshew II

TOUCHDOWN TYLER

TE **Tyler Eifert** caught his 25th career TD reception and his first TD with the Jaguars on a 19-yard grab on third-and-10 in the first quarter at Tennessee in Week 2. Eifert was originally drafted by Cincinnati in 2013 and caught 185 passes for 2,152 yards and 24 TDs in seven seasons with the Bengals (2013-19) before joining the Jaguars in 2020 free agency.

EIFERT'S CAREER STATS

YEAR	TEAM	GP/GS	REC	YDS	AVG.	LG	TD
2013	CIN	15/15	39	445	11.4	61	2
2014	CIN	1/1	3	37	12.3	20	0
2015	CIN	13/12	52	615	11.8	31	13
2016	CIN	8/2	29	394	13.6	71	5
2017	CIN	2/1	4	46	11.5	22	0
2018	CIN	4/2	15	179	11.9	29	1
2019	CIN	16/4	43	436	10.1	27	3
2020	JAX	3/1	6	55	9.2	19	1
NFL totals: 8 yrs.		61/38	191	2,207	11.6	71	25

VERSATILE VISKA

WR **Laviska Shenault Jr.** has recorded 153 scrimmage yards in three games - 105 receiving yards and 48 rushing yards. Shenault's 48 rushing yards are the third-most by any wide receiver in the NFL and his 11 receptions are the fourth-most among rookie wide receivers.

Shenault, a 2020 second-round pick, registered seven rushing TDs and 10 receiving TDs at Colorado and was the only player in school history to score two rushing TDs and two receiving TDs in the same game.

RUSHING YARDS BY WIDE RECEIVERS, NFL, 2020

RK.	PLAYER	RUSHING ATTEMPTS	RUSHING YARDS
1.	WR Robert Woods (LAR)	7	63
2.	WR Cordarrelle Patterson (CHI)	15	57
3.	WR Laviska Shenault Jr. (JAX)	8	48
4.	WR Curtis Samuel (CAR)	9	38
5.	WR Brandon Aiyuk (S.F.)	1	23

DEFENSIVE NOTES



NOT JOSHIN' AROUND

DE **Josh Allen** totaled 10.5 sacks in 2019, surpassing former DE **Yannick Ngakoué**'s rookie franchise record of 8.0. Allen's 10.5 sacks led the Jaguars and were the most among rookies in the NFL last season. They were tied for fourth in the NFL among rookies in a single season in the last 10 seasons. Allen posted his first sack of the season in Week 3 against Miami, and his 11.5 sacks are the most by any player in franchise history through 19 career games. He has 1.0 sack in one career game against Cincinnati.

SACKS, ROOKIES, 2019, NFL

RK.	PLAYER	DRAFTED	SACKS
1.	DE Josh Allen (JAX)	1st round (7th overall)	10.5
2.	DE Nick Bosa (S.F.)	1st round (3rd overall)	9.0
3.	DE Maxx Crosby (OAK)	4th round (106th overall)	8.5
4.	DE Brian Burns (CAR)	1st round (16th overall)	6.5
	DE Chase Winovich (N.E.)	3rd round (77th overall)	5.5

SACKS, ROOKIES, 2010-19

RK.	PLAYER	SEASON	SACKS
1.	OLB Aldon Smith (S.F.)	2011	14.0
2.	OLB Bradley Chubb (DEN)	2018	12.0
3.	OLB Von Miller (DEN)	2011	11.5
4.	DE Josh Allen (JAX)	2019	10.5
	DE Joey Bosa (LAC)	2016	10.5

SACKS, ROOKIES, FRANCHISE HISTORY

RK.	PLAYER	SEASON	SACKS
1.	DE Josh Allen	2019	10.5
2.	DE Yannick Ngakoué	2016	8.0
3.	DE Tony Brackens	1996	7.0
4.	DT John Henderson	2002	6.5
5.	LB Kevin Hardy	1996	5.5

PRO BOWL ROOKIE

In 2019, DE **Josh Allen** became the first rookie in franchise history to earn Pro Bowl honors. Allen is one of eight defensive linemen to make the Pro Bowl in franchise history.

DEFENSIVE LINEMEN TO MAKE THE PRO BOWL, JAGUARS HISTORY

PLAYER	PRO BOWLS	PRO BOWL YEARS
DE Josh Allen	1	2019
DL Calais Campbell	3	2017, 2018, 2019
DT Malik Jackson	1	2017
DE Yannick Ngakoué	1	2017
DT John Henderson	2	2004, 2006
DT Marcus Stroud	3	2003, 2004, 2005
DT Gary Walker	1	2001
DE Tony Brackens	1	1999

NOTE THE QUOTE: DE JOSH ALLEN

"We're a new team this year and we're just ready to prove, shock the world and win a lot of games in this organization for each other. [People] don't know what types of guys we have now and what types of competitors that we have. And we play together, we play as one defense, one sound, one mind and that's how we execute and that's how we're going to continue to play for the rest of the season."

TACKLE MACHINE

Since becoming a full-time starter in 2017, LB **Joe Schobert** has totaled 404 tackles, the third-most in the NFL during that span. Schobert has started at middle linebacker in all three games this season and posted 26 tackles.

TACKLES, 2017-20

RK.	PLAYER (TEAMS)	TACKLES
1.	LB Blake Martinez (G.B./NYG)	471
2.	LB Bobby Wagner (SEA)	456
3.	LB Joe Schobert (CLE)	404
4.	LB Luke Keuchly (CAR)	399
5.	LB Demario Davis (N.O./NYJ)	377

NOTE THE QUOTES: LB JOE SCHOBERT

"I like [Defensive Coordinator] Coach [Todd] Wash's scheme. I just feel like the way that me and Myles [Jack] are able to play as linebackers [and] the way the scheme is set up, there's going to be a lot of opportunities for us to run around the field, make a lot of plays on the ball, and have a good time doing it."

- LB **Joe Schobert** on his fit with the Jaguars

RACK 'EM UP JACK

Through three games, LB **Myles Jack** is tied for first in the NFL with 33 total tackles. Jack is one of just two players (Vikings LB **Eric Kendricks**) to post double-digit tackles in all three games this season.

TACKLES, 2020

RK.	PLAYER (TEAMS)	TACKLES
1.	LB Myles Jack (JAX)	33
2.	LB Devin White (T.B.)	33
3.	LB Eric Kendricks (MIN)	33
4.	LB Zach Cunningham (HOU)	32
5.	LB Jaylon Smith (DAL)	32

NOTE THE QUOTES: LB MYLES JACK

"I'm just going to continue working hard; get my body right, get healthy and just show everybody that I can still do what I've been doing. To have another baller with me in Joe [Schobert], I thought it was better because I feel like as a linebacker, when you've got somebody who's up to your caliber or just understands, you guys can speak the same language, it makes your job that much easier. So, it's really a tandem job and I really feel like them bringing Joe in, really made it a lot easier for me, so it was cool."

- LB **Myles Jack**

"With Joe [Schobert] being there, Joe has to do all the communication so Myles [Jack] can just line up and just play ball. See ball, get ball. That's [when he's] at his best so just moving him over just to the right, to the left without him communicating as much has been more beneficial for him and more beneficial for the team. He's just flying around, he's making a lot of plays."

- DE **Josh Allen**

CJ'S COVERAGE

Through three games, rookie CB **CJ Henderson** has posted 13 tackles, four passes defended and one INT. Henderson's four passes defended are the second-most among rookies in the NFL this season.

PASSES DEFENSED, ROOKIES, 2020

RK.	PLAYER (TEAM)	PASSES DEFENSED	INTS
1.	CB Jaylon Johnson (CHI)	5	0
2.	CB CJ Henderson (JAX)	4	1
3.	CB L'Jairus Sneed (K.C.)	3	2



JAGUARS 2020 STATISTICS



Jacksonville Jaguars / Week 3 / Through Thursday, September 24, 2020 / Regular Season

Won 1, Lost 2

9/13/2020 W 27 - 20
9/20/2020 L 30 - 33
9/24/2020 L 13 - 31

Indianapolis Colts
at Tennessee Titans
Miami Dolphins

Jacksonville Opponent

Total First Downs	69	73
Rushing	18	22
Passing	45	38
Penalty	6	13
3rd Down: Made/Att	18/34	18/36
3rd Down Pct.	52.9%	50.0%
4th Down: Made/Att	1/4	2/4
4th Down Pct.	25.0%	50.0%
Possession Avg.	28:32	31:28
Total Net Yards	1039	1093
Avg. Per Game	346.3	364.3
Total Plays	184	185
Avg. Per Play	5.6	5.9
Net Yards Rushing	328	349
Avg. Per Game	109.3	116.3
Total Rushes	67	92
Net Yards Passing	711	744
Avg. Per Game	237.0	248.0
Sacked/Yards Lost	10/76	3/18
Gross Yards	787	762
Attempts/Completions	107/79	90/72
Completion Pct.	73.8%	80.0%
Had Intercepted	3	2
Punts/Average	8/46.6	7/40.9
Net Punting Avg.	40.6	39.7
Penalties/Yards	22/184	15/161
Fumbles/Ball Lost	3/1	0/0
Touchdowns	9	10
Rushing	3	3
Passing	6	7
Returns	0	0

Score By Periods

	Q1	Q2	Q3	Q4	OT	Pts
Team	7	24	10	29	0	70
Opponents	35	27	13	9	0	84

Scoring	TD	Ru	Pa	Rt	PAT	FG	2Pt	Pts
J.Robinson	3	3	0	0	0/0	0/0	0	18
J.Lambo	0	0	0	0	6/7	3/3	0	15
K.Cole	2	0	2	0	0/0	0/0	0	12
D.Chark	1	0	1	0	0/0	0/0	0	6
C.Thompson	1	0	1	0	0/0	0/0	0	6
T.Eifert	1	0	1	0	0/0	0/0	0	6
L.Shenault	1	0	1	0	0/0	0/0	0	6
B.Wright	0	0	0	0	1/2	0/0	0	1
Team	9	3	6	0	7/9	3/3	0	70
Opponents	10	3	7	0	9/10	5/6	0	84

2-Pt. Conversions: Team 0/0, Opponents: 0/0

Sacks: K.Chaisson 1.0, M.Jack 1.0, J.Allen 1.0 **Team: 3.0,**

Opponents: 10.0

Rushing	No.	Yds	Avg	Long	TD
J.Robinson	43	210	4.9	39	3
G.Minshew	12	60	5.0	16	0
L.Shenault	8	48	6.0	14	0
C.Thompson	4	10	2.5	5	0
Team	67	328	4.9	39	3
Opponents	92	349	3.8	29	3

Receiving	No.	Yds	Avg	Long	TD
K.Cole	15	148	9.9	23	2
L.Shenault	11	105	9.5	18	1
J.Robinson	10	129	12.9	28	0
C.Thompson	10	61	6.1	14t	1
C.Conley	8	88	11.0	24	0
J.O'Shaughnessy	8	69	8.6	13	0
D.Chark	7	109	15.6	45	1
T.Eifert	6	55	9.2	19t	1
C.Johnson	2	17	8.5	14	0
D.Westbrook	1	4	4.0	4	0
B.Miller	1	2	2.0	2	0
Team	79	787	10.0	45	6
Opponents	72	762	10.6	63	7

Interceptions	No.	Yds	Avg	Long	TD
C.Henderson	1	22	22.0	22	0
A.Wingard	1	12	12.0	12	0
Team	2	34	17.0	22	0
Opponents	3	45	15.0	44	0

Punting	No	Yds	Avg	Net	TB	In	Lg	B
L.Cooke	8	373	46.6	40.6	1	2	63	0
Team	8	373	46.6	40.6	1	2	63	0
Opponents	7	286	40.9	39.7	0	5	57	0

Punt Returns	Ret	FC	Yds	Avg	Long	TD
D.Westbrook	1	1	8	8.0	8	0
C.Claybrooks	1	1	0	0.0	0	0
K.Cole	0	1	0	0.0	0	0
Team	2	3	8	4.0	8	0
Opponents	3	1	28	9.3	15	0

Kickoff Returns	No.	Yds	Avg	Long	TD
C.Claybrooks	3	50	16.7	39	0
K.Cole	1	24	24.0	24	0
Team	4	74	18.5	39	0
Opponents	9	175	19.4	41	0

Field Goals	1-19	20-29	30-39	40-49	50+
J.Lambo	0/0	0/0	1/1	1/1	1/1
Team	0/0	0/0	1/1	1/1	1/1
Opponents	0/0	1/1	2/3	1/1	1/1

Fumbles Lost: G.Minshew 1 **Total: 1**

Opponent Fumble Recoveries: **Total: 0**

Passing	Att	Cmp	Yds	Cmp%	Yds/Att	TD	TD%	Int	Int%	Long	Sack	Lost	Rating
G.Minshew	107	79	787	73.8%	7.4	6	5.6%	3	2.8%	45	10/	76	101.3
Team	107	79	787	73.8%	7.4	6	5.6%	3	2.8%	45	10/	76	101.3
Opponents	90	72	762	80.0%	8.5	7	7.8%	2	2.2%	63	3/	18	118.6

BENGALS 2020 STATISTICS



Cincinnati Bengals / Week 3 / Through Sunday, September 27, 2020 / Regular Season

Won 0, Lost 2, Tied 1

9/13/2020	L	13 - 16	Los Angeles Chargers
9/17/2020	L	30 - 35	at Cleveland Browns
9/27/2020	T	23 - 23	at Philadelphia Eagles

	Cincinnati				Opponent			
Total First Downs	73				69			
Rushing	14				33			
Passing	53				30			
Penalty	6				6			
3rd Down: Made/Att	17/45				21/45			
3rd Down Pct.	37.8%				46.7%			
4th Down: Made/Att	5/5				1/4			
4th Down Pct.	100.0%				25.0%			
Possession Avg.	30:14				29:46			
Total Net Yards	952				1177			
Avg. Per Game	317.3				392.3			
Total Plays	225				215			
Avg. Per Play	4.2				5.5			
Net Yards Rushing	238				545			
Avg. Per Game	79.3				181.7			
Total Rushes	70				110			
Net Yards Passing	714				632			
Avg. Per Game	238.0				210.7			
Sacked/Yards Lost	14/107				5/20			
Gross Yards	821				652			
Attempts/Completions	141/91				100/61			
Completion Pct.	64.5%				61.0%			
Had Intercepted	1				3			
Punts/Average	15/48.4				12/47.6			
Net Punting Avg.	42.9				42.1			
Penalties/Yards	20/162				25/204			
Fumbles/Ball Lost	4/2				2/0			
Touchdowns	6				8			
Rushing	1				5			
Passing	5				3			
Returns	0				0			
Score By Periods	Q1	Q2	Q3	Q4	OT	Pts		
Team	10	20	16	20	0	66		
Opponents	7	33	10	24	0	74		
Scoring	TD	Ru	Pa	Rt	PAT	FG	2Pt	Pts
R.Bullock	0	0	0	0	6/6	8/9	0	30
T.Higgins	2	0	2	0	0/0	0/0	0	12
J.Burrow	1	1	0	0	0/0	0/0	0	6
C.Uzomah	1	0	1	0	0/0	0/0	0	6
T.Boyd	1	0	1	0	0/0	0/0	0	6
M.Thomas	1	0	1	0	0/0	0/0	0	6
Team	6	1	5	0	6/6	8/9	0	66
Opponents	8	5	3	0	8/8	6/7	0	74

2-Pt. Conversions: Team 0/0, Opponents: 0/0

Sacks: C.Lawson 3.0, S.Hubbard 1.0, J.Bynes 1.0 **Team: 5.0, Opponents: 14.0**

Rushing	No.	Yds	Avg	Long	TD
J.Mixon	52	164	3.2	14	0
J.Burrow	16	64	4.0	23t	1
G.Bernard	2	10	5.0	7	0
Team	70	238	3.4	23t	1
Opponents	110	545	5.0	33	5

Receiving	No.	Yds	Avg	Long	TD
T.Boyd	21	230	11.0	25	1
A.Green	13	116	8.9	15	0
G.Bernard	12	98	8.2	42	0
D.Sample	9	53	5.9	10	0
C.Uzomah	8	87	10.9	23t	1
T.Higgins	8	75	9.4	18	2
M.Thomas	8	57	7.1	14	1
J.Mixon	7	58	8.3	18	0
A.Tate	2	29	14.5	19	0
J.Ross	2	17	8.5	15	0
C.Carter	1	1	1.0	1	0
Team	91	821	9.0	42	5
Opponents	61	652	10.7	43t	3

Interceptions	No.	Yds	Avg	Long	TD
W.Jackson	1	30	30.0	30	0
L.Wilson	1	0	0.0	0	0
L.Sims	1	0	0.0	0	0
Team	3	30	10.0	30	0
Opponents	1	0	0.0	0	0

Punting	No	Yds	Avg	Net	TB	In	Lg	B
K.Huber	15	726	48.4	42.9	3	7	70	0
Team	15	726	48.4	42.9	3	7	70	0
Opponents	12	571	47.6	42.1	0	4	63	0

Punt Returns	Ret	FC	Yds	Avg	Long	TD
A.Erickson	6	3	66	11.0	22	0
Team	6	3	66	11.0	22	0
Opponents	5	5	22	4.4	13	0

Kickoff Returns	No.	Yds	Avg	Long	TD
B.Wilson	4	156	39.0	45	0
G.Bernard	1	14	14.0	14	0
Team	5	170	34.0	45	0
Opponents	1	46	46.0	46	0

Field Goals	1-19	20-29	30-39	40-49	50+
R.Bullock	0/0	2/2	2/3	3/3	1/1
Team	0/0	2/2	2/3	3/3	1/1
Opponents	0/0	3/3	0/0	2/2	1/2

Fumbles Lost: J.Mixon 1, J.Burrow 1 **Total: 2**

Opponent Fumble Recoveries: **Total: 0**

Passing	Att	Cmp	Yds	Cmp%	Yds/Att	TD	TD%	Int	Int%	Long	Sack	Lost	Rating
J.Burrow	141	91	821	64.5%	5.8	5	3.5%	1	0.7%	42	14/	107	89.0
Team	141	91	821	64.5%	5.8	5	3.5%	1	0.7%	42	14/	107	89.0
Opponents	100	61	652	61.0%	6.5	3	3.0%	3	3.0%	43t	5/	20	77.6

ALPHABETICAL



NO	NAME	POS	HT	WT	DOB	AGE	EXP	COLLEGE	HOMETOWN	HOW ACQ.
53	Allen, Dakota	LB	6-1	232	11/2/95	24	2	Texas Tech	Humble, Texas	PS (LAR)-'19
41	Allen, Josh	DE	6-5	262	7/13/97	23	2	Kentucky	Montclair, N.J.	D1-'19
36	Barcoo, Luq	CB	6-1	175	7/27/98	22	R	San Diego State	San Diego, Calif.	FA-'20
78	Bartch, Ben	OL	6-6	309	7/22/98	22	R	St. John's (Minn.)	Dayton, Ore.	D4-'20
90	Bryan, Taven	DL	6-5	291	3/11/96	24	3	Florida	Casper, Wyo.	D1-'18
60	Cann, A.J.	OL	6-3	315	10/3/91	28	6	South Carolina	Bamberg, S.C.	D3-'15
45	Chaisson, K'Lavon	DE/LB	6-3	254	7/25/99	21	R	LSU	Houston, Texas	D1b-'20
17	Chark Jr., DJ	WR	6-4	198	9/23/96	24	3	LSU	Alexandria, La.	D2-'18
27	Claybrooks, Chris	CB/RS	5-9	179	7/17/97	23	R	Memphis	Nashville, Tenn.	D7-'20
84	Cole Sr., Keelan	WR	6-1	194	4/20/93	27	4	Kentucky Wesleyan	Louisville, Ky.	FA-'17
18	Conley, Chris	WR	6-3	205	10/25/92	27	6	Georgia	Dallas, Ga.	UFA (K.C.)-'19
9	Cooke, Logan	P	6-5	230	7/28/95	25	3	Mississippi State	Darbus, Miss.	D7b-'18
58	Costin, Doug	DT	6-2	295	10/5/97	22	R	Miami (Ohio)	West Chester, Pa.	FA-'20
87	Davis, Tyler	TE	6-4	252	4/2/97	23	R	Georgia Tech	North Bellmore, N.Y.	D6b-'20
88	Eifert, Tyler	TE	6-6	255	9/8/90	30	8	Notre Dame	Fort Wayne, Ind.	FA-'20
99	Ekualae, Daniel	DT	6-3	276	1/3/94	26	2	Washington State	Pago Pago, American Samoa	PS (JAX)-'20
2	Glennon, Mike	QB	6-7	225	12/12/89	30	8	North Carolina State	Fairfax County, Va.	FA-'20
96	Gotsis, Adam	DE	6-4	287	9/23/92	28	5	Georgia Tech	Melbourne, Australia	FA-'20
52	Hamilton, DaVon	DT	6-4	320	2/1/97	23	R	Ohio State	Pickerington, Ohio	D3-'20
3	Hauschka, Stephen	K	6-4	210	6/29/85	35	13	North Carolina State	Needham, Mass.	FA-'20
25	Hayden, D.J.	CB	5-11	190	6/27/90	30	8	Houston	Houston, Texas	UFA (Det.)-'18
23	Henderson, CJ	CB	6-1	204	9/30/98	21	R	Florida	Miami, Fla.	D1a-'20
37	Herndon, Tre	CB	5-11	185	3/5/96	24	3	Vanderbilt	Chattanooga, Tenn	FA-'18
44	Jack, Myles	LB	6-1	244	9/3/95	25	5	UCLA	Scottsdale, Ariz.	D2-'16
19	Johnson, Collin	WR	6-6	222	9/23/97	23	R	Texas	San Jose, Calif.	D5b-'20
95	Jones, Abry	DT	6-4	318	9/8/91	29	8	Georgia	Warner Robins, Ga.	FA-'13
29	Jones, Josh	S	6-2	220	9/20/94	26	4	North Carolina State	Walled Lake, Mich.	W (DAL)-'20
35	Jones IV, Sidney	CB	6-0	181	5/21/96	24	4	Washington	West Covina, Calif.	PS-'20
65	Linder, Brandon	OL	6-6	315	1/25/92	28	7	Miami (Fla.)	Southwest Ranches, Fla.	D3-'14
6	Luton, Jake	QB	6-6	224	4/11/96	24	R	Oregon State	Marysville, Wash.	D6a-'20
54	Marsh Sr., Cassius	LB	6-4	254	7/7/92	28	7	UCLA	Mission Hills, Calif.	FA-'20
46	Matiscik, Ross	LS	6-0	235	9/13/96	24	R	Baylor	McKinney, Texas	FA-'20
49	Miller, Bruce	FB	6-2	248	8/6/87	33	6	Central Florida	Canton, Ga.	FA-'20
15	Minschew II, Gardner	QB	6-1	225	5/16/96	24	2	Washington State	Brandon, Miss.	D6-'19
68	Norwell, Andrew	OL	6-6	325	10/25/91	28	7	Ohio State	Cincinnati, Ohio	UFA (Car.)-'18
33	Ogunbowale, Dare	RB	5-10	205	5/4/94	26	3	Wisconsin	Milwaukee, Wisc.	FA-'20
80	O'Shaughnessy, James	TE	6-4	245	1/14/92	28	6	Illinois State	Naperville, Ill.	W (N.E.)-'17
50	Quarterman, Shaquille	LB	6-0	234	10/28/97	22	R	Miami (Fla.)	Orange Park, Fla.	D4b-'20
76	Richardson Jr., Will	OL	6-6	306	1/4/96	24	3	North Carolina State	Burlington, N.C.	D4-'18
74	Robinson, Cam	OL	6-6	320	10/9/95	24	4	Alabama	West Monroe, La.	D2-'17
30	Robinson, James	RB	5-9	219	8/9/98	22	R	Illinois State	Rockford, Ill.	FA-'20
47	Schobert, Joe	LB	6-1	245	11/6/93	26	5	Wisconsin	Waukesha, Wis.	UFA (CLE)-'20
24	Scott, Josiah	CB	5-9	185	4/5/99	21	R	Michigan State	Hamilton, Ohio	D4a-'20
69	Shatley, Tyler	OL	6-3	310	5/5/91	29	6	Clemson	Icard, N.C.	FA-'14
10	Shenault Jr., Laviska	WR	6-1	227	10/5/98	21	R	Colorado	Desoto, Texas	D2-'20
94	Smoot, Dawuane	DL	6-3	264	3/2/95	25	4	Illinois	Groveport, Ohio	D3-'17
75	Taylor, Jawaan	OL	6-5	312	11/25/97	22	2	Florida	Cocoa, Fla.	D2-'19
20	Thomas, Daniel	S	5-10	215	7/1/98	22	R	Auburn	Montgomery, Ala.	D5a-'20
34	Thompson, Chris	RB	5-8	195	10/20/90	29	8	Florida State	Greenville, Fla.	FA-'20
40	Watson, Brandon	S	5-11	198	7/11/95	25	2	Michigan	Wilmington, Del.	PS (JAX)-'19
12	Westbrook, Dede	WR	6-0	178	11/21/93	26	4	Oklahoma	Cameron, Texas	D4-'17
42	Wingard, Andrew	S	6-0	209	12/5/96	23	2	Wyoming	Arvada, Colo.	FA-'19



NUMERICAL



NO	NAME	POS	HT	WT	DOB	AGE	EXP	COLLEGE	HOMETOWN	HOW ACQ.
2	Mike Glennon	QB	6-7	225	12/12/89	30	8	North Carolina State	Fairfax County, Va.	FA-'20
3	Stephen Hauschka	K	6-4	210	6/25/85	35	13	North Carolina State	Needham, Mass.	FA-'20
6	Jake Luten	QB	6-6	224	4/11/96	24	R	Oregon State	Marysville, Wash.	D6a-'20
9	Logan Cooke	P	6-5	230	7/28/95	25	3	Mississippi State	Darbut, Miss.	D7b-'18
10	Laviska Shenault Jr.	WR	6-1	227	10/5/98	21	R	Colorado	Desoto, Texas	D2-'20
12	Dede Westbrook	WR	6-0	178	11/21/93	26	4	Oklahoma	Cameron, Texas	D4-'17
15	Gardner Minshew II	QB	6-1	225	5/16/96	24	2	Washington State	Brandon, Miss.	D6-'19
17	DJ Chark Jr.	WR	6-4	198	9/23/96	24	3	Louisiana State	Alexandria, La.	D2-'18
18	Chris Conley	WR	6-3	205	10/25/92	27	6	Georgia	Dallas, Ga.	UFA (K.C.)-'19
19	Collin Johnson	WR	6-6	222	9/23/97	23	R	Texas	Los Angeles, Calif.	D5b-'20
20	Daniel Thomas	S	5-10	215	7/1/98	22	R	Auburn	Montgomery, Ala.	D5a-'20
23	CJ Henderson	CB	6-1	204	9/30/98	21	R	Florida	Miami, Fla.	D1a-'20
24	Josiah Scott	CB	5-9	185	4/5/99	21	R	Michigan State	Hamilton, Ohio	D4a-'20
25	D.J. Hayden	CB	5-11	190	6/27/90	30	8	Houston	Houston, Texas	UFA (Det.)-'18
27	Chris Claybrooks	CB/RS	5-9	179	7/17/97	23	R	Memphis	Nashville, Tenn.	D7-'20
29	Josh Jones	CB	6-2	220	9/20/94	26	3	North Carolina State	Walled lake, Mich.	W (DAL)-'20
30	James Robinson	RB	5-9	219	8/9/98	22	R	Illinois State	Rockford, Ill.	FA-'20
33	Dare Ogunbowale	RB	5-10	205	5/4/94	26	3	Wisconsin	Milwaukee, Wisc.	FA-'20
34	Chris Thompson	RB	5-8	195	10/20/90	29	8	Florida State	Greenville, Fla.	FA-'20
35	Sidney Jones IV	CB	6-0	181	5/21/96	24	4	Washington	West Covina, Calif.	PS-'20
36	Luq Barcoo	CB	6-1	175	7/27/98	22	R	San Diego State	San Diego, Calif.	FA-'20
37	Tre Herndon	CB	5-11	185	3/5/96	24	3	Vanderbilt	Chattanooga, Tenn.	FA-'18
40	Brandon Watson	S	5-11	198	7/11/95	25	2	Michigan	Wilmington, Del.	PS (JAX)-'19
41	Josh Allen	DE	6-5	262	7/13/97	23	2	Kentucky	Montclair, N.J.	D1-'19
42	Andrew Wingard	S	6-0	209	12/5/96	23	2	Wyoming	Arvada, Colo.	FA-'19
44	Myles Jack	LB	6-1	244	9/3/95	25	5	UCLA	Scottsdale, Ariz.	D2-'16
45	K'Lavon Chaisson	DE/LB	6-3	254	7/25/99	21	R	LSU	Houston, Texas	D1b-'20
46	Ross Maticcik	LS	6-0	235	9/13/96	24	R	Baylor	McKinney, Texas	FA-'20
47	Joe Schobert	LB	6-1	245	11/6/93	26	5	Wisconsin	Waukesha, Wis.	FA-'20
49	Bruce Miller	FB	6-2	248	8/6/87	33	6	Central Florida	Canton, Ga.	FA-'20
50	Shaquille Quarterman	LB	6-0	234	10/28/97	22	R	Miami (Fla.)	Orange Park, Fla.	D4b-'20
52	DaVon Hamilton	DT	6-4	320	2/1/97	23	R	Ohio State	Pickerington, Ohio	D3-'20
53	Dakota Allen	LB	6-1	232	11/2/95	24	2	Texas Tech	Humble, Texas	PS (LAR)-'19
54	Cassius Marsh Sr.	DE/LB	6-4	254	7/7/92	28	7	UCLA	Mission Hills, Calif.	FA-'20
58	Doug Costin	DT	6-2	295	10/5/97	22	R	Miami (Ohio)	West Chester, Pa.	FA-'20
60	A.J. Cann	OL	6-3	315	10/3/91	28	6	South Carolina	Bamberg, S.C.	D3-'15
65	Brandon Linder	OL	6-6	315	1/25/92	28	7	Miami (Fla.)	Southwest Ranches, Fla.	D3-'14
68	Andrew Norwell	OL	6-6	325	10/25/91	28	7	Ohio State	Cincinnati, Ohio	UFA (Car.)-'18
69	Tyler Shatley	OL	6-3	310	5/5/91	29	6	Clemson	Icard, N.C.	FA-'14
74	Cam Robinson	OL	6-6	320	10/9/95	24	4	Alabama	West Monroe, La.	D2-'17
75	Jawaan Taylor	OL	6-5	312	11/25/97	22	2	Florida	Cocoa, Fla.	D2-'19
76	Will Richardson Jr.	OL	6-6	306	1/4/96	24	3	North Carolina State	Burlington, N.C.	D4-'18
78	Ben Bartch	OL	6-6	309	7/22/98	22	R	St. John's (Minn.)	Dayton, Ore.	D4a-'20
80	James O'Shaughnessy	TE	6-4	245	1/14/92	28	6	Illinois State	Naperville, Ill.	W (N.E.)-'17
84	Keelan Cole Sr.	WR	6-1	194	4/20/93	27	4	Kentucky Wesleyan	Louisville, Ky.	FA-'17
86	Ben Ellefson	TE	6-3	250	9/1/96	24	R	North Dakota State	Hawley, Minn.	FA-'20
87	Tyler Davis	TE	6-4	252	4/2/97	23	R	Georgia Tech	North Bellmore, N.Y.	D6b-'20
88	Tyler Eifert	TE	6-6	255	9/8/90	30	8	Notre Dame	Fort Wayne, Ind.	FA-'20
90	Taven Bryan	DL	6-5	291	3/11/96	24	3	Florida	Casper, Wyo.	D1-'18
94	Dawuane Smoot	DL	6-3	264	3/2/95	25	4	Illinois	Groveport, Ohio	D3-'17
95	Abry Jones	DT	6-4	318	9/8/91	29	8	Georgia	Warner Robins, Ga.	FA-'13
96	Adam Gotsis	DE	6-4	287	9/23/92	28	5	Georgia Tech	Melbourne, Australia	FA-'20
99	Daniel Ekuale	DT	6-3	276	1/3/94	26	2	Washington State	Pago Pago, American Samoa	PS (JAX)-'20

PRACTICE SQUAD

7	Aldrick Rosas	K	6-3	221	12/30/94	25	4	Southern Oregon	Orland, Calif.	FA-'20
14	Terry Godwin	WR	5-11	185	10/23/96	23	1	Georgia	Hogansville, Ga.	FA-'19
16	Trey Quinn	WR	6-0	200	12/7/95	24	3	SMU	Baton Rouge, La.	PS-'20
31	Nathan Cottrell	RB	5-11	193	8/2/96	24	R	Georgia Tech	Knoxville, Tenn.	FA-'20
38	Josh Nurse	CB	6-3	200	7/17/96	24	R	Utah	Fayetteville, Ga.	FA-'20
39	Doug Middleton	S	6-0	210	9/25/93	27	4	Appalachian State	Winston-Salem, N.C.	FA-'20
43	Joe Giles-Harris	LB	6-2	234	4/1/97	23	2	Duke	Nyack, N.Y.	PS-'19
57	Nate Evans	LB	6-1	241	2/27/98	22	R	Central Florida	Waggoner, La.	FA-'20
62	KC McDermott	OL	6-5	311	4/18/96	24	2	Miami (Fla.)	Wellington, Fla.	FA-'18
64	Austen Pleasants	OL	6-7	328	8/22/97	23	R	Ohio	Ironton, Ohio	FA-'20
70	Jared Hilbers	OL	6-7	316	2/16/97	23	R	Washington	Beaverton, Ore.	FA-'20
77	Tre'Vour Wallace-Simms	OL	6-5	330	9/25/97	23	R	Missouri	St. Louis, Ill.	FA-'20
81	Josh Hammond	WR	6-0	194	7/24/98	22	R	Florida	Hallandale, Fla.	FA-'20
85	Eric Saubert	TE	6-5	253	5/9/94	26	3	Drake	Chicago	PS-'20
86	Ben Ellefson	TE	6-3	250	9/1/96	24	R	North Dakota State	Hawley, Minn.	FA-'20
92	Caraun Reid	DL	6-2	292	11/23/91	28	5	Princeton	Bronx, N.Y.	FA-'20

Bold = Practice Squad Veteran Spots



DEPTH CHART



Offense

WR:	17 DJ Chark Jr.	84 Keelan Cole Sr.	<u>19</u> <u>Collin Johnson</u>
LT:	74 Cam Robinson	76 Will Richardson Jr.	
LG:	68 Andrew Norwell	<u>78</u> <u>Ben Bartch</u>	
C:	65 Brandon Linder	69 Tyler Shatley	
RG:	60 A.J. Cann	<u>78</u> <u>Ben Bartch</u>	
RT:	75 Jawaan Taylor	76 Will Richardson Jr.	
TE:	80 James O'Shaughnessy	88 Tyler Eifert	<u>87</u> <u>Tyler Davis</u>
QB:	15 Gardner Minshew II	6 Jake Luton	2 Mike Glennon
RB:	30 James Robinson	34 Chris Thompson	33 Dare Ogunbowale
FB:	49 Bruce Miller		
WR:	18 Chris Conley	<u>10</u> <u>Laviska Shenault Jr.</u>	12 Dede Westbrook

Defense

DE	41 Josh Allen	<u>45</u> <u>K'Lavon Chaisson</u>		
NT	95 Abry Jones	<u>52</u> <u>DaVon Hamilton</u>	<u>58</u> <u>Doug Costin</u>	
DT	90 Taven Bryan	99 Daniel Ekuale		
DE	96 Adam Gotsis	94 Dawuane Smoot		
WLB	44 Myles Jack	53 Dakota Allen		
MLB	47 Joe Schobert	<u>50</u> <u>Shaquille Quarterman</u>		
SLB	54 Cassius Marsh Sr.			
RCB	37 Tre Herndon	<u>27</u> <u>Chris Claybrooks</u>	<u>24</u> <u>Josiah Scott</u>	35 Sidney Jones IV
FS	42 Andrew Wingard	40 Brandon Watson		
SS	29 Josh Jones	20 Daniel Thomas		
LCB	23 CJ Henderson	25 D.J. Hayden	<u>36</u> <u>Luq Barcoo</u>	

Special Teams

PK	3 Stephen Hauschka			
P	9 Logan Cooke			
H	9 Logan Cooke			
LS	49 Ross Maticcik			
PR	<u>27</u> <u>Chris Claybrooks</u>	12 Dede Westbrook		
KR	<u>27</u> <u>Chris Claybrooks</u>	84 Keelan Cole		

_____ = Rookie

PRONUNCIATION GUIDE

Luq Barcoo	Luke BAR-koo
Taven Bryan	TAY-ven
K'Lavon Chaisson	KAY-luh-vahn CHASE-on
A.J. Cann	CAN
Tyler Eifert	EYE-fert
Daniel Ekuale	Eee-qwall-lay
Adam Gotsis	GOT-sis
Stephen Hauschka	HOWSH-kuh
Tre Herndon	Tray
Abry Jones	AY-bree
Jake Luton	LOOT-in
Ross Maticcik	MATTA-sick
James O'Shaughnessy	oh-SEAN-uh-see
Dare Ogunbowale	DAR-ay OH-gun-buh-WALL-ay
Joe Schobert	SHOW-bert
Laviska Shenault Jr.	luh-VISK-uh shuh-nault
Dawuane Smoot	duh-WAHN
Dede Westbrook	dee-dee
Andrew Wingard	WING-urd

EXPERIENCE



NO	NAME	POS	HT	WT	DOB	AGE	EXP	COLLEGE	HOMETOWN
13th Year (1)									
3	Hauschka, Stephen	K	6-4	210	6/25/85	35	13	North Carolina State	Needham, Mass.
8th Year (5)									
7	Glennon Mike	QB	6-7	225	12/12/89	30	8	North Carolina State	Fairfax County, Va.
25	Hayden, D.J.	CB	5-11	190	6/27/90	30	8	Houston	Houston, Texas
88	Eifert, Tyler	TE	6-6	255	9/8/90	30	8	Notre Dame	Fort Wayne, Ind.
95	Jones, Abry	DT	6-4	318	9/8/91	29	8	Georgia	Warner Robins, Ga.
34	Thompson, Chris	RB	6-4	318	9/8/91	29	8	Georgia	Warner Robins, Ga.
7th Year (3)									
65	Linder, Brandon	OL	6-6	315	1/25/92	28	7	Miami (Fla.)	Southwest Ranches, Fla.
54	Marsh, Cassius	DE/LB	6-4	254	7/7/92	28	7	UCLA	Mission Hills, Calif.
68	Norwell, Andrew	OL	6-6	325	10/25/91	28	7	Ohio State	Cincinnati, Ohio
6th Year (5)									
60	Cann, A.J.	OL	6-3	315	10/3/91	28	6	South Carolina	Bamberg, S.C.
18	Conley, Chris	WR	6-3	205	10/25/92	27	6	Georgia	Dallas, Ga.
49	Miller, Bruce	FB	6-2	248	8/6/87	33	6	Central Florida	Canton, Ga.
80	O'Shaughnessy, James	TE	6-4	245	1/14/92	28	6	Illinois State	Naperville, Ill.
69	Shatley, Tyler	OL	6-3	310	5/5/91	29	6	Clemson	Icard, N.C.
5th Year (3)									
96	Gotsis, Adam	DE	6-4	287	9/23/92	26	5	Georgia Tech	Melbourne, Australia
44	Jack, Myles	LB	6-1	244	9/3/95	25	5	UCLA	Scottsdale, Ariz.
47	Schobert, Joe	LB	6-1	245	11/6/93	26	5	Wisconsin	Wakesha, Wis.
4th Year (6)									
84	Cole Sr., Keelan	WR	6-1	194	4/20/93	27	4	Kentucky Wesleyan	Louisville, Ky.
29	Jones, Josh	S	6-2	220	9/20/94	25	4	North Carolina State	Walled lake, Mich.
35	Jones IV, Sidney	CB	6-0	181	5/21/96	24	4	Washington	West Covina, Calif.
74	Robinson, Cam	OL	6-6	320	10/9/95	24	4	Alabama	West Monroe, La.
94	Smoot, Dawuane	DL	6-3	264	3/21/95	25	4	Illinois	Groveport, Ohio
12	Westbrook, Dede	WR	6-0	178	11/21/93	26	4	Oklahoma	Cameron, Texas
3rd Year (5)									
90	Bryan, Taven	DL	6-5	291	3/11/96	24	3	Florida	Casper, Wyo.
17	Chark Jr., DJ	WR	6-4	198	9/23/96	23	3	Louisiana State	Alexandria, La.
9	Cooke, Logan	P	6-5	230	7/28/95	25	3	Mississippi State	Darbus, Miss.
41	Herndon, Tre	CB	5-11	185	3/5/96	24	3	Vanderbilt	Chattanooga, Tenn
33	Ogunbowale, Dare	RB	5-10	205	5/4/94	26	3	Wisconsin	Milwaukee, Wisc.
2nd Year (7)									
53	Allen, Dakota	LB	6-1	232	11/2/95	24	2	Texas Tech	Humble, Texas
41	Allen, Josh	DE	6-5	262	7/13/97	23	2	Kentucky	Montclair, N.J.
99	Ekuale, Daniel	DT	6-3	276	1/3/94	26	2	Washington State	Pago Pago, American Samoa
15	Minshew II, Gardner	QB	6-1	225	5/16/96	24	2	Washington State	Flowood, Miss.
76	Richardson Jr., Will	OL	6-6	306	1/3/92	28	2	North Carolina State	Burlington, N.C.
75	Taylor, Jawaan	OL	6-5	312	11/25/97	22	2	Florida	Cocoa, Fla.
40	Watson, Brandon	S	5-11	198	7/11/95	25	2	Michigan	Wilmington, Del.
42	Wingard, Andrew	S	6-0	209	12/5/96	23	2	Wyoming	Arvada, Colo.
Rookies (16)									
36	Barcoo, Luq	CB	6-1	175	7/27/98	22	R	San Diego State	San Diego, Calif.
78	Bartch, Ben	OL	6-6	309	7/22/98	22	R	St. John's (Minn.)	Dayton, Ore.
45	Chaisson, K'Lavon	DE	6-3	254	7/25/99	21	R	LSU	Houston, Texas
7	Claybrooks, Chris	CB/RS	5-9	179	7/17/97	23	R	Memphis	Nashville, Tenn.
58	Costin, Doug	DT	6-2	295	10/5/97	22	R	Miami (Ohio)	West Chester, Pa.
87	Davis, Tyler	TE	6-4	252	4/2/97	23	R	Georgia Tech	North Bellmore, N.Y.
52	Hamilton, DaVon	DT	6-4	320	2/1/97	23	R	Ohio State	Pickerington, Ohio
23	Henderson, CJ	CB	6-1	204	9/30/98	21	R	Florida	Miami, Fla.
19	Johnson, Collin	WR	6-6	222	9/23/97	22	R	Texas	Los Angeles, Calif.
6	Luton, Jake	QB	6-6	224	4/11/96	24	R	Oregon State	Maryville, Wash.
46	Maticcik, Ross	LS	6-0	235	9/13/96	23	R	Baylor	McKinney, Texas
50	Quarterman, Shaquille	LB	6-0	234	10/28/97	22	R	Miami (Fla.)	Orange Park, Fla.
30	Robinson, James	RB	5-9	219	8/9/98	22	R	Illinois State	Rockford, Ill.
10	Shenault Jr., Laviska	WR	6-1	227	10/5/98	21	R	Colorado	Desoto, Texas
24	Scott, Josiah	CB	5-9	185	4/5/99	21	R	Michigan State	Hamilton, Ohio
20	Thomas, Daniel	S	5-10	215	7/1/98	22	R	Auburn	Montgomery, Ala.



JAGUARS BY POSITION



OFFENSE (24)

	NO	NAME	POS	HT	WT	EXP	COLLEGE
3 QUARTERBACKS							
	2	Glennon, Mike	QB	6-7	225	7	North Carolina State
	6	Luton, Jake	QB	6-6	224	R	Oregon State
	15	Minshew II, Gardner	QB	6-1	225	2	Washington State
4 RUNNING BACKS/FULLBACKS							
	30	Robinson, James	RB	5-9	219	R	Illinois State
	33	Ogunbowale, Dare	RB	5-10	205	3	Wisconsin
	34	Thompson, Chris	RB	5-8	195	8	Florida State
	49	Miller, Bruce	FB	6-2	248	6	Central Florida
6 WIDE RECEIVERS							
	10	Shenault Jr., Laviska	WR	6-1	227	R	Colorado
	12	Westbrook, Dede	WR	6-0	178	4	Oklahoma
	17	Chark Jr., DJ	WR	6-4	198	3	Louisiana State
	18	Conley, Chris	WR	6-3	205	6	Georgia
	19	Johnson, Collin	WR	6-6	222	R	Texas
	84	Cole Sr., Keelan	WR	6-1	194	4	Kentucky Wesleyan
3 TIGHT ENDS							
	80	O'Shaughnessy, James	TE	6-4	245	6	Illinois State
	87	Davis, Tyler	TE	6-4	252	R	Georgia Tech
	88	Eifert, Tyler	TE	6-6	255	8	Notre Dame
8 OFFENSIVE LINEMEN							
	60	Cann, A.J.	OL	6-3	315	6	South Carolina
	65	Linder, Brandon	OL	6-6	315	7	Miami (Fla.)
	68	Norwell, Andrew	OL	6-6	325	7	Ohio State
	69	Shatley, Tyler	OL	6-3	310	6	Clemson
	74	Robinson, Cam	OL	6-6	320	4	Alabama
	75	Taylor, Jawaan	OL	6-5	312	2	Florida
	76	Richardson Jr, Will	OL	6-6	306	3	North Carolina State
	78	Bartch, Ben	OL	6-6	309	R	St. John's (Minn.)

SPECIAL TEAMS (3)

3 KICKERS/SPECIALISTS							
	3	Hauschka, Stephen	K	6-4	210	13	North Carolina State
	9	Cooke, Logan	P	6-5	230	3	Mississippi State
	46	Maticcik, Ross	LS	6-0	235	R	Baylor

DEFENSE (26)

10 DEFENSIVE LINEMEN							
	41	Allen, Josh	DE/LB	6-5	262	2	Kentucky
	45	Chaisson, K'Lavon	DE/LB	6-3	254	R	LSU
	52	Hamilton, DaVon	DT	6-4	320	R	Ohio State
	54	Marsh Sr., Cassius	DE/LB	6-4	254	7	UCLA
	58	Costin, Doug	DT	6-2	295	R	Miami (Ohio)
	90	Bryan, Taven	DL	6-5	291	3	Florida
	94	Smoot, Dawuane	DL	6-3	264	4	Illinois
	95	Jones, Abry	DT	6-4	318	8	Georgia
	96	Gotsis, Adam	DE	6-4	287	5	Georgia Tech
	99	Ekuale, Daniel	DT	6-3	276	2	Washington State
4 LINEBACKERS							
	44	Jack, Myles	LB	6-1	244	5	UCLA
	47	Schobert, Joe	LB	6-1	245	5	Wisconsin
	50	Quarterman, Shaquille	LB	6-0	234	R	Miami (Fla.)
	53	Allen, Dakota	LB	6-1	232	2	Texas Tech
11 DEFENSIVE BACKS							
	20	Thomas, Daniel	S	5-10	215	R	Auburn
	23	Henderson, CJ	CB	6-1	204	R	Florida
	24	Scott, Josiah	CB	5-9	185	R	Michigan State
	25	Hayden, D.J.	CB	5-11	190	8	Houston
	27	Claybrooks, Chris	CB/RS	5-9	179	R	Memphis
	29	Jones, Josh	S	6-2	220	4	North Carolina State
	35	Jones IV, Sidney	CB	6-0	181	4	Washington
	36	Barcoo, Luq	CB	6-1	175	R	San Diego State
	37	Herndon, Tre	CB	5-11	185	3	Vanderbilt
	40	Watson, Brandon	S	5-11	198	2	Michigan
	42	Wingard, Andrew	S	6-0	209	2	Wyoming



HOW BUILT



Year	Rookie, Veteran And First-Year Free Agents (13)	Unrestricted Free Agents (7)	Trades (0)	Practice Squad (5)	Waivers (2)	College Draft (25)
2013	DT Abry Jones					
2014	OL Tyler Shatley					OL Brandon Linder
2015						OL A.J. Cann
2016						LB Myles Jack
2017	WR Keelan Cole Sr.				TE James O'Shaughnessy (N.E.)	OL Cam Robinson DL Dawuane Smoot WR Dede Westbrook
2018	CB Tre Herndon	CB D.J. Hayden OL Andrew Norwell		S Brandon Watson LB Dakota Allen		DL Taven Bryan WR DJ Chark Jr. OL Will Richardson Jr. P Logan Cooke
2019	S Andrew Wingard	WR Chris Conley				DE Josh Allen OL Jawaan Taylor QB Gardner Minshew II
2020	CB Luq Barcoo DT Doug Costin LS Ross Matiscik RB James Robinson DE Adam Gotsis FB Bruce Miller RB Dare Ogunbowale K Stephen Hauschka	LB Joe Schobert DE/LB Cassius Marsh Sr. TE Tyler Eifert RB Chris Thompson		QB Mike Glennon CB Sidney Jones IV DT Daniel Ekuale	S Josh Jones (DAL)	CB CJ Henderson LB/DE K'Lavon Chaisson WR Laviska Shenault Jr. DT DaVon Hamilton OL Ben Barch CB Josiah Scott LB Shaquille Quarterman S Daniel Thomas WR Collin Johnson QB Jake Luten TE Tyler Davis CB/RS Chris Claybrooks

2020 COACHING STAFF

Head Coach - Doug Marrone

Offensive Staff

Offensive Coordinator - **Jay Gruden**
 Offensive Assistant - **Chris O'Hara**
 Wide Receivers Coach - **Keenan McCardell**
 Tight Ends Coach - **Ron Middleton**
 Quarterbacks Coach - **Ben McAdoo**
 Offense - Research - **Eric Price**
 Offensive Quality Control - **Denard Robinson**
 Running Backs Coach - **Terry Robiskie**
 Assistant Offensive Line Coach - **Tony Sparano Jr.**
 Offensive Line Coach - **George Warhop**

Defensive Staff

Defensive Coordinator - **Todd Wash**
 Linebackers Coach - **Mark Collins**
 Secondary Coach - Safeties - **Joe Danna**
 Assistant Linebackers Coach - **Tony Gilbert**
 Defensive Line Coach - **Jason Rebrovich**
 Defensive Assistant - **Dwayne Stukes**
 Secondary Coach - Cornerbacks - **Tim Walton**

Special Teams Staff

Special Teams Coordinator - **Joe DeCamillis**
 Assistant Special Teams Coordinator - **Mike Mallory**

Coaching Support Staff

Director of Team Administration - **Tyler Wolf**
 Assistant to the Head Coach and Administrator of Coaching
 Operations - **ElizaBeth Mayers**



2020 GAME SUMMARIES



WEEK 1 VS. INDIANAPOLIS

Sept. 13, 2020 at TIAA Bank Field

	1	2	3	4	OT	Final
INDIANAPOLIS COLTS (0-1)	7	2	0	3	-	20
JACKSONVILLE JAGUARS (1-0)	0	14	3	10	-	27

The Jaguars began the season with a big opening-day win over the division-rival Indianapolis Colts, coming from behind with two scores in the final 6 minutes to claim a 27-20 victory at TIAA Bank Field. QB **Gardner Minshew II** completed 19 of his 20 passes on the day for 173 yards, with scoring throws to WRs **DJ Chark Jr.**, **Laviska Shenault Jr.** and **Keelan Cole**, while undrafted rookie RB **James Robinson** ran for 62 yards in his NFL debut. Indianapolis started fast with a seven-play, 63-yard drive resulting in a 7-0 lead on RB **Nyheim Hines'** 12-yard scoring run. The Jacksonville offense started slowly with punts on its first two possessions, while the defense rose up with a fourth-down stop at the Jacksonville 3-yard line on the Colts' second drive. The defense then changed the momentum on the next series when rookie CB **CJ Henderson** picked off QB **Philip Rivers** and returned it 22 yards to the Colts 27. That set up Minshew's 6-yard TD pass to Chark to tie the score at 7-7. Indianapolis responded with an 11-play, 75-yard drive capped by Rivers' 8-yards touchdown pass to Hines, but the Jaguars answered with a 75-yard drive of their own to tie the game at 14-14 on Shenault's 15-yard scoring catch with 1:38 remaining in the first half. The Colts regained a 17-14 lead on the final play of the half: a 38-yard field goal by rookie K **Rodrigo Blankenship**. In the third quarter Blankenship hit the left upright with a 30-yard attempt, and Jacksonville capitalized with K **Josh Lambo** nailing a 50-yard field goal for a 17-17 tie with 3:30 left in the quarter. Blankenship bounced back to make a 25-yard field goal on the ensuing possession to regain the lead at 20-17, but the Jaguars were not done. Their 75-yard march included three runs and three passes as well as a 15-yard horse collar penalty to get to the Indy 22, from where Minshew hit Cole for a 22-yard TD to give the Jaguars their first lead of the day at 24-20 with 5:56 remaining. Rivers then threw his second INT of the day, this time to S **Andrew Wingard**, to set up Lambo's second field goal of the day from 46 yards for a 27-20 lead with 2:50 left. The Jacksonville defense stopped the Colts eight plays later on 4th-and-5 from the Jacksonville 26 to seal the win.

Team	Q	Time	Scoring Play	Drive Info
IND	1	11:42	Hines 12 yd. run (Blankenship kick)	7-63, 3:18
JAX	2	10:42	Chark 6 yd. pass from Minshew (Lambo kick)	4-27, 2:08
IND	2	4:45	Hines 8 yd. pass from Rivers (Blankenship kick)	11-75, 5:57
JAX	2	1:38	Shenault 15 yd. pass from Minshew (Lambo kick)	9-75, 3:07
IND	2	0:05	Blankenship 38 yd. field goal	7-47, 1:33
JAX	3	3:30	Lambo 50 yd. field goal	7-48, 4:12
IND	4	9:39	Blankenship 25 yd. field goal	14-72, 8:51
JAX	4	5:56	Cole 22 yd. pass from Minshew (Lambo kick)	6-75, 3:43
JAX	4	2:50	Lambo 46 yd. field goal	4-3, 1:34

Team Statistics

	Colts	Jaguars
First Downs (Run-Pass-Pen)	27 (5-17-5)	17 (4-11-2)
Total Yards-Plays-Avg.	445-69-6.4	241-47-5.1
Rushing Yards-Attempts-Avg.	88-22-4.0	91-23-4.0
Net Yards Passing (Sacked-Yds)	357 (1-6)	150 (4-23)
Att-Comp-Int	46-36-2	20-19-0
Third Down Conversions (%)	4-12 (33%)	5-10 (50%)
Fourth Down Conversions (%)	1-3 (33%)	0-0 (0%)
Punts-Avg.	0-0.0	3-45.3
Fumbles-Lost	0-0	0-0
Penalties-Yards	5-80	6-61
Time of Possession	33:23	26:37

Individual Statistics

Jaguars Rushing: Robinson 16-62, Minshew 5-19, Shenault 2-10
Colts Rushing: Hines 7-28 (TD), Mack 4-26, Taylor 9-22, Campbell (1-9), Rivers (1-3)

Jaguars Passing: Minshew 19-20-173 (3 TDs)
Colts Passing: Rivers 36-46-363 (TD, 2 INTs)

Jaguars Receiving: Cole 5-47 (TD), Shenault 3-37, Chark 3-25, Thompson 2-6, Robinson 1-28, Johnson 1-14, Eifert 1-8, Conley 1-6, Miller 1-2, O'Shaughnessy 1-0
Colts Receiving: Hines 8-45, Campbell 6-71, Taylor 6-67, Hilton 4-53, Doyle 3-49, Mack 3-30, Alie-Cox 2-20, Pascal 2-18, Pittman 2-10

Sacks: Jaguars 1.0 (Jack)
Sacks: Colts 4.0 (Auty 2.0, Houston 1.0, Willis 1.0)

Interceptions: Jaguars 2 (Henderson 1, Wingard 1)
Interceptions: Colts 0

Paid Attendance: 14,100 **Time:** 2:53 **Temperature:** 80 degrees

WEEK 2 AT TENNESSEE

Sept. 20, 2020 at Nissan Stadium

	1	2	3	4	OT	Final
JACKSONVILLE JAGUARS (1-1)	7	3	7	13	-	30
TENNESSEE TITANS (2-0)	14	10	6	3	-	33

The Jaguars trailed 14-0 early after yielding touchdowns on the Titans' first two drives, sparked by a 63-yard completion on the game's first play, but a second-half rally with three consecutive touchdown drives of their own tied the game at 30-30 with 7:25 remaining in the fourth quarter. From there the teams exchanged punts before Tennessee marched to the Jacksonville 31-yard line, where K **Stephen Gostkowski** kicked the eventual game-winning field goal from 49 yards with 1:36 left. With no timeouts remaining the Jaguars tried to rally, but on the third play of the possession QB **Gardner Minshew II's** pass was batted at the line and intercepted by LB **Harold Landry** to seal the 33-30 win. Just before halftime K **Josh Lambo** had kicked a 35-yard field goal with :12 remaining to cut the Tennessee lead to 21-10, but Gostkowski - after a short squib kick by Lambo off a Titans player - converted a 51-yard field goal on the half's final play to make it a 14-point margin at 24-10. The Jaguars had five red zone drives and scored four TDs and one field goal, while Tennessee tallied four touchdowns on its four such possessions. The Titans also had the game's only turnovers, with CB **Kristian Fulton** and Landry picking off Minshew passes. While RB **Derrick Henry** was limited to 84 rushing yards on 25 carries, Jaguars rookie RB **James Robinson** turned in his first 100-yard day with 102 yards on 16 carries, a 6.4-yard average. Minshew completed 30 of 45 passes for 339 yards with touchdown strikes to TE **Tyler Eifert**, WR **Keelan Cole Sr.** and RB **Chris Thompson** as the Jaguars outgained Tennessee, 480 yards to 354. TE **Jonnu Smith** caught two of QB **Ryan Tannehill's** career-best four TD passes.

Team	Q	Time	Scoring Play	Drive Info
TEN	1	13:22	Smith 13 yd. pass from Tannehill (Gostkowski kick)	3-77, 1:38
TEN	1	5:43	Davis 9 yd. pass from Tannehill (Gostkowski kick)	5-30, 1:56
JAX	1	3:43	Eifert 19 yd. pass from Minshew (Lambo kick)	6-75, 2:00
TEN	2	1:47	Smith 4 yd. pass from Tannehill (Gostkowski kick)	13-85, 5:50
JAX	2	0:12	Lambo 35 yd. field goal	10-58, 1:35
TEN	2	0:00	Gostkowski 51 yd. field goal	2-16, 0:12
JAX	3	7:04	J. Robinson 17 yd. run (Lambo kick)	14-89, 7:56
TEN	3	2:04	Humphries 18 yd. pass from Tannehill (Gostkowski kick)	9-75, 5:00
JAX	4	14:16	Cole 2 yd. pass from Minshew (Lambo kick)	7-75, 2:48
JAX	4	7:25	Thompson 14 yd. pass from Minshew (Lambo kick)	9-86, 5:02
TEN	4	1:36	Gostkowski 49 yd. field goal	8-29, 1:53

Team Statistics

	Jaguars	Titans
First Downs (Run-Pass-Pen)	30 (9-20-1)	23 (7-12-4)
Total Yards-Plays-Avg.	480-74-6.5	354-59-6.0
Rushing Yards-Attempts-Avg.	165-27-6.1	123-34-3.6
Net Yards Passing (Sacked-Yds)	315 (2-24)	231 (1-8)
Att-Comp-Int	45-30-2	24-18-0
Third Down Conversions (%)	10-14 (71%)	7-11 (64%)
Fourth Down Conversions (%)	1-1 (100%)	0-0 (0%)
Punts-Avg.	2-40.0	3-40.7
Fumbles-Lost	2-0	0-0
Penalties-Yards	8-60	4-30
Time of Possession	33:22	26:38

Individual Statistics

Jaguars Rushing: Robinson 16-102 (TD), Shenault 5-37, Minshew 4-19, Thompson 2-7
Titans Rushing: Henry 25-84, Tannehill 4-12, Batson 1-11, Perry 2-9, McNichols 2-7

Jaguars Passing: Minshew 30-45-339 (3 TDs, 2 INTs)
Titans Passing: Tannehill 18-24-239 (4 TDs)

Jaguars Receiving: Cole 6-58 (TD), Chark 4-84, Conley 4-48, O'Shaughnessy 4-40, Eifert 3-36, Shenault 3-35, Thompson 3-20, Robinson 3-18
Titans Receiving: Humphries 5-48, Smith 4-84, Firkser 4-45, Davis 3-36, Batson 2-26

Sacks: Jaguars 1.0 (Chaisson)
Sacks: Titans 2.0 (Crawford 1.0, Vaccaro 1.0)

Interceptions: Jaguars 0
Interceptions: Titans 2 (Fulton, Hooker)

Paid Attendance: 0 **Time:** 2:59 **Temperature:** 72 degrees



2020 GAME SUMMARIES



WEEK 3 VS. MIAMI

Sept. 24, 2020 at TIAA Bank Field

	1	2	3	4	OT	Final
MIAMI DOLPHINS (1-2)	14	7	7	3	-	31
JACKSONVILLE JAGUARS (1-2)	0	7	0	6	-	13

For the third week in a row the Jaguars got off to a slow start and fell behind early, this time in a 31-13 Thursday Night loss to the Miami Dolphins. Miami entered the game at 0-2, but TD drives of 84 and 80 yards on a combined 29 plays on their first three possessions gave them a 14-0 first-quarter lead which grew to 21-7 by the middle of the second period. Dolphins QB **Ryan Fitzpatrick** completed his first 12 passes, including touchdown throws to WR **Preston Williams** and TE **Mike Gesicki**. The Jaguars found the endzone on their second possession, marching 75 yards in nine plays with RB **James Robinson** scoring on an 11-yard run up the middle, which made it 14-7 early in the second quarter. The Dolphins' ensuing touchdown by Gesicki made it 21-7 before Jacksonville was stopped on its next drive when QB **Gardner Minshew II** was sacked for a 10-yard loss on 4th-and-6 at the Miami 36. It would be the first of three failed fourth-down plays for the Jaguars. In the second half Miami extended its lead to 28-7 on Fitzpatrick's 1-yard run which followed a Minshew fumble at the Jacksonville 5-yard line. The Jaguars' next drive ended in a failed 4th-and-11 at the Miami 33, but they found the endzone on their next opportunity with Robinson's second TD run from 1 yard out to get within 15 at 28-13 before newly-activated K **Brandon Wright** missed the extra point. A third fourth-down stop on Jacksonville's next possession, with a 6-yard sack on 4th-and-5 from their own 26-yard line, set up a K **Jason Sanders** 30-yard field goal for the final 31-13 margin. A Minshew interception ended the Jaguars' final drive of the night at the Miami 3. Minshew completed 30 of his 42 passes for 275 yards and was sacked four times, while Fitzpatrick finished 18 of 20 for 160 yards with two TDs.

Team	Q	Time	Scoring Play	Drive Info
MIA	1	8:09	Williams 3 yd. pass from Fitzpatrick (Sanders kick)	12-86, 6:51
MIA	1	2:37	Howard 1 yd. run (Sanders kick)	6-80, 3:17
JAX	2	3:04	J. Robinson 11 yd. run (Wright kick)	9-75, 4:33
MIA	2	5:58	Gesicki 15 yd. pass from Fitzpatrick (Sanders kick)	11-75, 7:06
MIA	3	2:01	Fitzpatrick 1 yd. run (Sanders kick)	4-5, 2:03
JAX	4	9:03	J. Robinson 1 yd. run (kick failed)	10-51, 3:11
MIA	4	3:49	Sanders 30 yd. Field Goal	4-7, 0:58

Team Statistics

	Dolphins	Jaguars
First Downs (Run-Pass-Pen)	22 (10-9-4)	22 (5-14-3)
Total Yards-Plays-Avg.	294-57-5.2	318-63-5.0
Rushing Yards-Attempts-Avg.	138-36-3.8	72-17-4.2
Net Yards Passing (Sacked-Yds)	156 (1-4)	246 (4-29)
Att-Comp-Int	20-18-0	42-30-1
Third Down Conversions (%)	7-13 (54%)	3-10 (30%)
Fourth Down Conversions (%)	1-1 (100%)	0-3 (0%)
Punts-Avg.	4-41.0	3-52.3
Fumbles-Lost	0-0	1-1
Penalties-Yards	6-51	8-63
Time of Possession	34:22	25:38

Individual Statistics

Jaguars Rushing: Robinson 11-46 (2 TDs), Minshew 3-22, Thompson 2-3, Shenault 1-1

Dolphins Rushing: Gaskin 22-66, Fitzpatrick 7-38, Grant 1-29, Breida 3-4, Howard 3-1

Jaguars Passing: Minshew 20-42-275 (1 INT)

Dolphins Passing: Fitzpatrick 18-20-160 (2 TDs)

Jaguars Receiving: Robinson 6-83, Thompson 5-35, Shenault 5-33, Cole 4-43, Conley 3-34, O'Shaughnessy 3-29, Eifert 2-11, Westbrook 1-4, Johnson 1-3

Dolphins Receiving: Parker 5-69, Gaskin 5-29, Ford 2-14, Williams 2-7, Grant 1-19, Gesicki 1-15 (TD), Smythe 1-7, Fitzpatrick 1-0

Sacks: Jaguars 1.0 (Allen)

Sacks: Dolphins 4.0 (Grugier-Hill - 1.0; Van Ginkel - 1.0; Van Noy - 1.0; Ogbah - 0.5; Sieler - 0.5)

Interceptions: Jaguars 0

Interceptions: Dolphins 1 (Howard)

Paid Attendance: 16,563

Time: 3:01

Temperature: 81 degrees



LAST TIME IT HAPPENED



TEAM

OVERTIME GAME WON

REGULAR SEASON

By Jaguars — Jacksonville 20, Los Angeles Chargers 17, 11/12/17
By Opponents — at New York Jets 23, Jacksonville 20, 10/1/17

POSTSEASON

Jacksonville has never had an overtime game in the playoffs.

SHUTOUT

REGULAR SEASON

By Jaguars — Jacksonville 6, Indianapolis 0, 12/2/18
By Opponents — at Seattle 41, Jacksonville 0, 10/11/09

POSTSEASON

By Jaguars — N/A
By Opponents — N/A

SCORELESS FIRST HALF

REGULAR SEASON

By Jaguars — Jacksonville 0, Tampa Bay 25, 12/1/19
(Final: Tampa Bay 28, Jacksonville 11)
By Opponents — Tennessee 0, Jacksonville 14, 9/19/19
(Final: Tennessee 7, Jacksonville 20)

POSTSEASON

By Jaguars — N/A
By Opponents — New England 0, Jacksonville 12, 1/3/99
(Final: Jacksonville 25, New England 10)

SCORELESS SECOND HALF

REGULAR SEASON

By Jaguars — Jacksonville 0, Houston 17, 11/3/19
(Final: Houston 26, Jacksonville 3)
By Opponents — Indianapolis 0, Jacksonville 22, 12/29/19
(Final: Indianapolis 20, Jacksonville 38)

POSTSEASON

By Jaguars — Jacksonville 0, New England 21, 1/7/06
(Final: New England 28, Jacksonville 3)
By Opponents — Buffalo 0, Jacksonville 7, 1/7/18
(Final: Jacksonville 10, Buffalo 3)

400 TOTAL YARDS

REGULAR SEASON

By Jaguars — Jacksonville at Tennessee, 480, 9/20/20
By Opponents — Indianapolis at Jacksonville, 445, 9/13/20

POSTSEASON

By Jaguars — Jacksonville vs. Miami, 520, 1/15/00
By Opponents — Pittsburgh vs. Jacksonville, 545, 1/14/18

500 TOTAL YARDS

REGULAR SEASON

By Jaguars — Jacksonville at Carolina, 507, 10/6/19
By Opponents — Atlanta vs. Jacksonville, 518, 12/22/19

POSTSEASON

By Jaguars — Jacksonville vs. Miami, 520, 1/15/00
By Opponents — Pittsburgh vs. Jacksonville, 545, 1/14/18

50 POINTS SCORED

REGULAR SEASON

By Jaguars — Jacksonville vs. Indianapolis, 51 (51-16), 12/13/15
By Opponents — New England vs. Jacksonville, 51 (51-17), 9/27/15

POSTSEASON

By Jaguars — Jacksonville vs. Miami, 62 (62-17), 1/15/00
By Opponents — N/A

OFFENSE

100 YARDS RUSHING

REGULAR SEASON

By Jaguars — James Robinson at Tennessee (102 yards), 9/20/20
By Opponents — Austin Ekeler of Los Angeles Chargers (101 yards), 12/8/19

POSTSEASON

By Jaguars — Leonard Fournette at Pittsburgh (109 yards), 1/14/18
By Opponents — L. Maroney of New England (122 yards), 1/12/08

200 YARDS RUSHING

REGULAR SEASON

By Jaguars — Leonard Fournette at Denver (225 yards), 9/29/19
By Opponents — Derrick Henry of Tennessee (238 yards), 12/6/18

POSTSEASON

By Jaguars — N/A
By Opponents — N/A

300 YARDS PASSING

REGULAR SEASON

By Jaguars — Gardner Minshew II at Tennessee (339 yards), 9/20/20
By Opponents — Philip Rivers of Indianapolis (363 yards), 9/13/20

POSTSEASON

By Jaguars — N/A
By Opponents — Ben Roethlisberger of Pittsburgh (462 yards), 1/14/18

400 YARDS PASSING

REGULAR SEASON

By Jaguars — Blake Bortles at Kansas City (430 yards), 10/7/18
By Opponents — Drew Brees of New Orleans (412 yards), 12/27/15

POSTSEASON

By Jaguars — N/A
By Opponents — Ben Roethlisberger of Pittsburgh (462 yards), 1/14/18

100 YARDS RECEIVING

REGULAR SEASON

By Jaguars — DJ Chark Jr. (104 yards) at Indianapolis, 11/17/19
By Opponents — Julio Jones (166 yards) of Atlanta, 12/22/19

POSTSEASON

By Jaguars — Jimmy Smith vs. Miami (136 yards), 1/15/00
By Opponents — Brandin Cooks of New England (100 yards), 1/21/18

200 YARDS RECEIVING

REGULAR SEASON

By Jaguars — Justin Blackmon at Houston (236 yards), 11/18/12
By Opponents — Josh Gordon of Cleveland (261 yards), 12/01/13

POSTSEASON

By Jaguars — N/A
By Opponents — N/A

100 YARDS RUSHING IN A HALF

REGULAR SEASON

By Jaguars — Leonard Fournette at Denver (190 in 2nd half), 9/29/19
By Opponents — Derrick Henry of Tennessee (133 yards in 2nd half), 11/24/19

POSTSEASON

By Jaguars — Fred Taylor vs. Miami (135 in 1st half), 1/15/00
By Opponents — T. Davis of Denver (101 in 2nd half), 12/27/97



LAST TIME IT HAPPENED



OFFENSE

TWO 100-YARD RUSHERS IN SAME GAME

REGULAR SEASON

By Jaguars — R. Jennings (109 yards) & M. Jones-Drew (101 yards) vs. Oakland, 12/12/10
By Opponents — Marlon Mack (109 yards) and Jonathan Williams (116 yards) of Indianapolis, 11/17/19

POSTSEASON

By Jaguars — N/A
By Opponents — T. Davis (184 yards) & D. Loville (103 yards) of Denver, 12/27/97

100 YARDS RECEIVING IN A HALF

REGULAR SEASON

By Jaguars — DJ Chark Jr. vs. Kansas City (111 in 1st half), 9/8/19
By Opponents — Darren Waller of Oakland (106 in 1st half), 12/15/19

POSTSEASON

By Jaguars — N/A
By Opponents — N/A

TWO 100-YARD RECEIVERS IN SAME GAME

REGULAR SEASON

By Jaguars — D. Westbrook (130 yards) & D. Moncrief (109 yards, TD) vs. N.Y. Jets, 9/30/18
By Opponents — J. Smith-Schuster (104) & A. Brown (117) of Pittsburgh, 11/18/18

POSTSEASON

By Jaguars — N/A
By Opponents — A. Brown (132) and V. McDonald (112) of Pittsburgh, 1/14/18

THREE TOUCHDOWNS IN A GAME

REGULAR SEASON

By Jaguars — Marcedes Lewis (3 receiving) vs. Baltimore, 9/24/17
By Opponents — Christian McCaffrey (2 rushing, 1 receiving) of Carolina, 10/6/19

POSTSEASON

By Jaguars — Leonard Fournette (3 rushing) at Pittsburgh, 1/14/18
By Opponents — N/A

FOUR TOUCHDOWNS IN A GAME

REGULAR SEASON

By Jaguars — Maurice Jones-Drew (2 rushing, 2 receiving) vs. Tampa Bay, 12/11/11
By Opponents — Derrick Henry (4 rushing) of Tennessee, 12/6/18

POSTSEASON

By Jaguars — N/A
By Opponents — N/A

30 COMPLETIONS IN A GAME

REGULAR SEASON

By Jaguars — Gardner Minshew II vs. Miami (30 of 42 passes), 9/24/20
By Opponents — Philip Rivers of Indianapolis (36 of 46 passes), 9/13/20

POSTSEASON

By Jaguars — N/A
By Opponents — Ben Roethlisberger of Pittsburgh (37 of 58 passes), 1/14/18

THREE TOUCHDOWN PASSES

REGULAR SEASON

By Jaguars — Gardner Minshew II at Tennessee, 9/20/20
By Opponents — Ryan Tannehill of Tennessee, 9/20/20

POSTSEASON

By Jaguars — Mark Brunell at New York Jets, 1/10/99
By Opponents — Ben Roethlisberger of Pittsburgh (5), 1/14/18

OFFENSE

FOUR TOUCHDOWN PASSES

REGULAR SEASON

By Jaguars — Blake Bortles vs. New England, 9/16/18
By Opponents — Ryan Tannehill of Tennessee, 9/20/20

POSTSEASON

By Jaguars — N/A
By Opponents — Ben Roethlisberger of Pittsburgh (5), 1/14/18

FIVE TOUCHDOWN PASSES

REGULAR SEASON

By Jaguars — Blake Bortles at Tennessee, 12/6/15
By Opponents — Drew Brees of New Orleans, 12/27/15

POSTSEASON

By Jaguars — N/A
By Opponents — Ben Roethlisberger of Pittsburgh, 1/14/18

TWO TOUCHDOWN RECEPTIONS

REGULAR SEASON

By Jaguars — Chris Conley at Oakland, 12/15/19
By Opponents — Jonnu Smith of Tennessee, 9/20/20

POSTSEASON

By Jaguars — Jimmy Smith vs. Miami, 1/15/00
By Opponents — Danny Amendola of New England, 1/21/18

THREE TOUCHDOWN RECEPTIONS

REGULAR SEASON

By Jaguars — Marcedes Lewis vs. Baltimore, 9/24/17
By Opponents — Sammy Watkins of Kansas City, 9/8/19

POSTSEASON

By Jaguars — N/A
By Opponents — N/A

TWO TOUCHDOWNS RUSHING

REGULAR SEASON

By Jaguars — Leonard Fournette at Tennessee, 11/24/19
By Opponents — Peyton Barber, 12/1/19

POSTSEASON

By Jaguars — Leonard Fournette (3) at Pittsburgh, 1/14/18
By Opponents — Najeh Davenport of Pittsburgh, 1/5/08

THREE TOUCHDOWNS RUSHING

REGULAR SEASON

By Jaguars — Maurice Jones-Drew vs. St. Louis, 10/18/09
By Opponents — Derrick Henry (4 rushing) of Tennessee, 12/6/18

POSTSEASON

By Jaguars — Leonard Fournette at Pittsburgh, 1/14/18
By Opponents — N/A

TD PASS BY NON-QB

REGULAR SEASON

By Jaguars — Marqise Lee (20 yards) vs. Tennessee, 12/24/16
By Opponents — Willie Davis (22 yards) of Tennessee Oilers, 11/16/97

POSTSEASON

By Jaguars — N/A
By Opponents — N/A





DEFENSE

INTERCEPTED PASS RETURNED FOR A TOUCHDOWN

REGULAR SEASON

By Jaguars — Yannick Ngakoue at Cincinnati, 10/20/19
By Opponents — Chris Jones of Kansas City (20 yards), 10/7/18

POSTSEASON

By Jaguars — Rashean Mathis (63 yards) at Pittsburgh, 1/5/08
By Opponents — A. Samuel (73 yards) of New England, 1/7/06

FUMBLE RETURNED FOR A TOUCHDOWN

REGULAR SEASON

By Jaguars — Calais Campbell (8 yards) vs. Indianapolis, 12/29/19
By Opponents — Devin White (14 yards) of Tampa Bay, 12/1/19

POSTSEASON

By Jaguars — Telvin Smith Sr. (50 yards) at Pittsburgh, 1/14/18
By Opponents — O. Smith (47 yards) of New England, 1/12/97

TWO FORCED FUMBLES

REGULAR SEASON

By Jaguars — Yannick Ngakoue at Cleveland, 11/19/17
By Opponents — Whitney Mercilus of Houston, 9/15/19

POSTSEASON

By Jaguars — N/A
By Opponents — E. Robinson of Tennessee, 1/23/00

TWO SACKS

REGULAR SEASON

By Jaguars — Yannick Ngakoue at Oakland, 12/15/19
By Opponents — Joey Bosa of Los Angeles Chargers, 12/8/19

POSTSEASON

By Jaguars — G. Walker vs. Miami, 1/15/00
By Opponents — L. Woodley of Pittsburgh, 1/5/08

THREE SACKS

REGULAR SEASON

By Jaguars — Calais Campbell at Houston (4.0), 9/10/17
By Opponents — Denico Autry of Indianapolis (3.0), 12/2/18

POSTSEASON

By Jaguars — N/A
By Opponents — N/A

FOUR SACKS

REGULAR SEASON

By Jaguars — Calais Campbell at Houston (4.0), 9/10/17
By Opponents — Ryan Kerrigan of Washington (4.0), 9/14/14

POSTSEASON

By Jaguars — N/A
By Opponents — N/A

ONE INTERCEPTION

REGULAR SEASON

By Jaguars — CJ Henderson and Andrew Wingard vs. Indianapolis, 9/13/20
By Opponents — X. Howard of Miami, 9/24/20

POSTSEASON

By Jaguars — Myles Jack at Pittsburgh, 1/14/18
By Opponents — R. Harrison of New England, 1/12/08

TWO INTERCEPTIONS

REGULAR SEASON

By Jaguars — Tre Herndon vs. New York Jets, 10/27/19
By Opponents — Tre Boston of Los Angeles Chargers, 11/12/17

POSTSEASON

By Jaguars — Rashean Mathis at Pittsburgh, 1/5/08
By Opponents — N/A

DEFENSE

SAFETY

REGULAR SEASON

By Jaguars — Leon Jacobs (tackled Tennessee WR C. Batson on punt return in the end zone), 12/6/18
By Opponents — J.J. Watt of Houston (sacked QB B. Bortles in the end zone), 12/29/14

POSTSEASON

By Jaguars — N/A
By Opponents — J. Evans & J. Fisk of Tennessee (Sacked QB M. Brunell in the end zone, 1/23/00)

FOUR PASSES DEFENSED

REGULAR SEASON

By Jaguars — Jalen Ramsey at Pittsburgh, 10/8/17
By Opponents — Orlando Scandrick of Kansas City, 10/7/18

POSTSEASON

By Jaguars — N/A
By Opponents — N/A

SPECIAL TEAMS

FIVE FIELD GOALS

REGULAR SEASON

By Jaguars — Josh Scobee at Buffalo, 10/10/10
By Opponents — Jeff Reed of Pittsburgh, 12/1/02 (6)

POSTSEASON

By Jaguars — N/A
By Opponents — N/A

55-YARD FIELD GOAL

REGULAR SEASON

By Jaguars — Josh Lambo vs. Indianapolis (56 yards), 12/29/19
By Opponents — Brett Maher of Dallas (55 yards), 10/14/18

POSTSEASON

By Jaguars — N/A
By Opponents — N/A

50-YARD FIELD GOAL

REGULAR SEASON

By Jaguars — Josh Lambo vs. Indianapolis (50 yards), 9/13/20
By Opponents — Stephen Gostkowski of Tennessee (51 yards), 9/20/20

POSTSEASON

By Jaguars — Josh Lambo at New England (54 yards), 1/21/18
By Opponents — John Hall of New York Jets (52 yards), 1/10/99

GAME-WINNING FIELD GOAL

REGULAR SEASON

By Jaguars — Josh Lambo at Denver (33 yards at 0:04), 9/29/19
By Opponents — Stephen Gostkowski of Tennessee (51 yards at 1:36), 9/20/20

POSTSEASON

By Jaguars — Josh Scobee at Pittsburgh (25 yards at 0:37), 1/5/08
By Opponents — N/A



SPECIAL TEAMS

KICKOFF RETURN FOR A TOUCHDOWN

REGULAR SEASON

By Jaguars — Marqise Lee at Houston (100 yards), 12/18/16
By Opponents — Pharoh Cooper of Los Angeles Rams (103 yards), 10/15/17

POSTSEASON

By Jaguars — N/A
By Opponents — N/A

PUNT RETURN FOR A TOUCHDOWN

REGULAR SEASON

By Jaguars — Dede Westbrook vs. Washington (74 yards), 12/16/18
By Opponents — Andre Roberts of Detroit (55 yards), 11/20/16

POSTSEASON

By Jaguars — N/A
By Opponents — N/A

BLOCKED FIELD GOAL ATTEMPT

REGULAR SEASON

By Jaguars — Calais Campbell at Carolina, 10/6/19
By Opponents — Linval Joseph of Minnesota (Jason Myers), 12/11/16

POSTSEASON

By Jaguars — N/A
By Opponents — N/A

BLOCKED FIELD GOAL RETURNED FOR A TOUCHDOWN

REGULAR SEASON

By Jaguars — Chris Hudson (58 yards) vs. Pittsburgh, 9/22/97
By Opponents — Antrel Rolle of Arizona (83 yards), 9/20/09

POSTSEASON

By Jaguars — N/A
By Opponents — N/A

BLOCKED PUNT RETURNED FOR A TOUCHDOWN

REGULAR SEASON

By Jaguars — Mike Harris (19 yards) at Tennessee, 12/30/12
By Opponents — Malcolm Brown (8 yards) of Los Angeles Rams, 10/15/17

POSTSEASON

By Jaguars — Travis Davis (29 yards) at Denver, 12/27/97
By Opponents — N/A

BLOCKED PUNT

REGULAR SEASON

By Jaguars — Dan Skuta at Indianapolis (Pat McAfee), 1/1/17
By Opponents — Cory Littleton of Los Angeles Rams (Brad Nortman), 10/15/17

POSTSEASON

By Jaguars — Travis Davis at Denver (T. Rouen), 12/27/97
By Opponents — N/A

BLOCKED EXTRA POINT

REGULAR SEASON

By Jaguars — Cody Davis vs. Houston (Ka'imi Fairbairn), 11/3/19
By Opponents — Denico Autry of Indianapolis (Josh Lambo), 11/11/18

POSTSEASON

By Jaguars — Clyde Simmons at Denver (J. Elam), 1/4/97
By Opponents — N/A

BLOCKED EXTRA POINT RETURNED FOR TWO POINTS

REGULAR SEASON

By Jaguars — Aaron Colvin at San Francisco, 12/24/17
By Opponents — N/A

POSTSEASON

By Jaguars — N/A
By Opponents — N/A

MISSED EXTRA POINT

REGULAR SEASON

By Jaguars — Brandon Wright vs. Miami, 9/24/20
By Opponents — Stephen Gostkowski of Tennessee, 9/20/20

POSTSEASON

By Jaguars — N/A
By Opponents — N/A

TWO-POINT CONVERSION MADE

REGULAR SEASON

By Jaguars — Gardner Minshew II pass to Dede Westbrook vs. Indianapolis, 12/29/19
By Opponents — Peyton Barber run of Tampa Bay, 12/1/19

POSTSEASON

By Jaguars — N/A
By Opponents — Terrell Davis run of Denver, 1/4/97

TWO-POINT CONVERSION FAILED

REGULAR SEASON

By Jaguars — Gardner Minshew II at Atlanta (pass failed), 12/22/19
By Opponents — Ben Roethlisberger of Pittsburgh (pass failed), 11/18/18

POSTSEASON

By Jaguars — Fred Taylor vs. New England (run failed), 1/3/99
By Opponents — Ben Roethlisberger of Pittsburgh (pass failed), 1/5/08

RECOVERED OWN ONSIDE KICK

REGULAR SEASON

By Jaguars — at Kansas City (J. Lambo), 10/7/18
By Opponents — vs. Houston (Q. Demps), 12/27/11

POSTSEASON

By Jaguars — N/A
By Opponents — N/A



OFFENSIVE STARTERS

Date	WR	FB/TE/WR	LT	LG	C	RG	RT	TE	WR	QB	RB
9/13 vs. IND	Shenault Jr.	Miller (FB)	C. Robinson	Norwell	Linder	Cann	Taylor	O'Shaughnessy	Chark Jr.	Minshew II	J. Robinson
9/20 at TEN	Ellefson (TE)	Eifert (TE)	C. Robinson	Norwell	Linder	Cann	Taylor	O'Shaughnessy	Chark Jr.	Minshew II	J. Robinson
9/24 at MIA	Conley	Shenault Jr. (WR)	C. Robinson	Norwell	Shatley	Cann	Taylor	O'Shaughnessy	Cole Sr.	Minshew II	J. Robinson
10/04 at CIN											
10/11 at HOU											
10/18 vs. DET											
11/1 at LAC											
11/8 vs. HOU											
11/15 at GB											
11/22 vs. PIT											
11/29 vs. CLE											
12/6 at MIN											
12/13 vs. TEN											
12/20 at BAL											
12/27 vs. CHI											
1/03 at IND											

DEFENSIVE STARTERS

Date	DE	NT	DT	DE	WLB	MLB	SLB	LCB	FS	SS	RCB
9/13 vs. IND	Allen	A. Jones	Bryan	Gotsis	Jack	Schobert	Hayden (CB)	Henderson	Wilson	J. Jones	Herndon
9/20 at TEN	Allen	A. Jones	Bryan	Gotsis	Jack	Schobert	Jacobs	Henderson	Wingard	J. Jones	Herndon
9/24 at MIA	Allen	A. Jones	Bryan	Gotsis	Jack	Schobert	Jacobs	Henderson	Wingard	J. Jones	Herndon
10/04 at CIN											
10/11 at HOU											
10/18 vs. DET											
11/1 at LAC											
11/8 vs. HOU											
11/15 at GB											
11/22 vs. PIT											
11/29 vs. CLE											
12/6 at MIN											
12/13 vs. TEN											
12/20 at BAL											
12/27 vs. CHI											
1/03 at IND											

2020 DEFENSIVE STATS



POS.	NAME	SOLO TKLS	ASST. TKLS	TOTAL TKLS	SACKS	SACK YDS	TFLs	QB HITS	INTs	PDs	FF	FR
LB	Myles Jack	19	13	33	1	6	1	2	0	1	0	0
LB	Joe Schobert	14	9	26	0	0	2	0	0	0	0	0
CB	Josh Jones	15	9	25	0	0	0	0	0	0	0	0
CB	C.J. Henderson	11	2	13	0	0	0	0	1	4	0	0
S	Andrew Wingard	10	2	12	0	0	0	0	1	1	0	0
CB	Tre Herndon	10	0	11	0	0	0	0	0	1	0	0
CB	D.J. Hayden	9	1	10	0	0	0	0	0	0	0	0
DE	Adam Gotsis	5	4	9	0	0	2	0	0	0	0	0
DT	Davon Hamilton	3	4	7	0	0	0	0	0	0	0	0
DL	K'Lavon Chaisson	4	2	6	1	8	1	2	0	0	0	0
DL	Cassius Marsh	5	1	6	0	0	0	0	0	0	0	0
DT	Abry Jones	0	4	5	0	0	0	0	0	0	0	0
DE	Josh Allen	2	3	5	1	4	2	6	0	0	0	0
S	Jarrod Wilson	2	1	4	0	0	0	0	0	0	0	0
DB	Chris Claybrooks	3	0	3	0	0	0	0	0	0	0	0
LB	Leon Jacobs	3	0	3	0	0	1	0	0	0	0	0
S	Brandon Watson	1	2	3	0	0	0	0	0	0	0	0
DL	Dawuane Smoot	1	0	1	0	0	0	1	0	0	0	0
DT	Timmy Jernigan	0	1	1	0	0	0	1	0	0	0	0
DL	Taven Bryan	1	0	1	0	0	0	2	0	0	0	0
2020 TEAM TOTALS		118	58	184	3	18	9	14	2	7	0	0

JAGUARS SPECIAL TEAMS STATISTICS

POS.	NAME	ST TACKLES	ST SOLO	ST ASST.	FF	OPP. FR	OWN FR	BLOCKED KICKS
DB	Daniel Thomas	2	2	0	0	0	0	0
RB	Dare Ogunbowale	2	2	0	0	0	0	0
DB	Andrew Wingard	2	2	0	0	0	0	0
LB	Dakota Allen	1	1	0	0	0	0	0
P	Logan Cooke	1	1	0	0	0	0	0
DB	Brandon Watson	1	0	1	0	0	0	0
LB	Shaquille Quarterman	1	1	0	0	0	0	0
DB	Sidney Jones	1	1	0	0	0	0	0
2020 TEAM TOTALS		11	10	1	0	0	0	0

2020 GAME-BY-GAME PARTICIPATION



	vs. IND	at TEN	vs. MIA	at CIN	at HOU	vs. DET	at LAC	vs. HOU	at GB	vs. PIT	vs. CLE	at MIN	vs. TEN	at BAL	vs. CHI	at IND	GAMES/ STARTED
Allen, D.	P	P	P														3/0
Allen, J.	DE	DE	DE														3/3
Barcoo	INA	INA	INA														0/0
Bartch	P	P	P														3/0
Bryan	DT	DT	DT														3/3
Cann	RG	RG	RG														3/3
Chaisson	P	P	P														3/0
Chark Jr.	WR	WR	INA														2/2
Claybrooks	P	P	P														3/0
Cole Sr.	P	P	WR														3/1
Conley	P	P	WR														3/1
Cooke	P	P	P														3/0
Costin	INA	INA	INA														0/0
Cottrell	P	ps	ps														1/0
Davis	INA	INA	P														1/0
Eifert	P	TE	P														3/1
Ellefson	P	TE	ps														2/1
Glennon	DNP	DNP	DNP														0/0
Gotsis	DE	DE	DE														3/3
Hamilton	P	P	P														3/0
Hayden	CB	P	P														3/1
Henderson	LCB	LCB	LCB														3/3
Herndon	RCB	RCB	RCB														3/3
Jack	WLB	WLB	WLB														3/3
Jacobs	P	SLB	SLB														3/2
Jernigan	P	P	P														3/0
Johnson	P	P	P														3/0
Jones, A.	NT	NT	NT														3/3
Jones, J.	SS	SS	SS														3/3
Jones, S.	ps	P	P														2/0
Lambo	P	P	IR														2/0
Linder	C	C	INA														2/2
Luton	INA	INA	INA														0/0
Marsh Sr.	INA	P	P														2/0
Maticcik	P	P	P														3/0
McDermott	ps	ps	P														1/0
Miller	FB	P	P														3/1
Minshew II	QB	QB	QB														3/3
Norwell	LG	LG	LG														3/3
O'Shaughnessy	TE	TE	TE														3/3
Ogunbowale	INA	P	P														2/0

POS=Started; P=Played; DNP=Did not play; INA= Inactive; ps=Practice squad; ---=Not on roster;
NFI= Reserve/non-football injury; PUP=Reserve/physically unable to perform; IR=Injured reserve; Sus=Suspended



2020 GAME-BY-GAME PARTICIPATION



	vs. IND	at TEN	vs. MIA	at CIN	at HOU	vs. DET	at LAC	vs. HOU	at GB	vs. PIT	vs. CLE	at MIN	vs. TEN	at BAL	vs. CHI	at IND	GAMES/ STARTED
Quarterman	P	P	P														3/0
Richardson Jr.	P	P	P														3/0
Robinson, C.	LT	LT	LT														3/3
Robinson, J.	RB	RB	RB														3/3
Schobert	MLB	MLB	MLB														3/3
Scott	DNP	INA	INA														0/0
Shatley	P	P	C														3/1
Shenault Jr.	WR	P	WR														3/2
Smoot	P	P	P														3/0
Taylor	RT	RT	RT														3/3
Thomas	P	P	P														3/0
Thompson	P	P	P														3/0
Watson	P	P	P														3/0
Westbrook	INA	INA	P														1/0
Wilson	FS	IR	IR														1/0
Wingard	P	FS	FS														3/2
Wright	ps	ps	P														1/0

POS=Started; P=Played; DNP=Did not play; INA= Inactive; ps=Practice squad; ---=Not on roster; Ret=Reserve/Retired list
 NFI= Reserve/non-football injury; PUP=Reserve/physically unable to perform; IR=Injured reserve; Sus=Suspended

2020 GAME-BY-GAME LEADERS



JAGUARS INDIVIDUAL LEADERS

Date	Pass Yds.	Rushing Yds.	Receptions	Receiving Yds.	Touchdowns	Sacks	Total Tackles
9/13 vs. IND	G. Minshew II - 173	J. Robinson - 62	K. Cole - 5	K. Cole - 47	3 tied - 1	M. Jack - 1.0	J. Jones - 12
9/20 at TEN	G. Minshew II - 339	J. Robinson - 102	K. Cole - 6	D. Chark Jr. - 84	4 tied - 1	K. Chaisson - 1.0	M. Jack - 11
9/24 vs. MIA	G. Minshew II - 275	J. Robinson - 46	J. Robinson - 6	J. Robinson - 83	J. Robinson - 2	J. Allen - 1.0	M. Jack - 11
10/04 at CIN							
10/11 at HOU							
10/18 vs. NO							
11/1 at LAC							
11/8 vs. HOU							
11/15 at GB							
11/22 vs. PIT							
11/29 vs. CLE							
12/6 at MIN							
12/13 vs. TEN							
12/20 at BAL							
12/27 vs. CHI							
1/03 at IND							

OPPONENT INDIVIDUAL LEADERS

Date	Pass Yds.	Rushing Yds.	Receptions	Receiving Yds.	Touchdowns	Sacks	Total Tackles
9/13 vs. IND	P. Rivers - 363	N. Hines - 28	2 tied - 6	P. Campbell - 71	2 tied - 1	D. Autry - 2.0	D. Leonard - 9
9/20 at TEN	R. Tannehill - 239	D. Henry - 84	A. Humphries - 5	J. Smith - 84	J. Smith - 2	2 tied - 1.0	2 tied - 11
9/24 vs. MIA	R. Fitzpatrick - 160	M. Gaskin - 66	2 tied - 5	D. Parker - 69	4 tied - 1	3 tied - 1.0	J. Baker - 8
10/04 at CIN							
10/11 at HOU							
10/18 vs. NO							
11/1 at LAC							
11/8 vs. HOU							
11/15 at GB							
11/22 vs. PIT							
11/29 vs. CLE							
12/6 at MIN							
12/13 vs. TEN							
12/20 at BAL							
12/27 vs. CHI							
1/03 at IND							

TAKEAWAYS AND TURNOVERS



Date	Result	Net Differential	TAKEAWAYS				GIVEAWAYS		
			Total Takeaways	INTs	Fumbles Recovered	Points Off Turnovers	Total Giveaways	INTs	Fumbles Lost
9/13 vs. IND	W	2	2	2	0	10	0	0	0
9/20 at TEN	L	-2	0	0	0	0	2	2	0
9/24 at MIA	L	-2	0	0	0	0	2	1	1
10/04 at CIN									
10/11 at HOU									
10/18 vs. DET									
11/1 at LAC									
11/8 vs. HOU									
11/15 at GB									
11/22 vs. PIT									
11/29 vs. CLE									
12/6 at MIN									
12/13 vs. TEN									
12/20 at BAL									
12/27 vs. CHI									
1/03 at IND									
Totals	1-2	-2	2	2	0	10	4	3	1

RED ZONE STATS



JAGUARS 2020 RED ZONE EFFICIENCY										GOAL TO GO		
Date	Opponent	Drives	RZ Drives	RZ TDS	RZ TD%	RZ FGM	RZ FGA	RZ Score %	RZ Giveaways	Drives	Off TD	TD %
9/13	vs. IND	10	2	2	100%	0	0	100%	0	1	1	100%
9/20	at TEN	9	5	4	80%	1	1	100%	0	1	1	100%
9/24	vs. MIA	10	2	2	100%	0	0	100%	0	1	1	100%
10/4	at CIN											
10/11	at HOU											
10/18	vs. DET											
11/1	at LAC											
11/8	vs. HOU											
11/15	at G.B.											
11/22	vs. PIT											
11/29	vs. CLE											
12/6	at MIN											
12/13	vs. TEN											
12/20	at BAL											
12/27	vs. CHI											
1/3	at IND											
TOTALS		29	9	8	88.9%	1	1	100%	0	3	3	100%

OPPONENT 2020 RED ZONE EFFICIENCY										GOAL TO GO		
Date	Opponent	Drives	RZ Drives	RZ TDS	RZ TD%	RZ FGM	RZ FGA	RZ Score %	RZ Giveaways	Drives	Off TD	TD %
9/13	vs. IND	9	5	2	40%	1	2	60%	0	1	1	100%
9/20	at TEN	10	4	4	100%	0	0	100%	0	1	1	100%
9/24	vs. MIA	10	5	4	80%	1	1	100%	0	3	3	100%
10/4	at CIN											
10/11	at HOU											
10/18	vs. DET											
11/1	at LAC											
11/8	vs. HOU											
11/15	at G.B.											
11/22	vs. PIT											
11/29	vs. CLE											
12/6	at MIN											
12/13	vs. TEN											
12/20	at BAL											
12/27	vs. CHI											
1/3	at IND											
TOTALS		29	14	10	71.4%	2	3	85.7%	0	5	5	100%

DRIVE CHART



WEEK 1 VS. INDIANAPOLIS

<u>JAX Start</u>	<u>Plays</u>	<u>Yards</u>	<u>End</u>	<u>Deep</u>	<u>Result</u>
1. J13	8	23	J36	J41	Punt
2. J3	7	30	J33	J33	Punt
3. J27	4	27	EZ	6*#	Touchdown
4. J25	9	75	EZ	I15*	Touchdown
5. J25	3	-7	J18	J26	Punt
6. J20	7	48	I32	I26	Field Goal
7. J25	6	75	EZ	I22	Touchdown
8. J31	4	3	I28	I27	Field Goal
9. J26	1	-3	J26	J26	End of game

<u>IND Start</u>	<u>Plays</u>	<u>Yards</u>	<u>End</u>	<u>Deep</u>	<u>Result</u>
1. I37	7	63	EZ	J12*	Touchdown
2. I33	7	64	J3	J3*#	Turnover on Downs
3. I15	4	20	I35	I35	Interception
4. I25	11	75	EZ	J8*#	Touchdown
5. I33	10	47	J20	J20	Field Goal
6. I29	11	59	J12	J12*	Missed Field Goal
7. I21	14	72	J7	J7*	Field Goal
8. I25	3	7	I32	I32	Interception
9. I25	8	49	J26	J26	Failed 4th Down

WEEK 2 AT TENNESSEE

<u>JAX Start</u>	<u>Plays</u>	<u>Yards</u>	<u>End</u>	<u>Deep</u>	<u>Result</u>
1. J25	12	38	T37	T36	Interception
2. J25	6	75	EZ	T19*	Touchdown
3. J 6	9	34	J40	T49	Punt
4. J25	10	58	T17	T17*	Field goal
5. J11	14	89	EZ	T17*	Touchdown
6. J25	7	75	EZ	T2*#	Touchdown
7. J14	9	86	EZ	T14*	Touchdown
8. J11	5	14	J25	J25	Punt
9. J25	3	20	J45	J45	Interception

<u>TEN Start</u>	<u>Plays</u>	<u>Yards</u>	<u>End</u>	<u>Deep</u>	<u>Result</u>
1. T23	3	77	EZ	J13*	Touchdown
2. J30	5	30	EZ	J9*	Touchdown
3. T25	10	35	J40	J32	Punt
4. T15	13	85	EZ	J4*#	Touchdown
5. J49	2	16	J33	J33	Field Goal
6. T25	9	75	EZ	J18*	Touchdown
7. T22	3	7	T29	T31	Punt
8. T21	6	37	J42	J42	Punt
9. T40	8	29	J31	J31	Field Goal
10. J39	2	-2	J40	J39	End of game

Underlined = last drive of half

*=Inside the 20

#=Goal-to-go

@=Overtime possession

DRIVE CHART



WEEK 3 VS. MIAMI

<u>JAX Start</u>	<u>Plays</u>	<u>Yards</u>	<u>End</u>	<u>Deep</u>	<u>Result</u>
1. J25	4	30	M45	M45	Punt
2. J25	9	75	EZ	M11*	Touchdown
3. J25	9	29	M36	M35	Turnover on Downs
4. J12	5	17	J29	J29	Punt
5. J25	5	17	J42	J42	Punt
6. J3	5	5	J21	J22	Fumble
7. J25	7	52	M33	M28	Turnover on Downs
8. J49	10	51	EZ	M1*#	Touchdown
9. J21	4	5	J26	J26	Turnover on Downs
10. J25	5	49	M26	M26	Interception

<u>MIA Start</u>	<u>Plays</u>	<u>Yards</u>	<u>End</u>	<u>Deep</u>	<u>Result</u>
1. M16	12	84	EZ	J3*#	Touchdown
2. M20	6	80	EZ	J1*#	Touchdown
3. M25	11	75	EZ	J15*	Touchdown
4. M46	3	4	50	50	Punt
5. M24	7	31	J45	J40	Punt
6. J5	4	5	EZ	J1*#	Touchdown
7. M23	3	-1	M22	M23	Punt
8. M26	4	6	M32	M32	Punt
9. J20	4	7	J13	J13*	Field goal
10. M3	4	16	M20	M20	End of game

Underlined = last drive of half

*=Inside the 20

#=Goal-to-go

@=Overtime possession



DAKOTA ALLEN



POSITION: LINEBACKER
HT: 6-1 | **WT:** 232 | **DOB:** 11-2-1995
COLLEGE: TEXAS TECH
HOMETOWN: HUMBLE, TEXAS
ACQ: PRACTICE SQUAD (L.A. RAMS) 2019
EXP: 2ND YEAR



@Dakota_Allen40



@Dakota_Allen40

TRANSACTIONS

Originally drafted by the L.A. Rams in the seventh round (251st overall) of the 2019 NFL Draft ... Waived by the L.A. Rams on 8/31/19 ... Signed by the L.A. Rams to the practice squad on 9/1/19 ... Signed by Oakland from the L.A. Rams practice squad on 9/24/19 ... Waived by Oakland on 10/31/19 ... Signed by the L.A. Rams to the practice squad on 11/4/19 ... Signed by Jacksonville from the L.A. Rams practice squad on 12/10/19

PRO (GAMES PLAYED/STARTED - 8/0)

• Spent time on L.A. Rams' practice squad and Oakland's active roster during his rookie season before being signed by Jacksonville on Dec. 10

2020 (w/ JAX - 3/0)

- **9/13 vs. IND:** Played 19 snaps on special teams
- **9/20 at TEN:** Played 23 snaps on special teams
- **9/24 vs. MIA:** Logged 21 snaps on special teams and recorded one special teams tackle

2019 (w/ OAK - 2/0, w/ LAR - p/s w/ JAX - 3/0)

Appeared in five games during his rookie campaign, playing primarily on special teams, making one tackle ... Spent the preseason with the L.A. Rams before being released and signing with the team's practice squad ... Signed to Oakland's active roster, appearing in two games, before being waived by the Raiders on Oct. 31 ... Signed by Jacksonville from the L.A. Rams practice squad on Dec. 10 prior to Week 15 and played the final three games of the season primarily on special teams

COLLEGE (AT TEXAS TECH 2015, 2017-18, EMCC 2016)

- Played in 48 collegiate games at Texas Tech and East Mississippi Community College (36 at Texas Tech, 12 at EMCC), amassing 379 tackles (200 solo) from his time at Texas Tech and EMCC combined
- Added 16 passes defended, five INTs, 4.5 sacks and recovered four fumbles and forced an additional two fumbles as a collegiate athlete
- Appeared in 11 games as a senior in 2018, finishing with 73 tackles (33 solo), which ranked second on the team
- Elected as a team captain prior to the 2017 season as a junior returning to Texas Tech, proceeding to start all 13 games at WILL linebacker ... Led the team with 102 tackles to go along with four passes defended, 2.0 sacks, two INTs, a forced fumble and a fumble recovery
- Spent the 2016 season as a standout linebacker for East Mississippi Community College, helping lead the Lions to an 11-1 record, including a perfect 6-0 mark in MACJC play, and tallying a team-leading 117 tackles (64 solo), three tackles for loss and 2.0 sacks
- Ranked second on the team with 87 tackles (45 solo) for the Red Raiders at linebacker and on special teams as a redshirt freshman in 2015

PERSONAL

- Attended Summer Creek (Humble, Texas) High School where he logged 112 tackles and three interceptions as a senior
- Ranked as the nation's No. 23 inside linebacker according to ESPN
- Father, **Keith Allen**, played collegiate football as a running back at the University of Texas
- Has an older brother, Anthony
- Was featured on the Netflix documentary series "Last Chance U" while at EMCC in 2016

REGULAR SEASON STATISTICS

YEAR	TEAM	GP/GS	TKL	SOLO	ASST	SACKS	FF	FR	PD	TFL
2019	OAK/JAX	5/0	0	0	0	0.0	0	0	0	0
2020	JAX	3/0	0	0	0	0.0	0	0	0	0
NFL totals: 2 yrs.		8/0	0	0	0	0.0	0	0	0	0

Additional Statistics: One special teams tackle in 2019; one special teams tackle in 2020

2020 GAME-BY-GAME STATISTICS

DATE	OPP	TKL	SOLO	ASST	SACKS	FF	FR	PD	TFL
09/13	vs. Indianapolis	0	0	0	0.0	0	0	0	0
09/20	at Tennessee	0	0	0	0.0	0	0	0	0
09/24	vs. Miami	0	0	0	0.0	0	0	0	0
10/04	at Cincinnati								
10/11	at Houston								
10/18	vs. Detroit								
	BYE WEEK								
11/01	at L.A. Chargers								
11/08	vs. Houston								
11/15	at Green Bay								
11/22	vs. Pittsburgh								
11/29	vs. Cleveland								
12/06	at Minnesota								
12/13	vs. Tennessee								
12/20	at Baltimore								
12/27	vs. Chicago								
01/03	at Indianapolis								
2020 totals:		0	0	0	0.0	0	0	0	0

41



JOSH ALLEN



POSITION: DEFENSIVE END
HT: 6-5 | **WT:** 262 | **DOB:** 7-13-1997
COLLEGE: KENTUCKY
HOMETOWN: MONTCLAIR, NEW JERSEY
ACQ: FIRST ROUND (7TH) OF 2019 DRAFT
EXP: 2ND YEAR



@JoshAllen41_



@41len_

TRANSACTIONS

Originally drafted by Jacksonville in the first round (seventh overall) of the 2019 draft

PRO (GAMES PLAYED/STARTED - 19/7, 0/0)

• His 11.5 career sacks are the most through 19 career games in Jaguars history

2020 (w/ JAX - 3/3)

Named team captain as voted on by his teammates

- **9/13 vs. IND:** Started at defensive end and recorded two tackles while battling cramps
- **9/20 at TEN:** Started at defensive end and recorded two quarterback hits
- **9/24 vs. MIA:** Started at defensive end and tallied two solo tackles, including his first sack of the season

2019 (w/ JAX - 16/4)

Appeared in all 16 games, making four starts, during his rookie campaign ... Amassed 44 tackles (31 solo), 11 tackles for loss, 10.5 sacks and two forced fumbles ... Finished the year second on the team with 11 tackles for loss ... His 10.5 sacks recorded in 2019 led all NFL rookies and were the most by a rookie in franchise history ... One of five NFL players over the last 10 seasons to post at least 10.0 sacks and multiple forced fumbles in their rookie seasons ... Became the first rookie in Jaguars history to make the Pro Bowl

- **9/19 vs. TEN:** Started at defensive end, registering four tackles (three solo), 2.0 sacks and one forced fumble
- **10/6 at CAR:** Saw action at defensive end, posting five tackles (three solo) and 1.0 sack
- **10/13 vs. N.O.:** Notched two tackles and 1.0 sack, becoming the third player in franchise history to post at least 4.0 sacks through six career games, joining DE **Yannick Ngakoue** and former DT **John Henderson**
- **10/20 at CIN:** Posted two tackles for loss, including 1.0 sack
- **10/27 vs. NYJ:** Saw action at DE, amassing 2.0 sacks, one tackle for loss and a forced fumble ... Became the first Jaguars rookie since DE **Yannick Ngakoue** in 2016 to post at least 1.0 sack in four straight games
- **12/15 at OAK:** Saw action at DE and tallied three tackles (two solo), including 1.0 sack, his 10th of the season ... Became the seventh player in franchise history to compile double-digit sacks in a season

COLLEGE (AT KENTUCKY, 2015-18)

- Did not miss a game during his four-year career with the Wildcats, playing in all 51 games with 35 starts
- Career totals include 220 tackles, 31.5 sacks, 11 forced fumbles, eight passes defended and two fumble recoveries
- Named SEC Defensive Player of the Year, earned consensus first-team All-American honors and was honored with the Bronco Nagurski Award, presented to the nation's top defensive player, as a senior in 2018
- Allen's 17.0 sacks in 2018 were the most by an SEC player in a single season since the NCAA started official sack records in 2000, finishing the season ranked second nationally in sacks (17.0), fourth in forced fumbles (five) and sixth in TFL (21.5)
- Majored in communications

PERSONAL

- He and his wife, Kaitlyn, have two sons, Wesley and Julian
- Son of **Kim Allen** and **Robert Allen**
- Josh's sister, **Myisha Hines-Allen**, played collegiate basketball at Louisville and is currently a forward for the Washington Mystics, the 2019 WNBA champions
- Uncle, **Gregory Hines**, played college basketball at Hampton and went on to a 12-year pro career
- Attended Monster Jam at TIAA Bank Field in January 2020 and introduced the show to the fans

REGULAR SEASON STATISTICS

YEAR	TEAM	GP/GS	TKL	SOLO	ASST	SACKS	FF	FR	PD	TFL
2019	JAX	16/4	44	31	13	10.5	2	0	0	11
2020	JAX	3/3	5	2	3	1.0	0	0	0	2
NFL totals: 2 yrs.		19/7	49	33	16	11.5	2	0	0	13

Single Game Career Highs

Tackles:

6 (two times; last: 12/1/19 vs. T.B.)
 NYJ)

Sacks:

2.0 (two times; last: 10/27/19 vs. NYJ)

Tackles for loss:

2 (two times; last: 10/20/19 at CIN)

2020 GAME-BY-GAME STATISTICS

DATE	OPP	TKL	SOLO	ASST	SACKS	FF	FR	PD	TFL
09/13	vs. Indianapolis	2	0	2	0.0	0	0	0	0
09/20	at Tennessee	0	0	0	0.0	0	0	0	0
09/24	vs. Miami	2	0	2	1.0	0	0	0	2
10/04	at Cincinnati								
10/11	at Houston								
10/18	vs. Detroit								
	BYE WEEK								
11/01	at L.A. Chargers								
11/08	vs. Houston								
11/15	at Green Bay								
11/22	vs. Pittsburgh								
11/29	vs. Cleveland								
12/06	at Minnesota								
12/13	vs. Tennessee								
12/20	at Baltimore								
12/27	vs. Chicago								
01/03	at Indianapolis								
2020 totals:		5	2	3	1.0	0	0	0	2

NOTE THE QUOTE: JOSH ALLEN

"I want to take that next step. I want to affect my team more, I want to play a bigger role for my team and be a leader for my team. I want guys to play for team success. ... I feel like once your team is good, the individual is good. I want to help guys hone into that goal and that mindset and I feel like if we get that, we have the players, we just have to be committed to one goal and that's it."





POSITION: CORNERBACK
HT: 6-1 | **WT:** 174 | **DOB:** 7-27-1998
COLLEGE: SAN DIEGO STATE
HOMETOWN: SAN DIEGO, CALIFORNIA
ACQ: ROOKIE FREE AGENT 2020
EXP: ROOKIE



@luqmanbarcoo



@luq_barcoo

OVERVIEW

Originally signed as a rookie free agent on May 5, 2020 ... Name is pronounced **Luke BAR-koo**

PRO (GAMES PLAYED/STARTED - 0/0)

• Rookie cornerback made the initial 53-man roster after originally signing with the team as a rookie free agent

2020 (w/ JAX - 0/0)

- **9/13 vs. IND:** Inactive
- **9/20 at TEN:** Inactive
- **9/24 vs. MIA:** Inactive

COLLEGE (AT SAN DIEGO STATE, 2018-19)

- Played in 24 games in two seasons at San Diego State
- Earned Third-Team Associated Press All-American after registering 55 tackles, 25 passes defended and an NCAA-leading nine INTs
- Became the first Aztec defensive back in program history to garner Walter Camp All-American accolades in program history
- Named First-Team All-Mountain West, as voted by the league's coaches and media
- Named Mountain West Defensive Player of the Week after totaling three INTs at Colorado State (Nov. 5)
- Played in 11 games in his first season at San Diego State (2018) and had 20 tackles, four passes defended and one INT
- Played both WR and CB from 2016-17 at Grossmont Community College, where he caught 35 passes for 767 yards and seven TDs in 2017
- Recorded three INTs with the Griffins and was an all-conference selection

PERSONAL

- Played at Castle Park (Chula Vista, Calif.) High School and caught 71 passes for 1,314 yards (18.5 avg.) and 15 TDs
- Majored in social science at San Diego State

REGULAR SEASON STATISTICS

YEAR	TEAM	GP/GS	TKL	SOLO	ASST	SACKS	FF	FR	PD	INT
2020	JAX	0/0	0	0	0	0.0	0	0	0	0
NFL totals: 1 yr.		0/0	0	0	0	0.0	0	0	0	0

2020 GAME-BY-GAME STATISTICS

DATE	OPP	TKL	SOLO	ASST	SACKS	FF	FR	PD	INT
09/13	vs. Indianapolis				Inactive				
09/20	at Tennessee				Inactive				
09/24	vs. Miami				Inactive				
10/04	at Cincinnati								
10/11	at Houston								
10/18	vs. Detroit								
	BYE WEEK								
11/01	at L.A. Chargers								
11/08	vs. Houston								
11/15	at Green Bay								
11/22	vs. Pittsburgh								
11/29	vs. Cleveland								
12/06	at Minnesota								
12/13	vs. Tennessee								
12/20	at Baltimore								
12/27	vs. Chicago								
01/03	at Indianapolis								
2020 totals:		0	0	0	0.0	0	0	0	0

NOTE THE QUOTES: ON LUQ BARCOO

"Life was rough growing up. I definitely overcame a lot and faced some adversity as a child. My relationship with my mother, my spiritualism, and my faith in God is what got me through a lot of things that I was exposed to early on in life. I grew up in a single-parent household. My mother had six children, including me. Life was tough. I was exposed to a lot of things that the average kid isn't exposed to. I had to grow up fast. I matured faster than most kids."

"Every obstacle I faced helped me develop quicker. It allowed my mentality to grow. I had to establish myself as a young adult. I had to mature. I don't look at the things I've gone through as a crutch for me to lean on. I was always very optimistic. It wasn't going to be my downfall. I can look back and smile. It's the reason I am who I am today. I look forward to what the future holds. I'm ready to work hard."

"I believe I have what it takes to become a successful cornerback in the NFL. I feel like I check off every box. My mentality and focus can't be topped, and my ball production and ability to create turnovers makes me a unique playmaker. The skill-set and production are there. I have the physical ability as well. I have the mental capability to sustain myself at the next level."

"I'm ready for the adversity, I'm ready for the challenge. I don't think many people have been through what I've been through. My ability to overcome adversity will get me through anything. Once I get on a team, I'll have the mental capability to handle any and every challenge that comes my way. My experience has proven that. I'm mentally and physically ready to showcase what I have to offer."

- CB Luq Barcoo

"He's a very talented young man. He has a high skill set, upper-level talent, ball is important to him. He has the traits; he just has to keep working on the technique and do those things. He has ball skills, you know he was very productive in college, so I think he has a big upside and he has the skill set that you're looking for at the position."

- Secondary Coach - CBs Tim Walton



BEN BARTCH



POSITION: OFFENSIVE LINEMAN
HT: 6-6 | **WT:** 309 | **DOB:** 7-22-1998
COLLEGE: ST. JOHN'S (MINN.)
HOMETOWN: DAYTON, OREGON
ACQ: FOURTH ROUND (116TH) OF 2020 NFL DRAFT
EXP: ROOKIE

OVERVIEW

Originally drafted by Jacksonville in the fourth round (116th overall) of the 2020 draft

PRO (GAMES PLAYED/STARTED - 3/0)

2020 (w/ JAX - 3/0)

- **9/13 vs. IND:** Played five snaps on special teams in his NFL debut
- **9/20 at TEN:** Played five snaps on special teams
- **9/24 vs. MIA:** Saw action on special teams

COLLEGE (AT ST. JOHN'S (MINN.), 2016-19)

- Started 14 games at left tackle as a senior and was named First-Team All-Minnesota Intercollegiate Athletic Conference honors and a Division III All-American
- Began his collegiate career as a tight end prior to moving to left tackle
- Became the first player from St. John's (Minn.) drafted since 1974, the first player to be drafted from any Division III program in the last five years and the first player to be drafted from the Minnesota Intercollegiate Athletic Conference since 2003
- Also competed on St. John's track and field team in shot put and the discus
- Named to the 2019 Allstate American Football Coaches Association (AFCA) Good Works Team, an award established to recognize a select group of college football players who have made a commitment to service and enriching the lives of others

PERSONAL

- In an effort to gain weight after moving to the offensive line, consumed a protein shake daily of seven scrambled eggs, a tub of cottage cheese, quick grits, peanut butter, bananas and gatorade while in college
- "I didn't have time to eat the full carbohydrates and proteins I needed. My friend had a Nutribullet, so I would scramble seven eggs, a big tub of cottage cheese, quick grits, then peanut butter and banana and Gatorade. I would throw it all in and plug my nose. I'd gag sometimes, but that's what you have to do."
- Studied in South Africa during the spring of 2019, where he served as a computer lab tutor for children ages kindergarten-seventh grade at Seyisi Primary School (New Brighton, South Africa)
- Volunteered with Catholic Charities' Meals on Wheels in fall of 2018 in nearby St. Joseph, Minn. and served as an after-school tutor for a sixth-grade student at All Saints Academy
- Volunteered at Newman, the Roman Catholic parish at the University of Wisconsin-Eau Claire's Ecumenical Religious Center, in 2017 and 2018 when visiting his grandmother during breaks in the academic year
- Majored in psychology and has an interest in sports psychology and mental skills training



NOTE THE QUOTES: ON BEN BARTCH

"This is a kid with his makeup, his toughness, his competitiveness, his intelligence, where you saw him at the Senior Bowl and you saw him competing against some of the top players in the country and some guys that went in the first round. And he held his own. He did a hell of a job. We kind of feel like this player has a very, very high ceiling and can come in and compete at multiple spots for us along the offensive line."

- GM Dave Caldwell

"Ben is a tremendous young man who is willing to help out the less fortunate. He leads by example with his work ethic, and he is also a vocal leader who can get the attention of his teammates."

- St. John's University HC Gary Fasching

"The only thing I look for is, is it kind of too big when they're at the Combine or they're in one of these bowl games? [The Senior Bowl] wasn't for him. So I think that's important, especially at a time when you can't really go work people out."

- HC Doug Marrone

"[Switching positions] was a risk for me. You're switching positions to something you've never played and you don't really know what you're doing right away. To me, that's where the faith piece comes in, having a rock and having a good support group of family as well. Secondly, I think dedication to your craft and waking up every day with a goal: Did I get better than yesterday? Not worrying about tomorrow, necessarily, but did I get any better than I did yesterday? When you have a plan and you're prepared, I think the sky's the limit. If you allow yourself and don't put limits on yourself, I don't see any reason why anyone can't achieve something like that."

"In life, you can either accept it, or you can react. That's what you can control. You can't control the circumstance, just how you react, so I was going to a Division III school and I decided to react accordingly and work my tail off."

- OL Ben Bartch

90



TAVEN BRYAN



POSITION: DEFENSIVE LINEMAN
HT: 6-5 | **WT:** 291 | **DOB:** 3-11-1996
COLLEGE: FLORIDA
HOMETOWN: CASPER, WYOMING
ACQ: FIRST ROUND (29TH) OF THE 2018 DRAFT
EXP: 3RD YEAR



@TavenBryan93



@TavenB

TRANSACTIONS

Originally drafted by Jacksonville in the first round (29th overall) of the 2018 draft

PRO (GAMES PLAYED/STARTED - 35/12, 0/0)

- Third-year defensive lineman who has played in all 35 games, starting 12, since being drafted 29th overall in 2018
- Career totals include 54 tackles (32 solo), eight tackles for loss, 3.0 sacks, one forced fumble and one pass defended

2020 (w/ JAX - 3/3)

- **9/13 vs. IND:** Started at defensive tackle and saw 57 snaps on defense
- **9/20 at TEN:** Started at defensive tackle and recorded one tackle
- **9/24 vs. MIA:** Started at defensive tackle and tallied one quarterback hit

2019 (w/ JAX - 16/8)

Saw action in all 16 games on the season, starting eight and tallied 33 tackles (18 solo), five tackles for loss, 2.0 sacks, one forced fumble and one pass defended

- **9/19 vs. TEN:** Saw action at defensive tackle, amassing three tackles (two solo) and 1.0 sack, the second of his career
- **10/20 at CIN:** Saw action at defensive tackle, posting three tackles (two solo) ... His pressure on QB **Andy Dalton** led to DE **Yannick Ngakoue's** pick six
- **12/29 vs. IND:** Started at defensive tackle tallying four tackles (three solo), 1.0 sack, one pass defended and one forced fumble

2018 (w/ JAX - 16/1)

Saw action in all 16 games during his rookie campaign, making one start ... Amassed 20 tackles (13 solo), three tackles for loss and 1.0 sack

- **9/9 at NYG:** Assisted on one tackle and saw action on special teams in his NFL debut
- **11/25 at BUF:** Recorded two tackles, including one tackle for loss
- **12/6 at TEN:** Made his first career start at defensive tackle and recorded three tackles
- **12/16 vs. WAS:** Recorded three tackles, including one for loss
- **12/30 at HOU:** Recorded 1.0 sack, the first of his career

COLLEGE (AT FLORIDA, 2014-17)

- Appeared in 36 games with 14 starts
- Named Associated Press All-SEC second team after his junior year
- Career totals include 67 tackle (31 solo), 10.5 tackles for loss, 5.5 sacks, two forced fumbles and three fumble recoveries

PERSONAL

- Father, Brandy, spent four years as a Navy SEAL
- Has one sister, Chelcey
- Walk-up song in Arlington, Texas after being selected was "Hail To The King" by Avenged Sevenfold
- Youth football team in Wyoming was nicknamed the 'Jaguars'
- Nickname: Wyoming Wildman
- Attended Notrona County (Wyo.) High School and helped lead the team to a 41-6 record in his final three seasons, including back-to-back state titles in 2012 and 2013
- Unanimously selected as the 2013 Conference Defensive Player of the Year
- Named to the All-State First Team on both the offensive and defensive line

REGULAR SEASON STATISTICS

YEAR	TEAM	GP/GS	TKL	SOLO	ASST	SACKS	FF	FR	PD	TFL
2018	JAX	16/1	20	13	7	1.0	0	0	0	3
2019	JAX	16/8	33	18	15	2.0	1	0	1	5
2020	JAX	3/3	1	1	0	0.0	0	0	0	0
NFL totals: 3 yrs.		35/12	54	32	22	3.0	1	0	1	8

2020 GAME-BY-GAME STATISTICS

DATE	OPP	TKL	SOLO	ASST	SACKS	FF	FR	PD	TFL
09/13	vs. Indianapolis	0	0	0	0.0	0	0	0	0
09/20	at Tennessee	1	1	0	0.0	0	0	0	0
09/24	vs. Miami	0	0	0	0.0	0	0	0	0
10/04	at Cincinnati								
10/11	at Houston								
10/18	vs. Detroit								
	BYE WEEK								
11/01	at L.A. Chargers								
11/08	vs. Houston								
11/15	at Green Bay								
11/22	vs. Pittsburgh								
11/29	vs. Cleveland								
12/06	at Minnesota								
12/13	vs. Tennessee								
12/20	at Baltimore								
12/27	vs. Chicago								
01/03	at Indianapolis								
2020 totals:		1	1	0	0.0	0	0	0	0



60



A.J. CANN



POSITION: OFFENSIVE LINEMAN
HT: 6-3 | **WT:** 315 | **DOB:** 10-3-1991
COLLEGE: SOUTH CAROLINA
HOMETOWN: BAMBERG, SOUTH CAROLINA
ACQ: THIRD ROUND (67TH) OF 2015 DRAFT
EXP: 6TH YEAR



@AJCann60



@AJCann60

TRANSACTIONS

Originally drafted by Jacksonville in the third round (67th overall) of the 2015 draft ... Re-signed by Jacksonville on 3/3/19

PRO (GAMES PLAYED/STARTED - 80/78, 3/3)

- Sixth-year offensive lineman has started 78 of 80 career games
- Highest-drafted player by the Jaguars from South Carolina in franchise history

2020 (w/ JAX - 3/3)

- **9/13 vs. IND:** Started at right guard and helped undrafted rookie RB **James Robinson** rush for 62 yards
- **9/20 at TEN:** Started at right guard and helped the team rush for 165 yards
- **9/24 vs. MIA:** Started at right guard

2019 (w/ JAX - 16/16)

Started all 16 games in which he appeared at right guard ... Part of an offensive line that helped RB **Leonard Fournette** gain 1,674 yards from scrimmage, becoming the only Jaguars player since 2011 to post at least 1,500 scrimmage yards in a single season

- **9/29 at DEN:** Started at right guard, helping RB **Leonard Fournette** total a career-high 225 yards rushing ... Also helped the team gain an average of 7.1 yards per carry for 269 total net rushing yards, the second-most in a single game in franchise history
- **10/6 at CAR:** Started at right guard helping RB **Leonard Fournette** eclipse the 100-yard mark in back-to-back games for the first time since his rookie season in 2017
- **10/20 at CIN:** Started at right guard, paving the way for RB **Leonard Fournette's** 131 yards rushing

2018 (w/ JAX - 15/15)

Started all 15 games in which he appeared at right guard

2017 (w/ JAX - 15/15, 3/3)

Started 15 games in the regular season and all three postseason contests at RG ... Part of an offensive line that helped the team lead the league in rushing (141.1 yards per game) for the first time in franchise history and allowed a franchise-low 24 sacks

2016 (w/ JAX - 16/16)

Did not miss a snap and was part of a unit that surrendered 34 sacks, its fewest since 2007

2015 (w/ JAX - 15/13)

Rookie offensive lineman started 13 games at right guard


COLLEGE (AT SOUTH CAROLINA, 2010-15)

- Four-year starter, starting 51 games, the second-most in school history
- Three-time member of the SEC Fall Academic Honor Roll
- In 2014, named first-team All-America by Sporting News, ESPN.com and CBSSportsline.com
- In 2013, was voted a permanent team captain as a junior

PERSONAL

- Played on both sides of the ball for Head Coach **Kevin Crosby** at Bamberg-Ehrhardt (S.C.) High School
- Given name is Aaron
- Has a tattoo on the inside of his right forearm to honor his mother, Catherine, who passed in 2007 from throat cancer
- He and his wife, Kendal, have one daughter, Kennie Amelia
- Represented the Humane Society during the NFL's My Cause My Cleats campaign in 2019 ... His cat, Carol, is a rescue cat





K'LAVON CHAISSON



POSITION: DEFENSIVE END/LINEBACKER
HT: 6-3 | **WT:** 254 | **DOB:** 3-11-1999
COLLEGE: LSU
HOMETOWN: HOUSTON, TEXAS
ACQ: FIRST ROUND (20TH) IN 2020 DRAFT
EXP: ROOKIE



@S4CKGURU



@S4ckguru

OVERVIEW

Originally drafted by Jacksonville in the first round (20th overall) in the 2020 draft ... Pronounced **KAY-luh-vahn Chase-on**

PRO (GAMES PLAYED/STARTED - 3/0)

2020 (w/ JAX - 3/0)

- **9/13 vs. IND:** Saw extensive action (46 snaps) at defensive end in his NFL debut and posted two tackles (one solo)
- **9/20 at TEN:** Saw action at defensive end and posted two tackles, including his first career sack
- **9/24 vs. MIA:** Saw action at defensive end and made two tackles

COLLEGE (AT LSU, 2017-19)

- Played in 26 games with 17 starts in his three years with the Tigers
- Capped career with 92 tackles, 19.0 tackles for loss and 9.5 sacks
- Three-time member of the SEC Academic Honor Roll

2019 (redshirt sophomore at LSU - 13/13)

Started 13 games at outside linebacker and accumulated 60 tackles ... Led the team with 13.5 tackles for loss and 6.5 sacks ... Permanent team captain ... Earned First-Team All-SEC honors

- **10/12 vs. Florida:** Stopped Gators QB **Kyle Trask** on fourth and goal for a negative gain in final minute to seal the win
- **11/9 at Alabama:** Set a career high with 10 tackles, including 3.5 tackles for loss
- **12/29 vs. Oklahoma:** Earned Defensive Player of the Game accolades in the College Football Playoff Semifinals (six tackles, including 2.0 sacks)

HIGH SCHOOL (AT NORTH SHORE H.S., 2013-15)

- Rated a 5-star recruit by Scout after playing two seasons of varsity football
- Earned defensive MVP honors in the 6A Division I state title game at NRG Stadium in 2015, a contest during which he sniffed out a jet sweep-pass on fourth and goal in OT to seal the win ... Also had four tackles for loss, 2.0 sacks and one forced fumble in title game
- Named to the Texas AP 6A All-State Team as a senior
- Also played basketball

PERSONAL

- Inspired by his late father, Kelvin, who was a linebacker at Baylor from 1999-2001 and was shot and killed in 2014.
- "I'm not going to sit here and lie to you and say I've always dreamed of playing at the next level or I've always dreamed about playing in the NFL because that's not true. The inspiration to play the sport was something that ran deeper. With my size and the tradition in my family involving the sport, it was sort of an obligation or you were looked at differently."
- Created an Instagram account for his dog, Prince Nino: @lifeofnino
- Also passionate about financial literacy, the environment and social justice



REGULAR SEASON STATISTICS

YEAR	TEAM	GP/GS	TKL	SOLO	ASST	SACKS	FF	FR	PD	TFL
2020	JAX	3/0	6	4	2	1.0	0	0	0	1
NFL totals: 1 yr.		3/0	6	4	2	1.0	0	0	0	1

2020 GAME-BY-GAME STATISTICS

DATE	OPP	TKL	SOLO	ASST	SACKS	FF	FR	PD	TFL
09/13	vs. Indianapolis	2	1	1	0.0	0	0	0	0
09/20	at Tennessee	2	1	1	1.0	0	0	0	1
09/24	vs. Miami	2	2	0	0.0	0	0	0	0
10/04	at Cincinnati								
10/11	at Houston								
10/18	vs. Detroit								
	BYE WEEK								
11/01	at L.A. Chargers								
11/08	vs. Houston								
11/15	at Green Bay								
11/22	vs. Pittsburgh								
11/29	vs. Cleveland								
12/06	at Minnesota								
12/13	vs. Tennessee								
12/20	at Baltimore								
12/27	vs. Chicago								
01/03	at Indianapolis								
2020 totals:		6	4	2	1.0	0	0	0	1

NOTE THE QUOTES: ON K'LAVON CHAISSON

"He's not a kid who talks a lot, but his tape does enough talking for him. It's fair to say he's not a rah-rah guy, but just because he doesn't have a lot to say doesn't mean he doesn't bring an immense amount of intensity to the game. He's an internally-focused person, and when he's ready to go out and compete, he has a different look in his eye."

- North Shore High School HC **Jon Kay**

"I know my dad would be happy. He always told me to go hard every play. He motivates me."


"I don't really care too much about the praise and recognition from others. My job's been my job, set the edge and get to the quarterback and do whatever it takes to get the team win. It's never really been about personal accolades. I had a thing about being a better teammate more than being a better player. I feel I'd rather take the long win in today's game and today's world. ... My main goal right now is to be the best teammate I can be and help in any way possible."

- DE/LB **K'Lavon Chaisson**

"The one thing about this guy right here is that he has speed. He has an unbelievable spin move. I think the speed ... the power is going to come and become better. I think once that comes, he can be a dominant rusher in this league ... We think he's going to be a really productive player for us."

- HC **Doug Marrone**

17



DJ CHARK JR.



POSITION: WIDE RECEIVER
HT: 6-4 | **WT:** 198 | **DOB:** 9-23-1996
COLLEGE: LSU
HOMETOWN: ALEXANDRIA, LOUISIANA
ACQ: SECOND ROUND OF 2018 DRAFT (61ST)
EXP: 3RD YEAR



@DJChark82



@DJChark82

TRANSACTIONS

Originally drafted by Jacksonville in the second round (61st overall) of the 2018 draft

PRO (GAMES PLAYED/STARTED - 28/16)

• Pro Bowl wide receiver has appeared in 28 career games, hauling in 94 receptions for 1,291 yards (13.7 rec. avg.) and nine TDs

2020 (w/ JAX - 2/2)

- **9/13 vs. IND:** Started at wide receiver and recorded three receptions for 25 yards, including an 8-yard TD, the team's first of the season
- **9/20 at TEN:** Started at wide receiver and posted four receptions for 84 yards, including a season-long 45-yard reception
- **9/24 vs. MIA:** Inactive (chest/back)

2019 (w/ JAX - 15/14)

Earned Pro Bowl honors after tallying 73 receptions for a team-leading 1,008 yards (12.4 rec. avg.) and eight TDs ... Became the first Jaguar to eclipse 1,000 yards receiving in a season since WRs **Allen Robinson** and **Allen Hurns** in 2015 ... Tied for fourth in the NFL with 10 receptions of at least 30 yards this season ... Tied for ninth in the NFL and third in the AFC with eight TD receptions

- **9/8 vs. K.C.:** Made his first career start, hauling in four receptions for a then-career-best 146 yards (36.5 avg.), including a long of 69 and a 35-yard TD ... His 36.5 receiving average was the highest in franchise single game history
- **9/15 at HOU:** Started was targeted a team-high nine times, recording seven receptions for 55 yards and one TD
- **9/19 vs. TEN:** Started and caught four passes for 76 yards (19.0 avg.) and one TD ... Became the youngest player in franchise history (22 years old) to post more than 250 receiving yards through Week 3 of the season ... Became the second player in franchise history – and the first since WR **Jimmy Smith** in 2008 – to catch a TD pass in each of the first three games of the season
- **10/6 at CAR:** Started and earned career-bests in receptions (eight), yards (164) and TDs (two) ... Joined former WR **Jimmy Smith** (Sept. 10, 2000) as the only players to register at least 160 receiving yards and two-plus receiving TDs in a single game
- **11/17 at IND:** Started and amassed eight receptions for 104 yards (13.0 rec. avg.) and two TDs ... Second game of the season with 100-plus receiving yards and multiple TD receptions
- **12/29 vs. IND:** Started and brought in four receptions for 34 yards (8.5 rec. avg.) ... Joined former WR **Allen Robinson** as the only players 23-or-younger in team history to post at least 1,000 receiving yards in a single season

2018 (w/ JAX - 11/0)

Emerged as a contributor on special teams totaling five special teams tackles and averaging 35.4 yards per kickoff return ... Caught 14 passes for 174 yards (12.4 avg.)

- **10/7 at K.C.:** Caught passes of 30 and 38 yards, becoming the eighth rookie in franchise history to record multiple 30-yard catches in a single game
- **10/28 vs. PHI:** Caught four passes for 41 yards, including a long reception of 19 yards ... Served as the primary kick returner, returning one kickoff for 29 yards
- **11/11 at IND:** Saw action at wide receiver and returned three kickoffs for 108 yards (36.0 avg.), including a long return of 47 yards

COLLEGE (AT LSU, 2015-17)

- Appeared in 36 games with 15 starts
- Career totals include 66 receptions for 1,351 yards (20.5 rec. avg.) and six TDs with a long reception of 80 yards (TD)
- 2018 Co-MVP of Senior Bowl
- Named a permanent team captain in his senior season as he led the SEC in punt returns for TDs (two) and was second in the league in punt return average (10.8) while also leading the Tigers in receptions (40), receiving yards (874) and tied for the team lead in receiving TDs (three)
- Scored a TD three different ways in 2017, becoming only the seventh player in school history to accomplish the feat

PERSONAL

- Son of Shirley and **Darrell Chark Sr.**
- Attended Alexandria (La.) High School where he hauled in 48 receptions for

554 yards and three TDs as a senior on the way to earning Louisiana Class 5A All-State Honorable Mention

- Rushed for 495 yards and five touchdowns and caught 20 passes for 554 yards and six TDs as a junior and was named Honorable Mention All-State for Class 5A as a junior
- Never missed a day of school in 13 years in the Alexandria School System, finished high school with a 3.9 GPA and claimed all three major senior individual honors: Prom King, Mr. ASH and Most Outstanding Athlete
- Learned to swim leading up to the 2018 season at the Winston Family YMCA in Jacksonville
- Proposed to his fiancé, Chantelle, in May 2020 in Amelia Island, Fla.
- Has two dogs: English bulldog, Bam Bam, and an Australian shepherd, Dundie Tot, in honor of The Office

REGULAR SEASON RECEIVING STATISTICS

YEAR	TEAM	GP/GS	REC	YDS	AVG.	LG	TD
2018	JAX	11/0	14	174	12.4	38	0
2019	JAX	15/14	73	1,008	13.8	69	8
2020	JAX	2/2	7	109	15.6	45	1
NFL totals: 3 yrs.		28/16	94	1,291	13.7	69	9

Additional statistics: Two rushes for 20 yards

Single Game Career Highs

Receptions:
9 (12/8/19 vs. LAC)

Receiving yards:
164 (10/6/19 at CAR)

Longest reception:
69 (9/8/19 vs. K.C.)

Touchdowns:
2 (two times; last: 11/17/19 at IND)

2020 GAME-BY-GAME STATISTICS

DATE	OPP	REC	YDS	AVG.	LG	TD
09/13	vs. Indianapolis	3	25	8.3	12	1
09/20	at Tennessee	4	84	21.0	45	0
09/24	vs. Miami	Inactive				
10/04	at Cincinnati					
10/11	at Houston					
10/18	vs. Detroit					
	BYE WEEK					
11/01	at L.A. Chargers					
11/08	vs. Houston					
11/15	at Green Bay					
11/22	vs. Pittsburgh					
11/29	vs. Cleveland					
12/06	at Minnesota					
12/13	vs. Tennessee					
12/20	at Baltimore					
12/27	vs. Chicago					
01/03	at Indianapolis					
2020 totals:		7	109	15.6	45	1





CHRIS CLAYBROOKS



POSITION: CORNERBACK/RETURN SPECIALIST
HT: 5-9 | **WT:** 179 | **DOB:** 7-17-1997
COLLEGE: MEMPHIS
HOMETOWN: NASHVILLE, TENNESSEE
ACQ: SEVENTH ROUND (223RD) IN 2020 DRAFT
EXP: ROOKIE



@ChrisClaybrooks



@Huncho_Clay7

TRANSACTIONS

Originally drafted by Jacksonville in the seventh round (223rd overall) in the 2020 draft

PRO (GAMES PLAYED/STARTED - 3/0)

2020 (w/ JAX - 3/0)

- **9/13 vs. IND:** Saw action at cornerback and on special teams, returning two kicks for 50 yards (long of 39), in his NFL debut
- **9/20 at TEN:** Saw action at cornerback, kick returner and punt returner
- **9/24 vs. MIA:** Saw action on special teams

COLLEGE (AT MEMPHIS, 2018-19)

- Transferred to Memphis after two seasons of junior college at Fort Scott Community College (2016) and Coahoma Community College (2017)
- Moved to defensive back after playing high school and junior college careers on offense
- With the Tigers, played in 21 games and posted 54 tackles and had nine multi-tackle games ... Added five passes defended, two INTs, one forced fumble and 1.0 sack
- Also contributed on special teams, recording 11 kick returns for 338 yards and one TD
- Member of the Tiger 3.0 Club in the fall of 2018

2019 (reshirt senior at Memphis - 9)

Saw action in nine games, including the Goodyear Cotton Bowl, after missing the first five games of the season with a foot injury ... Totaled 42 tackles, two passes defended, one INT and one forced fumble ... Added 11 kick returns for 338 yards (30.8 avg.) and one TD

- **11/29 vs. Cincinnati:** Posted six solo tackles, two passes defended and returned the opening kickoff 94 yards for a TD
- **12/28 vs. Penn State:** Recorded a career-high 12 tackles and his first collegiate sack in his final outing with the Tigers in the 84th Goodyear Cotton Bowl

HIGH SCHOOL (AT MCGAVOCK H.S., 2012-15)

- Member of the varsity quad all four years at McGavock (Nashville, Tenn.) High School
- Started career as a wide receiver and moved to running back
- Named to the 2014 All-City Team as selected by the Metro Nashville Football Coaches Association
- Also played basketball

PERSONAL

- Son of **Christena** and **Barry Claybrooks**
- Had his son, **Chris Claybrooks Jr.**, when he was a sophomore in high school
- Christopher Claybrooks Jr. received a scholarship offer from Memphis in 2019
 - "It was just one day I was showing him [then-Memphis Head Coach **Mike Norvell**] that my son could play football for real. I showed him a clip that went viral. He did two spin moves and a stiff arm move in a seven- and eight-years old league. He is only six-years old. He saw that video and he said to post [on social media] that your son has a offer and I'm going to comment. The next day, he said, 'Why did you not post it?' I said, 'Because I did not know if you was playing.' He said that he was for real. I posted it and he tagged my son and told him welcome to the family. A big whole thing started. My son has a highlight tape, too."

REGULAR SEASON STATISTICS

YEAR	TEAM	GP/GS	TKL	SOLO	ASST	SACKS	FF	FR	PD	INT
2020	JAX	3/0	0	0	0	0.0	0	0	0	0
NFL totals: 1 yr.		3/0	0	0	0	0.0	0	0	0	0

2020 GAME-BY-GAME STATISTICS

DATE	OPP	TKL	SOLO	ASST	SACKS	FF	FR	PD	INT
09/13	vs. Indianapolis	0	0	0	0.0	0	0	0	0
09/20	at Tennessee	0	0	0	0.0	0	0	0	0
09/24	vs. Miami	0	0	0	0.0	0	0	0	0
10/04	at Cincinnati								
10/11	at Houston								
10/18	vs. Detroit								
	BYE WEEK								
11/01	at L.A. Chargers								
11/08	vs. Houston								
11/15	at Green Bay								
11/22	vs. Pittsburgh								
11/29	vs. Cleveland								
12/06	at Minnesota								
12/13	vs. Tennessee								
12/20	at Baltimore								
12/27	vs. Chicago								
01/03	at Indianapolis								
2020 totals:		0	0	0	0.0	0	0	0	0

Additional statistics: two kick returns for 50 yards

NOTE THE QUOTES: ON DB/RS CHRIS CLAYBROOKS

"I have been returning kicks all my life – in high school, JUCO and Memphis. I was behind **Tony Pollard**, one of the best to ever do it at Memphis. I learned tips from him and he coached me up. I am going to turn it loose with the Jaguars – my speed, my motor, never giving up – and I'm a playmaker. Whatever they need me to be, I can do it and I will make plays and make an impact."

"I went to Memphis as a walk-on and I was just going hard every time. They were like, 'Dang, why do you keep going hard?' I was like, 'Because I'm a walk-on and I have to eat.' I have a family to feed. I kept on working. They put me on scholarship and I just had that mindset ... It was a dream come true. I got drafted, and it feels amazing. Hard work pays off."

- DB/RS **Chris Claybrooks**

"Field position is a thing we thought about a lot in the offseason. Coach Marrone a big advocate of special teams and gaining field position and having a guy back there. He has the skills to do it and we feel really good about it."

- General Manager **Dave Caldwell**



KEELAN COLE SR.



POSITION: WIDE RECEIVER
HT: 6-1 | **WT:** 194 | **DOB:** 4-20-1993
COLLEGE: KENTUCKY WESLEYAN
HOMETOWN: LOUISVILLE, KENTUCKY
ACQ: ROOKIE FREE AGENT 2017
EXP: 4TH YEAR



@Air4Cole



@KKeelanCole

TRANSACTIONS

Originally signed by Jacksonville as an undrafted rookie on 5/10/17

PRO (GAMES PLAYED/STARTED - 51/19, 3/0)

• Fourth-year undrafted wide receiver has totaled 119 receptions for 1,748 yards (14.7 rec. avg.) and nine TDs

2020 (w/ JAX - 3/1)

- **9/13 vs. IND:** Saw action at wide receiver and led the team with five receptions for 47 yards, including the game-winning 22-yard TD with 5:56 remaining
- **9/20 at TEN:** Posted a team-high six receptions for 58 yards and one TD
- **9/24 vs. MIA:** Started at wide receiver and recorded four receptions for 43 yards

2019 (w/ JAX - 16/1)

Appeared in all 16 games and posted 24 receptions for 361 yards (15.0 rec. avg.) and three TDs

- **10/20 at CIN:** Saw action at wide receiver, catching the go-ahead 2-yard TD pass in the fourth quarter
- **11/3 vs. HOU:** Hauled in five receptions for 80 yards (16.0 rec. avg.) and a long reception of 31 yards
- **12/29 vs. IND:** Posted three receptions for 67 yards (22.3 rec. avg.) and one TD ... Also returned three kickoffs for a career-high 110 yards, including a career-long 59-yard return

2018 (w/ JAX - 16/11)

Appeared in all 16 games and recorded 38 receptions for 491 yards and one TD

- **9/9 at NYG:** Started and recorded three receptions for a team-high 54 yards, including a long reception of 31 yards
- **9/16 vs. N.E.:** Started and recorded team highs in receptions (seven) and receiving yards (116), including a 24-yard TD reception ... Caught a TD in his fourth consecutive home game, a franchise record for consecutive home games with a receiving TD
- **10/7 at K.C.:** Started and caught four passes for 70 yards (17.5 rec. avg.)

2017 (w/ JAX - 16/6, 3/0)

Cole's 748 receiving yards were the most by an undrafted rookie in franchise history, surpassing WR **Allen Hurns'** 677 receiving yards in 2014 and second most by a rookie in team history (trailing WR **Justin Blackmon's** 865 yards in 2012) ... His 748 receiving yards were eighth-most by an undrafted rookie WR in NFL history ... Registered 186 receiving yards in Week 15 versus Houston and 108 receiving yards in Week 16 at San Francisco, becoming the first rookie to post 100-plus receiving yards in consecutive games in franchise history ... His 748 receiving yards were the third most among rookie wide receivers (trailing PIT **JuJu Smith-Schuster** & LAR **Cooper Kupp**) ... His 17.8 yards per reception tied (WR **Cecil Shorts III**, 2012) for highest rate in a single season in franchise history

- **12/3 vs. IND:** Started and recorded three receptions for 49 yards (16.3 rec. avg.) and his first career TD
- **12/10 vs. SEA:** Recorded three receptions and a season- and team-high 99 yards receiving, including a 75-yard TD reception
- **12/17 vs. HOU:** Led the team and recorded career highs with seven receptions for 186 yards and one TD, including a game-long 73-yard reception, which set up FB **Tommy Bohanon's** TD in the third quarter ... First 100-yard receiving game of his career
- **12/24 at S.F.:** Started and had six receptions for a game-high 108 yards

COLLEGE (AT KENTUCKY WESLEYAN, 2013-16)

- Named to the D2football.com All-American First Team, Associated Press Little All-American First Team and the Don Hansen All-American First Team
- Led the nation in kickoffs returned for a TD (two) and ranked second in all-purpose yards (198.1 yards per game) as a senior
- Named Great Midwest Athletic Conference Offensive and Special Teams Player of the Year in 2016
- Led the NCAA in receiving yards (1,577), receiving yards per game (141.5) and receiving TDs (21) as a sophomore in 2014

PERSONAL

- Coached by **Tyrann Scroggins** at Central (Ky.) High School, where he was a four-year letterwinner and two-year starter at defensive back, wide receiver and quarterback

REGULAR SEASON STATISTICS

YEAR	TEAM	GP/GS	RECS	YDS	AVG.	LG	TD
2017	JAX	16/6	42	748	17.8	75t	3
2018	JAX	16/11	38	491	12.9	35	1
2019	JAX	16/1	24	361	15.0	55	3
2020	JAX	3/1	15	148	9.9	23	2
NFL totals: 4 yrs.		51/19	119	1,748	14.7	75t	9

Single Game Career Highs

Receptions:

7 (two times, last: 9/16/18 vs. N.E.)

Receiving yards:

186 (12/17/17 vs. HOU)

Longest reception:

75t (12/10/17 vs. SEA)

Receiving touchdowns:

1 (seven times, last: 12/29/19 vs. IND)

Additional statistics: five kick returns for 136 yards (long: 59 yards)

POSTSEASON STATISTICS

YEAR	TEAM	GP/GS	REC	YDS	AVG.	LG	TD
2017	JAX	3/0	3	82	27.3	45	0
NFL totals: 2 yrs.		3/0	3	82	27.3	45	0

2020 GAME-BY-GAME STATISTICS

DATE	OPP	REC	YDS	AVG.	LG	TD
09/13	vs. Indianapolis	5	47	9.4	22	1
09/20	at Tennessee	6	58	9.7	23	1
09/24	vs. Miami	4	43	10.8	16	0
10/04	at Cincinnati					
10/11	at Houston					
10/18	vs. Detroit					
	BYE WEEK					
11/01	at L.A. Chargers					
11/08	vs. Houston					
11/15	at Green Bay					
11/22	vs. Pittsburgh					
11/29	vs. Cleveland					
12/06	at Minnesota					
12/13	vs. Tennessee					
12/20	at Baltimore					
12/27	vs. Chicago					
01/03	at Indianapolis					
2020 totals:		15	148	9.9	23	2


POSITION: WIDE RECEIVER

HT: 6-3 | **WT:** 205 | **DOB:** 10-25-1992

COLLEGE: GEORGIA

HOMETOWN: DALLAS, GEORGIA

ACQ: UNRESTRICTED FREE AGENT (K.C.) 2019

EXP: 6TH YEAR


@FlightConley



@_Flight_

TRANSACTIONS

Originally drafted by Kansas City in the third round (76th overall) of the 2015 draft ... Signed by Jacksonville on 3/16/19

PRO (GAMES PLAYED/STARTED - 72/49, 5/2)

• Career totals include 156 receptions for 2,067 yards (13.3 rec. avg.) and 11 TDs

2020 (w/ JAX - 3/1)

Named team captain as voted on by his teammates

- **9/13 vs. IND:** Saw action at wide receiver, posting one reception for 6 yards
- **9/20 at TEN:** Saw action at wide receiver, tallying four receptions for 48 yards
- **9/24 vs. MIA:** Started at wide receiver and recorded three receptions for 34 yards

2019 (w/ JAX - 16/14)

Saw action in 16 games with 14 starts .. Set career-bests for receptions (47), receiving yards (775) and receiving avg. (16.5) and tied a career-high with five TDs

- **9/8 vs. K.C.:** Started and recorded a team-high six receptions for a then-career-best 97 yards (16.2 avg.) and one TD
- **10/20 at CIN:** Started and caught three passes for 83 yards (27.7 avg), including a 47-yard reception
- **10/27 vs. NYJ:** Started and posted four receptions for a career-best 103 yards (25.8 rec. avg.), including a career-long 70-yard TD reception
- **12/15 at OAK:** Started and amassed four receptions for 49 yards (12.3 rec. avg.) and two TDs, including the game-winning 4-yard TD reception with 0:31 left in the game from QB Gardner Minshew II
- **12/22 at ATL:** Started and brought in two receptions for 56 yards (28.0 rec. avg.), including a 42-yard TD reception in the fourth quarter

2018 (w/ K.C. - 16/13, 2/1)

Played in 16 games (13 starts) and registered 32 catches for 334 yards and a career-high five TDs for the NFL's No. 3 passing offense (320.4 passing yards per game)

- **11/19 vs. LAR:** Recorded then-career highs in receptions (seven), receiving yards (74) and receiving TDs (two), helping Kansas City score a season-high 51 points

2017 (w/ K.C. - 5/5)

Played in five games and caught 11 passes for 175 yards prior to suffering a torn Achilles and missing the remainder of the season

- **9/17 vs. PHI:** Recorded four catches for a season-high 55 yards in a 27-20 victory

2016 (w/ K.C. - 16/11, 1/1)

Registered 44 receptions for 530 yards

- **1/15/17 vs. PIT:** Notched two catches for 19 yards in the AFC Divisional

2015 (w/ K.C. - 16/5, 2/0)

Saw action in all 16 regular season games and caught 17 passes for 199 yards and one TD as a rookie in 2015

- **10/25 vs. PIT:** Recorded six catches for 63 yards and one TD
- **1/16/16 vs. N.E.:** Had five catches for 33 yards in the AFC Divisional round

COLLEGE (AT GEORGIA, 2011-14)

- Appeared in 49 games (23 starts), recording 117 receptions for 1,938 yards (16.6 avg.) and 20 TDs
- Recorded five 100-yard receiving games in his college career and led the Bulldogs in receiving yards in 2013 (651 receiving yards) and 2014 (657)

PERSONAL

- Born in Adana, Turkey on an Air Force base. His father, Charles, had a career in the United States Air Force while his mother, Christina, is a high school teacher
- Played football at North Paulding (Dallas, Ga.) High School
- Enjoys surfing in his free time and supported Ocean Conservancy with the NFL's "My Cause My Cleats" initiative in 2019
- Married his wife, Brianna, in May 2019
- Enjoys science-fiction and made and starred in a 26-minute long "Star Wars" fan film "Retribution"

- Wrote, directed and acted in a short film called "Quarantime" July 2020
- Delivered a speech at the Jaguars' team wide march to protest racial inequality and social injustice

REGULAR SEASON STATISTICS

YEAR	TEAM	GP/GS	REC	YDS	AVG.	LG	TD
2015	K.C.	16/5	17	199	11.7	44	1
2016	K.C.	16/11	44	530	12.0	39	0
2017	K.C.	5/5	11	175	15.9	35	0
2018	K.C.	16/13	32	334	10.4	27t	5
2019	JAX	16/14	47	775	16.5	70t	5
2020	JAX	3/1	8	88	11.0	24	0
NFL totals: 6 yrs.		72/49	159	2,101	13.2	70t	11

Single Game Career Highs

Receptions:

7 (11/19/18 at LAR)

Receiving yards:

103 (10/27/19 vs. NYJ)

Longest reception:

70t (10/27/19 vs. NYJ)

Receiving touchdowns:

2 (two times; last: 12/15/19 at OAK)

POSTSEASON STATISTICS

YEAR	TEAM	GP/GS	RECs	YDS	AVG.	LG	TD
2015	K.C.	2/0	6	42	7.0	16	1
2016	K.C.	1/1	2	19	9.5	12	0
2018	K.C.	2/1	0	0	-	-	0
NFL totals: 5 yrs.		5/2	8	61	12.2	16	1

2020 GAME-BY-GAME STATISTICS

DATE	OPP	REC	YDS	AVG.	LG	TD
09/13	vs. Indianapolis	1	6	6.0	6	0
09/20	at Tennessee	4	48	12.0	24	0
09/24	vs. Miami	3	34	11.3	18	0
10/04	at Cincinnati					
10/11	at Houston					
10/18	vs. Detroit					
	BYE WEEK					
11/01	at L.A. Chargers					
11/08	vs. Houston					
11/15	at Green Bay					
11/22	vs. Pittsburgh					
11/29	vs. Cleveland					
12/06	at Minnesota					
12/13	vs. Tennessee					
12/20	at Baltimore					
12/27	vs. Chicago					
01/03	at Indianapolis					
2020 totals:		8	88	11.0	24	0



LOGAN COOKE



POSITION: PUNTER
HT: 6-5 | **WT:** 230 | **DOB:** 7-28-1995
COLLEGE: MISSISSIPPI STATE
HOMETOWN: DARBUN, MISSISSIPPI
ACQ: SEVENTH ROUND (247TH) OF 2018 DRAFT
EXP: 3RD YEAR



@LoganCooke2



@LoganCooke9

TRANSACTIONS

Originally drafted by Jacksonville in the seventh round (147th overall) of the draft

PRO (GAMES PLAYED/STARTED - 35)

• Third-year punter who has appeared in 35 games and posted a 42.7 career net punting average, the highest in franchise history, and a 45.9 gross punting average, the second-highest in franchise history

2020 (w/ JAX - 3)

- **9/13 vs. IND:** Punted three times for 136 yards (45.3 gross and net average), with one punt inside the 20
- **9/20 at TEN:** Punted twice for 80 yards with one punt inside the 20
- **9/24 vs. MIA:** Punted three times for 157 yards, including a season-long 63-yard punt

2019 (w/ JAX - 16)

Finished the season with career-highs in gross punting average (46.8) and net punting average (44.5) ... His 44.5 net punting average led all NFL punters (min. 10 punts) ... Completed two passes for 16 yards

- **11/17 at IND:** Punted six times for 280 yards (46.7 gross avg.) with three landing inside the 20
- **12/15 at OAK:** Punted five times for 248 yards (49.6 gross avg.), including two punts inside the 20 and a season-long punt of 66 yards
- **12/22 at ATL:** Punted five times for 254 yards (50.8 gross avg.), including one downed inside the 20 ... Completed one pass for 7 yards to S **Cody Davis** on a fake punt that resulted in a first down in the second quarter

2018 (w/ JAX - 16)

Downed 37 punts inside the 20, a franchise record and the third-most in the NFL ... Punted 86 times, placing 43.0 percent of his punts inside the 20, the highest mark by a rookie in franchise history

COLLEGE (AT MISSISSIPPI STATE, 2014-17)

- Appeared in 45 career games serving as the primary punter his last three years and the primary kickoff specialist as a senior and freshman
- Averaged 41.7 yards per punt during his career, which ranked seventh in school history
- Thirty five of his 150 punts traveled more than 50 yards, and 60 were pinned inside the 20

PERSONAL

- Son of Len and Tracey
- Married the former **Mary Menger Jones** in February 2020
- Attended Columbia (Miss.) Academy
- All-State punter tallied 24 punts for an average of 44.2 yards in his senior season, while also seeing action at WR and DB
- Avid hunter and fisherman, who also owns an outdoorsman company that specializes in turkey calls
- Involved with the Catch-A-Dream Foundation, which takes children with life-threatening illnesses on hunting and fishing adventures of a lifetime

REGULAR SEASON STATISTICS

YEAR	TEAM	GP	PUNTS	YARDS	AVG.	TB	NET AVG.	IN 20	LG
2018	JAX	16	86	3,872	45.0	7	41.3	37	72
2019	JAX	16	75	3,507	46.8	2	44.5	25	66
2020	JAX	3	8	373	46.6	1	40.6	2	63
NFL totals: 3 yrs.		35	169	7,752	45.9	10	42.7	64	72

Single Game Career Highs

Punts:

9 (two times, last: 12/30/18 at HOU)

Punting yards:

449 (12/30/18 at HOU)

Punting gross average:

59.0 (12/29/19 vs. IND)

Net punting average:

50.2 (12/16/18 at WAS)

Punts inside the 20:

4 (three times, last: 9/15/19 at HOU)

Additional Statistics: Has completed 3 of 3 passes for 20 yards that all resulted in first downs

2020 GAME-BY-GAME STATISTICS

DATE	OPP	PUNTS	YARDS	GROSS AVG.	TB	NET AVG.	IN 20	LG
09/13	vs. Indianapolis	3	136	45.3	0	45.3	1	53
09/20	at Tennessee	2	80	40.0	0	40.0	1	45
09/24	vs. Miami	3	157	52.3	1	36.3	0	63
10/04	at Cincinnati							
10/11	at Houston							
10/18	vs. Detroit							
	BYE WEEK							
11/01	at L.A. Chargers							
11/08	vs. Houston							
11/15	at Green Bay							
11/22	vs. Pittsburgh							
11/29	vs. Cleveland							
12/06	at Minnesota							
12/13	vs. Tennessee							
12/20	at Baltimore							
12/27	vs. Chicago							
01/03	at Indianapolis							
2020 totals:		8	373	46.6	1	40.6	2	63

58



DOUG COSTIN



POSITION: DEFENSIVE TACKLE
HT: 6-2 | **WT:** 295 | **DOB:** 710-5-1997
COLLEGE: MIAMI (OHIO)
HOMETOWN: WEST CHESTER, PENNSYLVANIA
ACQ: ROOKIE FREE AGENT 2020
EXP: ROOKIE



@DougCostin_



@dougcostin_

OVERVIEW

Originally signed as a rookie free agent on April 28, 2020

PRO (GAMES PLAYED/STARTED - 0/0)

• Rookie defensive tackle made the initial 53-man roster after originally signing with the team as a rookie free agent

2020 (w/ JAX - 0/0)

- 9/13 vs. IND: Inactive
- 9/20 at TEN: Inactive
- 9/24 vs. MIA: Inactive

COLLEGE (AT MIAMI OHIO, 2016-19)

- Played in 50 career games and posted 178 tackles, 32.5 tackles for loss, 16.5 sacks and 12 passes defended
- Named First-Team All-MAC and tallied 58 tackles, 12 tackles for loss and 4.0 sacks and received team's Defensive MVP award as a senior in 2019
- Played in and started all 12 games in 2018 and finished season with 52 tackles, 10.5 tackles for loss, 6.0 sacks and two forced fumbles
- Started all 12 games as a sophomore in 2017 and finished the year with 48 tackles, 5.0 sacks and six passes defended
- Recorded 19 tackles as a freshman in 2016

PERSONAL

- Graduated from Bishop Shanahan (Downington, Pa.) High School and earned first-team all-state as a senior
- Son of Douglas, who played college football at West Virginia, and Tina Costin

REGULAR SEASON STATISTICS

YEAR	TEAM	GP/GS	TKL	SOLO	ASST	SACKS	FF	FR	PD	TFL
2020	JAX	0/0	0	0	0	0.0	0	0	0	0
NFL totals: 1 yr.		0/0	0	0	0	0.0	0	0	0	0

2020 GAME-BY-GAME STATISTICS

DATE	OPP	TKL	SOLO	ASST	SACKS	FF	FR	PD	TFL
09/13	vs. Indianapolis				Inactive				
09/20	at Tennessee				Inactive				
09/24	vs. Miami				Inactive				
10/04	at Cincinnati								
10/11	at Houston								
10/18	vs. Detroit								
	BYE WEEK								
11/01	at L.A. Chargers								
11/08	vs. Houston								
11/15	at Green Bay								
11/22	vs. Pittsburgh								
11/29	vs. Cleveland								
12/06	at Minnesota								
12/13	vs. Tennessee								
12/20	at Baltimore								
12/27	vs. Chicago								
01/03	at Indianapolis								
2020 totals:		0	0	0	0.0	0	0	0	0

87



TYLER DAVIS



POSITION: TIGHT END
HT: 6-4 | **WT:** 252 | **DOB:** 4-2-1997
COLLEGE: GEORGIA TECH
HOMETOWN: NORTH BELLMORE, NEW YORK
ACQ: SIXTH ROUND (206TH) OF 2020 NFL DRAFT
EXP: ROOKIE



@Tyler_Davis9

OVERVIEW

Originally drafted by Jacksonville in the sixth round (206th overall) of the 2020 draft

PRO (GAMES PLAYED/STARTED - 1/0)

2020 (w/ JAX - 1/0)

- 9/13 vs. IND: Inactive
- 9/20 at TEN: Inactive
- 9/24 vs. MIA: Made his NFL debut at tight end and on special teams

COLLEGE (AT GEORGIA TECH, 2019; UCONN, 2016-18)

- Transferred as a graduate student from Connecticut to Georgia Tech and played for the Yellow Jackets in 2019
- Played in 12 games and made 11 starts at Georgia Tech, ranking third among all Yellow Jacket pass catchers with 17 receptions for 148 yards and one TD
- Played in 36 games with UConn and amassed 47 receptions for 500 yards and seven TDs
- Began his career as a quarterback prior to switching to tight end ... Utilized on trick plays and completed three passes for 58 yards

PERSONAL

- Played quarterback at Mepham (Bellmore, N.Y.) High School and threw for 1,092 yards and 13 TDs as a senior, while rushing for 1,553 yards and 22 TDs
- Earned a bachelor's degree in financial management at Connecticut and aspires for a career on Wall Street after football
- Father, **Steve**, worked in the music industry with a record label and Tyler grew up playing the drums
- Models his game after Chiefs Pro Bowl TE **Travis Kelce**

REGULAR SEASON RECEIVING STATISTICS

YEAR	TEAM	GP/GS	REC	YDS	AVG.	LG	TD
2020	JAX	1/0	0	0	-	-	0
NFL totals: 1 yr.		1/0	0	0	-	-	0

2020 GAME-BY-GAME STATISTICS

DATE	OPP	REC	YDS	AVG.	LG	TD
09/13	vs. Indianapolis			Inactive		
09/20	at Tennessee			Inactive		
09/24	vs. Miami	0	0	-	-	0
10/04	at Cincinnati					
10/11	at Houston					
10/18	vs. Detroit					
	BYE WEEK					
11/01	at L.A. Chargers					
11/08	vs. Houston					
11/15	at Green Bay					
11/22	vs. Pittsburgh					
11/29	vs. Cleveland					
12/06	at Minnesota					
12/13	vs. Tennessee					
12/20	at Baltimore					
12/27	vs. Chicago					
01/03	at Indianapolis					
2020 totals:		0	0	-	-	0

NOTE THE QUOTES: ON TE TYLER DAVIS

"Here's a guy that has a great skill set. He was a quarterback coming out of high school and was at Connecticut and transferred to Georgia Tech. And I've got a kid that I coached when I was at Georgia Tech, went back and he's a line coach there and loves him. A couple of other people: Corey Edsall, Randy Edsall's son, was at Connecticut when he was there; we texted, [and he] really loved the kid. So I'm excited. He has a great opportunity in front of him. He has the ability to do it, and we'll see if he's good enough."

- HC Doug Marrone

"The first thing [about Tyler] is toughness. There's also work ethic, intangibles, character, all of those things he has at a ridiculously high level. He has position flexibility. He can play an end of the line tight end, he can play H-back, fullback, slot receiver, and the other piece that is a huge priority is his ability to play special teams. He understands the importance of playing special teams at a very high level. I know Coach [Doug] Marrone, and I know he will love Tyler like we do."

"I've had a lot of great players go to the NFL. I was the defensive coordinator at Florida when we had a great run of draft picks and I think this was one of the ones where I shed a tear as well when Tyler got drafted because I know the level of investment and the level of care that Tyler puts into everything that he does."

- Georgia Tech HC Geoff Collins

"I've only played [tight end] for four years and playing quarterback my whole life definitely gave me a good foundation to build off of but just these past two seasons, especially looking back on my performance and grading myself pretty harshly, you could see the strides that I'm making every single year ... I'm just scratching the surface and I think that obviously being a tight end now and a quarterback in the past definitely helped me out. But now to be able to work with [Jacksonville Tight Ends Coach] Coach Middleton and to work in [Jacksonville Offensive Coordinator] Coach Gruden's offense, I feel like my development is only going to keep getting better."

- TE Tyler Davis





TYLER EIFERT



POSITION: TIGHT END
HT: 6-6 | **WT:** 255 | **DOB:** 9-8-1990
COLLEGE: NOTRE DAME
HOMETOWN: FORT WAYNE, INDIANA
ACQ: UNRESTRICTED FREE AGENT (CIN) 2020
EXP: 8TH YEAR



@TylerEifert



@TylerEifert

TRANSACTIONS

Originally drafted by Cincinnati in the first round (21st overall) of the 2013 draft ... Signed by Jacksonville as an unrestricted free agent on 3/30/20

PRO (GAMES PLAYED/STARTED - 62/38, 2/1)

- Eighth-year tight end who has appeared in 62 games with 38 starts in addition to two postseason contests
- Spent first eight years in Cincinnati before joining Jacksonville prior to the 2020 season
- Career totals include 191 receptions for 2,207 yards (11.6 avg.) and 25 TDs
- Posted career-high numbers in 2015 with 52 catches for 615 yards and 13 TDs en route to his first career Pro Bowl appearance

2020 (w/ JAX - 3/1)

- **9/13 vs. IND:** Posted one reception for 8 yards in Jaguars debut
- **9/20 at TEN:** Started at tight end and recorded three receptions for 36 yards, including a 19-yard TD reception, his first with the Jaguars
- **9/24 vs. MIA:** Caught two passes for 11 yards

2019 (w/ CIN - 16/4)

Played in all 16 games for the first time in his career ... Posted 43 receptions for 436 yards and three TDs

- **12/22 at MIA:** Caught a 2-point conversion to cut Miami's lead to 8 with 29 seconds remaining and then a 25-yard game-tying TD as time expired that sent the game to OT

2018 (w/ CIN - 4/2)

Appeared in the first four games of the season, recording 15 catches for 179 yards and one TD before suffering a season-ending ankle injury in Week 4

2017 (w/ CIN - 2/1)

Played in two games before being placed on injured reserve on Oct. 12 with a back injury

2016 (w/ CIN - 8/2)

Missed the preseason and first six games of the season to recover from a back injury incurred in the preceding year's Pro Bowl ... Played in Weeks 7-14 and logged 29 receptions for 394 yards and five TDs

- **10/30 vs. WAS:** Posted nine receptions for 102 yards and one TD and converted a pair of third downs
- **11/14 at NYG:** Led team with 96 receiving yards, and his three catches included a career-long 71-yard scamper to set up a first quarter TD

2015 (w/ CIN - 13/12, 1/1)

Played in 13 games with 12 starts and started in the team's AFC Wild Card game ... Had 52 receptions for 615 yards and 13 TDs, all career highs, en route to his first career Pro Bowl appearance ... His 13 TDs were the most ever by a Bengals tight end ... Recipient of the team's Ed Block Courage Award, which honors players who "demonstrate commitment to the values of sportsmanship and courage"

- **9/13 at OAK:** Led the team with nine catches for 104 yards and two TDs
- **10/11 vs. SEA:** Posted eight receptions for 90 yards and two TDs, including a diving, fingertip catch that set up the game-tying FG
- **11/5 vs. CLE:** Recorded three receiving TDs, tying a franchise record for TDs in a game by a tight end

2014 (w/ CIN - 1/1)

Started in the team's season opener before suffering an elbow injury and being placed on injured reserve

2013 (w/ CIN - 15/15, 1/0)

Finished rookie season with 39 catches for 445 yards and two TDs

- **10/20 at DET:** Scored his first NFL TD on a 32-yard reception

COLLEGE (AT NOTRE DAME, 2009-12)

- Played four seasons with the Fighting Irish and started every game as a junior and senior
- His 140 catches were most in school history for a tight end ... Also tallied 1,840 career receiving yards with 11 TDs
- Winner of the 2012 John Mackey Award, given annually to the nation's top college tight end ... Was also voted First-Team All-American by Pro Football Weekly

- Served as a team captain in 2012

PERSONAL

- Attended Bishop Dwenger (Ind.) High School, where he helped lead team to a 14-1 record as a senior, posting 41 catches for 682 yards and 10 TDs and added 97 tackles with four INTs
- Father (Greg) and brother (Grady) played basketball at Purdue
- Married to Rachael in 2020 offseason
- Has three dogs: Jameson, Tank and Arya
- Enjoys fishing, golfing and hunting
- Played the stadium course at TPC Sawgrass after signing his contract

REGULAR SEASON RECEIVING STATISTICS

YEAR	TEAM	GP/GS	REC	YDS	AVG.	LG	TD
2013	CIN	15/15	39	445	11.4	61	2
2014	CIN	1/1	3	37	12.3	20	0
2015	CIN	13/12	52	615	11.8	31	13
2016	CIN	8/2	29	394	13.6	71	5
2017	CIN	2/1	4	46	11.5	22	0
2018	CIN	4/2	15	179	11.9	29	1
2019	CIN	16/4	43	436	10.1	27	3
2020	JAX	3/1	6	55	9.2	19	1
NFL totals: 8 yrs.		62/38	191	2,007	11.6	71	25

Single Game Career Highs

Receptions:
9 (two times; last: 10/30/16 vs. WAS)

Receiving yards:
104 (9/13/15 at OAK)

Longest reception:
71 (11/14/16 at NYG)

Touchdowns:
3 (11/5/15 vs. CLE)


POSTSEASON RECEIVING STATISTICS

YEAR	TEAM	GP/GS	REC	YDS	AVG.	LG	TD
2013	CIN	1/0	0	0	-	-	0
2014	CIN	0/0			Did not play		
2015	CIN	1/1	5	58	11.6	18	0
NFL totals: 7 yrs.		2/1	5	58	11.6	18	0

2020 GAME-BY-GAME STATISTICS

DATE	OPP	REC	YDS	AVG.	LG	TD
09/13	vs. Indianapolis	1	8	8.0	8	0
09/20	at Tennessee	3	36	12.0	19	1
09/24	vs. Miami	2	11	5.5	6	0
10/04	at Cincinnati					
10/11	at Houston					
10/18	vs. Detroit					
	BYE WEEK					
11/01	at L.A. Chargers					
11/08	vs. Houston					
11/15	at Green Bay					
11/22	vs. Pittsburgh					
11/29	vs. Cleveland					
12/06	at Minnesota					
12/13	vs. Tennessee					
12/20	at Baltimore					
12/27	vs. Chicago					
01/03	at Indianapolis					
2020 totals:		6	55	9.2	19	1

99



DANIEL EKUALE



POSITION: DEFENSIVE TACKLE
HT: 6-3 | **WT:** 276 | **DOB:** 1-3-1994
COLLEGE: WASHINGTON STATE
HOMETOWN: PAGO PAGO, AMERICAN SAMOA
ACQ: PRACTICE SQUAD (JAX) 2020
EXP: 2ND YEAR



@tanielu_ekuale



@danielekuale96

OVERVIEW

Originally signed Cleveland as a rookie free agent on 5/4/18 ... Waived on 9/1/18 ... Signed by Cleveland to the practice squad on 9/2/18 ... Waived on 12/6/18 ... Signed by Cleveland on 1/2/19 ... Waived by Cleveland on 9/5/20 ... Signed by Jacksonville to the practice squad on 9/8/20 ... Promoted to the 53-man roster on 9/28/20 ... *Pronounced Eee-qwall-lay*

PRO (GAMES PLAYED/STARTED - 7/0)

• Second-year defensive tackle has spent time in Cleveland and on the practice squad in Jacksonville

2020 (w/ JAX - 0/0)

- 9/13 vs. IND: Practice squad
- 9/20 at TEN: Practice squad
- 9/24 vs. MIA: Practice squad

2019 (w/ CLE - 7/0)

Played in seven games, tallying four tackles (three solo) before being placed on Reserve/Injured because of a calf injury

2018 (w/ CLE - 0/0)

Spent the majority of his rookie season on the practice squad in Cleveland

COLLEGE (AT WASHINGTON STATE, 2013-17)

- Appeared in 51 games (22 starts), totaling 71 career tackles, 3.0 sacks and two forced fumbles
- Played in all 13 games with 12 starts as a senior, recording 17 tackles, 1.0 sack and a forced fumble
- Started in nine of 13 games as a junior in 2016, recording a career-high 23 tackles and a sack

PERSONAL

- Given name is Tanielu Ekuale
- Attended Nuuuuli Technical High School

REGULAR SEASON STATISTICS

YEAR	TEAM	GP/GS	TKL	SOLO	ASST	SACKS	FF	FR	PD	TFL
2019	CLE	7/0	4	3	1	0.0	0	0	0	0
2020	JAX	0/0	0	0	0	0.0	0	0	0	0
NFL totals:		7/0	4	3	1	0.0	0	0	0	0

2020 GAME-BY-GAME STATISTICS

DATE	OPP	TKL	SOLO	ASST	SACKS	FF	FR	PD	TFL
09/13	vs. Indianapolis								
09/20	at Tennessee								
09/24	vs. Miami								
10/04	at Cincinnati								
10/11	at Houston								
10/18	vs. Detroit								
	BYE WEEK								
11/01	at L.A. Chargers								
11/08	vs. Houston								
11/15	at Green Bay								
11/22	vs. Pittsburgh								
11/29	vs. Cleveland								
12/06	at Minnesota								
12/13	vs. Tennessee								
12/20	at Baltimore								
12/27	vs. Chicago								
01/03	at Indianapolis								
2020 totals:		0	0	0	0.0	0	0	0	0



MIKE GLENNON



POSITION: QUARTERBACK
HT: 6-7 | **WT:** 225 | **DOB:** 12-12-1989
COLLEGE: NORTH CAROLINA STATE
HOMETOWN: FAIRFAX COUNTY, VIRGINIA
ACQ: FREE AGENT 2020
EXP: 8TH YEAR



@Mike_Glennon



@MikeGlennon8

TRANSACTIONS

Originally drafted by Tampa Bay in the third round (73rd overall) of the 2013 Draft ... Signed by Chicago as an unrestricted free agent on 3/16/18 ... Waived on 3/14/18 ... Signed by Arizona as a free agent on 3/16/18 ... Signed by Oakland as an unrestricted free agent on 3/22/19 ... Signed by Jacksonville as a free agent on 5/12/20

PRO (GAMES PLAYED/STARTED - 29/22)

• Veteran quarterback, who has played in Tampa Bay, Chicago, Arizona and Oakland enters his eighth NFL season and his first in Jacksonville
 • Career totals include 5,163 yards and 36 TDs on 488 of 801 passing

2020 (w/ JAX - 0/0)

- **9/13 vs. IND:** Active but did not play
- **9/20 at TEN:** Active but did not play
- **9/24 vs. MIA:** Active but did not play

2019 (w/ OAK - 2/0)

Served as the Raiders' back-up quarterback in two games (**10/20 at G.B.** and **11/24 at NYJ**) and was 6 of 10 for 56 yards and one TD

2018 (w/ ARI - 2/0)

Appeared in two games (**12/16 at ATL** and **12/23 vs. LAR**) as the Cardinals' back-up quarterback and threw for 174 passing yards and one TD for a passer rating of 112.0

2017 (w/ CHI - 4/4)

Started in all four games in which he appeared and finished with 833 passing yards on 93 of 140 attempts with four TDs ... Threw a TD pass in all four starts and completed more than 66 percent of his pass attempts

2016 (w/ T.B. - 2/0)

Appeared in two games serving as the team's back-up quarterback and totaled 75 yards on 10 of 11 passing and one TD

2015 (w/ T.B. - 0/0)

Was active for all 16 games but did not play

2014 (w/ T.B. - 6/5)

Played in six games with five starts and registered 1,417 passing yards on 117 of 203 attempts with 10 TDs, earning an 83.3 passer rating

- **10/12 vs. BAL:** Threw for a career-high 314 yards on 24 of 44 passing with two TDs

2013 (w/ T.B. - 13/13)

Started all 13 games in which he appeared and completed 247 of 416 attempts for 2,608 yards with 19 TDs for a 83.9 passer rating ... Named to PFWA's, ProFootballFocus.com's and ESPN's all-rookie teams ... Became the first rookie in NFL history to throw for at least one TD in each of his first eight career starts and just the fourth rookie in NFL history to post two games with a passer rating of 137.0 or higher

- **11/17 vs. ATL:** Threw for 231 yards on 20 of 23 attempts (87 percent) for two TDs, earning a 137.5 passer rating ... His 87.0 completion percentage ranked as the second-best single-game mark in the NFL that season and the second-highest in club history

COLLEGE (AT NORTH CAROLINA STATE, 2009-12)

- Played in 36 games with 26 starts in four seasons in Raleigh, N.C.
- Career totals included 7,411 passing yards on 646 of 1,069 attempts and 63 TDs
- Joined **Phillip Rivers** as the only players in school history to throw for 4,000-plus yards in a single season in 2012
- Graduated with a bachelor's degree in business management and a Master of Arts in liberal studies

PERSONAL

- Attended Westfield High School in Fairfax County, Va.
- Rated the No. 3 quarterback in the nation by Rivals.com and ESPN.com
- Named 2007 Gatorade Player of the Year in Virginia
- Brother, Sean, played quarterback at Virginia Tech from 2004-08
- He and his wife, Jessica, have two sons: Brady and Austin


REGULAR SEASON PASSING STATISTICS

YEAR	TEAM	P/S	COMP	ATT	PCT	YDS	AVG	TD	INT	SK	RTG
2013	T.B.	13/13	247	416	59.4	2,608	6.3	19	9	40	83.9
2014	T.B.	6/5	117	203	57.6	1,417	7.0	10	6	16	83.3
2015	T.B.	Active but did not play									
2016	T.B.	2/0	10	11	90.9	75	6.8	1	0	0	125.4
2017	CHI	4/4	93	140	66.4	833	6.0	4	5	8	76.9
2018	ARI	2/0	15	21	71.4	174	8.3	1	0	1	112.0
2019	OAK	2/0	6	10	60.0	56	5.6	1	0	0	108.7
2020	JAX	0/0	0	0	-	0	-	0	0	0	0.0
NFL totals: 8 yrs.		29/22	488	801	60.9	5,163	6.4	36	20	65	84.3

2020 GAME-BY-GAME PASSING STATISTICS

DATE	OPP	P/S	COMP	ATT	PCT	YDS	AVG	TD	INT	SK	RTG
09/13	vs. IND					Active but did not play					
09/20	at TEN					Active but did not play					
09/24	vs. MIA					Active but did not play					
10/04	at CIN										
10/11	at HOU										
10/18	vs. DET										
BYE WEEK											
11/01	at LAC										
11/08	vs. HOU										
11/15	at G.B.										
11/22	vs. PIT										
11/29	vs. CLE										
12/06	at MIN										
12/13	vs. TEN										
12/20	at BAL										
12/27	vs. CHI										
01/03	at IND										
2020 totals:		0/0	0	0	-	0	-	0	0	0	0.0

96



ADAM GOTSIS



POSITION: DEFENSIVE END
HT: 6-4 | **WT:** 287 | **DOB:** 9-23-1992
COLLEGE: GEORGIA TECH
HOMETOWN: MELBOURNE, AUSTRALIA
ACQ: FREE AGENT 2020
EXP: 5TH YEAR



@gotsis96



@AdamGotsis

OVERVIEW

Originally drafted by Denver in the second round (63rd overall) of the 2016 NFL Draft ... Signed by Jacksonville on 8/2/20 ... Pronounced **GOT-sis**

PRO (GAMES PLAYED/STARTED - 60/31)

- Fifth-year defensive end spent the first four seasons of his career in Denver before signing with Jacksonville in August
- Career totals include 118 tackles (74 solo), 13 passes defended, 5.0 sacks, three fumble recoveries and two forced fumbles
- Became the highest-drafted Australian-born player in NFL history
- Competed in Australian Rules Football for eight years before playing American Rules Football for the Monash Warriors in Melbourne, Victoria, Australia.

2020 (w/ JAX - 3/3)

- **9/13 vs. IND:** Started at defensive end and tallied three tackles in his Jaguars debut
- **9/20 at TEN:** Started at defensive end and recorded four tackles (three solo), including one tackle for loss
- **9/24 vs. MIA:** Started at defensive end and made two tackles, including one tackle for loss

2019 (w/ DEN - 9/3)

Appeared in nine games with three starts before missing the last three contests due to a knee injury

2018 (w/ DEN - 16/12)

Played in all 16 games and registered 38 tackles (25 solo), six passes defended and 3.0 sacks

- **12/15 vs. CLE:** Tied a career high with six tackles, including a strip sack and a fourth-down tackle for loss in the fourth quarter

2017 (w/ DEN - 16/13)

Totaled 41 tackles (28 solo), four passes defended and 2.0 sacks

- **9/17:** Earned his first NFL start and made four tackles

2016 (w/ DEN - 16/0)

Tallied 14 tackles (five solo), one pass defended and one fumble recovery in his rookie season

COLLEGE (AT GEORGIA TECH, 2012-15)

- Appeared in 48 games (37 starts), totaling 110 tackles (69 solo), 12.5 sacks, two INTs, two fumble recoveries and four blocked kicks
- Named to the All-ACC Second Team by both the media and coaches as a junior

PERSONAL

- Attended Kew High School in Abbotsford, Victoria, Australia
- Competed in Australian Rules Football for eight years before playing American Rules Football in the Gridiron Victoria (club league with 13 teams across the state of Victoria) for the Monash Warriors in Melbourne

REGULAR SEASON STATISTICS

YEAR	TEAM	GP/GS	TKL	SOLO	ASST	SACKS	FF	FR	PD	TFL
2016	DEN	16/0	14	5	9	0.0	0	1	1	0
2017	DEN	16/13	41	28	13	2.0	0	1	4	4
2018	DEN	16/12	38	25	13	3.0	2	1	6	4
2019	DEN	9/3	16	11	5	0.0	0	0	2	1
2020	JAX	3/3	9	5	4	0.0	0	0	0	2
NFL totals: 5 yrs.		60/31	118	74	44	5.0	2	3	13	11

Single Game Career Highs

Tackles:

6 (two times, last: 12/15/18 vs. CLE)

Sacks:

1.0 (five times, last: 12/24/18 at OAK)

Forced fumbles:

1 (two times, last: 12/15/18 vs. CLE)

Fumble recoveries:

1 (three times, last: 10/7/18 at NYJ)

Passes defended:

2 (9/9/18 vs. SEA)

2020 GAME-BY-GAME STATISTICS

DATE	OPP	TKL	SOLO	ASST	SACKS	FF	FR	PD	TFL
09/13	vs. Indianapolis	3	1	2	0.0	0	0	0	0
09/20	at Tennessee	4	3	1	0.0	0	0	0	1
09/24	vs. Miami	2	1	1	0.0	0	0	0	1
10/04	at Cincinnati								
10/11	at Houston								
10/18	vs. Detroit								
	BYE WEEK								
11/01	at L.A. Chargers								
11/08	vs. Houston								
11/15	at Green Bay								
11/22	vs. Pittsburgh								
11/29	vs. Cleveland								
12/06	at Minnesota								
12/13	vs. Tennessee								
12/20	at Baltimore								
12/27	vs. Chicago								
01/03	at Indianapolis								
2020 totals:		9	5	4	0.0	0	0	0	2





DaVON HAMILTON



POSITION: DEFENSIVE TACKLE
HT: 6-4 | **WT:** 320 | **DOB:** 2-1-1997
COLLEGE: OHIO STATE
HOMETOWN: PICKERINGTON, OHIO
ACQ: THIRD ROUND (73RD) IN 2020 DRAFT
EXP: ROOKIE



@DmHamilton53



@DavonHamilton53

OVERVIEW

Originally drafted by Jacksonville in the third round (73rd overall) in the 2020 draft

PRO (GAMES PLAYED/STARTED - 3/0)

2020 (w/ JAX - 3/0)

- **9/13 vs. IND:** Saw action at defensive tackle and made two solo tackles in his Jaguars debut
- **9/20 at TEN:** Saw action at defensive tackle and made three tackles
- **9/24 vs. MIA:** Saw action at defensive tackle and made two tackles

COLLEGE (AT OHIO STATE, 2016-19)

- Played in 54 games with 17 starts during four seasons in Columbus, accumulating 21 tackles for loss and 7.0 sacks
- Competed at the 2020 Senior Bowl
- Posted 33 reps on the bench press at the 2020 Combine, the most of any defensive lineman

2019 (graduate senior at Ohio State)

- Started all 14 games to help the Buckeyes secure their third consecutive outright Big Ten title
- Posted career highs with 28 total tackles, including 10.5 tackles for loss and 6.0 sacks, and one forced fumble
- Earned Third-Team All-Big Ten Conference accolades by both the coaches and media
- Recorded three multi-tackle for loss games: **9/21 vs. Miami (Ohio)**, **11/9 vs. Maryland** and **11/30 at Michigan**

HIGH SCHOOL (AT PICKERINGTON H.S., 2012-15)

- Named First-Team Associated Press All-State in 2014 after a 67-tackle, 13-tackle-for-loss season while helping Pickerington to an 11-1 record and into the second round of the state playoffs
- Named the Ohio Capital Conference's Ohio Division Player of the Year and Division I Central District Player of the Year as a senior

PERSONAL

- Son of **Sabrina** and **Damian Hamilton**
- Younger brother, **Ty**, will be a true freshman at Ohio State this year

REGULAR SEASON STATISTICS

YEAR	TEAM	GP/GS	TKL	SOLO	ASST	SACKS	FF	FR	PD	TFL
2020	JAX	3/0	7	3	4	0.0	0	0	0	0
NFL totals: 1 yr.		3/0	7	3	4	0.0	0	0	0	0

2020 GAME-BY-GAME STATISTICS

DATE	OPP	TKL	SOLO	ASST	SACKS	FF	FR	PD	TFL
09/13	vs. Indianapolis	2	2	0	0.0	0	0	0	0
09/20	at Tennessee	3	0	3	0.0	0	0	0	0
09/24	vs. Miami	2	1	1	0.0	0	0	0	0
10/04	at Cincinnati								
10/11	at Houston								
10/18	vs. Detroit								
	BYE WEEK								
11/01	at L.A. Chargers								
11/08	vs. Houston								
11/15	at Green Bay								
11/22	vs. Pittsburgh								
11/29	vs. Cleveland								
12/06	at Minnesota								
12/13	vs. Tennessee								
12/20	at Baltimore								
12/27	vs. Chicago								
01/03	at Indianapolis								
2020 totals:		7	3	4	0.0	0	0	0	0

NOTE THE QUOTES: ON DT DAVON HAMILTON

"You saw him at the Senior Bowl - what he was doing to some people ... He's just a ferocious competitor and he's a great guy and he'll be a great fit for whatever team picks him up."

- Former Ohio State teammate **Jonah Jackson**

"All I can say is that I'm excited for it, to be able to learn and be able to play in the NFL and just be able to contribute to my team ... I'm doing whatever it takes and whatever the team needs me to do."

- DT **DaVon Hamilton**



Hamilton signed his rookie contract on June 26.

3



STEPHEN HAUSCHKA



POSITION: KICKER
HT: 6-4 | **WT:** 210 | **DOB:** 6-25-1985
COLLEGE: NORTH CAROLINA STATE
HOMETOWN: NEEDHAM, MASSACHUSETTS
ACQ: FREE AGENT 2020
EXP: 13TH SEASON



@StephenHauschka



@stephenhauschka4

TRANSACTIONS

Originally signed by Minnesota as an undrafted free agent on 5/2/08 ... Waived by Minnesota ... Claimed off waivers by Baltimore and was signed to the practice squad on 9/15/08 ... Promoted to the 53-man roster on 10/30/08 ... Waived on 11/17/09 ... Signed by Atlanta on 12/29/09 ... Waived on 8/15/10 ... Claimed off waivers by Detroit on 8/18/10 ... Waived on 9/4/10 ... Signed by Denver on 12/12/10 ... Waived on 9/3/11 ... Claimed off waivers by Seattle on 9/4/11 ... Signed by Buffalo on 3/9/17 ... Released on 8/27/20 ... Signed by Jacksonville on 9/28/20

PRO (GAMES PLAYED/STARTED - 165)

- Veteran kicker in his 13th NFL season has kicked in Baltimore, Denver, Seattle and Buffalo prior to signing with Jacksonville prior to Week 4
- Career totals include 264 made field goals out of 308 attempts (85.7 percent) and 355 of 371 PATs (95.7 percent) in 165 games.
- His 85.7 field goal percentage is the seventh-highest in NFL history (min. 200 attempts).
- Since entering the league in 2008, his 28 field goals from 50-plus yards are tied for 11th-most in the NFL during that span.
- Has made 24 of 25 (96 percent) field goals in the postseason, the third-highest rate in NFL history (min. 10 attempts)

2020 (w/ JAX)

Spent the offseason and training camp with the Bills before signing with the Jaguars prior to Week 4

2019 (w/ BUF - 16)

Played in all 16 games for the ninth consecutive season and made 22 of 28 field goals (78.6 percent) and 30 of 32 extra points

2018 (w/ BUF - 16)

Converted on 22 of 28 (78.6 percent) field goals and 25 of 26 PATs

2017 (w/ BUF - 16)

In first season in Buffalo, he made 29 of 33 (87.9 percent) field goals and all 29 PAT attempts

2016 (w/ SEA - 16)

Converted on 33 of 37 (89.2 percent) field goal attempts and 29 of 35 extra point attempts

2015 (w/ SEA - 16)

Played in all 16 games and made 29 of 31 (93.5 percent) field goals and 40 of 44 PAT attempts

2014 (w/ SEA - 16)

Converted on 31 of 37 (83.8 percent) field goals and all 41 PAT attempts

2013 (w/ SEA - 16)

Made 33 of 35 (94.3 percent) field goals and converted all 44 PAT attempts

2012 (w/ SEA - 16)

Played in all 16 games and made 24 of 27 (88.9 percent) field goals along with 46 of 48 extra points

2011 (w/ SEA - 16)

Appeared in all 16 games for the first time in his career and converted 25 of 30 field goals and all 34 PAT attempts

2010 (w/ DEN - 16)

Appeared in four games and made 85.7 (6 of 7) percent of his field goals and all 10 PAT attempts

2009 (w/ BAL - 9)

Converted on 9 of 13 attempts and 27 of 28 PAT tries

COLLEGE (AT NORTH CAROLINA STATE, 2007)

- Joined the football team at Middlebury College his sophomore year after playing soccer and lacrosse
- Transferred to North Carolina State for his final year of eligibility, where he led the ACC with an 88.9 field goal percentage
- Was accepted to dental school but decided to pursue a football career instead

PERSONAL

- He and his wife, Lindsey, have one son, Jones, and two dogs: a pug chihuahua and an Australian Shepard poodle mix
- Last season, he and Lindsey teamed up with the SPCA Serving Erie County to pay adoption fees for every made field goal through the "Hauschpups" program.

REGULAR SEASON STATISTICS

YEAR	TEAM	GP	PAT	ATT	FG	FGA	PCT	LG	PTS
2008	BAL	8	0	0	1	2	50.0	54	3
2009	BAL	9	27	28	9	13	69.2	44	54
2010	DEN	4	10	10	6	7	85.6	44	54
2011	SEA	16	34	34	25	30	83.3	52	109
2012	SEA	16	46	48	24	27	88.9	52	118
2013	SEA	16	44	44	33	35	94.3	53	143
2014	SEA	16	41	41	31	37	83.8	58	134
2015	SEA	16	40	44	29	31	93.5	54	127
2016	SEA	16	29	35	33	37	89.2	53	128
2017	BUF	16	29	29	29	33	87.9	56	116
2018	BUF	16	25	26	22	28	78.6	42	91
2019	BUF	16	30	32	22	28	78.6	51	96
2020	JAX	0	0	0	0	0	-	-	0
NFL totals:		165	355	371	264	308	85.7	58	1,147

Single Game Career Highs

PATs made:

7 (12/9/12 vs. ARI)

PATs attempts:

7 (12/9/12 vs. ARI)

Field goals made:

5 (11/13/11 vs. BAL)

Field goal attempts:

5 (11/13/11 vs. BAL)

Longest field goal:

58 (10/26/14 at CAR)

Points:

16 (three times, last: 12/4/16 vs. CAR)


POSTSEASON STATISTICS

YEAR	TEAM	GP	PAT	ATT	FG	FGA	PCT	LG	PTS
2012	SEA	1	1	1	3	3	100.0	32	10
2013	SEA	3	9	9	8	8	100.0	49	33
2014	SEA	3	9	9	2	2	100.0	37	15
2015	SEA	2	4	4	2	3	66.7	46	10
2016	SEA	2	4	5	4	4	100.0	43	16
2017	BUF	1	0	0	1	1	100.0	31	3
2019	BUF	1	1	1	4	4	100.0	47	13
Postseason totals:		16	28	29	24	25	96.0	49	100

2020 GAME-BY-GAME STATISTICS

DATE	OPP	PAT	ATT	FG	FGA	PCT	LG	PTS
09/13	vs. Indianapolis							Not on team
09/20	at Tennessee							Not on team
09/24	vs. Miami							Not on team
10/04	at Cincinnati							
10/11	at Houston							
10/18	vs. Detroit							
	BYE WEEK							
11/01	at L.A. Chargers							
11/08	vs. Houston							
11/15	at Green Bay							
11/22	vs. Pittsburgh							
11/29	vs. Cleveland							
12/06	at Minnesota							
12/13	vs. Tennessee							
12/20	at Baltimore							
12/27	vs. Chicago							
01/03	at Indianapolis							
2020 totals:		0	0	0	0	-	-	0





D.J. HAYDEN



POSITION: CORNERBACK
HT: 5-11 | **WT:** 190 | **DOB:** 6-27-1990
COLLEGE: HOUSTON
HOMETOWN: HOUSTON, TEXAS
ACQ: UNRESTRICTED FREE AGENT (DET) 2018
EXP: 8TH YEAR



@_Go_DJ



@_Go_DJ

TRANSACTIONS

Originally drafted by Oakland in the first round (12th overall) of the 2013 draft ... Signed by Detroit on 3/11/17 ... Signed as an unrestricted free agent by Jacksonville on 3/14/18

PRO (GAMES PLAYED/STARTED - 89/41)

Career totals include 316 tackles (274 solo), 45 passes defended, 14 tackles for loss, 4.5 sacks, four INTs, four forced fumbles and three fumble recoveries

2020 (w/ JAX - 3/1)

- **9/13 vs. IND:** Started at nickel cornerback and made six tackles
- **9/20 at TEN:** Saw action at nickel cornerback and made one tackle
- **9/24 vs. MIA:** Saw action at nickel cornerback and made three tackles

2019 (w/ JAX - 15/8)

Saw action in 15 games, making eight starts and collecting 41 tackles (32 solo), six passes defended, five tackles for loss, 2.0 sacks, one forced fumble and one fumble recovery

- **9/15 at HOU:** Started at nickel cornerback, compiling three tackles (two solo), 1.0 sack and one pass defended
- **10/13 vs. N.O.:** Started at nickel cornerback, notching a season-high six tackles (four solo), including two tackles for loss
- **11/17 at IND:** Started and posted six solo tackles and 1.0 sack, becoming the first Jaguars CB since **Aaron Colvin** (4.0, 2015) to post 2.0-plus sacks in a season
- **12/1 vs. T.B.:** Saw action at nickel cornerback, posting two tackles (one solo), one pass defended and a fumble recovery

2018 (w/ JAX - 10/6)

Recorded 45 tackles in 10 games and was part of a secondary that ranked second overall in the NFL in passing defense

- **9/9 at NYG:** Recorded four tackles (three solo) and the game-clinching pass defended on fourth down on the Giants' final offensive possession
- **9/16 vs. N.E.:** Recorded four tackles, including a tackle for a loss and 1.0 sack
- **12/2 vs. IND:** Recorded four tackles and two passes defended, including one INT on the Colts' opening offensive possession, his first INT since Week 7 in 2015 at San Diego

2017 (w/ DET - 16/1)

Appeared in 16 games with one start totaling 42 tackles (35 solo), nine passes defended and two fumble recoveries

2016 (w/ OAK - 11/2)

Saw action in 11 games with two starts and recorded 37 tackles (32 solo), six passes defended, two tackles for loss and one forced fumble ... Spent the final five weeks of the season on injured reserve

- **10/2 at BAL:** Recorded six tackles (four solo) and one pass defended
- **10/30 at T.B.:** Totaled four solo tackles and two passes defended

2015 (w/ OAK - 16/13)

Played in all 16 games, starting 13 and recorded a career-high 70 tackles (64 solo), eight passes defended, 1.0 sack, one INT and one forced fumble

- **9/20 vs. BAL:** Recorded six tackles (four solo) and two passes defended
- **10/25 at S.D.:** Tallied ten solo tackles, one INT, one pass defended and one forced fumble
- **11/8 at PIT:** Recorded a career-high 13 tackles (11 solo)

2014 (w/ OAK - 10/8)

Began the season on the physically unable to perform list (foot), but returned in Week 8 and appeared in 10 games with eight starts totaling 47 tackles (42 solo), 10 passes defended and one INT ... Had five games with two-plus passes defended

- **11/2 at SEA:** Recorded seven tackles and two passes defended
- **11/9 vs. DEN:** Recorded three passes defended and one INT
- **12/28 at DEN:** Registered seven tackles and three passes defended

2013 (w/ OAK - 8/2)

Saw action in Weeks 1-9, before missing two games with a groin injury and eventually spending the last six weeks of the season on injured/reserve ... In eight games with two starts, totaled 24 tackles (22 solo), two passes defended, one INT and one forced fumble

- **9/15 vs. JAX:** Recorded six tackles (five solo) and one pass def

COLLEGE (AT HOUSTON, 2011-12; NAVARRO COLLEGE, 2009-10)

- Played two seasons at the University of Houston after spending time at Navarro Junior College (Corsicana, Texas)
- Played in 22 games with 21 starts at Houston and recorded 127 tackles (90 solo), 19 passes defended, 11 tackles for loss, six forced fumbles, six INTs, three fumble recoveries and 1.0 sack
- Earned First-Team All-Conference USA honors in 2012
- Earned Second-Team All-Conference USA accolades in 2011 and also was named Conference USA Defensive Newcomer of the Year

PERSONAL

- Attended Fort Bend Elkins (Missouri City, Texas) High School
- Has two daughters
- Avid golfer

REGULAR SEASON STATISTICS

YEAR	TEAM	GP/GS	TKL	SOLO	ASST	SACKS	FF	FR	PD	INT
2013	OAK	8/2	24	22	2	0.0	1	0	2	1
2014	OAK	10/8	47	42	5	0.0	0	0	10	1
2015	OAK	16/13	70	64	6	1.0	1	0	8	1
2016	OAK	11/2	37	32	5	0.0	1	0	6	0
2017	DET	16/1	42	35	7	0.5	0	2	9	0
2018	JAX	10/6	45	38	7	1.0	0	0	4	1
2019	JAX	15/8	41	32	9	2.0	1	1	6	0
2020	JAX	3/1	10	9	1	0.0	0	0	0	0
Career totals: 8 yrs. 89/41			316	274	42	4.5	4	3	45	4

Single Game Career Highs

Tackles:

13 (11/8/15 at PIT)

Interceptions:

1 (four times, last: 12/2/18 vs. IND)

Forced Fumbles:

1 (four times, last: 10/20/19 at CIN)

Passes Defended:

3 (two times, last: 12/28/14 at DEN)

Fumble recoveries:

1 (three times, last: 12/1/19 vs. T.B.)

Sacks:

1.0 (four times, last: 11/17/19 at IND)

2020 GAME-BY-GAME STATISTICS

DATE	OPP	TKL	SOLO	ASST	SACKS	FF	FR	PD	INT
09/13	vs. Indianapolis	6	6	0	0.0	0	0	0	0
09/20	at Tennessee	1	1	0	0.0	0	0	0	0
09/24	vs. Miami	3	2	1	0.0	0	0	0	0
10/04	at Cincinnati								
10/11	at Houston								
10/18	vs. Detroit								
	BYE WEEK								
11/01	at L.A. Chargers								
11/08	vs. Houston								
11/15	at Green Bay								
11/22	vs. Pittsburgh								
11/29	vs. Cleveland								
12/06	at Minnesota								
12/13	vs. Tennessee								
12/20	at Baltimore								
12/27	vs. Chicago								
01/03	at Indianapolis								
2020 totals:		10	9	1	0.0	0	0	0	0

23



CJ HENDERSON

POSITION: CORNERBACK
HT: 6-1 | **WT:** 204 | **DOB:** 9-30-1998
COLLEGE: FLORIDA
HOMETOWN: MIAMI, FLA.
ACQ: FIRST ROUND (9TH) OF 2020 NFL DRAFT
EXP: ROOKIE



@HendersonChris_



@C.Henjrr

OVERVIEW

Originally drafted by Jacksonville in the first round (ninth overall) of the 2020 draft

PRO (GAMES PLAYED/STARTED - 3/3)

2020 (w/ JAX - 3/3)

- **9/13 vs. IND:** Started at cornerback in NFL debut and recorded five solo tackles, three passes defended and one INT ... Became the third player in NFL history to post at least five tackles, three passes defended and one INT in their NFL debut, joining CBs **Marcus Peters** and **Denzel Ward** ... Became the fifth Jaguars rookie in franchise history to register an INT on Kickoff Weekend and the first to do so since **Derek Cox** in 2009
- **9/20 at TEN:** Started at cornerback and made six tackles (four solo) and recorded one pass defended
- **9/24 vs. MIA:** Started at cornerback and made two tackles

COLLEGE (AT FLORIDA, 2017-19)

Appeared in 30 games in three seasons with the Gators and posted 92 tackles, 20 passes defended, six INTs and 4.0 sacks

2019 (junior at Florida - 9)

Earned First-Team All-SEC honors in 2019 after playing nine games and making 32 tackles and 11 passes defended

- **10/12 at LSU:** Recorded three passes defended and helped hold 2020 No. 1 pick QB **Joe Burrow** to his second-lowest total of the year (293 passing yards)
- **10/19 at South Carolina:** Posted a season-high nine tackles, including 1.0 sack

2018 (sophomore at Florida - 13)

Started all 13 games and was named Second-Team All-SEC as a sophomore after posting 38 tackles, seven passes defended, five tackles for loss, 3.0 sacks, two INTs and two forced fumbles

- **9/8 vs. Kentucky:** Registered four tackles and one INT
- **11/10 vs. South Carolina:** Posted five tackles and intercepted a pass on South Carolina's final drive to clinch the 35-31 victory
- **12/29 vs. Michigan:** Totaled a season-high eight tackles, including 1.0 sack in the Gators' Peach Bowl victory

2017 (freshman at Florida - 11)

Appeared in all 11 games, making five starts, and totaled 22 tackles and a team-high four INTs (two returned for TDs) ... Earned Second-Team All-SEC honors by the Associated Press and was named to the Freshman All-SEC Team by the league's coaches

- **9/2 vs. Michigan:** Registered two tackles and returned an INT 41 yards for a TD in his first collegiate game
- **9/16 vs. Tennessee:** Recorded a season-high five tackles and returned an INT 16 yards for a TD ... Became the first true freshman since 1996 to return an INT for a TD in back-to-back games and the only player in school history to accomplish the feat dating back to records from 1965

PERSONAL

- Played running back and cornerback at Christopher Columbus (Miami, Fla.) High School
- Moved from running back to cornerback full-time as a senior in high school because he thought it would be more promising for the future
- Played collegiately with Jaguars OL **Jawaan Taylor** and DL **Taven Bryan**
- Signed with Roc Nation Sports
- Younger brother, **Xzavier Henderson**, will be a freshman WR at Florida in 2020
- Emulates Cardinals CB **Patrick Peterson**
- Worked out with retired Pro Bowl WR **Chad Johnson** over the offseason

REGULAR SEASON STATISTICS

YEAR	TEAM	GP/GS	TKL	SOLO	ASST	SACKS	FF	FR	PD	INT
2020	JAX	3/3	13	11	2	0.0	0	0	4	1
NFL totals: 1 yr.		3/3	13	11	2	0.0	0	0	4	1

2020 GAME-BY-GAME STATISTICS

DATE	OPP	TKL	SOLO	ASST	SACKS	FF	FR	PD	INT
09/13	vs. Indianapolis	5	5	0	0.0	0	0	3	1
09/20	at Tennessee	6	4	2	0.0	0	0	1	0
09/24	vs. Miami	2	2	0	0.0	0	0	0	0
10/04	at Cincinnati								
10/11	at Houston								
10/18	vs. Detroit								
	BYE WEEK								
11/01	at L.A. Chargers								
11/08	vs. Houston								
11/15	at Green Bay								
11/22	vs. Pittsburgh								
11/29	vs. Cleveland								
12/06	at Minnesota								
12/13	vs. Tennessee								
12/20	at Baltimore								
12/27	vs. Chicago								
01/03	at Indianapolis								

2020 totals: 13 11 2 0.0 0 0 4 1



NOTE THE QUOTES: ON CB CJ HENDERSON

"We feel he is a No. 1 type corner. He is a big guy. He can play against guys that have speed, he can play against guys that are big and try to outmuscle them. [Him and **K'Lavon Chaisson**] are all about football. They're all about team, and we look forward to having both of those guys."

- GM **Dave Caldwell**

"He's the best corner I've ever coached. He's competitive. He plays hard, and he does his job."

- Florida Defensive Coordinator **Todd Grantham**

"I saw a very competitive young man who played hard and wanted to do whatever it took to win. He wasn't someone who complained at all. That attitude and work ethic has helped him get to this point."

- Former Florida DC **Randy Shannon**

"I know the Jaguars are going to be thrilled, and I know everybody in Florida is going to be thrilled. He's just a perfectionist. One thing you'll see is he's one of the first ones in and definitely one of the last to leave — working on his skill, working on his technique and working on ways to improve. He's a guy who has a competitive nature and wants to be the absolute best of the best. He's going to constantly work on every bit of that technique."

- Florida HC **Dan Mullen**

"I'm excited as ever and ready to get to work. People get a misconception that I'm quiet. But I work hard to earn your respect ... I feel like I can work on every aspect of my game. I feel like I'm nowhere near my potential. I haven't reached that. I'm ready for it. I'm very smart and very athletic. I plan to use that. I work very hard on the field and in the film room as well. I plan to use both of those added on to my athleticism. I plan to dominate."

- CB **CJ Henderson**



37



TRE HERNDON



POSITION: CORNERBACK
HT: 5-11 | **WT:** 185 | **DOB:** 3-5-1996
COLLEGE: VANDERBILT
HOMETOWN: CHATTANOOGA, TENNESSEE
ACQ: ROOKIE FREE AGENT 2018
EXP: 3RD YEAR



@_423hern



@423hern_

TRANSACTIONS

Originally signed by Jacksonville as an undrafted rookie on 4/30/18

PRO (GAMES PLAYED/STARTED - 30/17)

• Third-year cornerback who has totaled 72 career tackles (58 solo), 14 passes defended and three INTs

2020 (w/ JAX - 3/3)

- **9/13 vs. IND:** Started at cornerback and made four tackles and one pass defended
- **9/20 at TEN:** Started at cornerback and registered two tackles
- **9/24 vs. MIA:** Started at cornerback and made five tackles

2019 (w/ JAX - 16/14)

Appeared in all 16 games, making 14 starts and led the team in both passes defended (13) and INTs (three) ... Also amassed 54 tackles (41 solo)

- **9/15 at HOU:** Recorded his first career start at cornerback, registering four tackles (three solo) and one pass defended
- **10/13 vs. N.O.:** Started at left cornerback and posted a game-high and career-high nine tackles (six solo), including one tackle for loss
- **10/27 vs. NYJ:** Started and posted two tackles and the first two INTs of his career ... Became the first Jaguars player since CB **Jalen Ramsey** (11/18/18 vs. PIT) to post multiple INTs in a single game
- **12/22 at ATL:** Started and posted three solo tackles, two passes defended and one INT

2018 (w/ JAX - 11/0)

Tallied seven tackles (six solo) in 11 appearances

- **9/9 at NYG:** Saw action on special teams and recorded one special teams tackle in his NFL debut

COLLEGE (AT VANDERBILT, 2015-17)

- Played both outside cornerback and nickel back for the Commodores
- Appeared in 48 career games with 36 starts and totaled 126 tackles (93 solo), 25 passes defended, 2.5 tackles for a loss, 2.0 sacks and two INTs
- Started 29 consecutive games over his sophomore to senior season

PERSONAL

- Three-year starter at East Hamilton (Chattanooga, Tenn.) High School where he helped the Hurricanes to 10-3 record and 5A state playoffs in his senior year
- Named to Chattanooga Times-Free Press' "Best of Preps Team" and sportswriters' First-Team All-State squad
- First football player from East Hamilton High School to sign a SEC scholarship
- Son of Sabrina and **Willie Herndon Jr.**
- Has two dogs, a hound mix named Rambo and an American bull dog named Ali
- Herndon, along with his girlfriend, Teryleanna, donated 10,000 meals to Feeding Northeast Florida to those in need during COVID-19.
- "Really the thought of it all got started going back to my days at Vanderbilt, Herndon said. "I studied sociology and just ever since then, I have grown a passion for [helping out] areas with poverty, people with poverty and low-income areas. Last year, I did an event in my hometown, Chattanooga, Tennessee where I fed a couple hundred people at a soup kitchen. Since then, I have made it a point to try to do something like that every year where I can help out a community that is going through those kind of things. With this virus going on right now and knowing that I am a part of another community, I felt that helping Northeast Florida in any kind of way ... Those who may not be as fortunate to have money for meals and have to use their money for hand sanitizer and other supplies to protect themselves. I felt it was a great opportunity to help out another community that I'm a part of."

REGULAR SEASON STATISTICS

YEAR	TEAM	GP/GS	TKL	SOLO	ASST	SACKS	FF	FR	PD	INT
2018	JAX	11/0	7	6	1	0.0	0	0	0	0
2019	JAX	16/14	54	41	13	0.0	0	0	13	3
2020	JAX	3/3	11	11	0	0.0	0	0	1	0
NFL totals: 3 yrs.		30/17	72	58	14	0.0	0	0	14	3

Additional statistics: Seven special teams tackles: six in 2018, one in 2019

Single Game Career Highs

Tackles:

9 (10/13/19 vs. N.O.)

Passes Defended:

2 (four times; last: 12/22/19 at ATL)

Interceptions:

2 (10/27/19 vs. NYJ)

2020 GAME-BY-GAME STATISTICS

DATE	OPP	TKL	SOLO	ASST	SACKS	FF	FR	PD	INT
09/13	vs. Indianapolis	4	4	0	0.0	0	0	1	0
09/20	at Tennessee	2	2	0	0.0	0	0	0	0
09/24	vs. Miami	5	5	0	0.0	0	0	0	0
10/04	at Cincinnati								
10/11	at Houston								
10/18	vs. Detroit								
	BYE WEEK								
11/01	at L.A. Chargers								
11/08	vs. Houston								
11/15	at Green Bay								
11/22	vs. Pittsburgh								
11/29	vs. Cleveland								
12/06	at Minnesota								
12/13	vs. Tennessee								
12/20	at Baltimore								
12/27	vs. Chicago								
01/03	at Indianapolis								
2020 totals:		11	11	0	0.0	0	0	1	0



MYLES JACK



POSITION: LINEBACKER

HT: 6-1 | **WT:** 244 | **DOB:** 9-3-1995

COLLEGE: UCLA

HOMETOWN: SCOTTSDALE, ARIZONA

ACQ: SECOND ROUND (36TH) OF 2016 DRAFT

EXP: 5TH YEAR

TRANSACTIONS

Originally drafted by Jacksonville in the second round (36th overall) of the 2016 draft utilizing a pick obtained from Baltimore for Jaguars' second (38th overall)- and fifth (146th overall)-round choices ... Signed contract extension with Jacksonville on 9/2/19 ... Placed on reserve/injured by Jacksonville on 12/5/19

PRO (GAMES PLAYED/STARTED - 62/56, 3/3)

- Made his NFL debut in the team's season opener in 2016
- Career totals include 318 tackles, 11 passes defended, 6.5 sacks and two INTs

2020 (w/ JAX - 3/3)

Named team captain as voted on by his teammates

- **9/13 vs. IND:** Started at linebacker and finished second on the team with 11 tackles ... Tallied a second-quarter sack on QB **Jacoby Brissett** that stalled an Indianapolis drive at the Jacksonville 2-yard line
- **9/20 at TEN:** Started at linebacker and led the team with 11 tackles (six solo) and tallied one pass defended
- **9/24 vs. MIA:** Started at linebacker and led the team with 11 tackles, marking his third straight game with 11 tackles.

2019 (w/ JAX - 11/11)

Started in 11 games before being placed on the reserve/injured list on Dec. 5 with a knee injury ... Finished the season with 66 tackles (42 solo), four passes defended, three tackles for loss, one INT and a 0.5 sack

- **9/15 at HOU:** Started and recorded seven tackles (four solo) and 0.5 sacks
- **9/29 at DEN:** Started at middle linebacker, posting six tackles (three solo)
- **10/6 at CAR:** Started and tallied a team-leading nine tackles (three solo), two passes defended and one TFL
- **10/13 vs. N.O.:** Started and collected eight tackles (three solo)
- **10/20 at CIN:** Started at middle linebacker, amassing five tackles, two passes defended and his second career INT
- **11/17 at IND:** Led team with nine tackles (seven solo)

2018 (w/ JAX - 16/16)

Started all 16 games for the second consecutive season and recorded his first career 100-plus tackle season ... Played every snap on defense in 2018 (1,020 snaps) and was one of three players in the NFL to play 100 percent of his team's defensive snaps (DEN S **Justin Simmons** & PHI S **Malcolm Jenkins**)

- **9/9 at NYG:** Led the team with 10 tackles (seven solo) and added an INT, which he returned 32 yards for a TD
- **12/2 vs. IND:** Started at middle linebacker and recorded 10 tackles (seven solo) and one fumble recovery, which led to a second quarter field goal
- **12/6 at TEN:** Started at middle linebacker and led the team with a season-high 13 tackles (eight solo), including 1.0 sack

2017 (w/ JAX - 16/16, 3/3)

Regularly started at strongside linebacker, but played all three linebacker positions throughout the course of the year

- **9/10 at HOU:** Started at strongside linebacker and led the team with 14 tackles (eight solo), including one tackle for loss
- **1/21 at N.E.:** Started in the AFC Championship game and recorded seven tackles (six solo) and one forced fumble, which he also recovered

2016 (w/ JAX - 16/10)

Played in all 16 games making 10 starts during his rookie year ... Totaled 22 tackles (16 solo)

- **9/11 vs. G.B.:** Played in 12 snaps on special teams in NFL and team debut
- **10/2 vs. IND:** Earned his first career start and made four tackles (three solo) and one pass defended

COLLEGE (AT UCLA, 2013-15)

- Saw action on both sides of the ball in 29 career games and totaled 178 tackles (116 solo), 23 passes defended, 15 tackles for a loss and two fumble recoveries defensively, while rushing 68 times for 387 yards and 11 TDs
- Started all 13 games at linebacker in 2014 and was second on the team with 88 tackles, eight for loss and seven passes defended, while rushing 28 times for 113 yards and three TDs
- Second-Team All-Pac 12 in 2014
- Named both Offensive and Defensive Freshman of the Year in the Pac-12 by the coaches after posting 75 tackles, 11 passes defended and two INTs, while

rushing for 267 yards and seven TDs on 38 attempts

- Finalist for the Paul Hornung Award as the nation's most versatile player in 2013

PERSONAL

- A four-star recruit from Bellevue (Wash.) High School, according to both Scout.com and Rivals.com
- Ranked as the nation's No. 4 outside linebacker and No. 1 in the west
- Also played running back in high school for an offense that averaged more than 46 points per game his senior season
- Selected to play in the U.S. Army All-American game, where he posted five tackles
- Earned letters in track (three) and basketball (one)
- Son of H. David Jack and La Sonjia (Fisher) Jack
- Has one brother, Jahlen
- Started his own candle business and made handmade candles
- Paid the electric bills for elderly residents in 31 homes around the Jacksonville community through a one-time donation to the Jacksonville Electric Authority

REGULAR SEASON STATISTICS

YEAR	TEAM	GP/GS	TKL	SOLO	ASST	SACKS	FF	FR	PD	TFL	INT
2016	JAX	16/10	22	16	6	0.5	0	0	2	1	0
2017	JAX	16/16	90	66	24	2.0	0	1	3	5	0
2018	JAX	16/16	107	75	32	2.5	1	1	1	1	1
2019	JAX	11/11	66	42	24	0.5	0	0	4	3	1
2020	JAX	3/3	33	20	13	1.0	0	0	1	1	0
NFL totals: 5 yrs.		62/56	318	219	99	6.5	1	2	11	11	2

Single Game Career Highs

Tackles:

14 (9/10/17 at HOU)

Passes Defended:

2 (twice; last: 10/20/19 at CIN)

Interceptions:

1 (twice; last: 10/20/19 at CIN)

Fumble recoveries:


1 (twice; last: 12/2/18 vs. IND)

POSTSEASON STATISTICS

YEAR	TEAM	GP/GS	TKL	SOLO	ASST	SACKS	FF	FR	PD	TFL	INT
2017	JAX	3/3	19	16	3	1.0	1	1	3	2	1
NFL totals: 3 yrs.		3/3	19	16	3	1.0	1	1	3	2	1

2020 GAME-BY-GAME STATISTICS

DATE	OPP	TKL	SOLO	ASST	SACKS	FF	FR	PD	TFL	INT
09/13	vs. Indianapolis	11	8	3	1.0	0	0	0	1	0
09/20	at Tennessee	11	6	5	0.0	0	0	1	0	0
09/24	vs. Miami	11	7	4	0.0	0	0	0	0	0
10/04	at Cincinnati									
10/11	at Houston									
10/18	vs. Detroit									
	BYE WEEK									
11/01	at L.A. Chargers									
11/08	vs. Houston									
11/15	at Green Bay									
11/22	vs. Pittsburgh									
11/29	vs. Cleveland									
12/06	at Minnesota									
12/13	vs. Tennessee									
12/20	at Baltimore									
12/27	vs. Chicago									
01/03	at Indianapolis									
2020 totals:		33	20	13	1.0	0	0	1	1	0



COLLIN JOHNSON



POSITION: WIDE RECEIVER
HT: 6-6 | **WT:** 222 | **DOB:** 9-23-1997
COLLEGE: TEXAS
HOMETOWN: SAN JOSE, CALIFORNIA
ACQ: FIFTH ROUND (165TH) OF 2020 NFL DRAFT
EXP: ROOKIE



@Call_In_Johnson



@Call_In_Johnson

OVERVIEW

Originally drafted by Jacksonville in the fifth round (165th overall) of the 2020 draft

PRO (GAMES PLAYED/STARTED - 3/0)

2020 (w/ JAX - 3/0)

- **9/13 vs. IND:** Saw action at wide receiver, posting a 14-yard reception to convert on third down in the third quarter, and contributed on special teams in his NFL debut
- **9/20 at TEN:** Saw action at wide receiver and on special teams
- **9/24 vs. MIA:** Saw action at wide receiver and made one catch for 3 yards

COLLEGE (AT TEXAS, 2016-19)

- Played in 45 games and made 29 starts, finishing his career with 188 receptions (sixth-most in school history) for 2,624 yards (fifth-most in school history) and 15 TDs
- Made at least two catches in 40 of the 45 games he played in during his career, the second-most among active Power Five receivers during that span

PERSONAL

- Played at Valley Christian (California) High School and set career school records with 1,176 yards and 17 TDs
- Engaged to his fiancé, Sara, in June 2020

FAMILY TIES

When WR **Collin Johnson** made his college debut in 2016, he became the fourth member of his family to play football at Texas. Johnson's father, **Johnnie** (pictured right) was a two-time consensus First-Team All-American (1978-1979) with the Longhorns and was a first-round choice by the Los Angeles Rams. Johnnie played with his brother, **Bobby** (1978-81), who was also a defensive back at Texas.

Similar to his father, Collin played at Texas with his brother, **Kirk** (pictured middle). Kirk played in 21 career games with the Longhorns and rushed 12 times for 59 yards.



REGULAR SEASON RECEIVING STATISTICS

YEAR	TEAM	GP/GS	REC	YDS	AVG.	LG	TD
2020	JAX	3/0	2	17	8.5	14	0
NFL totals: 1 yr.		3/0	2	17	8.5	14	0

2020 GAME-BY-GAME STATISTICS

DATE	OPP	REC	YDS	AVG.	LG	TD
09/13	vs. Indianapolis	1	14	14.0	14	0
09/20	at Tennessee	0	0	0.0	0	0
09/24	vs. Miami	1	3	3.0	3	0
10/04	at Cincinnati					
10/11	at Houston					
10/18	vs. Detroit					
	BYE WEEK					
11/01	at L.A. Chargers					
11/08	vs. Houston					
11/15	at Green Bay					
11/22	vs. Pittsburgh					
11/29	vs. Cleveland					
12/06	at Minnesota					
12/13	vs. Tennessee					
12/20	at Baltimore					
12/27	vs. Chicago					
01/03	at Indianapolis					
2020 totals:		2	17	8.5	14	0



NOTE THE QUOTES: ON COLLIN JOHNSON

"It's different than what we have; he's a guy that's 6-6, 222 pounds, he can run real well, just a different element. Now when you look across the board we have different types and it's always good to have that and obviously we are looking for him to come in here and perform. He has an opportunity to win a job, has an opportunity to be a good playmaker when you look at his catch radius and where he's at."

- HC Doug Marrone


"As a competitor you want to get taken off the board as soon as possible, but that feeling when you get the call is unbelievable and you know the team that believed in me, I just can't wait to go to work for them. And being with the Jaguars I'm so excited to be a part of that franchise ... My height is definitely a benefit. I know how to change direction, then drop my hips and get in and out of my breaks as a big guy. I'm looking forward to getting to work and just continuing to perfect my game, but I do think I bring a lot to the table and I'm excited to help the Jaguars win games."

"We have the blessings of my dad's hard work and I want to do everything to be my best and show my dad that all his work paid off. After that, I want to raise my kids pretty much the same way my dad raised me. No father could really do better."

- WR Collin Johnson

"He's coming from an unbelievable family, a football family. His dad, **Johnnie**, was an All-American here, is in the College Football Hall of Fame and played eight or nine years in the NFL, so he comes from an NFL family. He was just a pro's pro and a guy that everybody loved to be around. He was a captain at the University of Texas, that says a lot about his character."

- Texas HC Tom Herman



POSITION: DEFENSIVE TACKLE
HT: 6-4 | **WT:** 318 | **DOB:** 9-8-1991
COLLEGE: GEORGIA
HOMETOWN: WARNER ROBINS, GEORGIA
ACQ: ROOKIE FREE AGENT 2013
EXP: 8TH YEAR



@JustAB3



@ItsJustAB3

TRANSACTIONS

Originally signed by Jacksonville as an undrafted rookie on 4/27/13 ...
 Re-signed with Jacksonville on 2/15/17

PRO (GAMES PLAYED/STARTED - 103/50, 3/2)

- Earned roster spot as an undrafted rookie in 2013
- Signed a four-year contract extension in 2017
- Has been on the Jaguars roster longer than any other current player

2020 (w/ JAX - 3/3)

Named team captain as voted on by his teammates

- **9/13 vs. IND:** Started at defensive tackle and posted one tackle
- **9/20 at TEN:** Started at defensive tackle and collected two tackles
- **9/24 vs. MIA:** Started at defensive tackle and made two tackles

2019 (w/ JAX - 16/15)

Appeared in all 16 games, making 15 starts and amassed 31 tackles (15 solo), including 2.0 sacks, and one fumble recovery

- **10/20 at CIN:** Started and collected two tackles including 1.0 sack
- **10/27 vs. NYJ:** Started and assisted on four tackles and a half sack
- **11/3 vs. HOU:** Started and posted five tackles (four solo)
- **12/29 vs. IND:** Started at nose tackle, tallying one tackle, including a 0.5 sack

2018 (w/ JAX - 15/6)

Appeared in 15 games and recorded 29 tackles (21 solo), including five tackles for loss and 1.0 sack

- **9/9 at NYG:** Recorded two tackles (one solo), including one tackle for a loss and added two passes defended, one of which led to LB **Myles Jack's** INT-TD
- **10/28 vs. PHI:** Recorded three tackles (two solo), including one tackle for loss
- **11/11 at IND:** Recorded two tackles, including one for loss
- **11/25 at BUF:** Started at nose tackle and recorded four tackles (three solo)
- **12/16 vs. WAS:** Started and recorded five tackles (four solo), including 1.0 sack and a tackle for loss

2017 (w/ JAX - 15/15, 3/2)

Started all 15 games in which he appeared and totaled 31 tackles (24 solo), including 1.0 sack, and added six passes defended

- **9/10 at HOU:** Started at nose tackle and assisted on two tackles and recorded a half sack, two quarterback hits and recovered one fumble
- **10/8 at PIT:** Recorded five tackles (two solo) and a career-high three passes defended ... Tipped ball that was intercepted by LB **Telvin Smith Sr.** and returned for a TD
- **12/3 vs. IND:** Started at nose tackle and recorded three solo tackles, one pass defended and one forced fumble

2016 (w/ JAX - 15/9)

Started nine of 15 games played ... Totaled 32 tackles (26 solo), including four for a loss

- **10/23 vs. OAK:** Totaled three solo tackles, including one tackle for a loss
- **11/20 at DET:** Started at defensive tackle and made five tackles (four solo), including one tackle for loss and one pass defended
- **12/18 at HOU:** Started and recorded three tackles (two solo) and had one tackle for a loss

2015 (w/ JAX - 15/0)

Played in 15 games before being placed on the team's injured reserve list for the final regular season game ... Totaled 17 tackles (eight solo), 2.0 sacks, one forced fumble and one fumble recovery

- **10/4 at IND:** Saw action at defensive tackle and special teams and recorded his first career fumble recovery
- **10/11 at T.B.:** Made five tackles (three solo), including two tackles for loss and recorded one pass defended
- **11/15 at BAL:** Made four tackles (one solo), including a strip-sack that was recovered by DT **Tyson Alualu**

2014 (w/ JAX - 16/2)

Played in all 16 games for the first time in his career and registered a career-best 39 tackles (23 solo), including four tackles for loss and 3.0 sacks, three quarterback hits and one forced fumble

- **10/5 vs. PIT:** Registered a career-high 2.0 sacks including strip-sack fumble of QB **Ben Roethlisberger** early in the fourth quarter ... Also sacked Roethlisberger in the second quarter ... Added one QB pressure and one TFL

- **10/19 vs. CLE:** Made three solo tackles, one QB hit and one tackle for loss
- **12/18 vs. TEN:** Made first career start and totaled a career-high five tackles (three solo) along with 1.0 sack ... Sacked QB **Charlie Whitehurst** for a 3-yard loss on the opening possession
- **12/28 at HOU:** Started for the second consecutive game and totaled three tackles (one solo)

2013 (w/ JAX - 8/0)

Played in eight games as a rookie after earning a roster spot as an undrafted free agent ... Totaled nine tackles, 0.5 sacks and one QB hit

- **10/6 at STL:** Made NFL debut and saw action on defense
- **10/20 vs. SD:** Made first career tackle
- **12/22 vs. TEN:** Saw extensive action and posted a career-high four tackles (three solo), one QB hit and split a sack with LB **Paul Posluszny** in the first quarter

COLLEGE (AT GEORGIA, 2009-12)

- Three-year letterman and appeared in 46 games, making 26 starts at defensive end and defensive tackle
- Career totals include 107 tackles (52 solo), 35 QB pressures, 13.5 tackles for a loss, 5.0 sacks and two forced fumbles
- Received the David Jacobs Award as a player who, by example, portrays courage, spirit, character and determination
- Majored in communication studies

PERSONAL

- Attended Northside (Ga.) High School
- USA Today All-USA Second Team selection
- Married to his wife, Kate

REGULAR SEASON STATISTICS

YEAR	TEAM	GP/GS	TKL	SOLO	ASST	SACKS	FF	FR	PD	TFL
2013	JAX	8/0	9	8	1	0.5	0	0	0	0
2014	JAX	16/2	39	23	16	3.0	1	0	1	4
2015	JAX	15/0	17	8	9	2.0	1	1	2	3
2016	JAX	15/9	32	26	6	0.0	0	0	1	4
2017	JAX	15/15	31	24	7	1.0	1	1	6	1
2018	JAX	15/6	29	21	8	1.0	0	0	2	5
2019	JAX	16/15	31	15	16	2.0	0	1	0	1
2020	JAX	3/3	5	1	4	0.0	0	0	0	0
NFL totals: 8 yrs. 103/50			193	126	67	9.5	3	3	12	18

Single Game Career Highs

Tackles: 5 (seven times, last: 11/3/19 vs. HOU) **Sacks:** 2.0 (10/5/14 vs. PIT)

Forced fumbles: 1 (three times, last: 12/3/17 vs. IND) **Fumble recoveries:** 1 (three times, last: 11/24/19 at TEN)

Passes defended: 3 (10/8/17 at PIT)

POSTSEASON CAREER STATISTICS

YEAR	TEAM	GP/GS	TKL	SOLO	ASST	SACKS	FF	FR	PD	TFL
2017	JAX	3/2	7	6	1	0.0	0	0	1	1
NFL totals: 6 yrs. 3/2			7	6	1	0.0	0	0	1	1

2020 GAME-BY-GAME STATISTICS

DATE	OPP	TKL	SOLO	ASST	SACKS	FF	FR	PD	TFL
09/13	vs. Indianapolis	1	0	1	0.0	0	0	0	0
09/20	at Tennessee	2	1	1	0.0	0	0	0	0
09/24	vs. Miami	2	2	0	0.0	0	0	0	0
10/04	at Cincinnati								
10/11	at Houston								
10/18	vs. Detroit								
	BYE WEEK								
11/01	at L.A. Chargers								
11/08	vs. Houston								
11/15	at Green Bay								
11/22	vs. Pittsburgh								
11/29	vs. Cleveland								
12/06	at Minnesota								
12/13	vs. Tennessee								
12/20	at Baltimore								
12/27	vs. Chicago								
01/03	at Indianapolis								
2020 totals:		5	1	4	0.0	0	0	0	0



JOSH JONES



POSITION: SAFETY
HT: 6-2 | **WT:** 220 | **DOB:** 9-20-1994
COLLEGE: NORTH CAROLINA STATE
HOMETOWN: WALLED LAKE, MICHIGAN
ACQ: WAIVERS (DALLAS) 2020
EXP: 4TH YEAR



@JoshJones11_



@JJones27_

TRANSACTIONS

Originally drafted by Green Bay in the second round (61st overall) in the 2017 NFL Draft ... Waived on 8/25/19 ... Signed by Dallas to the practice squad on 10/2/19 ... Promoted to the 53-man roster on 11/16/19 ... Waived on 12/28/19 ... Claimed off waivers by Jacksonville on 1/2/20

PRO (GAMES PLAYED/STARTED - 38/15)

- Fourth-year safety who has appeared in 38 games with 15 starts
- Career totals include 144 tackles (109 solo), seven passes defended, 3.0 sacks and one INT

2020 (w/ JAX - 3/3)

- **9/13 vs. IND:** Started at strong safety and tied a career high and led the team with 12 tackles in his Jaguars debut
- **9/20 at TEN:** Started at strong safety and tallied seven tackles (three solo)
- **9/24 vs. MIA:** Started at strong safety and made eight tackles

2019 (w/ DAL - 6/0)

Spent Weeks 5-10 on the team's practice squad before promotion to the 53-man active roster ... Played in the following six games, making one solo tackle

2018 (w/ G.B. - 13/5)

Appeared in 13 games with five starts, totaling 51 tackles (36 solo), two passes defended and 1.0 sacks

- **12/23 at NYJ:** Tied his career high with 12 tackles (six solo)

2017 (w/ G.B. - 16/7)

Played in all 16 games with seven starts as a rookie and posted 67 tackles (56 solo), five passes defended and 2.0 sacks

- **9/24 vs. CIN:** Made first career start and tallied 12 tackles (11 solo), including 2.0 sacks

COLLEGE (AT NORTH CAROLINA STATE, 2014-16)

- Started in 28 of 32 games played in three seasons in Raleigh, N.C. and finished each season in the top five on the team in tackles (No. 5 in 2014, No. 3 in 2015 and No. 1 in 2016)
- Named Honorable Mention All-Atlantic Coast Conference in 2016

PERSONAL

- Attended Walled Lake (Mich.) Western High School, where he lettered two years in football and one year in track and field
- Played safety, running back, wide receiver and cornerback
- As a senior, recorded 95 tackles, five INTs and two fumbles returned for TD while rushing for 668 yards and 19 TDs and totaling 303 receiving yards with four TDs

REGULAR SEASON STATISTICS

YEAR	TEAM	GP/GS	TKL	SOLO	ASST	SACKS	FF	FR	PD	INT
2017	G.B.	16/7	67	56	11	2.0	0	0	5	1
2018	G.B.	13/5	51	36	15	1.0	0	0	2	0
2019	DAL	6/0	1	1	0	0.0	0	0	0	0
2020	JAX	3/3	25	16	9	0.0	0	0	0	0
NFL totals: 4 yrs.		38/15	144	109	35	3.0	0	0	7	1

Single Game Career Highs

Tackles:

12 (three times, last: 9/13/20 vs. IND)

Sacks:

2.0 (9/24/17 vs. CIN)

Passes defended:

3 (12/10/17 at CLE)

Interceptions:

1 (12/10/17 at CLE)

Additional Statistics: Eight special teams tackles

2020 GAME-BY-GAME STATISTICS

DATE	OPP	TKL	SOLO	ASST	SACKS	FF	FR	PD	INT
09/13	vs. Indianapolis	12	6	6	0.0	0	0	0	0
09/20	at Tennessee	7	3	4	0.0	0	0	0	0
09/24	vs. Miami	8	7	1	0.0	0	0	0	0
10/04	at Cincinnati								
10/11	at Houston								
10/18	vs. Detroit								
	BYE WEEK								
11/01	at L.A. Chargers								
11/08	vs. Houston								
11/15	at Green Bay								
11/22	vs. Pittsburgh								
11/29	vs. Cleveland								
12/06	at Minnesota								
12/13	vs. Tennessee								
12/20	at Baltimore								
12/27	vs. Chicago								
01/03	at Indianapolis								
2020 totals:		25	16	9	0.0	0	0	0	0

35



SIDNEY JONES IV



POSITION: CORNERBACK
HT: 6-0 | **WT:** 181 | **DOB:** 5-21-1996
COLLEGE: WASHINGTON
HOMETOWN: WEST COVINA, CALIFORNIA
ACQ: PRACTICE SQUAD (JAX) 2020
EXP: 4TH YEAR



@SidneyJonesIV



@SidneyJonesIV

TRANSACTIONS

Originally drafted by Philadelphia in the second round (43rd overall) of the 2017 draft ... Waived on 9/5/20 ... Signed by Jacksonville to the practice squad on 9/8/20 ... Promoted to the 53-man roster on 9/14/20

PRO (GAMES PLAYED/STARTED - 24/8)

• Fourth-year cornerback who spent the first three seasons of his NFL career in Philadelphia before signing with Jacksonville prior to Week 1

2020 (w/ JAX - 2/0)

- **9/13 vs. IND:** Practice squad
- **9/20 at TEN:** Saw action on special teams
- **9/24 vs. MIA:** Made one special teams tackle

2019 (w/ PHI - 12/4, 1/0)

Finished the season with 25 tackles (23) solo, including one tackle for loss ... Added career highs with 10 passes defended and two INTs

2018 (w/ PHI - 9/4, 0/0)

Tallied a career-high 36 tackles (27 solo) and three passes defended

2017 (w/ PHI - 1/0)

Activated from the Non-Football Injury list in Week 17 and recorded three tackles vs. Dallas

COLLEGE (AT WASHINGTON, 2014-16)

- In 2016, was named Second-Team All-America by Sports Illustrated and Football Writers, while garnering First-Team All-Pac-12 honors
- Started all 13 games in 2015 and finished the year as the Pac-12 leader in passes defended (14) ... Scored three defensive TDs as a junior (two INT returns and one fumble return)

PERSONAL

- Attended West Covina (California) High School, where he was named Hacienda League Defensive Player of the Year and earned First Team All-CIF Southern Section Southeast Division honors at defensive back as a senior in 2013
- Played cornerback, free safety, running back and wide receiver while also returning kicks and punts for the Bulldogs

REGULAR SEASON STATISTICS

YEAR	TEAM	GP/GS	TKL	SOLO	ASST	SACKS	FF	FR	PD	INT
2017	PHI	1/0	2	2	0	0.0	0	0	0	0
2018	PHI	9/4	25	21	4	0.0	0	0	2	0
2019	PHI	12/4	21	18	3	0.0	0	0	8	2
2020	JAX	2/0	0	0	0	0.0	0	0	0	0
NFL Totals: 4 yrs.		24/8	48	41	7	0.0	0	0	10	2

Single Game Career Highs

Tackles:

8 (10/7/18 at NYG)

Passes defended:

3 (12/29/19 at NYG)

Interceptions:

1 (two times, last: 12/29/19 at NYG)

2020 GAME-BY-GAME STATISTICS

DATE	OPP	TKL	SOLO	ASST	SACKS	FF	FR	PD	INT
09/13	vs. Indianapolis								
09/20	at Tennessee	0	0	0	0.0	0	0	0	0
09/24	vs. Miami	0	0	0	0.0	0	0	0	0
10/04	at Cincinnati								
10/11	at Houston								
10/18	vs. Detroit								
	BYE WEEK								
11/01	at L.A. Chargers								
11/08	vs. Houston								
11/15	at Green Bay								
11/22	vs. Pittsburgh								
11/29	vs. Cleveland								
12/06	at Minnesota								
12/13	vs. Tennessee								
12/20	at Baltimore								
12/27	vs. Chicago								
01/03	at Indianapolis								
2020 totals:		0	0	0	0.0	0	0	0	0

Additional statistics: one special teams tackle

65



BRANDON LINDER



POSITION: OFFENSIVE LINEMAN
HT: 6-6 | **WT:** 315 | **DOB:** 1-25-1992
COLLEGE: MIAMI (FLA.)
HOMETOWN: SOUTHWEST RANCHES, FLORIDA
ACQ: THIRD ROUND (93RD) OF 2014 DRAFT
EXP: 7TH YEAR



@BrandonLinder65



@BrandonLinder65

TRANSACTIONS

Originally drafted by Jacksonville in the third round (93rd overall) of the 2014 draft ... Placed on reserve/injured list on 10/5/15 ... Re-signed on 7/26/17... Placed on reserve/injured on 11/13/18

PRO (GAMES PLAYED/STARTED - 72/72, 3/3)

- Became 24th offensive lineman drafted by the Jaguars in franchise history
- First player from the University of Miami ever drafted by the Jaguars
- Switched from right guard to center prior to the 2016 season

2020 (w/ JAX - 2/2)

Named team captain for the fourth time as voted on by his teammates

- **9/13 vs. IND:** Started at center and helped undrafted rookie RB **James Robinson** rush for 62 yards
- **9/20 at TEN:** Started at center before exiting the game with a knee injury
- **9/24 vs. MIA:** Inactive (knee)

2019 (w/ JAX - 16/16)

Started all 16 games in which he appeared at center ... Part of an offensive line that helped RB **Leonard Fournette** gain 1,674 yards from scrimmage ... Fournette became the only Jaguars player since 2011 to post at least 1,500 scrimmage yards in a single season

- **9/29 at DEN:** Started and helped RB **Leonard Fournette's** rush for a career-high 225 yards and an average of 7.1 yards per carry ... The team finished with 269 total net rushing yards, the second-most in franchise history
- **10/6 at CAR:** Started and blocked for RB **Leonard Fournette** who eclipsed the 100-yard mark in back-to-back games
- **10/20 at CIN:** Started at center, paving the way for RB **Leonard Fournette's** 131 yards rushing

2018 (w/ JAX - 9/9)

Selected as an offensive captain by his teammates for the 2018 season

- **9/9 at NYG:** Started at center and helped the team rush for 137 yards

2017 (w/ JAX - 13/13, 3/3)

Selected as an offensive captain by his teammates for the 2017 season ... Part of an offensive line that helped the team lead the league in rushing for the first time in franchise history and allowed a franchise-low 24 sacks

- **9/10 at HOU:** Started at center and helped pave the way for the team to rush for 155 yards ... Did not allow a sack
- **9/24 vs. BAL:** Started at center and helped the team rush for 166 yards and did not allow a sack
- **10/1 at NYJ:** Started at center and helped the team rush for 175 yards
- **11/5 vs. CIN:** Started at right guard in place of injured **A.J. Cann** and helped the team rush for 149 yards ... Part of a unit that allowed zero sacks for the third time on the season
- **11/19 at CLE:** Started at center and helped the team rush for 139 yards
- **12/10 vs. SEA:** Started at center and helped the team rush for 156 yards and did not allow a sack
- **12/17 vs. HOU:** Started at center and helped the team rush for 138 yards
- **1/14 at PIT:** Started at center and helped the team rush for 164 yards and did not allow a sack

2016 (w/ JAX - 14/14)

Part of an offensive line that allowed its fewest sacks since 2007 (34)

- **9/11 vs. G.B.:** Made his first career start at center in team's season opener
- **10/2 vs. IND:** Started at center, helping the team rush for 136 yards
- **11/6 at K.C.:** Started and helped the team rush for a season-high 205 yards
- **11/20 at DET:** Started at center and was part of an offensive line that did not allow a sack
- **12/4 vs. DEN:** Started at center and helped the team rush for 154 yards

2015 (w/ JAX - 3/3)

Placed on season-ending injured reserve because of surgery to repair a labral tear in his left shoulder after injury suffered in Week 3

- **9/13 vs. CAR:** Started at right guard to kick off his second season
- **9/20 vs. MIA:** Helped the team rush for 123 yards and did not allow a sack

2014 (w/ JAX - 15/15)

Started 15 games at right guard as a rookie ... Part of an offensive line that helped club finish sixth in the NFL in average per rush (4.5)

- **9/7 at PHI:** Started at right guard in his NFL debut, one of three Jaguars

rookies to start on opening day (WR **Marqise Lee**, WR **Allen Hurns**)

- **10/19 vs. CLE:** Helped pave the way for an offense that rushed for a season-high 185 yards
- **10/26 vs. MIA:** Helped paved the way for the club to rush for 176 yards, which was the first time since 2010 the team eclipsed 150-plus rushing yards in back-to-back games
- **12/28 at HOU:** Started at right guard and was part of an offensive line that produced 121 yards on 14 carries (8.6 avg.)

COLLEGE (AT MIAMI (FLA.), 2010-13)

- Four-year starter and started 42 games (37 at right guard, two at left tackle, 3 at center)
- Finished career with 35 TD-resulting blocks and 275 key blocks/knockdowns
- As a senior, named team's Most Valuable Player after leading team with 90 percent grade for blocking consistency, 11 TD-resulting blocks and 84 knockdowns
- Majored in health education

PERSONAL

- Attended St. Thomas Aquinas High School in Ft. Lauderdale, Fla.
- Named U.S. Army All-American and was rated the third-best center in the country by Rivals.com
- Helped team compile a 28-1 record during his final two seasons and captured the Class 5A state title as a junior
- Has built a lasting relationship with the Ronald McDonald House Charities of Jacksonville, including sponsoring the annual family holiday party
- An avid outdoorsman who enjoys hunting and fishing with his fiancé, Lauren.





JAKE LUTON



POSITION: QUARTERBACK
HT: 6-6 | **WT:** 224 | **DOB:** 4-11-1996
COLLEGE: OREGON STATE
HOMETOWN: MARYSVILLE, WASHINGTON
ACQ: 6TH ROUND (189) IN 2020 DRAFT
EXP: ROOKIE



@JakeLuton6



@JakeLuton6

OVERVIEW

Originally drafted by Jacksonville in the sixth round (189th overall) of the 2020 draft ... Pronounced **Loo-ten**

PRO (GAMES PLAYED/STARTED - 0/0)

2020 (w/ JAX)

- 9/13 vs. IND: Inactive
- 9/20 at TEN: Inactive
- 9/24 vs. MIA: Inactive

COLLEGE (AT OREGON STATE, 2017-19)

- Completed his Oregon State career by playing in 23 games for the Beavers, including 21 starts, after spending seasons at Ventura Community College (2016) and Idaho (2015)
- Concluded his career ranked fifth at Oregon State with 42 career TD passes and seventh with 5,227 passing yards

2019 (redshirt senior at Oregon State - 11)

All Pac-12 Honorable Mention, two-time Pac-12 Offensive Player of the Week, Mayo Clinic Comeback Player of the Year Award nominee ... Completed 222 of 358 passes (62 percent) for 28 TDs and the three INTs, becoming the third QB in OSU history to throw for more than 20 TDs and nine or fewer INTs ... Team captain

- 11/23 at Washington State: Set a career high with 408 passing yards at Washington State and tied a career best with five TDs

PERSONAL

- Attended Marysville-Pilchuck High School and led the Tomahawks to the Wesco 3A league championship as a senior ... Three-year starter at quarterback and also earned three letters at pitcher in baseball
- Son of **Judd** and **Heather Luton**
- Has three brothers: **Jordan**, **Jace** and **Jaxxon**
- Enjoys camping, hiking and playing with his dog

REGULAR SEASON PASSING STATISTICS

YEAR	TEAM	P/S	COMP	ATT	PCT	YDS	AVG	TD	INT	SK	RTG
2020	JAX	0/0	0	0	-	0	-	0	0	0	0.0
NFL totals: 1 yr.		0/0	0	0	-	0	-	0	0	0	0.0

2020 GAME-BY-GAME PASSING STATISTICS

DATE	OPP	P/S	COMP	ATT	PCT	YDS	AVG	TD	INT	SK	RTG
09/13	vs. IND					Inactive					
09/20	at TEN					Inactive					
09/24	vs. MIA					Inactive					
10/04	at CIN										
10/11	at HOU										
10/18	vs. DET										
BYE WEEK											
11/01	at LAC										
11/08	vs. HOU										
11/15	at G.B.										
11/22	vs. PIT										
11/29	vs. CLE										
12/06	at MIN										
12/13	vs. TEN										
12/20	at BAL										
12/27	vs. CHI										
01/03	at IND										
2020 totals:		0/0	0	0	-	0	-	0	0	0	0.0

REGULAR SEASON RUSHING STATISTICS

YEAR	TEAM	ATT	YDS	AVG	LG	TD
2020	JAX	0	0	-	-	0
NFL totals: 1 yr.		0	0	-	-	0



CASSIUS MARSH SR.



POSITION: DEFENSIVE END/LINEBACKER
HT: 6-4 | **WT:** 254 | **DOB:** 7-7-92
COLLEGE: UCLA
HOMETOWN: MISSION HILLS, CALIF.
ACQ: UNRESTRICTED FREE AGENT 2020
EXP: 7TH YEAR



@KingCash_7191



@CassiusMarsh

TRANSACTIONS

Originally drafted by Seattle in the fourth round of the 2014 NFL Draft (108th overall)... Traded to New England on 9/2/17 ... Signed by San Francisco on 11/22/17 ... Signed by Seattle on 4/4/19 ... Signed by Arizona on 4/4/19 ... Signed by Jacksonville on 4/6/20

PRO (GAMES PLAYED/STARTED - 86/8, 4/0)

• Career stats include 145 tackles (103 solo), 25 tackles for loss, 14.0 sacks and four forced fumbles

2020 (w/ JAX - 2/0)

- 9/13 vs. IND: Inactive
- 9/20 at TEN: Tallied three tackles in his Jaguars debut
- 9/24 vs. MIA: Saw action in linebacker and made three tackles

2019 (w/ ARI - 16/3)

Played in all 16 games (three starts) and registered 36 tackles and 2.5 sacks

- 11/10 at T.B.: Recorded two tackles, including a season-high 1.5 sacks
- 12/22 at SEA.: Recorded three tackles, including 1.0 sack in a 27-13 victory

2018 (w/ S.F. - 16/3)

Played in all 16 games and registered career highs in tackles (37), sacks (5.5) and tackles for loss (7)

- 10/9 vs. OAK: Registered four tackles, including a career-high 2.5 sacks
- 12/23 vs. CHI: Recorded three tackles, including 2.0 sacks, which marked his second multi-sack game of the year

2017 (w/ S.F. - 6/0)

Played in six games for San Francisco and registered six tackles, 2.0 sacks and a career-best two forced fumbles

- 12/3: Registered 1.0 sack and one forced fumble in a 15-14 victory

2017 (w/ N.E. - 9/1)

Played in nine games with New England prior to being traded and recorded 16 tackles (14 solo), 1.0 sack and one forced fumble

2016 (w/ SEA - 16/1)

Played in all 16 games and registered 17 tackles (11 solo), 3.0 sacks and one forced fumble

- 9/11 vs. MIA: Recorded a strip-sack in the fourth quarter to clinch a victory

2015 (w/ SEA - 16/0, 2/0)

Played in all 16 games and recorded 18 tackles from scrimmage and nine special teams tackles

2014 (w/ SEA - 5/0)

Played in five games and recorded five tackles

COLLEGE (AT UCLA, 2010-13)

- Appeared in 50 games (38 starts) at UCLA (2010-13) where he registered 155 tackles, 25.5 TFLs, 16.0 sacks, five fumble recoveries and two forced fumbles
- Saw action in 13 games (12 starts) as a senior in 2013 and finished with a career-high 60 tackles to go along with 10 tackles for loss, 6.0 sacks, one pass defended and one fumble recovery
- Started all 14 games in 2012 when he posted 50 tackles, including 10 tackles for loss and 8.0 sacks
- Saw action in 12 games (eight starts) as a sophomore and registered 15 tackles and 2.0 sacks
- Appeared in 11 games (four starts) as a freshman in 2010 and finished with 23 tackles

PERSONAL

- Attended Oaks Christian (Westlake Village, Calif.) High and earned first-team all-state honors in 2008 and earned all conference after finishing with 55 tackles (33 solo), 16.0 sacks and two forced fumbles
- Father, **Curtis Marsh Sr.**, was drafted by the Jaguars and played three seasons in the NFL
- Half-brother, **Curtis Marsh**, played three seasons in the NFL
- Went to Prague in the 2019 offseason for "Magic Fest," a professional tour of trading cards
- Has one son, **Cassius Marsh Jr.**

REGULAR SEASON STATISTICS

YEAR	TEAM	GP/GS	TKL	SOLO	ASST	SACKS	FF	FR	PD	TFL
2014	SEA	5/0	5	1	4	0.0	0	0	0	0
2015	SEA	16/0	18	12	6	0.0	0	0	0	5
2016	SEA	16/1	17	11	6	3.0	1	1	0	5
2017	N.E.	9/1	16	14	2	1.0	1	0	0	1
2017	S.F.	6/0	10	9	1	2.0	2	0	0	0
2018	S.F.	16/3	37	26	11	5.5	0	1	0	7
2019	ARI	16/3	36	25	11	2.5	0	0	0	7
2020	JAX	2/0	6	5	1	0.0	0	0	0	0
NFL totals: 7 yrs.		86/8	145	103	42	14.0	4	2	0	25

Single Game Career Highs

Tackles:

6 (12/30/18 at LAR)

Tackles for loss:

2 (three times; last: 9/29/19 vs. SEA)

Forced fumbles:

1 (four times; last: 12/3/17 at CHI)

Fumble recoveries:

1 (9/16/18 vs. DET)

Sacks:


2.5 (11/1/18 vs. Oak)

POSTSEASON CAREER STATISTICS

YEAR	TEAM	GP/GS	TKL	SOLO	ASST	SACKS	FF	FR	PD	TFL
2015	SEA	2/0	1	0	1	0.0	0	0	0	0
2016	SEA	2/0	0	0	0	0.0	0	0	0	0
NFL totals: 7 yrs.		4/0	1	0	0	0.0	0	0	0	0

2020 GAME-BY-GAME STATISTICS

DATE	OPP	TKL	SOLO	ASST	SACKS	FF	FR	PD	TFL
09/13	vs. Indianapolis				Inactive				
09/20	at Tennessee	3	2	1	0.0	0	0	0	0
09/24	vs. Miami	3	3	0	0.0	0	0	0	0
10/04	at Cincinnati								
10/11	at Houston								
10/18	vs. Detroit								
	BYE WEEK								
11/01	at L.A. Chargers								
11/08	vs. Houston								
11/15	at Green Bay								
11/22	vs. Pittsburgh								
11/29	vs. Cleveland								
12/06	at Minnesota								
12/13	vs. Tennessee								
12/20	at Baltimore								
12/27	vs. Chicago								
01/03	at Indianapolis								
2020 totals:		6	5	1	0.0	0	0	0	0



ROSS MATISCIK



POSITION: LONG SNAPPER
HT: 6-0 | **WT:** 235 | **DOB:** 9-13-1996
COLLEGE: BAYLOR
HOMETOWN: MCKINNEY, TEXAS
ACQ: ROOKIE FREE AGENT 2020
EXP: ROOKIE



@rossmatiscik



@ross_matiscik

OVERVIEW

Originally signed by Jacksonville as a rookie free agent on April 28, 2020 ...
 Pronounced **MATTA-sick**

PRO (GAMES PLAYED - 3)

2020 (w/ JAX - 3)

- **9/13 vs. IND:** Served as the team's long snapper in NFL debut
- **9/20 at TEN:** Served as the team's long snapper
- **9/24 vs. MIA:** Served as the team's long snapper

COLLEGE (AT BAYLOR, 2016-19)

- Appeared in 52 games throughout his college career, seeing time as a longsnapper for punts and place kicks, while also appearing at linebacker
- Played in 14 games in 2019, snapping on all punts and kicks and made 13 tackles, including 1.0 sack
- Served as the team's longsnapper for all 13 games and made 11 tackles on defense in 2018
- Played in 12 games as a sophomore in 2017 and totaled four tackles, one fumble recovery and one forced fumble
- Played in 12 games as a freshman and served as the primary long snapper

PERSONAL

- Attended McKinney Boyd (McKinney, Texas) High School and was a 2014 all-state selection at linebacker
- Father, **Marty**, played football at Bowling Green
- Brother, **Paine**, played football at Rice



BRUCE MILLER



POSITION: FULLBACK
HT: 6-2 | **WT:** 248 | **DOB:** 8-6-1987
COLLEGE: CENTRAL FLORIDA
HOMETOWN: CANTON, GEORGIA
ACQ: FREE AGENT 2020
EXP: 6TH YEAR



@bruce_miller_

OVERVIEW

Originally drafted by San Francisco in the seventh round (211th overall) of the 2011 draft ... Released on 9/5/16 ... Signed by Jacksonville on 8/15/20

PRO (GAMES PLAYED/STARTED - 80/48, 5/3)

- Sixth-year fullback has played in 80 games with 48 starts with San Francisco and Jacksonville
- Career totals include 28 rushing attempts for 62 yards and one TD ... Also added 77 receptions for 736 yards and three TDs

2020 (w/ JAX - 3/1)

- 9/13 vs. IND:** Started at fullback in Jaguars debut and posted a 2-yard reception to convert on a fourth-quarter third down on the team's game-winning TD drive
- 9/20 at TEN:** Saw action at fullback, helping the team rush for 165 yards
- 9/24 vs. MIA:** Saw action at fullback

2015 (w. S.F. - 16/5)

Played in all 16 games and rushed for 14 yards and one TD on six carries while adding 10 receptions for 135 yards

2014 (w. S.F. - 16/8)

Appeared in all 16 games and served as the lead blocker for an effective rushing attack ... Added 18 receptions for 189 yards and two TDs

2013 (w. S.F. - 14/13)

Set single-season career highs in both receptions (25) and receiving yards (243)

2012 (w. S.F. - 16/13)

Played in all 16 games and tied for the team lead with 15 special teams tackles

2011 (w. S.F. - 15/8)

Played in 15 games with eight starts and hauled in his first career receiving TD on **11/6 at WAS**, a 30-yard reception from QB **Alex Smith**

COLLEGE (AT CENTRAL FLORIDA, 2007-10)

- Played in 52 games (46 starts) for the Knights and was a two-time Conference USA Defensive Player of the Year (2009-10) at defensive end
- Recorded 214 tackles, 57.5 tackles for loss, 25.5 sacks, nine passes defended, six forced fumbles and two fumble recoveries

PERSONAL

- Attended Woodstock (Georgia) high School and was named the Cherokee County Gridiron Club Linebacker of the Year as a senior
- Lettered two years in basketball and one year in baseball

REGULAR SEASON STATISTICS

YEAR	TEAM	GP/GS	RUSHING					RECEIVING				
			NO	YDS	AVG	LG	TD	NO	YDS	AVG	LG	TD
2011	S.F.	15/8	4	8	2.0	3	0	11	83	7.5	30	1
2012	S.F.	16/13	5	18	3.6	9	0	12	84	7.0	26	0
2013	S.F.	14/13	7	13	1.9	4	0	25	243	9.7	43	0
2014	S.F.	16/8	6	9	1.5	4	0	18	189	10.5	22	2
2015	S.F.	16/5	6	14	2.3	4	1	10	135	13.5	52	0
2020	JAX	3/1	0	0	0.0	0	0	1	2	2.0	0	0
Career totals:		80/48	28	62	2.2	9	1	77	736	9.6	52	3

Single Game Career Highs

Rushing attempts:
3 (12/8/13 vs. SEA)

Rushing yards:
9 (10/7/12 vs. BUF)

Longest rush:
9 (10/7/12 vs. BUF)

Rushing TDs:
1 (12/20/15 vs. CIN)

Receptions:
4 (three times, last: 12/14/14 at SEA)

Receiving yards:
89 (10/18/15 vs. BAL)

Longest reception:
52 (10/18/15 vs. BAL)

Receiving TDs:
1 (three times, last: 12/28/14 vs. ARI)


Additional statistics: 36 special teams tackles (seven in 2011, 15 in 2012, four in 2013, one in 2014 and nine in 2015)

POSTSEASON STATISTICS

YEAR	TEAM	GP/GS	RUSHING					RECEIVING				
			NO	YDS	AVG	LG	TD	NO	YDS	AVG	LG	TD
2011	S.F.	2/1	0	0	0.0	0	0	1	16	16.0	16	0
2012	S.F.	3/2	0	0	0.0	0	0	0	0	0.0	0	0
Career totals:			5/3	0	0	-	0	1	16	16.0	16	0

2020 GAME-BY-GAME STATISTICS

DATE	OPP	RUSHING					RECEIVING				
		NO	YDS	AVG	LG	TD	NO	YDS	AVG	LG	TD
09/13	vs. IND	0	0	-	0	0	1	2	2.0	2	0
09/20	at TEN	0	0	-	-	0	0	0	-	-	0
09/24	vs. MIA	0	0	-	-	0	0	0	-	-	0
10/04	at CIN										
10/11	at HOU										
10/18	vs. DET										
	BYE WEEK										
11/01	at LAC										
11/08	vs. HOU										
11/15	at G.B.										
11/22	vs. PIT										
11/29	vs. CLE										
12/06	at MIN										
12/13	vs. TEN										
12/20	at BAL										
12/27	vs. CHI										
01/03	at IND										
2020 totals:		0	0	-	-	0	1	2	2.0	2	0



GARDNER MINSHEW II



POSITION: QUARTERBACK
HT: 6-1 | **WT:** 225 | **DOB:** 5-16-1996
COLLEGE: WASHINGTON STATE
HOMETOWN: BRANDON, MISSISSIPPI
ACQ: 6TH ROUND (178TH) IN 2019 DRAFT
EXP: 2ND YEAR



@GardnerMinshew5



@GardnerMinshew5

TRANSACTIONS

Originally drafted by Jacksonville in the sixth round (178th overall) of the 2019 draft

PRO (GAMES PLAYED/STARTED - 17/15)

- His 21 passing TDs and 3,271 passing yards in 2019 were both the most by a rookie in franchise history
- Became the first rookie in NFL history with at least 230 yards passing per game, 20-plus TDs and fewer than 10 INTs
- Became the first player in franchise history to throw for at least 200 passing yards with a passer rating of at least 95.0 in five consecutive games (Weeks 1-5 in 2019)
- Joined QBs **Dan Marino** (1983), **Robert Griffin III** (2012) and **Dak Prescott** (2016) as the only players in NFL history to throw for at least 20 TDs with six-or-fewer INTs during their rookie season
- Joined QBs **Dan Marino** and **Russell Wilson** as the only quarterbacks in NFL history to throw for at least 27 TDs and 10-or-fewer INTs in their first 17 games

2020 (w/ JAX - 3/3)

Named team captain as voted on by his teammates

- **9/13 vs. IND:** Completed 19 of 20 passes (95.0 comp. pct.) for 173 yards and three TDs for a passer rating of 142.3 ... Became the third player in NFL history to throw at least three TD passes and complete at least 95.0 percent of his passes in a single game, joining QBs **Drew Brees** and **Philip Rivers** ... He is the first player to ever throw at least three TD passes and complete at least 95.0 percent of his passes on Kickoff Weekend ... Set the Jaguars single-game record for completion percentage in game (min. five attempts)
- **9/20 at TEN:** Threw for 339 yards and three TDs on 30-of-45 passing, becoming the first quarterback in franchise history to throw for at least three TDs in three consecutive games dating back to Week 17 in 2019 ... Marked the third 300-yard performance of his career ... Completed at least three passes to eight different receivers
- **9/24 vs. MIA:** Completed 20 for 42 passes for 275 yards and one INT

2019 (w/ JAX - 14/12)

Saw action in 14 games, starting 12 and completed 285 of 470 passes (60.6 comp. pct.) for 3,271 yards, 21 TDs and six INTs during his rookie season ... His six wins and passer rating of 91.2 both led all NFL rookies (min. five pass attempts) while his passing yards (3,271) and TDs (21) ranked second among rookie quarterbacks ... Became the only rookie over the last 25 seasons to throw for at least eight TDs with zero INTs on the road

- **9/8 vs. K.C.:** Stepped in for injured QB **Nick Foles** in the first quarter, completing 22 of 25 passes (88.0 pct.) for 275 yards, two TDs and one INT for a passer rating of 122.5 ... His 275 passing yards were the most ever by a Jaguars player making his NFL debut and the fifth-most by a Jaguars rookie in a single game ... Completed his first 13 passes, becoming the first player in the last 40 years to complete their first 13 passes in their NFL debut ... His 88.0 completion percentage was the highest by any player with at least 15 pass attempts making their NFL debut in league history
- **9/15 at HOU:** Made his first career start at quarterback, completing 23 of 33 passes for 213 yards, one TD and a passer rating of 97.2 ... Also rushed six times for 56 yards (9.3 avg.) ... Became the only rookie in franchise history to throw for at least 200 passing yards in each of his first two career games played ... His 45 completions, 488 passing yards and three passing TDs were all the most by a Jaguars rookie through Week 2 in franchise history
- **9/19 vs. TEN:** Made his second career start, completing 20 of 30 passes (66.7 pct.) for 204 yards and two TDs for a passer rating of 108.2 ... Became the only rookie in franchise history to throw for at least 200 yards in each of his first three career games played
- **9/29 at DEN:** Started and completed 19 of 33 passes for 213 yards and two TDs and finished the game with a 97.2 passer rating ... Led the team down the field late in the fourth quarter, setting up K **Josh Lambo** for the game-winning 33-yard FG, marking his first career game-winning drive ... Became the first rookie in franchise history to throw for at least 900 yards through Week 4
- **10/6 at CAR:** Completed 26 of 44 passes (59.1 pct.) for 374 yards and two TDs for a passer rating of 101.9 ... Set the franchise rookie record for passing yards in a single game (374) ... Became the sixth rookie in NFL history to throw for at least 370 yards and two TDs with zero INTs
- **10/20 at CIN:** Completed 15 of 32 passes for 255 yards and one TD for a passer rating of 85.8
- **10/27 vs. NYJ:** Completed 22 of 34 passes (64.7 comp. pct.) for 279 yards and three TDs for a passer rating of 119.6 ... Became the first Jaguars rookie

to throw for at least three TDs in a single game in franchise history

- **11/3 vs. HOU:** Started at quarterback, completing 27 of 47 passes (57.4 comp. pct.) for 309 yards and two INTs for a passer rating of 59.6
- **12/1 vs. T.B.:** Entered the game in the second half, completing 16 of 27 passes (59.3 comp. pct.) for 147 yards, one TD and one INT
- **12/8 vs. LAC:** Started and completed 24 of 37 passes for 162 yards and one TD ... With his 15th TD pass of the season, a 12-yard TD pass to TE **Nick O'Leary** in the third quarter, Minshew set the franchise record for the most TD passes by a rookie in Jaguars history
- **12/15 at OAK:** Completed 17 of 29 passes for 201 yards and two TDs, including the go-ahead TD pass to WR **Chris Conley** with 0:31 remaining
- **12/29 vs. IND:** Completed 27 of 39 passes (69.2 comp. pct.) for 295 yards, three TDs and one INT, finishing with a passer rating of 106.2

COLLEGE (AT WASHINGTON STATE, 2018)

- Graduated from East Carolina in December 2017 and enrolled at WSU in June 2018
- Finished fifth in the 2018 Heisman Trophy voting
- Won 2018 Johnny Unitas Golden Arm Award (nation's top senior of fourth-year junior QB) and was named a finalist for the Walter Camp Player of the Year and Davey O'Brien Award (nation's top QB)
- Named Pac-12 Conference Offensive Player of the Year and earned a spot on the All-Pac-12 First Team after leading the country in passing (367.6 yards per game)
- Set Pac-12 Conference and WSU single-season records in passing yards (4,779) and completions (468)

PERSONAL

- Attended Brandon (Miss.) High School
- Son of **Flint** and **Kim Minshew**
- Flint played football at Millsaps College (Miss.) and was named to the MC Athletic Hall of Fame
- Kim played basketball at Mississippi State
- Has two younger sisters, Meredith and Callie, who is a volleyball student-athlete at Mississippi State
- Hosted the annual 'Shop With a Jaguar' holiday event in which local children from around the Jacksonville area were treated to a shopping spree
- Spent part of his 2020 offseason roadtripping from Jacksonville to Los Angeles in an RV
- Hosted players-only film review on Microsoft Teams during COVID self-quarantine

REGULAR SEASON PASSING STATISTICS

YEAR	TEAM	P/S	COMP	ATT	PCT	YDS	AVG	TD	INT	SK	RTG
2019	JAX	14/12	285	470	60.6	3,271	11.5	21	6	33	91.2
2020	JAX	3/3	79	107	73.8	787	10.0	6	3	10	101.3
NFL totals: 2 yrs.		17/15	364	577	63.1	4,058	11.1	27	9	43	93.1

Single Game Career Highs

Passing completions:

30 (two times; last: 9/24/20 at TEN)

Passing attempts:

47 (11/3/19 vs. HOU)

Passing yards:

374 (10/6/19 at CAR)

Passer rating:

142.3 (9/13/20 vs. IND)

REGULAR SEASON RUSHING STATISTICS

YEAR	TEAM	ATT	YDS	AVG	LG	TD
2019	JAX	67	344	5.1	21	0
2020	JAX	12	60	5.0	16	0
NFL totals: 2 yrs.		79	404	5.1	21	0

Single Game Career Highs

Rushing attempts:

9 (10/20/19 at CIN)

Rushing yards:

56 (9/15/19 at HOU)

Rushing long:

21 (9/15/19 at HOU)

2020 GAME-BY-GAME PASSING STATISTICS

DATE	OPP	P/S	COMP	ATT	PCT	YDS	AVG	TD	INT	SK	RTG
09/13	vs. IND	1/1	19	20	95.0	173	9.1	3	0	4	142.3
09/20	at TEN	1/1	30	45	66.7	339	11.3	3	2	2	92.7
09/24	vs. MIA	1/1	30	42	71.4	275	9.2	0	1	4	79.0
10/04	at CIN										
10/11	at HOU										
10/18	vs. DET										
BYE WEEK											
11/01	at LAC										
11/08	vs. HOU										
11/15	at G.B.										
11/22	vs. PIT										
11/29	vs. CLE										
12/06	at MIN										
12/13	vs. TEN										
12/20	at BAL										
12/27	vs. CHI										
01/03	at IND										
2020 totals:		3/3	79	107	73.8	787	10.0	6	3	10	101.3

2019 GAME-BY-GAME PASSING STATISTICS

DATE	OPP	P/S	COMP	ATT	PCT	YDS	AVG	TD	INT	SK	RTG
9/08	vs. KC	1/0	22	25	88.0	275	11.0	2	1	1	122.5
9/15	at HOU	1/1	23	33	69.7	213	6.5	1	0	4	97.2
9/19	vs. TEN	1/1	20	30	66.7	204	6.8	2	0	0	110.6
9/29	at DEN	1/1	19	33	57.6	213	6.5	2	0	5	97.2
10/06	at CAR	1/1	26	44	59.1	374	8.5	2	0	2	101.9
10/13	vs. N.O.	1/1	14	29	48.3	163	5.6	0	1	2	51.4
10/20	at CIN	1/1	15	32	46.9	255	8.0	1	0	2	84.8
10/27	vs. NYJ	1/1	22	34	64.7	279	8.2	3	0	2	119.6
11/03	vs. HOU	1/1	27	47	57.4	309	6.6	0	2	3	59.6
BYE WEEK											
11/17	at IND										
11/24	at TEN										
12/01	vs. T.B.	1/0	16	27	59.3	147	5.4	1	1	2	71.1
12/08	vs. LAC	1/1	24	37	64.9	162	4.4	1	0	2	83.4
12/15	at OAK	1/1	17	29	58.8	201	6.9	2	0	2	102.8
12/22	at ATL	1/1	13	31	41.9	181	5.8	1	0	3	72.1
12/29	vs. IND	1/1	27	39	69.2	295	7.6	3	1	3	106.2
2019 totals:		14/12	285	470	60.6	3,271	7.0	21	6	33	91.2

THE GARDNER MINSHAW II FILE

On what fans should know about him: I'm a grill master. Throw me on the grill, whatever you want, however you like it cooked, I'll get it done for you.

On his hidden talents: I'm very good at ping pong. I'm also really good at pool volleyball. I like doing woodworking, craftsman-type stuff.

On his nickname while growing up: I've had a few: G, Gard, Gard-dog, G-money


On who is most responsible for getting him to the NFL: My parents. I'd like to think they raised me right and made me who I am today.

On what animal he would be: Silverback gorilla because they live in families of 50-60. They make beds out of plants so they live pretty comfortably. They eat good food and swing from trees, so, yeah. I wanted to be Tarzan when I grew up.


On what he would do if he didn't play football: I used to want to be a cowboy.

Best advice he ever received: The only thing you can control is how hard you work.


THE EVOLUTION OF THE 'STACHE




NWCC (2015)



ECU (2017)



WSU (2018)



JAX (2019)

On the origins of the 'stache: I've done weird facial hair stuff for a long time, but the 'stache caught on [at Washington State]. There were a bunch of us that were going to do it going into fall camp. We get about half way through it and everyone else quit on me. I was like, I'm going to do this longer than anybody and then it just caught on.

On if he thought the cult status would develop: Absolutely not. It's taken on a life of its own. *It calls the shots now. I'm just along for the ride.*

FIRST-YEAR MILESTONES

QB Gardner Minshew II led all rookies in the NFL with six wins, a 92.1 QB rating and six games with at least a 100 QB rating in 2019. See below for how the sixth-round QB compared to his first-year counterparts.

QB WINS,
ROOKIES, 2019, NFL

RK.	PLAYER (TEAM)	DRAFTED	GP	WINS
1.	QB Gardner Minshew II (JAX)	Sixth Round	14	6
2.	QB Kyler Murray (ARI)	First Round	16	5
3.	QB Drew Lock (DEN)	Second Round	5	4

QB RATING (MIN. 100 ATTEMPTS),
ROOKIES, 2019, NFL

RK.	PLAYER (TEAM)	DRAFTED	ATT.	QBR
1.	QB Gardner Minshew II (JAX)	Sixth Round	470	91.2
2.	QB Drew Lock (DEN)	Second Round	156	89.7
3.	QB Daniel Jones (NYG)	First Round	459	87.7
4.	QB Kyler Murray (ARI)	First Round	542	87.4



ANDREW NORWELL



POSITION: OFFENSIVE LINEMAN
HT: 6-6 | **WT:** 325 | **DOB:** 10-25-1991
COLLEGE: OHIO STATE
HOMETOWN: CINCINNATI, OHIO
ACQ: UNRESTRICTED FREE AGENT (CAR) 2018
EXP: 7TH YEAR



@AndrewNorwell



@A_Norwell68

TRANSACTIONS

Originally drafted by Carolina as an undrafted rookie on 5/16/14 ... Signed as an unrestricted free agent by Jacksonville on 3/15/17 ... Placed on injured/reserve on 11/27/18

PRO (GAMES PLAYED/STARTED - 85/84, 5/5)

- Has appeared in 85 games throughout his six-year career, making 84 starts
- Named Associated Press All-Pro First Team in 2017

2020 (w/ JAX - 3/3)

- **9/13 vs. IND:** Started at left guard and helped undrafted rookie RB **James Robinson** rush for 62 yards
- **9/20 at TEN:** Started at left guard and helped the team rush for 165 yards
- **9/24 vs. MIA:** Started at left guard

2019 (w/ JAX - 16/16)

Started all 16 games at left guard ... Part of an offensive line that helped RB **Leonard Fournette** gain 1,674 yards from scrimmage ... Fournette became the only Jaguars player since 2011 to post at least 1,500 scrimmage yards in a single season

- **9/29 at DEN:** Started at left guard, aiding in RB **Leonard Fournette's** career-high 225 yards rushing and an average of 7.1 yards per carry ... The team finished with 269 total net rushing yards, the second-most in franchise history
- **10/6 at CAR:** Started and helped RB **Leonard Fournette** eclipse the 100-yard mark in back-to-back games for the first time since Fournette's rookie season in 2017
- **10/20 at CIN:** Started at left guard, paving the way for RB **Leonard Fournette's** 131 yards rushing

2018 (w/ JAX - 11/11)

Appeared in 11 contests for the Jaguars, starting each contest at left guard

- **9/9 at NYG:** Started at left guard and helped the team rush for 137 yards in his Jaguars debut
- **9/16 vs. N.E.:** Started at left guard and was part of the unit that did not allow a sack
- **9/30 vs. NYJ:** Started at left guard and helped the team rush for 126 yards
- **11/11 at IND:** Started at left guard and did not allow a sack while playing all 75 offensive plays
- **11/18 vs. PIT:** Started at left guard and helped the team rush for 179 yards

2017 (w/ CAR - 16/16, 1/1)

Led an offensive line that paved the way for the NFL's fourth-ranked ground attack to rush for 2,102 yards (131.3 rushing yards per game) ... Part of a unit that allowed just 35 sacks on the season

2016 (w/ CAR - 16/16)

Started at left guard for the first time in his career and was the team's only offensive lineman to start all 16 games at the position in which he opened the season ... Carolina boasted the 10th-ranked rushing attack and averaged 113.4 yards per game ... Contributed to a Panthers offense that averaged a 31:44 time of possession, the third-highest mark in team history

2015 (w/ CAR - 13/13, 3/3)

Started 13 regular season games and all three postseason contests, including Super Bowl 50 vs. Denver ... Helped the team set a franchise-record and NFL-leading 500 points scored

2014 (w/ CAR - 10/9, 2/2)

Opened holes for the Panthers to rank seventh in the NFL in rushing, including a league-leading 975 yards over the last five games

COLLEGE (AT OHIO STATE, 2010-13)

- Played in 50 games with 39 starts at Ohio State
- Three-time All-Big Ten Conference selection

33



DARE OGUNBOWALE



POSITION: RUNNING BACK
HT: 5-10 | **WT:** 205 | **DOB:** 5-4-1994
COLLEGE: WISCONSIN
HOMETOWN: MILWAUKEE, WISCONSIN
ACQ: FREE AGENT 2020
EXP: 3RD YEAR



@DG023_



@dareogunbowale

OVERVIEW

Originally signed by Houston as an undrafted free agent on 4/30/17 ... Waived on 9/2/17 ... Signed by Tampa Bay to the practice squad on 11/30/17 ... Signed by Washington to the practice squad on 12/13/17 ... Promoted to the 53-man roster on 12/23/17 ... Waived by Washington on 3/6/18 ... Signed by Tampa Bay on 4/2/18 ... Waived on 9/2/18 ... Signed by Tampa Bay to the practice squad on 10/29/18 ... Promoted to the 53-man roster on 11/13/18 ... Waived on 11/30/18 ... Signed by Tampa Bay to the practice squad on 12/4/18 ... Waived on 9/4/20 ... Signed by Jacksonville on 9/9/20 ... Pronounced **DAR-ay OH-gun-buh-WALL-ay**

PRO (GAMES PLAYED/STARTED - 22/0)

- Third-year running back has played in 21 games with Washington and Tampa Bay, totaling 11 rushing attempts for 17 yards and 35 receptions for 286 yards
- Has also spent time with on the practice squads in Tampa Bay and Washington

2020 (w/ JAX - 2/0)

- **9/13 vs. IND:** Inactive
- **9/20 at TEN:** Made his Jaguars debut on special teams
- **9/24 vs. MIA:** Led the team with two special teams tackles

2019 (w/ T.B. - 16/0)

Played in all 16 games for the first time in his career and posted his first career rushing attempts (11) and receptions (35) ... Also served as the team's special teams captain

2018 (w/ T.B. - 2/0)

Spent time on the practice squad in Tampa Bay before making his season debut on 11/18 at NYG

2017 (w/ WAS - 2/0)

Played in two games in Washington in addition to spending time in training camp with Houston and on the practice squads in Tampa Bay and Washington

COLLEGE (AT WISCONSIN, 2013-16)

- Played in four seasons in Madison, Wisc. after redshirting in 2012
- Rushed for 1,518 yards and 13 TDs in 49 career games ... Also caught 60 passes for 507 yards and two TDs
- Began career as a walk-on defensive back before transitioning to running back in 2014

PERSONAL

- Attended Marquette High School (Milwaukee, Wisc.)
- Son of Yolanda and Gregory
- Sister, Arike, played college basketball at Notre Dame, where she was named the Most Outstanding Player of the Irish's 2018 national title run after hitting game-winning baskets in both the Final Four semifinal and national championship games ... Arike was drafted


REGULAR SEASON STATISTICS

YEAR	TEAM	GP/GS	RUSHING					RECEIVING				
			NO	YDS	AVG	LG	TD	NO	YDS	AVG	LG	TD
2017	WAS	2/0	0	0	0.0	0	0	0	0	0.0	0	0
2018	T.B.	2/0	0	0	0.0	0	0	0	0	0.0	0	0
2019	T.B.	16/0	11	17	1.5	12	0	35	286	8.2	21	0
2020	JAX	2/0	0	0	-	-	0	0	0	-	-	0
NFL totals: 3 yrs. 22/0			11	17	1.5	12	0	35	286	8.2	21	0

2020 GAME-BY-GAME STATISTICS

DATE	OPP	RUSHING					RECEIVING				
		NO	YDS	AVG	LG	TD	NO	YDS	AVG	LG	TD
09/13	vs. IND						Inactive				
09/20	at TEN	0	0	-	-	0	0	0	-	-	0
09/24	vs. MIA	0	0	-	-	0	0	0	-	-	0
10/04	at CIN										
10/11	at HOU										
10/18	vs. DET										
	BYE WEEK										
11/01	at LAC										
11/08	vs. HOU										
11/15	at G.B.										
11/22	vs. PIT										
11/29	vs. CLE										
12/06	at MIN										
12/13	vs. TEN										
12/20	at BAL										
12/27	vs. CHI										
01/03	at IND										
2020 totals:		0	0	-	-	0	0	0	-	-	0





JAMES O'SHAUGHNESSY



POSITION: TIGHT END
HT: 6-4 | **WT:** 245 | **DOB:** 1-14-1992
COLLEGE: ILLINOIS STATE
HOMETOWN: NAPERVILLE, ILLINOIS
ACQ: WAIVERS (NEW ENGLAND) 2017
EXP: 6TH YEAR



@JOShaughnessy80



@Joshaughnessy88

OVERVIEW

Originally drafted by Kansas City in the fifth round (173rd overall) in the 2015 NFL Draft ... Traded to New England with a 2017 sixth-round draft selection (216th overall) in exchange for a 2017 fifth-round draft selection (183rd overall) on 4/29/17 ... Waived by New England on 9/2/17 ... Claimed off waivers by Jacksonville on 9/3/17... Re-signed by Jacksonville on 3/21/19 ... Placed on injured reserve by Jacksonville on 10/9/19 ... Pronounced *oh-SEAN-uh-see*

PRO (GAMES PLAYED/STARTED - 61/24, 4/2)

Has appeared in 61 games, making 24 starts, over six seasons, recording 68 receptions for 671 yards and three TDs over that time

2020 (w/ JAX - 3/3)

- **9/13 vs. IND:** Started at tight end and posted one reception for no gain
- **9/20 at TEN:** Started at tight end and recorded four receptions for 40 yards
- **9/24 vs. MIA:** Started at tight end tallied three receptions for 29 yards

2019 (w/ JAX - 5/5)

Started in the first five games of the season before suffering a season-ending knee injury in Week 5 at Carolina ... Totaled 14 receptions for 153 yards (10.9 rec. avg.) and two TDs

- **9/19 vs. TEN:** Started and caught two passes for 18 yards and one TD
- **9/29 at DEN:** Started and hauled in his only reception for an 18-yard TD, his second consecutive game with a receiving TD
- **10/6 at CAR:** Started and recorded three receptions for 57 yards (19.0 avg.) before exiting the game with a knee injury

2018 (w/ JAX - 14/9)

Recorded career-highs in receptions (24) and receiving yards (214)

- **11/11 at IND:** Started and tied for the team-lead with five receptions for 46 yards, including a 4-yard reception from P **Logan Cooke** on a fake field goal, which set up RB **Leonard Fournette's** receiving TD

2017 (w/ JAX - 16/1, 3/2)

Appeared in all 16 games and recorded 14 receptions for 149 yards and one TD

- **12/3 vs. IND:** Recorded one reception for 29 yards on a fake punt from P **Brad Nortman**
- **12/24 at S.F.:** Recorded five receptions for 39 yards and his first career TD
- **1/14 at PIT:** Recorded one reception for 19 yards in the AFC Divisional round

2016 (w/ K.C. - 16/3, 1/0)

Appeared in all 16 games, making three starts and recorded two receptions

2015 (w/ K.C. - 7/3)

Appeared in seven games, making three starts and recorded six receptions for 87 yards ... Was placed on injured reserve on 11/17/15

COLLEGE (AT ILLINOIS STATE, 2010-14)

- Played in 49 games with 37 starts, totaling 67 receptions for 1,170 yards and 14 TDs
- Earned Second-Team All-Missouri Valley Football Conference honors as a senior after totaling 29 receptions for 544 yards and nine TDs

PERSONAL

- Attended Naperville North (Ill.) High School
- Three-year letterman
- Engaged to Ava in the 2020 offseason

REGULAR SEASON STATISTICS

YEAR	TEAM	GP/GS	NO	YDS	AVG	LG	TD
2015	K.C.	7/3	6	87	14.5	30	0
2016	K.C.	16/3	2	-1	-0.5	0	0
2017	JAX	16/1	14	149	10.6	29	1
2018	JAX	14/9	24	214	8.9	17	0
2019	JAX	5/5	14	153	10.9	35	2
2020	JAX	3/3	8	69	8.6	13	0
NFL totals: 6 yrs.		61/24	68	671	9.9	35	3

Single Game Career Highs

Receptions:

5 (twice, last: 11/11/18 at IND)

Receiving yards:

57 (10/6/19 at CAR)

Receiving TDs:

1 (three times, last: 9/29/19 at DEN)

Receiving long:


35 (10/6/19 at CAR)

POSTSEASON CAREER STATISTICS

YEAR	TEAM	GP/GS	NO	YDS	AVG	LG	TD
2016	K.C.	1/0	0	0	0.0	-	0
2017	JAX	3/2	2	23	11.5	19	0
NFL totals: 6 yrs.		4/2	2	23	11.5	19	0

2020 GAME-BY-GAME STATISTICS

DATE	OPP	REC	YDS	AVG.	LG	TD
09/13	vs. Indianapolis	1	0	0.0	0	0
09/20	at Tennessee	4	40	8.0	13	0
09/24	vs. Miami	3	29	9.7	12	0
10/04	at Cincinnati					
10/11	at Houston					
10/18	vs. Detroit					
	BYE WEEK					
11/01	at L.A. Chargers					
11/08	vs. Houston					
11/15	at Green Bay					
11/22	vs. Pittsburgh					
11/29	vs. Cleveland					
12/06	at Minnesota					
12/13	vs. Tennessee					
12/20	at Baltimore					
12/27	vs. Chicago					
01/03	at Indianapolis					
2020 totals:		8	69	8.6	13	0



SHAQUILLE QUARTERMAN



POSITION: LINEBACKER

HT: 6-0 | **WT:** 234 | **DOB:** 10-28-1997

COLLEGE: MIAMI (FLA.)

HOMETOWN: ORANGE PARK, FLORIDA

ACQ: FOURTH ROUND (140TH) OF 2020 NFL DRAFT

EXP: ROOKIE



@OgBoobie_Shaq



@Shaq_da_gr8

OVERVIEW

Originally drafted by Jacksonville in the fourth round (140th overall) of the 2020 draft

PRO (GAMES PLAYED/STARTED - 3/0)

2020 (w/ JAX - 3/0)

- **9/13 vs. IND:** Saw 13 snaps on special teams in NFL debut
- **9/20 at TEN:** Led the team with two special teams tackles
- **9/24 vs. MIA:** Saw action on special teams

COLLEGE (AT MIAMI (FLA), 2016-19)

- Only player in Miami (Fla.) history to start 52 games without missing a single start
- Finished his career with 356 tackles, which ranks ninth place in Miami (Fla.) history ... Totaled 46.5 tackles for loss, 13.0 sacks, 13 passes defended, five fumble recoveries, five fumble recoveries and one INT
- Named to the All-ACC team all four seasons, including earning First-Team honors as a junior and a senior

PERSONAL

- Attended Oakleaf (Orange Park, Fla.) High School, which is fewer than 25 miles from TIAA Bank Field
- Considers former Miami Hurricanes (and Panthers/Giants) LB **Jon Beason**, his mentor
- Played Pop Warner football for the Orange Park Pee Wee Cyclones
- Was gathered with family in Jacksonville when he was drafted by the Jaguars
- Huge fan of battle rap

REGULAR SEASON STATISTICS

YEAR	TEAM	GP/GS	TKL	SOLO	ASST	SACKS	FF	FR	PD	TFL	INT
2020	JAX	3/0	0	0	0	0.0	0	0	0	0	0
NFL totals: 1 yr.		3/0	0	0	0	0.0	0	0	0	0	0

2020 GAME-BY-GAME STATISTICS

DATE	OPP	TKL	SOLO	ASST	SACKS	FF	FR	PD	TFL	INT
09/13	vs. Indianapolis	0	0	0	0.0	0	0	0	0	0
09/20	at Tennessee	0	0	0	0.0	0	0	0	0	0
09/24	vs. Miami	0	0	0	0.0	0	0	0	0	0
10/04	at Cincinnati									
10/11	at Houston									
10/18	vs. Detroit									
	BYE WEEK									
11/01	at L.A. Chargers									
11/08	vs. Houston									
11/15	at Green Bay									
11/22	vs. Pittsburgh									
11/29	vs. Cleveland									
12/06	at Minnesota									
12/13	vs. Tennessee									
12/20	at Baltimore									
12/27	vs. Chicago									
01/03	at Indianapolis									
2020 totals:		0	0	0	0.0	0	0	0	0	0

Additional statistics: two special teams tackles

NOTE THE QUOTES: ON LB SHAQUILLE QUARTERMAN

"I like him. You put on the tape and watch him and he's going around making plays. He's a guy that really loves football. You dig a little deeper. You see a guy that has great leadership. I'm sure he's going to have a great opportunity to compete. He's ready. He said, 'Coach, I'm just telling you now when my cleats are on the grass, I will do whatever you want me to do. I'm going to play.' Those are the kind of things you feel good about."

- HC Doug Marrone

"This kid is a four-year starter, productive, smart, tough, all-about-ball, alpha male, leader, locker room guy. ... He's been through a couple coaching staffs, all coaching staffs current and former loved the kid. Like I said, he was kind of the alpha male there. He speaks when spoken to, or speaks up when spoken to the team, really tough kid."

- Director of College Scouting Mark Ellenz

"I don't know what football team wouldn't want Shaq Quarterman in their locker room. He's been the consummate pro for his entire college career already. He's all business, doesn't want to ever get outworked. He gives everything he has for the game. He's the guy you want on your team. He's going to find a team that is going to love him, and they're going to use him the best way. And when he gets on any roster they're going to find out that they're really, really happy to have picked him."

- Miami (Fla.) HC Manny Diaz

"He's that guy who is going to lead by example. He don't do much talking. He's going to show you what it's about, so they're going to get a hell of a guy, a better young man, and I know he's going to do a lot of great things in the community."

- BurchSports Trainer Koreen Burch

HOMETOWN HERO

LB **Shaquille Quarterman** was surrounded by family in Jacksonville when he received the call that he would playing for his hometown team.

"It's an awesome blessing to play for any team in the NFL, but being able to stay home is just a different feeling," Quarterman said after being selected. "It's a very different feeling. I'm just so happy that I had the opportunity to do it, because to be honest most people don't get the chance to do that. Representing the brand has always been a thing for me, especially Jacksonville with that 904. I've been throwing my fours up since I got to college. I'm excited."

Since being drafted by the Jaguars, he has trained at Orange Park Athletic Association, which still has a banner with his name on it along with other members of the Orange Park Cyclones, Quarterman's Pop Warner team when he was 7 years old.



76



WILL RICHARDSON JR.



POSITION: OFFENSIVE LINEMAN
HT: 6-6 | **WT:** 306 | **DOB:** 1-4-1996
COLLEGE: NORTH CAROLINA STATE
HOMETOWN: BURLINGTON, NORTH CAROLINA
ACQ: FOURTH ROUND (129TH) OF 2018 DRAFT
EXP: 3RD YEAR



@Will_MadlyLoved



@Will_MadlyLoved

TRANSACTIONS

Originally drafted by Jacksonville in the fourth round (129th overall) of the 2018 draft ... Placed on injured reserve on 10/20/18

PRO (GAMES PLAYED - 18/2)

• Third-year offensive lineman who has seen action at guard and tackle

2020 (w/ JAX - 3/0)

- **9/13 vs. IND:** Saw action on special teams
- **9/20 at TEN:** Saw action on special teams
- **9/24 vs. MIA:** Saw action on special teams and subbed in at left tackle in the fourth quarter for OL **Cam Robinson**

2019 (w/ JAX - 15/2)

Saw action in 15 games, starting two at left tackle for injured OL **Cam Robinson** during Weeks 1-2

- **9/8 vs. K.C.:** Made his NFL debut with a start at left tackle
- **9/29 at DEN.:** Saw action at right guard, rotating with OL **A.J. Cann** and aiding in RB **Leonard Fournette's** career-high 225 yards rushing and average of 7.1 yards per carry ... The team finished with 269 total net rushing yards, the second-most in franchise history
- **10/6 at CAR:** Saw 45 snaps at right guard helping RB **Leonard Fournette** eclipse the 100-yard mark in back-to-back games for the first time since Fournette's rookie season in 2017

2018 (w/ JAX - 0/0)

Inactive for the first five games of the season, before being active in Week 6 but not playing ... Placed on injured reserve on Oct. 20

COLLEGE (AT NORTH CAROLINA STATE, 2014-17)

- Appeared in 34 games with 32 starts at offensive tackle for the Wolfpack
- Started all 11 games and was named Second-Team All-ACC by the league and the Atlantic Coast Sports Media Association in 2017 and was part of an offensive line that ranked second in the Power 5 in sacks allowed
- Did not allow a sack during his senior season in 2017

PERSONAL

- Attended Cummings (Burlington, N.C.) High School, where he was a two-time Burlington Times-News All-Region Selection
- Special talents includes beat boxing
- Started a podcast in the Summer of 2020 called "The Sideline Story" and has interviewed several teammates





POSITION: OFFENSIVE LINEMAN
HT: 6-6 | **WT:** 320 | **DOB:** 10-9-1995
COLLEGE: ALABAMA
HOMETOWN: WEST MONROE, LOUISIANA
ACQ: SECOND ROUND (34TH) OF 2017 DRAFT
EXP: 4TH YEAR



@CRobinson_68



@_CRob68

TRANSACTIONS

Drafted by Jacksonville in the second round (34th overall) of the 2017 draft on choice obtained from Seattle for Jaguars' second-round (35th) and sixth-round (187th overall) picks ... Placed on injured/reserve on 9/17/18

PRO (GAMES PLAYED/STARTED - 34/34, 3/3)

• Fourth-year offensive lineman who has started in all 34 games in which he has appeared at left tackle

2020 (w/ JAX - 3/3)

- **9/13 vs. IND:** Started at left tackle and helped undrafted rookie RB **James Robinson** rush for 62 yards
- **9/20 at TEN:** Started at left tackle and helped the team rush for 165 yards
- **9/24 vs. MIA:** Started at left tackle

2019 (w/ JAX - 14/14)

Saw action and started in 14 games at left tackle after missing the first two weeks of the season with a knee injury ... Part of an offensive line that helped RB **Leonard Fournette** gain 1,674 yards from scrimmage ... Fournette became the only Jaguars player since 2011 to post at least 1,500 scrimmage yards in a single season ... Winner of the 2019 Ed Block Courage Award

- **9/29 at DEN:** Started and aided in RB **Leonard Fournette's** career-high 225 yards rushing and an average of 7.1 yards per carry ... The team finished with 269 total net rushing yards, the second-most in franchise history
- **10/6 at CAR:** Started at left tackle, helping RB **Leonard Fournette** eclipse the 100-yard mark in back-to-back games for the first time since Fournette's rookie season in 2017

2018 (w/ JAX - 2/2)

Started in the first two games of the season before having his 2018 campaign end early due to a knee injury

- **9/9 at NYG:** Started at left tackle and helped the team rush for 137 yards
- **9/16 vs. N.E.:** Started at left tackle, but left the game in the first quarter with a knee injury and did not return

2017 (w/ JAX - 15/15, 3/3)

Part of an offensive line that helped the team lead the league in rushing for the first time in franchise history and allowed a franchise-low 24 sacks

- **9/10 at HOU:** Made his NFL debut and started at left tackle and helped pave the way for the team to rush for 155 yards ... Did not allow a sack
- **9/24 vs. BAL:** Started and helped the team rush for 166 yards
- **10/8 at PIT:** Started at left tackle and helped the team rush for 231 yards
- **11/5 vs. CIN:** Started at left tackle and helped the team rush for 149 yards
- **12/10 vs. SEA:** Started at left tackle and helped the team rush for 156 yards and did not allow a sack
- **1/14 at PIT:** Started and helped the team rush for 164 yards and did not allow a sack

COLLEGE (AT ALABAMA, 2014-16)

- Started all 43 games at left tackle during his three seasons in Tuscaloosa
- Paved the way for 28 100-yard rushing performances
- Unanimous All-American and Outland Trophy winner, given annually to the nation's top interior lineman on offense or defense and in 2015
- Named First-Team All-SEC by both the conference coaches and the Associated Press
- Earned Freshman All-American honors by Sporting News and the Football Writers Association of America

PERSONAL

- Played at West Monroe (Louisiana) High School for Head Coach **Jerry Arledge**
- Parade Magazine All-American
- First-Team All-USA selection by the USA Today
- Rated as the No. 2 player in the nation by Scout.com
- ESPN rated him the No. 1 offensive tackle, No. 2 player in the state and No. 2 prospect in the ESPN 300



30



JAMES ROBINSON



POSITION: RUNNING BACK
HT: 5-9 | **WT:** 219 | **DOB:** 8-9-1998
COLLEGE: ILLINOIS STATE
HOMETOWN: ROCKFORD, ILLINOIS
ACQ: ROOKIE FREE AGENT 2020
EXP: ROOKIE



@Robinson_Jamess



@james_robinson25

TRANSACTIONS

Originally signed by Jacksonville as a rookie free agent on April 28, 2020

PRO (GAMES PLAYED/STARTED - 3/3)

• Rookie running back made the initial 53-man roster after signing with the teams as a rookie free agent

2020 (w/ JAX - 3/3)

The only undrafted player in NFL history to post at least 300 scrimmage yards and multiple TDs through three career games, and his 339 scrimmage yards are the most ever by an undrafted player through three career games ... Joins Chiefs RB **Kareem Hunt** as the only players over the last 10 seasons to post at least 300 scrimmage yards and three rushing TDs through three career games played.

- **9/13 vs. IND:** Became the first undrafted rookie running back to start on Kickoff Weekend since 1990 ... Rushed 16 times for 62 yards and added one reception for 28 yards ... His 90 scrimmage yards were the sixth-most ever by an undrafted rookie on Kickoff Weekend
- **9/20 at TEN:** Rushed 16 times for 102 yards (6.4 avg.) and his first NFL TD ... Added three receptions for 18 yards ... Became the second undrafted rookie since 1988 to post at least 100 scrimmage yards and a rushing TD in his first or second career game (Colts RB **James Munro**, 11/10/02)
- **9/24 vs. MIA:** Caught six passes for 83 yards and rushed 11 times for 46 yards and two TDs

COLLEGE (AT ILLINOIS STATE, 2016-19)

- Played in 46 games and finished career ranked No. 2 in the ISU record books in rushing yards (4,444), rushing TDs (44), all-purpose yards (5,218) and total TDs scored (46)
- Accumulated 136 total yards (80 rushing, 56 receiving) at the East-West Shrine Bowl, including a 63-yard rushing TD
- Named a consensus First-Team FCS All-American after leading the MVFC in rushing yards (1,899), yards per game (126.6) and TDs (16) in 2019
- Named Phil Steele First-Team All-American selection in 2018 after leading the MVC with 1,290 rushing yards and scoring 13 TDs
- Played in 11 games with the Redbirds in 2017 and ranked second in the MVFC and No. 11 in the FCS in rushing TDs (12) and third in the MVFC in yards (933)
- Appeared in nine games as a freshman, making two starts and rushed for 322 yards

PERSONAL

- Four-year starter at Lutheran (Rockford, Ill.) High School, where he was also a standout in basketball

REGULAR SEASON STATISTICS

YEAR	TEAM	GP/GS	RUSHING						RECEIVING					
			NO	YDS	AVG	LG	TD		NO	YDS	AVG	LG	TD	
2020	JAX	3/3	43	210	4.9	39	3		10	129	12.9	28	0	
NFL totals: 1 yr.			3/3	43	210	4.9	39	3	10	129	12.9	28	0	

2020 GAME-BY-GAME STATISTICS

DATE	OPP	RUSHING						RECEIVING					
		NO	YDS	AVG	LG	TD		NO	YDS	AVG	LG	TD	
09/13	vs. IND	16	62	3.9	12	0		1	28	28.0	28	0	
09/20	at TEN	16	102	6.4	39	1		3	18	6.0	6	0	
09/24	vs. MIA	11	46	4.2	11	2		6	83	13.8	24	0	
10/04	at CIN												
10/11	at HOU												
10/18	vs. DET												
	BYE WEEK												
11/01	at LAC												
11/08	vs. HOU												
11/15	at G.B.												
11/22	vs. PIT												
11/29	vs. CLE												
12/06	at MIN												
12/13	vs. TEN												
12/20	at BAL												
12/27	vs. CHI												
01/03	at IND												
2020 totals:		43	210	4.9	39	3		10	129	12.9	28	0	

NOTE THE QUOTES: ON JAMES ROBINSON

"They can run routes pretty good and their vision is amazing, especially James. I think he's one of those guys to me, in my opinion, that probably has the best vision out of all of us and it's be great to see a young guy like that be able to come in and be able to make the plays and hit the holes that he's been able to hit. I'm excited."

- RB Chris Thompson

JOE SCHOBERT



POSITION: LINEBACKER
HT: 6-1 | **WT:** 245 | **DOB:** 11-6-93
COLLEGE: WISCONSIN
HOMETOWN: WAUKESHA, WISCONSIN
ACQ: UNRESTRICTED FREE AGENT (CLE) 2020
EXP: 5TH YEAR



@TheSchoGoesOn53



@TheSchoGoesOn

TRANSACTIONS

Originally drafted by Cleveland in the fourth round (99th overall) of the 2016 NFL Draft ... Signed as an unrestricted free agent by Jacksonville on 4/15/20

PRO (GAMES PLAYED/STARTED - 64/52)

- Fifth-year linebacker who has appeared in 64 games and career totals include 420 tackles (259 solo), 20 passes defended, 8.5 sacks, seven forced fumbles and six INTs
- Since 2017, Schobert's 404 tackles are the third-most in the NFL

2020 (w/ JAX - 3/3)

- 9/13 vs. IND:** Started at linebacker and tallied eight tackles, including one for loss, in his Jaguars debut
- 9/20 at TEN:** Started at linebacker and made 10 tackles (six solo)
- 9/24 vs. MIA:** Started at linebacker and collected eight tackles, including one tackle for loss

2019 (w/ CLE - 16/16)

Started all 16 games and registered a team-leading 133 tackles and two forced fumbles ... Posted career highs in passes defended (nine) and INTs (four) ... Only player in the NFL in 2019 to tally at least 130 tackles and at least four INTs ... Recorded five games with double-digit tackles

- 9/16 at NYJ:** Totaled 13 tackles and one forced fumble in a 23-3 victory
- 9/29 at BAL:** Recorded a team-leading 16 tackles and 1.0 sack
- 11/14 at PIT:** Totaled 10 tackles, four passes defended and a career-high two INTs
- 11/24 vs. MIA:** Earned AFC Defensive Player of the Week and became the sixth linebacker in NFL history and first since 2005 to have at least two INTs in consecutive games ... Recorded four tackles, four passes defended and two INTs

2018 (w/ CLE - 13/13)

Played in 13 games and recorded 103 tackles, six passes defended, 3.0 sacks, two forced fumbles, two fumble recoveries and one INT

- 9/20 vs. NYJ:** Totaled seven tackles, two passes defended and intercepted QB Sam Darnold with fewer than two minutes remaining to secure the win
- 9/30 at OAK:** Registered a season-high 14 tackles and 1.0 sack
- 10/7 vs. BAL:** Tallied nine tackles, two passes defended and one forced fumble
- 12/23 vs. CIN:** Recorded three tackles, 1.0 sack and one forced fumble

2017 (w/ CLE - 16/16)

Selected to the Pro Bowl after playing every defensive snap and finishing second in the NFL with 142 tackles ... Started all 16 games at middle linebacker and added four passes defended, 3.0 sacks, three forced fumbles and one INT

- 10/29 vs. MIN:** Tallied 12 tackles (11 solo), one forced fumble and one INT on the Vikings' opening drive to set up a Browns TD
- 11/19 vs. JAX:** Tallied 11 tackles and one forced fumble
- 11/26 at CIN:** Registered a season-high-tying 13 tackles (10 solo)
- 12/3 at LAC:** Posted 12 tackles and a strip-sack on QB Phillip Rivers

2016 (w/ CLE - 16/4)

Played in 16 games as a rookie and totaled 16 tackles on defense and a team-leading 12 special teams tackles

COLLEGE (AT WISCONSIN, 2012-15)

- Played in 45 career games (28 starts) at Wisconsin and amassed 172 tackles, 13.5 sacks and seven forced fumbles
- Earned All-American honors in 2015 and was named the team MVP after totaling 79 tackles, 9.5 sacks and five forced fumbles
- Started all 14 games as a junior, recording 69 tackles, seven passes defended, two forced fumbles and one fumble recovery
- Played in all 13 games as a sophomore in 2013 and made one start and tallied 24 tackles, three passes defended and 1.0 sack
- Played in five games as a freshman in 2012
- Majored in forest science

PERSONAL

- He and his wife, Megan, welcomed their first son, Simon, in March of 2020
- The family has one dog, Loui. A lab, great dane, terrier and chow chow mix, Loui was named because he was originally a rescue dog from Louisiana

following flooding in the area.

- Is a skilled dunker and won the Wisconsin Football Coaches Association All-Star Game dunk contest after a between-the-legs throw down
- Favorite band is One Republic and favorite TV shows are Parks and Recreation and the Office
- Knows how to juggle and enjoys fishing and golfing

REGULAR SEASON STATISTICS

YEAR	TEAM	GP/GS	TKL	SOLO	ASST	SACKS	FF	FR	PD	TFL	INT
2016	CLE	16/4	16	11	5	0.5	0	0	1	1	0
2017	CLE	16/16	142	85	57	3.0	3	0	4	4	1
2018	CLE	13/13	103	57	46	3.0	2	2	6	3	1
2019	CLE	16/16	133	89	44	2.0	2	1	9	7	4
2020	JAX	3/3	26	17	9	0.0	0	0	0	2	0
NFL totals: 5 yrs.		64/52	420	259	161	8.5	7	3	20	17	6

Single Game Career Highs

Tackles:

16 (9/29/19 at BAL)

Tackles for loss:

2 (three times; last: 11/14/19 vs. PIT)

Forced fumbles:

1 (seven times; last: 11/3/19 at DEN)

Fumble recoveries:

2 (9/9/18 vs. PIT)

Passes defended:

4 (two times; last: 11/24/19 vs. MIA)

Interceptions:

2 (two times; last: 11/24/19 vs. MIA)

Additional Statistics: 10 special teams tackles

2020 GAME-BY-GAME STATISTICS

DATE	OPP	TKL	SOLO	ASST	SACKS	FF	FR	PD	TFL	INT
09/13	vs. Indianapolis	8	5	3	0.0	0	0	0	1	0
09/20	at Tennessee	10	6	4	0.0	0	0	0	0	0
09/24	vs. Miami	8	6	2	0.0	0	0	0	1	0
10/04	at Cincinnati									
10/11	at Houston									
10/18	vs. Detroit									
	BYE WEEK									
11/01	at L.A. Chargers									
11/08	vs. Houston									
11/15	at Green Bay									
11/22	vs. Pittsburgh									
11/29	vs. Cleveland									
12/06	at Minnesota									
12/13	vs. Tennessee									
12/20	at Baltimore									
12/27	vs. Chicago									
01/03	at Indianapolis									
2020 totals:		26	17	9	0.0	0	0	0	2	0

24



JOSIAH SCOTT



POSITION: CORNERBACK
HT: 5-9 | **WT:** 185 | **DOB:** 4-5-1999
COLLEGE: MICHIGAN STATE
HOMETOWN: HAMILTON, OHIO
ACQ: FOURTH ROUND (137TH) IN 2020 DRAFT
EXP: ROOKIE



@JosiahScott7



@JosiahScott22

OVERVIEW

Originally drafted by Jacksonville in the fourth round (137th overall) in the 2020 draft

PRO (GAMES PLAYED/STARTED - 0/0)

2020 (w/ JAX)

- **9/13 vs. IND:** Dressed but did not play
- **9/20 at TEN:** Inactive
- **9/24 vs. MIA:** Inactive

COLLEGE (AT MICHIGAN STATE, 2017-19)

- Three-year letterwinner played in 30 career games, all starting assignments at cornerback
- Closed his career ranked tied for 12th in MSU history with 32 passes defended
- Recorded 98 tackles, including two for losses ... Added two forced fumbles and one fumble recovery
- Member of the team's Eagles Leadership Council
- Elected for forgo his senior season to enter the 2020 draft

2019 (junior at Michigan State - 13)

Started all 13 games at cornerback and earned All-Big Ten Second Team by the media and honorable mention by the coaches ... Named MSU's winner of the Jim Adams Award for the team's unsung hero on defense ... Tied for second in the Big Ten with a team- and career-high three INTs ... Led the Spartans with 11 passes defended

- **10/5 vs. Ohio State:** Totaled a career-high 12 tackles and added an INT that he returned for 34 yards

HIGH SCHOOL (AT FAIRFIELD H.S., 2012-15)

- Recorded 48 tackles, 10 passes defended, five INTs, four tackles for loss, three blocked punts, two defensive TDs, two fumble recoveries and one forced fumble as a senior
- Named to The Associated Press 2016 Division I All-Ohio Team (special mention)

PERSONAL

- Son of **Oliver** and **Danielle Scott**
- Was nicknamed "The Gnat" in college for his ball-hawking tendencies
- Fourth member of his family to play college football
- His brothers, **Isaiah** and **Joshua**, helped Mount Union win a Division III National Championship in 2012
- His brother, **Elijah**, was a linebacker on the 2017 Division III National Championship team at Mount Union

REGULAR SEASON STATISTICS

YEAR	TEAM	GP/GS	TKL	SOLO	ASST	SACKS	FF	FR	PD	INT
2020	JAX	0/0	0	0	0	0.0	0	0	0	0
NFL totals: 1 yr.		0/0	0	0	0	0.0	0	0	0	0

2020 GAME-BY-GAME STATISTICS

DATE	OPP	TKL	SOLO	ASST	SACKS	FF	FR	PD	INT
09/13	vs. Indianapolis								Did not play
09/20	at Tennessee								Inactive
09/24	vs. Miami								Inactive
10/04	at Cincinnati								
10/11	at Houston								
10/18	vs. Detroit								
	BYE WEEK								
11/01	at L.A. Chargers								
11/08	vs. Houston								
11/15	at Green Bay								
11/22	vs. Pittsburgh								
11/29	vs. Cleveland								
12/06	at Minnesota								
12/13	vs. Tennessee								
12/20	at Baltimore								
12/27	vs. Chicago								
01/03	at Indianapolis								
2020 totals:		0	0	0	0.0	0	0	0	0



69



TYLER SHATLEY

POSITION: OFFENSIVE LINEMAN
HT: 6-3 | **WT:** 310 | **DOB:** 5-5-1991
COLLEGE: CLEMSON
HOMETOWN: ICARD, NORTH CAROLINA
ACQ: ROOKIE FREE AGENT 2014
EXP: 6TH YEAR



@Tyler_Shatley



@Tyler.Shatley

TRANSACTIONS

Originally signed by Jacksonville as an undrafted rookie on 5/12/14 ... Re-signed with Jacksonville on 3/29/19

PRO (GAMES PLAYED/STARTED - 81/16, 3/0)

- Sixth-year veteran has appeared in 81 games and made 16 starts during his six-year career
- Was one of three undrafted rookies to make the opening day roster in 2014

2020 (w/ JAX - 3/1)

- **9/13 vs. IND:** Saw action on special teams
- **9/20 at TEN:** Saw action at center, replacing OL **Brandon Linder** after he left the game with a knee injury in the third quarter, and on special teams ... Helped the team rush for 165 yards
- **9/24 vs. MIA:** Started at center for OL **Brandon Linder** (knee)

2019 (w/ JAX - 16/0)

Appeared in all 16 games, primarily assisting on special teams

2018 (w/ JAX - 16/7)

Stepped in as the starting center after OL **Brandon Linder** was placed on injured reserve prior to Week 11

- **11/11 at IND:** Saw action at center in relief of Linder beginning in the third quarter and did not allow a sack while playing 38 offensive plays
- **11/18 vs. PIT:** Started at center and helped the team rush for 179 yards after taking over for Linder
- **11/25 at BUF:** Started at center and helped the team rush for 226 yards

2017 (w/ JAX - 16/4, 3/0)

Part of an offensive line that helped the team lead the league in rushing for the first time in franchise history and allowed a franchise-low 24 sacks

- **11/5 vs. CIN:** Started at center and helped the team rush for 149 yards ... Part of a unit that did not allow a sack for the third time this season
- **11/12 vs. LAC:** Saw extensive action at left guard and helped the team rush for 135 yards and served as the team's long snapper on FGs after LS **Matt Overton** exited the game with a shoulder injury ... Snapped for the game-tying and game-winning FGs

2016 (w/ JAX - 16/4)

Made two starts at center and two at left guard while seeing action in all 16 games

- **9/25 vs. BAL:** Started at center and played in all 66 offensive snaps
- **1/1 at IND:** Started at left guard, helping the team rush for 182 yards

2015 (w/ JAX - 13/0)

Saw action in 13 games, primarily on special teams

2014 (w/ JAX - 1/0)

Earned spot on opening day roster after joining club as a rookie free agent ... Was inactive for 15 games

- **11/9 vs. DAL:** Made NFL debut and played right guard for the entire second half

COLLEGE (AT CLEMSON 2009-13)

- Began his career as a fullback for the Tigers, before moving to the defensive line in 2010 and the offensive line in the spring of 2012
- Played in 51 games with 27 starts
- Started 25 games on offense over his final two seasons and registered 60 knockdowns on 1,776 snaps
- As a senior in 2013, was a team captain and earned Third-Team All-ACC honors
- As a junior in 2013, named a Strength & Conditioning All-American by the NSCA
- Graduated with a degree in civil engineering



10



LAVISKA SHENAULT JR.



POSITION: WIDE RECEIVER
HT: 6-1 | **WT:** 227 | **DOB:** 10-5-1998
COLLEGE: COLORADO
HOMETOWN: DESOTO, TEXAS
ACQ: SECOND ROUND (42ND) OF 2020 NFL DRAFT
EXP: ROOKIE



@Viska2Live



@HunchoViska

OVERVIEW

Originally drafted by Jacksonville in the second round (42nd overall) of the 2020 draft ... Pronounced *Lu-visk-uh Shuh-nault*

PRO (GAMES PLAYED/STARTED - 3/2)

2020 (w/ JAX - 3/2)

- **9/13 vs. IND:** Started at wide receiver in his NFL debut and posted three receptions for 37 yards and one TD ... Only rookie wide receiver to catch a TD pass in Week 1
- **9/20 at TEN:** Totaled 72 scrimmage yards (37 rushing and 35 receiving) on eight touches (five rushes and three receptions)
- **9/24 vs. MIA:** Posted 33 receiving yards on five receptions

COLLEGE (AT COLORADO, 2017-19)

- Declared for the draft following his junior season after appearing in 32 games and catching 149 career passes for 1,943 yards and 10 TDs ... Added 42 rushes for 280 yards and seven TDs
- Finished his career ranked eighth in school history in all-time receptions (149) and 11th in all-time receiving yards (1,943)
- Scored a rushing and receiving TD in the same game five times during his career becoming the only player in school history to score two rushing TDs and two receiving TDs in the same game
- Totaled eight 100-yard receiving games, the fifth-most in school history
- Earned the Zach Jordan Award twice (2018 and 2019), presented annually to the school's most valuable player

PERSONAL

- Played at DeSoto (Texas) High School and caught 46 passes for 825 yards and nine TDs as a senior
- Has grown his hair as a tribute to his father, Laviska Sr., who died when he was 10 years old
- Said his goal as an NFL player is to be a mix of **Larry Fitzgerald**, **Julio Jones** and **Jarvis Landry**
- Favorite musical artist is **Lil Baby**
- Represented by Klutch Sports, the same agency as LeBron James
- Favorite movie is the Kingsman and is very interested in film
- Other hobbies include video games, Sudoku and pick-up basketball games
- Spent time volunteering in high school to honor local veterans
- His cousin, Khari Harden, played two seasons (2013-14) at Auburn

REGULAR SEASON STATISTICS

YEAR	TEAM	GP/GS	RUSHING					RECEIVING					
			NO	YDS	AVG	LG	TD	NO	YDS	AVG	LG	TD	
2020	JAX	3/2	8	48	6.0	14	0	11	105	9.5	18	1	
NFL totals: 1 yr.			3/2	8	48	6.0	14	0	11	105	9.5	18	1

2020 GAME-BY-GAME STATISTICS

DATE	OPP	RUSHING					RECEIVING				
		NO	YDS	AVG	LG	TD	NO	YDS	AVG	LG	TD
09/13	vs. IND	2	10	5.0	5	0	3	37	12.3	18	1
09/20	at TEN	5	37	7.4	14	0	3	35	11.7	14	0
09/24	vs. MIA	1	1	1.0	1	0	5	33	6.6	16	0
10/04	at CIN										
10/11	at HOU										
10/18	vs. DET										
	BYE WEEK										
11/01	at LAC										
11/08	vs. HOU										
11/15	at G.B.										
11/22	vs. PIT										
11/29	vs. CLE										
12/06	at MIN										
12/13	vs. TEN										
12/20	at BAL										
12/27	vs. CHI										
01/03	at IND										
2020 totals:		8	48	6.0	14	0	11	105	9.5	18	1

NOTE THE QUOTES: ON LAVISKA SHENAULT JR.

"I think with a player like **Laviska Shenault Jr.**, we feel there are multiple areas where he can make plays. You may not have known about him before, but you may have seen a couple of highlights they showed where he was a Wildcat quarterback and lined up in the backfield as a running back and moved all over. He is just a tough guy. He does not run out of bounds. He breaks tackles. He can really do a lot of things. He is physical, he is fast. The guy is a definite playmaker."

- HC Doug Marrone

"I can promise you that no one's gonna outwork me on the practice field. And no one's gonna want it more than I do when it's crunch time and you need a big play ... If you're looking for a tough player who takes pride in his route-running, knows how to make contested catches, can run after the catch, break tackles, play through pain and who will physically and willingly block any defender ... I would love to be part of your team."

"From the get go, it's a dog's mindset that you have to go into every day. I'm just trying to work, that's the mindset: work, work, work."

- WR Laviska Shenault Jr.

"I see a lot of power - strong runner after the catch. You know, he reminds me a little bit of **Anquan Boldin** after the catch, the way he gets in and out, the way he breaks his tackles, on film I saw that. Now, being up close to him, he has that power of **Andre Johnson**. I've also seen him work every day. I don't want to put those shoes out there for him because those are some big shoes to fill, but he has that type of body type. I'm looking forward to seeing this kid play. I recruited him when I was at Maryland. I know who he is, I know where he comes from, I know that type of football player he is, it means a lot to him. He's kind of quiet, but it means a lot to him and I appreciate that."

- Wide Receivers Coach Keenan McCardell

"I am super excited. I remember playing against him in 2018 and he was kind of banged up in our game, which I was not upset about because he was the type of guy that every time he touched the ball you just got nervous because you knew he could break it. We had seen it on tape and at that point he was going to be in the talks for the Heisman until he got injured that year. He is a very special player. I am excited for him. He is just the type of guy that you get the ball in his hands and good things tend to happen."

- QB Gardner Minshew II

"He is a phenomenal player. He is a great kid. He's easy to get along with, he has a great smile and he's a great teammate. From an athletic standpoint, he's a complete freak show. There are not many guys that are going to look like him. He is built like an outside linebacker, but he has the skills of any receiver - slot receiver, outside receiver, you can line him up in the backfield, in the wildcat, he lined up at the tight end position. His versatility is incredible, and he is a young guy with his best football ahead of him. The Jaguars got a phenomenal player."

- Michigan State HC and former Colorado HC Mel Tucker





POSITION: DEFENSIVE LINE
HT: 6-3 | **WT:** 264 | **DOB:** 3-2-1995
COLLEGE: ILLINOIS
HOMETOWN: GROVEPORT, OHIO
ACQ: THIRD ROUND (68TH) OF 2017 DRAFT
EXP: 4TH YEAR



@BigSmoot_94



@BigSmoot_94

OVERVIEW

Originally drafted by Jacksonville in the third round (68th overall) of the 2017 draft ... Pronounced **duh-WAHN**

PRO (GAMES PLAYED/STARTED - 43/0, 3/0)

Fourth-year defensive lineman has played in 43 career games, amassing 37 tackles (27 solo), nine tackles for loss and 6.0 sacks

2020 (w/ JAX - 3/0)

- **9/13 vs. IND:** Saw action on the defensive line and recorded one quarterback hit
- **9/20 at TEN:** Saw action on the defensive line and tallied one tackle
- **9/24 vs. MIA:** Saw action on the defensive line

2019 (w/ JAX - 16/0)

Appeared in all 16 games, amassing career highs with 17 tackles (12 solo), 6.0 sacks and one fumble recovery

- **9/19 vs. TEN:** Posted three tackles (two solo) including his first two career sacks
- **12/22 at ATL:** Saw action at defensive end and notched 1.0 sack
- **12/29 vs. IND:** Posted two tackles, 1.0 sack and one fumble recovery

2018 (w/ JAX - 8/0)

- **11/11 at IND:** Made his season debut and recorded one tackle
- **12/2 vs. IND:** Saw action on the defensive line, posting two tackles (one solo)
- **12/16 vs. WAS:** Recorded one tackle for loss

2017 (w/ JAX - 16/0, 3/0)

- **9/10 at HOU:** Made his NFL debut and recorded one solo tackle
- **9/24 vs. BAL:** Saw action at defensive end and recorded two solo tackles
- **11/19 at CLE:** Recorded two tackles (one solo) and assisted on one special teams tackle
- **11/26 at ARI:** Recorded two solo tackles and two solo special teams tackles

COLLEGE (AT ILLINOIS, 2013-16)

- Finished his career with 24 straight starts
- Tied for sixth in Illinois history with 38.5 tackles for a loss and eighth with 16.5 career sacks
- Named team captain as a senior, starting all 12 games at defensive tackle and totaled 56 tackles, 15 for a loss, 10 QB pressures, 5.0 sacks, two forced fumbles and one pass defended
- Recorded 8.0 sacks in his junior year

PERSONAL

- Goes by "D.J."
- Attended Groveport Madison (Ohio) High School
- In his final two seasons, totaled 204 tackles, 24.0 sacks, five forced fumbles, four passes defended and one fumble recovery
- Earned defensive MVP at Madison his junior and senior years
- Has his own personal YouTube channel, 'Smoot TV', that chronicles his NFL journey on and off the field

REGULAR SEASON STATISTICS

YEAR	TEAM	GP/GS	TKL	SOLO	ASST	SACKS	FF	FR	PD	TFL
2017	JAX	16/0	15	11	4	0.0	0	0	0	2
2018	JAX	8/0	4	3	1	0.0	0	0	0	1
2019	JAX	16/0	17	12	5	6.0	0	1	0	6
2020	JAX	3/0	1	1	0	0.0	0	0	0	0
NFL totals: 4 yrs.		43/0	37	27	10	6.0	0	1	0	9

Single Game Career Highs

Tackles:

3 (9/19/19 vs. TEN)

Sacks:

2.0 (9/19/19 vs. TEN)

Tackles for loss:

2 (9/19/19 vs. TEN)

Fumble recoveries:

1 (12/29/19 vs. IND)

POSTSEASON CAREER STATISTICS

YEAR	TEAM	GP/GS	TKL	SOLO	ASST	SACKS	FF	FR	PD	TFL
2017	JAX	3/0	0	0	0	0.0	0	0	0	0
NFL totals: 4 yrs.		3/0	0	0	0	0.0	0	0	0	0

2020 GAME-BY-GAME STATISTICS

DATE	OPP	TKL	SOLO	ASST	SACKS	FF	FR	PD	TFL
09/13	vs. Indianapolis	0	0	0	0.0	0	0	0	0
09/20	at Tennessee	1	1	0	0.0	0	0	0	0
09/24	vs. Miami	0	0	0	0.0	0	0	0	0
10/04	at Cincinnati								
10/11	at Houston								
10/18	vs. Detroit								
	BYE WEEK								
11/01	at L.A. Chargers								
11/08	vs. Houston								
11/15	at Green Bay								
11/22	vs. Pittsburgh								
11/29	vs. Cleveland								
12/06	at Minnesota								
12/13	vs. Tennessee								
12/20	at Baltimore								
12/27	vs. Chicago								
01/03	at Indianapolis								
2020 totals:		1	1	0	0.0	0	0	0	0

75



JAWAAN TAYLOR



POSITION: OFFENSIVE LINEMAN
HT: 6-5 | **WT:** 312 | **DOB:** 11-25-1997
COLLEGE: FLORIDA
HOMETOWN: COCOA, FLORIDA
ACQ: SECOND ROUND (35TH) OF 2019 DRAFT
EXP: 2ND YEAR



@Jawaan_Taylor74



@Jawaan.

TRANSACTIONS

Originally drafted by Jacksonville in the second round (35th overall) of the 2019 draft

PRO (GAMES PLAYED/STARTED - 19/19)

Second-year offensive lineman started in all 19 games at right tackle en route to PFF All-Rookie Team honors

2020 (w/ JAX - 3/3)

- **9/13 vs. IND:** Started at right tackle and helped undrafted rookie RB **James Robinson** rush for 62 yards
- **9/20 at TEN:** Started at right tackle and helped the team rush for 165 yards
- **9/24 vs. MIA:** Started at right tackle

2019 (w/ JAX - 16/16)

Started in all 16 games, becoming the first Jaguars rookie on offense to start in all 16 games since OL **Maurice Williams** in 2001 ... Part of an offensive line that helped RB **Leonard Fournette** gain 1,674 yards from scrimmage ... Fournette became the only Jaguars player since 2011 to post at least 1,500 scrimmage yards in a single season

- **9/8 vs. K.C.:** Started at right tackle in his NFL debut
- **9/19 vs. TEN:** Started at right tackle and played all 54 offensive snaps
- **9/29 at DEN:** Started and helped RB **Leonard Fournette** gain a career-high 225 yards rushing and an average of 7.1 yards per carry ... The team averaged 269 total net rushing yards, the second-most in franchise history
- **10/6 at CAR:** Started at right tackle, helping RB **Leonard Fournette** eclipse the 100 yard mark in back-to-back games for the first time since his rookie season in 2017
- **10/20 at CIN:** Started at right tackle, paving the way for RB **Leonard Fournette's** 131 yards rushing

COLLEGE (AT FLORIDA, 2016-18)


- Did not miss a game in his three-year career for the Gators, playing in all 37 games with 35 starts (33 at RT, 2 at LT)
- Was part of a Gator offensive line in 2018 that allowed 18 sacks, the 20th-fewest in the NCAA and third-fewest in the SEC, garnering Second-Team All-SEC accolades from Athlon Sports
- Declared for the NFL Draft following his junior season

PERSONAL

- Attended Cocoa (Fla.) High School
- Member of the 2015 Florida Class 4A First Team All-State
- As a senior, helped his team to a 10-3 record and reach the Class 4A State Semifinals
- Son of Robert and **Wendy Taylor**
- Learned to play the drums in church
- Avid fisherman and caught a 400 lb. goliath grouper while fishing in 2020



20



DANIEL THOMAS



POSITION: SAFETY
HT: 5-10 | **WT:** 215 | **DOB:** 7-1-1998
COLLEGE: AUBURN
HOMETOWN: MONTGOMERY, ALABAMA
ACQ: 5TH ROUND (157TH) OF THE 2020 DRAFT
EXP: ROOKIE



@Gamechanger021



@Daniel_dt21

OVERVIEW

Originally drafted by Jacksonville in the fifth round (157th overall) of the 2020 draft

PRO (GAMES PLAYED/STARTED - 3/0)

2020 (w/ JAX - 3/0)

- **9/13 vs. IND:** Saw action on special teams in his NFL debut and made one special teams tackle
- **9/20 at TEN:** Recorded one special teams tackle
- **9/24 vs. MIA:** Saw action on special teams

COLLEGE (AT AUBURN, 2016-19)

- Played 51 games at Auburn during his four-year career, amassing 199 tackles (124 solo), 13 passes defended, 9.0 tackles for loss, five INTs, three forced fumbles and two fumble recoveries
- Two-year starter at safety who was also a team captain during his senior campaign in 2019

2019 (senior at Auburn - 13)

Tied a career high with 74 tackles and posted a career-best 5.5 tackles for loss ... Led the team in tackles in three contests (**9/7 vs. Tulane**, **9/28 vs. Mississippi State** and **11/2 vs. Ole Miss**)

- **10/26 at LSU:** Tied a career-high 12 tackles against the top-ranked Tigers
- **1/1/20 vs. Minnesota:** Posted five tackles, including one tackle for loss, in the 2020 Outback Bowl

PERSONAL

- Attended Robert E. Lee (Alabama) High School, where he recorded 87 tackles, seven INTs, five tackles for loss, three punt return TDs and two INT returns for a TD
- Also played basketball, track and tennis
- Son of **Regina** and **Stanley Thomas**
- Has three brothers: **Davy**, **Mario** and **Joshua**
- Received the 2019 Hard-Fighting Soldier Award for his leadership in Fellowship of Christian Athletes amid adversity

REGULAR SEASON STATISTICS

YEAR	TEAM	GP/GS	TKL	SOLO	ASST	SACKS	FF	FR	PD	INT
2020	JAX	3/0	0	0	0	0.0	0	0	0	0
NFL totals: 1 yr.		3/0	0	0	0	0.0	0	0	0	0

2020 GAME-BY-GAME STATISTICS

DATE	OPP	TKL	SOLO	ASST	SACKS	FF	FR	PD	INT
09/13	vs. Indianapolis	0	0	0	0.0	0	0	0	0
09/20	at Tennessee	0	0	0	0.0	0	0	0	0
09/24	vs. Miami	0	0	0	0.0	0	0	0	0
10/04	at Cincinnati								
10/11	at Houston								
10/18	vs. Detroit								
	BYE WEEK								
11/01	at L.A. Chargers								
11/08	vs. Houston								
11/15	at Green Bay								
11/22	vs. Pittsburgh								
11/29	vs. Cleveland								
12/06	at Minnesota								
12/13	vs. Tennessee								
12/20	at Baltimore								
12/27	vs. Chicago								
01/03	at Indianapolis								
2020 totals:		0	0	0	0.0	0	0	0	0

Additional statistics: two special teams tackles





CHRIS THOMPSON



POSITION: RUNNING BACK
HT: 5-8 | **WT:** 195 | **DOB:** 10-20-1990
COLLEGE: FLORIDA STATE
HOMETOWN: GREENVILLE, FLORIDA
ACQ: FREE AGENT 2020
EXP: 8TH YEAR



@ChrisThompson_4



@CThompson25

TRANSACTIONS

Originally drafted by Washington in the fifth round (154th overall) of the 2013 draft ... Waived on 8/30/14 ... Signed by Washington to the practice squad on 8/31/14 ... Promoted to the 53-man active roster on 12/11/14 ... Signed by Jacksonville as a free agent on 5/13/20

PRO (GAMES PLAYED/STARTED - 69/1, 1/0)

- Eighth-year running back has played in 69 games with Washington and Jacksonville
- Career totals include 254 rushes for 1,204 yards with five rushing TDs and 222 receptions for 1,833 yards with 11 receiving TDs

2020 (w/ JAX - 3/0)

- **9/13 vs. IND:** Saw action at running back in his Jaguars debut and posted two receptions for 6 yards
- **9/20 at TEN:** Rushed two times for 7 yards and tallied three receptions for 20 yards, including a 14-yard TD catch to tie the game in the fourth quarter
- **9/24 vs. MIA:** Gained 35 receiving yards on five attempts

2019 (w/ WAS - 11/0)

Appeared in 11 games and finished the season with 516 scrimmage yards (138 rushing on 37 attempts and 378 receiving yards on 42 receptions)

2018 (w/ WAS - 10/0)

Winner of the team's Ed Block Courage Award after returning from season-ending leg injury in 2017 ... Media Good Guy Award winner ... Played in 10 games compiling 446 all-purpose yards ... Registered 178 rushing yards on 43 attempts and 268 yards and a TD on 41 receptions

- **9/9 at ARI:** Recorded 65 rushing yards on five attempts and notched six receptions for 63 yards with one TD in his return from injury
- **9/16 vs. IND:** Posted 13 receptions and finished with 92 receiving yards

2017 (w/ WAS - 10/1)

Saw action in 10 games with one start, rushing for 294 yards on 64 attempts with two rushing TDs and recording career highs in receiving yards (510) and receiving TDs (four) on 39 receptions ... Led the team in both rushing and receiving yards, the only player in the NFL at the time to lead a team in both categories before suffering a season-ending injury on **11/19 at N.O.** ... Led all NFL running backs with 13.1 yards per catch (min. 30 receptions), the highest by any NFL running back with at least 35 receptions since 49ers RB **Garrison Hearst** in 1998 ... Was one of six players with at least 275 rushing yards and at least 500 receiving yards, joining RBs **Todd Gurley II**, **Le'Veon Bell**, **Alvin Kamara**, **Christian McCaffrey** and **Duke Johnson Jr.**

- **9/17 at LAR:** Rushed three times and posted career highs in rushing yards (77) and rushing TDs (two) ... Scored his second TD of the game on a career-long 61-yard run
- **9/24 vs. OAK:** Caught six passes for 150 yards and a TD and added eight carries for 38 yards ... His 150 receiving yards were the most by a running back since Steelers RB **Le'Veon Bell** in Week 13 of the 2014 season

2016 (w/ WAS - 16/0)

Played in all 16 games for the first time in his career, posting career highs in rushing attempts (68), rushing yards (356), rushing TDs (three) and receptions (49) ... Was one of two players in the NFL to record at least 60 carries, 40 receptions and 15 kickoff returns (Packers RB **Ty Montgomery**)

- **10/2 vs. CLE:** Rushed three times for 24 yards, caught two passes for 16 yards and had a 26-yard kick return ... Caught the go-ahead 5-yard TD in the fourth quarter
- **12/24 at CHI:** Recorded the first multi-TD game of his career, rushing three times for 20 yards with a rushing TD and catching one pass for a 17-yard TD

2015 (w/ WAS - 13/0)

Appeared in 13 games, rushing 35 times for 216 yards and recording 35 receptions for 240 yards with two receiving TDs

- **1/3/16 vs. G.B.:** Recorded eight receptions for 89 yards in NFC Wild Card game

2014 (w/ WAS - ps, 2/0)

Spent the first 14 weeks of the season on the team's practice squad before being promoted to the active roster on Dec. 11

- **12/14 at NYG:** Made his season debut, scoring a TD on the first reception of his career

2013 (w/ WAS - 4/0)

Played in four games as a rookie as a kick and punt returner ... Returned eight kickoffs for 160 yards and seven punts for 36 yards

COLLEGE (AT FLORIDA STATE, 2009-12)

- Appeared in 38 games with eight starts in Tallahassee, rushing 277 times for 1,735 yards with 14 rushing TDs ... Added 45 receptions for 430 yards with one receiving TD
- Co-winner of the Atlantic Coast Conference's Brian Piccolo Award as the Most Courageous Player in 2012 after returning from two broken vertebrae in his back suffered in October 2011
- Given Leadership Award on the offense at the team's annual banquet in 2012

PERSONAL

- Ranked by Rivals as the nation's second-best all-purpose player coming out of Madison County (Fla.) High School
- Rushed for 2,300 yards and 33 TDs en route to the state championship game in 2007
- Sprinter who logged his personal-best time of 10.4 in the 100 meter dash as a senior
- Has one daughter, Kali Neyah, who was born in December 2019

REGULAR SEASON STATISTICS

YEAR	TEAM	GP/GS	RUSHING					RECEIVING				
			NO	YDS	AVG	LG	TD	NO	YDS	AVG	LG	TD
2013	WAS	4/0	0	0	-	-	0	0	0	-	-	0
2014	WAS	2/0	3	12	4.0	7	0	6	27	4.5	9	1
2015	WAS	13/0	35	216	6.2	42	0	35	240	6.9	23	2
2016	WAS	16/0	68	356	5.2	25	3	49	349	7.1	38	2
2017	WAS	10/1	64	294	4.6	61	2	39	510	13.1	74	4
2018	WAS	10/0	43	178	4.1	16	0	41	268	6.5	23	1
2019	WAS	11/0	37	138	3.7	16	0	42	378	9.0	39	0
2020	JAX	3/0	4	10	2.5	5	0	10	61	6.1	14	1
Career totals:		69/1	254	1,204	4.7	61	5	222	1,833	8.3	74	11

Single Game Career Highs

Rushing attempts:
16 (10/15/17 vs. S.F.)

Rushing yards:
77 (9/17/17 at LAR)

Longest rush:
61 (9/17/17 at LAR)

Rushing TDs:
2 (9/17/17 at LAR)

Receptions:
13 (9/16/18 vs. IND)

Receiving yards:
150 (9/24/17 vs. OAK)

Longest reception:
74 (9/24/17 vs. OAK)

Receiving TDs:
1 (11 times; last: 9/20/20 at TEN)

Scrimmage yards:
188 (9/24/17 vs. OAK)

Scrimmage TDs:
2 (two times; last: 9/17/17 at LAR)

Additional statistics: seven punt returns for 36 yards and 37 kickoff returns for 748 yards

POSTSEASON STATISTICS

YEAR	TEAM	GP/GS	RUSHING					RECEIVING				
			NO	YDS	AVG	LG	TD	NO	YDS	AVG	LG	TD
2015	WAS	1/0	1	25	25.0	25	0	8	89	11.1	38	0
Career totals:		1/0	1	25	25.0	25	0	8	89	11.1	38	0

2020 GAME-BY-GAME STATISTICS

DATE	OPP	RUSHING					RECEIVING				
		NO	YDS	AVG	LG	TD	NO	YDS	AVG	LG	TD
09/13	vs. IND	0	0	0.0	0	0	2	6	3.0	4	0
09/20	at TEN	2	7	3.5	5	0	3	20	6.7	14	1
09/24	vs. MIA	2	3	1.5	4	0	5	35	7.0	9	0
10/04	at CIN										
10/11	at HOU										
10/18	vs. DET										
	BYE WEEK										
11/01	at LAC										
11/08	vs. HOU										
11/15	at G.B.										
11/22	vs. PIT										
11/29	vs. CLE										
12/06	at MIN										
12/13	vs. TEN										
12/20	at BAL										
12/27	vs. CHI										
01/03	at IND										
2020 totals:		4	10	2.5	5	0	10	61	6.1	14	1



BRANDON WATSON



POSITION: SAFETY
HT: 5-11 | **WT:** 198 | **DOB:** 7-11-1995
COLLEGE: MICHIGAN
HOMETOWN: WILMINGTON, DELAWARE
ACQ: PRACTICE SQUAD (JAX) 2019
EXP: 2ND YEAR



@Brandon_Watson_28

TRANSACTIONS

Signed by Jacksonville as an undrafted rookie on 5/10/19 ... Waived by Jacksonville on 8/31/19 ... Signed by Jacksonville to the practice squad on 9/1/19 ... Promoted to Jacksonville's 53-man roster on 10/30/19

PRO (GAMES PLAYED/STARTED - 11/0)

• Second-year safety who played in eight games, primarily on special teams, after being activated to the 53-man roster prior to Week 9 during his rookie season

2020 (w/ JAX - 3/0)

- **9/13 vs. IND:** Saw action on special teams
- **9/20 at TEN:** Tallied one special teams tackle
- **9/24 vs. MIA:** Saw action at safety, collecting three tackles, and also appeared on special teams

2019 (w/ JAX - 8/0)

Saw action in eight games during his rookie campaign ... Notched one defensive tackle and four special teams tackles ... Spent Weeks 1-8 on Jacksonville's practice squad before being activated to the 53-man roster prior to Week 9

- **11/3 vs. HOU:** Made his NFL debut, playing 19 snaps on special teams
- **12/29 vs. IND:** Saw action on defense and special teams, tallying one defensive tackle and one tackle on special teams

COLLEGE (AT MICHIGAN, 2015-18)

• Appeared in 51 games for Michigan, totaling 79 tackles, 18 passes defended and three INTs (two returned for a TD)

• Played in all 13 games at defensive back and contributed on special teams in 2018, amassing a total of 38 tackles and returned two of his three interceptions for TDs

• One of four players in program history with multiple INTs returned for touchdowns

PERSONAL

• Attended Eastern (Elkton, Md.) Christian Academy

REGULAR SEASON STATISTICS

YEAR	TEAM	GP/GS	TKL	SOLO	ASST	SACKS	FF	FR	PD	INT
2019	JAX	8/0	1	1	0	0.0	0	0	0	0
2020	JAX	3/0	3	1	2	0.0	0	0	0	0
NFL totals: 2 yrs.		11/0	4	2	2	0.0	0	0	0	0

Additional Statistics: Four special teams tackles in 2019; one in 2020

2020 GAME-BY-GAME STATISTICS

DATE	OPP	TKL	SOLO	ASST	SACKS	FF	FR	PD	INT
09/13	vs. Indianapolis	0	0	0	0.0	0	0	0	0
09/20	at Tennessee	0	0	0	0.0	0	0	0	0
09/24	vs. Miami	3	1	2	0.0	0	0	0	0
10/04	at Cincinnati								
10/11	at Houston								
10/18	vs. Detroit								
	BYE WEEK								
11/01	at L.A. Chargers								
11/08	vs. Houston								
11/15	at Green Bay								
11/22	vs. Pittsburgh								
11/29	vs. Cleveland								
12/06	at Minnesota								
12/13	vs. Tennessee								
12/20	at Baltimore								
12/27	vs. Chicago								
01/03	at Indianapolis								
2020 totals:		3	1	2	0.0	0	0	0	0

Additional statistics: one special teams tackle



DEDE WESTBROOK



POSITION: WIDE RECEIVER
HT: 6-0 | **WT:** 178 | **DOB:** 11-21-1993
COLLEGE: OKLAHOMA
HOMETOWN: CAMERON, TEXAS
ACQ: FOURTH ROUND (110TH) OF 2017 DRAFT
EXP: 4TH YEAR



@DedeTheGreat11



@DWestbrook11OU

TRANSACTIONS

Drafted by Jacksonville in the fourth round (110th overall) of the 2017 draft ... Placed on injured reserve on 9/8/17 ... Activated to the 53-man roster on 11/18/17

PRO (GAMES PLAYED/STARTED - 39/25, 3/3)

• Career totals include 160 receptions for 1,720 yards and nine TDs and has returned 44 punts for 425 yards and one TD

2020 (w/ JAX - 1/0)

- **9/13 vs. IND:** Inactive
- **9/20 at TEN:** Inactive
- **9/24 vs. MIA:** Saw action at wide receiver and caught one pass for 4 yards and returned one punt for 8 yards

2019 (w/ JAX - 15/11)

Saw action in 15 games and made 11 starts, compiling 66 receptions for 660 yards (10.0 rec. avg.) and three TDs ... Returned 23 punts for 132 yards

- **9/29 at DEN:** Recorded a team-high five receptions for 66 yards (13.2 avg.)
- **10/6 at CAR:** Hauled in seven receptions for 82 yards (11.7 avg.)
- **10/20 at CIN:** Started and posted six receptions for a season-high 103 yards (17.2 avg.) ... Added 14 rushing yards on two attempts (7.0 avg.)
- **12/29 vs. IND:** Started and caught seven passes for 72 yards (10.3 rec. avg.) and one TD

2018 (w/ JAX - 16/9)

Led the team with 66 receptions for 717 receiving yards and five receiving TDs ... Returned 19 punts for 266 yards (14.0 avg.) and one TD ... Added nine rushes for 98 yards, including a long of 43

- **9/16 vs. N.E.:** Recorded four receptions for 82 yards, including a career-long 61-yard TD reception, which stretched the lead to 18 with 7:35 remaining in the game
- **9/30 vs. NYJ:** Started at wide receiver and led the team with nine receptions for a career-high 130 yards (14.4 rec. avg.) and rushed once for 11 yards ... First 100-yard receiving performance of his career
- **12/16 vs. WAS:** Caught three passes for 21 yards and rushed once for 20 yards ... Returned three punts for 84 yards, including a 74-yard punt return for a TD, which is tied for the third-longest punt return TD in franchise history

2017 (w/ JAX - 7/5, 3/3)

Activated to the 53-man active roster prior to the team's Week 11 game at Cleveland ... Totaled 27 receptions for 339 yards and one TD in seven games ... Added one punt return for 19 yards

- **11/26 at ARI:** Led the team with six receptions for 41 yards
- **12/3 vs. IND:** Made his first career start at wide receiver and recorded six receptions for 78 yards
- **12/10 vs. SEA:** Started at wide receiver and recorded five receptions for 81 yards and his first career TD, an 18-yard catch in the third quarter

COLLEGE (AT OKLAHOMA, 2011-14)

- Finished career ranked fourth in school history with nine 100-yard receiving games, tied for sixth with 21 TD receptions, seventh with 2,267 career receiving yards and 12th with 126 career receptions, despite playing just two seasons
- One of five Heisman Trophy finalists (along with former OU teammate and current Browns QB **Baker Mayfield**) in 2016
- Won the Biletnikoff Award in 2016, given to the nation's most outstanding receiver after he set the OU single-season record with 17 TDs
- Led all Power 5 players in receiving yards (1,524) and receiving TDs per game (1.31) while ranking third in receiving yards per game (117.2)
- Named Big 12 Offensive Newcomer of the Year by league's coaches in 2015
- Started his collegiate career at Blinn (Brenham, Texas) Community College, where he ranked second in the nation with 76 receptions and led junior college ranks with 1,487 yards and 13 TDs in eight games

PERSONAL

- Attended Cameron Yoe (Texas) High School
- Started his own clothing company, Go Crazy, which was inspired by his mother telling him to 'go crazy' in all of his life endeavors in order to be successful
- Supporter of women's softball and threw out the first pitch in Daytona Beach when the National Pro Fastpitch softball league opened its season

REGULAR SEASON STATISTICS

YEAR	TEAM	GP/GS	REC	YDS	AVG.	LG	TD
2017	JAX	7/5	27	339	12.6	29	1
2018	JAX	16/9	66	717	10.9	61t	5
2019	JAX	15/11	66	660	10.0	39	3
2020	JAX	1/0	1	4	4.0	4	0
NFL totals: 4 yrs.		39/25	160	1,720	10.8	61t	9

Additional statistics: 14 carries for 125 yards rushing (8.9 rush avg.) and 44 punt returns for 425 yards and one TD

Single Game Career Highs

Receptions:

9 (9/30/18 vs. NYJ)

Receiving yards:

130 (9/30/18 vs. NYJ)

Longest reception:

61t (9/16/18 vs. N.E.)

Receiving touchdowns:

1 (nine times; last: 12/29/19 vs. IND)

POSTSEASON CAREER STATISTICS

YEAR	TEAM	GP/GS	REC	YDS	AVG.	LG	TD
2017	JAX	3/3	7	85	12.1	29	0
NFL totals: 4 yrs.		3/3	7	85	12.1	29	0

2020 GAME-BY-GAME STATISTICS

DATE	OPP	REC	YDS	AVG.	LG	TD
09/13	vs. Indianapolis			Inactive		
09/20	at Tennessee			Inactive		
09/24	vs. Miami	1	4	4.0	4	0
10/04	at Cincinnati					
10/11	at Houston					
10/18	vs. Detroit					
	BYE WEEK					
11/01	at L.A. Chargers					
11/08	vs. Houston					
11/15	at Green Bay					
11/22	vs. Pittsburgh					
11/29	vs. Cleveland					
12/06	at Minnesota					
12/13	vs. Tennessee					
12/20	at Baltimore					
12/27	vs. Chicago					
01/03	at Indianapolis					
2020 totals:		1	4	4.0	4	0



POSITION: SAFETY
HT: 6-0 | **WT:** 209 | **DOB:** 12-5-1996
COLLEGE: WYOMING
HOMETOWN: ARVADA, COLORADO
ACQ: ROOKIE FREE AGENT 2019
EXP: 2ND YEAR



@DeweyWingard



@DeweyWingard

TRANSACTIONS

Originally signed by Jacksonville as an undrafted rookie on May 10, 2019

PRO (GAMES PLAYED/STARTED - 19/4)

Second-year safety who was the only undrafted rookie free agent signed in 2019 to make the team's opening day roster last season

2020 (w/ JAX - 3/2)

- **9/13 vs. IND:** Saw action at free safety, recording his first career INT in the fourth quarter, and on special teams, leading the team with two special teams stops
- **9/20 at TEN:** Started at free safety and posted a career-high nine tackles (seven solo)
- **9/24 vs. MIA:** Started at free safety and posted three tackles

2019 (w/ JAX - 16/2)

Appeared in all 16 games, making two starts, while compiling 19 tackles (14 solo), 1.0 sack and one forced fumble ... Led the team with eight special teams tackles

- **9/8 vs. K.C.:** Made his NFL debut, seeing action at safety and on special teams, and totaled one solo tackle and two special teams tackles
- **11/24 at TEN:** Saw action on defense in relief of injured S **Ronnie Harrison**, recording a career-high five tackles (three solo)
- **12/1 vs. T.B.:** Made his first career start at strong safety, recording six tackles (five solo), including a strip-sack, marking the first sack of his career
- **12/8 vs. LAC:** Started at free safety, amassing four tackles (two solo)

COLLEGE (AT WYOMING, 2015-18)

- Finished second in Wyoming school history with 454 tackles while adding 18 passes defended, 10 INTs and five forced fumbles
- Recorded 87 tackles (46 solo), three passes defended and two INTs as a senior in 2018, earning First-Team All-Mountain West honors
- Named First-Team All-Mountain West as a junior in 2017 after totaling 114 tackles and a career-high five INTs
- Recorded 131 total tackles in 2016, which ranked fourth in the FBS and first in the Mountain West
- Played in all 12 games (11 starts) as a freshman in 2015 and registered 122 total tackles
- His 6.9 solo tackles per game ranked No. 1 in the Mountain West and No. 4 in the NCAA

PERSONAL

- Attended Ralston Valley (Arvada, Colo.) High School and rushed for 1,653 yards on 190 carries in his senior season
- Earned first-team all-state honors after totaling 2,702 all-purpose yards
- Father, Dan, was a punter at the University of Nebraska
- Avid skier and golfer

REGULAR SEASON STATISTICS

YEAR	TEAM	GP/GS	TKL	SOLO	ASST	SACKS	FF	FR	PD	INT
2019	JAX	16/2	19	14	5	1.0	1	0	0	0
2020	JAX	3/2	12	10	2	0.0	0	0	1	1
NFL totals: 2 yrs.		19/4	31	24	7	1.0	1	0	1	1

Tackles:

9 (9/20/20 at TEN)

Sacks:

1.0 (12/1/19 vs. T.B.)

Forced fumbles:

1 (12/1/19 vs. T.B.)

INTs:

1 (9/13/20 vs. IND)

Additional statistics: 13 special teams tackles

2020 GAME-BY-GAME STATISTICS

DATE	OPP	TKL	SOLO	ASST	SACKS	FF	FR	PD	INT
09/13	vs. Indianapolis	0	0	0	0.0	0	0	1	1
09/20	at Tennessee	9	7	2	0.0	0	0	0	0
09/24	vs. Miami	3	3	0	0.0	0	0	0	0
10/04	at Cincinnati								
10/11	at Houston								
10/18	vs. Detroit								
	BYE WEEK								
11/01	at L.A. Chargers								
11/08	vs. Houston								
11/15	at Green Bay								
11/22	vs. Pittsburgh								
11/29	vs. Cleveland								
12/06	at Minnesota								
12/13	vs. Tennessee								
12/20	at Baltimore								
12/27	vs. Chicago								
01/03	at Indianapolis								
2020 totals:		12	10	2	0.0	0	0	1	1

Additional statistics: two special teams tackles

TEAM RECORDS



WINS / LOSSES

REGULAR SEASON RECORD

177-226

HOME RECORD

107-95

ROAD RECORD

70-131

MOST CONSECUTIVE WINS

10/3/99 through 12/19/99	11
11/24/96 through 9/22/97	8
12/14/97 through 10/12/98	7
12/18/05 through 9/18/06	5
11/6/05 through 12/4/05	5
9/6/98 through 10/12/98	5

MOST CONSECUTIVE HOME WINS

9/29/96 through 11/30/97	13
10/17/99 through 9/17/00	7
11/5/17 through 9/16/18	6
12/18/05 through 11/5/06	6
9/13/98 through 12/6/98	6

MOST CONSECUTIVE ROAD WINS

9/19/99 through 12/19/99	7
11/20/05 through 12/25/05	4
12/14/97 through 9/27/98	4
Five streaks tied, last: 10/8/17 through 11/19/17	3

MOST CONSECUTIVE LOSSES

12/2/12 through 10/27/13	13
10/23/16 through 12/18/16	9
12/15/13 through 10/12/14	9
10/7/18 through 11/25/18	7
9/30/12 through 11/18/12	7
10/29/95 through 12/17/95	7

MOST CONSECUTIVE HOME LOSSES

12/9/12 through 11/17/13	7
9/16/12 through 11/8/12	5
Seven streaks tied, last: 10/23/16 through 12/11/16	4

MOST CONSECUTIVE ROAD LOSSES

12/29/13 through 11/8/15	13
10/21/12 through 10/13/13	10
10/29/95 through 11/17/96	10
12/29/02 through 12/28/03	9
Three streaks tied, last: 10/27/16 through 1/1/17	6

POSTSEASON RECORD

7-7

HOME POSTSEASON RECORD

3-1

AWAY POSTSEASON RECORD

4-6

SCORING

MOST POINTS SCORED IN A SEASON

2017	417
2007	411
1999	396
1997	394
1998	392

MOST POINTS SCORED IN A GAME

12/13/15 vs. Indianapolis	51
12/23/07 vs. Oakland	49
12/3/00 vs. Cleveland	48
12/17/17 vs. Houston	45
11/1/98 at Baltimore	45

MOST POINTS SCORED - FIRST QUARTER

vs. Philadelphia (W, 38-21, 10/12/97)	21
at New Orleans (L, 24-41, 11/4/07)	17
vs. Tennessee (W, 40-13, 1/1/06)	17
at Baltimore (L, 36-39, 9/10/00)	17
at Tennessee (W, 30-24, 11/2/97)	17

MOST POINTS SCORED - SECOND QUARTER

vs. Tampa Bay (W, 41-14, 12/11/11)	28
at Baltimore (W, 45-19, 11/1/98)	28
vs. Buffalo (W, 34-31, 10/25/15)	27
vs. Houston (W, 45-7, 12/17/17)	24
at Detroit (W, 38-14, 11/9/08)	21
vs. Pittsburgh (W, 21-3, 9/9/01)	21

MOST POINTS SCORED - THIRD QUARTER

vs. Seattle (W, 30-24, 12/10/17)	21
vs. Indianapolis (W, 51-16, 12/13/15)	21
vs. Oakland (W, 38-81, 12/12/10)	21
vs. Cincinnati (W, 30-13, 11/11/01)	21
vs. Cleveland (W, 48-0, 12/3/00)	21

MOST POINTS SCORED - FOURTH QUARTER

at Baltimore (W, 30-23, 11/28/99)	23
vs. Indianapolis (W, 51-16, 12/13/15)	21
vs. Houston (W, 37-17, 10/14/07)	21
at Houston (W, 38-20, 12/24/05)	21
vs. Indianapolis (L, 31-41, 12/10/95)	21

MOST POINTS SCORED - FIRST HALF

at Baltimore (W, 45-19, 11/1/98)	42
vs. Houston (W, 45-7, 12/17/17)	31
vs. Tampa Bay (W, 41-14, 12/11/11)	28
vs. Oakland (W, 49-11, 12/23/07)	28
vs. N.Y. Jets (W, 41-0, 10/8/06)	28

MOST POINTS SCORED - SECOND HALF

vs. Indianapolis (W, 51-16, 12/13/15)	42
vs. San Francisco (W, 41-3, 9/12/99)	35
vs. Oakland (W, 38-31, 12/12/10)	31
at Houston (W, 38-20, 12/24/05)	28
vs. Cleveland (W, 48-0, 12/3/00)	28

FEWEST POINTS SCORED IN A SEASON

2011	243
2018	245
2013	247
2014	249
2012	255

FEWEST POINTS SCORED IN A GAME

10/11/09 at Seattle	0
12/26/04 vs. Houston	0
12/17/95 at Detroit	0
9/8/13 vs. Kansas City	2
15 times, last: 11/3/19 vs. Houston	3

FEWEST POINTS ALLOWED IN A SEASON

1999	217
2017	268
2005	269
2006	274
2004	280

FEWEST POINTS ALLOWED IN A GAME

vs. Indianapolis (W, 6-0, 12/2/18)	0
at Indianapolis (W, 27-0, 10/22/17)	0
vs. New York Jets (W, 41-0, 10/8/06)	0
vs. Pittsburgh (W, 9-0, 9/18/06)	0
vs. Houston (W, 27-0, 12/7/03)	0
vs. Cleveland (W, 48-0, 12/3/00)	0
vs. Cincinnati (W, 13-0, 9/17/00)	0

MOST POINTS ALLOWED IN A SEASON

2013	449
2015	448
2012	444
2010	419
2014	412

MOST POINTS ALLOWED IN A GAME

9/27/15 at New England	51
12/20/98 at Minnesota	50
11/12/95 vs. Seattle	47
12/8/19 vs. Los Angeles Chargers	45
09/22/13 at Seattle	45

MOST POINTS ALLOWED IN FIRST QUARTER

11/23/97 at Cincinnati	21
9/8/19 vs. Kansas City	17
10/15/17 vs. L.A. Rams	17
12/29/13 at Indianapolis	17
11/23/08 vs. Minnesota	17
11/4/07 at New Orleans	17

MOST POINTS ALLOWED IN SECOND QUARTER

10/25/98 at Denver	24
10/27/16 at Tennessee	24
Seven times, last: 11/29/15 vs. San Diego	21

MOST POINTS ALLOWED IN THIRD QUARTER

11/24/19 at Tennessee	28
9/17/17 at Tennessee	17
9/27/15 at New England	17
12/17/06 at Tennessee	17
9/21/03 at Indianapolis	17

MOST POINTS ALLOWED IN FOURTH QUARTER

10/7/12 vs. Chicago	28
12/20/98 at Minnesota	24
Six times, last: 12/24/17 at San Francisco	21

MOST POINTS IN A GAME, BOTH TEAMS

12/6/15; Jaguars (39) at Tennessee (42)	81
11/18/12; Jaguars (37) at Houston (43)	80
12/24/17; Jaguars (33) at San Francisco (44)	77
11/12/95; Jaguars (30) vs. Seattle (47)	77

FEWEST POINTS IN A GAME, BOTH TEAMS

12/2/18; Jaguars (6) vs. Indianapolis (0)	6
9/18/06; Jaguars (9) vs. Pittsburgh (0)	9
11/14/99; Jaguars (6) vs. Baltimore (3)	9
9/18/05; Jaguars (3) at Indianapolis (10)	13
9/19/04; Jaguars (7) vs. Denver (6)	13
11/16/03; Jaguars (3) at Tennessee (10)	13
9/17/00; Jaguars (13) vs. Cincinnati (0)	13
9/3/95; Jaguars (3) vs. Houston (10)	13



TEAM RECORDS



SCORING

MOST POINTS IN THE FIRST QUARTER, BOTH TEAMS

11/4/07; Jaguars (17) at New Orleans (17)	34
10/15/17; Jaguars (14) vs. L.A. Rams (17)	31
11/23/97; Jaguars (7) at Cincinnati (21)	28
9/8/19; Jaguars (7) vs. Kansas City (17)	24
11/23/08; Jaguars (7) vs. Minnesota (17)	24
11/2/97; Jaguars (17) at Tennessee (7)	24

MOST POINTS IN THE SECOND QUARTER, BOTH TEAMS

10/25/15; Jaguars (27) vs. Buffalo (10)	37
12/11/11; Jaguars (28) vs. Tampa Bay (7)	35
12/17/09; Jaguars (14) vs. Indianapolis (21)	35
11/1/98; Jaguars (28) at Baltimore (6)	34
10/25/98; Jaguars (7) at Denver (24)	31

MOST POINTS IN THE THIRD QUARTER, BOTH TEAMS

11/24/19; Jaguars (8) at Tennessee (28)	36
12/10/17; Jaguars (21) vs. Seattle (10)	31
12/31/06; Jaguars (14) at Kansas City (14)	28
12/12/10; Jaguars (21) vs. Oakland (7)	28
9/27/15; Jaguars (7) at New England (17)	24
9/22/13; Jaguars (10) at Seattle (14)	24

MOST POINTS IN THE FOURTH QUARTER, BOTH TEAMS

12/6/15; Jaguars (20) at Tennessee (21)	41
12/23/00; Jaguars (15) at N.Y. Giants (21)	36
12/24/17; Jaguars (14) at San Francisco (21)	35
12/10/95; Jaguars (21) vs. Indianapolis (14)	35
12/20/98; Jaguars (7) at Minnesota (24)	31

MOST TOUCHDOWNS SCORED IN A SEASON

2007	50
2017	47
1998	47
2015	44
1997	43

MOST TOUCHDOWNS SCORED IN A GAME

vs. Indianapolis (W, 51-16, 12/13/15)	7
vs. Oakland (W, 49-11, 12/23/07)	7
Four times, last: at Tennessee (L, 42-39, 12/6/15)	6

MOST TOUCHDOWNS ALLOWED IN A SEASON

2013	53
2015	51
2010	50
2012	48
2019	47

MOST TOUCHDOWNS ALLOWED IN A GAME

11 times, last: vs. L.A. Chargers (L, 45-10, 12/8/19)	6
---	---

MOST EXTRA POINTS SCORED IN A SEASON

2007	46
1998	45
2010	41
2006	41
1997	41

MOST EXTRA POINTS SCORED IN A GAME

12/23/07 vs. Oakland	7
Four times, last: 12/17/17 vs. Houston	6

MOST EXTRA POINTS ALLOWED IN A SEASON

2013	53
2015	48
2010	48
2012	46
1995	45

MOST EXTRA POINTS ALLOWED IN A GAME

Nine times, last: 12/8/19 at Tennessee	6
--	---

MOST TWO-POINT CONVERSIONS SCORED IN A SEASON

1996	5
1999, 2004, 2019	4

MOST TWO-POINT CONVERSIONS SCORED IN A GAME

11/28/99 at Baltimore	2
-----------------------------	---

MOST TWO-POINT CONVERSIONS ALLOWED IN A SEASON

2007	3
Seven times, last: 2019	2

MOST TWO-POINT CONVERSIONS ALLOWED IN A GAME

In 25 games	1
-------------------	---

MOST FIELD GOALS SCORED IN A SEASON

2019	33
1999	31
1997	31
2017	30
1996	30

MOST FIELD GOALS SCORED IN A GAME

Five times, last: 10/10/10 at Buffalo	5
---	---

MOST FIELD GOALS ALLOWED IN A SEASON

2016	38
2012	36
2014	31
1998	30
2015	30

MOST FIELD GOALS ALLOWED IN A GAME

12/1/02 vs. Pittsburgh	6
10/8/00 vs. Baltimore	5
9/22/96 at New England	5

MOST DEFENSIVE TDS IN A SEASON

2017	7
1999	4
2015	3
2014	3
2011	3
2008	3
2007	3

MOST DEFENSIVE TDS IN A GAME

10/8/17 at Pittsburgh	2
10/25/15 vs. Buffalo	2
11/30/14 vs. New York Giants	2
12/11/11 vs. Tampa Bay	2
9/12/99 vs. San Francisco	2
33 times, last: 12/30/19 vs. Indianapolis	1

MOST OPPONENT DEFENSIVE TDS IN A SEASON

2015	7
2014	5
2012	5
1996	4
2004	4
2013	4

MOST OPPONENT DEFENSIVE TDS IN A GAME

12/17/06 at Tennessee	3
10/26/14 vs. Miami	2
12/30/12 at Tennessee	2
10/7/12 vs. Chicago	2
10/12/03 vs. Miami	2
11/22/98 at Pittsburgh	2

MOST SPECIAL TEAMS RETURN TDS IN A SEASON

1999	2
13 seasons, last: 2018	1

MOST SPECIAL TEAMS RETURN TDS IN A GAME

15 times, last: 12/16/18 vs. Washington	1
---	---

TEAM RECORDS



SCORING

LARGEST MARGIN OF VICTORY

12/3/00 vs. Cleveland (48-0).....	48
10/8/06 vs. New York Jets (41-0).....	41
12/17/17 vs. Houston (45-7).....	38
12/23/07 vs. Oakland (49-11).....	38
9/12/99 vs. San Francisco (41-3).....	38

LARGEST MARGIN OF DEFEAT

12/17/95 at Detroit (44-0).....	44
10/11/09 at Seattle (41-0).....	41
12/20/98 at Minnesota (50-10).....	40
10/7/12 at Chicago (41-3).....	38
12/8/19 vs. Los Angeles Chargers (45-10).....	35

LONGEST SCORING DRIVE (YARDS)

10/8/17 at Pittsburgh (3 plays, TD).....	98
10/31/99 at Cincinnati (9 plays, TD).....	98
11/11/18 at Indianapolis (5 plays, TD).....	97
9/3/00 at Cleveland (15 plays, TD).....	97
Three times, last: 12/5/17 vs. Cincinnati (15 plays, TD).....	96

LONGEST SCORING DRIVE (PLAYS)

12/16/07 at Pittsburgh (74 yards, TD).....	20
Six times, last 10/20/13 vs. San Diego (68 yards, FG).....	18

LONGEST SCORING DRIVE (TIME)

9/21/08 at Indianapolis (18 plays, 82 yds., FG) ..	12:18
9/23/07 at Denver (18 plays, 80 yds., TD).....	11:44
12/2/07 at Indianapolis (16 plays, 84 yds., TD) ..	11:10
10/7/07 at Kansas City (18 plays, 77 yds., FG)...	10:55
09/29/19 at Denver (16 plays, 75 yards, TD).....	10:24



POSSESSION / FIRST DOWNS

HIGHEST TIME OF POSSESSION

12/17/06 at Tennessee.....	44:22
10/18/09 vs. St. Louis.....	42:12
11/14/04 vs. Detroit.....	41:44

HIGHEST OPPONENT TIME OF POSSESSION

9/16/12 vs. Houston.....	43:17
12/28/14 at Houston.....	39:48
11/1/09 at Tennessee.....	39:43

LOWEST TIME OF POSSESSION

9/16/12 vs. Houston.....	16:43
12/28/14 at Houston.....	20:12
11/1/09 at Tennessee.....	20:17

LOWEST OPPONENT TIME OF POSSESSION

12/17/06 at Tennessee.....	15:38
10/18/09 vs. St. Louis.....	17:48
11/14/04 vs. Detroit.....	18:16

MOST FIRST DOWNS - SEASON

2017.....	332
1999.....	331
2010.....	330
2007.....	328
1995.....	325

MOST FIRST DOWNS - GAME

10/20/96 at St. Louis.....	36
10/18/09 vs. St. Louis.....	33
12/24/17 at San Francisco.....	32
Four times, last: 9/20/20 at Tennessee.....	30

FEWEST FIRST DOWNS - SEASON

2011.....	251
2012.....	269
2014.....	271
2013.....	271
2002.....	275

FEWEST FIRST DOWNS - GAME

12/30/18 at Houston.....	6
12/26/04 vs. Houston.....	6
9/14/14 at Washington.....	8
9/19/04 vs. Denver.....	8

MOST FIRST DOWNS ALLOWED - SEASON

2012.....	364
2015.....	362
2013.....	353
2019.....	340
2014.....	330

MOST FIRST DOWNS ALLOWED - GAME

11/18/12 at Houston.....	39
9/27/15 at New England.....	35
9/14/14 at Washington.....	32
11/4/07 at New Orleans.....	32
10/2/11 vs. New Orleans.....	30

FEWEST FIRST DOWNS ALLOWED - SEASON

1999.....	248
2000.....	252
2017.....	257
2006.....	259
2011.....	272

FEWEST FIRST DOWNS ALLOWED - GAME

12/3/00 vs. Cleveland.....	2
12/17/06 at Tennessee.....	5
12/7/03 vs. Houston.....	7
Three times, last: 11/5/17 vs. Cincinnati.....	8

MOST FIRST DOWNS, BOTH TEAMS - GAME

12/24/17, Jaguars (32) at San Francisco (26).....	58
11/18/12, Jaguars (17) at Houston (39) (OT).....	56
10/7/18, Jaguars (29) at Kansas City (26).....	55
9/9/20, Jaguars (30) at Tennessee (23).....	53
11/24/96, Jaguars (23) at Baltimore (29) (OT).....	52

FEWEST FIRST DOWNS, BOTH TEAMS - GAME

11/14/99, Jaguars (9) vs. Baltimore (13).....	22
11/27/11, Jaguars (14) vs. Houston (9).....	23
9/3/95, Jaguars (10) vs. Houston (14).....	24

MOST FIRST DOWNS RUSHING - SEASON

2010.....	148
2007.....	127
2006.....	127
2003.....	118
1999.....	116

MOST FIRST DOWNS RUSHING - GAME

12/5/10 at Tennessee.....	16
12/10/06 vs. Indianapolis.....	16
1/2/11 at Houston.....	15
11/28/10 at New York Giants.....	15
12/3/00 vs. Cleveland.....	15

FEWEST FIRST DOWNS RUSHING - SEASON

2015.....	69
2013.....	71
2016.....	75
2012.....	76
2001, 2019.....	85

FEWEST FIRST DOWNS RUSHING - GAME

9/29/13 vs. Indianapolis.....	0
12 times, last: 10/13/19 vs. New Orleans.....	1

TEAM RECORDS



FIRST DOWNS

MOST FIRST DOWNS PASSING - SEASON

2015	215
1996	208
2016	207
1999	194
Two times: 2017, 2000	193

FEWEST FIRST DOWNS PASSING - SEASON

2011	122
2006	147
1998	153
2014	154
1995	154

MOST FIRST DOWNS PASSING - GAME

10/20/96 at St. Louis	24
9/16/18 vs. New England	22
10/27/16 at Tennessee	22

FEWEST FIRST DOWNS PASSING - GAME

12/26/04 vs. Houston	2
12/16/18 vs. Washington	2

MOST FIRST DOWNS, PENALTY - SEASON

2016	39
2017	38
2012	36
2005	34
2014	31

MOST FIRST DOWNS, PENALTY - GAME

12/5/13 vs. Houston	7
12/2/12 at Buffalo	7
11/25/18 at Buffalo	6
11/15/15 at Baltimore	6

FEWEST FIRST DOWNS, PENALTY - SEASON

2002	14
2009	16
2000	16
1997	18
2006	19



TEAM RECORDS



TOTAL NET YARDS

MOST NET YARDS GAINED - SEASON	
2017	5,855
1996	5,760
2007	5,719
2000	5,690
1999	5,586

MOST NET YARDS GAINED - GAME	
10/20/96 at St. Louis	538
9/20/98 vs. Baltimore	519
10/22/17 at Indianapolis	518
10/6/19 at Carolina	507
9/30/18 vs. N.Y. Jets	503

FEWEST NET YARDS GAINED - SEASON	
2011	4,149
1995	4,495
2014	4,634
2013	4,701
2012	4,788

FEWEST NET YARDS GAINED - GAME	
9/16/12 vs. Houston	117
12/30/18 at Houston	119
12/26/04 vs. Houston	126
11/14/99 vs. Baltimore	132
9/3/95 vs. Houston	146

MOST NET YARDS ALLOWED - SEASON	
2012	6,088
2013	6,070
2019	6,007
2015	6,000
2010	5,949

MOST NET YARDS ALLOWED - GAME	
11/18/12 at Houston	653
11/4/07 at New Orleans	538
12/27/15 at New Orleans	537
9/25/00 at Indianapolis	533
9/21/14 vs Indianapolis	529

FEWEST NET YARDS ALLOWED -- SEASON	
1999	4,334
2006	4,538
2017	4,578
2005	4,655
2003	4,657

FEWEST NET YARDS ALLOWED -- GAME	
12/3/00 vs. Cleveland	53
12/17/06 at Tennessee	98
12/7/03 vs. Houston	124
10/24/11 vs. Baltimore	146
11/5/17 vs. Cincinnati	148

MOST NET YARDS GAINED, BOTH TEAMS - SEASON	
2015	11,581
2019	11,475
2010	11,409
2009	11,022
2012	10,876

MOST NET YARDS GAINED, BOTH TEAMS -- GAME	
11/18/12, Jaguars (458) at Houston (653)	1,111
11/4/07, Jaguars (432) at New Orleans (538)	970
10/6/19, Jaguars (507) at Carolina (445)	952
12/27/15, Jaguars (412) at New Orleans (537)	949
10/7/18, Jaguars (502) at Kansas City (424)	926

FEWEST NET YARDS GAINED, BOTH TEAMS -- SEASON	
2011	9,157
2005	9,804
2018	9,815
2001	9,910
1999	9,920

FEWEST NET YARDS GAINED, BOTH TEAMS -- GAME	
10/24/11, Jaguars (205) vs. Baltimore (146)	351
11/14/99, Jaguars (132) vs. Baltimore (242)	374
9/3/95, Jaguars (146) vs. Houston (240)	386
10/3/99, Jaguars (204) at Pittsburgh (216)	420
12/23/18, Jaguars (244) at Miami (183)	427

PASSING

MOST NET YARDS PASSING -- SEASON	
1996	4,110
2015	4,108
2019	3,760
2016	3,728
1997	3,704

MOST NET YARDS PASSING -- GAME	
10/20/96 at St. Louis	420
9/22/96 at New England (OT)	413
10/7/18 at Kansas City	401
12/24/17 at San Francisco	380
9/30/18 vs. N.Y. Jets	377

FEWEST NET YARDS PASSING -- SEASON	
2011	2,179
2002	2,762
1995	2,790
2006	2,882
2014	3,001

FEWEST NET YARDS PASSING -- GAME	
12/16/18 vs. Washington	20
12/26/04 vs. Houston	31
9/3/95 vs. Houston	45
9/16/12 vs. Houston	52
9/26/10 vs. Philadelphia	52

MOST NET YARDS PASSING ALLOWED -- SEASON	
2015	4,291
2010	4,004
2013	3,962
2014	3,899
2012	3,832

MOST NET YARDS PASSING ALLOWED -- GAME	
11/18/12 at Houston	504
9/25/00 at Indianapolis	440
11/4/07 at New Orleans	435
12/27/15 at New Orleans	402
11/17/13 vs. Arizona	402

FEWEST NET YARDS PASSING ALLOWED -- SEASON	
2017	2,718
1999	2,890
2005	2,946
2006	3,078
2018	3,113

FEWEST NET YARDS PASSING ALLOWED -- GAME	
12/3/00 vs. Cleveland	-9
10/8/06 vs. New York Jets	45
9/24/17 vs. Baltimore	52
12/7/03 vs. Houston	54
12/17/06 at Tennessee	57

MOST NET YARDS PASSING, BOTH TEAMS -- SEASON	
2015	8,399
2019	7,538
1996	7,414
2013	7,403
2012	7,251

MOST NET YARDS PASSING, BOTH TEAMS -- GAME	
11/18/12, Jaguars (372) at Houston (504)	876
11/4/07, Jaguars (344) at New Orleans (435)	779
12/27/15, Jaguars (347) at New Orleans (402)	749
9/8/19, Jaguars (347) vs. Kansas City (378)	725
10/7/18, Jaguars (401) at Kansas City (298)	699

FEWEST NET YARDS PASSING, BOTH TEAMS -- SEASON	
2011	5,520
2006	5,960
2002	6,026
2005	6,136
2018	6,222

FEWEST NET YARDS PASSING, BOTH TEAMS -- GAME	
9/3/95, Jaguars (45) vs. Houston (80)	125
12/26/04, Jaguars (31) vs. Houston (114)	145
12/18/18, Jaguars (20) vs. Washington (136)	156
10/8/16, Jaguars (131) vs. Washington (45)	176
10/3/99, Jaguars (80) at Pittsburgh (99)	179

MOST GROSS YARDS PASSING -- SEASON	
2015	4,428
1996	4,367
2019	4,023
2000	3,947
2016	3,925

MOST GROSS YARDS PASSING -- GAME	
9/22/96 at New England (OT)	432
10/7/18 at Kansas City	430
10/20/96 at St. Louis	421
9/30/18 vs. N.Y. Jets	388
9/10/00 at Baltimore	386

FEWEST GROSS YARDS PASSING -- SEASON	
2011	2,510
2002	3,019
2006	3,060
1995	3,144
2004	3,315

FEWEST GROSS YARDS PASSING -- GAME	
12/26/04 vs. Houston	54
12/16/18 vs. Washington	57
9/3/95 vs. Houston	69
12/8/02 vs. Cleveland	73
9/16/12 vs. Houston	76

MOST GROSS YARDS PASSING ALLOWED -- SEASON	
2015	4,528
2010	4,193
2013	4,187
2014	4,174
2019	4,088

MOST GROSS YARDS PASSING ALLOWED -- GAME	
11/18/12 at Houston	527
11/4/07 at New Orleans	445
9/25/00 at Indianapolis	440
11/17/13 vs. Arizona	419
12/27/15 at New Orleans	412



TEAM RECORDS



PASSING

FEWEST GROSS YARDS PASSING ALLOWED -- SEASON

2017	3,074
2005	3,223
1999	3,263
2006	3,278
2018	3,354

FEWEST GROSS YARDS PASSING ALLOWED -- GAME

12/3/00 vs. Cleveland	33
9/24/17 vs. Baltimore	64
10/8/06 vs. New York Jets	71
12/7/03 vs. Houston	71
9/9/07 vs. Tennessee	78

MOST PASSING ATTEMPTS -- SEASON

2016	626
2015	607
2013	592
2019	589
2012	586

MOST PASSING ATTEMPTS -- GAME

10/7/18 at Kansas City	61
10/27/16 at Tennessee	54
10/10/04 at San Diego	54
10/18/15 vs. Houston	53
10/20/96 at St. Louis	52

FEWEST PASSING ATTEMPTS -- SEASON

2006	446
2002	462
1998	463
Three times: 2007, 2010, 2011	469

FEWEST PASSING ATTEMPTS -- GAME

10/13/02 at Tennessee	13
10/8/17 at Pittsburgh	14
12/10/06 vs. Indianapolis	14
12/8/02 vs. Cleveland	14
9/29/02 vs. N.Y. Jets	15

MOST PASSING ATTEMPTS, OPPONENT -- SEASON

2015	602
1998	577
2016	551
2013	551
2001	544

MOST PASSING ATTEMPTS, OPPONENT -- GAME

12/5/13 vs. Houston	58
10/8/17 at Pittsburgh	55
11/18/12 at Houston	55
12/2/18 vs. Indianapolis	52
11/10/02 vs. Washington	51

FEWEST PASSING ATTEMPTS, OPPONENT -- SEASON

2000	458
2008	465
2005	482
2004	497
2018	499

FEWEST PASSING ATTEMPTS, OPPONENT -- GAME

1/3/10 at Cleveland	11
12/30/12 at Tennessee	15
12/17/06 at Tennessee	15
Three times, last: 10/1/00 vs. Pittsburgh	16

MOST PASS COMPLETIONS -- SEASON

2016	369
2019	364
2015	355
1996	353
2013	349

MOST PASS COMPLETIONS -- GAME

10/20/96 at St. Louis	37
10/10/04 at San Diego	36
10/7/18 at Kansas City	33
10/27/16 at Tennessee	33
11/17/19 at Indianapolis	33

FEWEST PASS COMPLETIONS -- SEASON

2011	240
2006	266
2002	268
1998	269
1995	275

FEWEST PASS COMPLETIONS -- GAME

10/13/02 at Tennessee	7
10/28/07 at Tampa Bay	7
3 times, last: 10/8/17 at Pittsburgh	8

MOST PASS COMPLETIONS, OPPONENT -- SEASON

2015	390
2014	355
2013	354
2001	354
Two times: 2009, 2016	345

MOST PASS COMPLETIONS, OPPONENT - GAME

11/18/12 at Houston	43
9/13/20 vs. Indianapolis	36
11/4/07 at New Orleans	35
11/15/15 at Baltimore	34
10/31/10 at Dallas	34

FEWEST PASS COMPLETIONS, OPPONENT - SEASON

2000	258
2005	285
2017	289
1996	290
1999	291

FEWEST PASS COMPLETIONS, OPPONENT - GAME

1/3/10 at Cleveland	7
12/3/00 vs. Cleveland	7
11/17/96 at Pittsburgh	7

MOST TOUCHDOWN PASSES - SEASON

2015	35
2007	28
2010	26
Three times: 1998, 2016, 2019	24

MOST TOUCHDOWN PASSES - GAME

12/6/15 at Tennessee	5
Nine times, last: 9/16/18 vs. New England	4

MOST TOUCHDOWN PASSES, OPPONENT - SEASON

Two times: 2013, 2015	29
Three times: 1995, 2009, 2010	28

MOST TOUCHDOWN PASSES, OPPONENT - GAME

9/22/13 at Seattle	5
11/18/12 at Houston	5
9/10/00 at Baltimore	5
12/26/99 at Tennessee	5
12 times, last: 9/9/20 at Tennessee	4

MOST INTERCEPTIONS THROWN -- SEASON

2013, 2019	21
1996	20
2015, 2014	18

MOST INTERCEPTIONS THROWN -- GAME

10/20/96 at St. Louis	5
Six times, last: 10/7/18 at Kansas City	4

FEWEST INTERCEPTIONS THROWN - SEASON

2005	6
2007, 2019	8
1997, 2002	9
2009	10

MOST INTERCEPTIONS THROWN, OPPONENT -- SEASON

2017	21
2006, 20017	20
1999, 2005	18
2011	17
2004	16

MOST INTERCEPTIONS THROWN, OPPONENT - GAME

10/8/17 at Pittsburgh	5
10/31/10 at Dallas	4

FEWEST INTERCEPTIONS THROWN, OPPONENT -- SEASON

2014	6
2016	7
2015	9
2019	10
2013, 2018	11

MOST TIMES SACKED - SEASON

2014	71
2001	63
1995	57
2000	54
2018	53

MOST TIMES SACKED - GAME

9/14/14 at Washington	10
1/3/16 at Houston	8
12/14/14 at Baltimore	8
12/16/01 at Cleveland	8
12/9/01 at Cincinnati	8

MOST TIMES SACKED, OPPONENT - SEASON

1999	57
2017	55
1997	48
2005, 2019	47

MOST TIMES SACKED, OPPONENT -- GAME

9/10/17 at Houston	10
10/22/17 at Indianapolis	10
9/19/19 vs. Tennessee	9
11/7/99 at Atlanta	9



TEAM RECORDS



PASSING

FEWEST TIMES SACKED - SEASON

2017	24
2003	28
2006	30
2007	31
2004, 2005	32

FEWEST TIMES SACKED, OPPONENT - SEASON

2009	14
1995	17
2012	20
2003	24
2010	26

MOST CONSECUTIVE GAMES WITH A PASSING TD

12/18/14 vs. Ten. - 12/27/15 at N.O.	17
9/10/95 at Cin. - 12/10/95 vs. Indianapolis	13
11/30/03 vs. T.B. - 10/24/04 at Ind.	12

MOST CONSECUTIVE GAMES WITH A PASSING TD, OPPONENT

12/16/07 at Pit. - 11/16/08 vs. Ten.	13
9/20/98 vs. Bal. - 12/20/98 at Minn.	13

MOST 300-YARD PASSING GAMES BY AN INDIVIDUAL - SEASON

2015 (B. Bortles)	6
1996 (M. Brunell)	6
2016 (B. Bortles)	5
2018 (B. Bortles)	4
2017 (B. Bortles)	4

RUSHING

MOST RUSHING YARDS - SEASON

2006	2,541
2010	2,395
2007	2,391
2017	2,262
1998	2,102

MOST RUSHING YARDS - GAME

12/10/06 vs. Indianapolis	375
9/29/19 at Denver	269
12/5/10 at Tennessee	258
10/14/07 vs. Houston	244
12/3/00 vs. Cleveland	244

FEWEST RUSHING YARDS - SEASON

2013	1,260
2012	1,369
2015	1,473
2001	1,600
2016	1,631

FEWEST RUSHING YARDS - GAME

10/2/05 vs. Denver	12
9/14/14 at Washington	25
10/1/00 vs. Pittsburgh	26
11/17/19 at Indianapolis	29
9/22/96 at New England (OT)	29

MOST RUSHING YARDS ALLOWED - SEASON

2012	2,256
2019	2,229
2013	2,108
2002	2,071
2014	2,033

MOST RUSHING YARDS ALLOWED - GAME

11/1/09 at Tennessee	305
10/6/19 at Carolina	285
9/9/07 vs. Tennessee	282
11/17/19 at Indianapolis	264
12/6/18 at Tennessee	264

FEWEST RUSHING YARDS ALLOWED - SEASON

2003	1,406
1999	1,444
2006	1,460
2007	1,605
2001	1,611

FEWEST RUSHING YARDS ALLOWED - GAME

10/7/07 at Kansas City	10
11/20/16 at Detroit	14
11/17/13 vs. Arizona	14
11/20/06 vs. N.Y. Giants	25
Two times, last: 11/18/18 vs. Pittsburgh	26

MOST RUSHING YARDS, BOTH TEAMS - SEASON

2010	4,340
2002	4,160
2017	4,122
1998	4,102
2006	4,001

MOST RUSHING YARDS, BOTH TEAMS - GAME

11/1/09, Jaguars (217) at Tennessee (305)	522
1/2/11, Jaguars (198) at Houston (244)	442
10/6/19, Jaguars (149) at Carolina (285)	434
10/1/17, Jaguars (175) at N.Y. Jets (256)	431
10/30/05, Jaguars (221) at St. Louis (200)	421

FEWEST RUSHING YARDS, BOTH TEAMS - SEASON

2015	3,182
2001	3,211
2016	3,334
2013	3,368
1996	3,431

FEWEST RUSHING YARDS, BOTH TEAMS - GAME

11/17/13, Jaguars (32) vs. Arizona (14)	46
11/20/16, Jaguars (83) at Detroit (14)	97
12/3/01, Jaguars (62) vs. Green Bay (37)	99
11/20/05, Jaguars (49) at Tennessee (63)	112
12/2/18, Jaguars (79) vs. Indianapolis (41)	120

MOST RUSHING ATTEMPTS - SEASON

2017	527
2007	522
1999	514
2006	513
2010	512

MOST RUSHING ATTEMPTS - GAME

12/5/10 at Tennessee	53
11/14/04 vs. Detroit	50
9/21/08 at Indianapolis	48
Four times, last: 9/11/11 vs. Tennessee	47

FEWEST RUSHING ATTEMPTS - SEASON

2015	354
2012	358
2014	360
2001	372

FEWEST RUSHING ATTEMPTS - GAME

11/17/19 at Indianapolis	9
9/14/14 at Washington	10

MOST RUSHING ATTEMPTS, OPPONENT - SEASON

2012	545
2013	507
1995	504
2014	499
2002	487

MOST RUSHING ATTEMPTS, OPPONENT -- GAME

1/3/10 at Cleveland	49
11/1/09 at Tennessee	49
9/9/07 vs. Tennessee	49
9/16/12 vs. Houston	48
12/2/12 at Buffalo	46

FEWEST RUSHING ATTEMPTS, OPPONENT - SEASON

1999	373
2007	390
2010	416
2006	420
2008	428

FEWEST RUSHING ATTEMPTS, OPPONENT - GAME

10/7/07 at Kansas City	10
11/18/18 vs. Pittsburgh	11
11/7/99 at Atlanta	11
10/24/11 vs. Baltimore	12
9/11/11 vs. Tennessee	13
10/5/03 vs. San Diego	13

HIGHEST RUSHING AVERAGE - SEASON

2006	4.95
2010	4.68
2002	4.59
2007	4.58
2009, 2014	4.54



TEAM RECORDS



RUSHING

LOWEST RUSHING AVERAGE - SEASON

2013.....	3.33
1997.....	3.79
2012.....	3.82
1996.....	3.83
2005.....	3.90

HIGHEST RUSHING AVERAGE - GAME

11/1/09 at Tennessee (16 att., 217 yds.).....	13.56
10/14/07 vs. Houston (26 att., 244 yds.).....	9.38
12/10/06 vs. Indianapolis (43 att., 375 yds.).....	8.93
12/28/14 at Houston (14 att., 121 yds.).....	8.64
10/12/1998 vs. Miami (23 att., 183 yds.).....	8.09

LOWEST RUSHING AVERAGE -- GAME

10/2/05 vs. Denver (11 att., 12 yds.).....	1.09
9/22/97 vs. Pittsburgh (26 att., 40 yds.).....	1.54
11/20/05 at Tennessee (30 att., 49 yds.).....	1.63
10/1/00 vs. Pittsburgh (16 att., 26 yds.).....	1.63
9/15/13 at Oakland (19 att., 34 yds.).....	1.79

HIGHEST RUSHING AVERAGE, OPPONENT -- SEASON

2019.....	5.12
2010.....	4.68
1998.....	4.44
2017.....	4.34
2018.....	4.33

HIGHEST RUSHING AVERAGE, OPPONENT -- GAME

10/6/19 at Carolina (27 att., 285 yds.).....	10.56
12/6/18 at Tennessee (32 att., 264 yds.).....	8.25
10/1/17 at N.Y. Jets (32 att., 256 yds.).....	8.00
11/17/19 at Indianapolis (36 att., 264 yds.).....	7.33
9/15/13 at Oakland (34 att., 226 yds.).....	6.65

LOWEST RUSHING AVERAGE, OPPONENT -- SEASON

2003.....	3.18
2001.....	3.43
2006.....	3.48
2015.....	3.68
1997.....	3.81

LOWEST RUSHING AVG., OPPONENT - GAME

11/17/13 vs. Arizona (24 att., 14 yds.).....	0.58
11/20/16 at Detroit (21 att., 14 yds.).....	0.67
10/7/07 at Kansas City (10 att., 10 yds.).....	1.00
11/8/15 at N.Y. Jets (28 att., 29 yds.).....	1.04
9/14/03 vs. Buffalo (32 att., 43 yds.).....	1.34

MOST RUSHING TOUCHDOWNS - SEASON

2006.....	23
1997, 1999.....	20
1998, 2002, 2009.....	19

MOST RUSHING TOUCHDOWNS, OPPONENT - SEASON

2019.....	23
2013.....	20
2010, 2012.....	19

MOST RUSHING TOUCHDOWNS - GAME

12/3/00 vs. Cleveland.....	5
10/12/97 vs. Philadelphia.....	5

MOST RUSHING TOUCHDOWNS, OPPONENT - GAME

Six times, last: 11/24/19 at Tennessee.....	4
---	---

MOST 100-YARD RUSHING GAMES, INDIVIDUAL - SEASON

2000.....	9
2003, 2010.....	7
1998, 2011.....	6

MOST CONSECUTIVE GAMES WITH A RUSHING TD

11/12/06 vs. HOU - 12/31/06 at K.C.....	8
11/21/99 vs. N.O. - 9/3/00 at CLE.....	8
11/11/07 at TEN - 12/23/07 vs. OAK.....	7
9/8/02 vs. IND - 10/27/02 vs. HOU.....	7

MOST CONSECUTIVE GAMES WITH A RUSHING TD, OPPONENT

12/20/15 vs. ATL - 10/27/16 at TEN.....	10
11/17/02 vs. WAS - 12/29/02 at IND.....	7
10/28/01 at BAL - 12/9/01 at CIN.....	7

RECEPTIONS

MOST RECEPTIONS - SEASON

2016.....	369
2019.....	364
2015.....	355
1996.....	353
2013.....	349

MOST RECEPTIONS - GAME

10/20/96 at St. Louis.....	37
10/10/04 at San Diego.....	36
11/17/19 at Indianapolis.....	33
10/7/18 at Kansas City.....	33
10/27/16 at Tennessee.....	33

FEWEST RECEPTIONS - SEASON

2011.....	240
2006.....	266
2002.....	268
1998.....	269
1995.....	275

FEWEST RECEPTIONS - GAME

10/13/02 at Tennessee.....	7
10/28/07 at Tampa Bay.....	7
10/8/17 at Pittsburgh.....	8
12/10/06 vs. Indianapolis.....	8
9/19/04 vs. Denver.....	8

MOST RECEPTIONS, OPPONENT - SEASON

2015.....	390
2014.....	355
2001, 2013.....	354
2009, 2016.....	345

MOST RECEPTIONS, OPPONENT - GAME

11/18/12 at Houston.....	43
9/13/20 vs. Indianapolis.....	36
11/4/07 at New Orleans.....	35
11/15/15 at Baltimore.....	34
10/31/10 at Dallas.....	34

FEWEST RECEPTIONS, OPPONENT - SEASON

2000.....	258
2005.....	285
2017.....	289
1996.....	290

FEWEST RECEPTIONS, OPPONENT - GAME

1/3/10 at Cleveland.....	7
12/3/00 vs. Cleveland.....	7
11/17/96 at Pittsburgh.....	7
Three times, last: 11/25/18 at Buffalo.....	8

MOST RECEIVING YARDS - SEASON

2015.....	4,428
1996.....	4,367
2019.....	4,023
2000.....	3,947
2016.....	3,925

MOST RECEIVING YARDS - GAME

9/22/96 at New England (OT).....	432
10/7/18 at Kansas City.....	430
10/20/96 at St. Louis.....	421
9/30/18 vs. New York Jets.....	388
9/10/00 at Baltimore.....	386

FEWEST RECEIVING YARDS - SEASON

2011.....	2,510
2002.....	3,019
2006.....	3,060
1995.....	3,144
2004.....	3,315

FEWEST RECEIVING YARDS - GAME

12/26/04 vs. Houston.....	54
12/16/18 vs. Washington.....	57
9/3/95 vs. Houston.....	69
12/8/02 vs. Cleveland.....	73
9/16/12 vs. Houston.....	76

MOST RECEIVING YARDS, OPPONENT - SEASON

2015.....	4,528
2010.....	4,193
2013.....	4,187
2014.....	4,174
2019.....	4,088

MOST RECEIVING YARDS, OPPONENT - GAME

11/18/12 at Houston.....	527
11/4/07 at New Orleans.....	445
9/25/00 at Indianapolis.....	440
11/17/13 vs. Arizona.....	419
12/27/15 at New Orleans.....	412

FEWEST RECEIVING YARDS, OPPONENT - SEASON

2017.....	3,074
2005.....	3,223
1999.....	3,263
2006.....	3,278
2018.....	3,354

FEWEST RECEIVING YARDS, OPPONENT - GAME

12/3/00 vs. Cleveland.....	33
9/24/17 vs. Baltimore.....	64
10/8/06 vs. N.Y. Jets.....	71
12/7/03 vs. Houston.....	71
9/9/07 at Tennessee.....	78

MOST RECEIVING TOUCHDOWNS - SEASON

2015.....	35
2007.....	28
2010.....	26
1998, 2016, 2019.....	24



TEAM RECORDS



RECEPTIONS

MOST RECEIVING TOUCHDOWNS - GAME

12/6/15 at Tennessee.....	5
Nine times, last: 9/16/18 vs. New England.....	4

MOST RECEIVING TOUCHDOWNS, OPPONENT - SEASON

2013, 2015.....	29
1995, 2009, 2010.....	28
2008.....	25

MOST RECEIVING TOUCHDOWNS, OPPONENT - GAME

9/22/13 at Seattle.....	5
11/18/12 at Houston.....	5
12/26/99 at Tennessee.....	5
9/10/00 at Baltimore.....	5

HIGHEST RECEIVING AVERAGE - SEASON

1997, 2015.....	12.5
1996, 1998.....	12.4
2007.....	12.1

HIGHEST RECEIVING AVERAGE - GAME

11/9/97 vs. Kansas City.....	22.1
11/18/12 at Houston.....	21.0
12/28/98 vs. Pittsburgh.....	19.2
9/22/96 at New England.....	18.8
10/22/17 at Indianapolis.....	18.3

HIGHEST RECEIVING AVERAGE, OPPONENT - SEASON

2000.....	13.2
2008, 2010.....	12.7
2019.....	12.5

HIGHEST RECEIVING AVERAGE, OPPONENT - GAME

11/16/97 vs. Tennessee.....	20.4
11/25/18 at Buffalo.....	20.0

MOST 100-YARD RECEIVING GAMES BY AN INDIVIDUAL - SEASON

1999, 2000.....	12
1997.....	10

PUNTING / PUNT AND KICKOFF RETURNS

MOST PUNTS - SEASON

2011.....	99
2013.....	95
2014.....	94
2012.....	91
2017.....	87

MOST PUNTS - GAME

9/8/13 vs. Kansas City.....	11
11/16/08 vs. Tennessee.....	10
13 times, last: 12/30/18 vs. Pittsburgh.....	9

FEWEST PUNTS - SEASON

2007.....	54
2010.....	57
1997.....	66
2008.....	67
2003.....	68

MOST PUNTING YARDS - SEASON

2014.....	4,464
2012.....	4,353
2013.....	4,338
2011.....	4,147
2018.....	3,872

HIGHEST PUNTING AVERAGE - SEASON

2012.....	47.3
2019.....	46.8
2016.....	46.6
2014.....	46.5
2015.....	46.3

HIGHEST PUNTING AVERAGE - GAME

9/11/16 vs. Green Bay.....	62.5
9/21/08 at Indianapolis.....	60.0
12/29/19 vs. Indianapolis.....	59.0
12/23/12 vs. New England.....	56.3

MOST KICKOFF RETURNS - SEASON

2010.....	80
1995, 2008.....	74
1996, 2003.....	67

MOST KICKOFF RETURNS - GAME

12/17/95 at Detroit.....	9
12/1/02 vs. Pittsburgh.....	8
11/12/95 vs. Seattle.....	8

MOST KICKOFF RETURN YARDS - SEASON

2010.....	1,903
2008.....	1,678
1995.....	1,532
2009.....	1,492
1996.....	1,463

MOST KICKOFF RETURN YARDS - GAME

10/25/98 at Denver.....	223
12/17/95 at Detroit.....	209
12/26/99 at Tennessee.....	198
9/28/14 at San Diego.....	189
12/3/95 at Denver.....	181

HIGHEST KICKOFF RETURN AVERAGE - SEASON

2013.....	25.9
2014.....	24.0
2019.....	24.2
2005.....	23.9

MOST TOUCHDOWNS, KICKOFF RETURN - GAME

Eight times, last: 12/18/16 at Houston.....	1
---	---

HIGHEST KICKOFF RETURN AVERAGE - GAME (Min 4 returns)

11/4/07 at New Orleans.....	40.5
10/10/10 at Buffalo.....	36.3
11/17/13 vs. Arizona.....	36.0
9/7/08 at Tennessee.....	34.5
9/12/10 vs. Denver.....	34.3

MOST TOUCHDOWNS, KICKOFF RETURN, OPPONENT - GAME

12/30/07 at Houston.....	2
Six times, last: 10/15/17 vs. L.A. Rams.....	1

MOST KICKOFF RETURN YARDS, OPPONENT - SEASON

1998.....	1,858
1997.....	1,730
2000.....	1,523
2005.....	1,327
2007.....	1,323

MOST KICKOFF RETURN YARDS, OPPONENT - GAME

12/30/07 at Houston.....	234
12/10/00 vs. Arizona.....	213
10/10/10 at Buffalo.....	201
11/20/05 at Tennessee.....	196
1/1/06 vs. Tennessee.....	184

MOST PUNT RETURNS - SEASON

2005.....	53
2000.....	46
1998, 1999, 2006.....	45

MOST PUNT RETURNS - GAME

11/12/17 vs. L.A. Chargers.....	7
12/26/10 vs. Washington.....	7
12/18/05 vs. San Francisco.....	7
11/13/05 vs. Baltimore.....	7
12/3/00 vs. Cleveland.....	7

MOST PUNT RETURN YARDS - SEASON

1998.....	581
1999.....	462
2005.....	415
1997.....	412
2004.....	405

HIGHEST PUNT RETURN AVERAGE - SEASON

1998.....	12.9
2015.....	11.6
1997.....	11.4
2002, 2003.....	11.1

HIGHEST PUNT RETURN AVERAGE - GAME (Min. 3)

9/13/98 vs. Kansas City.....	44.7
11/5/17 vs. Cincinnati.....	29.3
12/16/18 vs. Washington.....	28.0

TEAM RECORDS



INTERCEPTIONS

MOST INTERCEPTIONS - SEASON		MOST INTERCEPTIONS, OPPONENT - GAME		MOST INTERCEPTION RETURN YARDS - GAME	
2017.....	21	10/20/96 at St. Louis.....	5	11/5/06 vs. Tennessee.....	110
2006, 2007.....	20	10/7/18 at Kansas City.....	4	10/8/17 at Pittsburgh.....	103
1999, 2005.....	19	9/18/11 at N.Y. Jets.....	4	9/12/99 vs. San Francisco.....	93
MOST INTERCEPTIONS - GAME				MOST INTERCEPTIONS RETURNED FOR A TD - SEASON	
10/8/17 at Pittsburgh.....	5	11/21/10 vs. Cleveland.....	4	1999.....	3
10/31/10 at Dallas.....	4	9/19/10 at San Diego.....	4	2005, 2007, 2008, 2017, 2018.....	2
		11/12/06 vs. Houston.....	4	MOST INTERCEPTIONS RETURNED FOR A TD - GAME	
MOST INTERCEPTIONS, OPPONENT - SEASON		MOST INTERCEPTION RETURN YARDS - SEASON		10/8/17 at Pittsburgh.....	2
2010, 2013.....	21	1999.....	330	18 times, last: 10/20/19 at Cincinnati.....	1
1996.....	20	2017.....	294		
2014, 2015.....	18	2006.....	280		
		2007.....	237		
MOST INTERCEPTIONS RETURNED FOR A TD, OPPONENT - SEASON		MOST INTERCEPTIONS RETURNED FOR A TD, OPPONENT - GAME			
2012.....	5	10/26/14 vs. Miami.....	2		
2014, 2015.....	4	12/30/12 at Tennessee.....	2		
1996, 1998, 2013, 2016.....	3	10/7/12 at Chicago.....	2		
		12/17/06 at Tennessee.....	2		
		11/22/98 at Pittsburgh.....	2		
		30 times, last: 10/7/18 at Kansas City.....	1		

SACKS

MOST SACKS - SEASON		MOST SACKS, OPPONENT - GAME		MOST SACK YARDS, OPPONENT - SEASON	
1999.....	57	9/14/14 at Washington.....	10	2014.....	450
2017.....	55	1/3/16 at Houston.....	8	2001.....	430
1997.....	48	12/14/14 at Baltimore.....	8	1995.....	354
2019.....	47	12/16/01 at Cleveland.....	8	2011.....	331
2005.....	47	12/9/01 at Cincinnati.....	8	2012.....	327
MOST SACKS - GAME		MOST SACK YARDS - SEASON		MOST SACK YARDS, OPPONENT - GAME	
10/22/17 at Indianapolis.....	10.0	1999.....	373	10/25/98 at Denver.....	71
9/10/17 at Houston.....	10.0	2017.....	356	9/14/14 at Washington.....	70
9/19/19 vs. Tennessee.....	9.0	1997.....	331	12/14/14 at Baltimore.....	63
11/7/99 at Atlanta.....	9.0	2019.....	310	9/7/08 at Tennessee.....	59
		2001.....	298	1/3/16 at Houston.....	56
MOST SACKS, OPPONENT - SEASON		MOST SACK YARDS - GAME			
2014.....	71	10/22/17 at Indianapolis.....	64		
2001.....	63	11/7/99 at Atlanta.....	63		
1995.....	57	9/19/19 vs. Tennessee.....	55		
2000.....	54	9/10/17 at Houston.....	54		
2018.....	53	12/21/97 at Oakland.....	52		

PENALTIES

MOST PENALTIES - SEASON		MOST YARDS PENALIZED - SEASON		FEWEST YARDS PENALIZED - GAME	
2019.....	132	2016.....	1,187	12/1/02 vs. Pittsburgh.....	0
2016.....	129	2019.....	1,165	12/22/96 vs. Atlanta.....	3
1996.....	127	2018.....	1,112	Three times, last: 12/27/09 at New England.....	5
MOST PENALTIES - GAME		MOST YARDS PENALIZED - GAME		MOST PENALTIES, OPPONENT - SEASON	
9/22/96 at New England (OT).....	17	9/22/96 at New England.....	148	2005.....	130
12/1/19 vs. Tampa Bay.....	16	10/2/16 vs. Indianapolis.....	145	2004.....	118
10/13/96 at N.Y. Jets.....	15	10/2/19 at Cincinnati.....	130	2014.....	115
10/2/05 vs. Denver.....	15	FEWEST YARDS PENALIZED - SEASON		MOST PENALTIES, OPPONENT - GAME	
FEWEST PENALTIES - SEASON		2009.....	542	1/1/06 vs. Tennessee.....	18
2009.....	70	2014.....	573	12/17/17 vs. Houston.....	14
2014.....	73	2007.....	594	12/5/13 vs. Houston.....	14
2007.....	76			11/26/95 vs. Cincinnati.....	14
FEWEST PENALTIES - GAME					
12/1/02 vs. Pittsburgh.....	0				
Six times, last: 1/1/12 vs. Indianapolis.....	1				



INDIVIDUAL RECORDS



SERVICE

SEASONS

Brad Meester (2000-13).....	14
Mercedes Lewis (2006-17)	12
Josh Scobee (2004-14)	11
Fred Taylor (1998-2008).....	11
Jimmy Smith (1995-2005).....	11
Rashean Mathis (2003-12).....	10
Mark Brunell (1995-2003)	9
Donovin Darius (1998-2006).....	9
David Garrard (2002-10).....	9
Greg Jones (2004-12).....	9
Rob Meier (2000-08).....	9
Daryl Smith (2004-12).....	9
Paul Spicer (2000-08).....	9
Maurice Williams (2001-09)	9
Tony Brackens (1996-2003).....	8
Kyle Brady (1999-2006).....	8
John Henderson (2002-09).....	8
Maurice Jones-Drew (2006-13)	8
Vince Manuwai (2003-10).....	8
Joe Zelenka (2001-08).....	8

GAMES PLAYED

Brad Meester (2000-13).....	209
Jimmy Smith (1995-2005).....	171
Mercedes Lewis (2006-17)	170
Josh Scobee (2004-14)	168
Fred Taylor (1998-2008).....	140
Rob Meier (2000-08).....	138
Rashean Mathis (2003-12).....	137
Joe Zelenka (2001-08).....	128
Daryl Smith (2004-12).....	126
John Henderson (2002-09).....	124

CONSECUTIVE GAMES PLAYED

Joe Zelenka (2001-08).....	128
Josh Scobee (2007-14).....	119
Tyson Alualu (2010-15).....	96
Bryan Barker (1995-2000).....	96
Brad Meester (2000-05).....	92
Brad Meester (2008-13).....	89
Jimmy Smith (1995-2000).....	88
Marcus Stroud (2001-06).....	86
John Henderson (2002-06).....	82
Mike Hollis (1995-2000).....	82

GAMES STARTED

Brad Meester (2000-13).....	209
Mercedes Lewis (2006-17)	157
Jimmy Smith (1995-2005).....	150
Fred Taylor (1998-2008).....	136
Rashean Mathis (2003-12).....	129
Daryl Smith (2004-12).....	124
John Henderson (2002-09).....	120
Mark Brunell (1995-2003).....	117
Donovin Darius (1998-2006).....	115
Kyle Brady (1999-2006).....	109

CONSECUTIVE GAMES STARTED

Brad Meester (Sept. 3, 2000-Dec. 4, 2005).....	92
Brad Meester (Oct. 26, 2008-Dec. 22, 2013).....	89
Rashean Mathis (Sept. 7, 2003-Nov. 25, 2007)	74
Blake Bortles (Sept. 28, 2014-Nov. 25, 2018)	72
Vince Manuwai (Nov. 30, 2003-Dec. 23, 2007).....	68
Marcus Stroud (Sept. 8, 2002-Oct. 1, 2006).....	68
Tyson Alualu (Sept. 12, 2011-Dec. 29, 2013)	64
Maurice Williams (Sept. 7, 2003-Dec. 31, 2006)	64
Chris Naeole (Sept. 8, 2002-Dec. 24, 2005).....	63
Uche Nwaneri (Oct. 4, 2009-Dec. 23, 2012).....	60

SCORING

POINTS

Josh Scobee (2004-14)	1,022
Mike Hollis (1995-2001).....	764
Maurice Jones-Drew (2006-13)	486
Fred Taylor (1998-2008).....	424
Jimmy Smith (1995-2005).....	418
JOSH LAMBO (2017-20)	288
Jason Myers (2015-17).....	268
James Stewart (1995-99).....	228
Mercedes Lewis (2006-17).....	200
Keenan McCardell (1996-2001).....	190

CONSECUTIVE GAMES SCORING

Mike Hollis (Dec. 24, 1995-Sept. 10, 2000).....	67
Josh Scobee (Jan. 2, 2005-Oct. 4, 2009).....	61
Josh Scobee (Oct. 18, 2009-Oct. 28, 2012)	50
Jason Myers (Sept. 13, 2015-Oct. 15, 2017).....	38
Josh Scobee (Sept. 15, 2013-Dec. 28, 2014).....	31
Mike Hollis (Oct. 16, 2000-Dec. 30, 2001).....	25
JOSH LAMBO (Oct. 22, 2015 - Nov. 25, 2018).....	21
Seth Marler (Sept. 7, 2003-Dec. 28, 2003).....	16
Josh Scobee (Sept. 12-Dec. 19, 2004).....	14
Mike Hollis (Sept. 3-Dec. 10, 1995).....	14
Several players tied	8

TOUCHDOWNS

Maurice Jones-Drew (2006-13)	81
Fred Taylor (1998-2008)	70
Jimmy Smith (1995-2005).....	69
James Stewart (1995-99).....	38
Mercedes Lewis (2006-17)	33
Keenan McCardell (1996-2001)	30
Allen Robinson (2014-17)	22
Allen Hurns (2014-17).....	21
Stacey Mack (1999-2002).....	20
Leonard Fournette (2017-19)	19
Reggie Williams (2004-08)	18

CONSECUTIVE GAMES SCORING TD

Maurice Jones-Drew (Nov. 12-Dec. 31, 2006).....	8
Fred Taylor (Sept. 20-Nov. 22, 1998)	8
Allen Hurns (Sept. 27-Nov. 15, 2015).....	7
Fred Taylor (Nov. 12-Dec. 23, 2000).....	7
Leonard Fournette (Sept. 10-Oct. 15, 2017)	6
Allen Robinson (Nov. 29-Dec. 27, 2015).....	5
Maurice Jones-Drew (Oct. 18-Nov. 22, 2009)	5
Maurice Jones-Drew (Nov. 4-Dec. 2, 2007).....	5

FIELD GOALS MADE

Josh Scobee (2004-14)	235
Mike Hollis (1995-2001).....	175
JOSH LAMBO (2017-19).....	74
Jason Myers (2015-17).....	64
Seth Marler (2003).....	20

FIELD GOAL PERCENTAGE (MIN. 25 FGA)

JOSH LAMBO (2017-19).....	94.9
Jason Myers (2015-17)	81.0
Josh Scobee (2004-14)	80.8
Mike Hollis (1995-2001).....	80.6

EXTRA POINTS MADE

Josh Scobee (2004-14)	317
Mike Hollis (1995-2001).....	239
Jason Myers (2015-17).....	76
JOSH LAMBO (2017-19).....	63
Seth Marler (2003)	30
John Carney (2007)	20

CONSECUTIVE GAMES SCORING FG

Josh Scobee (Nov. 14, 2010-Oct. 24, 2011).....	15
JOSH LAMBO (Oct. 22 - Sept. 30, 2018).....	14
Josh Scobee (Oct. 29, 2006-Dec. 16, 2007)	13
Mike Hollis (Sept. 12-Nov. 21, 1999)	10
Josh Scobee (Nov. 24, 2013-Sept. 21, 2014).....	9
Josh Scobee (Sept. 15-Nov. 10, 2013)	8
Josh Scobee (Jan. 3-Oct. 24, 2010).....	8
Josh Scobee (Nov. 13, 2005-Jan. 1, 2006).....	8
Seth Marler (Sept. 7-Nov. 2, 2003).....	8
Mike Hollis (Dec. 24, 1995-Oct. 13, 1996).....	8

CONSECUTIVE FIELD GOALS MADE

JOSH LAMBO (DEC. 2, 2018-NOV. 3, 2019)	24
JOSH LAMBO (NOV. 19, 2017-NOV. 11, 2018).....	24
Josh Scobee (Nov. 27, 2011-Nov. 4, 2012)	20
Mike Hollis (Nov. 1, 1998-Sept. 19, 1999).....	20
Jason Myers (Nov. 15, 2015-Sept. 11, 2016).....	16
Mike Hollis (Oct. 12-Nov. 30, 1997).....	16
Josh Scobee (Sept. 11-Nov. 13, 2011)	15
Josh Scobee (Oct. 1-Nov. 26, 2006).....	15
Josh Scobee (Dec. 23, 2012-Nov. 10, 2013)	14
Josh Scobee (Sept. 12-Nov. 14, 2010).....	14

LONGEST FIELD GOALS

Josh Scobee (Oct. 3, 2010 vs. IND).....	59
Jason Myers (Sept. 20, 2015 vs. MIA).....	58
JOSH LAMBO (OCT. 28, 2018 VS. PHI).....	57
JOSH LAMBO (DEC. 29, 2019 VS. IND).....	56
JOSH LAMBO (NOV. 5, 2017 VS. CIN)	56
Jason Myers (Dec. 24, 2016 vs. TEN).....	56
JOSH LAMBO (Nov. 11, 2018 AT IND).....	55
Josh Scobee (Dec. 15, 2013 vs. BUF)	55
Josh Scobee (Sept. 18, 2011 at NYJ).....	55

CONSECUTIVE EXTRA POINTS MADE

Mike Hollis (Oct. 22, 1995-Dec. 9, 2001)	220
Josh Scobee (Nov. 8, 2009-Jan. 1, 2012).....	82
Josh Scobee (Sept. 12, 2004-Jan. 1, 2006)	59
Josh Scobee (Dec. 16, 2007-Nov. 1, 2009).....	58
Josh Scobee (Sept. 10, 2006-Dec. 16, 2007)	55
Josh Scobee (Sept. 16, 2012-Dec. 22, 2013)	39
Seth Marler (Sept. 7-Dec. 28, 2003)	30



INDIVIDUAL RECORDS




PASSING

PASSING YARDS

Mark Brunell (1995-2003)	25,698
Blake Bortles (2014-18)	17,646
David Garrard (2002-10)	16,003
Byron Leftwich (2003-06)	9,042
Chad Henne (2012-17)	5,817
Blaine Gabbert (2011-13)	4,357
GARDNER MINSHEW II (2019-20)	4,058
Quinn Gray (2005-07)	1,252

CONSECUTIVE PASS COMPLETIONS

David Garrard (Nov. 14-21, 2010)	17
GARDNER MINSHEW (SEPT. 13, 2020)	16
David Garrard (Oct. 17-24, 2004)	15
GARDNER MINSHEW II (SEPT. 8, 2019)	13
Mark Brunell (Sept. 7, 2003 at Car.)	13
Mark Brunell (Oct. 6, 1996 at N.O.)	13



LONGEST PASS COMPLETIONS

Blake Bortles (Dec. 27, 2015 at N.O.)	90t
Byron Leftwich (Sept. 28, 2003 at HOU)	84t
Chad Henne (Nov. 18, 2012 at HOU)	81t
Blake Bortles (Nov. 11, 2018 at IND)	80
Blake Bortles (Dec. 13, 2015 vs. IND)	80t
Blaine Gabbert (Sept. 23, 2012 at IND)	80t
Quinn Gray (Nov. 4, 2007 at N.O.)	80t
Mark Brunell (Sept. 15, 2002 at K.C.)	79t
Mark Brunell (Nov. 1, 1998 at BAL)	78t
Blake Bortles (Dec. 10, 2017 vs. SEA)	75t
David Garrard (Nov. 21, 2010 vs. CLE)	75
Mark Brunell (Nov. 9, 1997 vs. K.C.)	75

AVG. GAIN PER ATTEMPT (MIN. 200 ATTEMPTS)

Mark Brunell (1995-2003)	7.1
GARDNER MINSHEW II (2019-20)	7.0
David Garrard (2002-10)	7.0
Byron Leftwich (2003-06)	6.7
Blake Bortles (2014-18)	6.7
Chad Henne (2012-17)	6.5

PASS ATTEMPTS

Mark Brunell (1995-2003)	3,616
Blake Bortles (2014-18)	2,632
David Garrard (2002-10)	2,281
Byron Leftwich (2003-06)	1,344
Chad Henne (2012-17)	891
Blaine Gabbert (2011-13)	777
GARDNER MINSHEW II (2019-20)	577
Quinn Gray (2005-07)	180

TOUCHDOWN PASSES

Mark Brunell (1995-2003)	144
Blake Bortles (2014-18)	103
David Garrard (2002-10)	89
Byron Leftwich (2003-06)	51
Chad Henne (2012-17)	27
GARDNER MINSHEW II (2019-20)	27
Blaine Gabbert (2011-13)	22
Quinn Gray (2005-07)	12

INTERCEPTIONS THROWN

Mark Brunell (1995-2003)	86
Blake Bortles (2014-18)	75
David Garrard (2002-10)	54
Byron Leftwich (2003-06)	36
Chad Henne (2012-17)	26
Blaine Gabbert (2011-13)	24

INTERCEPTION % (MIN. 125 ATTEMPTS)

Cody Kessler (2018)	1.5
GARDNER MINSHEW II (2019-20)	1.6
David Garrard (2002-10)	2.4
Mark Brunell (1995-2003)	2.4
Byron Leftwich (2003-06)	2.7
Quinn Gray (2005-07)	2.8
Blake Bortles (2014-18)	2.8
Chad Henne (2012-17)	2.9

LONGEST PASSING TOUCHDOWNS

Blake Bortles (Dec. 27, 2015 at N.O.)	90
Byron Leftwich (Sept. 28, 2003 at HOU)	84
Chad Henne (Nov. 18, 2012 at HOU)	81
Blake Bortles (Nov. 11, 2018 at IND)	80
Blake Bortles (Dec. 13, 2015 vs. IND)	80
Blaine Gabbert (Sept. 23, 2012 at IND)	80
Quinn Gray (Nov. 4, 2007 at N.O.)	80
Mark Brunell (Sept. 15, 2002 at K.C.)	79
Mark Brunell (Nov. 1, 1998 at BAL)	78
Blake Bortles (Dec. 10, 2017 vs. SEA)	75

300-YARD PASSING GAMES

Mark Brunell (1995-2003)	22
Blake Bortles (2014-18)	20
David Garrard (2002-10)	6
Chad Henne (2012-17)	5
Byron Leftwich (2003-06)	4
GARDNER MINSHEW II (2019-20)	3
Quinn Gray (2003-07)	2

400-YARD PASSING GAMES

Mark Brunell (1995-2003)	2
Blake Bortles (2014-18)	1

PASS COMPLETIONS

Mark Brunell (1995-2003)	2,184
Blake Bortles (2014-18)	1,561
David Garrard (2002-10)	1,406
Byron Leftwich (2003-06)	789
Chad Henne (2012-17)	513
Blaine Gabbert (2011-13)	414
GARDNER MINSHEW II (2019-20)	364
Quinn Gray (2005-07)	101

CONSECUTIVE GAMES WITH TD PASS

Blake Bortles (Sept. 13-Dec. 27, 2015)	15
Mark Brunell (Oct. 7, 2001-Sept. 15, 2002)	14
Byron Leftwich (Nov. 30, 2003-Oct. 24, 2004)	12
Blake Bortles (Sept. 11-Nov. 27, 2016)	11
Mark Brunell (Oct. 22, 2000-Sept. 1, 2001)	10
David Garrard (Dec. 17, 2006-Oct. 14, 2007)	8
Byron Leftwich (Sept. 25-Nov. 20, 2005)	8
Mark Brunell (Oct. 19-Dec. 7, 1997)	8
Mark Brunell (Sept. 17-Nov. 12, 1995)	8

CONSECUTIVE GAMES WITH NO INTs

David Garrard (Sept. 9-Nov. 25, 2007)	8
David Garrard (Dec. 11, 2005-Nov. 5, 2006)	6
Mark Brunell (Oct. 11-Nov. 14, 1999)	5
Mark Brunell (Dec. 1, 1996-Sept. 22, 1997)	5

CONSECUTIVE PASSES WITH NO INTs

David Garrard (Sept. 9-Nov. 25, 2007)	209
David Garrard (Dec. 4, 2005-Nov. 12, 2006)	175
Mark Brunell (Nov. 24, 1996-Sept. 28, 1997)	172
GARDNER MINSHEW II (SEPT. 8-OCT. 13, 2019)	163
David Garrard (Nov. 22-Dec. 17, 2009)	155

PASSER RATING (MIN. 200 ATTEMPTS)

GARDNER MINSHEW II (2019-20)	93.1
David Garrard (2002-10)	85.8
Mark Brunell (1995-2003)	85.4
Blake Bortles (2014-18)	80.6
Byron Leftwich (2003-06)	80.5
Chad Henne (2012-17)	75.4

COMPLETION % (MIN. 200 ATTEMPTS)

GARDNER MINSHEW II (2019)	63.1
David Garrard (2002-10)	61.6
Mark Brunell (1995-2003)	60.4
Blake Bortles (2014-18)	59.3
Byron Leftwich (2003-06)	58.7
Chad Henne (2012-17)	57.6
Blaine Gabbert (2011-13)	53.3



INDIVIDUAL RECORDS



RUSHING

RUSHING YARDS

Fred Taylor (1998-2008)	11,271
Maurice Jones-Drew (2006-13)	8,071
James Stewart (1995-99)	2,951
Leonard Fournette (2017-19)	2,631
Mark Brunell (1995-2003)	2,219
T.J. Yeldon (2015-18)	1,872
Blake Bortles (2014-18)	1,775
David Garrard (2002-10)	1,746
Stacey Mack (1999-2002)	1,498
Natrone Means (1996-97)	1,330

CONSECUTIVE GAMES WITH RUSHING TD

Maurice Jones-Drew (Nov. 12-Dec. 31, 2006)	8
Maurice Jones-Drew (Oct. 18-Nov. 22, 2009)	5
Maurice Jones-Drew (Nov. 11-Dec. 2, 2007)	4
Fred Taylor (Dec. 3-23, 2000)	4
Fred Taylor (Dec. 13, 1999-Jan. 2, 2000)	4
James Stewart (Nov. 21-Dec. 13, 1999)	4
Fred Taylor (Nov. 1-22, 1998)	4
Natrone Means (Nov. 9-30, 1997)	4

RUSHING ATTEMPTS

Fred Taylor (1998-2008)	2,428
Maurice Jones-Drew (2006-13)	1,804
James Stewart (1995-99)	765
Leonard Fournette (2017-19)	666
T.J. Yeldon (2015-18)	465
Mark Brunell (1995-2003)	429
Natrone Means (1996-97)	396
David Garrard (2002-10)	380
Stacey Mack (1999-2002)	372
Blake Bortles (2014-18)	281
Greg Jones (2004-12)	270

RUSHING AVERAGE (MIN. 100 ATTEMPTS)

Blake Bortles (2014-18)	6.32
Mark Brunell (1995-2003)	5.17
Fred Taylor (1998-2008)	4.64
David Garrard (2002-10)	4.59
Maurice Jones-Drew (2006-13)	4.47
Rashad Jennings (2009-12)	4.21
Jordan Todman (2012-14)	4.05
T.J. Yeldon (2015-18)	4.03
Stacey Mack (1999-2002)	4.03

LONGEST RUNS FROM SCRIMMAGE

Leonard Fournette (OCT 8, 2017 at PIT)	90t
Leonard Fournette (SEPT. 29, 2019 at DEN)	81
Maurice Jones-Drew (Nov. 1, 2009 at TEN)	80t
Fred Taylor (Dec. 9, 2007 vs. CAR)	80t
Maurice Jones-Drew (Nov. 1, 2009 at TEN)	79t
Fred Taylor (Oct. 12, 1998 vs. MIA)	77t
Fred Taylor (Oct. 14, 2007 vs. HOU)	76
Fred Taylor (Dec. 10, 2006 vs. IND)	76
Leonard Fournette (Oct. 15, 2017 vs. LAR)	75t

LONGEST RUSHING TDs

Leonard Fournette (OCT. 8, 2017 at PIT)	90
Maurice Jones-Drew (Nov. 1, 2009 at TEN)	80
Fred Taylor (Dec. 9, 2007 vs. CAR)	80
Fred Taylor (Oct. 12, 1998 vs. MIA)	77
Leonard Fournette (Oct. 15, 2017 vs. LAR)	75

RUSHING TOUCHDOWNS

Maurice Jones-Drew (2006-13)	68
Fred Taylor (1998-2008)	62
James Stewart (1995-99)	33
Stacey Mack (1999-2002)	19
Leonard Fournette (2017-19)	17
David Garrard (2002-10)	17
Mark Brunell (1995-2003)	14
Natrone Means (1996-97)	11
Greg Jones (2004-12)	10

200-YARD RUSHING GAMES

Leonard Fournette (2017-19)	1
Fred Taylor (1998-2008)	1

100-YARD RUSHING GAMES

Fred Taylor (1998-2008)	48
Maurice Jones-Drew (2006-13)	27
Leonard Fournette (2017-19)	8
James Stewart (1995-99)	6
T.J. Yeldon (2015-18)	3

CONSECUTIVE 100-YARD GAMES

Fred Taylor (Oct. 16-Dec. 17, 2000)	9
Maurice Jones-Drew (Oct. 31-Dec. 12, 2010)	6
Fred Taylor (Nov. 25-Dec. 23, 2007)	5
Maurice Jones-Drew (Dec. 15, 2011-Jan. 1, 2012)	3
Fred Taylor (Nov. 14-28, 2004)	3
Fred Taylor (Nov. 23-Dec. 7, 2003)	3
Stacey Mack (Dec. 16-30, 2001)	3



RECEIVING

RECEPTIONS

Jimmy Smith (1995-2005)	862
Keenan McCardell (1996-2001)	499
Mercedes Lewis (2006-17)	375
Maurice Jones-Drew (2006-13)	335
Fred Taylor (1998-2008)	286
Kyle Brady (1999-2006)	241
Allen Robinson (2014-17)	202
Pete Mitchell (1995-2002)	191
Reggie Williams (2004-08)	189
Allen Hurns (2014-17)	189

CONSECUTIVE GAMES WITH RECEPTION

Jimmy Smith (Oct. 29, 1995-Dec. 17, 2000)	86
Jimmy Smith (Sept. 9, 2001-Jan. 1, 2006)	76
Maurice Jones-Drew (Dec. 10, 2006-Dec. 19, 2010)	65
Keenan McCardell (Dec. 28, 1998-Jan. 6, 2002)	49
Keenan McCardell (Sept. 1, 1996-Dec. 13, 1998)	45
Allen Robinson (Sept. 7, 2014-Sept. 10, 2017)	43
Allen Hurns (Sept. 7, 2014-Oct. 27, 2016)	38
Leonard Fournette (Sept. 10, 2017 - Dec. 22, 2019)	36

RECEIVING YARDS

Jimmy Smith (1995-2005)	12,287
Keenan McCardell (1996-2001)	6,393
Mercedes Lewis (2006-16)	4,502
Maurice Jones-Drew (2006-13)	2,873
Allen Robinson (2014-17)	2,848
Allen Hurns (2014-17)	2,631
Kyle Brady (1999-2006)	2,500
Fred Taylor (1998-2008)	2,361
Cecil Shorts III (2011-14)	2,343
Reggie Williams (2004-08)	2,322
Marqise Lee (2014-19)	2,184

CONSECUTIVE GAMES WITH RECEIVING TD

Allen Hurns (Sept. 27-Nov. 15, 2015)	7
Allen Robinson (Nov. 29-Dec. 27, 2015)	5
Julius Thomas (Nov. 19-Dec. 13, 2015)	4
Mercedes Lewis (Dec. 1-22, 2013)	4
Cecil Shorts III (Nov. 8-Dec. 2, 2012)	4
Reggie Williams (Dec. 9-30, 2007)	4

RECEIVING TOUCHDOWNS

Jimmy Smith (1995-2005)	67
Mercedes Lewis (2006-17)	33
Keenan McCardell (1996-2001)	30
Allen Robinson (2014-17)	22
Allen Hurns (2014-17)	21
Reggie Williams (2004-08)	18
Ernest Wilford (2004-10)	15
Matt Jones (2005-08)	15
Mike Sims-Walker (2008-11)	14
Kyle Brady (1999-2006)	13

YARDS PER RECEPTION (MIN. 100 RECEPTIONS)

KEELAN COLE (2017-20)	14.80
Jimmy Smith (1995-2005)	14.25
Allen Hurns (2014-17)	14.12
Allen Robinson (2014-17)	14.10
Ernest Wilford (2004-10)	13.86
Mike Sims-Walker (2008-11)	13.49
Cecil Shorts III (2011-14)	13.31



INDIVIDUAL RECORDS



RECEIVING



200-YARD RECEIVING GAMES

Jimmy Smith (1995-2005).....	2
Justin Blackmon (2012-13).....	1
Keenan McCardell (1996-2001).....	1

100-YARD RECEIVING GAMES

Jimmy Smith (1995-2005).....	46
Keenan McCardell (1996-2001).....	19
Allen Robinson (2014-17).....	8
Allen Hurns (2014-17).....	8
Cecil Shorts III (2011-14).....	7
Matt Jones (2005-08).....	6
Mike Sims-Walker (2008-10).....	6
DJ CHARK JR. (2018-19).....	3
KEELAN COLE (2017-19).....	3
Justin Blackmon (2012-13).....	3

LONGEST RECEPTIONS

Allen Robinson (Dec. 27, 2015 at N.O.).....	90t
Troy Edwards (Sept. 28, 2003 at HOU).....	84t
Justin Blackmon (Nov. 18, 2012 at HOU).....	81t
Donte Moncrief (Dec. 11, 2018 at IND).....	80t
Allen Hurns (Dec. 13, 2015 vs. IND).....	80t
Cecil Shorts III (Sept. 23, 2012 at IND).....	80t
Reggie Williams (Nov. 4, 2007 at N.O.).....	80t

CONSECUTIVE 100-YARD GAMES

Jimmy Smith (Oct. 24-Nov. 14, 2004).....	3
Jimmy Smith (Dec. 19, 1999-Jan. 2, 2000).....	3
Jimmy Smith (Nov. 21-Dec. 2, 1999).....	3
Jimmy Smith (Sept. 12-26, 1999).....	3
Jimmy Smith (Nov. 29-Dec. 13, 1998).....	3
Jimmy Smith (Nov. 9-23, 1997).....	3
Jimmy Smith (Aug. 31-Sept. 22, 1997).....	3

LONGEST RECEIVING TDs

Allen Robinson (Dec. 27, 2015 at N.O.).....	90
Troy Edwards (Sept. 28, 2003 at HOU).....	84
Justin Blackmon (Nov. 18, 2012 at HOU).....	81
Donte Moncrief (Nov. 11, 2018 at IND).....	80
Allen Hurns (Dec. 13, 2015 vs. IND).....	80
Cecil Shorts III (Sept. 23, 2012 at IND).....	80
Reggie Williams (Nov. 4, 2007 at N.O.).....	80
Patrick Johnson (Sept. 15, 2002 at K.C.).....	79
Fred Taylor (Nov. 1, 1998 at BAL).....	78
KEELAN COLE (DEC. 10, 2017 vs. SEA).....	75

YARDAGE

SCRIMMAGE YARDS

Fred Taylor (1998-2008).....	13,632
Jimmy Smith (1995-2005).....	12,286
Maurice Jones-Drew (2006-13).....	10,944
Keenan McCardell (1996-2001).....	6,393
Mercedes Lewis (2006-17).....	4,502
James Stewart (1995-99).....	3,804
Leonard Fournette (2017-19).....	3,640
T.J. Yeldon (2015-18).....	3,174
Allen Robinson (2014-17).....	2,848
Allen Hurns (2014-17).....	2,631

ALL-PURPOSE YARDS

Fred Taylor (1998-2008).....	13,640
Maurice Jones-Drew (2006-13).....	13,115
Jimmy Smith (1995-2005).....	12,875
Keenan McCardell (1996-2001).....	6,499
Mercedes Lewis (2006-17).....	4,502
James Stewart (1995-99).....	3,804
Reggie Barlow (1996-2000).....	3,687
Leonard Fournette (2017-19).....	3,640
Mike Thomas (2009-12).....	3,276
T.J. Yeldon (2015-18).....	3,174
Allen Robinson (2014-17).....	2,848

PUNTING

PUNTS

Bryan Barker (1995-2000).....	456
Chris Hanson (2001-06).....	424
Bryan Anger (2012-15).....	360
Adam Podlesh (2007-10).....	229
LOGAN COOKE (2018-20).....	169
Brad Nortman (2016-17).....	164

LONGEST PUNTS

Bryan Barker (Oct. 11, 1999 at NYJ).....	83
Brad Nortman (Oct. 2, 2016 vs. IND).....	78
Adam Podlesh (Oct. 28, 2007 at T.B.).....	76
Chris Hanson (Nov. 20, 2005 at TEN).....	74
Bryan Anger (Oct. 4, 2012 vs. DET).....	73
LOGAN COOKE (DEC. 16, 2017 vs. WAS).....	72
Bryan Anger (Dec. 14, 2014 at BAL).....	69
Chris Hanson (Sept. 12, 2004 at BUF).....	69
Brad Nortman (Dec. 18, 2016 at HOU).....	67
Brad Nortman (Sept. 11, 2016 vs. G.B.).....	67

PUNT YARDS

Bryan Barker (1995-2000).....	19,849
Chris Hanson (2001-06).....	18,190
Bryan Anger (2012-15).....	16,855
Adam Podlesh (2007-10).....	9,751
Brad Nortman (2016-17).....	7,424
LOGAN COOKE (2018-20).....	7,752

INSIDE THE 20

Bryan Barker (1995-2000).....	151
Chris Hanson (2001-06).....	136
Bryan Anger (2011-15).....	113
Adam Podlesh (2007-10).....	75
LOGAN COOKE (2018-20).....	64

GROSS AVERAGE (MIN. 100 PUNTS)

Bryan Anger (2012-15).....	46.8
LOGAN COOKE (2018-20).....	45.9
Brad Nortman (2016-17).....	45.3
Bryan Barker (1995-2000).....	43.5
Chris Hanson (2001-06).....	42.9

NET AVERAGE (MIN. 100 PUNTS)

LOGAN COOKE (2018-20).....	42.7
Bryan Anger (2012-15).....	40.5
Brad Nortman (2016-17).....	39.2
Adam Podlesh (2007-10).....	37.8

FEWEST TOUCHBACKS (MIN. 100 PUNTS)

LOGAN COOKE (2018-20).....	10
Brad Nortman (2016-17).....	17
Adam Podlesh (2007-10).....	19
Bryan Anger (2012-15).....	27
Bryan Barker (1995-2000).....	43

INDIVIDUAL RECORDS



RETURNS

KICKOFF RETURNS

Maurice Jones-Drew (2006-13)	79
Deji Karim (2010-11)	77
Brian Witherspoon (2008-09)	76
Reggie Barlow (1996-2000)	70
Jordan Todman (2012-14)	68
Willie Jackson (1995-97)	58
David Allen (2003-04)	52
Derrick Wimbush (2005-06)	47
Elvis Joseph (2001-02)	44
Corey Grant (2015-18)	41

LONGEST KICKOFF RETURNS

Marqise Lee (Dec. 18, 2016 at HOU)	100t
Maurice Jones-Drew (Nov. 4, 2007 at N.O.)	100t
Alvis Whitted (Dec. 26, 1999 at TEN)	98t
Elvis Joseph (Nov. 18, 2001 at PIT)	95t
Maurice Jones-Drew (Dec. 10, 2006 vs. IND)	93t
Reggie Barlow (Dec. 7, 1997 vs. N.E.)	92t

PUNT RETURNS

Reggie Barlow (1996-2000)	146
Alvin Pearman (2005-08)	81
Mike Thomas (2009-12)	75
Ace Sanders (2013-14)	57
DEDE WESTBROOK (2017-20)	44
David Allen (2003-04)	42
Rashad Greene Sr. (2015-18)	41
Jaydon Mickens (2017-18)	39
Damon Gibson (2001-02)	39
Chris Hudson (1995-98)	32

KICKOFF RETURN YARDS

Maurice Jones-Drew (2006-12)	2,054
Deji Karim (2010-11)	1,900
Brian Witherspoon (2008-09)	1,818
Jordan Todman (2012-14)	1,762
Reggie Barlow (1996-2000)	1,634
Willie Jackson (1995-97)	1,206
Derrick Wimbush (2005-06)	1,136
David Allen (2003-04)	1,041
Elvis Joseph (2001-02)	990
Corey Grant (2015-18)	967

KICK RETURN AVERAGE (MIN. 50 RETURNS)

Maurice Jones-Drew (2006-13)	26.00
Jordan Todman (2012-14)	25.91
Deji Karim (2010-11)	24.68
Brian Witherspoon (2008-09)	23.92
Reggie Barlow (1996-2000)	23.34
Willie Jackson (1995-97)	20.79

PUNT RETURN AVERAGE (MIN. 25 RETURNS)

Bobby Shaw (2002)	12.40
David Allen (2003-04)	11.14
Rashad Greene Sr. (2015-18)	10.93
Chris Hudson (1995-98)	10.88
Reggie Barlow (1996-2000)	10.83
Jermaine Lewis (2003-04)	9.71
DEDE WESTBROOK (2017-20)	9.70
Jaydon Mickens (2017-18)	8.87
Alvin Pearman (2005-08)	8.56
Damon Gibson (2001-02)	8.54

PUNT RETURN TOUCHDOWNS

Reggie Barlow (1996-2000)	2
DEDE WESTBROOK (2017-20)	1
Jaydon Mickens (2017-18)	1
Rashad Greene Sr. (2015-18)	1
Mike Thomas (2009-12)	1
Bobby Shaw (2002)	1

KICKOFF RETURN TOUCHDOWNS

Maurice Jones-Drew (2006-11)	2
Marqise Lee (2014-2019)	1
Derrick Wimbush (2005-06)	1
Jimmy Smith (1995-2005)	1
Elvis Joseph (2001-02)	1
Alvis Whitted (1998-2001)	1
Reggie Barlow (1996-2000)	1



PUNT RETURN YARDS

Reggie Barlow (1996-2000)	1,581
Alvin Pearman (2005-08)	693
Mike Thomas (2009-12)	620
David Allen (2003-04)	468
Rashad Greene Sr. (2015-18)	448
DEDE WESTBROOK (2017-20)	425
Ace Sanders (2013-14)	367
Chris Hudson (1995-98)	348
Jaydon Mickens (2017-18)	346
Damon Gibson (2001-02)	333

LONGEST PUNT RETURNS

Reggie Barlow (Sept. 13, 1998 vs. K.C.)	85t
Mike Thomas (Dec. 19, 2010 at IND)	78t
DEDE WESTBROOK (DEC. 16, 2018 vs. WAS)	74t
Reggie Barlow (Nov. 21, 1999 vs. N.O.)	74t
Rashad Greene Sr. (Dec. 13, 2015 vs. IND)	73t
Jaydon Mickens (Dec. 10, 2017 vs. SEA)	72
Bobby Shaw (Oct. 6, 2002 vs. PHI)	69t

DEFENSE

INTERCEPTIONS

Rashean Mathis (2003-12)	30
Aaron Beasley (1996-2001)	15
Donovin Darius (1998-2006)	14
Derek Cox (2009-12)	12
Paul Posluszny (2011-17)	11
Jalen Ramsey (2016-19)	9
Telvin Smith Sr. (2014-18)	9
A.J. Bouye (2017-19)	8
Mike Peterson (2003-08)	8
Chris Hudson (1995-98)	8

LONGEST INTERCEPTION RETURNS

Aaron Beasley (Sept. 12, 1999 vs. S.F.)	93t
Rashean Mathis (Oct. 5, 2008 vs. PIT)	72t
Tashaun Gipson Sr. (Sept. 10, 2017 at HOU)	67
Rashean Mathis (Sept. 21, 2008 at IND)	61t
Paul Posluszny (Oct. 13, 2013 at DEN)	59t

INTs RETURNED FOR TOUCHDOWN

Rashean Mathis (2003-12)	3
Telvin Smith Sr. (2014-18)	3
Aaron Beasley (1996-2001)	2

CONSECUTIVE GAMES WITH INT

Brian Williams (Oct. 14-Nov. 11, 2007)	3
Rashean Mathis (Jan. 1 - Sept. 18, 2006)	3
Barry Church (Dec. 17 - 24, 2017)	2
A.J. Bouye (Nov. 12 - 19, 2017)	2
A.J. Bouye (Sept. 24 - Oct. 1, 2017)	2
Jalen Ramsey (Dec. 3-10, 2017)	2
Jalen Ramsey (Dec. 18-24, 2016)	2
Geno Hayes (Dec. 5-15, 2013)	2
Derek Cox (Oct. 7-21, 2012)	2
Morgan Trent (Dec. 24, 2011-Jan. 1, 2012)	2
Rashean Mathis (Dec. 31, 2006-Sept. 9, 2007)	2
Gerald Sensabaugh (Dec. 3-10, 2006)	2
Rashean Mathis (Sept. 10-18, 2006)	2
Rashean Mathis (Oct. 16-30, 2005)	2
Donovin Darius (Nov. 21-28, 2004)	2
Mike Peterson (Nov. 23-30, 2003)	2
Marlon McCree (Dec. 1-8, 2002)	2
Marlon McCree (Nov. 10-17, 2002)	2
Donovin Darius (Oct. 31-Nov. 7, 1999)	2
Chris Hudson (Sept. 20-27, 1998)	2
Chris Hudson (Nov. 2-9, 1997)	2
James Williams (Nov. 26-Dec. 3, 1995)	2



INDIVIDUAL RECORDS



DEFENSE

SACKS

Tony Brackens (1996-2003).....	55.0
Yannick Ngakoue (2016-19).....	37.5
Joel Smeenge (1995-2000).....	34.0
Calais Campbell (2017-19).....	31.5
John Henderson (2002-09).....	29.0
Paul Spicer (2001-08).....	28.5
Kevin Hardy (1996-2001).....	28.5

CONSECUTIVE GAMES WITH SACK


Tony Brackens (Nov. 11-Dec. 30, 2001)	8
Seven players, last: JOSH ALLEN (OCT. 6-27, 2019).....	4

TACKLES

Daryl Smith (2004-12).....	1,089
Paul Posluszny (2011-17).....	973
Donovin Darius (1998-2006).....	858
Mike Peterson (2003-08).....	837
Kevin Hardy (1996-2001).....	789
Telvin Smith (2014-18).....	580
John Henderson (2002-09).....	563
Rashean Mathis (2003-12).....	554

TAKEAWAYS

Rashean Mathis (2003-12).....	35
Donovin Darius (1998-2006).....	20
Tony Brackens (1996-2003).....	18
Aaron Beasley (1996-2001).....	18



FUMBLES



FUMBLES

Mark Brunell (1995-2003)	53
Blake Bortles (2014-18).....	46
David Garrard (2002-10).....	44
Fred Taylor (1998-2008)	26
Byron Leftwich (2003-06).....	26
Maurice Jones-Drew (2006-13)	22
Blaine Gabbert (2011-13)	21

FUMBLES LOST

David Garrard (2002-10).....	21
Blake Bortles (2014-18).....	19
Mark Brunell (1995-2003)	18
Fred Taylor (1998-2008)	17
Maurice Jones-Drew (2006-13)	10
Byron Leftwich (2003-06)	10

LONGEST FUMBLE RECOVERY RETURNS

Aaron Beasley (Nov. 8, 1998 vs. CIN)	90t
Donovin Darius (Nov. 1, 1998 at BAL).....	83t
MYLES JACK (OCT. 1, 2017 AT N.Y. JETS)	81t
Daryl Smith (Oct. 14, 2007 vs. HOU)	77t
Yannick Ngakoue (DEC. 31, 2017 at TEN).....	67t
Ainsley Battles (Dec. 3, 2001 vs. G.B.).....	60t

FORCED FUMBLES

Tony Brackens (1996-2003).....	27
Yannick Ngakoue (2016-19).....	14
Daryl Smith (2004-12).....	9
Joel Smeenge (1995-2000).....	9
John Henderson (2002-09).....	8
Akin Ayodele (2002-05)	8
Kevin Hardy (1996-2001).....	8
Paul Spicer (2000-08).....	7
Bobby McCray (2004-07)	7
Donovin Darius (1998-2006).....	7
Aaron Beasley (1996-2001)	7

OPPONENT FUMBLE RECOVERIES

Tony Brackens (1996-2003).....	13
Telvin Smith Sr. (2014-18).....	6
Donovin Darius (1998-2006).....	6
Fernando Bryant (1999-2003).....	6
Kevin Hardy (1996-2001).....	6
Bryan Schwartz (1995-99).....	6
Travis Davis (1995-98).....	6

BLOCKS

BLOCKED FIELD GOALS

Marcus Stroud (2001-07).....	2
Clyde Simmons (1996-97).....	2
Calais Campbell (2017-19)	1
Tyson Alualu (2010-16)	1
Chris Clemons (2014-15).....	1
Rashean Mathis (2003-10).....	1
John Henderson (2002-09).....	1
Gerald Sensabaugh (2005-08)	1
Akin Ayodele (2002-05).....	1
Don Davey (1995-98).....	1

BLOCKED PUNTS

Donovin Darius (1998-2006).....	2
Dave Thomas (1995-99).....	2

BLOCKED FIELD GOAL RETURNS

Chris Hudson (Sept. 22, 1997 vs. PIT)	1
Mickey Washington (Dec. 1, 1996 vs. CIN)	1

BLOCKED EXTRA POINTS

Cody Davis (Nov. 3, 2019 vs. HOU)	1
Telvin Smith Sr. (Dec. 31, 2017 at TEN).....	1
Jalen Myrick (Dec. 24, 2017 at S.F.).....	1
Sen'Derrick Marks (Nov. 20, 2016 at DET)	1
Tony Brackens (Oct. 5, 1997 vs. CIN).....	1
Clyde Simmons (Sept. 22, 1996 at N.E.)	1

BLOCKED PUNT RETURNS

Mike Harris (Dec. 30, 2012 at TEN)	1
Zach Potter (Dec. 15, 2011 at ATL)	1
Alvis Whitted (Nov. 1, 1998 at BAL).....	1
Jimmy Smith (Dec. 3, 1995 at DEN)	1

SINGLE-SEASON RECORDS



SCORING

POINTS

Mike Hollis (1997).....	134
Mike Hollis (1999).....	130
Josh Scobee (2006).....	119
JOSH LAMBO (2019).....	118
Mike Hollis (1996).....	117
Jason Myers (2016).....	110
Jason Myers (2015).....	110
Mike Hollis (1998).....	108

TOUCHDOWNS

Fred Taylor (1998).....	17
Maurice Jones-Drew (2009).....	16
Maurice Jones-Drew (2006).....	16
Allen Robinson (2015).....	14
Maurice Jones-Drew (2008).....	14
Fred Taylor (2000).....	14
James Stewart (1999).....	13
Maurice Jones-Drew (2011).....	11
Several players tied.....	10

FIELD GOALS

JOSH LAMBO (2019).....	33
Mike Hollis (1999).....	31
Mike Hollis (1997).....	31
Mike Hollis (1996).....	30
Jason Myers (2016).....	27
Jason Myers (2015).....	26
Josh Scobee (2006).....	26
Josh Scobee (2012).....	25
Josh Scobee (2000).....	24
Mike Hollis (2000).....	24

FIELD GOAL % (MIN. 20 ATTEMPTS)

JOSH LAMBO (2019).....	97.1
JOSH LAMBO (2017).....	95.0
Mike Hollis (2000).....	92.3
Josh Scobee (2013).....	92.0
Josh Scobee (2011).....	92.0
JOSH LAMBO (2018).....	90.5
Josh Scobee (2012).....	89.3
Jason Myers (2015).....	86.7
Mike Hollis (1997).....	86.1
Mike Hollis (1996).....	83.3
Mike Hollis (1999).....	81.6
Josh Scobee (2006).....	81.3



EXTRA POINTS

Mike Hollis (1998).....	45
Josh Scobee (2010).....	41
Josh Scobee (2006).....	41
Mike Hollis (1997).....	41
Josh Scobee (2005).....	38
Mike Hollis (1999).....	37
Josh Scobee (2008).....	33
Mike Hollis (2000).....	33
Jason Myers (2015).....	32

PASSING

PASSING YARDS

Blake Bortles (2015).....	4,428
Mark Brunell (1996) *Led NFL*.....	4,367
Blake Bortles (2016).....	3,905
Blake Bortles (2017).....	3,687
Mark Brunell (2000).....	3,640
David Garrard (2008).....	3,620
David Garrard (2009).....	3,597
Mark Brunell (2001).....	3,309
Mark Brunell (1997).....	3,281
GARDNER MINSHEW II (2019).....	3,271

PASS ATTEMPTS

Blake Bortles (2016).....	625
Blake Bortles (2015).....	606
Mark Brunell (1996).....	557
David Garrard (2008).....	535
Blake Bortles (2017).....	523
David Garrard (2009).....	516
Mark Brunell (2000).....	512
Chad Henne (2013).....	503
Blake Bortles (2014).....	475
Mark Brunell (2001).....	473

PASS COMPLETIONS

Blake Bortles (2016).....	368
Blake Bortles (2015).....	355
Mark Brunell (1996).....	353
David Garrard (2008).....	335
Blake Bortles (2017).....	315
David Garrard (2009).....	314
Mark Brunell (2000).....	311
Chad Henne (2013).....	305
Mark Brunell (2001).....	289
GARDNER MINSHEW II (2019).....	285

TOUCHDOWN PASSES

Blake Bortles (2015).....	35
Blake Bortles (2016).....	23
David Garrard (2010).....	23
GARDNER MINSHEW II (2019).....	21
Blake Bortles (2017).....	21
Mark Brunell (2000).....	20
Mark Brunell (1998).....	20
Mark Brunell (2001).....	19
Mark Brunell (1996).....	19
David Garrard (2007).....	18
Mark Brunell (1997).....	18

INTERCEPTIONS

Mark Brunell (1996).....	20
Blake Bortles (2015).....	18
Blake Bortles (2014).....	17
Blake Bortles (2016).....	16
Byron Leftwich (2003).....	16
David Garrard (2010).....	15
Chad Henne (2013).....	14
Mark Brunell (2000).....	14
Blake Bortles (2017).....	13
David Garrard (2008).....	13
Mark Brunell (2001).....	13

INTERCEPTION % (MIN. 300 ATTEMPTS)

David Garrard (2007).....	0.9
GARDNER MINSHEW II (2019).....	1.3
Mark Brunell (1997).....	1.6
Byron Leftwich (2005).....	1.7
Mark Brunell (2002).....	1.7
David Garrard (2009).....	1.9
Mark Brunell (1999).....	2.0
Mark Brunell (1995).....	2.0
Byron Leftwich (2004).....	2.3

COMPLETION % (MIN. 300 ATTEMPTS)

David Garrard (2010).....	64.5
David Garrard (2007).....	64.0
Mark Brunell (1996).....	63.4
David Garrard (2008).....	62.6
Mark Brunell (2001).....	61.1
David Garrard (2009).....	60.9
Mark Brunell (2000).....	60.7

PASSER RATING (MIN. 300 ATTEMPTS)

David Garrard (2007).....	102.2
GARDNER MINSHEW II (2019).....	91.2
Mark Brunell (1997).....	91.2
David Garrard (2010).....	90.8
Mark Brunell (1998).....	89.9
Byron Leftwich (2005).....	89.3
Blake Bortles (2015).....	88.2
Mark Brunell (2002).....	85.7
Blake Bortles (2017).....	84.7

AVG. GAIN PER ATTEMPT (MIN. 300 ATTEMPTS)

Mark Brunell (1996) *Led NFL*.....	7.8
David Garrard (2007).....	7.7
Mark Brunell (1997).....	7.5
David Garrard (2010).....	7.5
Blake Bortles (2015).....	7.3
Mark Brunell (1998).....	7.3
Mark Brunell (2000).....	7.1
Blake Bortles (2017).....	7.0
Byron Leftwich (2005).....	7.0
Mark Brunell (2001).....	7.0

400-YARD PASSING GAMES

Mark Brunell (1996).....	2
Blake Bortles (2018).....	1

300-YARD PASSING GAMES

Blake Bortles (2015).....	6
Mark Brunell (1996).....	6
Blake Bortles (2016).....	5
Blake Bortles (2018).....	4
Blake Bortles (2017).....	4

SINGLE-SEASON RECORDS



RUSHING

RUSHING YARDS

Maurice Jones-Drew (2011) *Led NFL*	1,606
Fred Taylor (2003)	1,572
Fred Taylor (2000)	1,399
Maurice Jones-Drew (2009)	1,391
Maurice Jones-Drew (2010)	1,324
Fred Taylor (2002)	1,314
Fred Taylor (2004)	1,224
Fred Taylor (1998)	1,223
Fred Taylor (2007)	1,202
LEONARD FOURNETTE (2019)	1,152

RUSHING ATTEMPTS

Fred Taylor (2003)	345
Maurice Jones-Drew (2011)	343
Maurice Jones-Drew (2009)	312
Maurice Jones-Drew (2010)	299
Fred Taylor (2000)	292
Fred Taylor (2002)	287
Leonard Fournette (2017)	268
Leonard Fournette (2019)	265
Fred Taylor (1998)	264
Fred Taylor (2004)	260

RUSHING TOUCHDOWNS

Maurice Jones-Drew (2009)	15
Fred Taylor (1998)	14
Maurice Jones-Drew (2006)	13
James Stewart (1999)	13
Maurice Jones-Drew (2008)	12
Fred Taylor (2000)	12
Leonard Fournette (2017)	9
Maurice Jones-Drew (2007)	9
Stacey Mack (2002)	9
Stacey Mack (2001)	9
Natrone Means (1997)	9

RUSHING AVERAGE (MIN. 150 ATTEMPTS)

Maurice Jones-Drew (2006)	5.67
Fred Taylor (2007)	5.39
Fred Taylor (2006)	4.96
Fred Taylor (2000)	4.79
Fred Taylor (2004)	4.71
Maurice Jones-Drew (2011)	4.68
Fred Taylor (1998)	4.63
Maurice Jones-Drew (2007)	4.60
Fred Taylor (1999)	4.60

200-YARD RUSHING GAMES

LEONARD FOURNETTE (2019)	1
Fred Taylor (2000)	1



100-YARD RUSHING GAMES

Fred Taylor (2000)	9
Maurice Jones-Drew (2010)	7
Fred Taylor (2003)	7
Maurice Jones-Drew (2011)	6
Fred Taylor (1998)	6
Leonard Fournette (2017)	5
Maurice Jones-Drew (2009)	5
Fred Taylor (2007)	5
Fred Taylor (2004)	5
Fred Taylor (2002)	5
Fred Taylor (2006)	4

RECEIVING

RECEPTIONS

Jimmy Smith (1999) *Led NFL*	116
Jimmy Smith (2001)	112
Keenan McCardell (2000)	94
Keenan McCardell (2001)	93
Jimmy Smith (2000)	91
Keenan McCardell (1997)	85
Keenan McCardell (1996)	85
Jimmy Smith (1996)	83
Jimmy Smith (1997)	82

RECEIVING TOUCHDOWNS

Allen Robinson (2015) *Led NFL*	14
Allen Hurns (2015)	10
Mercedes Lewis (2010)	10
Reggie Williams (2007)	10
DJ CHARK JR. (2019)	8
Jimmy Smith (2001)	8
Jimmy Smith (2000)	8
Jimmy Smith (1998)	8

200-YARD RECEIVING GAMES

Justin Blackmon (2012)	1
Jimmy Smith (2000)	1
Jimmy Smith (1999)	1
Keenan McCardell (1996)	1

RECEIVING YARDS

Jimmy Smith (1999)	1,636
Allen Robinson (2015)	1,400
Jimmy Smith (2001)	1,373
Jimmy Smith (1997)	1,324
Jimmy Smith (1996)	1,244
Jimmy Smith (2000)	1,213
Keenan McCardell (2000)	1,207
Jimmy Smith (1998)	1,182
Jimmy Smith (2004)	1,172
Keenan McCardell (1997)	1,164
Keenan McCardell (1996)	1,129
Keenan McCardell (2001)	1,110
Allen Hurns (2015)	1,031
Jimmy Smith (2002)	1,027
Jimmy Smith (2005)	1,023

100-YARD RECEIVING GAMES

Jimmy Smith (1999)	9
Allen Robinson (2015)	6
Jimmy Smith (2001)	6
Jimmy Smith (1997)	6
Allen Hurns (2015)	5
Keenan McCardell (2000)	5
Jimmy Smith (2000)	5
Jimmy Smith (1998)	5

YARDS PER RECEPTION (MIN. 50 RECEPTIONS)

Cecil Shorts III (2012)	17.80
Allen Robinson (2015)	17.50
Jimmy Smith (1997)	16.15
Allen Hurns (2015)	16.11
Jimmy Smith (2004)	15.84
Jimmy Smith (1998)	15.15



YARDAGE

SCRIMMAGE YARDS

Maurice Jones-Drew (2011)	1,980
Fred Taylor (2003)	1,942
Maurice Jones-Drew (2009)	1,765
Fred Taylor (2002)	1,722
Leonard Fournette (2019)	1,674
Fred Taylor (1998)	1,644
Maurice Jones-Drew (2010)	1,641
Fred Taylor (2000)	1,639
Jimmy Smith (1999)	1,636
Fred Taylor (2004)	1,569

ALL-PURPOSE YARDS

Maurice Jones-Drew (2006)	2,250
Maurice Jones-Drew (2007)	2,014
Maurice Jones-Drew (2011)	1,964
Fred Taylor (2003)	1,942
Maurice Jones-Drew (2009)	1,886
Maurice Jones-Drew (2008)	1,739
Fred Taylor (2002)	1,722
Leonard Fournette (2019)	1,674
Fred Taylor (1998)	1,653
Maurice Jones-Drew (2010)	1,641



SINGLE-SEASON RECORDS



PUNTING

PUNTS

Bryan Anger (2013)	95
Bryan Anger (2014)	94
Bryan Anger (2012)	91
Brad Nortman (2017)	87
LOGAN COOKE (2018).....	86
Bryan Barker (1998).....	85
Chris Hanson (2004).....	84
Chris Hanson (2005).....	82
Chris Hanson (2001).....	82
Bryan Barker (1995).....	82

GROSS AVERAGE (MIN. 50 PUNTS)

Bryan Anger (2012) *NFL rookie record*	47.8
Bryan Anger (2014)	47.5
LOGAN COOKE (2019).....	46.8
Brad Nortman (2016)	46.6
Bryan Anger (2015)	46.3
Bryan Anger (2013)	45.7
LOGAN COOKE (2018).....	45.0

NET AVERAGE (MIN. 50 PUNTS)

LOGAN COOKE (2019) * Led NFL *.....	44.5
LOGAN COOKE (2018).....	41.3
Bryan Anger (2012) *NFL rookie record*	40.8
Bryan Anger (2013)	40.5
Bryan Anger (2014)	39.6
Brad Nortman (2016)	39.5
Bryan Anger (2015)	39.5

INSIDE THE 20

LOGAN COOKE (2018).....	37
Chris Hanson (2005).....	33
Bryan Barker (1999).....	32
Bryan Anger (2013).....	31
Bryan Anger (2012)	31

TOUCHBACKS (MIN. 50 PUNTS)

LOGAN COOKE (2019).....	2
Adam Podlesh (2007)	2
Bryan Anger (2015)	4



KICKOFF RETURNS

Brian Witherspoon (2008)	52
Deji Karim (2010).....	50
David Allen (2003)	41
Derrick Wimbush (2005).....	39
Jordan Todman (2014).....	38
Shyrone Stith (2000)	33
Willie Jackson (1997).....	32
Maurice Jones-Drew (2007).....	31
Maurice Jones-Drew (2006).....	31
Reggie Barlow (1998).....	30

KICKOFF RETURN TOUCHDOWNS

Eight players, last: Marqise Lee (2016)	1
---	---

PUNT RETURNS

Alvin Pearman (2005)	49
Reggie Barlow (1998).....	43
Damon Gibson (2001).....	38
Reggie Barlow (1999).....	38
Reggie Barlow (1997).....	36
Mike Thomas (2010)	34
Ace Sanders (2014)	32
Chris Hudson (2006)	32
Chris Hudson (1996)	32
Reggie Barlow (2000).....	29

PUNT RETURN AVERAGE (MIN. 15 RETURNS)

Rashad Greene Sr. (2015).....	16.7
DEDE WESTBROOK (2018).....	14.0
Reggie Barlow (1998).....	12.9
Bobby Shaw (2002)	12.4
David Allen (2003)	12.0
Reggie Barlow (1997).....	11.4
Brian Witherspoon (2008)	11.3
Reggie Barlow (1999).....	10.9
Chris Hudson (1996)	10.9
Jaydon Mickens (2017)	10.6

KICKOFF RETURN YARDS

Brian Witherspoon (2008)	1,250
Deji Karim (2010).....	1,248
Jordan Todman (2014).....	972
Derrick Wimbush (2005).....	955
Maurice Jones-Drew (2006)	860
David Allen (2003)	831
Maurice Jones-Drew (2007)	811
Shyrone Stith (2000)	785
Reggie Barlow (1998).....	747
Jordan Todman (2013)	712

KICKOFF RETURN AVERAGE (MIN. 15 RETURNS)

Marqise Lee (2016).....	30.3
Maurice Jones-Drew (2006).....	27.7
Jordan Todman (2013).....	27.4
Maurice Jones-Drew (2007).....	26.2
Jordan Todman (2014).....	25.6
Elvis Joseph (2001).....	25.2
Deji Karim (2010).....	25.0
Corey Grant (2017)	24.9
Reggie Barlow (1998).....	24.9

PUNT RETURN YARDS

Reggie Barlow (1998).....	555
Reggie Barlow (1999).....	414
Reggie Barlow (1997).....	412
Alvin Pearman (2005)	410
Mike Thomas (2010)	358
Chris Hudson (1996)	348
Damon Gibson (2001).....	333
David Allen (2003)	324
Bobby Shaw (2002)	310
Rashad Greene Sr. (2015).....	301

PUNT RETURN TOUCHDOWNS

DEDE WESTBROOK (2018)	1
Jaydon Mickens (2017)	1
Rashad Greene Sr. (2015).....	1
Mike Thomas (2010)	1
Bobby Shaw (2002)	1
Reggie Barlow (1998, 1999)	1

DEFENSE

INTERCEPTIONS

Rashean Mathis (2006)	8
A.J. Bouye (2017).....	6
Marlon McCree (2002).....	6
Aaron Beasley (1999).....	6
Reggie Nelson (2007).....	5
Rashean Mathis (2005).....	5
Donovin Darius (2004).....	5
Rashean Mathis (2004).....	5
Deon Figures (1997).....	5

INTs RETURNED FOR TOUCHDOWN

Rashean Mathis (2008)	2
Aaron Beasley (1999).....	2
Several players tied	1

SACKS

Calais Campbell (2017).....	14.5
Yannick Ngakoue (2017).....	12.0
Tony Brackens (1999).....	12.0
Tony Brackens (2001).....	11.0
JOSH ALLEN (2019).....	10.5
Calais Campbell (2018).....	10.5
Kevin Hardy (1999).....	10.5

TACKLES

Paul Posluszny (2012)	231
Hardy Nickerson (2001).....	230
Russell Allen (2012).....	201
Paul Posluszny (2011)	192
Mike Peterson (2005)	190
Wali Rainer (2002).....	188
Kevin Hardy (1998).....	186
Mike Peterson (2004)	178



SINGLE-SEASON RECORDS



DEFENSE & FUMBLES

TAKEAWAYS

Donovin Darius (2004)	9
Rashean Mathis (2006)	8
A.J. Bouye (2017)	6
Marlon McCree (2002)	6
Aaron Beasley (1999)	6

FORCED FUMBLES

Tony Brackens (1999)	8
Yannick Ngakoue (2017)	6
Tony Brackens (1997)	6

FUMBLES

Blake Bortles (2015)	14
Blaine Gabbert (2011)	14
David Garrard (2009)	14
Mark Brunell (1996)	14

OPPONENT FUMBLE RECOVERIES

Donovin Darius (2004)	4
Bryan Schwartz (1998)	4

FUMBLES LOST

David Garrard (2009)	8
GARDNER MINSHEW II (2019)	7
Blake Bortles (2016)	6
Byron Leftwich (2003)	6
Blake Bortles (2015)	5
Blaine Gabbert (2011)	5

SINGLE GAME RECORDS

SCORING

POINTS

James Stewart (Oct. 12, 1997 vs. PHI)	30
Maurice Jones-Drew (Dec. 11, 2011 vs. T.B.)	24
Fred Taylor (Nov. 19, 2000 at PIT)	24
Several players tied	18

TOUCHDOWNS

James Stewart (Oct. 12, 1997 vs. PHI)	5
Maurice Jones-Drew (Dec. 11, 2011 vs. T.B.)	4
Fred Taylor (Nov. 19, 2000 at PIT)	4
Several players tied	3

FIELD GOALS

Josh Scobee (Oct. 10, 2010 at BUF)	5
Josh Scobee (Nov. 25, 2007 vs. BUF)	5
Mike Hollis (Sept. 10, 2000 at BAL)	5
Mike Hollis (Nov. 30, 1997 vs. BAL)	5
Mike Hollis (Dec. 1, 1996 vs. CIN)	5
Several players tied	4

EXTRA POINTS

Josh Scobee (Dec. 23, 2007 vs. OAK)	7
JOSH LAMBO (Dec. 17, 2017 vs. HOU)	6
Jason Myers (Dec. 13, 2015 vs. IND)	6
Mike Hollis (Dec. 3, 2000 vs. CLE)	6
Mike Hollis (Nov. 1, 1998 at BAL)	6



PASSING

PASSING YARDS

Mark Brunell (Sept. 22, 1996 at N.E.)	432
Blake Bortles (Oct. 7, 2018 at K.C.)	430
Mark Brunell (Oct. 20, 1996 at STL)	421
Blake Bortles (Sept. 30, 2018 vs. NYJ)	388
Mark Brunell (Sept. 10, 2000 at BAL)	386
Blake Bortles (Dec. 24, 2017 at S.F.)	382
Blake Bortles (Nov. 8, 2015 at NYJ)	381
Blake Bortles (Sept. 16, 2018 vs. N.E.)	376
Mark Brunell (Sept. 20, 1998 vs. BAL)	376
GARDNER MINSHEW II (OCT. 6, 2019 AT CAR) ...	374
Blake Bortles (Dec. 27, 2015 at N.O.)	368
Byron Leftwich (Oct. 10, 2004 at S.D.)	357

PASS ATTEMPTS

Blake Bortles (Oct. 7, 2018 at K.C.)	61
Blake Bortles (Oct. 27, 2016 vs. TEN)	54
Byron Leftwich (Oct. 10, 2004 at S.D.)	54
Blake Bortles (Oct. 18, 2015 vs. HOU)	53
Mark Brunell (Oct. 20, 1996 at STL)	52
Blake Bortles (Nov. 12, 2017 vs. LAC)	51
Chad Henne (Dec. 29, 2013 at IND)	51
Chad Henne (Dec. 23, 2012 vs. N.E.)	51
Blake Bortles (Dec. 24, 2017 at S.F.)	50
Blake Bortles (Sept. 18, 2016 at S.D.)	50
Blake Bortles (Oct. 4, 2015 at IND)	50
Mark Brunell (Sept. 10, 2000 at BAL)	50

PASS COMPLETIONS

Mark Brunell (Oct. 20, 1996 at STL)	37
Byron Leftwich (Oct. 10, 2004 at S.D.)	36
Blake Bortles (Oct. 7, 2018 at K.C.)	33
Blake Bortles (Oct. 27, 2016 at TEN)	33
Nick Foles (Nov. 17, 2019 at IND)	33
Nick Foles (Nov. 24, 2019 at TEN)	32
Blake Bortles (Dec. 24, 2017 at S.F.)	32
Blake Bortles (Nov. 13, 2016 vs. HOU)	32
Blake Bortles (Oct. 12, 2014 at TEN)	32
Blake Bortles (Sept. 18, 2016 at S.D.)	31

PASSING TDs

Blake Bortles (Dec. 6, 2015 at TEN)	5
Blake Bortles (Sept. 16, 2018 vs. N.E.)	4
Blake Bortles (Sept. 24, 2017 vs. BAL)	4
Blake Bortles (Dec. 27, 2015 at N.O.)	4
Blake Bortles (Oct. 11, 2015 at T.B.)	4
Chad Henne (Nov. 18, 2012 at HOU)	4
David Garrard (Oct. 31, 2010 at DAL)	4
Quinn Gray (Dec. 30, 2007 at HOU)	4
Mark Brunell (Nov. 29, 1998 at CIN)	4

INTERCEPTIONS

Mark Brunell (Oct. 20, 1996 at STL)	5
Blake Bortles (Oct. 7, 2018 at K.C.)	4
Luke McCown (Sept. 18, 2011 at NYJ)	4
David Garrard (Sept. 19, 2010 at S.D.)	4
David Garrard (Nov. 12, 2006 vs. HOU)	4

AVG. GAIN PER ATTEMPT (MIN. 20 ATTEMPTS)

Blake Bortles (Oct. 22, 2017 at IND)	12.7
David Garrard (Oct. 21, 2010 at DAL)	12.4
Rob Johnson (Aug. 31, 1997 at BAL)	12.3
Byron Leftwich (Oct. 5, 2003 vs. S.D.)	12.0
Mark Brunell (Nov. 1, 1998 at BAL)	11.9
Mark Brunell (Nov. 21, 1999 vs. N.O.)	11.7
Blake Bortles (Dec. 17, 2017 vs. HOU)	11.2

COMPLETION % (MIN. 20 ATTEMPTS)

GARDNER MINSHEW II (SEPT. 8, 2019 VS. K.C.)	88.0
Mark Brunell (Sept. 7, 2003 at CAR)	85.2
Mark Brunell (Oct. 29, 2000 at DAL)	83.3
Rob Johnson (Aug. 31, 1997 at BAL)	83.3
David Garrard (Dec. 2, 2007 at IND)	82.8
David Garrard (Oct. 31, 2010 at DAL)	81.0
David Garrard (Oct. 10, 2010 at BUF)	80.0
Mark Brunell (Oct. 6, 1996 at N.O.)	80.0

SINGLE GAME RECORDS



RUSHING

RUSHING YARDS

Fred Taylor (Nov. 19, 2000 at PIT).....	234
Leonard Fournette (Sept. 29, 2019 at DEN).....	225
Fred Taylor (Dec. 21, 2003 vs. N.O.).....	194
Maurice Jones-Drew (Dec. 5, 2010 at TEN).....	186
Fred Taylor (Dec. 6, 1998 vs. DET).....	183
Leonard Fournette (Oct. 8, 2017 at PIT).....	181
Fred Taylor (Dec. 3, 2000 vs. CLE).....	181
Maurice Jones-Drew (Sept. 23, 2012 at IND).....	177
Maurice Jones-Drew (Nov. 1, 2009 at TEN).....	177
Maurice Jones-Drew (Jan. 1, 2012 vs. IND).....	169

RUSHING TOUCHDOWNS

James Stewart (Oct. 12, 1997 vs. PHI).....	5
Nine players, last: Maurice Jones-Drew (Oct. 18, 2009 vs. STL).....	4

RUSHING ATTEMPTS

Fred Taylor (Sept. 25, 2005 at NYJ).....	37
Fred Taylor (Dec. 21, 2003 vs. N.O.).....	34
Maurice Jones-Drew (Oct. 18, 2009 vs. STL).....	33
Fred Taylor (Nov. 23, 2003 at NYJ).....	32
Fred Taylor (Dec. 17, 2000 at CIN).....	32
Fred Taylor (Dec. 6, 1998 vs. Det.).....	32
Maurice Jones-Drew (Dec. 5, 2010 at TEN).....	31
Fred Taylor (Oct. 29, 2000 at DAL).....	31

RUSHING AVERAGE (MIN. 10 ATTEMPTS)

Maurice Jones-Drew (Dec. 10, 2006 vs. IND).....	11.07
Maurice Jones-Drew (Oct. 14, 2007 vs. HOU).....	10.42
Fred Taylor (Oct. 31, 1999 at CIN).....	8.53
Maurice Jones-Drew (Sept. 24, 2006 at IND).....	7.92
Stacey Mack (Dec. 30, 2001 vs. K.C.).....	7.81
Fred Taylor (Nov. 19, 2000 at PIT).....	7.80
Leonard Fournette (Sept. 29, 2019 at DEN).....	7.76



RECEIVING & YARDAGE

RECEPTIONS

Keenan McCardell (Oct. 20, 1996 at STL).....	16
Jimmy Smith (Sept. 10, 2000 at BAL).....	15
Justin Blackmon (Oct. 13, 2013 at DEN).....	14
Jimmy Smith (Jan. 2, 2000 vs. CIN).....	14
Allen Hurns (Oct. 4, 2015 at IND).....	11
Keenan McCardell (Dec. 23, 2000 at NYG).....	11
Keenan McCardell (Oct. 1, 2000 vs. PIT).....	11
Keenan McCardell (Dec. 7, 1997 vs. N.E.).....	11

RECEIVING TDs

Marcedes Lewis (Sept. 24, 2017 vs. BAL).....	3
Allen Robinson (Dec. 6, 2015 at TEN).....	3
Jimmy Smith (Sept. 10, 2000 at BAL).....	3
Several players tied.....	2

YARDS PER RECEPTION (MIN. 4 RECEPTIONS)

DJ CHARK JR. (Sept. 8, 2019 vs. K.C.).....	36.50
Justin Blackmon (Nov. 18, 2012 at HOU).....	33.71
Ernest Wilford (Dec. 24, 2005 at HOU).....	29.50
Andre Rison (Sept. 22, 1996 at N.E.).....	28.75

RECEIVING YARDS

Jimmy Smith (Sept. 10, 2000 at BAL).....	291
Justin Blackmon (Nov. 18, 2012 at HOU).....	236
Keenan McCardell (Oct. 20, 1996 at STL).....	232
Jimmy Smith (Nov. 21, 1999 vs. N.O.).....	220
Justin Blackmon (Oct. 13, 2013 at DEN).....	190
KEELAN COLE (Dec. 17, 2017 vs. HOU).....	186
Jimmy Smith (Jan. 2, 2000 vs. CIN).....	165
DJ CHARK JR. (Oct. 6, 2019 at CAR).....	164
Jimmy Smith (Sept. 22, 1997 vs. PIT).....	164
Jimmy Smith (Dec. 1, 1996 vs. CIN).....	162

SCRIMMAGE YARDS

Jimmy Smith (Sept. 10, 2000 at BAL).....	291
Fred Taylor (Nov. 19, 2000 at PIT).....	248
Leonard Fournette (Sept. 29, 2019 at DEN).....	245
Fred Taylor (Sept. 29, 2002 vs. NYJ).....	237
Justin Blackmon (Nov. 18, 2012 at HOU).....	236
Keenan McCardell (Oct. 20, 1996 at STL).....	232
Fred Taylor (Dec. 21, 2003 at N.O.).....	225
Maurice Jones-Drew (Nov. 21, 2010 vs. CLE).....	220
Jimmy Smith (Nov. 21, 1999 vs. N.O.).....	220
Fred Taylor (Sept. 20, 1998 vs. BAL).....	213



ALL-PURPOSE YARDS

Maurice Jones-Drew (Dec. 10, 2006 vs. IND).....	303
Jimmy Smith (Sept. 10, 2000 at BAL).....	291
Maurice Jones-Drew (Oct. 14, 2007 vs. HOU).....	260
Fred Taylor (Nov. 19, 2000 at PIT).....	248
Leonard Fournette (Sept. 29, 2019 at DEN).....	245
Maurice Jones-Drew (Sept. 24, 2006 at IND).....	244
Fred Taylor (Sept. 29, 2002 vs. NYJ).....	237
Justin Blackmon (Nov. 18, 2012 at HOU).....	236
Maurice Jones-Drew (Nov. 23, 2008 vs. MIN).....	233
Keenan McCardell (Oct. 20, 1996 at STL).....	232

PUNTING

PUNTS

Bryan Anger (Sept. 8, 2013 vs. K.C.).....	11
Adam Podlesh (Nov. 16, 2008 vs. TEN).....	10
Several players tied.....	9

PUNTS INSIDE 20 (SINCE 2000)

Bryan Anger (Nov. 17, 2013 vs. ARI).....	6
Brad Nortman (Oct. 1, 2017 at NYJ).....	5
Bryan Anger (Oct. 4, 2015 at IND).....	5
Bryan Anger (Dec. 9, 2012 vs. NYJ).....	5

GROSS AVERAGE (MIN. 4 PUNTS)

Bryan Anger (Dec. 23, 2012 vs. N.E.).....	56.3
Bryan Anger (Oct. 11, 2015 at T.B.).....	55.3
Brad Nortman (Oct. 16, 2016 at CHI).....	55.0
Brad Nortman (Oct. 2, 2016 vs. IND).....	53.8
Bryan Barker (Oct. 19, 1997 at DAL).....	53.8
Bryan Anger (Sept. 9, 2012 at MIN).....	53.5
Bryan Anger (Sept. 23, 2012 at IND).....	53.5

NET AVERAGE (MIN. 4 PUNTS)

Brad Nortman (Oct. 16, 2016 at CHI).....	52.2
Bryan Anger (Nov. 4, 2012 vs. DET).....	50.5
LOGAN COOKE (Dec. 16, 2018 vs. WAS).....	50.2
Adam Podlesh (Dec. 23, 2007 vs. OAK).....	49.8
LOGAN COOKE (Dec. 15, 2019 at OAK).....	49.2



SINGLE GAME RECORDS



RETURNS

KICKOFF RETURNS

MICHAEL WALKER (Nov. 24, 2019 at TEN)	7
Deji Karim (Oct. 18, 2010 vs. TEN)	7
Jermaine Lewis (Oct. 10, 2004 at S.D.).....	7
Curtis Marsh Sr. (Nov. 12, 1995 vs. SEA)	7

KICKOFF RETURN AVERAGE (MIN. 3 RETURNS)

Maurice Jones-Drew (Nov. 4, 2007 at N.O.)	47.3
Derrick Wimbush (Nov. 27, 2005 at ARI)	46.0
Brian Witherspoon (Sept. 7, 2008 at TEN).....	41.3
Randy Jordan (Oct. 13, 1996 vs. NYJ).....	39.7
Tiquan Underwood (Sept. 12, 2010 vs. DEN).....	38.3

KICKOFF RETURN YARDS

Reggie Barlow (Oct. 25, 1998 at DEN)	206
Jordan Todman (Sept. 28, 2014 at S.D.)	174
Jordan Todman (Nov. 2, 2014 at CIN)	173
Curtis Marsh Sr. (Nov. 12, 1995 vs. SEA)	169
Deji Karim (Oct. 18, 2010 vs. TEN)	168
MICHAEL WALKER (Nov. 24, 2019 at TEN)	157
Reggie Barlow (Dec. 7, 1997 vs. N.E.)	157
Rashad Jennings (Nov. 18, 2012 at HOU)	149
David Allen (Dec. 14, 2003 at N.E.)	147
Alvis Whitted (Dec. 26, 1999 at TEN)	147

PUNT RETURNS

Jaydon Mickens (Nov. 12, 2017 vs. LAC).....	7
Alvin Pearman (Dec. 18, 2005 vs. S.F.).....	7
Alvin Pearman (Nov. 13, 2005 vs. BAL)	7
Several players tied	6

PUNT RETURN TDs

DEDE WESTBROOK (Dec. 16, 2018 vs. WAS)	1
Jaydon Mickens (Nov. 5, 2017 vs. CIN)	1
Rashad Greene Sr. (Dec. 13, 2015 vs. IND)	1
Mike Thomas (Dec. 19, 2010 at IND)	1
Bobby Shaw (Oct. 6, 2002 vs. PHI)	1
Reggie Barlow (Nov. 21, 1999 vs. N.O.)	1
Reggie Barlow (Sept. 13, 1998 vs. K.C.)	1

KICKOFF RETURN TDs

Marqise Lee (Dec. 18, 2016 at HOU)	1
Maurice Jones-Drew (Nov. 4, 2007 at N.O.)	1
Maurice Jones-Drew (Dec. 10, 2006 vs. IND).....	1
Derrick Wimbush (Nov. 27, 2005 at ARI)	1
Elvis Joseph (Nov. 18, 2001 at PIT)	1
Alvis Whitted (Dec. 26, 1999 at TEN)	1
Reggie Barlow (Dec. 7, 1997 vs. N.E.)	1
Jimmy Smith (Dec. 3, 1995 at DEN)	1

PUNT RETURN YARDS

Reggie Barlow (Sept. 13, 1998 vs. K.C.)	134
Mike Thomas (Dec. 19, 2010 at IND)	99
DEDE WESTBROOK (Dec. 16, 2018 vs. WAS)	84
Jaydon Mickens (Nov. 5, 2017 vs. CIN)	82
Desmond Howard (Sept. 24, 1995 vs. G.B.)	82
Reggie Barlow (Sept. 20, 1998 vs. BAL)	81
Reggie Barlow (Nov. 21, 1999 vs. N.O.)	80
Reggie Barlow (Nov. 23, 1997 at CIN)	79
Jermaine Lewis (Sept. 19, 2004 vs. DEN)	78
Rashad Greene Sr. (Nov. 19, 2015 vs. TEN)	76
Reggie Barlow (Nov. 2, 1997 at TEN)	76

PUNT RETURN AVERAGE (MIN. 3 RETURNS)

Reggie Barlow (Sept. 13, 1998 vs. K.C.)	44.7
DEDE WESTBROOK (Dec. 16, 2018 vs. WAS)	28.0
Jaydon Mickens (Nov. 5, 2017 vs. CIN)	27.3
Reggie Barlow (Nov. 23, 1997 at CIN).....	26.3
Reggie Barlow (Nov. 2, 1997 at TEN)	25.3
Mike Thomas (Dec. 19, 2010 at IND)	24.8
Jaydon Mickens (Dec. 10, 2017 vs. SEA)	24.0
Reggie Barlow (Nov. 29, 1998 at CIN).....	23.0

DEFENSE, FUMBLES & BLOCKS

INTERCEPTIONS

TRE HERNDON (OCT. 27, 2019 vs. NYJ)	2
Jalen Ramsey (Nov. 18, 2018 vs. PIT)	2
A.J. Bouye (Dec. 10, 2017 vs. SEA)	2
Tashaun Gipson Sr. (Oct. 8, 2017 at PIT)	2
Davon House (Nov. 15, 2015 at BAL)	2
Derek Cox (Oct. 31, 2010 at DAL).....	2
Rashean Mathis (Nov. 5, 2006 vs. TEN).....	2
Rashean Mathis (Sept. 18, 2006 vs. PIT)	2
Terry Cousin (Nov. 13, 2005 vs. BAL)	2
Rashean Mathis (Oct. 30, 2005 at STL)	2
Donovin Darius (Jan. 2, 2005 at OAK).....	2
Rashean Mathis (Dec. 19, 2004 at G.B.).....	2
Marlon McCree (Sept. 15, 2002 at K.C.).....	2
Rayna Stewart (Sept. 10, 2000 at BAL).....	2
Aaron Beasley (Sept. 12, 1999 vs. S.F.).....	2
Deon Figures (Aug. 31, 1997 at BAL)	2

OPPONENT FUMBLE RECOVERIES

Telvin Smith Sr. (Nov. 23, 2014 at IND)	2
Donovin Darius (Sept. 12, 2004 at BUF).....	2
Tony Brackens (Sept. 29, 1996 vs. CAR).....	2

TACKLES

Hardy Nickerson (Nov. 25, 2001 vs. Bal.)	23
Russell Allen (Sept. 16, 2012 vs. Hou.).....	22
Wali Rainer (Oct. 13, 2002 at Ten.)	22
T.J. Slaughter (Nov. 25, 2001 vs. Bal.).....	22
Paul Posluszny (Dec. 19, 2012 at Mia.)	21
Bryan Schwartz (Dec. 17, 1995 at Det.)	21
Russell Allen (Nov. 18, 2012 at Hou.)	20
Daryl Smith (Dec. 18, 2010 at Ind.).....	20
Kevin Hardy (Nov. 1, 1998 at Bal.)	20

INTs RETURNED FOR TOUCHDOWN

Yannick Ngakoue (OCT. 20, 2019 AT CIN)	1
Telvin Smith (Dec. 23, 2018 at MIA)	1
MYLES JACK (Sept. 9, 2018 at NYG)	1
Barry Church (Oct. 8, 2017 at PIT)	1
Telvin Smith (Oct. 8, 2017 at PIT)	1
Jalen Ramsey (Dec. 24, 2016 vs. TEN)	1
Telvin Smith (Oct. 25, 2015 vs. BUF)	1
Dwayne Gratz (Dec. 28, 2014 at HOU)	1
Paul Posluszny (Oct. 13, 2013 at DEN)	1
Rashean Mathis (Sept. 21, 2008 at IND)	1
Rashean Mathis (Oct. 5, 2008 vs. PIT)	1
Clint Ingram (Dec. 9, 2007 vs. CAR)	1
Aaron Glenn (Oct. 28, 2007 at T.B.)	1
Scott Starks (Nov. 5, 2006 vs. TEN)	1
Mike Peterson (Nov. 13, 2005 vs. BAL).....	1
Rashean Mathis (Oct. 16, 2005 at PIT)	1
Tony Brackens (Nov. 28, 1999 at BAL)	1
Aaron Beasley (Sept. 26, 1999 vs. TEN)	1
Aaron Beasley (Sept. 12, 1999 vs. S.F.)	1
Mickey Washington (Oct. 22, 1995 at CLE).....	1

SACKS

Calais Campbell (Sept. 10, 2017 at HOU).....	4.0
Calais Campbell (Sept. 19, 2019 vs. TEN)	3.0
Chris Clemons (Nov. 23, 2014 at IND)	3.0
Paul Spicer (Sept. 25, 2005 at NYJ).....	3.0
John Henderson (Oct. 6, 2002 vs. PHI).....	3.0
Kelvin Prichett (Oct. 5, 1997 vs. CIN).....	3.0

FORCED FUMBLES

Tony Brackens (Oct. 3, 1999 vs. PIT).....	3
Several players tied	2

BLOCKED FIELD GOALS

12 players, last: Calais Campbell (Oct. 6, 2019 at CAR).....	1
--	---

BLOCKED PUNTS

13 players, last: Dan Skuta (Jan. 1, 2017 at Ind.).....	1
---	---



ROOKIE RECORDS



SCORING & PASSING

POINTS (SEASON)

Fred Taylor (1998).....	102
Maurice Jones-Drew (2006).....	96
Josh Scobee (2004).....	93
Seth Marler (2003).....	90
Leonard Fournette (2017).....	60
Allen Hurns (2014).....	36
Justin Blackmon (2012).....	32
Matt Jones (2005).....	30
Hayden Epstein (2002).....	28
Danny Boyd (2002).....	22

PASSING YARDS (GAME)

GARDNER MINSHEW II (Oct. 6, 2019 at CAR).....	374
Blake Bortles (Oct. 12, 2014 at TEN).....	336
Byron Leftwich (Oct. 5, 2003 vs. S.D.).....	336
GARDNER MINSHEW II (Nov. 3, 2019 vs. HOU).....	309
GARDNER MINSHEW II (Dec. 30, 2019 vs. IND).....	295
Blake Bortles (Nov. 9, 2014 vs. DAL).....	290
Byron Leftwich (Dec. 14, 2003 at N.E.).....	288
GARDNER MINSHEW II (Oct. 27, 2019 vs. NYJ).....	279
GARDNER MINSHEW II (Sept. 8, 2019 vs. K.C.).....	275
Byron Leftwich (Oct. 12, 2003 vs. Mia.).....	256
GARDNER MINSHEW II (Oct. 20, 2019 at CIN).....	255

PASS COMPLETIONS (SEASON)

GARDNER MINSHEW II (2019).....	285
Blake Bortles (2014).....	280
Byron Leftwich (2003).....	239
Blaine Gabbert (2011).....	210
Jonathan Quinn (1998).....	34
David Garrard (2002).....	23
Rob Johnson (1995).....	3
Matt Jones (2005).....	2

PASSING TDs (SEASON)

GARDNER MINSHEW II (2019).....	21
Byron Leftwich (2003).....	14
Blaine Gabbert (2011).....	12
Blake Bortles (2014).....	11
Jonathan Quinn (1998).....	2
David Garrard (2002).....	1
Ace Sanders (2013).....	1

INTERCEPTIONS (SEASON)

Blake Bortles (2014).....	17
Byron Leftwich (2003).....	16
Blaine Gabbert (2011).....	11
GARDNER MINSHEW II (2019).....	6
Jonathan Quinn (1998).....	3
David Garrard (2002).....	2
Rob Johnson (1995).....	1

TOUCHDOWNS (SEASON)

Fred Taylor (1998).....	17
Maurice Jones-Drew (2006).....	16
LEONARD FOURNETTE (2017).....	9
Allen Hurns (2014).....	6
Matt Jones (2005).....	5
Justin Blackmon (2012).....	5

PASS ATTEMPTS (SEASON)

Blake Bortles (2014).....	475
GARDNER MINSHEW II (2019).....	470
Byron Leftwich (2003).....	418
Blaine Gabbert (2011).....	413
Jonathan Quinn (1998).....	64
David Garrard (2002).....	46
Rob Johnson (1995).....	7
Matt Jones (2005).....	3
LaBrandon Toefield (2003).....	2

PASS COMPLETIONS (GAME)

Blake Bortles (Oct. 12, 2014 at TEN).....	32
Blake Bortles (Sept. 28, 2014 at S.D.).....	29
GARDNER MINSHEW II (Dec. 29, 2019 vs. IND).....	27
GARDNER MINSHEW II (Nov. 3, 2019 vs. HOU).....	27
GARDNER MINSHEW II (Oct. 6, 2019 at CAR).....	26
Byron Leftwich (Oct. 12, 2003 vs. MIA).....	24
GARDNER MINSHEW II (Dec. 8, 2019 vs. LAC).....	24
GARDNER MINSHEW II (Sept. 15, 2019 at HOU).....	23

PASSING TDs (GAME)

GARDNER MINSHEW II (Dec. 29, 2019 vs. IND).....	3
GARDNER MINSHEW II (Oct. 27, 2019 vs. NYJ).....	3
12 times, last: Gardner Minshew II (Dec. 19, 2019 at OAK).....	2

INTERCEPTIONS (GAME)

Blake Bortles (Oct. 19, 2014 vs. CLE).....	3
Byron Leftwich (Oct. 12, 2003 vs. MIA).....	3
Byron Leftwich (Sept. 28, 2003 at HOU).....	3

PASSING YARDS (SEASON)

GARDNER MINSHEW II (2019).....	3,271
Blake Bortles (2014).....	2,908
Byron Leftwich (2003).....	2,819
Blaine Gabbert (2011).....	2,214
Jonathan Quinn (1998).....	387
David Garrard (2002).....	231

PASS ATTEMPTS (GAME)

GARDNER MINSHEW II (Nov. 3, 2019 vs. HOU).....	47
Blake Bortles (Oct. 12, 2014 at TEN).....	46
GARDNER MINSHEW II (Oct. 6, 2019 at CAR).....	44
Blaine Gabbert (Dec. 24, 2011 at TEN).....	42
Blaine Gabbert (Oct. 2, 2011 vs. N.O.).....	42
Byron Leftwich (Oct. 12, 2003 vs. MIA).....	42
Blaine Gabbert (Nov. 20, 2011 at Cle.).....	41
Byron Leftwich (Dec. 14, 2003 at N.E.).....	40

RUSHING

RUSHING YARDS (SEASON)

Fred Taylor (1998).....	1,223
Leonard Fournette (2017).....	1,040
Maurice Jones-Drew (2006).....	941
T.J. Yeldon (2015).....	740
James Stewart (1995).....	525
Blake Bortles (2014).....	419
GARDNER MINSHEW II (2019).....	344
Elvis Joseph (2001).....	294
LaBrandon Toefield (2003).....	212
Rashad Jennings (2009).....	202
Greg Jones (2004).....	162

RUSHING YARDS (GAME)

Fred Taylor (Dec. 6, 1998 vs. DET).....	183
Leonard Fournette (Oct. 8, 2017 at PIT).....	181
Maurice Jones-Drew (Dec. 10, 2006 vs. IND).....	166
Maurice Jones-Drew (Dec. 24, 2006 vs. N.E.).....	131
Leonard Fournette (Oct. 15, 2017 vs. LAR).....	130
Fred Taylor (Nov. 15, 1998 vs. T.B.).....	128
Fred Taylor (Sept. 20, 1998 vs. BAL).....	128
Fred Taylor (Nov. 8, 1998 vs. CIN).....	118
Fred Taylor (Sept. 27, 1998 at TEN).....	116
T.J. Yeldon (Oct. 25, 2015 vs. BUF).....	115

RUSHING ATTEMPTS (SEASON)

Leonard Fournette (2017).....	268
Fred Taylor (1998).....	264
T.J. Yeldon (2015).....	182
Maurice Jones-Drew (2006).....	166
James Stewart (1995).....	137
Elvis Joseph (2001).....	68
GARDNER MINSHEW II (2019).....	67
Greg Jones (2004).....	62
Blake Bortles (2014).....	56
LaBrandon Toefield (2003).....	53



ROOKIE RECORDS



RUSHING

RUSHING ATTEMPTS (GAME)

Fred Taylor (Dec. 6, 1998 vs. DET)	32
Leonard Fournette (Nov. 19, 2017 at CLE)	28
Leonard Fournette (Oct. 8, 2017 at PIT)	28
Fred Taylor (Nov. 8, 1998 vs. CIN)	27
Leonard Fournette (Sept. 10, 2017 at HOU)	26
T.J. Yeldon (Sept. 20, 2015 vs. MIA)	25
Maurice Jones-Drew (Dec. 17, 2006 at TEN)	25
Fred Taylor (Sept. 27, 1998 at TEN)	25
Leonard Fournette (Dec. 10, 2017 vs. SEA)	24
Leonard Fournette (Oct. 1, 2017 at NYJ)	24
Fred Taylor (Dec. 20, 1998 at MIN)	23
Fred Taylor (Sept. 20, 1998 vs. BAL)	23

RUSHING TDs (SEASON)

Fred Taylor (1998)	14
Maurice Jones-Drew (2006)	13
Leonard Fournette (2017)	9
Greg Jones (2004)	3
JAMES ROBINSON (2020)	3
T.J. Yeldon (2015)	2
Storm Johnson (2014)	2
Byron Leftwich (2003)	2
LaBrandon Toefield (2003)	2
David Garrard (2002)	2
James Stewart (1995)	2

RUSHING TDs (GAME)

Fred Taylor (Nov. 15, 1998 vs. T.B.)	3
JAMES ROBINSON (SEPT. 24, 2020 VS. MIA)	2
Leonard Fournette (Oct. 8, 2017 at PIT)	2
Maurice Jones-Drew (Dec. 24, 2006 vs. N.E.)	2
Maurice Jones-Drew (Dec. 10, 2006 vs. IND)	2
Maurice Jones-Drew (Oct. 8, 2006 vs. NYJ)	2
David Garrard (Oct. 13, 2002 at Ten.)	2
Fred Taylor (Dec. 6, 1998 vs. Det.)	2
Fred Taylor (Oct. 12, 1998 vs. Mia.)	2
Fred Taylor (Oct. 12, 1998 vs. MIA)	2

RECEIVING & YARDAGE

RECEPTIONS (SEASON)

Justin Blackmon (2012)	64
Allen Hurns (2014)	51
Ace Sanders (2013)	51
Allen Robinson (2014)	48
Mike Thomas (2009)	48
Maurice Jones-Drew (2006)	46
Fred Taylor (1998)	44
KEELAN COLE (2017)	42
Pete Mitchell (1995)	41

RECEIVING TDs (SEASON)

Allen Hurns (2014)	6
Justin Blackmon (2012)	5
Matt Jones (2005)	5
KEELAN COLE (2017)	3
Fred Taylor (1998)	3

SCRIMMAGE YARDS (SEASON)

Fred Taylor (1998)	1,644
Maurice Jones-Drew (2006)	1,377
Leonard Fournette (2017)	1,342
T.J. Yeldon (2015)	1,019
Justin Blackmon (2012)	888
KEELAN COLE (2017)	748
James Stewart (1995)	715
Allen Hurns (2014)	677

RECEPTIONS (GAME)

Pete Mitchell (Nov. 19, 1995 at T.B.)	10
Fred Taylor (Sept. 20, 1998 vs. BAL)	9
Allen Robinson (Oct. 12, 2014 at TEN)	8
Ace Sanders (Dec. 1, 2013 at CLE)	8
Ace Sanders (Nov. 17, 2013 vs. ARI)	8
Zach Miller (Jan. 3, 2010 at CLE)	8
Several players tied	7

YARDS/REC. (SEASON) (MIN. 25 RECEPTIONS)

KEELAN COLE (2017)	17.8
Justin Blackmon (2012)	13.5
Allen Hurns (2014)	13.3
Pete Mitchell (1995)	12.9
DEDE WESTBROOK (2017)	12.6
Matt Jones (2005)	12.0
Allen Robinson (2014)	11.4
Marqise Lee (2014)	11.4
Reggie Williams (2004)	9.9
Fred Taylor (1998)	9.6

ALL-PURPOSE YARDS (SEASON)

Maurice Jones-Drew (2006)	2,250
Fred Taylor (1998)	1,653
Brian Witherspoon (2008)	1,442
Deji Karim (2010)	1,418
Leonard Fournette (2017)	1,342
Mike Thomas (2009)	1,301
David Allen (2003)	1,223

RECEIVING YARDS (SEASON)

Justin Blackmon (2012)	865
KEELAN COLE (2017)	748
Allen Hurns (2014)	677
Allen Robinson (2014)	548
Pete Mitchell (1995)	527
Ace Sanders (2013)	484
Mike Thomas (2009)	453
Maurice Jones-Drew (2006)	436
Matt Jones (2005)	432
Marqise Lee (2014)	422

YARDS/REC. (GAME) (MIN. 4 RECEPTIONS)

Justin Blackmon (Nov. 18, 2012 at HOU)	33.7
Allen Hurns (Sept. 7, 2014 at PHI)	27.5
KEELAN COLE (Dec. 17, 2017 vs. HOU)	26.6
Matt Jones (Nov. 13, 2005 vs. BAL)	23.4
T.J. Yeldon (Dec. 6, 2015 at TEN)	19.8
Allen Robinson (Sept. 14, 2014 at Was.)	18.8

100-YARD RECEIVING GAMES (SEASON)

KEELAN COLE (2017)	2
Allen Hurns (2014)	2
Justin Blackmon (2012)	1
Matt Jones (2005)	1
Pete Mitchell (1995)	1

DEFENSE

SACKS (SEASON)

JOSH ALLEN (2019)	10.5
Yannick Ngakoue (2016)	8.0
Tony Brackens (1996)	7.0
John Henderson (2002)	6.5
Kevin Hardy (1996)	5.5
Tyson Alualu (2010)	3.5
Derrick Harvey (2008)	3.5
Bobby McCray (2004)	3.5
Chris Smith (2014)	3.0
Akin Ayodele (2002)	3.0
Larry Smith (1999)	3.0

INTERCEPTIONS (SEASON)

Reggie Nelson (2007)	5
Derek Cox (2009)	4
Several players tied	2

TACKLES (SEASON)

Bryan Schwartz (1995)	161
Kevin Hardy (1996)	130
Clint Ingram (2006)	117
Akin Ayodele (2002)	108
T.J. Slaughter (2000)	108

TACKLES (GAME)

Bryan Schwartz (Dec. 17, 1995 at Det.)	21
Bryan Schwartz (Dec. 24, 1995 vs. Cle.)	19
Bryan Schwartz (Dec. 10, 1995 vs. Ind.)	17

TAKEAWAYS (SEASON)

Derek Cox (2009)	5
Reggie Nelson (2007)	5
Fernando Bryant (1999)	5



OPPONENT RECORDS



SCORING

POINTS

Derrick Henry, Tennessee (Dec. 6, 2018).....	24
Jeff Reed, Pittsburgh (Dec. 1, 2002)	19

TOUCHDOWNS

Derrick Henry, Tennessee (Dec. 6, 2018).....	4
Several players tied, last: C. McCaffrey, CAR, 2019	3

PASSING

PASSING YARDS

Matt Schaub, Houston (Nov. 18, 2012).....	527
Drew Brees, New Orleans (Nov. 4, 2007).....	445
Peyton Manning, Indianapolis (Sept. 25, 2000)	440
Carson Palmer, Arizona (Nov. 17, 2013).....	419
Drew Brees, New Orleans (Dec. 27, 2015).....	412

PASS ATTEMPTS

Ben Roethlisberger, Pittsburgh (Oct. 8, 2017).....	55
Matt Schaub, Houston (Nov. 18, 2012).....	55
Andrew Luck, Indianapolis (Dec. 2, 2018)	52
Peyton Manning, Indianapolis (Dec. 10, 2006).....	50
Shane Matthews, Washington (Nov. 10, 2002)	50
Vinny Testaverde, Baltimore (Nov. 24, 1996)	50
Rich Gannon, Kansas City (Nov. 9, 1997)	50

INTERCEPTIONS THROWN

Ben Roethlisberger, Pittsburgh (Oct. 8, 2017).....	5
Jon Kitna, Dallas (Oct. 31, 2010)	4

TOUCHDOWN PASSES

Matt Schaub, Houston (Nov. 18, 2012).....	5
Tony Banks, Baltimore (Sept. 10, 2000).....	5
Steve McNair, Tennessee (Dec. 26, 1999).....	5
Several players tied, last: P. Rivers, S.D., 2016)	4

PASS COMPLETIONS

Matt Schaub, Houston (Nov. 18, 2012).....	43
Philip Rivers (Sept. 13, 2020)	36
Drew Brees, New Orleans (Nov. 4, 2007)	35
Jon Kitna, Dallas (Oct. 31, 2010)	34
Joe Flacco, Baltimore (Nov. 15, 2015)	34

YARDAGE

SCRIMMAGE YARDS

Andre Johnson, Houston (Nov. 18, 2012).....	273
Josh Gordon, Cleveland (Dec. 1, 2013).....	261
Chris Johnson, Tennessee (Nov. 1, 2019)	239
Derrick Henry, Tennessee (Dec. 6, 2018).....	238
Christian McCaffrey, Carolina (Oct. 6, 2019).....	237

ALL-PURPOSE YARDS

Andre Johnson, Houston (Nov. 18, 2012).....	273
Ridel Anthony, Tampa Bay (Nov. 15 , 1998)	269
Josh Gordon, Cleveland (Dec. 1, 2013).....	261
Eddy Drummond, Detroit (Nov. 14, 2004).....	257
Andre Davis, Houston (Dec. 30, 2007)	255

RUSHING

RUSHING YARDS

Derrick Henry, Tennessee (Dec. 6, 2018).....	238
Chris Johnson, Tennessee (Nov. 1, 2009)	228
Arian Foster, Houston (Jan. 2, 2011)	180
Steven Jackson, St. Louis (Oct. 30, 2005)	179
Christian McCaffrey, Carolina (Oct. 6, 2019)	176
Shawn Alexander, Seattle (Oct. 7, 2001)	176

RUSHING ATTEMPTS

Terry Allen, Washington (Sept. 28, 1997).....	36
Several players tied (A. Foster, HOU, 2011)	33

LONGEST RUSH

Derrick Henry, Tennessee (Dec. 6, 2018)	99t
Chris Johnson, Tennessee (Nov. 1, 2009)	89t
Marcus Mariota, Tennessee (Dec. 6, 2015).....	87t
Joey Galloway, Seattle (Nov. 12, 1995)	86t
Christian McCaffrey, Carolina (Oct. 6, 2019)	84t

RUSHING TOUCHDOWNS

Derrick Henry, Tennessee (Dec. 6, 2018).....	4
--	---

KICKING

FIELD GOALS

Jeff Reed, Pittsburgh (Dec. 1, 2002)	6
Adam Vinatieri, New England (Sept. 22, 1996).....	5
Matt Stover, Baltimore (Oct. 8, 2000).....	5

LONGEST FIELD GOALS

Jason Elam, Denver (Oct. 25, 1998).....	63
Phil Dawson, Arizona (Nov. 26, 2017).....	57
Greg Zuerlein, L.A. Rams (Oct. 15, 2017)	56
Blair Walsh, Minnesota (Sept. 9, 2010)	55

EXTRA POINTS

Several players tied (M. Badgley, LAC, 2019).....	6
---	---

MOST BLOCKED KICKS (FGs, PATs)

Several players tied (D. Autry, IND, 2018).....	1
---	---

RECEIVING

RECEPTIONS

Reggie Wayne, Indianapolis (Oct. 3, 2010).....	15
David Boston, San Diego (Oct. 5, 2003)	14
Andre Johnson, Houston (Nov. 18, 2012).....	14
Tim Brown, Oakland (Dec. 21, 1997)	14
Andre Johnson, Houston (Dec. 5, 2013)	13
Wes Welker, New England (Dec. 27, 2009).....	13

RECEIVING YARDS

Andre Johnson, Houston (Nov. 18, 2012).....	273
Josh Gordon, Cleveland (Dec. 1, 2013).....	261
Albert Connell, Washington (Oct. 22, 2000)	211
Sammy Watkins, Kansas City (Sept. 8, 2019).....	198
Terrell Owens, Buffalo (Nov. 22, 2009)	197

LONGEST RECEPTIONS

Terrell Owens, Buffalo (Nov. 22, 2009).....	98t
Josh Gordon, Cleveland (Dec. 1, 2013).....	95t
Michael Floyd, Arizona (Nov. 17, 2013).....	91t
Austin Ekeler, L.A. Chargers (Dec. 8, 2019)	84t
Kevin Curtis, St. Louis (Oct. 30, 2005)	83

RECEIVING TOUCHDOWNS

Several players tied (S. Watkins, K.C., 2019)	3
---	---

PUNTING

PUNTS

Chris Gardocki, Cleveland (Dec. 3, 2000)	12
Shane Lechler, Houston (Dec. 17, 2017)	11
Riley Dixon, Denver (Dec. 4, 2016)	11

GROSS AVERAGE (MIN. 4 PUNTS)

Craig Hentrich, Tennessee (Nov. 4, 2001).....	57.5
Ryan Allen, New England (Sept. 16, 2018).....	55.5
Marquette King, Oakland (Oct. 23, 2016).....	54.6

INSIDE THE 20 (MIN. 5 PUNTS)

Several players tied (T. Morstead, N.O., 2019)	5
--	---



OPPONENT RECORDS



DEFENSE

SACKS

Ryan Kerrigan, Washington (Sept. 14, 2014).....	4.0
Connor Barwin, Houston (Nov. 27, 2011)	4.0
John Abraham, Atlanta (Dec. 15, 2011).....	3.5
Whitney Mercilus, Houston (Jan. 3, 2016)	3.5

TACKLES

Anthony Walker, Indianapolis (Dec. 29, 2019)	17
D'Qwell Jackson, Indianapolis (Oct. 10, 2015).....	17
Steven Tulloch, Tennessee (Dec. 5, 2010)	17

INTERCEPTIONS

Samari Rolle, Tennessee (Dec. 26, 1999)	3
Several players tied (K. Byaard, TEN, 2017).....	2

LONGEST INTERCEPTION RETURNS

Anthony Henry, Cleveland (Dec. 16, 2001).....	97t
Anthony Parker, St. Louis (Oct. 20, 1996).....	92t
Kemal Ishmael, Atlanta (Dec. 20, 2015)	84
Adam Jones, Tennessee (Dec. 17, 2006)	83t

RETURNS

PUNT RETURNS

Jacoby Jones, Houston (Nov. 27, 2011).....	7
Dexter McCluster, Kansas City (Sept. 8, 2013).....	7
Andre Roberts, Washington (Sept. 14, 2014).....	7
Several players tied (D. Carter, HOU, 2018)	6

PUNT RETURN YARDS

Eddie Drummond, Detroit (Nov. 14, 2004)	199
Darius Reynaud, Tennessee (Dec. 30, 2012)	160
Roscoe Parrish, Buffalo (Nov. 26, 2006).....	104
Steve Smith, Carolina (Sept. 9, 2003)	102

LONGEST PUNT RETURNS

Eddie Drummond, Detroit (Nov. 14, 2004)	83t
Peter Warrick, Cincinnati (Dec. 17, 2000).....	82t
Terrence Wilkins, Indianapolis (Sept. 24, 2006).....	82t
Roscoe Parrish, Buffalo (Nov. 26, 2006).....	82t

KICKOFF RETURNS

MarTey Jenkins, Arizona (Dec. 10, 2000).....	8
Nate Jacquet, Minnesota (Dec. 23, 2001)	8
Justin Miller, N.Y. Jets (Oct. 8, 2006)	8

KICKOFF RETURN YARDS

Andre Davis, Houston (Dec. 30, 2007)	234
Glyn Milburn, Chicago (Sept. 6, 1998).....	197
Adam Jones, Tennessee (Nov. 20, 2005)	196

LONGEST KICKOFF RETURNS

Andre Davis, Houston (Dec. 30, 2007)	104t
Pharoh Cooper, L.A. Rams (Oct. 25, 2017)	103t
Andre Davis, Houston (Dec. 30, 2007)	97t
Aaron Bailey, Indianapolis (Dec. 10, 1995).....	95t
Chad Simpson, Indianapolis (Dec. 17, 2009).....	93t