2020 NFL **WEEK 12** GAME RELEASE

JAX VS CLE

11.29.20 | 1 P.M. ET | TIAA BANK FIELD

JACKSONVILLE JAGUARS

1 TIAA BANK FIELD DRIVE
JACKSONVILLE, FL 32202

DUVALL TOGETHER

GAME INFORMATION

JAGUARS.COM | @JAGUARS

Cleveland Browns (7-3) at Jacksonville Jaguars (1-9)
Sunday, Nov. 29, 2020 / 1 p.m. ET / TIAA Bank Field

THE OVERVIEW

In Week 12, the Jacksonville Jaguars (1-9) host the Cleveland Browns (7-3) at TIAA Bank Field at 1 p.m. Sunday's contest against the Browns marks the 18th game in the series with Jacksonville holding a 12-5 lead. The Jaguars have won three consecutive games against the Browns, and their .708 winning percentage against Cleveland is the best figure against any team faced in franchise history.

J-ROB MAKING HISTORY

RB **James Robinson** led the Jaguars in scrimmage yards for the eighth game this season in Week 11 against Pittsburgh, picking up 94 yards (73 rushing and 21 receiving) against the Steelers. Robinson's 94 yards marked the third-most scrimmage yards any NFL running back has gained this season against Pittsburgh and helped Robinson surpass 1,000 scrimmage yards for the season. Robinson became the fifth undrafted rookie in the common-draft era to record 1,000 scrimmage yards in a season and the third Jaguars player to do so in their first 10 career games. He joins **Saquon Barkley** (2018) and **Josh Jacobs** (2019) as the only NFL rookies in the last three seasons to total 1,000-plus scrimmage yards in their first 10 career games.

Robinson is on pace to finish with 1,618 scrimmage yards, which would mark the most scrimmage yards in NFL history by an undrafted rookie by 290-plus yards.

See below for Robinson's ranks among rookies this season.

CATEGORY	RANKING
Rushing Attempts	1st (172)
Rushing Yards	1st (762)
Receptions	8th, tied (31)*
Scrimmage Yards	1st (1,011)
Total Touchdowns	3rd (7)
First Downs	1st (51)
Broken Tackles	3rd (13)**
10-yard rushes	1st (24)

*Tied for first among running backs

** According to SportsRadar360

JAGUARS WEEKLY MEDIA SCHEDULE

Wednesday, Nov. 25
9 a.m.....HC **Doug Marrone** available on Microsoft Teams
12:15 p.m.....Coordinator availability on Microsoft Teams
1:05 - 1:25 p.m.....Practice open to select media
2:45 p.m.....Player availability via Microsoft Teams

Thursday, Nov. 26
No media availability -- Happy Thanksgiving

Friday, Nov. 27
11:30 - 11:50 a.m...Practice open to select media
1:15 p.m.....HC **Doug Marrone** available via Microsoft Teams

Sunday, Nov. 29
1 p.m.....Kickoff versus Cleveland Browns

WEEK 12 QUICK HITS

• LB **Joe Schobert** signed with the Jaguars in the 2020 offseason after beginning his career with the Cleveland Browns in 2016. In Schobert's four years with the Browns, he led Cleveland in tackles (394 total tackles), forced fumbles (seven) and INTs (six). Schobert, who earned Pro Bowl honors with the Browns in 2017, ranks second in the AFC this season with 84 tackles and is one of two NFL linebackers in 2020 with 80-plus tackles and one INT.

• DT **Davon Hamilton** has posted 29 tackles this season, the most among all rookie defensive linemen. Hamilton, who attended Ohio State and is from Pickerington, Ohio, has started five consecutive games for the Jaguars and recorded his first career sack in Week 10 at Green Bay. In Week 11, Hamilton started alongside rookie DT **Doug Costin,** who attended Miami (Ohio). Costin has recorded 14 tackles this season, the fifth-most among all undrafted rookies.

• The Jaguars are the only team in the NFL to have three wide receivers with at least 300 receiving yards apiece. WR **DJ Chark Jr.** leads the team with 534 receiving yards and four TDs, **Keelan Cole Sr.** has totaled 453 receiving yards and four TDs, **Chris Conley** has caught 27 passes for 332 yards and rookie **Laviska Shenault Jr.** has collected 30 catches for 323 yards.

• In the last three weeks (Weeks 9-11), P **Logan Cooke** has placed eight punts inside the 20, the most in the NFL during that span. Cooke's 43.5 net punting average is the second-highest in the AFC this season.

• Led by OL **Andrew Norwell** and **Tyler Shatley**, the Jaguars O-line sponsored "Turkey Time with the O-line" on Friday, Nov. 20. Along with Shatley and Norwell, OL **Jawaan Taylor**, **A.J. Cann**, **Brandon Linder**, **KC McDermott** and **Ben Bartch** helped provide turkeys and food supplies for 500 pre-selected families during a drive-thru at TIAA Bank Field.

2020 REGULAR SEASON SCHEDULE (1-9)

Date	Opponent	Time/(TV)/Result
Sun. Sept. 13	**vs. Indianapolis Colts**	**W, 27-20**
Sun. Sept. 20	at Tennessee Titans	L, 33-30
Thurs. Sept. 24	**vs. Miami Dolphins**	**L, 31-13**
Sun. Oct. 4	at Cincinnati Bengals	L, 33-25
Sun. Oct. 11	at Houston Texans	L, 30-14
Sun. Oct. 18	**vs. Detroit Lions**	**L, 34-16**
Sun. Oct. 25	at Los Angeles Chargers	L, 39-29
Sun. Nov. 1	BYE WEEK	---
Sun. Nov. 8	**vs. Houston Texans**	**L, 27-25**
Sun. Nov. 15	at Green Bay Packers	L, 24-20
Sun. Nov. 22	**vs. Pittsburgh Steelers**	**L, 27-3**
Sun. Nov. 29	**vs. Cleveland Browns**	**1 p.m. (CBS)**
Sun. Dec. 6	at Minnesota Vikings	1 p.m. (CBS)
Sun. Dec. 13	**vs. Tennessee Titans**	**1 p.m. (CBS)**
Sun. Dec. 20	at Baltimore Ravens	1 p.m. (CBS)
Sun. Dec. 27	**vs. Chicago Bears**	**1 p.m. (FOX)**
Sun. Jan. 3	at Indianapolis Colts	1 p.m. (CBS)

MEDIA INFORMATION

ON THE CALL

TV BROADCAST INFORMATION: Sunday's game will be broadcast on CBS with **Spero Dedes** providing the play-by-play and **Adam Archuleta** providing the commentary.

RADIO BROADCAST INFORMATION: Jaguars games and official team radio programming air live on 1010 XL AM and 92.5 FM, the team's flagship radio partner. In addition, the games are simulcast on 99.9 Gator Country. **Frank Frangie** handles the play-by-play for the Jaguars' radio broadcast, while **Tony Boselli** and **Jeff Lageman** provide the commentary. **Rick Ballou** serves as the sideline reporter.

2020 JAGUARS DRAFT CLASS

No.	Name	Pos.	School
1 (9)	CJ Henderson	CB	Florida
2 (20)	K'Lavon Chaisson	DE/LB	LSU
2 (42)	Laviska Shenault Jr.	WR	Colorado
3 (73)	DaVon Hamilton	DT	Ohio State
4 (116)	Ben Bartch	OL	Temple
4 (137)	Josiah Scott	CB	Michigan State
4 (140)	Shaquille Quarterman	LB	Miami (Fla.)
5 (157)	Daniel Thomas	S	Auburn
5 (165)	Collin Johnson	WR	Texas
6 (189)	Jake Luton	QB	Oregon State
6 (206)	Tyler Davis	TE	Georgia Tech
7 (223)	Chris Claybrooks	CB/RS	Memphis

JAGUARS/BROWNS SERIES HISTORY

CLEVELAND BROWNS

Head Coach: Kevin Stefanski (since 2020 • 7-3, .700)

Regular Season Series: 12-5 (.706)
Postseason Series: 0-0 (.000)
Home Record: 5-3 (.625)
Road Record: 7-2 (.778)

Date	Location	Result	Attendance
Nov. 19, 2017	**Cleveland**	**W, 19-7**	**57,003**
Oct. 19, 2014	**Jacksonville**	**W, 24-6**	**61,341**
Dec. 1, 2013	**Cleveland**	**W, 32-28**	**69,654**
Nov. 20, 2011	Cleveland	L, 14-10	63,498
Nov. 21, 2010	**Jacksonville**	**W, 24-20**	**62,254**
Jan. 3, 2010	Cleveland	L, 23-17	66,935
Oct. 26, 2008	Jacksonville	L, 23-17	64,775
Dec. 4, 2005	**Cleveland**	**W, 20-14**	**70,941**
Dec. 8, 2002	Jacksonville	L, 21-20	46,267
Dec. 16, 2001	**Cleveland**	**W, 15-10**	**72,818**
Sept. 30, 2001	Jacksonville	L, 23-14	57,875
Dec. 3, 2000	**Jacksonville**	**W, 48-0**	**51,262**
Sept. 3, 2000	**Cleveland**	**W, 27-7**	**72,418**
Dec. 19, 1999	**Cleveland**	**W, 24-14**	**72,038**
Oct. 17, 1999	**Jacksonville**	**W, 24-7**	**62,047**
Dec. 24, 1995	**Jacksonville**	**W, 24-21**	**66,007**
Oct. 22, 1995	**Cleveland**	**W, 23-15**	**64,405**

PRONUNCIATION GUIDE

Luq Barcoo	Luke BAR-koo
Taven Bryan	TAY-ven
K'Lavon Chaisson	KAY-luh-vahn CHASE-on
A.J. **Cann**	CAN
Kamalei Correa	KAH-muh-lay core-AY-uh
Tyler **Eifert**	EYE-fert
Daniel **Ekuale**	Eee-qwall-lay
Adam **Gotsis**	GOT-sis
Tre Herndon	Tray
Jake **Luton**	LOOT-in
Ross **Matiscik**	MATTA-sick
James **O'Shaughnessy**	oh-SEAN-uh-see
Dare Ogunbowale	DAR-ay OH-gun-buh-WALL-ay
Devine **Ozigbo**	oh-ZIG-bo
Brandon **Rusnak**	russ-NAK
Joe **Schobert**	SHOW-bert
Laviska Shenault Jr.	luh-VISK-uh shuh-nault
Eric **Saubert**	SAW-bert
Dawuane Smoot	duh-WAHN
Jarrod Wilson	Jared
Andrew **Wingard**	WING-urd

NFL WEEK 12 SCHEDULE

Thursday, Nov. 26

Houston at Detroit ..... 12:30 p.m.
Washington at Dallas ..... 4:30 p.m.
Baltimore at Pittsburgh ..... 8:20 p.m.

Sunday, Nov. 29

Cleveland at Jacksonville ..... 1 p.m.
Los Angeles Chargers at Buffalo ..... 1 p.m.
Las Vegas at Atlanta ..... 1 p.m.
New York Giants at Cincinnati ..... 1 p.m.
Tennessee at Indianapolis ..... 1 p.m.
Carolina at Minnesota ..... 1 p.m.
Arizona at New England ..... 1 p.m.
Miami at New York Jets ..... 1 p.m.
New Orleans at Denver ..... 4:05 p.m.
San Francisco at Los Angeles Rams ..... 4:05 p.m.
Kansas City at Tampa Bay ..... 4:25 p.m.
Chicago at Green Bay ..... 8:20 p.m.

Monday, Nov. 23

Los Angeles Rams at Tampa Bay ..... 8:15 p.m.

JAGUARS 2020 LEADERS

CATEGORY	LEADER
Passing Attempts	G. Minshew II (267)
Passing Yards	G. Minshew II (1,855)
Rushing Attempts	J. Robinson (172)
Rushing Yards	J. Robinson (762)
Receptions	DJ Chark Jr. (31)
Receiving Yards	DJ Chark Jr. (534)
Total Touchdowns	J. Robinson (7)
Points	J. Robinson (44)
Interceptions	S. Jones IV (2)
Sacks	J. Allen (2.5)
Tackles	J. Schobert (85)

JAGUARS IN THE COMMUNITY

TURKEY TIME WITH THE O-LINE

In recognition of the upcoming Thanksgiving holiday, members of the Jaguars offensive line sponsored "Turkey Time with the O-Line" in partnership with Feeding Northeast Florida, CSX and Century Ambulance on Friday, Nov. 20.

Jaguars offensive linemen **Andrew Norwell**, **Tyler Shatley**, **Jawaan Taylor**, **A.J. Cann**, **Brandon Linder**, **KC McDermott** and **Ben Bartch** helped provide turkeys and food supplies for 500 pre-selected families.

"Thanksgiving is built for offensive linemen," said Shatley. "Obviously we all love to eat, but I want everyone in our community to be able to enjoy that time with family. It's easy to get tunnel vision in 2020 and just focus on me and my family, staying healthy and getting through the season, but there are so many people that aren't able to work right now and aren't as fortunate as we are. It's important to be able to help out."

"Turkey Time with the O-Line" began in 2019 when Norwell and his Andrew Norwell Foundation alongside his teammates hosted an early Thanksgiving feast for 250 children from the Boys and Girls Club of Northeast Florida to TIAA Bank Field. The players could not be onsite for this year's giveaway due to COVID-19 protocols, but volunteers distributed Thanksgiving meals on Friday morning at a drive thru in Lot J at TIAA Bank Field, which was sparked by their donation.

"I started my foundation to help block childhood hunger and this event is special," said Norwell. "The guys coming together, that's who we are as a unit. We help each other out week in and week out and as professional athletes, we are in a position to give back to the community. We wish we could be there on the front lines."

Feeding Northeast Florida is on track to distribute 28 million meals throughout Northeast Florida by the end of 2020, which is a 90 percent increase from last year, a result of the pandemic.

PROTECTING FANS IN 2020

The Jaguars opened the 2020 regular season with a limited capacity crowd of 14,100 at TIAA Bank Field on Sunday, Sept. 13 and have continued to host a 25 percent capacity throughout 2020. Fans have enjoyed several new game day experience upgrades and protocols all designed with health and safety in mind. The Jaguars, ASM Global, Delaware North and the City of Jacksonville all worked diligently over the summer to create a contactless game day experience for fans coming to TIAA Bank Field in 2020, including the following new features:

- After parking in physically-distanced lots, new magnetometers allow fans to enter the stadium while carrying their clear bag, cell phone and keys. After the security screening, they proceed to newly installed self-scan mobile ticket kiosks.
- The Jaguars have added more than 750 hand-sanitizing stations throughout the concourses, plaza and premium spaces. Certified disinfection specialists in blue vests are at the stadium on game day disinfecting all high touchpoint areas with hospital grade disinfectant.
- The Jaguars and TIAA Bank Field have transitioned to a cashless payment stadium ensuring contactless options for parking, merchandise and food purchases. Cash is no longer accepted at the stadium, and ATMs have been removed from the premises. Fans can scan a QR code or use the Jaguars app to order food online from the nearest concession stand and receive a text alert when it's ready for pickup.
- Limited capacity seating is grouped in pods. Every fan has at least 6 feet of physical distance from every fan in other pods. Fans are encouraged to limit their pod to close friends or family. Unused seats are zip-tied to prevent accidental use.

SOCIAL JUSTICE

BLACK LIVES MATTER

Following widespread outrage over the death of George Floyd while in police custody in Minneapolis, and joining in a nationwide push for racial equality, Jaguars ownership, players, coaches and front office staff began taking steps to create positive change on the First Coast.

On June 3, Owner **Shad Khan** penned a personal op-ed, sharing his own experience with discrimination as a Muslim-American and announcing his commitment to work alongside the team to level the playing field for all to have equal access to the American dream.

"Racism, in all its forms, will kill," said Khan. "It kills people, it kills communities, it kills dreams, it kills hope. For many Americans, now is the moment. Never has that been clearer. I don't want to waste this moment."

Jaguars players took action June 5, as they led an organization-wide march to raise awareness for racial injustice against the Black community. More than 250 members of the Jaguars organization, including players, coaches, front office staff and their families, started at TIAA Bank Field at 9:04 a.m. and proceeded to the Jacksonville Sheriff's Office while wearing Black Lives Matter t-shirts.

WR **Chris Conley** addressed the crowd and called attention to markers of racism still present in Jacksonville. "We cannot allow comfortability with revisionist history to disarm our minds and weaken our convictions," said Conley. "A Confederate monument sits a couple of blocks from here, praising the south's dark past."

*WR **Chris Conley** at the Jacksonville Sheriff's Office headquarters on Friday, June 5 alongside JSO Officer and former TE **Ernest Wilford**.*

Three days later, a Confederate monument was removed from a downtown Jacksonville park. Conley challenged those in attendance and those watching from home to continue the fight. "This is only the beginning here in Jacksonville. Let's make sure that we maintain this momentum so this is not a moment and this is a movement."

As a team, Jaguars players are working on several plans this season to educate and engage the community on a variety of important topics, including voting and legislative reform, youth education through arts and sports, financial stimulus and police and community relations.

GET IN THE GAME

On Tuesday, Sept. 1, the Jacksonville Jaguars launched an organization-wide commitment to voter education organized by players and coaches and designed to encourage fans to "Get in the Game" with a call for civic engagement. The season-long campaign kicked off with a public service announcement encouraging voter registration and continued through Election Day with activations via social media, on game day, through grassroots activities and national partnerships.

"You can look at voting as a privilege, and as a naturalized U.S. citizen, you can be assured that I do," said Jaguars Owner **Shad Khan**. "But I also see it as a civic responsibility. If we're serious about being better in our communities and throughout our nation, and all voices being heard and respected, we have to participate in the electoral process. No exceptions. It's our duty to cast a ballot. If you haven't registered to vote, please do by October 5. If you're registered, please vote."

The campaign began with a non-partisan, "Get in the Game" public service announcement featuring Jaguars players and coaches, including Head Coach **Doug Marrone** and QB **Gardner Minshew II**, calling for fans in Florida to register to vote by the October 5 deadline. The Jaguars have also created www.jaguars.com/vote as a resource for the community looking for more information on voter registration and key deadlines.

Several Jaguars front office employees got in the game and further supported the voters of Duval County by taking training from the Duval County Supervisor of Elections office to serve as poll workers on Election Day. Employees had the opportunity to donate their time to the Jaguars Foundation.

Jaguars players, coaches and front office staff all participated in virtual voter education courtesy of RISE, a non-profit organization selected by the NFL to support their national NFL Votes campaign. RISE's nonpartisan initiative RISE to Vote led a virtual team meeting on August 17, walking players through the registration process and giving them insight on the history of voting rights in America.

OFFENSIVE NOTES

ROBINSON'S RANKINGS

RB **James Robinson** has recorded the third-most rushing yards (762) in the NFL in 2020. The rookie running back has also totaled 1,011 scrimmage yards, most among all rookies this season.

RUSHING YARDS, NFL, 2020

RK.	PLAYER	RUSHING ATTEMPTS	YARDS	RUSH TDS
1.	RB **Derrick Henry** (TEN)	229	1,079	9
2.	RB **Dalvin Cook** (MIN)	201	1,069	13
3.	RB **James Robinson** (JAX)	172	762	5
4.	RB **Josh Jacobs** (L.V.)	199	755	9
5.	RB **Ronald Jones** (T.B.)	153	754	5

SCRIMMAGE YARDS, NFL, 2020

RK.	PLAYER	RUSH YARDS	REC YARDS	SCRIMMAGE
1.	RB **Dalvin Cook** (MIN)	1,069	234	1,303
2.	RB **Alvin Kamara** (N.O.)	531	648	1,179
3.	RB **Derrick Henry** (TEN)	1,079	86	1,165
4.	RB **James Robinson** (JAX)	762	249	1,011
5.	RB **Ezekiel Elliot** (DAL)	675	249	924

SCRIMMAGE YARDS, ROOKIES, 2020

RK.	PLAYER	RUSH YARDS	REC YARDS	SCRIMMAGE
1.	RB **James Robinson** (JAX)	762	249	1,011
2.	RB **Clyde Edwards-Helaire** (K.C.)	655	232	837
3.	WR **Justin Jefferson** (MIN)	0	848	848
4.	RB **Jonathan Taylor** (IND)	518	227	745
5.	RB **Antonio Gibson** (WAS)	530	212	742

NOTE THE QUOTE: RB JAMES ROBINSON

""[He's a] great overall guy, a great locker room guy. He's been doing a lot of great things for us in this offense with [Offensive Coordinator] Coach Gruden, so we're excited to have him around. He's been doing great and adjusting to the game plans and knowing what to do and how to do it. [He's] just trusting the offensive line and what Coach Gruden calls and he just goes with it. He's a great guy."

- OL **Jawaan Taylor**

1,000 THROUGH 10

RB **James Robinson** gained 94 scrimmage yards in Week 11 versus Pittsburgh, joining RBs **Fred Taylor** and **Leonard Fournette** as the only players in franchise history to surpass 1,000 scrimmage yards through their first 10 career games.

SCRIMMAGE YARDS, FIRST 10 CAREER GAMES, JAGUARS HISTORY

RK.	PLAYER	RUSHING	RECEIVING	TOTAL
1.	RB **Fred Taylor** (1998)	806	320	1,126
2.	RB **Leonard Fournette** (2017)	822	195	1,017
3.	RB **James Robinson** (2020)	762	249	1,011
4.	RB **T.J. Yeldon** (2015)	621	199	820
5.	RB **Maurice Jones-Drew** (2006)	376	270	646

HOMETOWN HERO

RB **James Robinson** enjoyed an illustrious high school career at Rockford Lutheran High School, where he played both basketball and football. Robinson set IHSA career records with 9,045 rushing yards and 158 rushing TDs. As a senior, he rushed for 2,461 yards and 44 TDs.

478

Robinson rushed for 478 yards and seven TDs in the first half of a high school game. Robinson did not play in the second half and his team won 95-28.

948

Robinson scored 948 points in high school, which is the Illinois State record.

2,461

Robinson rushed for 2,469 yards and 51 TDs as a sophomore, tied for the second-highest single-season total in Illinois High School Association history.

9,045

Robinson rushed for 9,045 yards in his high school career, the most in Illinois High School Association history and his 9,045 yards rank in the top 15 all-time in U.S. high school history.

NOTE THE QUOTES: ON RB JAMES ROBINSON

"I'm not surprised [by his success]. I don't know why anybody is. They've been saying it since he was in Pee Wee league: 'We'll see him on Sunday.' That was the dream, that was the expectation, and he worked for it, and he got it."

- Rockford Lutheran Head Coach **Bruce Bazsali**

"When James was a freshman, you think, 'Well, he's just a freshman,' but on his second carry he ran over about eight of our players. All I could think of on the sideline is, 'How are we going to stop him for four more years?' In reality, we couldn't."

- Stillman Valley Head Coach **Mike Lalor**

"This was a big shock for people that, you know, James made it to the NFL. It was a big shock for people that James is a starting running back. But, you know, you can ask anyone that coached James or saw James play when he was in high school ... we knew this was a great possibility for James."

- Rockford Lutheran Athletic Director **Henry Robison**

"I mean, just knowing he was scoring, like, five touchdowns in the first quarter in high school, you know what I'm saying? We're like alright, this kid's definitely going to like Alabama or something like that. That's all we knew. Honestly, we thought he would be like a big power-five football player and a first-round draft pick. Like, that's the type of talent we knew he had. Obviously, it didn't go that way, but he still ended up in the right destination."

- Toronto Raptors Guard and Rockford Native **Fred VanVleet**

"I think growing up, for me, in Rockford [Illinois], everyone wanted to make it, play professional. Either it was NBA or NFL and for me it was all about NFL, trying to get here. I think a lot of people doubt people from Rockford, but I think it was just me working hard trying to get to this point."

RB **James Robinson**

TEAM NOTES

RUMBLING ROBINSON

RB **James Robinson** found the end zone for the seventh time this season in Week 9 against the Texans. Robinson's seven total TDs are the third-most among rookies in the NFL this season.

TOUCHDOWNS, ROOKIES, NFL, 2020

RK.	PLAYER	SCRIMMAGE TDS	RUSH TDS	REC TDS
1.	WR **Chase Claypool** (PIT)	10	2	8
2.	RB **Antonio Gibson** (WAS)	8	8	0
3.	RB **James Robinson** (JAX)	7	5	2
4.	RB **D'Andre Swift** (DET)	4	2	6
5.	WR **Brandon Aiyuk** (S.F.)	5	2	3
	RB **Clyde Edwards-Helaire** (K.C.)	5	4	1

DIAMONDS IN THE ROUGH

RB **James Robinson**, an undrafted rookie out of Illinois State, has totaled 1,011 scrimmage yards this season, the most by any undrafted rookie in NFL history through the first 11 weeks of a season. Robinson is on pace to finish with 1,618 scrimmage yards, which would mark the most scrimmage yards in NFL history by an undrafted rookie.

SCRIMMAGE YARDS, UNDRAFTED ROOKIE, WEEKS 1-10, NFL HISTORY

RK.	PLAYER (TEAM, YEAR)	RUSH YARDS	REC YARDS	SCRIMMAGE
1.	RB **James Robinson** (JAX, 2020)	762	249	1,011
2.	RB **Phillip Lindsay** (DEN, 2018)	670	187	857
3.	RB **Clark Gaines** (NYJ, 1976)	482	332	814
4.	RB **Thomas Rawls** (SEA, 2015)	604	54	658
5.	WR **Bobby Johnson** (NYG, 1984)	0	588	588

IT'S COLE OUTSIDE

WR **Keelan Cole Sr.** found the end zone twice against Green Bay in Week 10. His first TD came on a 91-yard punt return for a TD in the second quarter, and his second TD came in the third quarter on a 12-yard TD pass from QB **Jake Luton**.

Cole's 91-yard punt return TD was the longest punt return TD in Jaguars history. He became the first player in Jaguars history to return a punt for a TD and catch a TD pass in the same game and is one of six players in the NFL to accomplish the feat over the last five seasons (2016-20).

LONGEST PUNT RETURNS, FRANCHISE HISTORY

RK.	PLAYER/DATE/OPPONENT	PUNT RETURN
1.	WR **Keelan Cole Sr.** (Nov. 15, 2020 at Green Bay)	91 (TD)
2.	WR **Reggie Barlow** (Sept. 13, 1998 vs. Kansas City)	85 (TD)
3.	WR **Mike Thomas** (Dec. 19, 2010 at Indianapolis)	78 (TD)
4.	WR **Reggie Barlow** (Nov. 21, 1999 vs. New Orleans)	74 (TD)
5.	WR **Dede Westbrook** (Dec. 16, 2018 at Washington)	74 (TD)

NOTE THE QUOTE: ON WR KEELAN COLE SR.

"He's been playing very, very consistent and he's playing the best he's played since he's been here ... I can't say enough about the special teams stuff. Every time he's called on to go in there and do something, he makes something happen, whether it's a kickoff return, which he's done before for us in the past, or it's a punt return like he did yesterday. He's always up for anything. He always has a good attitude. He likes to play. He likes to be on the field. He likes to practice. He's really come a long way and I think he'll continue to get better."

- Head Coach **Doug Marrone**

TACKLE MACHINE

Since becoming a full-time starter in 2017 with the Browns, LB **Joe Schobert** has totaled 462 tackles, the third-most in the NFL during that span. He played with Cleveland from 2016-19 and in Schobert's four years with the Browns, he led Cleveland in tackles (394 total tackles), forced fumbles (seven) and INTs (six).

Schobert has started at middle linebacker in all 10 games this season and posted a team-leading 84 tackles and one INT. Schobert has posted five INTs since 2019, tied for the most among all NFL linebackers in that span. His 84 tackles this season rank second in the AFC.

TACKLES, 2017-20

RK.	PLAYER (TEAMS)	TACKLES
1.	LB **Blake Martinez** (G.B./NYG)	537
2.	LB **Bobby Wagner** (SEA)	526
3.	LB **Joe Schobert** (CLE/JAX)	462
4.	LB **Jaylon Smith** (DAL)	440

INTs, LBs, 2019-20

RK.	PLAYER (TEAMS)	INTS	TACKLES
1.	LB **Joe Schobert** (CLE/JAX)	5	218
	LB **Darius Leonard** (IND)	5	187
3.	LB **KJ Wright** (SEA)	4	186
	LB **Jamie Collins** (DET/N.E.)	4	158

DOMINANT DAVON

DT **DaVon Hamilton** has posted 29 tackles this season, the most among all rookie defensive linemen. Hamilton, who attended Ohio State and is from Pickerington, Ohio, has started five consecutive games and recorded his first career sack in Week 10 at Green Bay.

TACKLES, ROOKIE DEFENSIVE LINEMEN, 2020

RK.	PLAYER (TEAM)	TACKLES
1.	DT **DaVon Hamilton** (JAX)	29
2.	DE **Chase Young** (WAS)	25
2T.	DT **Derrick Brown** (CAR)	25
4.	DT **Raekwon Davis** (MIA)	24

NOTE THE QUOTES: ON DT DAVON HAMILTON

"He's a hell of a player. He's a real smart guy ... He knows what's going on now, it's a lot more. He knows what's going on around him, he knows blocking schemes, backfield sets, all that stuff. I mean he's a student of the game. Not only that, he's a big guy and he's active."

- Head Coach **Doug Marrone**

COOKE'S CORNER

P **Logan Cooke** has posted a 43.5 net punting average this season, the second-highest in the AFC. Cooke has placed 15 of his 37 punts inside the 20.

NET PUNTING AVERAGE, AFC,- 2020

RK.	PLAYER (TEAM)	NET PUNTING AVERAGE
1.	P **Jake Bailey** (N.E.)	45.3
2.	P **Logan Cooke** (WAS)	43.5
3.	P **Matt Haack** (MIA)	43.3
4.	P **Sam Koch** (BAL)	42.9

JAGUARS 2020 STATISTICS

Jacksonville Jaguars / Week 11 / Through Sunday, November 22, 2020 / Regular Season

Won 1, Lost 9

9/13/2020	W	27 - 20	Indianapolis Colts
9/20/2020	L	30 - 33	at Tennessee Titans
9/24/2020	L	13 - 31	Miami Dolphins
10/4/2020	L	25 - 33	at Cincinnati Bengals
10/11/2020	L	14 - 30	at Houston Texans
10/18/2020	L	16 - 34	Detroit Lions
10/25/2020	L	29 - 39	at Los Angeles Chargers
11/8/2020	L	25 - 27	Houston Texans
11/15/2020	L	20 - 24	at Green Bay Packers
11/22/2020	L	3 - 27	Pittsburgh Steelers

	Jacksonville	Opponent
Total First Downs	**199**	**237**
Rushing	53	79
Passing	126	127
Penalty	20	31
3rd Down: Made/Att	55/128	54/128
3rd Down Pct.	43.0%	42.2%
4th Down: Made/Att	4/17	7/10
4th Down Pct.	23.5%	70.0%
Possession Avg.	**27:47**	**32:13**
Total Net Yards	**3270**	**4113**
Avg. Per Game	327.0	411.3
Total Plays	624	656
Avg. Per Play	5.2	6.3
Net Yards Rushing	**973**	**1291**
Avg. Per Game	97.3	129.1
Total Rushes	217	299
Net Yards Passing	2297	2822
Avg. Per Game	229.7	282.2
Sacked/Yards Lost	30/182	9/46
Gross Yards	2479	2868
Attempts/Completions	377/236	348/244
Completion Pct.	62.6%	70.1%
Had Intercepted	11	8
Punts/Average	**37/47.0**	**30/41.4**
Net Punting Avg.	**43.5**	**32.4**
Penalties/Yards	**62/648**	**50/449**
Fumbles/Ball Lost	**10/5**	**5/2**
Touchdowns	**24**	**34**
Rushing	7	13
Passing	15	21
Returns	2	0

Score By Periods	**Q1**	**Q2**	**Q3**	**Q4**	**OT**	**Pts**
Team	30	67	42	63	0	202
Opponents	64	105	67	62	0	298

Scoring	**TD**	**Ru**	**Pa**	**Rt**	**PAT**	**FG**	**2Pt**	**Pts**
J.Robinson	7	5	2	0	0/0	0/0	1	44
K.Cole	5	0	4	1	0/0	0/0	0	30
D.Chark	4	0	4	0	0/0	0/0	0	24
J.Lambo	0	0	0	0	8/10	5/5	0	23
A.Rosas	0	0	0	0	1/1	4/5	0	13
C.McLaughlin	0	0	0	0	2/2	3/3	0	11
C.Johnson	1	0	1	0	0/0	0/0	0	6
L.Shenault	1	0	1	0	0/0	0/0	0	6
D.Thomas	1	0	0	1	0/0	0/0	0	6
J.Luton	1	1	0	0	0/0	0/0	0	6
G.Minshew	1	1	0	0	0/0	0/0	0	6
C.Conley	1	0	1	0	0/0	0/0	0	6
C.Thompson	1	0	1	0	0/0	0/0	0	6
T.Eifert	1	0	1	0	0/0	0/0	0	6
J.Brown	0	0	0	0	1/1	1/2	0	4
S.Hauschka	0	0	0	0	2/2	0/2	0	2
B.Ellefson	0	0	0	0	0/0	0/0	1	2
B.Wright	0	0	0	0	1/2	0/0	0	1
Team	**24**	**7**	**15**	**2**	**15/18**	**13/17**	**2**	**202**
Opponents	**34**	**13**	**21**	**0**	**31/33**	**21/25**	**0**	**298**

2-Pt. Conversions: Team 2/6, Opponents: 0/1

Sacks: J.Allen 2.5, D.Smoot 1.5, D.Hamilton 1.0, K.Chaisson 1.0, T.Herndon 1.0, M.Jack 1.0, J.Schobert 0.5, T.Bryan 0.5 **Team: 9.0, Opponents: 29.0**

Rushing	**No.**	**Yds**	**Avg**	**Long**	**TD**
J.Robinson	172	762	4.4	39	5
G.Minshew	25	122	4.9	16	1
L.Shenault	11	54	4.9	14	0
C.Thompson	7	20	2.9	5	0
J.Luton	1	13	13.0	13t	1
K.Cole	1	2	2.0	2	0
Team	**217**	**973**	**4.5**	**39**	**7**
Opponents	**299**	**1291**	**4.3**	**54**	**13**

Receiving	**No.**	**Yds**	**Avg**	**Long**	**TD**
D.Chark	41	534	13.0	73t	4
K.Cole	36	453	12.6	51	4
J.Robinson	31	249	8.0	28	2
L.Shenault	30	323	10.8	36	1
C.Conley	27	332	12.3	51	1
C.Thompson	20	146	7.3	15	1
T.Eifert	19	188	9.9	19t	1
J.O'Shaughnessy	16	156	9.8	26	0
C.Johnson	7	69	9.9	19	1
D.Ozigbo	3	5	1.7	3	0
B.Ellefson	1	10	10.0	10	0
D.Ogunbowale	1	5	5.0	5	0
D.Westbrook	1	4	4.0	4	0
E.Saubert	1	3	3.0	3	0
B.Miller	1	2	2.0	2	0
G.Minshew	1	0	0.0	0	0
T.Godwin	0	0	0.0	0	0
T.Davis	0	0	0.0	0	0
Team	**236**	**2479**	**10.5**	**73t**	**15**
Opponents	**244**	**2868**	**11.8**	**78t**	**21**

Interceptions	**No.**	**Yds**	**Avg**	**Long**	**TD**
S.Jones	2	1	0.5	1	0
D.Thomas	1	53	53.0	53	0
J.Wilson	1	48	48.0	48	0
C.Henderson	1	22	22.0	22	0
A.Wingard	1	12	12.0	12	0
J.Schobert	1	2	2.0	2	0
M.Jack	1	0	0.0	0	0
Team	**8**	**138**	**17.3**	**53**	**0**
Opponents	**11**	**117**	**10.6**	**44**	**0**

Punting	**No**	**Yds**	**Avg**	**Net**	**TB**	**In**	**Lg**	**B**
L.Cooke	37	1740	47.0	43.5	3	15	67	0
Team	**37**	**1740**	**47.0**	**43.5**	**3**	**15**	**67**	**0**
Opponents	**30**	**1241**	**41.4**	**32.4**	**5**	**12**	**61**	**1**

Punt Returns	**Ret**	**FC**	**Yds**	**Avg**	**Long**	**TD**
K.Cole	6	2	127	21.2	91t	1
D.Westbrook	4	1	44	11.0	13	0
C.Claybrooks	2	2	-1	-0.5	0	0
Team	**12**	**5**	**170**	**14.2**	**91t**	**1**
Opponents	**11**	**7**	**70**	**6.4**	**15**	**0**

Kickoff Returns	**No.**	**Yds**	**Avg**	**Long**	**TD**
C.Claybrooks	9	191	21.2	39	0
D.Westbrook	4	89	22.3	26	0
K.Cole	3	80	26.7	40	0
T.Godwin	2	20	10.0	15	0
B.Miller	1	7	7.0	7	0
Team	**19**	**387**	**20.4**	**40**	**0**
Opponents	**16**	**263**	**16.4**	**41**	**0**

Field Goals	**1-19**	**20-29**	**30-39**	**40-49**	**50+**
J.Lambo	0/ 0	0/ 0	2/ 2	1/ 1	2/ 2
A.Rosas	0/ 0	1/ 1	2/ 2	0/ 1	1/ 1
C.McLaughlin	0/ 0	0/ 0	1/ 1	1/ 1	1/ 1
J.Brown	0/ 0	0/ 0	1/ 2	0/ 0	0/ 0
S.Hauschka	0/ 0	0/ 1	0/ 0	0/ 1	0/ 0
Team	**0/ 0**	**1/ 2**	**6/ 7**	**2/ 4**	**4/ 4**
Opponents	**0/ 0**	**1/ 1**	**11/ 12**	**7/ 9**	**2/ 3**

Fumbles Lost: G.Minshew II 2, J.Robinson 1, D.Westbrook 1, G.Minshew 1 **Total: 5**

Opponent Fumble Recoveries: M.Jack 1, D.Hamilton 1 **Total: 2**

Passing	**Att**	**Cmp**	**Yds**	**Cmp%**	**Yds/Att**	**TD**	**TD%**	**Int**	**Int%**	**Long**	**Sack**	**Lost**	**Rating**
G.Minshew	267	176	1855	65.9%	7.0	13	4.9%	5	1.9%	51	22/	126	94.4
J.Luton	110	60	624	54.5%	5.7	2	1.8%	6	5.5%	73t	7/	52	54.5
J.Robinson	0	0	0	0.0%	0.0	0	0.0%	0	0.0%	0	1/	4	0.0
Team	**377**	**236**	**2479**	**62.6%**	**6.6**	**15**	**4.0%**	**11**	**2.9%**	**73t**	**30/**	**182**	**82.8**
Opponents	**348**	**244**	**2868**	**70.1%**	**8.2**	**21**	**6.0%**	**8**	**2.3%**	**78t**	**9/**	**46**	**105.4**

BROWNS 2020 STATISTICS

Cleveland Browns / Week 11 / Through Sunday, November 22, 2020 / Regular Season

Won 7, Lost 3

9/13/2020	L	6 - 38	at Baltimore Ravens
9/17/2020	W	35 - 30	Cincinnati Bengals
9/27/2020	W	34 - 20	Washington Football Team
10/4/2020	W	49 - 38	at Dallas Cowboys
10/11/2020	W	32 - 23	Indianapolis Colts
10/18/2020	L	7 - 38	at Pittsburgh Steelers
10/25/2020	W	37 - 34	at Cincinnati Bengals
11/1/2020	L	6 - 16	Las Vegas Raiders
11/15/2020	W	10 - 7	Houston Texans
11/22/2020	W	22 - 17	Philadelphia Eagles

	Cleveland	Opponent
Total First Downs	**203**	**230**
Rushing	84	76
Passing	103	141
Penalty	16	13
3rd Down: Made/Att	47/117	57/125
3rd Down Pct.	40.2%	45.6%
4th Down: Made/Att	5/15	15/17
4th Down Pct.	33.3%	88.2%
Possession Avg.	**29:52**	**30:09**
Total Net Yards	**3454**	**3529**
Avg. Per Game	345.4	352.9
Total Plays	612	664
Avg. Per Play	5.6	5.3
Net Yards Rushing	**1568**	**1050**
Avg. Per Game	156.8	105.0
Total Rushes	319	262
Net Yards Passing	1886	2479
Avg. Per Game	188.6	247.9
Sacked/Yards Lost	15/84	27/189
Gross Yards	1970	2668
Attempts/Completions	278/169	375/248
Completion Pct.	60.8%	66.1%
Had Intercepted	7	9
Punts/Average	**33/44.6**	**28/45.2**
Net Punting Avg.	**38.4**	**40.1**
Penalties/Yards	**57/526**	**55/447**
Fumbles/Ball Lost	**10/4**	**16/8**
Touchdowns	**28**	**31**
Rushing	10	9
Passing	16	20
Returns	2	2

Score By Periods	**Q1**	**Q2**	**Q3**	**Q4**	**OT**	**Pts**
Team	29	96	39	74	0	238
Opponents	58	57	50	96	0	261

Scoring	**TD**	**Ru**	**Pa**	**Rt**	**PAT**	**FG**	**2Pt**	**Pts**
C.Parkey	0	0	0	0	25/26	13/15	0	64
K.Hunt	8	4	4	0	0/0	0/0	0	48
N.Chubb	5	5	0	0	0/0	0/0	0	30
O.Beckham	4	1	3	0	0/0	0/0	0	24
H.Bryant	3	0	3	0	0/0	0/0	0	18
R.Higgins	2	0	2	0	0/0	0/0	0	12
D.Njoku	2	0	2	0	0/0	0/0	0	12
A.Hooper	1	0	1	0	0/0	0/0	0	6
R.Harrison	1	0	0	1	0/0	0/0	0	6
D.Peoples-Jones	1	0	1	0	0/0	0/0	0	6
S.Takitaki	1	0	0	1	0/0	0/0	0	6
O.Vernon	0	0	0	0	0/0	0/0	0	2
S.Carlson	0	0	0	0	0/0	0/0	1	2
Team	**28**	**10**	**16**	**2**	**25/27**	**13/16**	**1**	**238**
Opponents	**31**	**9**	**20**	**2**	**27/28**	**14/16**	**3**	**261**

2-Pt. Conversions: Team 1/1, Opponents: 3/3

Sacks: M.Garrett 9.5, O.Vernon 5.0, A.Clayborn 3.5, S.Richardson 3.5, L.Ogunjobi 1.0, T.Thomas 1.0, M.Stewart 1.0, R.Harrison 1.0, S.Redwine 0.5, B.Goodson 0.5, K.Johnson 0.5

Team: 27.0, Opponents: 15.0

Rushing	**No.**	**Yds**	**Avg**	**Long**	**TD**
K.Hunt	147	644	4.4	33	4
N.Chubb	96	575	6.0	59	5
D.Johnson	29	142	4.9	28	0
B.Mayfield	28	75	2.7	16	0
O.Beckham	3	72	24.0	50t	1
D.Hilliard	9	48	5.3	19	0
J.Landry	3	7	2.3	5	0
A.Janovich	2	4	2.0	2	0
J.Natson	1	3	3.0	3	0
S.Carlson	0	0	0.0	0	0
J.Gillan	1	-2	-2.0	-2	0
Team	**319**	**1568**	**4.9**	**59**	**10**
Opponents	**262**	**1050**	**4.0**	**24**	**9**

Receiving	**No.**	**Yds**	**Avg**	**Long**	**TD**
J.Landry	38	471	12.4	32	0
A.Hooper	26	249	9.6	36	1
O.Beckham	23	319	13.9	43t	3
K.Hunt	22	151	6.9	13	4
R.Higgins	18	290	16.1	43	2
H.Bryant	15	151	10.1	35	3
D.Njoku	8	102	12.8	28	2
K.Hodge	6	124	20.7	42	0
D.Peoples-Jones	5	72	14.4	24t	1
N.Chubb	3	17	5.7	9	0
A.Janovich	2	13	6.5	13	0
D.Johnson	2	9	4.5	5	0
D.Hilliard	1	2	2.0	2	0
S.Carlson	0	0	0.0	0	0
Team	**169**	**1970**	**11.7**	**43t**	**16**
Opponents	**248**	**2668**	**10.8**	**47**	**20**

Interceptions	**No.**	**Yds**	**Avg**	**Long**	**TD**
B.Goodson	2	7	3.5	7	0
D.Ward	2	0	0.0	0	0
S.Takitaki	1	50	50.0	50t	1
K.Joseph	1	49	49.0	49	0
R.Harrison	1	47	47.0	47t	1
S.Redwine	1	8	8.0	8	0
M.Smith	1	2	2.0	2	0
Team	**9**	**163**	**18.1**	**50t**	**2**
Opponents	**7**	**110**	**15.7**	**33t**	**1**

Punting	**No**	**Yds**	**Avg**	**Net**	**TB**	**In**	**Lg**	**B**
J.Gillan	33	1473	44.6	38.4	1	10	59	0
Team	**33**	**1473**	**44.6**	**38.4**	**1**	**10**	**59**	**0**
Opponents	**28**	**1265**	**45.2**	**40.1**	**3**	**10**	**64**	**0**

Punt Returns	**Ret**	**FC**	**Yds**	**Avg**	**Long**	**TD**
D.Peoples-Jones	10	3	57	5.7	13	0
J.Natson	3	0	25	8.3	13	0
D.Johnson	1	0	0	0.0	0	0
Team	**14**	**3**	**82**	**5.9**	**13**	**0**
Opponents	**19**	**8**	**187**	**9.8**	**27**	**0**

Kickoff Returns	**No.**	**Yds**	**Avg**	**Long**	**TD**
D.Peoples-Jones	17	368	21.6	33	0
D.Johnson	2	40	20.0	27	0
D.Hilliard	2	21	10.5	13	0
J.Natson	1	31	31.0	31	0
Team	**22**	**460**	**20.9**	**33**	**0**
Opponents	**23**	**650**	**28.3**	**101t**	**1**

Field Goals	**1-19**	**20-29**	**30-39**	**40-49**	**50+**
C.Parkey	0/ 0	2/ 2	4/ 5	7/ 8	0/ 0
A.Seibert	0/ 0	0/ 0	0/ 0	0/ 1	0/ 0
Team	**0/ 0**	**2/ 2**	**4/ 5**	**7/ 9**	**0/ 0**
Opponents	**0/ 0**	**5/ 5**	**6/ 6**	**3/ 5**	**0/ 0**

Fumbles Lost: N.Chubb 1, B.Mayfield 1, J.Gillan 1, H.Bryant 1
Total: 4

Opponent Fumble Recoveries: M.Garrett 2, R.Harrison Jr. 1, J.Jackson 1, O.Vernon 1, K.Joseph 1, B.Goodson 1, V.Taylor 1
Total: 8

Passing	**Att**	**Cmp**	**Yds**	**Cmp%**	**Yds/Att**	**TD**	**TD%**	**Int**	**Int%**	**Long**	**Sack**	**Lost**	**Rating**
B.Mayfield	265	161	1850	60.8%	7.0	15	5.7%	7	2.6%	43t	15/	84	89.7
J.Landry	2	2	56	100.0%	28.0	1	50.0%	0	0.0%	37t	0/	0	158.3
C.Keenum	10	5	46	50.0%	4.6	0	0.0%	0	0.0%	24	0/	0	62.9
O.Beckham	1	1	18	100.0%	18.0	0	0.0%	0	0.0%	18	0/	0	118.8
Team	**278**	**169**	**1970**	**60.8%**	**7.1**	**16**	**5.8%**	**7**	**2.5%**	**43t**	**15/**	**84**	**91.0**
Opponents	**375**	**248**	**2668**	**66.1%**	**7.1**	**20**	**5.3%**	**9**	**2.4%**	**47**	**27/**	**189**	**94.6**

ALPHABETICAL

NO	NAME	POS	HT	WT	DOB	AGE	EXP	COLLEGE	HOMETOWN	HOW ACQ.
53	Allen, Dakota	LB	6-1	232	11/2/95	25	2	Texas Tech	Humble, Texas	PS (LAR)-'19
36	Barcoo, Luq	CB	6-1	175	7/27/98	22	R	San Diego State	San Diego, Calif.	FA-'20
78	Bartch, Ben	OL	6-6	309	7/22/98	22	R	St. John's (Minn.)	Dayton, Ore.	D4-'20
90	Bryan, Taven	DL	6-5	291	3/11/96	24	3	Florida	Casper, Wyo.	D1-'18
60	Cann, A.J.	OL	6-3	315	10/3/91	29	6	South Carolina	Bamberg, S.C.	D3-'15
45	Chaisson, K'Lavon	DE/LB	6-3	254	7/25/99	21	R	LSU	Houston, Texas	D1b-'20
17	Chark Jr., DJ	WR	6-4	198	9/23/96	24	3	LSU	Alexandria, La.	D2-'18
27	Claybrooks, Chris	CB/RS	5-9	179	7/17/97	23	R	Memphis	Nashville, Tenn.	D7-'20
84	Cole Sr., Keelan	WR	6-1	194	4/20/93	27	4	Kentucky Wesleyan	Louisville, Ky.	FA-'17
18	Conley, Chris	WR	6-3	205	10/25/92	28	6	Georgia	Dallas, Ga.	UFA (K.C.)-'19
9	Cooke, Logan	P	6-5	230	7/28/95	25	3	Mississippi State	Darbun, Miss.	D7b-'18
55	Correa, Kamalei	LB	6-3	241	4/27/94	26	5	Boise State	Honolulu, Hawaii	T (TEN)-'20
58	Costin, Doug	DT	6-2	295	10/5/97	23	R	Miami (Ohio)	West Chester, Pa.	FA-'20
31	Cottrell, Nathan	RB	5-11	193	8/2/96	24	R	Georgia Tech	Knoxville, Tenn.	FA-'20
87	Davis, Tyler	TE	6-4	252	4/2/97	23	R	Georgia Tech	North Bellmore, N.Y.	D6b-'20
88	Eifert, Tyler	TE	6-6	255	9/8/90	30	8	Notre Dame	Fort Wayne, Ind.	FA-'20
99	Ekuale, Daniel	DT	6-3	276	1/3/94	26	2	Washington State	Pago Pago, American Samoa	PS (JAX)-'20
86	Ellefson, Ben	TE	6-3	250	9/1/96	24	R	North Dakota State	Hawley, Minn.	FA-'20
43	Giles-Harris, Joe	LB	6-2	234	4/1/97	23	2	Duke	Nyack, N.Y.	PS-'19
2	Glennon, Mike	QB	6-7	225	12/12/89	30	8	North Carolina State	Fairfax County, Va.	FA-'20
96	Gotsis, Adam	DE	6-4	287	9/23/92	28	5	Georgia Tech	Melbourne, Australia	FA-'20
52	Hamilton, DaVon	DT	6-4	320	2/1/97	23	R	Ohio State	Pickerington, Ohio	D3-'20
37	Herndon, Tre	CB	5-11	185	3/5/96	24	3	Vanderbilt	Chattanooga, Tenn	FA-'18
44	Jack, Myles	LB	6-1	244	9/3/95	25	5	UCLA	Scottsdale, Ariz.	D2-'16
19	Johnson, Collin	WR	6-6	222	9/23/97	23	R	Texas	San Jose, Calif.	D5b-'20
35	Jones IV, Sidney	CB	6-0	181	5/21/96	24	4	Washington	West Covina, Calif.	PS-'20
65	Linder, Brandon	OL	6-6	315	1/25/92	28	7	Miami (Fla.)	Southwest Ranches, Fla.	D3-'14
6	Luton, Jake	QB	6-6	224	4/11/96	24	R	Oregon State	Marysville, Wash.	D6a-'20
59	Lynch, Aaron	DE/LB	6-6	270	3/8/93	27	7	South Florida	Cape Coral, Fla.	FA-'20
46	Matiscik, Ross	LS	6-0	235	9/13/96	24	R	Baylor	McKinney, Texas	FA-'20
62	McDermott, KC	OL	6-5	311	4/18/96	24	2	Miami (Fla.)	Wellington, Fla.	FA-'18
3	McLaughlin, Chase	K	6-1	195	4/9/96	24	2	Illinois	Cypress, Texas	PS (MIN)-'20
15	Minshew II, Gardner	QB	6-1	225	5/16/96	24	2	Washington State	Brandon, Miss.	D6-'19
68	Norwell, Andrew	OL	6-6	325	10/25/91	29	7	Ohio State	Cincinnati, Ohio	UFA (Car.)-'18
33	Ogunbowale, Dare	RB	5-10	205	5/4/94	26	3	Wisconsin	Milwaukee, Wisc.	FA-'20
80	O'Shaughnessy, James	TE	6-4	245	1/14/92	28	6	Illinois State	Naperville, Ill.	W (N.E.)-'17
22	Ozigbo, Devine	RB	6-2	225	10/2/96	24	2	Nebraska	Sachse, Texas	W (N.O.)-'19
76	Richardson Jr., Will	OL	6-6	306	1/4/96	24	3	North Carolina State	Burlington, N.C.	D4-'18
74	Robinson, Cam	OL	6-6	320	10/9/95	25	4	Alabama	West Monroe, La.	D2-'17
30	Robinson, James	RB	5-9	219	8/9/98	22	R	Illinois State	Rockford, Ill.	FA-'20
40	Rusnak, Brandon	S	5-11	198	7/11/95	25	2	Michigan	Wilmington, Del.	PS (JAX)-'19
85	Saubert, Eric	TE	6-5	253	5/9/94	26	3	Drake	Chicago, Ill.	PS-'20
47	Schobert, Joe	LB	6-1	245	11/6/93	27	5	Wisconsin	Waukesha, Wis.	UFA (CLE)-'20
24	Scott, Josiah	CB	5-9	185	4/5/99	21	R	Michigan State	Hamilton, Ohio	D4a-'20
69	Shatley, Tyler	OL	6-3	310	5/5/91	29	6	Clemson	Icard, N.C.	FA-'14
10	Shenault Jr., Laviska	WR	6-1	227	10/5/98	22	R	Colorado	Desoto, Texas	D2-'20
94	Smoot, Dawuane	DL	6-3	264	3/2/95	25	4	Illinois	Groveport, Ohio	D3-'17
75	Taylor, Jawaan	OL	6-5	312	11/25/97	22	2	Florida	Cocoa, Fla.	D2-'19
56	Williams, Quincy	LB	5-11	225	8/28/96	24	2	Murray State	Birmingham, Ala.	D3b-'19
26	Wilson, Jarrod	S	6-2	210	2/9/94	26	5	Michigan	Akron, Ohio	FA-'16
42	Wingard, Andrew	S	6-0	209	12/5/96	23	2	Wyoming	Arvada, Colo.	FA-'19

NUMERICAL

NO	NAME	POS	HT	WT	DOB	AGE	EXP	COLLEGE	HOMETOWN	HOW ACQ.
2	Mike Glennon	QB	6-7	225	12/12/89	30	8	North Carolina State	Fairfax County, Va.	FA-'20
3	Chase McLaughlin	K	6-1	195	4/9/96	24	2	Illinois	Cypress, Texas	PS (MIN)-'20
6	Jake Luton	QB	6-6	224	4/11/96	24	R	Oregon State	Marysville, Wash.	D6a-'20
9	Logan Cooke	P	6-5	230	7/28/95	25	3	Mississippi State	Darbun, Miss.	D7b-'18
10	Laviska Shenault Jr.	WR	6-1	227	10/5/98	22	R	Colorado	Desoto, Texas	D2-'20
15	Gardner Minshew II	QB	6-1	225	5/16/96	24	2	Washington State	Brandon, Miss.	D6-'19
17	DJ Chark Jr.	WR	6-4	198	9/23/96	24	3	Louisiana State	Alexandria, La.	D2-'18
18	Chris Conley	WR	6-3	205	10/25/92	28	6	Georgia	Dallas, Ga.	UFA (K.C.)-'19
19	Collin Johnson	WR	6-6	222	9/23/97	23	R	Texas	Los Angeles, Calif.	D5b-'20
22	Devine Ozigbo	RB	6-2	225	10/2/96	24	2	Nebraska	Sachse, Texas	W (N.O.)-'19
24	Josiah Scott	CB	5-9	185	4/5/99	21	R	Michigan State	Hamilton, Ohio	D4a-'20
26	Jarrod Wilson	S	6-2	210	1/23/94	26	5	Michigan	Akron, Ohio	FA-'16
27	Chris Claybrooks	CB/RS	5-9	179	7/17/97	23	R	Memphis	Nashville, Tenn.	D7-'20
30	James Robinson	RB	5-9	219	8/9/98	22	R	Illinois State	Rockford, Ill.	FA-'20
31	Nathan Cottrell	RB	5-11	193	8/2/96	24	R	Georgia Tech	Knoxville, Tenn.	FA-'20
33	Dare Ogunbowale	RB	5-10	205	5/4/94	26	3	Wisconsin	Milwaukee, Wisc.	FA-'20
35	Sidney Jones IV	CB	6-0	181	5/21/96	24	4	Washington	West Covina, Calif.	PS-'20
36	Luq Barcoo	CB	6-1	175	7/27/98	22	R	San Diego State	San Diego, Calif.	FA-'20
37	Tre Herndon	CB	5-11	185	3/5/96	24	3	Vanderbilt	Chattanooga, Tenn.	FA-'18
40	Brandon Rusnak	S	5-11	198	7/11/95	25	2	Michigan	Wilmington, Del.	PS (JAX)-'19
42	Andrew Wingard	S	6-0	209	12/5/96	23	2	Wyoming	Arvada, Colo.	FA-'19
43	Joe Giles-Harris	LB	6-2	234	4/1/97	23	2	Duke	Nyack, N.Y.	PS-'19
44	Myles Jack	LB	6-1	244	9/3/95	25	5	UCLA	Scottsdale, Ariz.	D2-'16
45	K'Lavon Chaisson	DE/LB	6-3	254	7/25/99	21	R	LSU	Houston, Texas	D1b-'20
46	Ross Matiscik	LS	6-0	235	9/13/96	24	R	Baylor	McKinney, Texas	FA-'20
47	Joe Schobert	LB	6-1	245	11/6/93	27	5	Wisconsin	Waukesha, Wis.	FA-'20
52	DaVon Hamilton	DT	6-4	320	2/1/97	23	R	Ohio State	Pickerington, Ohio	D3-'20
53	Dakota Allen	LB	6-1	232	11/2/95	25	2	Texas Tech	Humble, Texas	PS (LAR)-'19
55	Kamalei Correa	LB	6-4	254	4/27/94	26	5	Boise State	Honolulu, Hawaii	T (TEN)-'20
56	Quincy Williams	LB	5-11	225	8/28/96	24	2	Murray State	Birmingham, Ala.	D3b-'19
58	Doug Costin	DT	6-2	295	10/5/97	23	R	Miami (Ohio)	West Chester, Pa.	FA-'20
59	Aaron Lynch	DE/LB	6-6	270	3/8/93	27	7	South Florida	Cape Coral, Fla.	FA-'20
60	A.J. Cann	OL	6-3	315	10/3/91	29	6	South Carolina	Bamberg, S.C.	D3-'15
62	KC McDermott	OL	6-5	311	4/18/96	24	2	Miami (Fla.)	Wellington, Fla.	FA-'18
65	Brandon Linder	OL	6-6	315	1/25/92	28	7	Miami (Fla.)	Southwest Ranches, Fla.	D3-'14
68	Andrew Norwell	OL	6-6	325	10/25/91	29	7	Ohio State	Cincinnati, Ohio	UFA (Car.)-'18
69	Tyler Shatley	OL	6-3	310	5/5/91	29	6	Clemson	Icard, N.C.	FA-'14
74	Cam Robinson	OL	6-6	320	10/9/95	25	4	Alabama	West Monroe, La.	D2-'17
75	Jawaan Taylor	OL	6-5	312	11/25/97	22	2	Florida	Cocoa, Fla.	D2-'19
76	Will Richardson Jr.	OL	6-6	306	1/4/96	24	3	North Carolina State	Burlington, N.C.	D4-'18
78	Ben Bartch	OL	6-6	309	7/22/98	22	R	St. John's (Minn.)	Dayton, Ore.	D4a-'20
80	James O'Shaughnessy	TE	6-4	245	1/14/92	28	6	Illinois State	Naperville, Ill.	W (N.E.)-'17
84	Keelan Cole Sr.	WR	6-1	194	4/20/93	27	4	Kentucky Wesleyan	Louisville, Ky.	FA-'17
85	Eric Saubert	TE	6-5	253	5/9/94	26	3	Drake	Chicago, Ill.	PS-'20
86	Ben Ellefson	TE	6-3	250	9/1/96	24	R	North Dakota State	Hawley, Minn.	FA-'20
87	Tyler Davis	TE	6-4	252	4/2/97	23	R	Georgia Tech	North Bellmore, N.Y.	D6b-'20
88	Tyler Eifert	TE	6-6	255	9/8/90	30	8	Notre Dame	Fort Wayne, Ind.	FA-'20
90	Taven Bryan	DL	6-5	291	3/11/96	24	3	Florida	Casper, Wyo.	D1-'18
94	Dawuane Smoot	DL	6-3	264	3/2/95	25	4	Illinois	Groveport, Ohio	D3-'17
96	Adam Gotsis	DE	6-4	287	9/23/92	28	5	Georgia Tech	Melbourne, Australia	FA-'20
99	Daniel Ekuale	DT	6-3	276	1/3/94	26	2	Washington State	Pago Pago, American Samoa	PS (JAX)-'20
					PRACTICE SQUAD					
7	**Aldrick Rosas**	**K**	**6-3**	**221**	**12/30/94**	**25**	**4**	**Southern Oregon**	**Orland, Calif.**	**FA-'20**
14	Terry Godwin	WR	5-11	185	10/23/96	24	1	Georgia	Hogansville, Ga.	FA-'19
16	Trey Quinn	WR	6-0	200	12/7/95	24	3	SMU	Baton Rouge, La.	FA-'20
32	Nate Meadors	CB	5-11	194	2/13/97	23	1	UCLA	San Bernardino, Calif.	FA-'20
38	Josh Nurse	CB	6-3	200	7/17/96	24	R	Utah	Fayetteville, Ga.	FA-'20
39	Doug Middleton	S	6-0	210	9/25/93	27	4	Appalachian State	Winston-Salem, N.C.	FA-'20
480	Craig Reynolds	RB	5-11	225	6/15/96	24	2	Kuztown	Willow Grove, Pa.	FA-'20
57	Nate Evans	LB	6-1	241	2/27/98	22	R	Central Florida	Waggaman, La.	FA-'20
64	Austen Pleasants	OL	6-7	328	8/22/97	23	R	Ohio	Ironton, Ohio	FA-'20
66	Garrett McGhin	OL	6-6	300	10/13/95	25	2	East Carolina	Tallahassee, Fla.	W (BUF)-'20
67	**Evan Boehm**	**OL**	**6-3**	**321**	**8/19/93**	**27**	**5**	**Missouri**	**Lee's Summit, Mo.**	**FA-'20**
77	Tre'Vour Wallace-Simms	OL	6-5	330	9/25/97	23	R	Missouri	St. Louis, Ill.	FA-'20
81	Josh Hammond	WR	6-0	194	7/24/98	22	R	Florida	Hallandale, Fla.	FA-'20
92	**Caraun Reid**	**DL**	**6-2**	**292**	**11/23/91**	**29**	**5**	**Princeton**	**Bronx, N..Y.**	**PS (JAX)-'20**

BOLD= Practice Squad Veteran Spot

DEPTH CHART

Offense

WR:	**17 DJ Chark Jr.**	19 Collin Johnson		
LT:	**74 Cam Robinson**	76 Will Richardson Jr.		
LG:	**68 Andrew Norwell**	78 Ben Bartch		
C:	**65 Brandon Linder**	69 Tyler Shatley	62 KC McDermott	
RG:	**60 A.J. Cann**	78 Ben Bartch		
RT:	**75 Jawaan Taylor**	76 Will Richardson Jr.		
TE:	**80 James O'Shaughnessy**	88 Tyler Eifert	86 Ben Ellefson	85 Eric Saubert
				87 Tyler Davis
QB:	**15 Gardner Minshew II**	6 Jake Luton	2 Mike Glennon	
RB:	**30 James Robinson**	33 Dare Ogunbowale	22 Devine Ozigbo	31 Nathan Cottrell
WR:	**84 Keelan Cole Sr.**			
WR:	**10 Laviska Shenault Jr.**	18 Chris Conley		

Defense

DE	**45 K'Lavon Chaisson**	59 Aaron Lynch		
NT	**52 DaVon Hamilton**	58 Doug Costin		
DT	**90 Taven Bryan**	99 Daniel Ekuale		
DE	**96 Adam Gotsis**	94 Dawuane Smoot		
WLB	**44 Myles Jack**	53 Dakota Allen	56 Quincy Williams	
MLB	**47 Joe Schobert**	43 Joe Giles-Harris		
SLB	**55 Kamalei Correa**	59 Aaron Lynch		
RCB	**35 Sidney Jones IV**	27 Chris Claybrooks	24 Josiah Scott	
FS	**26 Jarrod Wilson**	40 Brandon Rusnak		
SS	**42 Andrew Wingard**			
LCB	**37 Tre Herndon**	36 Luq Barcoo		

Special Teams

PK	**3 Chase McLaughlin**	
P	**9 Logan Cooke**	
H	**9 Logan Cooke**	
LS	**49 Ross Matiscik**	
PR	**84 Keelan Cole Sr.**	27 Chris Claybrooks
KR	**27 Chris Claybrooks**	84 Keelan Cole Sr.

_____ = Rookie

PRONUNCIATION GUIDE

Luq Barcoo	Luke BAR-koo
Taven Bryan	TAY-ven
K'Lavon Chaisson	KAY-luh-vahn CHASE-on
A.J. **Cann**	CAN
Kamalei Correa	KAH-muh-lay core-AY-uh
Tyler **Eifert**	EYE-fert
Daniel **Ekuale**	Eee-qwall-lay
Adam **Gotsis**	GOT-sis
Tre Herndon	Tray
Jake **Luton**	LOOT-in
Ross **Matiscik**	MATTA-sick
James **O'Shaughnessy**	oh-SEAN-uh-see
Dare Ogunbowale	DAR-ay OH-gun-buh-WALL-ay
Devine **Ozigbo**	oh-ZIG-bo
Brandon **Rusnak**	russ-NAK
Eric **Saubert**	SAW-bert
Joe **Schobert**	SHOW-bert
Laviska Shenault Jr.	luh-VISK-uh shuh-nault
Dawuane Smoot	duh-WAHN
Jarrod Wilson	Jared
Andrew **Wingard**	WING-urd

EXPERIENCE

NO	NAME	POS	HT	WT	DOB	AGE	EXP	COLLEGE	HOMETOWN
8th Year (2)									
2	Glennon, Mike	QB	6-7	225	12/12/89	30	8	North Carolina State	Fairfax County, Va.
88	Eifert, Tyler	TE	6-6	255	9/8/90	30	8	Notre Dame	Fort Wayne, Ind.
7th Year (3)									
65	Linder, Brandon	OL	6-6	315	1/25/92	28	7	Miami (Fla.)	Southwest Ranches, Fla.
59	Lynch, Aaron	DE/LB	6-6	270	3/8/93	27	7	South Florida	Cape Coral, Fla.
68	Norwell, Andrew	OL	6-6	325	10/25/91	29	7	Ohio State	Cincinnati, Ohio
6th Year (4)									
60	Cann, A.J.	OL	6-3	315	10/3/91	29	6	South Carolina	Bamberg, S.C.
18	Conley, Chris	WR	6-3	205	10/25/92	28	6	Georgia	Dallas, Ga.
80	O'Shaughnessy, James	TE	6-4	245	1/14/92	28	6	Illinois State	Naperville, Ill.
69	Shatley, Tyler	OL	6-3	310	5/5/91	29	6	Clemson	Icard, N.C.
5th Year (5)									
55	Correa, Kamalei	LB	6-3	241	4/27/94	26	5	Boise State	Honolulu, Hawaii
96	Gotsis, Adam	DE	6-4	287	9/23/92	26	5	Georgia Tech	Melbourne, Austalia
44	Jack, Myles	LB	6-1	244	9/3/95	25	5	UCLA	Scottsdale, Ariz.
47	Schobert, Joe	LB	6-1	245	11/6/93	26	5	Wisconsin	Wakesha, Wis.
26	Wilson, Jarrod	S	6-2	210	2/9/94	26	5	Michigan	Akron, Ohio
4th Year (4)									
84	Cole Sr., Keelan	WR	6-1	194	4/20/93	27	4	Kentucky Wesleyan	Louisville, Ky.
35	Jones IV, Sidney	CB	6-0	181	5/21/96	24	4	Washington	West Covina, Calif.
74	Robinson, Cam	OL	6-6	320	10/9/95	25	4	Alabama	West Monroe, La.
94	Smoot, Dawuane	DL	6-3	264	3/21/95	25	4	Illinois	Groveport, Ohio
3rd Year (6)									
90	Bryan, Taven	DL	6-5	291	3/11/96	24	3	Florida	Casper, Wyo.
17	Chark Jr., DJ	WR	6-4	198	9/23/96	24	3	Louisiana State	Alexandria, La.
9	Cooke, Logan	P	6-5	230	7/28/95	25	3	Mississippi State	Darbun, Miss.
41	Herndon, Tre	CB	5-11	185	3/5/96	24	3	Vanderbilt	Chattanooga, Tenn
33	Ogunbowale, Dare	RB	5-10	205	5/4/94	26	3	Wisconsin	Milwaukee, Wisc.
85	Saubert, Eric	TE	6-5	253	5/4/94	26	3	Drake	Chicago, Ill.
2nd Year (12)									
53	Allen, Dakota	LB	6-1	232	11/2/95	25	2	Texas Tech	Humble, Texas
99	Ekuale, Daniel	DT	6-3	276	1/3/94	26	2	Washington State	Pago Pago, American Somoa
43	Giles-Harris, Joe	LB	6-2	234	4/1/97	23	2	Duke	Nyack, N.Y.
62	McDermott, KC	OL	6-5	311	4/18/96	24	2	Miami (Fla.)	Wellington, Fla.
3	McLaughlin, Chase	K	6-1	195	4/9/96	24	2	Illinois	Cypress, Texas
15	Minshew II, Gardner	QB	6-1	225	5/16/96	24	2	Washington State	Flowood, Miss.
22	Ozigbo, Devine	RB	6-2	225	10/2/96	24	2	Nebraska	Sachse, Texas
76	Richardson Jr., Will	OL	6-6	306	1/3/92	28	2	North Carolina State	Burlington, N.C.
40	Rusnak, Brandon	S	5-11	198	7/11/95	25	2	Michigan	Wilmington, Del.
75	Taylor, Jawaan	OL	6-5	312	11/25/97	22	2	Florida	Cocoa, Fla.
56	Williams, Quincy	LB	5-11	225	8/28/96	24	2	Murray State	Birmingham, Ala.
42	Wingard, Andrew	S	6-0	209	12/5/96	23	2	Wyoming	Arvada, Colo.
Rookies (15)									
36	Barcoo, Luq	CB	6-1	175	7/27/98	22	R	San Diego State	San Diego, Calif.
78	Bartch, Ben	OL	6-6	309	7/22/98	22	R	St. John's (Minn.)	Dayton, Ore.
45	Chaisson, K'Lavon	DE	6-3	254	7/25/99	21	R	LSU	Houston, Texas
7	Claybrooks, Chris	CB/RS	5-9	179	7/17/97	23	R	Memphis	Nashville, Tenn.
58	Costin, Doug	DT	6-2	295	10/5/97	23	R	Miami (Ohio)	West Chester, Pa.
31	Cottrell, Nathan	RB	5-11	195	8/2/96	24	R	Georgia Tech	Knoxville, Tenn.
87	Davis, Tyler	TE	6-4	252	4/2/97	23	R	Georgia Tech	North Bellmore, N.Y.
86	Ellefson, Ben	TE	6-3	250	9/1/96	24	R	North Dakota State	Hawley, Minn.
52	Hamilton, DaVon	DT	6-4	320	2/1/97	23	R	Ohio State	Pickerington, Ohio
19	Johnson, Collin	WR	6-6	222	9/23/97	23	R	Texas	Los Angeles, Calif.
6	Luton, Jake	QB	6-6	224	4/11/96	24	R	Oregon State	Maryville, Wash.
46	Matiscik, Ross	LS	6-0	235	9/13/96	24	R	Baylor	McKinney, Texas
30	Robinson, James	RB	5-9	219	8/9/98	22	R	Illinois State	Rockford, Ill.
10	Shenault Jr., Laviska	WR	6-1	227	10/5/98	22	R	Colorado	Desoto, Texas
24	Scott, Josiah	CB	5-9	185	4/5/99	21	R	Michigan State	Hamilton, Ohio

JAGUARS BY POSITION

OFFENSE (26)

	NO	NAME	POS	HT	WT	EXP	COLLEGE
3 QUARTERBACKS							
	2	Glennon, Mike	QB	6-7	225	7	North Carolina State
	6	Luton, Jake	QB	6-6	224	R	Oregon State
	15	Minshew II, Gardner	QB	6-1	225	2	Washington State
4 RUNNING BACKS/FULLBACKS							
	22	Ozigbo, Devine	RB	6-2	225	2	Nebraska
	30	Robinson, James	RB	5-9	219	R	Illinois State
	31	Cottrell, Nathan	RB	5-11	193	R	Georgia Tech
	33	Ogunbowale, Dare	RB	5-10	205	3	Wisconsin
5 WIDE RECEIVERS							
	10	Shenault Jr., Laviska	WR	6-1	227	R	Colorado
	17	Chark Jr., DJ	WR	6-4	198	3	Louisiana State
	18	Conley, Chris	WR	6-3	205	6	Georgia
	19	Johnson, Collin	WR	6-6	222	R	Texas
	84	Cole Sr., Keelan	WR	6-1	194	4	Kentucky Wesleyan
5 TIGHT ENDS							
	80	O'Shaughnessy, James	TE	6-4	245	6	Illinois State
	85	Saubert, Eric	TE	6-5	253	3	Drake
	86	Ellefson, Ben	TE	6-3	250	R	North Dakota State
	87	Davis, Tyler	TE	6-4	252	R	Georgia Tech
	88	Eifert, Tyler	TE	6-6	255	8	Notre Dame
9 OFFENSIVE LINEMEN							
	60	Cann, A.J.	OL	6-3	315	6	South Carolina
	62	McDermott, KC	OL	6-5	311	2	Miami (Fla.)
	65	Linder, Brandon	OL	6-6	315	7	Miami (Fla.)
	68	Norwell, Andrew	OL	6-6	325	7	Ohio State
	69	Shatley, Tyler	OL	6-3	310	6	Clemson
	74	Robinson, Cam	OL	6-6	320	4	Alabama
	75	Taylor, Jawaan	OL	6-5	312	2	Florida
	76	Richardson Jr, Will	OL	6-6	306	3	North Carolina State
	78	Bartch, Ben	OL	6-6	309	R	St. John's (Minn.)

SPECIAL TEAMS (3)

3 KICKERS/SPECIALISTS							
	3	McLaughlin, Chase	K	6-1	195	2	Illinois
	9	Cooke, Logan	P	6-5	230	3	Mississippi State
	46	Matiscik, Ross	LS	6-0	235	R	Baylor

DEFENSE (22)

8 DEFENSIVE LINEMEN							
	45	Chaisson, K'Lavon	DE/LB	6-3	254	R	LSU
	52	Hamilton, DaVon	DT	6-4	320	R	Ohio State
	58	Costin, Doug	DT	6-2	295	R	Miami (Ohio)
	90	Bryan, Taven	DL	6-5	291	3	Florida
	94	Smoot, Dawuane	DL	6-3	264	4	Illinois
	96	Gotsis, Adam	DE	6-4	287	5	Georgia Tech
	99	Ekuale, Daniel	DT	6-3	276	2	Washington State
7 LINEBACKERS							
	43	Giles-Harris, Joe	LB	6-2	234	2	Duke
	44	Jack, Myles	LB	6-1	244	5	UCLA
	47	Schobert, Joe	LB	6-1	245	5	Wisconsin
	53	Allen, Dakota	LB	6-1	232	2	Texas Tech
	55	Correa, Kamalei	LB	6-3	241	5	Boise State
	56	Williams, Quincy	LB	5-11	225	2	Murray State
	59	Lynch, Aaron	LB	6-6	270	7	South Florida
8 DEFENSIVE BACKS							
	24	Scott, Josiah	CB	5-9	185	R	Michigan State
	26	Wilson, Jarrod	S	6-2	210	5	Michigan
	27	Claybrooks, Chris	CB/RS	5-9	179	R	Memphis
	35	Jones IV, Sidney	CB	6-0	181	4	Washington
	36	Barcoo, Luq	CB	6-1	175	R	San Diego State
	37	Herndon, Tre	CB	5-11	185	3	Vanderbilt
	40	Rusnak, Brandon	S	5-11	198	2	Michigan
	42	Wingard, Andrew	S	6-0	209	2	Wyoming

HOW BUILT

Year	Rookie, Veteran And First-Year Free Agents (11)	Unrestricted Free Agents (5)	Trades (1)	Practice Squad (9)	Waivers (2)	College Draft (23)
2014	OL Tyler Shatley					OL Brandon Linder
2015						OL A.J. Cann
2016	S Jarrod Wilson					LB Myles Jack
2017	WR Keelan Cole Sr.				TE James O'Shaughnessy (N.E.)	OL Cam Robinson DL Dawuane Smoot
2018	CB Tre Herndon	OL Andrew Norwell		S Brandon Rusnak LB Dakota Allen		DL Taven Bryan WR DJ Chark Jr. OL Will Richardson Jr. P Logan Cooke
2019	S Andrew Wingard	WR Chris Conley			RB Devine Ozigbo (N.O.)	OL Jawaan Taylor LB Quincy Williams QB Gardner Minshew II
2020	CB Luq Barcoo DT Doug Costin LS Ross Matiscik RB James Robinson DE Adam Gotsis RB Dare Ogunbowale	LB Joe Schobert TE Tyler Eifert DE/LB Aaron Lynch	LB Kamalei Correa (TEN)	QB Mike Glennon CB Sidney Jones IV DT Daniel Ekuale TE Ben Ellefson K Chase McLaughlin (MIN) OL KC McDermott LB Joe Giles-Harris TE Eric Saubert RB Nathan Cottrell		LB/DE K'Lavon Chaisson WR Laviska Shenault Jr. DT DaVon Hamilton OL Ben Bartch CB Josiah Scott WR Collin Johnson QB Jake Luton TE Tyler Davis CB/RS Chris Claybrooks

2020 COACHING STAFF

Head Coach - Doug Marrone

Offensive Staff

Offensive Coordinator - **Jay Gruden**
Offensive Assistant - **Chris O'Hara**
Wide Receivers Coach - **Keenan McCardell**
Tight Ends Coach - **Ron Middleton**
Quarterbacks Coach - **Ben McAdoo**
Offense - Research - **Eric Price**
Offensive Quality Control - **Denard Robinson**
Running Backs Coach - **Terry Robiskie**
Assistant Offensive Line Coach - **Tony Sparano Jr.**
Offensive Line Coach - **George Warhop**

Defensive Staff

Defensive Coordinator - **Todd Wash**
Linebackers Coach - **Mark Collins**
Secondary Coach - Safeties - **Joe Danna**
Assistant Linebackers Coach - **Tony Gilbert**
Defensive Line Coach - **Jason Rebrovich**
Defensive Assistant - **Dwayne Stukes**
Secondary Coach - Cornerbacks - **Tim Walton**

Special Teams Staff

Special Teams Coordinator - **Joe DeCamillis**
Assistant Special Teams Coordinator - **Mike Mallory**

Coaching Support Staff

Director of Team Administration - **Tyler Wolf**
Assistant to the Head Coach and Administrator of Coaching Operations - **ElizaBeth Mayers**

2020 GAME-BY-GAME PARTICIPATION

	vs. IND	at TEN	vs. MIA	at CIN	at HOU	vs. DET	at LAC	vs. HOU	at GB	vs. PIT	vs. CLE	at MIN	vs. TEN	at BAL	vs. CHI	at IND	GAMES/ STARTED
Allen, D.	P	P	P	P	WLB	P	WLB	INA	INA	P							8/2
Allen, J.	DE	DE	DE	DE	INA	INA	P	DE	DE	DE							8/7
Barcoo	INA	INA	INA	INA	DNP	INA	INA	INA	INA	P							1/0
Bartch	P	P	P	P	P	P	P	P	P	P							10/0
Brown	--	--	--	--	ps	P	--	--	ps	ps							1/0
Bryan	DT	DT	DT	DT	DT	DT	DT	P	DT	P							10/8
Cann	RG	RG	RG	RG	RG	RG	INA	RG	RG	RG							9/9
Chaisson	P	P	P	P	DE	DE	P	P	P	P							10/2
Chark Jr.	WR	WR	INA	WR	WR	WR	WR	WR	WR	WR							9/9
Claybrooks	P	P	P	P	LCB	P	P	P	P	LCB							10/2
Cole Sr.	P	P	WR	P	P	P	P	P	WR	WR							10/3
Conley	P	P	WR	P	P	P	P	P	WR	P							10/2
Cooke	P	P	P	P	P	P	P	P	P	P							10/0
Correa	--	--	--	--	--	SLB	SLB	SLB	SLB	SLB							5/5
Costin	INA	INA	INA	P	P	P	DT	DT	INA	DT							6/3
Cottrell	P	ps	ps	ps	ps	ps	ps	ps	ps	P							2/0
Davis	INA	INA	P	P	P	P	INA	P	P	INA							6/0
Eifert	P	TE	P	TE	P	P	INA	P	P	P							9/2
Ekuale	ps	ps	ps	INA	INA	INA	INA	P	P	P							3/0
Ellefson	P	TE	ps	ps	ps	ps	P	TE	P	TE							6/3
Giles-Harris	ps	ps	ps	ps	ps	ps	ps	P	P	P							3/0
Glennon	DNP	DNP	DNP	DNP	DNP	DNP	DNP	DNP	DNP	DNP							0/0
Godwin	ps	ps	ps	ps	ps	ps	ps	ps	P	P							2/0
Gotsis	DE	DE	DE	DE	P	DE	DE	DE	DE	DE							10/9
Hamilton	P	P	P	P	P	NT	DE	NT	NT	NT							10/5
Hauschka	--	--	--	INA	P	--	--	--	--	--							1/0
Hayden	CB	P	P	P	IR	IR	IR	IR	IR	P							5/1
Henderson	LCB	LCB	LCB	LCB	INA	LCB	LCB	LCB	LCB	IR							8/8
Herndon	RCB	RCB	RCB	RCB	RCB	P	P	P	P	RCB							10/6
Jack	WLB	WLB	WLB	WLB	INA	WLB	INA	WLB	WLB	WLB							8/8
Jacobs	P	SLB	SLB	IR	IR	IR	IR	IR	IR	IR							3/2
Jernigan	P	P	P	--	--	--	--	--	--	--							3/0
Johnson	P	P	P	P	P	P	P	P	P	P							10/0
Jones, A.	NT	NT	NT	NT	NT	INA	IR	IR	IR	IR							5/5
Jones, J.	SS	SS	SS	SS	SS	SS	SS	SS	IR	IR							8/8
Jones IV, S.	ps	P	P	P	SLB	RCB	RCB	RCB	RCB	INA							8/5
Lambo	P	P	IR	IR	IR	IR	P	P	IR	IR							4/0
Linder	C	C	INA	INA	C	C	C	C	INA	C							7/7
Luton	INA	INA	INA	INA	INA	INA	INA	QB	QB	QB							3/3
Lynch	--	--	--	--	--	--	--	INA	P	P							2/0
Marsh Sr.	INA	P	P	SLB	P	--	--	--	--	--							4/1

POS=Started; P=Played; DNP=Did not play; INA= Inactive; ps=Practice squad; ---=Not on roster;
NFI= Reserve/non-football injury; PUP=Reserve/physically unable to perform; IR=Injured reserve; Sus=Suspended

2020 GAME-BY-GAME PARTICIPATION

	vs. IND	at TEN	vs. MIA	at CIN	at HOU	vs. DET	at LAC	vs. HOU	at GB	vs. PIT	vs. CLE	at MIN	vs. TEN	at BAL	vs. CHI	at IND	GAMES/ STARTED
Matiscik	P	P	P	P	P	P	P	P	P	P							10/0
McDermott	ps	ps	P	P	ps	ps	ps	ps	DNP	INA							2/0
McLaughlin	--	--	--	--	--	--	--	--	P	P							2/0
Middleton	--	ps	ps	P	ps	ps	P	P	P	DNP							4/0
Miller	FB	P	P	P	FB	FB	FB	--	--	--							7/4
Minshew II	QB	QB	QB	QB	QB	QB	QB	INA	INA	INA							7/7
Norwell	LG	LG	LG	LG	LG	LG	LG	LG	LG	LG							10/10
Nurse	--	ps	ps	ps	ps	ps	ps	P	ps	ps							1/0
O'Shaughnessy	TE	TE	TE	TE	TE	TE	TE	TE	TE	INA							9/9
Ogunbowale	INA	P	P	P	P	P	P	P	P	P							9/0
Ozigbo	IR	IR	IR	IR	IR	IR	P	INA	INA	P							2/0
Quarterman	P	P	P	P	P	P	P	IR	IR	IR							7/0
Reid	ps	ps	ps	ps	P	P	P	INA	--	--							3/0
Richardson Jr.	P	P	P	P	P	P	P	P	P	P							10/0
Robinson, C.	LT	LT	LT	LT	LT	LT	LT	LT	LT	LT							10/10
Robinson, J.	RB	RB	RB	RB	RB	RB	RB	RB	RB	RB							10/10
Rosas	--	--	--	P	ps-IR	ps-IR	ps-IR	--	--	--							1/0
Saubert	ps	ps	ps	ps	ps	ps	P	ps	ps	TE							2/1
Schobert	MLB	MLB	MLB	MLB	MLB	MLB	MLB	MLB	MLB	MLB							10/10
Scott	DNP	INA	INA	INA	DNP	DNP	P	INA	DNP	P							2/0
Shatley	P	P	C	C	P	P	RG	P	C	P							10/4
Sheard	--	--	--	--	--	P	--	--	--	--							1/0
Shenault Jr.	WR	P	WR	WR	WR	WR	WR	WR	INA	INA							8/7
Smoot	P	P	P	P	DE	P	P	P	P	P							10/1
Taylor	RT	RT	RT	RT	RT	RT	RT	RT	RT	RT							10/10
Thomas	P	P	P	P	P	P	P	P	SS	SS							10/2
Thompson	P	P	P	P	P	P	IR	P	P	IR							8/0
Watson	P	P	P	P	P	P	FS	P	P	P							10/1
Westbrook	INA	INA	P	INA	INA	INA	P	IR	IR	IR							2/0
Williams	IR	IR	IR	IR	P	P	P	P	P	INA							5/0
Wilson	FS	IR	IR	IR	FS	FS	INA	FS	FS	FS							6/6
Wingard	P	FS	FS	FS	P	IR	IR	IR	P	P							6/4
Wright	ps	ps	P	--	--	--	--	--	--	--							1/0

POS=Started; P=Played; DNP=Did not play; INA= Inactive; ps=Practice squad; --=Not on roster; Ret=Reserve/Retired list
NFI= Reserve/non-football injury; PUP=Reserve/physically unable to perform;
IR=Injured reserve; ps-IR=Practice squad injured reserve; Sus=Suspended

2020 DEFENSIVE STATS

POS.	NAME	TOTAL TKLS	SOLO TKLS	ASST. TKLS	SACKS	SACK YDS	TFLs	QB HITS	INTs	PDs	FF	FR
LB	Joe Schobert	85	50	35	0.5	3.0	3	2	1	1	0	0
LB	Myles Jack	65	38	27	1.0	6.0	4	2	1	3	1	1
S	Josh Jones	61	42	19	0.0	0.0	0	0	0	0	0	0
CB	Tre Herndon	41	37	4	1.0	8.0	3	1	0	3	0	0
CB	C.J. Henderson	36	27	9	0.0	0.0	0	0	1	6	1	0
S	Jarrod Wilson	30	20	10	0.0	0.0	1	0	1	2	0	0
DT	Davon Hamilton	29	13	16	1.0	10.0	2	5	0	1	0	1
DB	Chris Claybrooks	27	23	4	0.0	0.0	1	0	0	3	0	0
S	Andrew Wingard	24	17	7	0.0	0.0	0	0	1	3	0	0
CB	Sidney Jones IV	22	18	4	0.0	0.0	0	0	2	9	1	0
DE	Adam Gotsis	21	9	12	0.0	0.0	4	1	0	1	0	0
CB	D.J. Hayden	18	15	3	0	0	1	1	0	1	0	0
S	Brandon Rusnak	15	9	6	0.0	0.0	0	0	0	0	0	0
S	Daniel Thomas	15	13	2	0.0	0.0	0	0	1	2	0	0
LB	Dakota Allen	14	9	5	0.0	0.0	3	1	0	0	0	0
DT	Doug Costin	14	4	10	0	0	1	0	0	1	0	0
DE	Josh Allen	13	7	6	2.5	7.0	2	11	0	1	0	0
DL	Taven Bryan	13	8	5	0.5	1.0	3	4	0	0	0	0
DL	Dawuane Smoot	12	9	3	1.5	3.0	2	10	0	0	0	0
DL	K'Lavon Chaisson	11	7	4	1	8	2	2	0	1	0	0
LB	Quincy Williams	9	5	4	0.0	0.0	1	0	0	1	0	0
DL	Cassius Marsh	9	7	2	0	0	0	1	0	0	0	0
DT	Abry Jones	8	4	4	0	0	0	0	0	0	0	0
LB	Kamalei Correa	6	4	2	0.0	0.0	0	0	0	1	0	0
LB	Leon Jacobs	3	3	0	0	0	1	0	0	0	0	0
CB	Josiah Scott	2	2	0	0	0	0	0	0	0	0	0
DT	Daniel Ekuale	2	0	2	0	0	0	0	0	1	0	0
CB	Luq Barcoo	1	0	1	0	0	0	0	0	0	0	0
DT	Timmy Jernigan	1	0	1	0	0	0	1	0	0	0	0
DT	Caraun Reid	1	0	1	0	0	0	0	0	0	0	0
TE	Tyler Eifert	0	0	0	0	0	0	0	0	0	1	0
DE	Jabaal Sheard	0	0	0	0	0	0	2	0	1	0	0
DL	Aaron Lynch	0	0	0	0	0	0	1	0	0	0	0
2020 TEAM TOTALS:		**608**	**400**	**208**	**9.0**	**46.0**	**34**	**45**	**8**	**41**	**4**	**2**

JAGUARS SPECIAL TEAMS STATISTICS

POS.	NAME	ST TACKLES	ST SOLO	ST ASST.	FF	OPP. FR	OWN FR	BLOCKED KICKS
RB	Dare Ogunbowale	6	5	1	0	0	0	0
S	Andrew Wingard	3	1	2	0	0	0	0
LB	Dakota Allen	2	1	1	0	0	0	0
S	Doug Middleton	2	0	2	0	0	0	0
DB	Daniel Thomas	2	2	0	0	0	0	1
LB	Shaquille Quarterman	2	2	0	0	0	0	0
DB	Brandon Rusnak	1	0	1	0	0	0	0
RB	Nathan Cottrell	1	1	0	0	0	0	0
C	Ross Matiscik	1	1	0	0	0	0	0
RB	Devine Ozigbo	1	0	1	0	0	0	0
RB	Bruce Miller	1	1	0	0	0	0	0
DB	Chris Claybrooks	1	1	0	0	0	0	0
LB	Joe Giles-Harris	1	1	0	0	0	0	0
DB	Sidney Jones	1	1	0	0	0	0	0
P	Logan Cooke	1	1	0	0	0	0	0
2020 TEAM TOALS:		**26**	**18**	**8**	**0**	**0**	**0**	**1**

2020 STARTERS

OFFENSIVE STARTERS

Date	WR	FB/TE/WR	LT	LG	C	RG	RT	TE	WR	QB	RB
9/13 vs. IND	Shenault Jr.	Miller (FB)	C. Robinson	Norwell	Linder	Cann	Taylor	O'Shaughnessy	Chark Jr.	Minshew II	J. Robinson
9/20 at TEN	Ellefson (TE)	Eifert (TE)	C. Robinson	Norwell	Linder	Cann	Taylor	O'Shaughnessy	Chark Jr.	Minshew II	J. Robinson
9/24 at MIA	Conley	Shenault Jr. (WR)	C. Robinson	Norwell	Shatley	Cann	Taylor	O'Shaughnessy	Cole Sr.	Minshew II	J. Robinson
10/04 at CIN	Shenault Jr.	Eifert (TE)	C. Robinson	Norwell	Shatley	Cann	Taylor	O'Shaughnessy	Chark Jr.	Minshew II	J. Robinson
10/11 at HOU	Shenault Jr.	Miller (FB)	C. Robinson	Norwell	Linder	Cann	Taylor	O'Shaughnessy	Chark Jr.	Minshew II	J. Robinson
10/18 vs. DET	Shenault Jr.	Miller (FB)	C. Robinson	Norwell	Linder	Cann	Taylor	O'Shaughnessy	Chark Jr.	Minshew II	J. Robinson
10/25 at LAC	Shenault Jr.	Miller (FB)	C. Robinson	Norwell	Linder	Shatley	Taylor	O'Shaughnessy	Chark Jr.	Minshew II	J. Robinson
11/8 vs. HOU	Shenault Jr.	Ellefson (TE)	C. Robinson	Norwell	Linder	Cann	Taylor	O'Shaughnessy	Chark Jr.	Luton	J. Robinson
11/15 at GB	Conley	Cole	C. Robinson	Norwell	Shatley	Cann	Taylor	O'Shaughnessy	Chark Jr.	Luton	J. Robinson
11/22 vs. PIT	Cole	Ellefson (TE)	C. Robinson	Norwell	Linder	Cann	Taylor	Saubert	Chark Jr.	Luton	J. Robinson
11/29 vs. CLE											
12/6 at MIN											
12/13 vs. TEN											
12/20 at BAL											
12/27 vs. CHI											
1/03 at IND											

DEFENSIVE STARTERS

Date	DE	NT	DT	DE	WLB	MLB	SLB	LCB	FS	SS	RCB
9/13 vs. IND	J. Allen	A. Jones	Bryan	Gotsis	Jack	Schobert	Hayden (CB)	Henderson	Wilson	J. Jones	Herndon
9/20 at TEN	J. Allen	A. Jones	Bryan	Gotsis	Jack	Schobert	Jacobs	Henderson	Wingard	J. Jones	Herndon
9/24 at MIA	J. Allen	A. Jones	Bryan	Gotsis	Jack	Schobert	Jacobs	Henderson	Wingard	J. Jones	Herndon
10/04 at CIN	J. Allen	A. Jones	Bryan	Gotsis	Jack	Schobert	Marsh Sr.	Henderson	Wingard	J. Jones	Herndon
10/11 at HOU	Chaisson	A. Jones	Bryan	Smoot	D. Allen	Schobert	Herndon (CB)	C. Claybrooks	Wilson	J. Jones	S. Jones IV
10/18 vs. DET	Chaisson	Hamilton	Bryan	Gotsis	Jack	Schobert	Correa	Henderson	Wilson	J. Jones	S. Jones IV
10/25 at LAC	Hamilton	Costin (DT)	Bryan	Gotsis	D. Allen	Schobert	Correa	Henderson	Watson	J. Jones	S. Jones IV
11/8 vs. HOU	J. Allen	Hamilton	Costin	Gotsis	Jack	Schobert	Correa	Henderson	Wilson	J. Jones	S. Jones IV
11/15 at GB	J. Allen	Hamilton	Bryan	Gotsis	Jack	Schobert	Correa	Henderson	Wilson	Thomas	S. Jones IV
11/22 vs. PIT	J. Allen	Hamilton	Costin	Gotsis	Jack	Schobert	Correa	Claybrooks	Wilson	Thomas	Herndon
11/29 vs. CLE											
12/6 at MIN											
12/13 vs. TEN											
12/20 at BAL											
12/27 vs. CHI											
1/03 at IND											

2020 GAME-BY-GAME LEADERS

JAGUARS INDIVIDUAL LEADERS

Date	Pass Yds.	Rushing Yds.	Receptions	Receiving Yds.	Touchdowns	Sacks	Total Tackles
9/13 vs. IND	G. Minshew II - 173	J. Robinson - 62	K. Cole - 5	K. Cole - 47	3 tied - 1	M. Jack - 1.0	J. Jones - 12
9/20 at TEN	G. Minshew II - 339	J. Robinson - 102	K. Cole - 6	D. Chark Jr. - 84	4 tied - 1	K. Chaisson - 1.0	M. Jack - 11
9/24 vs. MIA	G. Minshew II - 275	J. Robinson - 46	J. Robinson - 6	J. Robinson - 83	J. Robinson - 2	J. Allen - 1.0	M. Jack - 11
10/04 at CIN	G. Minshew II - 351	J. Robinson - 75	D. Chark Jr. - 8	D. Chark Jr. - 95	Chark Jr. - 2	J. Allen - 1.0	J. Jones - 11
10/11 at HOU	G. Minshew II - 301	J. Robinson - 48	L. Shenault Jr. - 7	L. Shenault Jr. - 79	2 tied - 1	D. Smoot - 1.0	2 tied - 7
10/18 vs. DET	G. Minshew II - 243	J. Robinson - 29	D. Chark Jr. - 7	K. Cole - 143	2 tied - 1	n/a	J. Schobert - 10
10/25 at LAC	G. Minshew II - 173	J. Robinson - 119	J. Robinson - 4	L. Shenault Jr. - 44	J. Robinson - 2	2 tied - 0.5	J. Schobert - 9
11/8 vs. HOU	J. Luton - 304	J. Robinson - 99	2 tied - 7	D. Chark Jr. - 146	3 tied - 1	T. Herndon - 1.0	M. Jack - 11
11/15 at GB	J. Luton - 109	J. Robinson - 109	K. Cole - 5	D. Chark Jr. - 56	K. Cole - 2	D. Hamilton - 1.0	2 tied - 9
11/22 vs. PIT	J. Luton - 151	J. Robinson - 73	D. Chark Jr. - 4	D. Chark Jr. - 41	n/a	n/a	J. Schobert - 13
11/29 vs. CLE							
12/6 at MIN							
12/13 vs. TEN							
12/20 at BAL							
12/27 vs. CHI							
1/03 at IND							

OPPONENT INDIVIDUAL LEADERS

Date	Pass Yds.	Rushing Yds.	Receptions	Receiving Yds.	Touchdowns	Sacks	Total Tackles
9/13 vs. IND	P. Rivers - 363	N. Hines - 28	2 tied - 6	P. Campbell - 71	2 tied - 1	D. Autry - 2.0	D. Leonard - 9
9/20 at TEN	R. Tannehill - 239	D. Henry - 84	A. Humphries - 5	J. Smith - 84	J. Smith - 2	2 tied - 1.0	2 tied - 11
9/24 vs. MIA	R. Fitzpatrick - 160	M. Gaskin - 66	2 tied - 5	D. Parker - 69	4 tied - 1	3 tied - 1.0	J. Baker - 8
10/04 at CIN	J. Burrow - 300	J. Mixon - 151	T. Boyd - 7	T. Boyd - 90	J. Mixon - 3	2 tied - 1.0	J. Bates III - 10
10/11 at HOU	D. Watson - 359	Da. Johnson - 96	B. Cooks - 8	B. Cooks - 161	3 tied - 1	3 tied - 1.0	T. Adams - 13
10/18 vs. DET	M. Stafford - 223	D. Swift - 116	K. Golladay - 4	K. Golladay - 105	D. Swift - 2	T. Flowers - 1.0	J. Okudah - 8
10/25 at LAC	J. Herbert - 347	J. Herbert - 66	K. Allen - 10	K. Allen - 125	3 tied - 1	U. Nwosu - 1.5	R. Jenkins - 8
11/8 vs. HOU	D. Watson - 281	D. Watson - 50	W. Fuller - 5	W. Fuller - 100	3 tied - 1	2 tied - 1.0	T. Adams - 12
11/15 at GB	A. Rodgers - 325	A. Jones - 46	D. Adams - 8	M. Valdes-Scantling - 149	3 tied - 1	3 tied - 1.0	C. Kirksey - 7
11/22 vs. PIT	B. Roethlisberger - 267	J. Conner - 89	D. Johnson - 12	D. Johnson - 111	3 tied - 1	2 tied - 1.0	3 tied - 5
11/29 vs. CLE							
12/6 at MIN							
12/13 vs. TEN							
12/20 at BAL							
12/27 vs. CHI							
1/03 at IND							

TAKEAWAYS AND TURNOVERS

			TAKEAWAYS				GIVEAWAYS		
Date	**Result**	**Net Differential**	**Total Takeaways**	**INTs**	**Fumbles Recovered**	**Points Off Turnovers**	**Total Giveaways**	**INTs**	**Fumbles Lost**
9/13 vs. IND	W	2	2	2	0	10	0	0	0
9/20 at TEN	L	-2	0	0	0	0	2	2	0
9/24 at MIA	L	-2	0	0	0	0	2	1	1
10/04 at CIN	L	0	1	1	0	3	1	1	0
10/11 at HOU	L	0	2	2	0	0	2	0	2
10/18 vs. DET	L	-1	1	1	0	0	2	1	1
10/25 at LAC	L	-1	0	0	0	0	1	0	1
11/8 vs. HOU	L	0	1	0	1	0	1	1	0
11/15 at GB	L	1	2	1	1	10	1	1	0
11/22 vs. PIT	L	-3	1	1	0	0	4	4	0
11/29 vs. CLE									
12/6 at MIN									
12/13 vs. TEN									
12/20 at BAL									
12/27 vs. CHI									
1/03 at IND									
Totals	**1-9**	-6	10	8	2	23	16	11	5

RED ZONE STATS

JAGUARS 2020 RED ZONE EFFICIENCY												
										GOAL TO GO		
Date	Opponent	Drives	RZ Drives	RZ TDS	RZ TD%	RZ FGM	RZ FGA	RZ Score %	RZ Giveaways	Drives	Off TD	TD %
9/13	vs. IND	10	2	2	100%	0	0	100%	0	1	1	100%
9/20	at TEN	9	5	4	80%	1	1	100%	0	1	1	100%
9/24	vs. MIA	10	2	2	100%	0	0	100%	0	1	1	100%
10/4	at CIN	10	5	2	40%	3	3	100%	0	1	1	100%
10/11	at HOU	10	4	2	50%	0	1	50%	1	2	1	50%
10/18	vs. DET	11	5	2	40%	1	2	60%	0	0	0	0%
10/25	at LAC	12	2	2	100%	0	0	100%	0	1	1	100%
11/8	vs. HOU	12	3	2	66.7%	1	1	100%	0	1	1	100%
11/15	at G.B.	12	2	1	50.0%	1	1	100.0%	0	0	0	0.0%
11/22	vs. PIT	12	1	0	0%	0	0	0%	1	0	0	0.0%
11/29	vs. CLE											
12/6	at MIN											
12/13	vs. TEN											
12/20	at BAL											
12/27	vs. CHI											
1/3	at IND											
TOTALS		108	31	19	61.3%	7	9	83.9%	2	8	7	87.5%

OPPONENT 2020 RED ZONE EFFICIENCY												
										GOAL TO GO		
Date	Opponent	Drives	RZ Drives	RZ TDS	RZ TD%	RZ FGM	RZ FGA	RZ Score %	RZ Giveaways	Drives	Off TD	TD %
9/13	vs. IND	9	5	2	40%	1	2	60%	0	1	1	100%
9/20	at TEN	10	4	4	100%	0	0	100%	0	1	1	100%
9/24	vs. MIA	10	5	4	80%	1	1	100%	0	3	3	100%
10/4	at CIN	11	4	1	25%	2	2	75%	1	2	1	50%
10/11	at HOU	10	3	1	33%	2	2	100%	0	0	0	0%
10/18	vs. DET	11	5	4	80%	1	1	100%	0	3	3	100%
10/25	at LAC	14	5	2	40%	2	2	80%	0	2	2	100%
11/8	vs. HOU	12	2	1	50%	1	1	100%	0	1	1	100%
11/15	at G.B.	13	3	2	66.7%	1	1	100.0%	0	2	2	100%
11/22	vs. PIT	13	1	1	100%	0	0	100%	0	1	1	100%
11/29	vs. CLE											
12/6	at MIN											
12/13	vs. TEN											
12/20	at BAL											
12/27	vs. CHI											
1/3	at IND											
TOTALS		113	37	22	59.5%	11	12	89.2%	1	16	15	93.8%

DRIVE CHART

WEEK 1 VS. INDIANAPOLIS

JAX Start	Plays	Yards	End	Deep	Result
1. J13	8	23	J36	J41	Punt
2. J3	7	30	J33	J33	Punt
3. J27	**4**	**27**	**EZ**	**6*#**	**Touchdown**
4. J25	**9**	**75**	**EZ**	**I15***	**Touchdown**
5. J25	3	-7	J18	J26	Punt
6. J20	**7**	**48**	**I32**	**I26**	**Field Goal**
7. J25	**6**	**75**	**EZ**	**I22**	**Touchdown**
8. J31	**4**	**3**	**I28**	**I27**	**Field Goal**
9. J26	1	-3	J26	J26	End of game

IND Start	Plays	Yards	End	Deep	Result
1. I37	**7**	**63**	**EZ**	**J12***	**Touchdown**
2. I33	7	64	J3	J3*#	Turnover on Downs
3. I15	4	20	I35	I35	Interception
4. I25	**11**	**75**	**EZ**	**J8*#**	**Touchdown**
5. I33	**10**	**47**	**J20**	**J20**	**Field Goal**
6. I29	11	59	J12	J12*	Missed Field Goal
7. I21	**14**	**72**	**J7**	**J7***	**Field Goal**
8. I25	3	7	I32	I32	Interception
9. I25	8	49	J26	J26	Failed 4th Down

WEEK 2 AT TENNESSEE

JAX Start	Plays	Yards	End	Deep	Result
1. J25	12	38	T37	T36	Interception
2. J25	**6**	**75**	**EZ**	**T19***	**Touchdown**
3. J 6	9	34	J40	T49	Punt
4. J25	**10**	**58**	**T17**	**T17***	**Field goal**
5. J11	**14**	**89**	**EZ**	**T17***	**Touchdown**
6. J25	**7**	**75**	**EZ**	**T2*#**	**Touchdown**
7. J14	**9**	**86**	**EZ**	**T14***	**Touchdown**
8. J11	5	14	J25	J25	Punt
9. J25	3	20	J45	J45	Interception

TEN Start	Plays	Yards	End	Deep	Result
1. T23	**3**	**77**	**EZ**	**J13***	**Touchdown**
2. J30	**5**	**30**	**EZ**	**J9***	**Touchdown**
3. T25	10	35	J40	J32	Punt
4. T15	**13**	**85**	**EZ**	**J4*#**	**Touchdown**
5. J49	**2**	**16**	**J33**	**J33**	**Field Goal**
6. T25	**9**	**75**	**EZ**	**J18***	**Touchdown**
7. T22	3	7	T29	T31	Punt
8. T21	6	37	J42	J42	Punt
9. T40	8	29	J31	J31	Field Goal
10. J39	2	-2	J40	J39	End of game

Underlined = last drive of half ***=Inside the 20** **#=Goal-to-go** **@=Overtime possession**

DRIVE CHART

WEEK 3 VS. MIAMI

JAX Start	Plays	Yards	End	Deep	Result
1. J25	4	30	M45	M45	Punt
2. J25	**9**	**75**	**EZ**	**M11***	**Touchdown**
3. J25	9	29	M36	M35	Turnover on Downs
4. J12	5	17	J29	J29	Punt
5. J25	5	17	J42	J42	Punt
6. J3	5	5	J21	J22	Fumble
7. J25	7	52	M33	M28	Turnover on Downs
8. J49	**10**	**51**	**EZ**	**M1*#**	**Touchdown**
9. J21	4	5	J26	J26	Turnover on Downs
10. J25	5	49	M26	M26	Interception

MIA Start	Plays	Yards	End	Deep	Result
1. M16	**12**	**84**	**EZ**	**J3*#**	**Touchdown**
2. M20	**6**	**80**	**EZ**	**J1*#**	**Touchdown**
3. M25	**11**	**75**	**EZ**	**J15***	**Touchdown**
4. M46	3	4	50	50	Punt
5. M24	7	31	J45	J40	Punt
6. J5	**4**	**5**	**EZ**	**J1*#**	**Touchdown**
7. M23	3	-1	M22	M23	Punt
8. M26	4	6	M32	M32	Punt
9. J20	**4**	**7**	**J13**	**J13***	**Field goal**
10. M3	4	16	M20	M20	End of game

Underlined = last drive of half ***=Inside the 20** **#=Goal-to-go** **@=Overtime possession**

WEEK 4 AT CINCINNATI

JAX Start	Plays	Yards	End	Deep	Result
1. J25	5	16	J41	J41	Interception
2. J20	9	50	C30	C30	Missed FG
3. J25	**5**	**75**	**EZ**	**C11***	**Touchdown**
4. J20	**11**	**66**	**C14**	**C14***	**Field Goal**
5. J25	**8**	**73**	**C2**	**C2***	**Field Goal**
6. J25	4	-5	J20	J25	Punt
7. J25	3	7	J32	J32	Punt
8. J25	**9**	**43**	**C32**	**C25**	**Field Goal**
9. J25	**8**	**75**	**EZ**	**C2*#**	**Touchdown**
10. J25	**6**	**63**	**C12**	**C12***	**Field Goal**

CIN Start	Plays	Yards	End	Deep	Result
1. J43	3	3	J40	J40	Punt
2. C38	**9**	**45**	**J17**	**J16***	**Field Goal**
3. C11	12	88	J1	J1*#	Interception
4. C25	**9**	**75**	**EZ**	**J9*#**	**Touchdown**
5. C25	1	-1	C25	C25	End of Half
6. C25	**5**	**75**	**EZ**	**J34**	**Touchdown**
7. C39	**7**	**61**	**EZ**	**J23**	**Touchdown**
8. C41	**8**	**37**	**J22**	**J22**	**Field Goal**
9. C25	**10**	**47**	**J28**	**J28**	**Field Goal**
10. C22	**10**	**66**	**J12**	**J11***	**Field goal**
11. J45	1	-1	J45	J45	End of game

Underlined = last drive of half ***=Inside the 20** **#=Goal-to-go** **@=Overtime possession**

DRIVE CHART

WEEK 5 AT HOUSTON

JAX Start	Plays	Yards	End	Deep	Result
1. J25	4	16	J41	J42	Punt
2. J13	6	35	J48	J48	Punt
3. J25	**12**	**75**	**EZ**	**H13***	**Touchdown**
4. J20	12	69	H6	H3*#	Missed FG
5. H36	4	5	H31	H21	Missed FG
6. J40	3	6	J46	J46	Punt
7. H27	6	15	H8	H8*	Fumble
8. J25	**10**	**75**	**EZ**	**H4*#**	**Touchdown**
9. J25	6	15	J42	J47	Fumble
10. J25	12	43	H32	H32	Failed 4th down

HOU Start	Plays	Yards	End	Deep	Result
1. H16	4	38	J46	J46	Punt
2. H9	**17**	**73**	**J18**	**J18***	**Field Goal**
3. H25	**4**	**75**	**EZ**	**J44**	**Touchdown**
4. H20	1	0	H20	H20	Interception
6. H25	**9**	**60**	**J15**	**J15***	**Field Goal**
7. H6	5	32	H38	H38	Interception
8. H25	**6**	**47**	**J28**	**J28**	**Field Goal**
9. J34	**4**	**34**	**EZ**	**J28**	**Touchdown**
10. H32	3	37	J33	J28	End of game

Underlined = last drive of half ***=Inside the 20** **#=Goal-to-go** **@=Overtime possession**

WEEK 6 VS. DETROIT

JAX Start	Plays	Yards	End	Deep	Result
1. J17	3	4	J21	J21	Punt
2. J25	**11**	**62**	**D13**	**D13***	**Field Goal**
3. J25	1	0	J25	J25	Interception
4. J46	8	40	D14	D14*	Missed FG
5. J25	8	18	D45	D45	Fumble
6. J20	1	-1	J20	J20	End of half
7. D20	4	6	D14	D14*	Failed 4th down
8. J26	**8**	**74**	**EZ**	**D6***	**Touchdown**
9. J17	**3**	**0**	**J17**	**J17**	**Punt**
10. J20	9	80	EZ	D14*	Touchdown
10. J20	7	17	J37	J37	Failed 4th down

DET Start	Plays	Yards	End	Deep	Result
1. 50	**10**	**50**	**EZ**	**J1*#**	**Touchdown**
2. D25	**6**	**75**	**EZ**	**J1*#**	**Touchdown**
3. D37	6	24	J39	J39	Missed FG
4. D22	**11**	**65**	**J13**	**J13***	**Field Goal**
5. J43	3	-7	50	J40	Punt
6. D25	3	0	D25	D25	Interception
7. D14	**9**	**86**	**EZ**	**J1*#**	**Touchdown**
8. D25	**9**	**75**	**EZ**	**J6*#**	**Touchdown**
9. D36	**8**	**41**	**J23**	**J23**	**Field Goal**
10. J44	3	4	J40	J35	Punt
11. J37	5	6	J29	J26	End of game

Underlined = last drive of half ***=Inside the 20** **#=Goal-to-go** **@=Overtime possession**

DRIVE CHART

WEEK 7 AT LOS ANGELES CHARGERS

JAX Start	Plays	Yards	End	Deep	Result
1. J25	3	6	J31	J31	Punt
2. J25	3	2	J27	J31	Punt
3. J40	**3**	**-2**	**J38**	**J40**	**Punt**
4. J25	**3**	**3**	**J28**	**J33**	**Punt**
5. J22	6	78	EZ	LAC4*#	Touchdown
6. J40	5	29	LAC29	LAC29	Failed 4th down
7. J33	**11**	**67**	**EZ**	**LAC9*#**	**Touchdown**
8. J38	4	9	J46	J47	Failed 4th down
9. J26	6	74	EZ	LAC28	Touchdown
10. J18	7	29	J47	LAC44	Punt
11. J25	8	14	J39	J39	Failed 4th down

LAC Start	Plays	Yards	End	Deep	Result
1. LAC6	**9**	**77**	**J17**	**J17***	**Field goal**
2. LAC26	3	6	LAC32	LAC32	Punt
3. LAC29	**11**	**71**	**EZ**	**J7*#**	**Touchdown**
4. LAC38	**6**	**62**	**EZ**	**J22**	**Touchdown**
5. LAC13	3	4	LAC17	LAC17	Punt
6. LAC31	3	5	LAC36	LAC36	Punt
7. LAC40	2	-1	LAC40	LAC40	End of half
8. LAC25	3	9	LAC34	LAC34	Blocked Punt
9. LAC25	**8**	**45**	**J30**	**J29**	**Missed Field Goal**
10. J47	**6**	**47**	**EZ**	**J26**	**Touchdown**
11. LAC20	**2**	**80**	**EZ**	**LAC30**	**Touchdown**
12. J19	**4**	**19**	**EZ**	**J5*#**	**Touchdown**
13. LAC10	**11**	**73**	**J17**	**J17***	**Field goal**
14. J39	9	22	J17	J15*	End of game

Underlined = last drive of half ***=Inside the 20** **#=Goal-to-go** **@=Overtime possession**

WEEK 9 VS. HOUSTON

JAX Start	Plays	Yards	End	Deep	Result
1. J25	**3**	**75**	**EZ**	**J27**	**Touchdown**
2. J28	3	2	J30	J30	Punt
3. J22	7	23	J45	J45	Punt
4. J38	3	2	J40	J40	Punt
5. J25	**12**	**75**	**EZ**	**H1*#**	**Touchdown**
6. H43	3	-7	50	H43	Punt
7. J41	**3**	**18**	**H41**	**H41**	**Field Goal**
8. J9	10	51	H40	H40	Interception
9. J25	**9**	**63**	**H12**	**H11***	**Field Goal**
10. J19	6	22	J41	J41	Failed 4th down
11. J16	3	-3	J13	J22	Punt
12. J20	**7**	**80**	**EZ**	**H13***	**Touchdown**

HOU Start	Plays	Yards	End	Deep	Result
1. H25	**2**	**75**	**EZ**	**H43**	**Touchdown**
2. H19	**6**	**45**	**J36**	**J34**	**Touchdown**
3. H6	3	5	H11	H11	Punt
4. H30	**14**	**59**	**J11**	**J11***	**Field Goal**
5. H25	4	18	H43	H43	Fumble
6. H2	**6**	**98**	**EZ**	**J1*#**	**Touchdown**
7. H25	3	5	H30	H30	Punt
8. H19	**3**	**81**	**EZ**	**H23**	**Touchdown**
9. H22	9	17	H39	H44	Punt
10. J41	3	2	J39	J39	Punt
11. H31	8	26	J43	J38	Punt
12. J47	3	-3	J49	47	Punt

Underlined = last drive of half ***=Inside the 20** **#=Goal-to-go** **@=Overtime possession**

DRIVE CHART

WEEK 10 AT GREEN BAY

JAX Start	Plays	Yards	End	Deep	Result
1. J38	**7**	**29**	**GB33**	**GB33**	**Field Goal**
2. J28	3	2	J30	J30	Punt
3. J22	7	23	J45	J45	Punt
4. J38	3	2	J40	J40	Punt
5. J25	3	12	J37	J37	Interception
6. J25	5	14	J39	J41	Punt
7. GB16	**3**	**16**	**EZ**	**GB12***	**Touchdown**
8. J33	8	29	GB38	GB38	Punt
9. J44	**7**	**43**	**GB13**	**GB13***	**Field Goal**
10. J7	10	43	50	50	Punt
11. J47	7	1	J48	GB36	Failed 4th down

G.B. Start	Plays	Yards	End	Deep	Result
1. GB25	**3**	**7**	**GB32**	**GB32**	**Punt**
2. GB25	**4**	**33**	**J42**	**J37**	**Punt**
3. GB4	3	7	GB11	GB11	Punt
4. GB9	**4**	**91**	**EZ**	**GB22**	**Touchdown**
5. GB27	3	5	GB32	GB35	Punt (ret. TD)
6. GB19	**13**	**81**	**EZ**	**J5*#**	**Touchdown**
7. J26	**6**	**5**	**J21**	**J15***	**Field Goal**
8. GB2	1	22	GB2	GB2	Fumble
9. GB25	**8**	**42**	**J33**	**J33**	**Failed 4th down**
10. GB20	4	33	J47	J47	Interception
11. GB25	**7**	**75**	**EZ**	**J6*#**	**Touchdown**
12. GB14	3	9	GB23	GB23	Punt
13. J48	2	-1	J48	J48	End of game

WEEK 11 VS. PITTSBURGH

JAX Start	Plays	Yards	End	Deep	Result
1. J25	**9**	**52**	**P23**	**P23**	**Field Goal**
2. J36	6	11	J47	J47	Punt
3. J9	3	5	J14	J14	Punt
4. J25	3	1	J26	J26	Punt
5. J25	7	64	P11	P11	Interception
6. J25	2	19	J44	J44	Interception
7. J31	7	14	J45	P36	Punt
8. J20	3	4	J24	J29	Punt
9. J20	4	6	J26	J35	Punt
10. J25	5	14	J39	J49	Interception
11. J25	4	10	J35	J35	Interception
12. J15	4	8	J20	J20	Failed 4th down

PIT Start	Plays	Yards	End	Deep	Result
1. J46	6	19	J27	J27	Missed FG
2. P5	9	53	J42	J42	Punt
3. P24	**9**	**50**	J26	J26	**Field Goal**
4. P29	**6**	**71**	**EZ**	**J31**	**Touchdown**
5. P39	**7**	**61**	**EZ**	**J1*#**	**Touchdown**
6. P29	4	47	J24	J24	Interception
7. P25	3	-1	P24	P25	Punt
8. P20	6	20	P40	P40	Punt
9. P29	7	23	J48	J45	Punt
10. P26	**9**	**45**	**J29**	**J27**	**Field Goal**
11. 50	**4**	**50**	**EZ**	**J20**	**Touchdown**
12. P42	3	4	P45	50	Punt
13. J23	3	-4	J26	J23	End of game

Underlined = last drive of half ***=Inside the 20** **#=Goal-to-go** **@=Overtime possession**

2020 GAME SUMMARIES

WEEK 1 VS. INDIANAPOLIS

Sept. 13, 2020 at TIAA Bank Field

	1	2	3	4	OT	Final
INDIANAPOLIS COLTS (0-1)	7	10	0	3	-	20
JACKSONVILLE JAGUARS (1-0)	0	14	3	10	-	27

The Jaguars began the season with a big opening-day win over the division-rival Indianapolis Colts, coming from behind with two scores in the final 6 minutes to claim a 27-20 victory at TIAA Bank Field. QB **Gardner Minshew II** completed 19 of his 20 passes on the day for 173 yards, with scoring throws to WRs **DJ Chark Jr.**, **Laviska Shenault Jr.** and **Keelan Cole**, while undrafted rookie RB **James Robinson** ran for 62 yards in his NFL debut. Indianapolis started fast with a seven-play, 63-yard drive resulting in a 7-0 lead on RB **Nyheim Hines**' 12-yard scoring run. The Jacksonville offense started slowly with punts on its first two possessions, while the defense rose up with a fourth-down stop at the Jacksonville 3-yard line on the Colts' second drive. The defense then changed the momentum on the next series when rookie CB **CJ Henderson** picked off QB **Philip Rivers** and returned it 22 yards to the Colts 27. That set up Minshew's 6-yard TD pass to Chark to tie the score at 7-7. Indianapolis responded with an 11-play, 75-yard drive capped by Rivers' 8-yards touchdown pass to Hines, but the Jaguars answered with a 75-yard drive of their own to tie the game at 14-14 on Shenault's 15-yard scoring catch with 1:38 remaining in the first half. The Colts regained a 17-14 lead on the final play of the half: a 38-yard field goal by rookie K **Rodrigo Blankenship**. In the third quarter Blankenship hit the left upright with a 30-yard attempt, and Jacksonville capitalized with K **Josh Lambo** nailing a 50-yard field goal for a 17-17 tie with 3:30 left in the quarter. Blankenship bounced back to make a 25-yard field goal on the ensuing possession to regain the lead at 20-17, but the Jaguars were not done. Their 75-yard march included three runs and three passes as well as a 15-yard horse collar penalty to get to the Indy 22, from where Minshew hit Cole for a 22-yard TD to give the Jaguars their first lead of the day at 24-20 with 5:56 remaining. Rivers then threw his second INT of the day, this time to S **Andrew Wingard**, to set up Lambo's second field goal of the day from 46 yards for a 27-20 lead with 2:50 left. The Jacksonville defense stopped the Colts eight plays later on 4th-and-5 from the Jacksonville 26 to seal the win.

Team	Q	Time	Scoring Play	Drive Info
IND	1	11:42	Hines 12 yd. run (Blankenship kick)	7-63, 3:18
JAX	2	10:42	Chark 6 yd. pass from Minshew (Lambo kick)	4-27, 2:08
IND	2	4:45	Hines 8 yd. pass from Rivers (Blankenship kick)	11-75, 5:57
JAX	2	1:38	Shenault 15 yd. pass from Minshew (Lambo kick)	9-75, 3:07
IND	2	0:05	Blankenship 38 yd. field goal	7-47, 1:33
JAX	3	3:30	Lambo 50 yd. field goal	7-48, 4:12
IND	4	9:39	Blankenship 25 yd. field goal	14-72, 8:51
JAX	4	5:56	Cole 22 yd. pass from Minshew (Lambo kick)	6-75, 3:43
JAX	4	2:50	Lambo 46 yd. field goal	4-3, 1:34

Team Statistics

	Colts	Jaguars
First Downs (Run-Pass-Pen)	27 (5-17-5)	17 (4-11-2)
Total Yards-Plays-Avg.	445-69-6.4	241-47-5.1
Rushing Yards-Attempts-Avg.	88-22-4.0	91-23-4.0
Net Yards Passing (Sacked-Yds)	357 (1-6)	150 (4-23)
Att-Comp-Int	46-36-2	20-19-0
Third Down Conversions (%)	4-12 (33%)	5-10 (50%)
Fourth Down Conversions (%)	1-3 (33%)	0-0 (0%)
Punts-Avg.	0-0.0	3-45.3
Fumbles-Lost	0-0	0-0
Penalties-Yards	5-80	6-61
Time of Possession	33:23	26:37

Individual Statistics

Jaguars Rushing: Robinson 16-62, Minshew 5-19, Shenault 2-10
Colts Rushing: Hines 7-28 (TD), Mack 4-26, Taylor 9-22, Campbell (1-9), Rivers (1-3)

Jaguars Passing: Minshew 19-20-173 (3 TDs)
Colts Passing: Rivers 36-46-363 (TD, 2 INTs)

Jaguars Receiving: Cole 5-47 (TD), Shenault 3-37, Chark 3-25, Thompson 2-6, Robinson 1-28, Johnson 1-14, Eifert 1-8, Conley 1-6, Miller 1-2, O'Shaughnessy 1-0
Colts Receiving: Hines 8-45, Campbell 6-71, Taylor 6-67, Hilton 4-53, Doyle 3-49, Mack 3-30, Alie-Cox 2-20, Pascal 2-18, Pittman 2-10

Sacks: Jaguars 1.0 (Jack)
Sacks: Colts 4.0 (Autry 2.0, Houston 1.0, Willis 1.0)

Interceptions: Jaguars 2 (Henderson 1, Wingard 1)
Interceptions: Colts 0

Paid Attendance: 14,100 **Time:** 2:53 **Temperature:** 80 degrees

WEEK 2 AT TENNESSEE

Sept. 20, 2020 at Nissan Stadium

	1	2	3	4	OT	Final
JACKSONVILLE JAGUARS (1-1)	7	3	7	13	-	30
TENNESSEE TITANS (2-0)	14	10	6	3	-	33

The Jaguars trailed 14-0 early after yielding touchdowns on the Titans' first two drives, sparked by a 63-yard completion on the game's first play, but a second-half rally with three consecutive touchdown drives of their own tied the game at 30-30 with 7:25 remaining in the fourth quarter. From there the teams exchanged punts before Tennessee marched to the Jacksonville 31-yard line, where K **Stephen Gostkowski** kicked the eventual game-winning field goal from 49 yards with 1:36 left. With no timeouts remaining the Jaguars tried to rally, but on the third play of the possession QB **Gardner Minshew II's** pass was batted at the line and intercepted by LB **Harold Landry** to seal the 33-30 win. Just before halftime K **Josh Lambo** had kicked a 35-yard field goal with :12 remaining to cut the Tennessee lead to 21-10, but Gostkowski – after a short squib kick by Lambo off a Titans player – converted a 51-yard field goal on the half's final play to make it a 14-point margin at 24-10. The Jaguars had five red zone drives and scored four TDs and one field goal, while Tennessee tallied four touchdowns on its four such possessions. The Titans also had the game's only turnovers, with CB **Kristian Fulton** and Landry picking off Minshew passes. While RB **Derrick Henry** was limited to 84 rushing yards on 25 carries, Jaguars rookie RB **James Robinson** turned in his first 100-yard day with 102 yards on 16 carries, a 6.4-yard average.. Minshew completed 30 of 45 passes for 339 yards with touchdown strikes to TE **Tyler Eifert**, WR **Keelan Cole Sr.** and RB **Chris Thompson** as the Jaguars outgained Tennessee, 480 yards to 354. TE **Jonnu Smith** caught two of QB **Ryan Tannehill's** career-best four TD passes.

Team	Q	Time	Scoring Play	Drive Info
TEN	1	13:22	Smith 13 yd. pass from Tannehill (Gostkowsk kick)	3-77, 1:38
TEN	1	5:43	Davis 9 yd. pass from Tannehill (Gostkowski kick)	5-30, 1:56
JAX	1	3:43	Eifert 19 yd. pass from Minshew (Lambo kick)	6-75, 2:00
TEN	2	1:47	Smith 4 yd. pass from Tannehill (Gostkowski kick)	13-85, 5:50
JAX	2	0:12	Lambo 35 yd. field goal	10-58, 1:35
TEN	2	0:00	Gostkowski 51 yd. field goal	2-16, 0:12
JAX	3	7:04	J. Robinson 17 yd. run (Lambo kick)	14-89, 7:56
TEN	3	2:04	Humphries 18 yd. pass from Tannehill (Gostkowski kick)	9-75, 5:00
JAX	4	14:16	Cole 2 yd. pass from Minshew (Lambo kick)	7-75, 2:48
JAX	4	7:25	Thompson 14 yd. pass from Minshew (Lambo kick)	9-86, 5:02
TEN	4	1:36	Gostkowski 49 yd. field goal	8-29, 1:53

Team Statistics

	Jaguars	Titans
First Downs (Run-Pass-Pen)	30 (9-20-1)	23 (7-12-4)
Total Yards-Plays-Avg.	480-74-6.5	354-59-6.0
Rushing Yards-Attempts-Avg.	165-27-6.1	123-34-3.6
Net Yards Passing (Sacked-Yds)	315 (2-24)	231 (1-8)
Att-Comp-Int	45-30-2	24-18-0
Third Down Conversions (%)	10-14 (71%)	7-11 (64%)
Fourth Down Conversions (%)	1-1 (100%)	0-0 (0%)
Punts-Avg.	2-40.0	3-40.7
Fumbles-Lost	2-0	0-0
Penalties-Yards	8-60	4-30
Time of Possession	33:22	26:38

Individual Statistics

Jaguars Rushing: Robinson 16-102 (TD), Shenault 5-37, Minshew 4-19, Thompson 2-7
Titans Rushing: Henry 25-84, Tannehill 4-12, Batson 1-11, Perry 2-9, McNichols 2-7

Jaguars Passing: Minshew 30-45-339 (3 TDs, 2 INTs)
Titans Passing: Tannehill 18-24-239 (4 TDs)

Jaguars Receiving: Cole 6-58 (TD), Chark 4-84, Conley 4-48, O'Shaughnessy 4-40, Eifert 3-36, Shenault 3-35, Thompson 3-20, Robinson 3-18
Titans Receiving: Humphries 5-48, Smith 4-84, Firkser 4-45, Davis 3-36, Batson 2-26

Sacks: Jaguars 1.0 (Chaisson)
Sacks: Titans 2.0 (Crawford 1.0, Vaccaro 1.0)

Interceptions: Jaguars 0
Interceptions: Titans 2 (Fulton, Hooker)

Paid Attendance: 0 **Time:** 2:59 **Temperature:** 72 degrees

2020 GAME SUMMARIES

WEEK 3 VS. MIAMI

Sept. 24, 2020 at TIAA Bank Field

	1	2	3	4	OT	Final
MIAMI DOLPHINS (1-2)	14	7	7	3	-	31
JACKSONVILLE JAGUARS (1-2)	0	7	0	6	-	13

For the third week in a row the Jaguars got off to a slow start and fell behind early, this time in a 31-13 Thursday Night loss to the Miami Dolphins. Miami entered the game at 0-2, but TD drives of 84 and 80 yards on a combined 29 plays on their first three possessions gave them a 14-0 first-quarter lead which grew to 21-7 by the middle of the second period. Dolphins QB **Ryan Fitzpatrick** completed his first 12 passes, including touchdown throws to WR **Preston Williams** and TE **Mike Gesicki**. The Jaguars found the endzone on their second possession, marching 75 yards in nine plays with RB **James Robinson** scoring on an 11-yard run up the middle, which made it 14-7 early in the second quarter. The Dolphins' ensuing touchdown by Gesicki made it 21-7 before Jacksonville was stopped on its next drive when QB **Gardner Minshew II** was sacked for a 10-yard loss on 4th-and-6 at the Miami 36. It would be the first of three failed fourth-down plays for the Jaguars. In the second half Miami extended its lead to 28-7 on Fitzpatrick's 1-yard run which followed a Minshew fumble at the Jacksonville 5-yard line. The Jaguars' next drive ended in a failed 4th-and-11 at the Miami 33, but they found the endzone on their next opportunity with Robinson's second TD run from 1 yard out to get within 15 at 28-13 before newly-activated K **Brandon Wright** missed the extra point. A third fourth-down stop on Jacksonville's next possession, with a 6-yard sack on 4th-and-5 from their own 26-yard line, set up a K **Jason Sanders** 30-yard field goal for the final 31-13 margin. A Minshew interception ended the Jaguars' final drive of the night at the Miami 3. Minshew completed 30 of his 42 passes for 275 yards and was sacked four times, while Fitzpatrick finished 18 of 20 for 160 yards with two TDs.

Team	Q	Time	Scoring Play	Drive Info
MIA	1	8:09	Williams 3 yd. pass from Fitzpatrick (Sanders kick)	12-86, 6:51
MIA	1	2:37	Howard 1 yd. run (Sanders kick)	6-80, 3:17
JAX	2	3:04	J. Robinson 11 yd. run (Wright kick)	9-75, 4:33
MIA	2	5:58	Gesicki 15 yd. pass from Fitzpatrick (Sanders kick)	11-75, 7:06
MIA	3	2:01	Fitzpatrick 1 yd. run (Sanders kick)	4-5, 2:03
JAX	4	9:03	J. Robinson 1 yd. run (kick failed)	10-51, 3:11
MIA	4	3:49	Sanders 30 yd. Field Goal	4-7, 0:58

Team Statistics

	Dolphins	Jaguars
First Downs (Run-Pass-Pen)	22 (10-9-4)	22 (5-14-3)
Total Yards-Plays-Avg.	294-57-5.2	318-63-5.0
Rushing Yards-Attempts-Avg.	138-36-3.8	72-17-4.2
Net Yards Passing (Sacked-Yds)	156 (1-4)	246 (4-29)
Att-Comp-Int	20-18-0	42-30-1
Third Down Conversions (%)	7-13 (54%	3-10 (30%)
Fourth Down Conversions (%)	1-1 (100%)	0-3 (0%)
Punts-Avg.	4-41.0	3-52.3
Fumbles-Lost	0-0	1-1
Penalties-Yards	6-51	8-63
Time of Possession	34:22	25:38

Individual Statistics

Jaguars Rushing: Robinson 11-46 (2 TDs), Minshew 3-22, Thompson 2-3, Shenault 1-1
Dolphins Rushing: Gaskin 22-66, Fitzpatrick 7-38, Grant 1-29, Breida 3-4, Howard 3-1

Jaguars Passing: Minshew 20-42-275 (1 INT)
Dolphins Passing: Fitzpatrick 18-20-160 (2 TDs)

Jaguars Receiving: Robinson 6-83, Thompson 5-35, Shenault 5-33, Cole 4-43, Conley 3-34, O'Shaughnessy 3-29, Eifert 2-11, Westbrook 1-4, Johnson 1-3
Dolphins Receiving: Parker 5-69, Gaskin 5-29, Ford 2-14, Williams 2-7, Grant 1-19, Gesicki 1-15 (TD), Smythe 1-7, Fitzpatrick 1-0

Sacks: Jaguars 1.0 (Allen)
Sacks: Dolphins 4.0 (Grugier-Hill - 1.0; Van Ginkel - 1.0; Van Noy - 1.0; Ogbah - 0.5; Sieler - 0.5)

Interceptions: Jaguars 0
Interceptions: Dolphins 1 (Howard)

Paid Attendance: 16,563 **Time:** 3:01 **Temperature:** 81 degrees

WEEK 4 AT CINCINNATI

Oct. 4, 2020 at Paul Brown Stadium

	1	2	3	4	OT	Final
JACKSONVILLE JAGUARS (1-3)	7	6	0	12	-	25
CINCINNATI BENGALS (1-2-1)	3	7	17	6	-	33

The Jaguars twice had three consecutive scoring drives on the day and led 13-10 at the half before Cincinnati scored on its first five possessions of the second half to claim a 33-25 win. On the game's opening drive QB **Gardner Minshew II** was intercepted, and the Jaguars' second possession ended with a missed 48-yard field goal try by newly-signed K **Aldrick Rosas**. But the Jaguars settled down and scored on three straight possessions with an 11-yard touchdown pass from Minshew to WR **DJ Chark Jr.** at the end of the first period and Rosas field goals of 32 and 20 yards in the secon. RB **Joe Mixon** scored all three Cincinnati TDs, the first on a 9-yard pass from QB **Joe Burrow** in the second quarter to knot the score at 10-10. Mixon, who had 121 rushing yards in the second half alone and finished with 151, scored on a 34-yard run to open the second half. He followed that on the next Cincinnati drive with a 23-yard scoring run to extend the lead to 24-13. K **Randy Bullock's** 40-yard field goal, his second of four on the day, made it 27-13. The fourth quarter saw five scoring plays as Rosas kicked a 50-yard field goal, followed by Bullock's 46-yarder, and then Chark's second touchdown catch on a 2-yard pass from Minshew. The Jaguars' two-point conversion attempt failed, leaving an eight-point margin at 30-22 with 6:14 remaining. Bullock's 30-yard field goal extended it to an 11-point game before Rosas capped the Jaguars' final drive with a 30-yard field goal with just 8 seconds remaining after the Cincinnati defense held at its own 12-yard line. The ensuing Jacksonville onside kick attempt was recovered by Cincinnati. The Jaguars had five red zone drives on the afternoon and managed two TDs and three field goals. The Bengals finished with 505 total yards to the Jaguars' 429, and led in possession time 33:11 to 26:49.

Team	Q	Time	Scoring Play	Drive Info
CIN	1	2:41	Bullock 35 yd. Field Goal	9-45, 3:57
JAX	1	0:21	Chark 11 yd. pass from Minshew (Rosas kick)	5-75, 2:20
JAX	2	3:45	A. Rosas 32 yd. Field Goal	11-66, 5:36
CIN	2	0:56	Mixon 9 yd. pass from Burrow (Bullock kick)	9-75, 2:49
JAX	2	0:03	Rosas 20 yd. Field Goal	8-73, 0:53
CIN	3	12:29	Mixon 34 yd. run (Bullock kick)	5-75, 2:31
CIN	3	8:28	Mixon 23 yd. run (Bullock kick)	7-61, 3:09
CIN	3	3:29	Bullock 40 yd. Field Goal	8-37, 3:25
JAX	4	14:33	Rosas 50 yd. Fiel Goal	9-43, 3:56
CIN	4	9:20	Bullock 46 yd. Field Goal	10-47, 5:13
JAX	4	6:14	Chark 2 yd. pass from Minshew (pass failed)	8-75, 3:06
CIN	4	1:46	Bullock 30 yd. Field Goal	10-66, 4:28
JAX	4	0:08	Rosas 30 yd. Field Goal	6-63, 1:38

Team Statistics

	Jaguars	Bengals
First Downs (Run-Pass-Pen)	25 (4-16-5)	28 (12-15-1)
Total Yards-Plays-Avg.	429-63-6.8	505-71-7.1
Rushing Yards-Attempts-Avg.	89-20-4.5	205-34-6.0
Net Yards Passing (Sacked-Yds)	340 (3-11)	300 (0-1)
Att-Comp-Int	40-27-1	36-25-1
Third Down Conversions (%)	2-10 (20%)	4-11 (36%)
Fourth Down Conversions (%)	1-1 (100%)	1-1 (100%)
Punts-Avg.	2-44.0	1-40.0
Fumbles-Lost	0-0	0-0
Penalties-Yards	6-49	7-73
Time of Possession	26:49	33:11

Individual Statistics

Bengals Rushing: Mixon 25-151 (2 TDs), Bernard 2-19, Higgins 1-13, Burrow 4-11, Erickson 1-7, Boyd 1-4
Jaguars Rushing: Robinson 17-75, Minshew 2-9, Shenault 1-5

Bengals Passing: Burrow 25-36-300 (TD, INT)
Jaguars Passing: Minshew 27-40-351 (2 TDs, INT)

Bengals Receiving: Boyd 7-90, Mixon 6-30, Higgins 4-77, Sample 3-47, Carter 1-24, Tate 1-15, Erickson 1-9, Thomas 1-5, Green 1-3
Jaguars Receiving: Chark 8-95, Shenault 5-86, Cole 4-46, Robinson 4-32, Conley 3-44, Eifert 2-22, O'Shaughnessy 1-26

Sacks: Bengals 3 (Brown 1.0, Evans, 1.0, Davis-Gaither 0.5, Lawson 0.5)
Sacks: Jaguars 1 (Allen)

Interceptions: Bengals 1 (Evans)
Interceptions: Jaguars 1 (Jack)

Paid Attendance: 6,243 **Time:** 3:10 **Temperature:** 64 degree

2020 GAME SUMMARIES

WEEK 5 AT HOUSTON

Oct. 11, 2020 at NRG Stadium

	1	2	3	4	OT	Final
JACKSONVILLE JAGUARS (1-4)	0	7	0	7	-	14
HOUSTON TEXANS (1-4)	0	10	3	17	-	30

QB **Deshaun Watson** threw for 359 yards and three TDs, including two following Jaguars fumbles, in leading Houston to a 30-14 win, their first of the season. As they did a week earlier, the Jaguars took an early lead but were unable to sustain it as the Texans scored 20 second-half points. After a scoreless first quarter, Houston sandwiched a 36-yard field goal and a 44-yard touchdown pass from Watson to TE **Darren Fells** around the Jaguars' first scoring drive, a 12-play, 75-yard series capped by QB **Gardner Minshew II**'s 13-yard touchdown pass to WR **Keelan Cole Sr.**, giving the Texans a 10-7 lead. The Jaguars then put together another 12-play drive to reach the Houston 3-yard line with 43 seconds left in the half, but K **Stephen Hauschka's** 24-yard field goal try missed left. Another opportunity came on the next play when Watson's deep pass was intercepted by CB **Sidney Jones IV** at the Houston 36. The Jaguars advanced to Houston's 21 before an offensive holding penalty backed them up, and Hauschka then missed short on a 49-yard field goal attempt as the half ended. A 33-yard Texans field goal to open the third quarter made it 13-7 Houston, but on the Texans' next possession, Watson's pass was picked off by S **Jarrod Wilson** and returned 48 yards to the Houston 27. Jacksonville failed to capitalize on 4th-and-1 at the 8-yard line as RB **James Robinson** took the direct snap and fumbled, with DE **J.J. Watt** recovering to thwart the scoring threat. The Texans' ensuing drive covered 90 yards in 8 plays and Watson finished it with a 19-yard touchdown strike to WR **Will Fuller** for a 20-7 lead on the second play of the final quarter. The Jaguars were not done as Minshew then capped a 10-play, 75-yard drive with a touchdown pass to WR **Collin Johnson** to get within 6 at 20-14. K **Ka'imi Fairbarn**'s 46-yard field goal on the ensuing possession made it a 9-point game at 23-14, and after Minshew was sacked and fumbled six plays later Watson tossed his third touchdown pass, this time to WR **Brandin Cooks** from 28 yards out to close the scoring, although Minshew directed a 12-play drive that ended on a failed 4th down with 1:38 remaining. Minshew completed 31 of 49 passes for 301 yards and two TDs.

Team	Q	Time	Scoring Play	Drive Info
HOU	2	14:07	Fairbairn 36 yd. Field Goal	17-73, 7:35
JAX	2	6:33	Cole 13 yd. pass from Minshew (Hauschka kick)	12-75, 7:34
HOU	2	4:32	Fells 44 yd. pass from Watson (Fairbairn kick)	4-75, 2:01
HOU	3	11:35	Fairbairn 33 yd. Field Goal	9-60, 3:25
HOU	4	14:16	Fuller 19 yd. pass from Watson (Fairbairn kick)	8-50, 4:00
JAX	4	10:18	Johnson 4 yd. pass from Minshew (Hauschka kick)	10-75, 3:58
HOU	4	7:29	Fairbairn 46 yd. Field Goal	6-47, 2:49
HOU	4	4:39	Cooks 28 yd. pass from Watson (Fairbairn kick)	4-34, 1:35

Team Statistics

	Jaguars	Texans
First Downs (Run-Pass-Pen)	22 (5-16-1)	24 (7-16-1)
Total Yards-Plays-Avg.	364-73-5.0	486-58-8.4
Rushing Yards-Attempts-Avg.	75-20-3.8	129-22-5.9
Net Yards Passing (Sacked-Yds)	289 (4-12)	357 (1-2)
Att-Comp-Int	49-31-0	35-25-2
Third Down Conversions (%)	8-16 (50%)	5-10 (50%)
Fourth Down Conversions (%)	1-3 (33%)	1-1 (100%)
Punts-Avg.	3-47.7	1-33.0
Fumbles-Lost	2-2	1-0
Penalties-Yards	4-35	5-25
Time of Possession	31:59	28:01

Individual Statistics

Texans Rushing: Da. Johnson 17-96, Watson 2-25, Johnson 3-8
Jaguars Rushing: Robinson 13-48, Minshew 4-18, Thompson 2-7, Cole 1-2

Texans Passing: Watson 25-35-359 (3 TDs, 2 INTs)
Jaguars Passing: Minshew 31-49-301 (2 TDs)

Texans Receiving: Cooks 8-161 (TD), Cobb 6-47, Fuller 4-58 (TD), Fells 2-57 (TD), Da. Johnson 2-7, Stills 1-14, Johnson 1-11, Brown 1-4
Jaguars Receiving: Shenault 7-79, Robinson 5-22, Thompson 3-35, Johnson 3-30 (TD), O'Shaughnessy 3-20, Eifert 3-16, Chark 3-16, Conley 2-58, Cole 2-25 (TD)

Sacks: Texans 4.0 (Cunningham 1.0, Martin 1.0, Mercilus 1.0, Team 1.0)
Sacks: Jaguars 1.0 (Smoot)

Interceptions: Jaguars 2 (Jones, Wilson)
Interceptions: Texans 0

WEEK 6 VS. DETROIT

Oct. 18, 2020 at TIAA Bank Field

	1	2	3	4	OT	Final
DETROIT LIONS (2-4)	**7**	**10**	**7**	**10**	**-**	**34**
JACKSONVILLE JAGUARS (1-5)	**3**	**0**	**7**	**6**	**-**	**16**

Suffering their fifth consecutive loss, the Jaguars fell behind early, lost two first-half turnovers, and were never able to muster a comeback in falling at home to the Detroit Lions, 34-16. Detroit gained 403 yards on offense including 180 rushing yards led by RB **D'Andre Swift's** 116 yards on 14 carries with two TDs, while the Jaguars were held to 44 yards rushing. Detroit scored touchdowns on its first two drives, with RB **Adrian Peterson** opening the scoring with a 1-yard run and Swift then scoring on another 1-yarder. In between, Jacksonville got a 31-yard field goal out of K **Jon Brown**, the team's fifth kicker in six games who had never kicked in a regular season NFL game. But Brown and K **Matt Prater** each missed a field goal try on the ensuing possessions before Prater was true on a 31-yarder just before halftime for a 17-3 lead. In the third quarter QB **Matthew Stafford** connected with TE **T.J. Hockenson** on a 1-yard scoring pass, and QB **Gardner Minshew II** followed that with a 6-yard TD run to make it a two-score game at 24-10 late in the third quarter. In the fourth, Swift's 6-yard TD run and a 41-yard Prater field goal extended the Lions' lead to 34-10 before Minshew closed the scoring with a 14-yard scoring pass to RB **James Robinson**. Each team had five red zone drives and the Lions scored four TDs and a field goal while the Jaguars managed two TDs, a field goal, a missed field goal and a failed fourth down.

Team	Q	Time	Scoring Play	Drive Info
DET	1	7:37	Peterson 1 yd. run (Prater kick)	10-50, 5:09
JAX	1	1:51	Brown 31 yd. Field Goal	11-62, 5:46
DET	2	13:41	Swift 1 yd. run (Prater kick)	6-75, 3:10
DET	2	1:53	Prater 31 yd. Field Goal	11-65, 6:09
DET	3	7:44	Hockenson 1 yd. pass from Stafford (Prater kick)	9-86, 3:56
JAX	3	3:31	Minshew 6 yd. run (Brown kick)	8-74, 4:13
DET	4	13:32	Swift 6 yd. run (Prater kick)	9-75, 4:59
DET	4	8:11	Prater 41 yd. Field Goal	8-41, 4:14
JAX	4	5:18	J. Robinson 14 yd. pass from Minshew	9-80, 2:53

Team Statistics

	Lions	Jaguars
First Downs (Run-Pass-Pen)	25 (12-9-4)	16 (3-11-2)
Total Yards-Plays-Avg.	403-70-5.8	275-61-4.5
Rushing Yards-Attempts-Avg.	180-39-4.6	44-16-2.8
Net Yards Passing (Sacked-Yds)	223 (0-0)	231 (1-12)
Att-Comp-Int	31-19-1	44-25-1
Third Down Conversions (%)	3-12 (25%)	7-13 (54%)
Fourth Down Conversions (%)	2-2 (100%)	0-2 (0%)
Punts-Avg.	2-45.0	2-38.0
Fumbles-Lost	0-0	2-1
Penalties-Yards	7-60	5-56
Time of Possession	35:57	24:03

Individual Statistics

Jaguars Rushing: J. Robinson 12-29, Minshew 3-14 (TD), Shenault 1-1
Lions Rushing: Swift 14-116 (2 TDs), Peterson 15-40 (TD), Stafford 5-14, Johnson 4-9, Hall 1-1

Jaguars Passing: Minshew 25-44-243 (TD, INT)
Lions Passing: Stafford 19-31-223 (TD, INT)

Jaguars Receiving: Chark 7-45, Cole 6-143, J. Robinson 4-24 (TD), Thompson 3-15, Shenault 3-10, Conley 1-6,
Lions Receiving: Golladay 4-105, Swift 3-7, Amendola 2-31, Hockenson 2-17 (TD), Agnew 2-17, Jones 2-8, Peterson 1-18, Johnson 1-11, Hall 1-6, James 1-3

Sacks: Jaguars 0.0
Sacks: Lions 1.0 (Flowers)

Interceptions: Jaguars 1 (Schobert)
Interceptions: Lions 1 (Harmon)

Paid Attendance: 14,513 **Time:** 3:00 **Temperature:** 78 degrees

GAME SUMMARIES

WEEK 7 AT LOS ANGELES CHARGERS

Oct. 25, 2020 at SoFi Stadium

	1	2	3	4	OT	Final
JACKSONVILLE JAGUARS (1-6)	0	14	15	0	-	29
LOS ANGELES CHARGERS (2-4)	9	7	20	3	-	39

In their first-ever game in Los Angeles, the Jaguars overcame a 16-0 deficit to take leads of 21-16 and 29-22 in the second half before falling, 39-29. They got off to a slow start with three-and-outs on their first four possessions as Los Angeles built a 16-0 lead. But two second-quarter touchdowns by RB **James Robinson** on a 4-yard run and a 9-yard reception made it a 2-point game at the half, 16-14. On the Chargers' opening drive of the second half, S **Daniel Thomas** blocked a punt and returned it 16 yards for a touchdown and a 21-16 Jaguars lead. Los Angeles responded with a 26-yard QB **Justin Herbert** scoring pass to go back on top, 22-21, and Jacksonville answered on the next drive with a 28-yard strike from QB **Gardner Minshew II** to WR **Chris Conley**, and the 2-point try made it 29-22. Once again, however, the Chargers found the end zone, this time on a 70-yard Herbert TD pass to WR **Jalen Guyton** to knot the score at 29-29. On the ensuing kickoff , WR **Dede Westbrook** fumbled the return, with Los Angeles gaining possession at the Jacksonville 19, and four plays later, Herbert ran it in from 5 yards out for a 36-29 lead as the third quarter ended. A 35-yard Chargers field goal was the only scoring in the final period. Robinson accounted for two Jaguars scores as well as 137 yards from scrimmage, with 119 rushing and 18 receiving. Herbert was the Chargers' leading rusher with 66 rushing yards in addition to 347 passing yards and three touchdowns, and WR **Keenan Allen** made 10 receptions for 125 yards as Los Angeles gained 484 yards on offense.

Team	Q	Time	Scoring Play	Drive Info
LAC	1	10:15	Badgley 35 yd. Field Goal	9-77, 3:48
LAC	1	0:05	J. Reed 7 yd. run (kick failed)	11-71, 5:39
LAC	2	10:34	Parham 22 yd. pass from Herbert (Badgley kick)	6-62, 2:59
JAX	2	7:46	Robinson 4 yd. run (Robinson run)	6-78, 2:48
JAX	2	0:11	Robinson 9 yd. pass from Minshew (pass failed)	11-67, 3:41
JAX	3	13:21	Thomas 16 yd. return of blocked punt (Lambo kick)	
LAC	3	5:25	Green 26 yd. pass from Herbert (run failed)	6-47, 2:56
JAX	3	2:54	Conley 28 yd. pass from Minshew (Minshew - Ellefson pass)	6-74, 2:31
LAC	3	1:56	Guyton 70 yd. pass from Herbert (Badgley kick)	2-80, 0:58
LAC	3	0:05	Herbert 5 yd. run (Badgley kick)	4-19, 1:42
LAC	4	6:26	Badgley 35 yd. Field Goal	11-73, 4:36

Team Statistics

	Jaguars	Chargers
First Downs (Run-Pass-Pen)	15 (6-7-2)	29 (9-16-4)
Total Yards-Plays-Avg.	294-59-5.0	484-77-6.3
Rushing Yards-Attempts-Avg.	140-27-5.2	135-32-4.2
Net Yards Passing (Sacked-Yds)	154 (5-19)	349 (1-2)
Att-Comp-Int	27-14-0	44-28-0
Third Down Conversions (%)	6-15 (40%)	6-14 (43%)
Fourth Down Conversions (%)	1-4 (25%)	0-0
Punts-Avg.	5-45.4	4-34.5
Fumbles-Lost	1-1	0-0
Penalties-Yards	6-55	3-35
Time of Possession	25:29	34:31

Individual Statistics

Chargers Rushing: Herbert 9-66 (TD), Kelley 12-29, Reed 2-14 (TD), Jackson 5-12, Johnson 2-10, Pope 1-6, Stick 1--2
Jaguars Rushing: Robinson 22-119 (TD), Minshew 4-21, Shenault 1-0

Chargers Passing: Herbert 27-43-347 (3 TDs)
Jaguars Passing: Minshew 14-27-173 (2 TDs)

Chargers Receiving: Allen 10-125, Jackson 5-43, Kelley 5-24, Henry 3-23, Guyton 2-84 (TD), Green 1-26 (TD), Parham 1-22 (TD), Williams 1-4
Jaguars Receiving: Robinson 4-18 (TD), Shenault 3-44, O'Shaughnessy 3-32, Conley 1-28 (TD), Chark 1-26, Johnson 1-13, Cole 1-12

Sacks: Chargers 5.0 (Nwosu 1.5, King 1.0, Square 1.0, Bosa 0.5, Rochel 0.5, White, 0.5)
Sacks: Jaguars 1.0 (Smoot 0.5, Bryan 0.5)

Interceptions: Chargers 0
Interceptions: Jaguars 0

Paid Attendance: 0 **Time:** 3:09 **Temperature:** 68 degrees

WEEK 9 VS. HOUSTON TEXANS

Nov. 8, 2020 at TIAA Bank Field

	1	2	3	4	OT	Final
HOUSTON TEXANS (2-6)	10	10	7	0	-	27
JACKSONVILLE JAGUARS (1-7)	7	9	3	6	-	25

Scoring their first opening-possession touchdown of the season on the games' third play, the Jaguars staked an early 7-0 lead, but Houston answered two plays later with a 57-yard scoring pass. From there the Texans took the lead while the Jaguars battled back, closing to within 2 points in the final minutes before narrowly losing, 27-25, after a failed two-point conversion attempt that would have tied the game with 1:30 left. Rookie QB **Jake Luton** made his first NFL start in his first game action, and he completed 26 of 38 passes for 304 yards with a passing touchdown and a rushing touchdown, while **DJ Chark Jr.** made seven receptions for 146 yards and a TD. Luton connected with Chark on a 73-yard touchdown pass on the third play of the game before QB **Deshaun Watson** hit WR **Brandin Cooks** with a 57-yard scoring pass on the Texans' second play. Field goals of 54 and 30 yards extended the Houston lead to 13-7 in the second quarter before Luton directed a 12-play, 75-yard drive resulting in a 1-yard touchdown run by rookie RB **James Robinson**, who had eight carries on that drive and finished the day with 99 rushing yards. A missed extra point kick for the lead left the score tied at 13-13 with 5:42 remaining in the first half, but two more scores before halftime – a RB **David Johnson** 1-yard touchdown run to cap a 98-yard drive and a 59-yard K **Josh Lambo** field goal on the final play of the half – made it 20-16 in favor of Houston. In the third quarter, the Texans extended their lead to 27-16 on Watson's 77-yard touchdown pass to WR **Will Fuller**, which was set up by a Luton interception at the Houston 19, but the Jaguars responded with a 30-yard field goal to narrow the margin to eight at 27-19. After several punts by both teams in the fourth quarter, the Jaguars took possession with 2:57 remaining and no timeouts, and put together a seven-play, 80-yard drive which Luton capped with a 13-yard scramble to make it 27-25 with 1:30 left. But his 2-point conversion pass to Chark fell incomplete and Houston recovered the ensuing onside kick. The Jaguars started rookies at quarterback (Luton), running back (Robinson) and wide receiver (**Laviska Shenault Jr.**) and managed to gain 412 yards. Lambo's 59-yard field goal tied the franchise record set by K **Josh Scobee** in 2010.

Team	Q	Time	Scoring Play	Drive Info
JAX	1	14:08	Chark 73 yd. pass from Luton (Lambo kick)	3-75, 0:52
HOU	1	13:33	Cooks 57 yd. pass from Watson (Fairbairn kick)	2-75, 0:35
HOU	1	9:48	Fairbairn 54. Field Goal	6-45, 2:45
HOU	2	12:27	Fairbairn 30 yd. Field Goal	14-59, 6:01
JAX	2	5:42	Robinson 1 yd. run (kick failed)	12-75, 6:45
HOU	2	0:27	D. Johnson 1 yd. run (Fiarbairn kick)	6-98, 1:44
JAX	2	0:00	Lambo 59 yd. Field Goal	3-18, 0:27
HOU	3	6:05	Fuller 77 yd. pass from Watson (Fairbairn kick)	3-81, 1:21
JAX	3	1:11	Lambo 30 yd. Field Goal	9-63, 4:54
JAX	4	1:30	Luton 13 yd. run (pass failed)	7-80, 1:27

Team Statistics

	Texans	Jaguars
First Downs (Run-Pass-Pen)	19 (7-10-2)	22 (8-13-1)
Total Yards-Plays-Avg.	374-62-6.0	412-67-6.1
Rushing Yards-Attempts-Avg.	107-28-3.8	115-27-4.3
Net Yards Passing (Sacked-Yds)	267 (2-14)	297 (2-7)
Att-Comp-Int	32-19-0	38-26-1
Third Down Conversions (%)	6-15 (40%)	6-14 (43%)
Fourth Down Conversions (%)	0-0	0-1 (0%)
Punts-Avg.	5-44.6	5-46.8
Fumbles-Lost	2-1	1-0
Penalties-Yards	3-18	4-78
Time of Possession	27:53	32:07

Individual Statistics

Jaguars Rushing: J. Robinson 25-99 (TD), Luton 1-13 (TD), Thompson 1-3
Texans Rushing: Watson 10-50, D. Johnson 16-41 (TD), Da. Johnson 2-16

Jaguars Passing: Luton 26-38-304 (TD, INT)
Texans Passing: Watson 19-32-281 (2 TD)

Jaguars Receiving: Chark 7-146 (TD), Conley 7-52, Eifert 4-48, Thompson 4-35, Johnson 1-9, O'Shaughnessy 1-9, Cole 1-6, Shenault 1--1
Texans Receiving: Fuller 5-100, D. Johnson 4-32, Cooks 3-83, Cobb 3-21, Fells 2-26, Akins 2-19

Sacks: Jaguars 2.0 (Herndon 1.0, Allen 0.5, Schobert 0.5)
Sacks: Texans 2.0 (Cunningham 1.0, Watt 1.0)

Interceptions: Jaguars 0
Interceptions: Texans 1 (Hargreaves)

Paid Attendance: 15,668 **Time:** 3:11 **Temperature:** 79 degrees

GAME SUMMARIES

WEEK 10 VS. GREEN BAY

Nov. 15, 2020 at Lambeau Field

	1	2	3	4	OT	Final
JACKSONVILLE JAGUARS (1-8)	3	7	7	3	-	20
GREEN BAY PACKERS (7-2)	0	17	0	7	-	24

On a chilly and windy day in Green Bay, the Packers and the Jaguars battled to a 17-17 tie as the fourth quarter began, and Jacksonville took a 20-17 lead 2:20 later, but the Packers answered on the next series with a 75-yard drive culminating in QB **Aaron Rodgers'** 6-yard touchdown pass to WR **Davante Adams** for a 24-20 final lead. There was still 9:03 remaining, but the Jaguars stalled at midfield and were forced to punt before taking their final possession with 2:25 left, and QB **Jake Luton** was sacked on back-to-back plays. K **Chase McLaughlin**, the sixth kicker to appear for the Jaguars through nine games, kicked field goals of 52 and 31 yards, both times giving the Jaguars a three-point lead. His 52-yarder capped the Jaguars' opening drive, and their lead stood until the first play of the second quarter when Rodgers connected with WR **Marquez Valdes-Scantling** on a 78-yard catch-and-run touchdown. WR **Keelan Cole Sr.** turned in another highlight on the next Packers series when he fielded a punt at the Jacksonville 9 and raced 91 yards for a touchdown and a 10-7 lead. Green Bay took the lead back on its next possession, marching 81 yards in 13 plays with Rodgers running it in himself for a 5-yard touchdown and a 14-10 lead, which was extended to 17-10 on K **Mason Crosby**'s 39-yard field goal on the final play of the first half. In the third quarter a **Myles Jack** fumble return to the Packers' 16 set up Cole's second touchdown of the day, this time on a 12-yard pass from Luton which knotted the score at 17-17. **Sidney Jones IV**'s INT of Rodgers near the end of the third quarter set up McLaughlin's 31-yard field goal for a 20-17 Jaguars lead early in the fourth. But Rodgers' touchdown pass to Adams seven plays later gave Green Bay its final 24-20 lead and the win. RB **James Robinson** rushed for 109 yards on 23 carries, while Cole's 91-yard punt return marked a franchise record. There were five lead changes over the course of the game.

Team	Q	Time	Scoring Play	Drive Info
JAX	1	10:36	McLaughlin 52 yd. Field Goal	7-29, 2:46
G.B.	2	14:47	Valdes-Scantling 78 yd. pass from Rodgers (Crosby kick)	4-91, 2:00
JAX	2	10:06	Cole 91 yd. punt return (McLaughlin kick)	
G.B.	2	2:15	Rodgers 5 yd. run (Crosby kick)	13-81, 7:51
G.B.	2	0:02	Crosby39 yd. Field Goal	6-5, 1:26
JAX	3	10:30	Cole 12 yd. pass from Luton (McLaughlin kick)	3-16, 1:26
JAX	4	12:40	McLaughlin 31 yd. Field Goal	7-43, 3:36
G.B.	4	9:03	Adams 6 yd. pass from Rodgers (Crosby kick)	7-75, 3:37

Team Statistics

	Jaguars	Packers
First Downs (Run-Pass-Pen)	16 (5-10-1)	16 (3-11-2)
Total Yards-Plays-Avg.	260-61-4.3	395-60-6.6
Rushing Yards-Attempts-Avg.	109-23-4.7	80-25-3.2
Net Yards Passing (Sacked-Yds)	151 (3-18)	315 (1-10)
Att-Comp-Int	35-18-1	34-24-1
Third Down Conversions (%)	4-13 (31%)	5-13 (38%)
Fourth Down Conversions (%)	0-1 (0%)	0-1 (0%)
Punts-Avg.	6-45.8	5-43.0
Fumbles-Lost	0-0	2-1
Penalties-Yards	7-86	4-35
Time of Possession	28:19	31:41

Individual Statistics

Packers Rushing: Jones 13-46, Williams 8-30, Rodgers 3-4, Ervin 1-0
Jaguars Rushing: J. Robinson 23-109

Packers Passing: Rodgers 24-34-325 (2 TD, 1 INT)
Jaguars Passing: Luton 18-35-169 (TD, INT)

Packers Receiving: Adams 8-66, Jones 5-49, Valdes-Scantling 4-149, Tonyan 3-33, Williams 3-25, Ervin 1-3
Jaguars Receiving: Cole 5-47 (TD), Chark 4-56, Conley 4-43, Eifert 2-15, Robinson 2-3, Ogunbowale 1-5

Sacks: Packers 3 (Gary 1.0, P. Smith 1.0, Z. Smith 1.0)
Sacks: Jaguars 1 (Hamilton 1.0)

Interceptions: Packers 1 (Amos)
Interceptions: Jaguars 1 (Jones)

Paid Attendance: 0 **Time:** 3:15 **Temperature:** 38 degrees

WEEK 11 VS. PITTSBURGH

Nov. 22, 2020 at TIAA Bank Field

	1	2	3	4	OT	Final
PITTSBURGH STEELERS (10-0)	0	17	0	10	-	27
JACKSONVILLE JAGUARS (1-9)	3	0	0	0	-	3

After opening the game with a nine-play drive that gave them an early 3-0 lead, the Jaguars struggled to maintain momentum and committed four turnovers in a 27-3 loss to the Pittsburgh Steelers. K **Chase McLaughlin's** 41-yard field goal was followed by six punts, four INTs and a failed fourth down on Jacksonville's final 11 possessions, though RB J**ames Robinson** turned in 94 total yards including 73 on the ground. QB **Jake Luton** was intercepted on consecutive drives in each half, with S **Minkah Fitzpatrick** and **Terrell Edmunds** each getting two which set up 14 Pittsburgh points. Right after a 31-yard TD catch by WR **Chase Claypool** made it 10-3, the game changed in the middle of the second quarter when Jacksonville marched 64 yards to the Pittsburgh 11-yard line. Set up to make it a 10-10 game, the Jaguars were thwarted when Luton's second-down pass was batted in the air and picked off by Fitzpatrick at the 2-yard line. The Steelers seized the opportunity and RB **Matt Snell's** 1-yard TD run capped the ensuing drive and extended the lead to 17-3. Following a scoreless third quarter, the Steelers added a 47-yard field goal and a 20-yard QB **Ben Roethlisberger**-to-TE **Eric Ebron** TD pass in the fourth. The Steelers ran 73 plays to the Jaguars' 56 and had a possession time advantage of 36:29 to 23:31 as the Jaguars finished with just 206 yards of offense. WR **Diontae Johnson** caught 12 of Roethlisberger's passes for 111 yards, while Roethlisberger was not sacked all afternoon.

Team	Q	Time	Scoring Play	Drive Info
JAX	1	10:57	C.McLaughlin 41 yd. Field Goal	9-52, 4:03
PIT	2	10:45	C.Boswell 44 yd. Field Goal	9-50, 4:15
PIT	2	7:00	C.Claypool 31 yd. pass from B.Roethlisberger (C.Boswell kick)	6-71, 2:49
PIT	2	0:44	B.Snell 1 yd. run (C.Boswell kick)	7-61, 2:13
PIT	4	10:21	C.Boswell 47 yd. Field Goal	9-45, 3:50
PIT	4	6:40	E.Ebron 20 yd. pass from B.Roethlisberger (C.Boswell kick)	4-50, 1:52

Team Statistics

	Steelers	Jaguars
First Downs (Run-Pass-Pen)	23 (7-12-4)	14 (4-8-2)
Total Yards-Plays-Avg.	373-73-5.1	206-56-3.7
Rushing Yards-Attempts-Avg.	106-27-3.9	73-17-4.3
Net Yards Passing (Sacked-Yds)	267 (0-0)	133 (2-18)
Att-Comp-Int	46-32-1	37-16-0
Third Down Conversions (%)	7-17 (41%)	4-13 (31%)
Fourth Down Conversions (%)	1-1 (100%)	0-1 (0%)
Punts-Avg.	5-43.2	6-54.0
Fumbles-Lost	0-0	1-0
Penalties-Yards	6-42	8-105
Time of Possession	36:29	23:31

Individual Statistics

Jaguars Rushing: J. Robinson 17-73
Steelers Rushing: J. Connor 13-89, B. Snell 7-15 (1 TD), A. McFarland 3-3, R. McCloud 1-3, M. Rudolph 3--4

Jaguars Passing: J. Luton 16-37-151 (4 INT)
Steelers Passing: B. Roethlisberger 32-46-267 (2 TD, 1 INT)

Jaguars Receiving: D. Chark Jr. 4-41, T. Eifert 2-32, K. Cole Sr. 2-26, J. Robinson 2-21, C. Conley 1-13, B. Ellefson 1-10, D. Ozigbo 3-5, E. Saubert 1-3
Steelers Receiving: D. Johnson 12-111, C. Claypool 4-59 (1 TD), E. Ebron 4-36 (1 TD), R. McCloud 4-20, J. Smith-Schuster 4-19, J. Washington 1-12, J. Connor 3-10

Sacks: Jaguars 0
Sacks: Steelers 2.0 (B. Dupree 1.0, S. Tuitt 1.0)

Interceptions: Jaguars 1 (D. Thomas)
Interceptions: Steelers 4 (M. Fitzpatrick (2), Te. Edwards (2))

Paid Attendance: 17,244 **Time:** 3:04 **Temperature:** 72 degrees

53



DAKOTA ALLEN

POSITION: LINEBACKER
HT: 6-1 | **WT:** 232 | **DOB:** 11-2-1995
COLLEGE: TEXAS TECH
HOMETOWN: HUMBLE, TEXAS
ACQ: PRACTICE SQUAD (L.A. RAMS) 2019
EXP: 2ND YEAR

@Dakota_Allen40

@Dakota_Allen40

TRANSACTIONS

Originally drafted by the L.A. Rams in the seventh round (251st overall) of the 2019 NFL Draft ... Waived by the L.A. Rams on 8/31/19 ... Signed by the L.A. Rams to the practice squad on 9/1/19 ... Signed by Oakland from the L.A. Rams practice squad on 9/24/19 ... Waived by Oakland on 10/31/19 ... Signed by the L.A. Rams to the practice squad on 11/4/19 ... Signed by Jacksonville from the L.A. Rams practice squad on 12/10/19

PRO (GAMES PLAYED/STARTED - 13/2)

• Spent time on L.A. Rams' practice squad and Oakland's active roster during his rookie season before being signed by Jacksonville on Dec. 10

2020 (w/ JAX - 8/2)

• **9/13 vs. IND:** Played 19 snaps on special teams
• **9/20 at TEN:** Played 23 snaps on special teams
• **9/24 vs. MIA:** Logged 21 snaps on special teams and recorded one special teams tackle
• **10/4 at CIN:** Saw action at linebacker after **Myles Jack** exited the game with an ankle injury and collected five tackles, including one tackle for loss ... Added one special teams tackle
• **10/11 at HOU:** Made his first career start at linebacker and tied for the team lead with seven tackles, including one tackle for loss
• **10/18 vs. DET:** Saw action at linebacker after **Myles Jack** exited the game with an ankle injury and on special teams
• **10/25 at LAC:** Started at linebacker and collected two tackles, including one for loss, before exiting the game with an ankle injury in the first quarter
• **11/8 vs. HOU:** Inactive (ankle)
• **11/15 at G.B.:** Inactive (ankle)
• **11/22 vs. PIT:** Saw action on special teams

2019 (w/ OAK - 2/0, w/ LAR - p/s w/ JAX - 3/0)

Appeared in five games during his rookie campaign, playing primarily on special teams, making one tackle ... Spent the preseason with the L.A. Rams before being released and signing with the team's practice squad ... Signed to Oakland's active roster, appearing in two games, before being waived by the Raiders on Oct. 31 ... Signed by Jacksonville from the L.A. Rams practice squad on Dec. 10 prior to Week 15 and played the final three games of the season primarily on special teams

COLLEGE (AT TEXAS TECH 2015, 2017-18, EMCC 2016)

• Played in 48 collegiate games at Texas Tech and East Mississippi Community College (36 at Texas Tech, 12 at EMCC), amassing 379 tackles (200 solo) from his time at Texas Tech and EMCC combined
• Added 16 passes defensed, five INTs, 4.5 sacks and recovered four fumbles and forced an additional two fumbles as a collegiate athlete
• Appeared in 11 games as a senior in 2018, finishing with 73 tackles (33 solo), which ranked second on the team
• Elected as a team captain prior to the 2017 season as a junior returning to Texas Tech, proceeding to start all 13 games at WILL linebacker ... Led the team with 102 tackles to go along with four passes defensed, 2.0 sacks, two INTs, a forced fumble and a fumble recovery
• Spent the 2016 season as a standout linebacker for East Mississippi Community College, helping lead the Lions to an 11-1 record, including a perfect 6-0 mark in MACJC play, and tallying a team-leading 117 tackles (64 solo), three tackles for loss and 2.0 sacks
• Ranked second on the team with 87 tackles (45 solo) for the Red Raiders at linebacker and on special teams as a redshirt freshman in 2015

PERSONAL

• Attended Summer Creek (Humble, Texas) High School where he logged 112 tackles and three interceptions as a senior
• Ranked as the nation's No. 23 inside linebacker according to ESPN
• Father, **Keith Allen**, played collegiate football as a running back at the University of Texas
• Has an older brother, Anthony
• Was featured on the Netflix documentary series "Last Chance U" while at EMCC in 2016

REGULAR SEASON STATISTICS

YEAR	TEAM	GP/GS	TKL	SOLO	ASST	SACKS	FF	FR	PD	TFL
2019	OAK/JAX	5/0	0	0	0	0.0	0	0	0	0
2020	JAX	8/2	14	9	5	0.0	0	0	0	3
NFL totals: 2 yrs.		**13/2**	**14**	**9**	**5**	**0.0**	**0**	**0**	**0**	**3**

Additional Statistics: One special teams tackle in 2019; two special teams tackles in 2020

2020 GAME-BY-GAME STATISTICS

DATE	OPP	TKL	SOLO	ASST	SACKS	FF	FR	PD	TFL
09/13	vs. Indianapolis	0	0	0	0.0	0	0	0	0
09/20	at Tennessee	0	0	0	0.0	0	0	0	0
09/24	vs. Miami	0	0	0	0.0	0	0	0	0
10/04	at Cincinnati	5	2	3	0.0	0	0	0	1
10/11	at Houston	7	5	2	0.0	0	0	0	1
10/18	vs. Detroit	0	0	0	0.0	0	0	0	0
10/25	at L.A. Chargers	2	2	0	0.0	0	0	0	1
	BYE WEEK								
11/08	vs. Houston				Inactive				
11/15	at Green Bay				Inactive				
11/22	vs. Pittsburgh	0	0	0	0.0	0	0	0	0
11/29	vs. Cleveland								
12/06	at Minnesota								
12/13	vs. Tennessee								
12/20	at Baltimore								
12/27	vs. Chicago								
01/03	at Indianapolis								
2020 totals:		**14**	**9**	**5**	**0.0**	**0**	**0**	**0**	**3**

36



LUQ BARCOO

POSITION: CORNERBACK
HT: 6-1 | **WT:** 174 | **DOB:** 7-27-1998
COLLEGE: SAN DIEGO STATE
HOMETOWN: SAN DIEGO, CALIFORNIA
ACQ: ROOKIE FREE AGENT 2020
EXP: ROOKIE

@luqmanbarcoo

@luq_barcoo

OVERVIEW

Originally signed as a rookie free agent on May 5, 2020 ... Name is pronounced ***Luke BAR-koo***

PRO (GAMES PLAYED/STARTED - 1/0)

• Rookie cornerback made the initial 53-man roster after originally signing with the team as a rookie free agent

2020 (w/ JAX - 1/0)

- **9/13 vs. IND:** Inactive
- **9/20 at TEN:** Inactive
- **9/24 vs. MIA:** Inactive
- **10/4 at CIN:** Inactive
- **10/11 at HOU:** Active but did not play
- **10/18 vs. DET:** Inactive
- **10/25 at LAC:** Inactive
- **11/8 vs. HOU:** Inactive
- **11/15 at G.B.:** Inactive
- **11/22 vs. PIT:** Made his NFL debut and registered one tackle

COLLEGE (AT SAN DIEGO STATE, 2018-19)

• Played in 24 games in two seasons at San Diego State
• Earned Third-Team Associated Press All-American after registering 55 tackles, 25 passes defensed and an NCAA-leading nine INTs
• Became the first Aztec defensive back in program history to garner Walter Camp All-American accolades in program history
• Named First-Team All-Mountain West, as voted by the league's coaches and media
• Named Mountain West Defensive Player of the Week after totaling three INTs at Colorado State (Nov. 5)
• Played in 11 games in his first season at San Diego State (2018) and had 20 tackles, four passes defensed and one INT
• Played both WR and CB from 2016-17 at Grossmont Community College, where he caught 35 passes for 767 yards and seven TDs in 2017
Recorded three INTs with the Griffins and was an all-conference selection

PERSONAL

• Played at Castle Park (Chula Vista, Calif.) High School and caught 71 passes for 1,314 yards (18.5 avg.) and 15 TDs
• Majored in social science at San Diego State

REGULAR SEASON STATISTICS

YEAR	TEAM	GP/GS	TKL	SOLO	ASST	SACKS	FF	FR	PD	INT
2020	JAX	1/0	0	0	0	0.0	0	0	0	0
NFL totals: 1 yr.		**1/0**	**0**	**0**	**0**	**0.0**	**0**	**0**	**0**	**0**

2020 GAME-BY-GAME STATISTICS

DATE	OPP	TKL	SOLO	ASST	SACKS	FF	FR	PD	INT
09/13	vs. Indianapolis				Inactive				
09/20	at Tennessee				Inactive				
09/24	vs. Miami				Inactive				
10/04	at Cincinnati				Inactive				
10/11	at Houston			Active but did not play					
10/18	vs. Detroit				Inactive				
10/25	at L.A. Chargers				Inactive				
	BYE WEEK								
11/08	vs. Houston				Inactive				
11/15	at Green Bay				Inactive				
11/22	vs. Pittsburgh	1	0	1	0.0	0	0	0	0
11/29	vs. Cleveland								
12/06	at Minnesota								
12/13	vs. Tennessee								
12/20	at Baltimore								
12/27	vs. Chicago								
01/03	at Indianapolis								
2020 totals:		**1**	**0**	**1**	**0.0**	**0**	**0**	**0**	**0**

NOTE THE QUOTES: ON LUQ BARCOO

"Life was rough growing up. I definitely overcame a lot and faced some adversity as a child. My relationship with my mother, my spiritualism, and my faith in God is what got me through a lot of things that I was exposed to early on in life. I grew up in a single-parent household. My mother had six children, including me. Life was tough. I was exposed to a lot of things that the average kid isn't exposed to. I had to grow up fast. I matured faster than most kids."

"Every obstacle I faced helped me develop quicker. It allowed my mentality to grow. I had to establish myself as a young adult. I had to mature. I don't look at the things I've gone through as a crutch for me to lean on. I was always very optimistic. It wasn't going to be my downfall. I can look back and smile. It's the reason I am who I am today. I look forward to what the future holds. I'm ready to work hard."

"I believe I have what it takes to become a successful cornerback in the NFL. I feel like I check off every box. My mentality and focus can't be topped, and my ball production and ability to create turnovers makes me a unique play-maker. The skill-set and production are there. I have the physical ability as well. I have the mental capability to sustain myself at the next level."

"I'm ready for the adversity, I'm ready for the challenge. I don't think many people have been through what I've been through. My ability to overcome adversity will get me through anything. Once I get on a team, I'll have the mental capability to handle any and every challenge that comes my way. My experience has proven that. I'm mentally and physically ready to showcase what I have to offer."

- CB **Luq Barcoo**

"He's a very talented young man. He has a high skill set, upper-level talent, ball is important to him. He has the traits; he just has to keep working on the technique and do those things. He has ball skills, you know he was very productive in college, so I think he has a big upside and he has the skill set that you're looking for at the position."

- Secondary Coach - CBs **Tim Walton**

78



BEN BARTCH

POSITION: OFFENSIVE LINEMAN
HT: 6-6 | **WT:** 309 | **DOB:** 7-22-1998
COLLEGE: ST. JOHN'S (MINN.)
HOMETOWN: DAYTON, OREGON
ACQ: FOURTH ROUND (116TH) OF 2020 NFL DRAFT
EXP: ROOKIE

OVERVIEW

Originally drafted by Jacksonville in the fourth round (116th overall) of the 2020 draft

PRO (GAMES PLAYED/STARTED - 10/0)

2020 (w/ JAX - 10/0)

- **9/13 vs. IND:** Played five snaps on special teams in his NFL debut
- **9/20 at TEN:** Played five snaps on special teams
- **9/24 vs. MIA:** Saw action on special teams
- **10/4 at CIN:** Saw action on special teams
- **10/11 at HOU:** Saw action on special teams
- **10/18 vs. DET:** Saw action at right guard after **A.J. Cann** exited the game with a shoulder injury and on special teams
- **10/25 at LAC:** Saw action at right guard and on special teams
- **11/8 vs. HOU:** Saw action on special teams
- **11/15 at G.B.:** Saw action on special teams
- **11/22 vs. PIT:** Saw action on special teams

COLLEGE (AT ST. JOHN'S (MINN), 2016-19)

- Started 14 games at left tackle as a senior and was named First-Team All-Minnesota Intercollegiate Athletic Conference honors and a Division III All-American
- Began his collegiate career as a tight end prior to moving to left tackle
- Became the first player from St. John's (Minn.) drafted since 1974, the first player to be drafted from any Division III program in the last five years and the first player to be drafted from the Minnesota Intercollegiate Athletic Conference since 2003
- Also competed on St. John's track and field team in shot put and the discus
- Named to the 2019 Allstate American Football Coaches Association (AFCA) Good Works Team, an award established to recognize a select group of college football players who have made a commitment to service and enriching the lives of others

PERSONAL

- In an effort to gain weight after moving to the offensive line, consumed a protein shake daily of seven scrambled eggs, a tub of cottage cheese, quick grits, peanut butter, bananas and gatorade while in college

"I didn't have time to eat the full carbohydrates and proteins I needed. My friend had a Nutribullet, so I would scramble seven eggs, a big tub of cottage cheese, quick grits, then peanut butter and banana and Gatorade. I would throw it all in and plug my nose. I'd gag sometimes, but that's what you have to do."

- Studied in South Africa during the spring of 2019, where he served as a computer lab tutor for children ages kindergarten-seventh grade at Seyisi Primary School (New Brighton, South Africa)
- Volunteered with Catholic Charities' Meals on Wheels in fall of 2018 in nearby St. Joseph, Minn. and served as an after-school tutor for a sixth-grade student at All Saints Academy
- Volunteered at Newman, the Roman Catholic parish at the University of Wisconsin-Eau Claire's Ecumenical Religious Center, in 2017 and 2018 when visiting his grandmother during breaks in the academic year
- Majored in pyschology and has an interest in sports psychology and mental skills training

NOTE THE QUOTES: ON BEN BARTCH

"This is a kid with his makeup, his toughness, his competitiveness, his intelligence, where you saw him at the Senior Bowl and you saw him competing against some of the top players in the country and some guys that went in the first round. And he held his own. He did a hell of a job. We kind of feel like this player has a very, very high ceiling and can come in and compete at multiple spots for us along the offensive line."

- GM **Dave Caldwell**

"*Ben is a tremendous young man who is willing to help out the less fortunate. He leads by example with his work ethic, and he is also a vocal leader who can get the attention of his teammates."*

- St. John's University HC **Gary Fasching**

"The only thing I look for is, is it kind of too big when they're at the Combine or they're in one of these bowl games? [The Senior Bowl] wasn't for him. So I think that's important, especially at a time when you can't really go work people out."

- HC **Doug Marrone**

"[Switching positions] was a risk for me. You're switching positions to something you've never played and you don't really know what you're doing right away. To me, that's where the faith piece comes in, having a rock and having a good support group of family as well. Secondly, I think dedication to your craft and waking up every day with a goal: Did I get better than yesterday? Not worrying about tomorrow, necessarily, but did I get any better than I did yesterday? When you have a plan and you're prepared, I think the sky's the limit. If you allow yourself and don't put limits on yourself, I don't see any reason why anyone can't achieve something like that."

"In life, you can either accept it, or you can react. That's what you can control. You can't control the circumstance, just how you react, so I was going to a Division III school and I decided to react accordingly and work my tail off."

- OL **Ben Bartch**

90

TAVEN BRYAN

POSITION: DEFENSIVE LINEMAN
HT: 6-5 | **WT:** 291 | **DOB:** 3-11-1996
COLLEGE: FLORIDA
HOMETOWN: CASPER, WYOMING
ACQ: FIRST ROUND (29TH) OF THE 2018 DRAFT
EXP: 3RD YEAR

@TavenBryan93

@TavenB

TRANSACTIONS

Originally drafted by Jacksonville in the first round (29th overall) of the 2018 draft

PRO (GAMES PLAYED/STARTED - 42/17, 0/0)

• Third-year defensive lineman who has played in all 42 games, starting 17, since being drafted 29th overall in 2018
• Career totals include 66 tackles (39 solo), 11 tackles for loss, 3.5 sacks, one forced fumble and one pass defensed

2020 (w/ JAX - 10/8)

• **9/13 vs. IND:** Started at defensive tackle and saw 57 snaps on defense
• **9/20 at TEN:** Started at defensive tackle and recorded one tackle
• **9/24 vs. MIA:** Started at defensive tackle and tallied one quarterback hit
• **10/4 at CIN:** Started at defensive tackle and made two tackles
• **10/11 at HOU:** Started at defensive tackle and posted three tackles, including one tackle for loss
• **10/18 vs. DET:** Started at defensive tackle and tallied one tackle for loss
• **10/25 at LAC:** Started at defensive tackle and collected two tackles, including a half-sack
• **11/8 vs. HOU:** Saw action at defensive tackle and made two tackles
• **11/15 at G.B.:** Started at defensive tackle
• **11/22 vs. PIT:** Saw action at defensive tackle and made one tackle

2019 (w/ JAX - 16/8)

Saw action in all 16 games on the season, starting eight and tallied 33 tackles (18 solo), five tackles for loss, 2.0 sacks, one forced fumble and one pass defensed
• **9/19 vs. TEN:** Saw action at defensive tackle, amassing three tackles (two solo) and 1.0 sack, the second of his career
• **10/20 at CIN:** Saw action at defensive tackle, posting three tackles (two solo) ... His pressure on QB **Andy Dalton** led to DE **Yannick Ngakoue's** pick six
• **12/29 vs. IND:** Started at defensive tackle tallying four tackles (three solo), 1.0 sack, one pass defensed and one forced fumble

2018 (w/ JAX - 16/1)

Saw action in all 16 games during his rookie campaign, making one start ... Amassed 20 tackles (13 solo), three tackles for loss and 1.0 sack
• **9/9 at NYG:** Assisted on one tackle and saw action on special teams in his NFL debut
• **11/25 at BUF:** Recorded two tackles, including one tackle for loss
• **12/6 at TEN:** Made his first career start at defensive tackle and recorded three tackles
• **12/16 vs. WAS:** Recorded three tackles, including one for loss
• **12/30 at HOU:** Recorded 1.0 sack, the first of his career

COLLEGE (AT FLORIDA, 2014-17)

• Appeared in 36 games with 14 starts
• Named Associated Press All-SEC second team after his junior year
• Career totals include 67 tackle (31 solo), 10.5 tackles for loss, 5.5 sacks, two forced fumbles and three fumble recoveries

PERSONAL

• Father, Brandy, spent four years as a Navy SEAL
• Has one sister, Chelcey
• Walk-up song in Arlington, Texas after being selected was "Hail To The King" by Avenged Sevenfold
• Youth football team in Wyoming was nicknamed the 'Jaguars'
• Nickname: Wyoming Wildman
• Attended Notrona County (Wyo.) High School and helped lead the team to a 41-6 record in his final three seasons, including back-to-back state titles in 2012 and 2013
• Unanimously selected as the 2013 Conference Defensive Player of the Year
• Named to the All-State First Team on both the offensive and defensive line

REGULAR SEASON STATISTICS

YEAR	TEAM	GP/GS	TKL	SOLO	ASST	SACKS	FF	FR	PD	TFL
2018	JAX	16/1	20	13	7	1.0	0	0	0	3
2019	JAX	16/8	33	18	15	2.0	1	0	1	5
2020	JAX	10/8	13	8	5	0.5	0	0	0	3
NFL totals: 3 yrs.		**42/17**	**66**	**39**	**27**	**3.5**	**1**	**0**	**1**	**11**

2020 GAME-BY-GAME STATISTICS

DATE	OPP	TKL	SOLO	ASST	SACKS	FF	FR	PD	TFL
09/13	vs. Indianapolis	0	0	0	0.0	0	0	0	0
09/20	at Tennessee	1	1	0	0.0	0	0	0	0
09/24	vs. Miami	0	0	0	0.0	0	0	0	0
10/04	at Cincinnati	2	1	1	0.0	0	0	0	0
10/11	at Houston	3	2	1	0.0	0	0	0	1
10/18	vs. Detroit	1	1	0	0.0	0	0	0	1
10/25	at L.A. Chargers	2	1	1	0.5	0	0	0	1
	BYE WEEK								
11/08	vs. Houston	2	1	1	0.0	0	0	0	0
11/15	at Green Bay	1	0	1	0.0	0	0	0	0
11/22	vs. Pittsburgh	1	1	0	0.0	0	0	0	0
11/29	vs. Cleveland								
12/06	at Minnesota								
12/13	vs. Tennessee								
12/20	at Baltimore								
12/27	vs. Chicago								
01/03	at Indianapolis								
2020 totals:		**13**	**8**	**5**	**0.5**	**0**	**0**	**0**	**3**

60



A.J. CANN

POSITION: OFFENSIVE LINEMAN
HT: 6-3 | **WT:** 315 | **DOB:** 10-3-1991
COLLEGE: SOUTH CAROLINA
HOMETOWN: BAMBERG, SOUTH CAROLINA
ACQ: THIRD ROUND (67TH) OF 2015 DRAFT
EXP: 6TH YEAR

@AJCann60

@AJCann60

TRANSACTIONS

Originally drafted by Jacksonville in the third round (67th overall) of the 2015 draft ... Re-signed by Jacksonville on 3/3/19

PRO (GAMES PLAYED/STARTED - 86/84, 3/3)

- Sixth-year offensive lineman has started 83 of 85 career games
- Highest-drafted player by the Jaguars from South Carolina in franchise history

2020 (w/ JAX - 9/9)

- **9/13 vs. IND:** Started at right guard and helped undrafted rookie RB **James Robinson** rush for 62 yards
- **9/20 at TEN:** Started at right guard and helped the team rush for 165 yards
- **9/24 vs. MIA:** Started at right guard
- **10/4 at CIN:** Started at right guard
- **10/11 at HOU:** Started at right guard
- **10/18 vs. DET:** Started at right guard before exiting the game with a shoulder injury
- **10/25 at LAC:** Inactive (shoulder)
- **11/8 vs. HOU:** Started at right guard
- **11/15 at G.B.:** Started at right guard
- **11/22 vs. PIT:** Started at right guard

2019 (w/ JAX - 16/16)

Started all 16 games in which he appeared at right guard ... Part of an offensive line that helped RB **Leonard Fournette** gain 1,674 yards from scrimmage, becoming the only Jaguars player since 2011 to post at least 1,500 scrimmage yards in a single season

- **9/29 at DEN:** Started at right guard, helping RB **Leonard Fournette** total a career-high 225 yards rushing ... Also helped the team gain an average of 7.1 yards per carry for 269 total net rushing yards, the second-most in a single game in franchise history
- **10/6 at CAR:** Started at right guard helping RB **Leonard Fournette** eclipse the 100-yard mark in back-to-back games for the first time since his rookie season in 2017
- **10/20 at CIN:** Started at right guard, paving the way for RB **Leonard Fournette's** 131 yards rushing

2018 (w/ JAX - 15/15)

Started all 15 games in which he appeared at right guard

2017 (w/ JAX - 15/15, 3/3)

Started 15 games in the regular season and all three postseason contests at RG ... Part of an offensive line that helped the team lead the league in rushing (141.1 yards per game) for the first time in franchise history and allowed a franchise-low 24 sacks

2016 (w/ JAX - 16/16)

Did not miss a snap and was part of a unit that surrendered 34 sacks, its fewest since 2007

2015 (w/JAX - 15/13)

Rookie offensive lineman started 13 games at right guard

COLLEGE (AT SOUTH CAROLINA, 2010-15)

- Four-year starter, starting 51 games, the second-most in school history
- Three-time member of the SEC Fall Academic Honor Roll
- In 2014, named first-team All-America by Sporting News, ESPN.com and CBSSportsline.com
- In 2013, was voted a permanent team captain as a junior

PERSONAL

- Played on both sides of the ball for Head Coach **Kevin Crosby** at Bamberg-Ehrhardt (S.C.) High School
- Given name is Aaron
- Has a tattoo on the inside of his right forearm to honor his mother, Catherine, who passed in 2007 from throat cancer
- He and his wife, Kendal, have one daughter, Kennie Amelia, and one son, Artist Jamar (AJ)
- Represented the Humane Society during the NFL's My Cause My Cleats campaign in 2019 ... His cat, Carol, is a rescue cat

45



K'LAVON CHAISSON

POSITION: DEFENSIVE END/LINEBACKER
HT: 6-3 | **WT:** 254 | **DOB:** 3-11-1999
COLLEGE: LSU
HOMETOWN: HOUSTON, TEXAS
ACQ: FIRST ROUND (20TH) IN 2020 DRAFT
EXP: ROOKIE

@S4CKGURU

@S4ckguru

OVERVIEW

Originally drafted by Jacksonville in the first round (20th overall) in the 2020 draft ... Pronounced ***KAY-luh-vahn Chase-on***

PRO (GAMES PLAYED/STARTED - 10/2)

2020 (w/ JAX - 10/2)

- **9/13 vs. IND:** Saw extensive action (46 snaps) at defensive end in his NFL debut and posted two tackles (one solo)
- **9/20 at TEN:** Saw action at defensive end and posted two tackles, including his first career sack
- **9/24 vs. MIA:** Saw action at defensive end and made two tackles
- **10/4 at CIN:** Saw action at defensive end and made one tackle
- **10/11 at HOU:** Made his first career start at defensive end and tallied one tackle and one pass defensed
- **10/18 vs. DET:** Started at defensive end
- **10/25 at LAC:** Saw action at defensive end and collected one tackle
- **11/8 vs. HOU:** Played 18 snaps on defense
- **11/15 at G.B.:** Played 31 snaps on defense
- **11/22 vs. PIT:** Saw action at defensive end and posted two tackles, including one tackle for loss

COLLEGE (AT LSU, 2017-19)

- Played in 26 games with 17 starts in his three years with the Tigers
- Capped career with 92 tackles, 19.0 tackles for loss and 9.5 sacks
- Three-time member of the SEC Academic Honor Roll

2019 (redshirt sophomore at LSU - 13/13)

Started 13 games at outside linebacker and accumulated 60 tackles ... Led the team with 13.5 tackles for loss and 6.5 sacks ... Permanent team captain ... Earned First-Team All-SEC honors

- **10/12 vs. Florida:** Stopped Gators QB **Kyle Trask** on fourth and goal for a negative gain in final minute to seal the win
- **11/9 at Alabama:** Set a career high with 10 tackles, including 3.5 tackles for loss
- **12/29 vs. Oklahoma:** Earned Defensive Player of the Game accolades in the College Football Playoff Semifinals (six tackles, including 2.0 sacks)

HIGH SCHOOL (AT NORTH SHORE H.S., 2013-16)

- Rated a 5-star recruit by Scout after playing two seasons of varsity football
- Earned defensive MVP honors in the 6A Division I state title game at NRG Stadium in 2015, a contest during which he sniffed out a jet sweep-pass on fourth and goal in OT to seal the win ... Also had four tackles for loss, 2.0 sacks and one forced fumble in title game
- Named to the Texas AP 6A All-State Team as a senior
- Also played basketball

PERSONAL

- Inspired by his late father, Kelvin, who was a linebacker at Baylor from 1999-2001 and was shot and killed in 2014.
  - "I'm not going to sit here and lie to you and say I've always dreamed of playing at the next level or I've always dreamed about playing in the NFL because that's not true. The inspiration to play the sport was something that ran deeper. With my size and the tradition in my family involving the sport, it was sort of an obligation or you were looked at differently."
- Created an Instagram account for his dog, Prince Nino: @lifeofnino
- Also passionate about financial literacy, the environment and social justice

REGULAR SEASON STATISTICS

YEAR	TEAM	GP/GS	TKL	SOLO	ASST	SACKS	FF	FR	PD	TFL
2020	JAX	10/2	11	7	4	1.0	0	0	1	1
NFL totals: 1 yr.		**10/2**	**11**	**7**	**4**	**1.0**	**0**	**0**	**1**	**1**

2020 GAME-BY-GAME STATISTICS

DATE	OPP	TKL	SOLO	ASST	SACKS	FF	FR	PD	TFL
09/13	vs. Indianapolis	2	1	1	0.0	0	0	0	0
09/20	at Tennessee	2	1	1	1.0	0	0	0	1
09/24	vs. Miami	2	2	0	0.0	0	0	0	0
10/04	at Cincinnati	1	0	1	0.0	0	0	0	0
10/11	at Houston	1	0	1	0.0	0	0	1	0
10/18	vs. Detroit	0	0	0	0.0	0	0	0	0
10/25	at L.A. Chargers	1	1	0	0.0	0	0	0	0
	BYE WEEK								
11/08	vs. Houston	0	0	0	0.0	0	0	0	0
11/15	at Green Bay	0	0	0	0.0	0	0	0	0
11/22	vs. Pittsburgh	2	2	0	0.0	0	0	0	1
11/29	vs. Cleveland								
12/06	at Minnesota								
12/13	vs. Tennessee								
12/20	at Baltimore								
12/27	vs. Chicago								
01/03	at Indianapolis								
2020 totals:		**11**	**7**	**4**	**1.0**	**0**	**0**	**1**	**2**

NOTE THE QUOTES: ON K'LAVON CHAISSON

"He's not a kid who talks a lot, but his tape does enough talking for him. It's fair to say he's not a rah-rah guy, but just because he doesn't have a lot to say doesn't mean he doesn't bring an immense amount of intensity to the game. He's an internally-focused person, and when he's ready to go out and compete, he has a different look in his eye."

- North Shore High School HC **Jon Kay**

"I know my dad would be happy. He always told me to go hard every play. He motivates me."

"I don't really care too much about the praise and recognition from others. My job's been my job, set the edge and get to the quarterback and do whatever it takes to get the team win. It's never really been about personal accolades. I had a thing about being a better teammate more than being a better player. I feel I'd rather take the long win in today's game and today's world. ... My main goal right now is to be the best teammate I can be and help in any way possible."

- DE/LB **K'Lavon Chaisson**

"The one thing about this guy right here is that he has speed. He has an unbelievable spin move. I think the speed ... the power is going to come and become better. I think once that comes, he can be a dominant rusher in this league ... We think he's going to be a really productive player for us."

- HC **Doug Marrone**

17



DJ CHARK JR.

PRO BOWL 2019

POSITION: WIDE RECEIVER
HT: 6-4 | **WT:** 198 | **DOB:** 9-23-1996
COLLEGE: LSU
HOMETOWN: ALEXANDRIA, LOUISIANA
ACQ: SECOND ROUND OF 2018 DRAFT (61ST)
EXP: 3RD YEAR

@DJChark82

@DJChark82

TRANSACTIONS

Originally drafted by Jacksonville in the second round (61st overall) of the 2018 draft

PRO (GAMES PLAYED/STARTED - 35/23)

• Pro Bowl wide receiver has appeared in 35 career games, hauling in 128 receptions for 1,716 yards (13.4 rec. avg.) and 12 TDs
• His four 100-yard games are the fifth-most in franchise history through a player's first 35 games
• His three games with multiple receiving TDs are the second-most in franchise history through a player's first three seasons (WR **Allen Robinson** - four).

2020 (w/ JAX - 9/9)

• **9/13 vs. IND:** Started at wide receiver and recorded three receptions for 25 yards, including an 8-yard TD, the team's first of the season
• **9/20 at TEN:** Started at wide receiver and posted four receptions for 84 yards, including a season-long 45-yard reception
• **9/24 vs. MIA:** Inactive (chest/back)
• **10/4 at CIN:** Started at wide receiver and collected eight receptions for 95 yards and two TDs
• **10/11 at HOU:** Started at wide receiver and posted three receptions for 16 yards before exiting the game with an ankle injury in the fourth quarter
• **10/18 vs. DET:** Started at wide receiver and led the team with seven receptions for 45 yards
• **10/25 at LAC:** Started at wide receiver and had one reception for 26 yards
• **11/8 vs. HOU:** Caught seven passes for 146 yards and one TD, marking the third-most receiving yards of his career and his fourth career game with at least 100 yards ... His 73-yard TD pass on Jacksonville's third play from scimmage was the longest reception of his career and the longest reception by a Jaguars players since WR **Donte Moncrief** (80 yards) on Nov. 11, 2018
• **11/15 at G.B.:** Started at wide receiver and had four receptions for a team-leading 56 yards
• **11/22 vs. PIT:** Started at wide receiver, amassing four receptions for a team-leading 41 yards (10.3 rec. avg.)

2019 (w/ JAX - 15/14)

Earned Pro Bowl honors after tallying 73 receptions for a team-leading 1,008 yards (12.4 rec. avg.) and eight TDs ... Became the first Jaguar to eclipse 1,000 yards receiving in a season since WRs **Allen Robinson** and **Allen Hurns** in 2015 ... Tied for fourth in the NFL with 10 receptions of at least 30 yards this season ... Tied for ninth in the NFL and third in the AFC with eight TD receptions

• **9/8 vs. K.C.:** Made his first career start, hauling in four receptions for a then-career-best 146 yards (36.5 avg.), including a long of 69 and a 35-yard TD ... His 36.5 receiving average was the highest in franchise single game history
• **9/15 at HOU:** Started was targeted a team-high nine times, recording seven receptions for 55 yards and one TD
• **9/19 vs. TEN:** Started and caught four passes for 76 yards (19.0 avg.) and one TD ... Became the youngest player in franchise history (22 years old) to post more than 250 receiving yards through Week 3 of the season ... Became the second player in franchise history – and the first since WR **Jimmy Smith** in 2008 – to catch a TD pass in each of the first three games of the season
• **10/6 at CAR:** Started and earned career-bests in receptions (eight), yards (164) and TDs (two) ... Joined former WR **Jimmy Smith** (Sept. 10, 2000) as the only players to register at least 160 receiving yards and two-plus receiving TDs in a single game
• **11/17 at IND:** Started and amassed eight receptions for 104 yards (13.0 rec. avg.) and two TDs ... Second game of the season with 100-plus receiving yards and multiple TD receptions
• **12/29 vs. IND:** Started and brought in four receptions for 34 yards (8.5 rec avg.) ... Joined former WR **Allen Robinson** as the only players 23-or-younger in team history to post at least 1,000 receiving yards in a single season

2018 (w/ JAX - 11/0)

Emerged as a contributor on special teams totaling five special teams tackles and averaging 35.4 yards per kickoff return ... Caught 14 passes for 174 yards (12.4 avg.)

• **10/7 at K.C.:** Caught passes of 30 and 38 yards, becoming the eighth rookie in franchise history to record multiple 30-yard catches in a single game
• **10/28 vs. PHI:** Caught four passes for 41 yards, including a long reception of 19 yards ... Served as the primary kick returner, returning one kickoff for 29 yards
• **11/11 at IND:** Saw action at wide receiver and returned three kickoffs for 108 yards (36.0 avg.), including a long return of 47 yards

COLLEGE (AT LSU, 2015-17)

• Appeared in 36 games with 15 starts
• Career totals include 66 receptions for 1,351 yards (20.5 rec. avg.) and six TDs with a long reception of 80 yards (TD)
• 2018 Co-MVP of Senior Bowl
• Named a permanent team captain in his senior season as he led the SEC in punt returns for TDs (two) and was second in the league in punt return average (10.8) while also leading the Tigers in receptions (40), receiving yards (874) and tied for the team lead in receiving TDs (three)
• Scored a TD three different ways in 2017, becoming only the seventh player in school history to accomplish the feat

PERSONAL

• Son of Shirley and **Darrell Chark Sr.**
• Attended Alexandria (La.) High School where he hauled in 48 receptions for 554 yards and three TDs as a senior on the way to earning Louisiana Class 5A All-State Honorable Mention
• Rushed for 495 yards and five touchdowns and caught 20 passes for 554 yards and six TDs as a junior and was named Honorable Mention All-State for Class 5A as a junior
• Never missed a day of school in 13 years in the Alexandria School System, finished high school with a 3.9 GPA and claimed all three major senior individual honors: Prom King, Mr. ASH and Most Outstanding Athlete
• Learned to swim leading up to the 2018 season at the Winston Family YMCA in Jacksonville
• He and his wife, Chantelle, married in October 2020 in Amelia Island, Fla.
• Has two dogs: English bulldog, Bam Bam, and an Australian shepherd, Dundie Tot, in honor of The Office
• First-time voter in 2020

REGULAR SEASON RECEIVING STATISTICS

YEAR	TEAM	GP/GS	REC	YDS	AVG.	LG	TD
2018	JAX	11/0	14	174	12.4	38	0
2019	JAX	15/14	73	1,008	13.8	69	8
2020	JAX	9/9	41	534	13.0	73	4
NFL totals: 3 yrs.		**35/23**	**128**	**1,716**	**13.4**	**73**	**12**

Additional statistics: Two rushes for 20 yards

Single Game Career Highs

Receptions:
9 (12/8/19 vs. LAC)

Receiving yards:
164 (10/6/19 at CAR)

Longest reception:
73 (11/8/20 vs. HOU)

Touchdowns:
2 (two times; last: 11/17/19 at IND)

2020 GAME-BY-GAME STATISTICS

DATE	OPP	REC	YDS	AVG.	LG	TD
09/13	vs. Indianapolis	3	25	8.3	12	1
09/20	at Tennessee	4	84	21.0	45	0
09/24	vs. Miami			Inactive		
10/04	at Cincinnati	8	95	11.9	22	2
10/11	at Houston	3	16	5.3	11	0
10/18	vs. Detroit	7	45	6.4	14	0
10/25	at L.A Chargers	1	26	26.0	26	0
	BYE WEEK					
11/08	vs. Houston	7	146	20.9	73	1
11/15	at Green Bay	4	56	14.0	21	0
11/22	vs. Pittsburgh	4	41	10.3	19	0
11/29	vs. Cleveland					
12/06	at Minnesota					
12/13	vs. Tennessee					
12/20	at Baltimore					
12/27	vs. Chicago					
01/03	at Indianapolis					
2020 totals:		**41**	**534**	**13.0**	**73**	**4**

27

CHRIS CLAYBROOKS

POSITION: CORNERBACK/RETURN SPECIALIST
HT: 5-9 | **WT:** 179 | **DOB:** 7-17-1997
COLLEGE: MEMPHIS
HOMETOWN: NASHVILLE, TENNESSEE
ACQ: SEVENTH ROUND (223RD) IN 2020 DRAFT
EXP: ROOKIE

@ChrisClaybrooks
@Huncho_Clay7

TRANSACTIONS

Originally drafted by Jacksonville in the seventh round (223rd overall) in the 2020 draft

PRO (GAMES PLAYED/STARTED - 10/2)

2020 (w/ JAX - 10/2)

- **9/13 vs. IND:** Recorded three tackles at cornerback and saw action on special teams, returning two kicks for 50 yards (long of 39), in his NFL debut
- **9/20 at TEN:** Saw action at cornerback, kick returner and punt returner
- **9/24 vs. MIA:** Saw action on special teams
- **10/4 at CIN:** Saw action at cornerback, replacing CB **C.J. Henderson** after he left the game with a shoulder injury, and posted eight tackles and one pass defensed
- **10/11 at HOU:** Earned his first career start at cornerback and totaled five tackles and two passes defensed
- **10/18 vs. DET:** Saw action at cornerback and on special teams
- **10/25 at LAC:** Saw action at cornerback, replacing **Sidney Jones IV** (beef), and on special teams
- **11/8 vs. HOU:** Saw action at cornerback, making one tackle, and on special teams, when he returned four kickoffs for 94 yards, including a season-long return of 39 yards ... Downed two punts inside the 20
- **11/15 at G.B.:** Saw action at cornerback, making one tackle for loss, and on special teams, where he downed two punts inside the Packers' 5-yard line
- **11/22 vs. PIT:** Started at cornerback and posted a career-high nine tackles (seven solo) and his first-career special teams tackle ... Left the game with a groin injury

COLLEGE (AT MEMPHIS, 2018-19)

- Transferred to Memphis after two seasons of junior college at Fort Scott Community College (2016) and Coahoma Community College (2017)
- Moved to defensive back after playing high school and junior college careers on offense
- With the Tigers, played in 21 games and posted 54 tackles and had nine multi-tackle games ... Added five passes defensed, two INTs, one forced fumble and 1.0 sack
- Also contributed on special teams, recording 11 kick returns for 338 yards and one TD
- Member of the Tiger 3.0 Club in the fall of 2018

2019 (reshirt senior at Memphis - 9)

Saw action in nine games, including the Goodyear Cotton Bowl, after missing the first five games of the season with a foot injury ... Totaled 42 tackles, two passes defensed, one INT and one forced fumble ... Added 11 kick returns for 338 yards (30.8 avg.) and one TD

- **11/29 vs. Cincinnati:** Posted six solo tackles, two passes defensed and returned the opening kickoff 94 yards for a TD
- **12/28 vs. Penn State:** Recorded a career-high 12 tackles and his first collegiate sack in his final outing with the Tigers in the 84th Goodyear Cotton Bowl

HIGH SCHOOL (AT MCGAVOCK H.S., 2012-15)

- Member of the varsity quad all four years at McGavock (Nashville, Tenn.) High School
- Started career as a wide receiver and moved to running back
- Named to the 2014 All-City Team as selected by the Metro Nashville Football Coaches Association
- Also played basketball

PERSONAL

- Son of **Christena** and **Barry Claybrooks**
- Had his son, **Chris Claybrooks Jr.**, when he was a sophomore in high school
- Christopher Claybrooks Jr. received a scholarship offer from Memphis in 2019
  - "It was just one day I was showing him [then-Memphis Head Coach **Mike Norvell**] that my son could play football for real. I showed him a clip that went viral. He did two spin moves and a stiff arm move in a seven- and eight-years old league. He is only six-years old. He saw that video and he said to post [on social media] that your son has a offer and I'm going to comment. The next day, he said, 'Why did you not post it?' I said, 'Because I did not know if you was playing.' He said that he was for real. I posted it and he tagged my son and told him welcome to the family. A big whole thing started. My son has a highlight tape, too."

REGULAR SEASON STATISTICS

YEAR	TEAM	GP/GS	TKL	SOLO	ASST	SACKS	FF	FR	PD	INT
2020	JAX	10/2	27	23	4	0.0	0	0	3	0
NFL totals: 1 yr.		**10/2**	**27**	**23**	**4**	**0.0**	**0**	**0**	**3**	**0**

2020 GAME-BY-GAME STATISTICS

DATE	OPP	TKL	SOLO	ASST	SACKS	FF	FR	PD	INT
09/13	vs. Indianapolis	3	3	0	0.0	0	0	0	0
09/20	at Tennessee	0	0	0	0.0	0	0	0	0
09/24	vs. Miami	0	0	0	0.0	0	0	0	0
10/04	at Cincinnati	8	6	2	0.0	0	0	1	0
10/11	at Houston	5	5	0	0.0	0	0	2	0
10/18	vs. Detroit	0	0	0	0.0	0	0	0	0
10/25	at L.A. Chargers	0	0	0	0.0	0	0	0	0
	BYE WEEK								
11/08	vs. Houston	1	1	0	0.0	0	0	0	0
11/15	at Green Bay	1	1	0	0.0	0	0	0	0
11/22	vs. Pittsburgh	9	7	2	0.0	0	0	0	0
11/29	vs. Cleveland								
12/06	at Minnesota								
12/13	vs. Tennessee								
12/20	at Baltimore								
12/27	vs. Chicago								
01/03	at Indianapolis								
2020 totals:		**27**	**23**	**4**	**0.0**	**0**	**0**	**3**	**0**

Additional statistics: nine kick returns for 191 yards (long: 39), one special teams tackle

NOTE THE QUOTES: ON DB/RS CHRIS CLAYBROOKS

*"I have been returning kicks all my life – in high school, JUCO and Memphis. I was behind **Tony Pollard**, one of the best to ever do it at Memphis. I learned tips from him and he coached me up. I am going to turn it loose with the Jaguars – my speed, my motor, never giving up – and I'm a playmaker. Whatever they need me to be, I can do it and I will make plays and make an impact."*

"I went to Memphis as a walk-on and I was just going hard every time. They were like, 'Dang, why do you keep going hard?' I was like, 'Because I'm a walk-on and I have to eat.' I have a family to feed. I kept on working. They put me on scholarship and I just had that mindset ... It was a dream come true. I got drafted, and it feels amazing. Hard work pays off."

- DB/RS **Chris Claybrooks**

"Field position is a thing we thought about a lot in the offseason. Coach Marrone a big advocate of special teams and gaining field position and having a guy back there. He has the skills to do it and we feel really good about it."

- General Manager **Dave Caldwell**

84



KEELAN COLE SR.

POSITION: WIDE RECEIVER
HT: 6-1 | **WT:** 194 | **DOB:** 4-20-1993
COLLEGE: KENTUCKY WESLEYAN
HOMETOWN: LOUISVILLE, KENTUCKY
ACQ: ROOKIE FREE AGENT 2017
EXP: 4TH YEAR

@Air4Cole

@KKeelanCole

TRANSACTIONS

Originally signed by Jacksonville as an undrafted rookie on 5/10/17

PRO (GAMES PLAYED/STARTED - 58/21, 3/0)

- Fourth-year undrafted wide receiver has totaled 140 receptions for 2,053 yards (14.7 rec. avg.) and 11 TDs
- Second undrafted player (WR **Allen Hurns** - 21) in franchise history to tally double-digit receiving TDs
- His 14.7 years-per-catch average is the highest in Jaguars history among players with at least 100 receptions

2020 (w/ JAX - 10/3)

- **9/13 vs. IND:** Saw action at wide receiver and led the team with five receptions for 47 yards, including the game-winning 22-yard TD with 5:56 remaining
- **9/20 at TEN:** Posted a team-high six receptions for 58 yards and one TD
- **9/24 vs. MIA:** Started at wide receiver and recorded four receptions for 43 yards
- **10/4 at CIN:** Saw action at wide receiver and posted four receptions for 46 yards
- **10/11 at HOU:** Posted two receptions for 25 yards, including a 13-yard TD reception, the 10th of his career
- **10/18 vs. DET:** Recorded six receptions for a team-leading 143 yards (23.8 rec. avg.)
- **10/25 at LAC:** Posted one reception for 12 yards
- **11/8 vs. HOU:** Made one catch for 6 yards
- **11/15 at G.B.:** Recorded a 91-yard punt return TD in the second quarter, the longest punt return in franchise history and the longest punt return by any player in the NFL this season ... Also caught a 12-yard TD pass, becoming the first player in Jaguars history to return a punt for a TD and catch a TD in the same game ... Finished with five catches for 47 yards, becoming the 15th player in franchise history to surpass 2,000 career receiving yards ... He is just the second undrafted player to achieve the feat (WR **Allen Hurns**)
- **11/22 vs. PIT:** Started at wide receiver and caught two passes for 26 yards (13.0 rec. avg.)

2019 (w/ JAX - 16/1)

Appeared in all 16 games and posted 24 receptions for 361 yards (15.0 rec. avg.) and three TDs

- **10/20 at CIN:** Saw action at wide receiver, catching the go-ahead 2-yard TD pass in the fourth quarter
- **11/3 vs. HOU:** Hauled in five receptions for 80 yards (16.0 rec. avg.) and a long reception of 31 yards
- **12/29 vs. IND:** Posted three receptions for 67 yards (22.3 rec.avg.) and one TD ... Also returned three kickoffs for a career-high 110 yards, including a career-long 59-yard return

2018 (w/ JAX - 16/11)

Appeared in all 16 games and recorded 38 receptions for 491 yards and one TD

- **9/9 at NYG:** Started and recorded three receptions for a team-high 54 yards, including a long reception of 31 yards
- **9/16 vs. N.E.:** Started and recorded team highs in receptions (seven) and receiving yards (116), including a 24-yard TD reception ... Caught a TD in his fourth consecutive home game, a franchise record for consecutive home games with a receiving TD
- **10/7 at K.C.:** Started and caught four passes for 70 yards (17.5 rec. avg.)

2017 (w/ JAX - 16/6, 3/0)

Cole's 748 receiving yards were the most by an undrafted rookie in franchise history, surpassing WR **Allen Hurns'** 677 receiving yards in 2014 and second most by a rookie in team history (trailing WR **Justin Blackmon's** 865 yards in 2012) ... His 748 receiving yards were eighth-most by an undrafted rookie WR in NFL history ... Registered 186 receiving yards in Week 15 versus Houston and 108 receiving yards in Week 16 at San Francisco, becoming the first rookie to post 100-plus receiving yards in consecutive games in franchise history ... His 748 receiving yards were the third most among rookie wide receivers (trailing PIT **JuJu Smith-Schuster** & LAR **Cooper Kupp**) ... His 17.8 yards per reception tied (WR **Cecil Shorts III**, 2012) for highest rate in a single season in franchise history

- **12/3 vs. IND:** Started and recorded three receptions for 49 yards (16.3 rec. avg.) and his first career TD
- **12/10 vs. SEA:** Recorded three receptions and a season- and team-high 99 yards receiving, including a 75-yard TD reception
- **12/17 vs. HOU:** Led the team and recorded career highs with seven receptions for 186 yards and one TD, including a game-long 73-yard reception, which set up FB **Tommy Bohanon's** TD in the third quarter ... First 100-yard receiving game of his career
- **12/24 at S.F.:** Started and had six receptions for a game-high 108 yards

COLLEGE (AT KENTUCKY WESLEYAN, 2013-16)

- Named to the D2football.com All-American First Team, Associated Press Little All-American First Team and the Don Hansen All-American First Team
- Led the nation in kickoffs returned for a TD (two) and ranked second in all-purpose yards (198.1 yards per game) as a senior
- Named Great Midwest Athletic Conference Offensive and Special Teams Player of the Year in 2016
- Led the NCAA in receiving yards (1,577), receiving yards per game (141.5) and receiving TDs (21) as a sophomore in 2014

PERSONAL

- Coached by **Tyrann Scroggins** at Central (Ky.) High School, where he was a four-year letterwinner and two-year starter at defensive back, wide receiver and quarterback
- Has one son: Keelan Jr.

REGULAR SEASON STATISTICS

YEAR	TEAM	GP/GS	RECs	YDS	AVG.	LG	TD
2017	JAX	16/6	42	748	17.8	75t	3
2018	JAX	16/11	38	491	12.9	35	1
2019	JAX	16/1	24	361	15.0	55	3
2020	JAX	10/3	36	453	12.6	51	4
NFL totals: 4 yrs.		**58/21**	**140**	**2,053**	**14.7**	**75t**	**11**

Single Game Career Highs

Receptions:
7 (two times, last: 9/16/18 vs. N.E.)

Receiving yards:
186 (12/17/17 vs. HOU)

Longest reception:
75t (12/10/17 vs. SEA)

Receiving touchdowns:
1 (11 times, last: 11/15/20 at G.B.)

Additional statistics: eight kick returns for 216 yards (long: 59 yards); four punt returns for 117 yards and one TD

POSTSEASON STATISTICS

YEAR	TEAM	GP/GS	REC	YDS	AVG.	LG	TD
2017	JAX	3/0	3	82	27.3	45	0
NFL totals: 2 yrs.		**3/0**	**3**	**82**	**27.3**	**45**	**0**

2020 GAME-BY-GAME STATISTICS

DATE	OPP	REC	YDS	AVG.	LG	TD
09/13	vs. Indianapolis	5	47	9.4	22	1
09/20	at Tennessee	6	58	9.7	23	1
09/24	vs. Miami	4	43	10.8	16	0
10/04	at Cincinnati	4	46	11.5	20	0
10/11	at Houston	2	25	12.5	13	1
10/18	vs. Detroit	6	143	23.8	51	0
10/25	at L.A Chargers	1	12	12.0	12	0
	BYE WEEK					
11/08	vs. Houston	1	6	6.0	6	0
11/15	at Green Bay	5	47	9.4	13	1
11/22	vs. Pittsburgh	2	26	13.0	17	0
11/29	vs. Cleveland					
12/06	at Minnesota					
12/13	vs. Tennessee					
12/20	at Baltimore					
12/27	vs. Chicago					
01/03	at Indianapolis					
2020 totals:		**36**	**453**	**12.6**	**51**	**4**

18

CHRIS CONLEY

POSITION: WIDE RECEIVER
HT: 6-3 | **WT:** 205 | **DOB:** 10-25-1992
COLLEGE: GEORGIA
HOMETOWN: DALLAS, GEORGIA
ACQ: UNRESTRICTED FREE AGENT (K.C.) 2019
EXP: 6TH YEAR

@FlightConley
@_Flight_

TRANSACTIONS

Originally drafted by Kansas City in the third round (76th overall) of the 2015 draft ... Signed by Jacksonville on 3/16/19

PRO (GAMES PLAYED/STARTED - 79/50, 5/2)

• Career totals include 178 receptions for 2,345 yards (13.2 rec. avg.) and 12 TDs

2020 (w/ JAX - 10/2)

Named team captain as voted on by his teammates

• **9/13 vs. IND:** Saw action at wide receiver, posting one reception for 6 yards
• **9/20 at TEN:** Saw action at wide receiver, tallying four receptions for 48 yards
• **9/24 vs. MIA:** Started at wide receiver and recorded three receptions for 34 yards
• **10/4 at CIN:** Posted three receptions for 44 yards (14.7 rec. avg.), including a season-long 33-yard reception to set up a fourth-quarter TD
• **10/11 at HOU:** Recorded two receptions for 59 yards, including a season-long 51-yard catch to set up a fouth-quarter TD
• **10/18 vs. DET:** Posted one reception for 6 yards
• **10/25 at LAC:** His lone reception went for 28 yards and a second-half TD
• **11/8 vs. HOU:** Matched his career-high seven receptions for 52 yards
• **11/15 at G.B.:** Started at wide receiver and posted four receptions for 43 yards
• **11/22 vs. PIT:** Saw action at wide receiver, catching one pass for 13 yards

2019 (w/ JAX - 16/14)

Saw action in 16 games with 14 starts .. Set career-bests for receptions (47), receiving yards (775) and receiving avg. (16.5) and tied a career-high with five TDs

• **9/8 vs. K.C.:** Started and recorded a team-high six receptions for a then-career-best 97 yards (16.2 avg.) and one TD
• **10/20 at CIN:** Started and caught three passes for 83 yards (27.7 avg), including a 47-yard reception
• **10/27 vs. NYJ:** Started and posted four receptions for a career-best 103 yards (25.8 rec. avg.), including a career-long 70-yard TD reception
• **12/15 at OAK:** Started and amassed four receptions for 49 yards (12.3 rec. avg.) and two TDs, including the game-winning 4-yard TD reception with 0:31 left in the game from QB **Gardner Minshew II**
• **12/22 at ATL:** Started and brought in two receptions for 56 yards (28.0 rec. avg.), including a 42-yard TD reception in the fourth quarter

2018 (w/ K.C. - 16/13, 2/1)

Played in 16 games (13 starts) and registered 32 catches for 334 yards and a career-high five TDs for the NFL's No. 3 passing offense (320.4 passing yards per game)

• **11/19 vs. LAR:** Recorded then- career highs in receptions (seven), receiving yards (74) and receiving TDs (two), helping Kansas City score a season-high 51 points

2017 (w/ K.C. - 5/5)

Played in five games and caught 11 passes for 175 yards prior to suffering a torn Achilles and missing the remainder of the season

• **9/17 vs. PHI:** Recorded four catches for a season-high 55 yards in a 27-20 victory

2016 (w/ K.C. - 16/11, 1/1)

Registered 44 receptions for 530 yards

• **1/15/17 vs. PIT:** Notched two catches for 19 yards in the AFC Divisional

2015 (w/ K.C. - 16/5, 2/0)

Saw action in all 16 regular season games and caught 17 passes for 199 yards and one TD as a rookie in 2015

• **10/25 vs. PIT:** Recorded six catches for 63 yards and one TD
• **1/16/16 vs. N.E.:** Had five catches for 33 yards in the AFC Divisional round

COLLEGE (AT GEORGIA, 2011-14)

• Appeared in 49 games (23 starts), recording 117 receptions for 1,938 yards (16.6 avg.) and 20 TDs
• Recorded five 100-yard receiving games in his college career and led the Bulldogs in receiving yards in 2013 (651 receiving yards) and 2014 (657)

PERSONAL

• Born in Adana, Turkey on an Air Force base. His father, Charles, had a career in the United States Air Force while his mother, Christina, is a high school teacher
• Played football at North Paulding (Dallas, Ga.) High School
• Enjoys surfing in his free time and supported Ocean Conservancy with the NFL's "My Cause My Cleats" initiative in 2019
• Married his wife, Brianna, in May 2019
• Enjoys science-fiction and made and starred in a 26-minute long "Star Wars" fan film "Retribution"
• Wrote, directed and acted in a short film called "Quarantime" July 2020
• Delivered a speech at the Jaguars' team wide march to protest racial inequality and social injustice

REGULAR SEASON STATISTICS

YEAR	TEAM	GP/GS	REC	YDS	AVG.	LG	TD
2015	K.C.	16/5	17	199	11.7	44	1
2016	K.C.	16/11	44	530	12.0	39	0
2017	K.C.	5/5	11	175	15.9	35	0
2018	K.C.	16/13	32	334	10.4	27t	5
2019	JAX	16/14	47	775	16.5	70t	5
2020	JAX	10/2	27	332	12.3	51	1
NFL totals: 6 yrs.		**79/50**	**178**	**2,345**	**13.2**	**70t**	**12**

Single Game Career Highs

Receptions:
7 (two times, last: 11/8/20 vs. HOU)

Receiving yards:
103 (10/27/19 vs. NYJ)

Longest reception:
70t (10/27/19 vs. NYJ)

Receiving touchdowns:
2 (two times, last: 12/15/19 at OAK)

POSTSEASON STATISTICS

YEAR	TEAM	GP/GS	RECs	YDS	AVG.	LG	TD
2015	K.C.	2/0	6	42	7.0	16	1
2016	K.C.	1/1	2	19	9.5	12	0
2018	K.C.	2/1	0	0	-	-	0
NFL totals: 5 yrs.		**5/2**	**8**	**61**	**12.2**	**16**	**1**

2020 GAME-BY-GAME STATISTICS

DATE	OPP	REC	YDS	AVG.	LG	TD
09/13	vs. Indianapolis	1	6	6.0	6	0
09/20	at Tennessee	4	48	12.0	24	0
09/24	vs. Miami	3	34	11.3	18	0
10/04	at Cincinnati	3	44	14.7	33	0
10/11	at Houston	2	58	29.0	51	0
10/18	vs. Detroit	1	6	6.0	6	0
10/25	at L.A Chargers	1	28	28.0	28	1
	BYE WEEK					
11/08	vs. Houston	7	52	7.4	21	0
11/15	at Green Bay	4	43	10.8	18	0
11/22	vs. Pittsburgh	1	13	13.0	13	0
11/29	vs. Cleveland					
12/06	at Minnesota					
12/13	vs. Tennessee					
12/20	at Baltimore					
12/27	vs. Chicago					
01/03	at Indianapolis					
2020 totals:		**27**	**332**	**12.3**	**51**	**1**

9

LOGAN COOKE

POSITION: PUNTER
HT: 6-5 | **WT:** 230 | **DOB:** 7-28-1995
COLLEGE: MISSISSIPPI STATE
HOMETOWN: DARBUN, MISSISSIPPI
ACQ: SEVENTH ROUND (247TH) OF 2018 DRAFT
EXP: 3RD YEAR

@LoganCooke2

@LoganCooke9

TRANSACTIONS

Originally drafted by Jacksonville in the seventh round (147th overall) of the draft

PRO (GAMES PLAYED/STARTED - 42)

• Third-year punter who has appeared in 42 games and posted a 42.9 career net punting average, the highest in franchise history, and a 46.1 gross punting average, the second-highest in franchise history

2020 (w/ JAX - 10)

• **9/13 vs. IND:** Punted three times for 136 yards (45.3 gross and net average), with one punt inside the 20
• **9/20 at TEN:** Punted twice for 80 yards with one punt inside the 20
• **9/24 vs. MIA:** Punted three times for 157 yards, including a season-long 63-yard punt
• **10/4 at CIN:** Punted twice for 88 yards (44.0 net and gross avg.)
• **10/11 at HOU:** Punted three times for 143 yards (44.7 net avg.) which were all downed inside the 20
• **10/18 vs. DET:** Punted twice for 76 yards (38.0 net and gross avg.)
• **10/25 at LAC:** Punted five times for 227 yards (44.0 net avg.), downing two inside the 20
• **11/8 vs. HOU:** Punted five times for 234 yards (46.8 net and gross avg.) and placed three punts inside the 20
• **11/15 at G.B.:** Punted six times for 275 yards (45.8 gross avg. and 41.3 net avg.) and placed four punts inside the 20
• **11/22 vs. PIT:** Punted six times for 324 yards (54.0 gross avg. and 47.5 net avg.) and placed one punt inside the 20 ... Had a season-long 67-yard punt

2019 (w/ JAX - 16)

Finished the season with career-highs in gross punting average (46.8) and net punting average (44.5) ... His 44.5 net punting average led all NFL punters (min. 10 punts) ... Completed two passes for 16 yards
• **11/17 at IND:** Punted six times for 280 yards (46.7 gross avg.) with three landing inside the 20
• **12/15 at OAK:** Punted five times for 248 yards (49.6 gross avg.), including two punts inside the 20 and a season-long punt of 66 yards
• **12/22 at ATL:** Punted five times for 254 yards (50.8 gross avg.), including one downed inside the 20 ... Completed one pass for 7 yards to S **Cody Davis** on a fake punt that resulted in a first down in the second quarter

2018 (w/ JAX - 16)

Downed 37 punts inside the 20, a franchise record and the third-most in the NFL ... Punted 86 times, placing 43.0 percent of his punts inside the 20, the highest mark by a rookie in frachise history

COLLEGE (AT MISSISSIPPI STATE, 2014-17)

• Appeared in 45 career games serving as the primary punter his last three years and the primary kickoff specialist as a senior and freshman
• Averaged 41.7 yards per punt during his career, which ranked seventh in school history
• Thirty five of his 150 punts traveled more than 50 yards, and 60 were pinned inside the 20

PERSONAL

• Son of Len and Tracey
• Married the former **Mary Menger Jones** in February 2020
• Attended Columbia (Miss.) Academy
• All-State punter tallied 24 punts for an average of 44.2 yards in his senior season, while also seeing action at WR and DB
• Avid hunter and fisherman, who also owns an outdoorsman company that specializes in turkey calls
• Involved with the Catch-A-Dream Foundation, which takes children with life-threatening illnesses on hunting and fishing adventures of a lifetime

REGULAR SEASON STATISTICS

YEAR	TEAM	GP	PUNTS	YARDS	AVG.	TB	NET AVG.	IN 20	LG
2018	JAX	16	86	3,872	45.0	7	41.3	37	72
2019	JAX	16	75	3,507	46.8	2	44.5	25	66
2020	JAX	10	37	1,740	47.0	3	43.5	15	67
NFL totals: 3 yrs.		**42**	**198**	**9,119**	**46.1**	**12**	**42.9**	**77**	**72**

Single Game Career Highs

Punts:
9 (two times, last: 12/30/18 at HOU)

Punting yards:
449 (12/30/18 at HOU)

Punting gross average:
59.0 (12/29/19 vs. IND)

Net punting average:
50.2 (12/16/18 at WAS)

Punts inside the 20:
4 (four times, last: 11/15/20 at G.B.)

Additional Statistics: Has completed 3 of 3 passes for 20 yards that all resulted in first downs

2020 GAME-BY-GAME STATISTICS

DATE	OPP	PUNTS	YARDS	GROSS AVG.	TB	NET AVG.	IN 20	LG
09/13	vs. Indianapolis	3	136	45.3	0	45.3	1	53
09/20	at Tennessee	2	80	40.0	0	40.0	1	45
09/24	vs. Miami	3	157	52.3	1	36.3	0	63
10/04	at Cincinnati	2	88	44.0	0	44.0	0	46
10/11	at Houston	3	143	47.7	0	44.7	3	52
10/18	vs. Detroit	2	76	38.0	0	38.0	0	47
11/01	at L.A. Chargers	5	227	45.4	0	44.0	2	58
	BYE WEEK							
11/08	vs. Houston	5	234	46.8	0	46.8	3	56
11/15	at Green Bay	6	275	45.8	1	41.3	4	59
11/22	vs. Pittsburgh	6	324	54.0	1	47.5	1	67
11/29	vs. Cleveland							
12/06	at Minnesota							
12/13	vs. Tennessee							
12/20	at Baltimore							
12/27	vs. Chicago							
01/03	at Indianapolis							
2020 totals:		**37**	**1,740**	**47.0**	**3**	**43.5**	**15**	**67**

55



KAMALEI CORREA

POSITION: LINEBACKER
HT: 6-3 | **WT:** 241 | **DOB:** 4-27-1994
COLLEGE: BOISE STATE
HOMETOWN: HONOLULU, HAWAII
ACQ: TRADE (TENNESSEE) 2020
EXP: 5TH YEAR

@kamalei_correa

OVERVIEW

Originally drafted by Baltimore in the second round (42nd overall) of the 2016 draft ... Traded to Tennessee in exchange for a 2019 sixth-round pick on 8/28/18 ... Traded to Jacksonville with Tennessee's 2021 seventh-round selection in exchange for a 2021 sixth-round pick on 10/14/20 ... Pronounced ***KAH-muh-lay corr-AY-uh***

PRO (GAMES PLAYED/STARTED - 62/18, 3/3)

Fifth-year linebacker who was traded to Jacksonville after playing in both Baltimore and Tennessee

2020 (w/ TEN - 3/0; w/ JAX - 5/5)

Saw action in the first three games of the season at linebacker and on special teams and tallied two tackles ... Traded to Jacksonville on Oct. 14

- **10/18 vs. DET:** Started at linebacker in his Jaguars debut and recorded one solo tackle and one pass defensed
- **10/25 at LAC:** Started at linebacker and made two tackles
- **11/8 vs. HOU:** Started at linebacker and made one tackle
- **11/15 at G.B.:** Started at linebacker and recorded one tackle
- **11/22 vs. PIT:** Started at linebacker and posted one tackle

2019 (w/ TEN - 16/5, 3/3)

Played in all 16 games with five starts at outside linebacker and posted career-high numbers with 33 tackles, including six tackles for loss and 5.0 sacks ... Added two passes defensed and one fumble recovery ... Started all three postseason contests and recorded 13 tackles, including 2.0 sacks

2018 (w/ TEN - 13/4)

Appeared in 13 games with four starts at outside linebacker and collected 19 tackles, including 3.5 sacks and one forced fumble

2017 (w/ BAL - 16/3)

Saw action in all 16 games for the first time in his career and tallied eight tackles and one pass defensed

2016 (w/ BAL - 9/1)

Appeared in nine games during his rookie season before being placed on injured reserve on Dec. 24

COLLEGE (AT BOISE STATE, 2013-15)

- Played in 40 games, making 27 consecutive starts to finish his three-year career
- Started every game in his final two seasons before declaring for the NFL Draft after his junior campaign
- Named Defensive MVP of the 2015 Poinsettia Bowl after posting four tackles, 2.5 tackles for loss, 2.0 sacks and a forced fumble in his final collegiate performance

PERSONAL

- Attended St. Louis School in Honolulu, where he was a three-year letter winner in football and lettered twice in basketball
- Played with Raiders QB **Marcus Mariota** for two seasons
- Earned academic recognition as a junior and senior after being twice named to the honor roll ... Also served on student council both years

REGULAR SEASON STATISTICS

YEAR	TEAM	GP/GS	TKL	SOLO	ASST	SACKS	FF	FR	PD	TFL
2016	BAL	9/1	3	2	1	0.0	1	0	1	0
2017	BAL	16/3	8	6	2	0.0	0	0	1	1
2018	TEN	13/4	19	12	7	3.5	1	0	0	4
2019	TEN	16/5	33	23	10	5.0	0	1	2	6
2020	TEN	3/0	2	1	1	0.0	0	0	0	0
2020	JAX	5/5	6	4	2	0.0	0	0	1	0
NFL totals: 5 yrs.		**62/18**	**71**	**48**	**23**	**8.5**	**2**	**1**	**5**	**11**

POSTSEASON STATISTICS

YEAR	TEAM	GP/GS	TKL	SOLO	ASST	SACKS	FF	FR	PD	TFL
2019	TEN	3/3	13	9	4	2.0	0	0	0	2
NFL totals: 5 yrs.		**3/3**	**13**	**9**	**4**	**2.0**	**0**	**0**	**0**	**2**

2020 GAME-BY-GAME STATISTICS

DATE	OPP	TKL	SOLO	ASST	SACKS	FF	FR	PD	TFL
W/ TEN									
09/14	at Denver	2	1	1	0.0	0	0	0	0
09/20	vs. Jacksonville	0	0	0	0.0	0	0	0	0
09/27	at Minnesota	0	0	0	0.0	0	0	0	0
	BYE WEEK								
10/13	vs. Buffalo				Inactive				
W/ JAX									
10/18	vs. Detroit	1	1	0	0.0	0	0	1	0
10/25	at L.A. Chargers	2	1	1	0.0	0	0	0	0
	BYE WEEK								
11/08	vs. Houston	1	0	1	0.0	0	0	0	0
11/15	at Green Bay	1	1	0	0.0	0	0	0	0
11/22	vs. Pittsburgh	1	1	0	0.0	0	0	0	0
11/29	vs. Cleveland								
12/06	at Minnesota								
12/13	vs. Tennessee								
12/20	at Baltimore								
12/27	vs. Chicago								
01/03	at Indianapolis								
2020 JAX totals:		**6**	**4**	**2**	**0.0**	**0**	**0**	**1**	**0**

58

DOUG COSTIN

POSITION: DEFENSIVE TACKLE
HT: 6-2 | **WT:** 295 | **DOB:** 10-5-1997
COLLEGE: MIAMI (OHIO)
HOMETOWN: WEST CHESTER, PENNSYLVANIA
ACQ: ROOKIE FREE AGENT 2020
EXP: ROOKIE

@DougCostin_

@dougcostin_

OVERVIEW

Originally signed as a rookie free agent on April 28, 2020

PRO (GAMES PLAYED/STARTED - 6/3)

• Rookie defensive tackle made the initial 53-man roster after originally signing with the team as a rookie free agent

2020 (w/ JAX - 6/3)

- **9/13 vs. IND:** Inactive
- **9/20 at TEN:** Inactive
- **9/24 vs. MIA:** Inactive
- **10/4 at CIN:** Made his NFL debut at defensive tackle and recorded two tackles, including one tackle for loss
- **10/11 at HOU:** Saw action at defensive tackle and made one tackle
- **10/18 vs. DET:** Saw action at defensive tackle and made four tackles
- **10/25 at LAC:** Made his first career start at defensive tackle and tallied three tackles
- **11/8 vs. HOU:** Started at defensive tackle and made two tackles
- **11/15 at G.B.:** Inactive (concussion)
- **11/22 vs. PIT:** Started at defensive tackle, assisting on two tackles and collecting his first-career pass defensed

COLLEGE (AT MIAMI OHIO, 2016-19)

• Played in 50 career games and posted 178 tackles, 32.5 tackles for loss, 16.5 sacks and 12 passes defensed
• Named First-Team All-MAC and tallied 58 tackles, 12 tackles for loss and 4.0 sacks and received team's Defensive MVP award as a senior in 2019
• Played in and started all 12 games in 2018 and finished season with 52 tackles, 10.5 tackles for loss, 6.0 sacks and two forced fumbles
• Started all 12 games as a sophomore in 2017 and finished the year with 48 tackles, 5.0 sacks and six passes defensed
• Recorded 19 tackles as a freshman in 2016

PERSONAL

• Graduated from Bishop Shanahan (Downington, Pa.) High School and earned first-team all-state as a senior
• Son of Douglas, who played college football at West Virginia, and Tina Costin

REGULAR SEASON STATISTICS

YEAR	TEAM	GP/GS	TKL	SOLO	ASST	SACKS	FF	FR	PD	TFL
2020	JAX	6/3	14	4	10	0.0	0	0	1	1
NFL totals: 1 yr.		**6/3**	**14**	**4**	**10**	**0.0**	**0**	**0**	**1**	**1**

2020 GAME-BY-GAME STATISTICS

DATE	OPP	TKL	SOLO	ASST	SACKS	FF	FR	PD	TFL
09/13	vs. Indianapolis				Inactive				
09/20	at Tennessee				Inactive				
09/24	vs. Miami				Inactive				
10/04	at Cincinnati	2	2	0	0.0	0	0	0	1
10/11	at Houston	1	0	1	0.0	0	0	0	0
10/18	vs. Detroit	4	2	2	0.0	0	0	0	0
10/25	at L.A. Chargers	3	0	3	0.0	0	0	0	0
	BYE WEEK								
11/08	vs. Houston	2	0	2	0.0	0	0	0	0
11/15	at Green Bay				Inactive				
11/22	vs. Pittsburgh	2	0	2	0.0	0	0	1	0
11/29	vs. Cleveland								
12/06	at Minnesota								
12/13	vs. Tennessee								
12/20	at Baltimore								
12/27	vs. Chicago								
01/03	at Indianapolis								
2020 totals:		**14**	**4**	**10**	**0.0**	**0**	**0**	**1**	**1**

31



NATHAN COTTRELL

POSITION: RUNNING BACK
HT: 5-11 | **WT:** 193 | **DOB:** 8-2-1996
COLLEGE: GEORGIA TECH
HOMETOWN: KNOXVILLE, TENNESSEE
ACQ: ROOKIE FREE AGENT 2020
EXP: ROOKIE

@cottrellnathan31

TRANSACTIONS

Originally signed as a rookie free agent on 4/28/20 ... Waived on 9/5/20 ... Signed by Jacksonville to the practice squad on 9/6/20

PRO (GAMES PLAYED/STARTED - 2/0)

2020 (w/ JAX - 2/0)

- Rookie free agent who spent training camp with the Jaguars before joining the team's practice squad
  - **9/13 vs. IND:** Designated as a protected practice squad player and was elevated to the active/inactive list on Sept. 12 ... Played 19 snaps on special teams and one snap on offense
  - **11/22 vs. PIT:** Designated as a protected practice squad player and was elevated to the active/inactive list on Nov. 21 ... Played 25 snaps on special teams

COLLEGE (AT GEORGIA TECH, 2016-19)

- Appeared in 47 games at Georgia Tech and tallied 82 rushing attempts for 654 yards and four TDs and caught six passes for 72 yards
- Also returned 23 kickoffs for 469 yards (20.4 yards per return)

PERSONAL

- Named all-region running back and returner of the year at Knoxville West (Knoxville, Tenn.) High School
- Finished with school-record 5,594 yards and 63 total TDs, including one passing TD

REGULAR SEASON STATISTICS

			RUSHING					RECEIVING				
YEAR	TEAM	GP/GS	NO	YDS	AVG	LG	TD	NO	YDS	AVG	LG	TD
2020	JAX	2/0	0	0	0.0	0	0	0	0	0.0	0	0
NFL totals: 1 yr.		**1/0**	**0**	**0**	**0.0**	**0**	**0**	**0**	**0**	**0.0**	**0**	**0**

2020 GAME-BY-GAME STATISTICS

		RUSHING					RECEIVING				
DATE	OPP	NO	YDS	AVG	LG	TD	NO	YDS	AVG	LG	TD
09/13	vs. IND	0	0	0.0	0	0	0	0	0.0	0	0
09/20	at TEN	Practice squad									
09/24	vs. MIA	Practice squad									
10/04	at CIN	Practice squad									
10/11	at HOU	Practice squad									
10/18	vs. DET	Practice squad									
10/25	at LAC	Practice squad									
	BYE WEEK										
11/08	vs. HOU	Practice squad									
11/15	at G.B.	Practice squad									
11/22	vs. PIT	0	0	0.0	0	0	0	0	0.0	0	0
11/29	vs. CLE										
12/06	at MIN										
12/13	vs. TEN										
12/20	at BAL										
12/27	vs. CHI										
01/03	at IND										
2020 totals:		**0**	**0**	**0.0**	**0**	**0**	**0**	**0**	**0.0**	**0**	**0**

87

TYLER DAVIS

POSITION: TIGHT END
HT: 6-4 | **WT:** 252 | **DOB:** 4-2-1997
COLLEGE: GEORGIA TECH
HOMETOWN: NORTH BELLMORE, NEW YORK
ACQ: SIXTH ROUND (206TH) OF 2020 NFL DRAFT
EXP: ROOKIE

@Tyler_Davis9

OVERVIEW

Originally drafted by Jacksonville in the sixth round (206th overall) of the 2020 draft

PRO (GAMES PLAYED/STARTED - 6/0)

2020 (w/ JAX - 6/0)

- **9/13 vs. IND:** Inactive
- **9/20 at TEN:** Inactive
- **9/24 vs. MIA:** Made his NFL debut at tight end and on special teams
- **10/4 at CIN:** Saw action at tight end and on special teams
- **10/11 at HOU:** Saw action at tight end and on special teams
- **10/18 vs. DET:** Saw action at tight end and on special teams
- **10/25 at LAC:** Inactive
- **11/8 vs. HOU:** Saw action on special teams
- **11/15 at G.B.:** Saw action on special teams
- **11/22 vs. PIT:** Inactive

COLLEGE (AT GEORGIA TECH, 2019; UCONN, 2016-18)

- Transferred as a graduate student from Connecticut to Georgia Tech and played for the Yellow Jackets in 2019
- Played in 12 games and made 11 starts at Georgia Tech, ranking third among all Yellow Jacket pass catchers with 17 receptions for 148 yards and one TD
- Played in 36 games with UConn and amassed 47 receptions for 500 yards and seven TDs
- Began his career as a quarterback prior to switching to tight end ... Utilized on trick plays and completed three passes for 58 yards

PERSONAL

- Played quarterback at Mepham (Bellmore, N.Y.) High School and threw for 1,092 yards and 13 TDs as a senior, while rushing for 1,553 yards and 22 TDs
- Earned a bachelor's degree in financial management at Connecticut and aspires for a career on Wall Street after football
- Father, **Steve**, worked in the music industry with a record label and Tyler grew up playing the drums
- Models his game after Chiefs Pro Bowl TE **Travis Kelce**

REGULAR SEASON RECEIVING STATISTICS

YEAR	TEAM	GP/GS	REC	YDS	AVG.	LG	TD
2020	JAX	6/0	0	0	-	-	0
NFL totals: 1 yr.		**6/0**	**0**	**0**	**-**	**-**	**0**

2020 GAME-BY-GAME STATISTICS

DATE	OPP	REC	YDS	AVG.	LG	TD
09/13	vs. Indianapolis			Inactive		
09/20	at Tennessee			Inactive		
09/24	vs. Miami	0	0	-	-	0
10/04	at Cincinnati	0	0	-	-	0
10/11	at Houston	0	0	-	-	0
10/18	vs. Detroit	0	0	-	-	0
10/25	at L.A Chargers			Inactive		
	BYE WEEK					
11/08	vs. Houston	0	0	-	-	0
11/15	at Green Bay	0	0	-	-	0
11/22	vs. Pittsburgh			Inactive		
11/29	vs. Cleveland					
12/06	at Minnesota					
12/13	vs. Tennessee					
12/20	at Baltimore					
12/27	vs. Chicago					
01/03	at Indianapolis					
2020 totals:		**0**	**0**	**-**	**-**	**0**

NOTE THE QUOTES: ON TE TYLER DAVIS

"Here's a guy that has a great skill set. He was a quarterback coming out of high school and was at Connecticut and transferred to Georgia Tech. And I've got a kid that I coached when I was at Georgia Tech, went back and he's a line coach there and loves him. A couple of other people: Corey Edsall, Randy Edsall's son, was at Connecticut when he was there; we texted, [and he] really loved the kid. So I'm excited. He has a great opportunity in front of him. He has the ability to do it, and we'll see if he's good enough."

- HC **Doug Marrone**

"The first thing [about Tyler] is toughness. There's also work ethic, intangibles, character, all of those things he has at a ridiculously high level. He has position flexibility. He can play an end of the line tight end, he can play H-back, fullback, slot receiver, and the other piece that is a huge priority is his ability to play special teams. He understands the importance of playing special teams at a very high level. I know Coach [Doug] Marrone, and I know he will love Tyler like we do."

"I've had a lot of great players go to the NFL. I was the defensive coordinator at Florida when we had a great run of draft picks and I think this was one of the ones where I shed a tear as well when Tyler got drafted because I know the level of investment and the level of care that Tyler puts into everything that he does."

- Georgia Tech HC **Geoff Collins**

"I've only played [tight end] for four years and playing quarterback my whole life definitely gave me a good foundation to build off of but just these past two seasons, especially looking back on my performance and grading myself pretty harshly, you could see the strides that I'm making every single year ... I'm just scratching the surface and I think that obviously being a tight end now and a quarterback in the past definitely helped me out. But now to be able to work with [Jacksonville Tight Ends Coach] Coach Middleton and to work in [Jacksonville Offensive Coordinator] Coach Gruden's offense, I feel like my development is only going to keep getting better."

- TE **Tyler Davis**

88

TYLER EIFERT

PRO BOWL 2015

POSITION: TIGHT END
HT: 6-6 | **WT:** 255 | **DOB:** 9-8-1990
COLLEGE: NOTRE DAME
HOMETOWN: FORT WAYNE, INDIANA
ACQ: UNRESTRICTED FREE AGENT (CIN) 2020
EXP: 8TH YEAR

@TylerEifert

@TylerEifert

TRANSACTIONS

Originally drafted by Cincinnati in the first round (21st overall) of the 2013 draft ... Signed by Jacksonville as an unrestricted free agent on 3/30/20

PRO (GAMES PLAYED/STARTED - 68/39, 2/1)

- Eighth-year tight end who has appeared in 68 games with 39 starts in addition to two postseason contests
- Spent first eight years in Cincinnati before joining Jacksonville prior to the 2020 season
- Career totals include 204 receptions for 2,340 yards (11.5 avg.) and 25 TDs
- Posted career-high numbers in 2015 with 52 catches for 615 yards and 13 TDs en route to his first career Pro Bowl appearance

2020 (w/ JAX - 9/2)

- **9/13 vs. IND:** Posted one reception for 8 yards in Jaguars debut
- **9/20 at TEN:** Started at tight end and recorded three receptions for 36 yards, including a 19-yard TD reception, his first with the Jaguars
- **9/24 vs. MIA:** Caught two passes for 11 yards
- **10/4 at CIN:** Started at tight end and had two receptions for 22 yards
- **10/11 at HOU:** Saw action at tight end and posted three receptions for 16 yards
- **10/18 vs. DET:** Saw action at tight end before exiting the game with a neck injury
- **10/25 at LAC:** Inactive (neck)
- **11/8 vs. HOU:** Posted a season-high four receptions for 48 yards
- **11/15 at G.B.:** Gathered two receptions for 15 yards
- **11/22 vs. PIT:** Posted two receptions for 32 yards

2019 (w/ CIN - 16/4)

Played in all 16 games for the first time in his career ... Posted 43 receptions for 436 yards and three TDs

- **12/22 at MIA:** Caught a 2-point conversion to cut Miami's lead to 8 with 29 seconds remaining and then a 25-yard game-tying TD as time expired that sent the game to OT

2018 (w/ CIN - 4/2)

Appeared in the first four games of the season, recording 15 catches for 179 yards and one TD before suffering a season-ending ankle injury in Week 4

2017 (w/ CIN - 2/1)

Played in two games before being placed on injured reserve on Oct. 12 with a back injury

2016 (w/ CIN - 8/2)

Missed the preseason and first six games of the season to recover from a back injury incurred in the preceding year's Pro Bowl ... Played in Weeks 7-14 and logged 29 receptions for 394 yards and five TDs

- **10/30 vs. WAS:** Posted nine receptions for 102 yards and one TD and converted a pair of third downs
- **11/14 at NYG:** Led team with 96 receiving yards, and his three catches included a career-long 71-yard scamper to set up a first quarter TD

2015 (w/ CIN - 13/12, 1/1)

Played in 13 games with 12 starts and started in the team's AFC Wild Card game ... Had 52 receptions for 615 yards and 13 TDs, all career highs, en route to his first career Pro Bowl appearance ... His 13 TDs were the most ever by a Bengals tight end ... Recipient of the team's Ed Block Courage Award, which honors players who "demonstrate commitment to the values of sportsmanship and courage"

- **9/13 at OAK:** Led the team with nine catches for 104 yards and two TDs
- **10/11 vs. SEA:** Posted eight receptions for 90 yards and two TDs, including a diving, fingertip catch that set up the game-tying FG
- **11/5 vs. CLE:** Recorded three receiving TDs, tying a franchise record for TDs in a game by a tight end

2014 (w/ CIN - 1/1)

Started in the team's season opener before suffering an elbow injury and being placed on injured reserve

2013 (w/ CIN - 15/15, 1/0)

Finished rookie season with 39 catches for 445 yards and two TDs

- **10/20 at DET:** Scored his first NFL TD on a 32-yard reception

COLLEGE (AT NOTRE DAME, 2009-12)

- Played four seasons with the Fighting Irish and started every game as a junior and senior
- His 140 catches were most in school history for a tight end ... Also tallied 1,840 career receiving yards with 11 TDs
- Winner of the 2012 John Mackey Award, given annually to the the nation's top college tight end ... Was also voted First-Team All-American by Pro Football Weekly
- Served as a team captain in 2012

PERSONAL

- Attended Bishop Dwenger (Ind.) High School, where he helped lead team to a 14-1 record as a senior, posting 41 catches for 682 yards and 10 TDs and added 97 tackles with four INTs
- Father (Greg) and brother (Grady) played basketball at Purdue
- Married to Rachael in 2020 offseason
- Has three dogs: Jameson, Tank and Arya
- Enjoys fishing, golfing and hunting
- Played the stadium course at TPC Sawgrass after signing his contract

REGULAR SEASON RECEIVING STATISTICS

YEAR	TEAM	GP/GS	REC	YDS	AVG.	LG	TD
2013	CIN	15/15	39	445	11.4	61	2
2014	CIN	1/1	3	37	12.3	20	0
2015	CIN	13/12	52	615	11.8	31	13
2016	CIN	8/2	29	394	13.6	71	5
2017	CIN	2/1	4	46	11.5	22	0
2018	CIN	4/2	15	179	11.9	29	1
2019	CIN	16/4	43	436	10.1	27	3
2020	JAX	9/2	19	188	9.9	19	1
NFL totals: 8 yrs.		**68/39**	**204**	**2,340**	**11.5**	**71**	**25**

Single Game Career Highs

Receptions:
9 (two times; last: 10/30/16 vs. WAS)

Receiving yards:
104 (9/13/15 at OAK)

Longest reception:
71 (11/14/16 at NYG)

Touchdowns:
3 (11/5/15 vs. CLE)

POSTSEASON RECEIVING STATISTICS

YEAR	TEAM	GP/GS	REC	YDS	AVG.	LG	TD
2013	CIN	1/0	0	0	-	-	0
2014	CIN	0/0			Did not play		
2015	CIN	1/1	5	58	11.6	18	0
NFL totals: 7 yrs.		**2/1**	**5**	**58**	**11.6**	**18**	**0**

2020 GAME-BY-GAME STATISTICS

DATE	OPP	REC	YDS	AVG.	LG	TD
09/13	vs. Indianapolis	1	8	8.0	8	0
09/20	at Tennessee	3	36	12.0	19	1
09/24	vs. Miami	2	11	5.5	6	0
10/04	at Cincinnati	2	22	11.0	13	0
10/11	at Houston	3	16	5.3	13	0
10/18	vs. Detroit	0	0	0.0	0	0
10/25	at L.A Chargers			Inactive (neck)		
	BYE WEEK					
11/08	vs. Houston	4	48	12.0	17	0
11/15	at Green Bay	2	15	7.5	8	0
11/22	vs. Pittsburgh	2	32	13.0	17	0
11/29	vs. Cleveland					
12/06	at Minnesota					
12/13	vs. Tennessee					
12/20	at Baltimore					
12/27	vs. Chicago					
01/03	at Indianapolis					
2020 totals:		**19**	**188**	**9.9**	**19**	**1**

99

DANIEL EKUALE

POSITION: DEFENSIVE TACKLE
HT: 6-3 | **WT:** 276 | **DOB:** 1-3-1994
COLLEGE: WASHINGTON STATE
HOMETOWN: PAGO PAGO, AMERICAN SAMOA
ACQ: PRACTICE SQUAD (JAX) 2020
EXP: 2ND YEAR

@tanielu_ekuale

@danielekuale96

OVERVIEW

Originally signed Cleveland as a rookie free agent on 5/4/18 ... Waived on 9/1/18 ... Signed by Cleveland to the practice squad on 9/2/18 ... Waived on 12/6/18 ... Signed by Cleveland on 1/2/19 ... Waived by Cleveland on 9/5/20 ... Signed by Jacksonville to the practice squad on 9/8/20 ... Promoted to the 53-man roster on 9/28/20 ... ***Pronounced Eee-qwall-lay***

PRO (GAMES PLAYED/STARTED - 10/0)

• Second-year defensive tackle has spent time in Cleveland and on the practice squad in Jacksonville

2020 (w/ JAX - 3/0)

- **9/13 vs. IND:** Practice squad
- **9/20 at TEN:** Practice squad
- **9/24 vs. MIA:** Practice squad
- **10/4 at CIN:** Inactive (ankle)
- **10/11 at HOU:** Inactive (ankle)
- **10/18 vs. DET:** Inactive
- **10/25 at LAC:** Inactive
- **11/8 vs. HOU:** Saw action on defense and special teams
- **11/15 at G.B.:** Saw action on defense and special teams
- **11/22 vs. PIT:** Saw action at defensive tackle and assisted on one tackle

2019 (w/ CLE - 7/0)

Played in seven games, tallying four tackles (three solo) before being placed on Reserve/Injured because of a calf injury

2018 (w/ CLE - 0/0)

Spent the majority of his rookie season on the practice squad in Cleveland

COLLEGE (AT WASHINGTON STATE, 2013-17)

• Appeared in 51 games (22 starts), totaling 71 career tackles, 3.0 sacks and two forced fumbles
• Played in all 13 games with 12 starts as a senior, recording 17 tackles, 1.0 sack and a forced fumble
• Started in nine of 13 games as a junior in 2016, recording a career-high 23 tackles and a sack

PERSONAL

• Given name is Tanielu Ekuale
• Attended Nuuuli Technical High School

REGULAR SEASON STATISTICS

YEAR	TEAM	GP/GS	TKL	SOLO	ASST	SACKS	FF	FR	PD	TFL
2019	CLE	7/0	4	3	1	0.0	0	0	0	0
2020	JAX	3/0	1	0	1	0.0	0	0	0	0
NFL totals:		**10/0**	**5**	**3**	**2**	**0.0**	**0**	**0**	**0**	**0**

2020 GAME-BY-GAME STATISTICS

DATE	OPP	TKL	SOLO	ASST	SACKS	FF	FR	PD	TFL
09/13	vs. Indianapolis				Practice squad				
09/20	at Tennessee				Practice squad				
09/24	vs. Miami				Practice squad				
10/04	at Cincinnati				Inactive				
10/11	at Houston				Inactive				
10/18	vs. Detroit				Inactive				
10/25	at L.A. Chargers				Inactive				
	BYE WEEK								
11/08	vs. Houston	0	0	0	0.0	0	0	1	0
11/15	at Green Bay	0	0	0	0.0	0	0	0	0
11/22	vs. Pittsburgh	1	0	1	0.0	0	0	0	0
11/29	vs. Cleveland								
12/06	at Minnesota								
12/13	vs. Tennessee								
12/20	at Baltimore								
12/27	vs. Chicago								
01/03	at Indianapolis								
2020 totals:		**1**	**0**	**1**	**0.0**	**0**	**0**	**1**	**0**

86



BEN ELLEFSON

POSITION: TIGHT END
HT: 6-3 | **WT:** 250 | **DOB:** 9-1-1996
COLLEGE: NORTH DAKOTA STATE
HOMETOWN: HAWLEY, MINNESOTA
ACQ: ROOKIE FREE AGENT 2020
EXP: ROOKIE

@ben.ellefson

TRANSACTIONS

Originally signed as a rookie free agent on 4/28/20 ... Waived on 9/5/20 ... Signed by Jacksonville to the practice squad on 9/6/20 ... Promoted to the 53-man active roster on 10/22/20

PRO (GAMES PLAYED/STARTED - 6/3)

2020 (w/ JAX - 6/3)

Rookie free agent who spent training camp with the Jaguars before joining the team's practice squad ... Promoted to the 53-man active roster on Oct. 22

- **9/13 vs. IND:** Designated as a protected practice squad player and was elevated to the active/inactive list on 9/12 ... Saw action at tight end and on special teams
- **9/20 at TEN:** Designated as a protected practice squad player and was elevated to the active/inactive list on 9/19 ... Started at tight end and saw action on special teams
- **10/25 at LAC:** Saw action at tight end, converting a 2-point conversation attempt on a pass from QB **Gardner Minshew II**
- **11/8 vs. HOU:** Started at tight end and saw action on special teams
- **11/15 at G.B.:** Saw action at tight end and on special teams
- **11/22 vs. PIT:** Started at tight end and caught one pass, the first of his career, for 10 yards

COLLEGE (AT NORTH DAKOTA STATE, 2016-19)

- Posted 35 catches for 463 yards over 59 career games, including 30 starts at tight end
- Including his redshirt year, part of five conference championship teams, four FCS national championships and went 70-5 throughout his career
- Named Second Team All-American by the AFCA and Fourth Team All-American by Phil Steele after catching 15 passes for 199 yards and five TDs as a senior in 2019

PERSONAL

- Attended Hawley (Minnesota) High School and led the team to a 41-6 record and three state tournaments in four seasons
- Son of Randy and Kara Ellefson

REGULAR SEASON RECEIVING STATISTICS

YEAR	TEAM	GP/GS	REC	YDS	AVG.	LG	TD
2020	JAX	6/3	1	10	10.0	10	0
NFL totals: 1 yr.		**6/3**	**1**	**10**	**10.0**	**10**	**0**

2020 GAME-BY-GAME STATISTICS

DATE	OPP	REC	YDS	AVG.	LG	TD
09/13	vs. Indianapolis	0	0	0.0	0	0
09/20	at Tennessee	0	0	0.0	0	0
09/24	vs. Miami			Practice squad		
10/04	at Cincinnati			Practice squad		
10/11	at Houston			Practice squad		
10/18	vs. Detroit			Practice squad		
10/25	at L.A Chargers	0	0	0.0	0	0
	BYE WEEK					
11/08	vs. Houston	0	0	0.0	0	0
11/15	at Green Bay	0	0	0.0	0	0
11/22	vs. Pittsburgh	1	10	10.0	10	0
11/29	vs. Cleveland					
12/06	at Minnesota					
12/13	vs. Tennessee					
12/20	at Baltimore					
12/27	vs. Chicago					
01/03	at Indianapolis					
2020 totals:		**1**	**10**	**10.0**	**10**	**0**

43



JOE GILES-HARRIS

POSITION: LINEBACKER
HT: 6-2 | **WT:** 234 | **DOB:** 4-1-1997
COLLEGE: DUKE
HOMETOWN: NYACK, NEW YORK
ACQ: PRACTICE SQUAD (JAX) 2019
EXP: 2ND YEAR

@Joe_Giles_Harris44

TRANSACTIONS

Signed by Jacksonville as an undrafted rookie on 5/10/19 ... Released by Jacksonville on 9/3/19 ... Signed by Jacksonville to the practice squad on 9/5/19 ... Promoted to Jacksonville's 53-man roster on 10/21/19 ... Released by Jacksonville on 11/2/19 ... Signed by Jacksonville to the practice squad on 11/5/19 ... Promoted to Jacksonville's 53-man roster on 12/5/19 ... Released on 9/5/20 ... Signed by Jacksonville to the practice squad on 9/6/20 ... Promoted to the 53-man active roster on 11/21/20... Pronounced ***JILES-HARRIS***

PRO (GAMES PLAYED/STARTED - 8/0)

• Second-year linebacker who played in five games during his rookie season

2020 (w/ JAX - 3/0)

Had spent the season on Jacksonville's practice squad before being promoted to the 53-man roster on Nov. 21

- **11/8 vs. HOU:** Designated as a protected practice squad player and was elevated to the active/inactive list on Nov. 7 ... Saw action at linebacker and on special teams
- **11/15 at G.B.:** Designated as a protected practice squad player and was elevated to the active/inactive list on Nov. 14 ... Saw action on special teams
- **11/22 vs. PIT:** Saw action on special teams and made one tackle

2019 (w/ JAX - 5/0)

Totaled three special teams tackles in five appearances during his rookie campaign ... Spent Weeks 1-7 on the team's practice squad before being activated to the 53-man roster on Oct. 21 ... Was released and re-signed by Jacksonville to the practice squad on Nov. 5 ... Activated to Jacksonville's 53-man roster on Dec 5 prior to Week 14

- **10/27 vs. NYJ:** Made his NFL debut on defense and special teams
- **12/8 vs. LAC:** Notched two special teams tackles
- **12/29 vs. IND:** Posted one tackle

COLLEGE (AT DUKE, 2015-18)

• Started all 34 games in which he appeared at Duke, registering 312 tackles, 9.5 sacks and two INTs
• Became the 20th Duke player in history to reach 300 tackles
• Voted a team captain in 2018 and registered 80 tackles and two passes defensed, earning first-team All-ACC honors
• Earned First-Team All-ACC and Third-Team All-American honors by CBS Sports in 2017 after totaling a team-high 125 tackles and career-high 4.5 sacks
• Recorded 107 tackles as a sophomore in 2016
• Finished second in the voting for ACC Defensive Rookie of the Year in 2015

PERSONAL

• Attended St. Josh Regional (Nyack, N.Y.) High School and received first-team all-conference, all-state and all-metro honors as a senior after posting 95 tackles, four INTs and 3.0 sacks
• Father, **John Harris**, lettered three seasons (1984-85-86) in football at Southern Connecticut
• Older brother, William, lettered four seasons (2009-12) as a linebacker at Gannon University
• Younger brother, J.T., is a starter on the Duke lacrosse team

REGULAR SEASON STATISTICS

YEAR	TEAM	GP/GS	TKL	SOLO	ASST	SACKS	FF	FR	PD	INT
2019	JAX	5/0	0	0	0	0.0	0	0	0	0
2020	JAX	3/0	0	0	0	0.0	0	0	0	0
NFL totals: 2 yrs.		**8/0**	**0**	**0**	**0**	**0.0**	**0**	**0**	**0**	**0**

Additional statistics: four special teams tackles

Single Game Career Highs

Special teams tackles:
2 (12/8/19 vs. LAC)

2020 GAME-BY-GAME STATISTICS

DATE	OPP	TKL	SOLO	ASST	SACKS	FF	FR	PD	TFL	INT
09/13	vs. Indianapolis			Practice squad						
09/20	at Tennessee			Practice squad						
09/24	vs. Miami			Practice squad						
10/04	at Cincinnati			Practice squad						
10/11	at Houston			Practice squad						
10/18	vs. Detroit			Practice squad						
10/25	at L.A. Chargers			Practice squad						
	BYE WEEK									
11/08	vs. Houston	0	0	0	0.0	0	0	0	0	0
11/15	at Green Bay	0	0	0	0.0	0	0	0	0	0
11/22	vs. Pittsburgh	0	0	0	0.0	0	0	0	0	0
11/29	vs. Cleveland									
12/06	at Minnesota									
12/13	vs. Tennessee									
12/20	at Baltimore									
12/27	vs. Chicago									
01/03	at Indianapolis									
2020 totals:		**0**	**0**	**0**	**0.0**	**0**	**0**	**0**	**0**	**0**

Additional statistics: one special teams tackle

2

MIKE GLENNON

POSITION: QUARTERBACK
HT: 6-7 | **WT:** 225 | **DOB:** 12-12-1989
COLLEGE: NORTH CAROLINA STATE
HOMETOWN: FAIRFAX COUNTY, VIRGINIA
ACQ: FREE AGENT 2020
EXP: 8TH YEAR

@Mike_Glennon

@MikeGlennon8

TRANSACTIONS

Originally drafted by Tampa Bay in the third round (73rd overall) of the 2013 Draft ... Signed by Chicago as an unrestricted free agent on 3/16/18 ... Waived on 3/14/18 ... Signed by Arizona as a free agent on 3/16/18 ... Signed by Oakland as an unrestricted free agent on 3/22/19 ... Signed by Jacksonville as a free agent on 5/12/20

PRO (GAMES PLAYED/STARTED - 29/22)

- Veteran quarterback, who has played in Tampa Bay, Chicago, Arizona and Oakland enters his eighth NFL season and his first in Jacksonville
- Career totals include 5,163 yards and 36 TDs on 488 of 801 passing

2020 (w/ JAX - 0/0)

- **9/13 vs. IND:** Active but did not play
- **9/20 at TEN:** Active but did not play
- **9/24 vs. MIA:** Active but did not play
- **10/4 at CIN:** Active but did not play
- **10/11 at HOU:** Active but did not play
- **10/18 vs. DET:** Active but did not play
- **10/25 at LAC:** Active but did not play
- **11/8 vs. HOU:** Active but did not play
- **11/15 at G.B.:** Active but did not play
- **11/22 vs. PIT:** Active but did not play

2019 (w/ OAK - 2/0)

Served as the Raiders' back-up quarterback in two games (**10/20 at G.B.** and **11/24 at NYJ**) and was 6 of 10 for 56 yards and one TD

2018 (w/ ARI - 2/0)

Appeared in two games (**12/16 at ATL** and **12/23 vs. LAR**) as the Cardinals' back-up quarterback and threw for 174 passing yards and one TD for a passer rating of 112.0

2017 (w/ CHI - 4/4)

Started in all four games in which he appeared and finished with 833 passing yards on 93 of 140 attempts with four TDs ... Threw a TD pass in all four starts and completed more than 66 percent of his pass attempts

2016 (w/ T.B. - 2/0)

Appeared in two games serving as the team's back-up quarterback and totaled 75 yards on 10 of 11 passing and one TD

2015 (w/ T.B. - 0/0)

Was active for all 16 games but did not play

2014 (w/ T.B. - 6/5)

Played in six games with five starts and registered 1,417 passing yards on 117 of 203 attempts with 10 TDs, earning an 83.3 passer rating

- **10/12 vs. BAL:** Threw for a career-high 314 yards on 24 of 44 passing with two TDs

2013 (w/ T.B. - 13/13)

Started all 13 games in which he appeared and completed 247 of 416 attempts for 2,608 yards with 19 TDs for a 83.9 passer rating ... Named to PFWA's, ProFootballFocus.com's and ESPN's all-rookie teams ... Became the first rookie in NFL history to throw for at least one TD in each of his first eight career starts and just the fourth rookie in NFL history to post two games with a passer rating of 137.0 or higher

- **11/17 vs. ATL:** Threw for 231 yards on 20 of 23 attempts (87 percent) for two TDs, earning a 137.5 passer rating ... His 87.0 completion percentage ranked as the second-best single-game mark in the NFL that season and the second-highest in club history

COLLEGE (AT NORTH CAROLINA STATE, 2009-12)

- Played in 36 games with 26 starts in four seasons in Raleigh, N.C.
- Career totals included 7,411 passing yards on 646 of 1,069 attempts and 63 TDs
- Joined **Phillip Rivers** as the only players in school history to throw for 4,000-plus yards in a single season in 2012

PERSONAL

- Attended Westfield High School in Fairfax County, Va.
- Rated the No. 3 quarterback in the nation by Rivals.com and ESPN.com
- Named 2007 Gatorade Player of the Year in Virginia
- Brother, Sean, played quarterback at Virginia Tech from 2004-08
- He and his wife, Jessica, have two sons: Brady and Austin

REGULAR SEASON PASSING STATISTICS

YEAR	TEAM	P/S	COMP	ATT	PCT	YDS	AVG	TD	INT	SK	RTG
2013	T.B.	13/13	247	416	59.4	2,608	6.3	19	9	40	83.9
2014	T.B.	6/5	117	203	57.6	1,417	7.0	10	6	16	83.3
2015	T.B.	Active but did not play									
2016	T.B.	2/0	10	11	90.9	75	6.8	1	0	0	125.4
2017	CHI	4/4	93	140	66.4	833	6.0	4	5	8	76.9
2018	ARI	2/0	15	21	71.4	174	8.3	1	0	1	112.0
2019	OAK	2/0	6	10	60.0	56	5.6	1	0	0	108.7
2020	JAX	0/0	0	0	-	0	-	0	0	0	0.0
NFL totals: 8 yrs.		**29/22**	**488**	**801**	**60.9**	**5,163**	**6.4**	**36**	**20**	**65**	**84.3**

2020 GAME-BY-GAME PASSING STATISTICS

DATE	OPP	P/S	COMP	ATT	PCT	YDS	AVG	TD	INT	SK	RTG
09/13	vs. IND	Active but did not play									
09/20	at TEN	Active but did not play									
09/24	vs. MIA	Active but did not play									
10/04	at CIN	Active but did not play									
10/11	at HOU	Active but did not play									
10/18	vs. DET	Active but did not play									
10/25	at LAC	Active but did not play									
	BYE WEEK										
11/08	vs. HOU	Active but did not play									
11/15	at G.B.	Active but did not play									
11/22	vs. PIT	Active but did not play									
11/29	vs. CLE										
12/06	at MIN										
12/13	vs. TEN										
12/20	at BAL										
12/27	vs. CHI										
01/03	at IND										
2020 totals:		**0/0**	**0**	**0**	**-**	**0**	**-**	**0**	**0**	**0**	**0.0**

96



ADAM GOTSIS

POSITION: DEFENSIVE END
HT: 6-4 | **WT:** 287 | **DOB:** 9-23-1992
COLLEGE: GEORGIA TECH
HOMETOWN: MELBOURNE, AUSTRALIA
ACQ: FREE AGENT 2020
EXP: 5TH YEAR

@gotsis96

@AdamGotsis

OVERVIEW

Originally drafted by Denver in the second round (63rd overall) of the 2016 NFL Draft ... Signed by Jacksonville on 8/2/20 ... Pronounced ***GOT-sis***

PRO (GAMES PLAYED/STARTED - 67/37)

• Fifth-year defensive end spent the first four seasons of his career in Denver before signing with Jacksonville in August
• Career totals include 130 tackles (80 solo), 14 passes defensed, 13 tackles for loss, 5.0 sacks, three fumble recoveries and two forced fumbles
• Became the highest-drafted Australian-born player in NFL history
• Competed in Australian Rules Football for eight years before playing American Rules Football for the Monash Warrios in Melbourne, Victoria, Australia.

2020 (w/ JAX - 10/9)

• **9/13 vs. IND:** Started at defensive end and tallied three tackles in his Jaguars debut
• **9/20 at TEN:** Started at defensive end and recorded four tackles (three solo), including one tackle for loss
• **9/24 vs. MIA:** Started at defensive end and made two tackles, including one tackle for loss
• **10/4 at CIN:** Started at defensive end and saw action on special teams
• **10/11 at HOU:** Saw action at defensive end and collected two tackles
• **10/18 vs. DET:** Started at defensive end and posted two tackles, including one tackle for loss, and one pass defensed
• **10/25 at LAC:** Started at defensive end and tallied one tackle for loss
• **11/15 at G.B.:** Started at defensive end and posted a season-high five tackles
• **11/22 vs. PIT:** Started at defensive end, assisting on one tackle and recording one QB hit

2019 (w/ DEN - 9/3)

Appeared in nine games with three starts before missing the last three contests due to a knee injury

2018 (w/ DEN - 16/12)

Played in all 16 games and registered 38 tackles (25 solo), six passes defensed and 3.0 sacks
• **12/15 vs. CLE:** Tied a career high with six tackles, including a strip sack and a fourth-down tackle for loss in the fourth quarter

2017 (w/ DEN - 16/13)

Totaled 41 tackles (28 solo), four passes defensed and 2.0 sacks
• **9/17:** Earned his first NFL start and made four tackles

2016 (w/ DEN - 16/0)

Tallied 14 tackles (five solo), one pass defensed and one fumble recovery in his rookie season

COLLEGE (AT GEORGIA TECH, 2012-15)

• Appeared in 48 games (37 starts), totaling 110 tackles (69 solo), 12.5 sacks, two INTs, two fumble recoveries and four blocked kicks
• Named to the All-ACC Second Team by both the media and coaches as a junior

PERSONAL

• Attended Kew High School in Abbotsford, Victoria, Australia
• Competed in Australian Rules Football for eight years before playing American Rules Football in the Gridiron Victoria (club league with 13 teams across the state of Victoria) for the Monash Warriors in Melbourne

REGULAR SEASON STATISTICS

YEAR	TEAM	GP/GS	TKL	SOLO	ASST	SACKS	FF	FR	PD	TFL
2016	DEN	16/0	14	5	9	0.0	0	1	1	0
2017	DEN	16/13	41	28	13	2.0	0	1	4	4
2018	DEN	16/12	38	25	13	3.0	2	1	6	4
2019	DEN	9/3	16	11	5	0.0	0	0	2	1
2020	JAX	10/9	21	11	10	0.0	0	0	1	4
NFL totals: 5 yrs.		**67/37**	**130**	**80**	**50**	**5.0**	**2**	**3**	**14**	**13**

Single Game Career Highs

Tackles:
6 (two times, last: 12/15/18 vs. CLE)

Sacks:
1.0 (five times, last: 12/24/18 at OAK)

Forced fumbles:
1 (two times, last: 12/15/18 vs. CLE)

Fumble recoveries:
1 (three times, last: 10/7/18 at NYJ)

Passes defensed:
2 (9/9/18 vs. SEA)

2020 GAME-BY-GAME STATISTICS

DATE	OPP	TKL	SOLO	ASST	SACKS	FF	FR	PD	TFL
09/13	vs. Indianapolis	3	1	2	0.0	0	0	0	0
09/20	at Tennessee	4	3	1	0.0	0	0	0	1
09/24	vs. Miami	2	1	1	0.0	0	0	0	1
10/04	at Cincinnati	0	0	0	0.0	0	0	0	0
10/11	at Houston	2	1	1	0.0	0	0	0	0
10/18	vs. Detroit	2	2	0	0.0	0	0	1	1
10/25	at L.A. Chargers	1	0	1	0.0	0	0	0	0
	BYE WEEK								
11/08	vs. Houston	1	1	0	0.0	0	0	0	1
11/15	at Green Bay	5	2	3	0.0	0	0	0	0
11/22	vs. Pittsburgh	1	0	1	0.0	0	0	0	0
11/29	vs. Cleveland								
12/06	at Minnesota								
12/13	vs. Tennessee								
12/20	at Baltimore								
12/27	vs. Chicago								
01/03	at Indianapolis								
2020 totals:		**21**	**11**	**10**	**0.0**	**0**	**0**	**1**	**4**

52

DaVON HAMILTON

POSITION: DEFENSIVE TACKLE
HT: 6-4 | **WT:** 320 | **DOB:** 2-1-1997
COLLEGE: OHIO STATE
HOMETOWN: PICKERINGTON, OHIO
ACQ: THIRD ROUND (73RD) IN 2020 DRAFT
EXP: ROOKIE

@DmHamilton53
@DavonHamilton53

OVERVIEW

Originally drafted by Jacksonville in the third round (73rd overall) in the 2020 draft

PRO (GAMES PLAYED/STARTED - 10/5)

2020 (w/ JAX - 10/5)

- **9/13 vs. IND:** Saw action at defensive tackle and made two solo tackles in his Jaguars debut
- **9/20 at TEN:** Saw action at defensive tackle and made three tackles
- **9/24 vs. MIA:** Saw action at defensive tackle and made two tackles
- **10/4 at CIN:** Saw action at defensive tackle and collected a career-high five tackles
- **10/11 at HOU:** Saw action at defensive tackle and made one tackle
- **10/18 vs. DET:** Earned his first career start at defensive tackle and made two tackles
- **10/25 at LAC:** Started at defensive end and posted a career-high eight tackles, including one tackle for loss, and two quarterback hits
- **11/8 vs. HOU:** Started at nose tackle and made one tackle in addition to his first career fumble recovery
- **11/15 at G.B.:** Started at nose tackle and made four tackles, including his first career sack, and his first career pass defensed
- **11/22 vs. PIT:** Started at nose tackle and assisted on one tackle

COLLEGE (AT OHIO STATE, 2016-19)

- Played in 54 games with 17 starts during four seasons in Columbus, accumulating 21 tackles for loss and 7.0 sacks
- Competed at the 2020 Senior Bowl
- Posted 33 reps on the bench press at the 2020 Combine, the most of any defensive lineman

2019 (graduate senior at Ohio State)

- Started all 14 games to help the Buckeyes secure their third consecutive outright Big Ten title
- Posted career highs with 28 total tackles, including 10.5 tackles for loss and 6.0 sacks, and one forced fumble
- Earned Third-Team All-Big Ten Conference accolades by both the coaches and media
- Recorded three multi-tackle for loss games: **9/21 vs. Miami (Ohio)**, **11/9 vs. Maryland** and **11/30 at Michigan**

HIGH SCHOOL (AT PICKERINGTON H.S., 2012-15)

- Named First-Team Associated Press All-State in 2014 after a 67-tackle, 13-tackle-for-loss season while helping Pickerington to an 11-1 record and into the second round of the state playoffs
- Named the Ohio Capital Conference's Ohio Division Player of the Year and Division I Central District Player of the Year as a senior

PERSONAL

- Son of **Sabrina** and **Damian Hamilton**
- Younger brother, **Ty**, will be a true freshman at Ohio State this year

REGULAR SEASON STATISTICS

YEAR	TEAM	GP/GS	TKL	SOLO	ASST	SACKS	FF	FR	PD	TFL
2020	JAX	10/5	29	13	16	1.0	0	1	1	2
NFL totals: 1 yr.		**10/5**	**29**	**13**	**16**	**1.0**	**0**	**1**	**1**	**2**

2020 GAME-BY-GAME STATISTICS

DATE	OPP	TKL	SOLO	ASST	SACKS	FF	FR	PD	TFL
09/13	vs. Indianapolis	2	2	0	0.0	0	0	0	0
09/20	at Tennessee	3	0	3	0.0	0	0	0	0
09/24	vs. Miami	2	1	1	0.0	0	0	0	0
10/04	at Cincinnati	5	1	4	0.0	0	0	0	0
10/11	at Houston	1	0	1	0.0	0	0	0	0
10/18	vs. Detroit	2	2	0	0.0	0	0	0	0
10/25	at L.A. Chargers	8	4	4	0.0	0	0	0	1
	BYE WEEK								
11/08	vs. Houston	1	0	1	0.0	0	1	0	0
11/15	at Green Bay	4	4	0	1.0	0	0	1	0
11/22	vs. Pittsburgh	1	0	1	0.0	0	0	0	0
11/29	vs. Cleveland								
12/06	at Minnesota								
12/13	vs. Tennessee								
12/20	at Baltimore								
12/27	vs. Chicago								
01/03	at Indianapolis								
2020 totals:		**29**	**13**	**16**	**1.0**	**0**	**1**	**1**	**1**

NOTE THE QUOTES: ON DT DAVON HAMILTON

"You saw him at the Senior Bowl - what he was doing to some people ... He's just a ferocious competitior and he's a great guy and he'll be a great fit for whatever team picks him up."

- Former Ohio State teammate **Jonah Jackson**

"All I can say is that I'm excited for it, to be able to learn and be able to play in the NFL and just be able to contribute to my team ... I'm doing whatever it takes and whatever the team needs me to do. "

- DT **DaVon Hamilton**

Hamilton signed his rookie contract on June 26.

37

TRE HERNDON

POSITION: CORNERBACK
HT: 5-11 | **WT:** 185 | **DOB:** 3-5-1996
COLLEGE: VANDERBILT
HOMETOWN: CHATTANOOGA, TENNESSEE
ACQ: ROOKIE FREE AGENT 2018
EXP: 3RD YEAR

@_423hern

@423hern_

TRANSACTIONS

Originally signed by Jacksonville as an undrafted rookie on 4/30/18

PRO (GAMES PLAYED/STARTED - 37/20)

• Third-year cornerback who has totaled 102 career tackles (84 solo), 16 passes defensed and three INTs

2020 (w/ JAX - 10/6)

- **9/13 vs. IND:** Started at cornerback and made four tackles and one pass defensed
- **9/20 at TEN:** Started at cornerback and registered two tackles
- **9/24 vs. MIA:** Started at cornerback and made five tackles
- **10/4 at CIN:** Started at cornerback and made two tackles
- **10/11 at HOU:** Started at nickel cornerback and made six tackles
- **10/18 vs. DET:** Saw action at nickel cornerback and recorded one pass defensed
- **10/25 at LAC:** Saw action at nickel cornerback and posted five tackles
- **11/8 vs. HOU:** Saw action at nickel cornerback and made four tackles, including his first career sack
- **11/15 at G.B.:** Saw action at nickel corner and collected six tackles, including one tackle for loss
- **11/22 vs. PIT:** Started at cornerback and notched a season-high seven tackles and one pass defensed

2019 (w/ JAX - 16/14)

Appeared in all 16 games, making 14 starts and led the team in both passes defensed (13) and INTs (three) ... Also amassed 54 tackles (41 solo)

- **9/15 at HOU:** Recorded his first career start at cornerback, registering four tackles (three solo) and one pass defensed
- **10/13 vs. N.O.:** Started at left cornerback and posted a game-high and career-high nine tackles (six solo), including one tackle for loss
- **10/27 vs. NYJ:** Started and posted two tackles and the first two INTs of his career ... Became the first Jaguars player since CB **Jalen Ramsey** (11/18/18 vs. PIT) to post multiple INTs in a single game
- **12/22 at ATL:** Started and posted three solo tackles, two passes defensed and one INT

2018 (w/ JAX - 11/0)

Tallied seven tackles (six solo) in 11 appearances

- **9/9 at NYG**: Saw action on special teams and recorded one special teams tackle in his NFL debut

COLLEGE (AT VANDERBILT, 2015-17)

• Played both outside cornerback and nickel back for the Commodores
• Appeared in 48 career games with 36 starts and totaled 126 tackles (93 solo), 25 passes defensed, 2.5 tackles for a loss, 2.0 sacks and two INTs
•Started 29 consecutive games over his sophomore to senior season

PERSONAL

• Three-year starter at East Hamilton (Chattanooga, Tenn.) High School where he helped the Hurricanes to 10-3 record and 5A state playoffs in his senior year
• Named to Chattanooga Times-Free Press' "Best of Preps Team" and sportswriters' First-Team All-State squad
• First football player from East Hamilton High School to sign a SEC scholarship
• Son of Sabrina and **Willie Herndon Jr.**
• Has two dogs, a hound mix named Rambo and an American bull dog named Ali
• Herndon, along with his girlfriend, Teryleanna, donated 10,000 meals to Feeding Northeast Florida to those in need during COVID-19.
• "Really the thought of it all got started going back to my days at Vanderbilt, Herndon said. "I studied sociology and just ever since then, I have grown a passion for [helping out] areas with poverty, people with poverty and low-income areas. Last year, I did an event in my hometown, Chattanooga, Tennessee where I fed a couple hundred people at a soup kitchen. Since then, I have made it a point to try to do something like that every year where I can help out a community that is going through those kind of things. With this virus going on right now and knowing that I am a part of another community, I felt that helping Northeast Florida in any kind of way ... Those who may not be as fortunate to have money for meals and have to use their money for hand sanitizer and other supplies to protect themselves. I felt it was a great opportunity to help out another community that I'm a part of."

REGULAR SEASON STATISTICS

YEAR	TEAM	GP/GS	TKL	SOLO	ASST	SACKS	FF	FR	PD	INT
2018	JAX	11/0	7	6	1	0.0	0	0	0	0
2019	JAX	16/14	54	41	13	0.0	0	0	13	3
2020	JAX	10/6	41	37	4	1.0	0	0	3	0
NFL totals: 3 yrs.		**37/20**	**102**	**84**	**18**	**1.0**	**0**	**0**	**16**	**3**

Additional statistics: Seven special teams tackles: six in 2018, one in 2019

Single Game Career Highs

Tackles:
9 (10/13/19 vs. N.O.)

Passes Defensed:
2 (four times; last: 12/22/19 at ATL)

Interceptions:
2 (10/27/19 vs. NYJ)

2020 GAME-BY-GAME STATISTICS

DATE	OPP	TKL	SOLO	ASST	SACKS	FF	FR	PD	INT
09/13	vs. Indianapolis	4	4	0	0.0	0	0	1	0
09/20	at Tennessee	2	2	0	0.0	0	0	0	0
09/24	vs. Miami	5	5	0	0.0	0	0	0	0
10/04	at Cincinnati	2	2	0	0.0	0	0	0	0
10/11	at Houston	6	6	0	0.0	0	0	0	0
10/18	vs. Detroit	0	0	0	0.0	0	0	1	0
10/25	at L.A. Chargers	5	3	2	0.0	0	0	0	0
	BYE WEEK								
11/08	vs. Houston	4	4	0	1.0	0	0	0	0
11/15	at Green Bay	6	4	2	0.0	0	0	0	0
11/22	vs. Pittsburgh	7	7	0	0.0	0	0	1	0
11/29	vs. Cleveland								
12/06	at Minnesota								
12/13	vs. Tennessee								
12/20	at Baltimore								
12/27	vs. Chicago								
01/03	at Indianapolis								
2020 totals:		**41**	**37**	**4**	**1.0**	**0**	**0**	**3**	**0**

44



MYLES JACK

POSITION: LINEBACKER
HT: 6-1 | **WT:** 244 | **DOB:** 9-3-1995
COLLEGE: UCLA
HOMETOWN: SCOTTSDALE, ARIZONA
ACQ: SECOND ROUND (36TH) OF 2016 DRAFT
EXP: 5TH YEAR

TRANSACTIONS

Originally drafted by Jacksonville in the second round (36th overall) of the 2016 draft utilizing a pick obtained from Baltimore for Jaguars' second (38th overall)- and fifth (146th overall)-round choices ... Signed contract extension with Jacksonville on 9/2/19 ... Placed on reserve/injured by Jacksonville on 12/5/19

PRO (GAMES PLAYED/STARTED - 67/61, 3/3)

• Made his NFL debut in the team's season opener in 2016
• Career totals include 350 tackles, 13 passes defensed, 14 tackles for loss, 6.5 sacks and three INTs

2020 (w/ JAX - 8/8)

Named team captain as voted on by his teammates
• **9/13 vs. IND:** Started at linebacker and finished second on the team with 11 tackles ... Tallied a second-quarter sack on QB **Jacoby Brissett** that stalled an Indianapolis drive at the Jacksonville 2-yard line
• **9/20 at TEN:** Started at linebacker and led the team with 11 tackles (six solo) and tallied one pass defensed
• **9/24 vs. MIA:** Started at linebacker and led the team with 11 tackles, marking his third straight game with 11 tackles.
• **10/4 at CIN:** Started at linebacker and tallied four tackles and an INT in which he wrestled the ball from from TE **Drew Sample** in the end zone ... Exited the game with an ankle injury
• **10/11 at HOU:** Inactive (ankle)
• **10/18 vs. DET:** Started at linebacker and made four tackles, including one tackle for loss, before exiting the game with an ankle injury
• **10/25 at LAC:** Inactive (ankle)
• **11/8 vs. HOU:** Started at linebacker and led the team with 11 tackles, including one tackle for loss and also added one forced fumble and one pass defensed
• **11/15 at G.B.:** Started at linebacker and made eight tackles and posted a 16-yard fumble recovery to set up a Jaguars TD
• **11/22 vs. PIT:** Started at linebacker and compiled five tackles (three solo) and one tackle for loss

2019 (w/ JAX - 11/11)

Started in 11 games before being placed on the reserve/injured list on Dec. 5 with a knee injury ... Finished the season with 66 tackles (42 solo), four passes defensed, three tackles for loss, one INT and a 0.5 sack
• **9/15 at HOU:** Started and recorded seven tackles (four solo) and 0.5 sacks
• **9/29 at DEN:** Started at middle linebacker, posting six tackles (three solo)
• **10/6 at CAR:** Started and tallied a team-leading nine tackles (three solo), two passes defensed and one TFL
• **10/13 vs. N.O.:** Started and collected eight tackles (three solo)
• **10/20 at CIN:** Started at middle linebacker, amassing five tackles, two passes defensed and his second career INT
• **11/17 at IND:** Led team with nine tackles (seven solo)

2018 (w/ JAX - 16/16)

Started all 16 games for the second consecutive season and recorded his first career 100-plus tackle season ... Played every snap on defense in 2018 (1,020 snaps) and was one of three players in the NFL to play 100 percent of his team's defensive snaps (DEN S **Justin Simmons** & PHI S **Malcolm Jenkins**)
• **9/9 at NYG:** Led the team with 10 tackles (seven solo) and added an INT, which he returned 32 yards for a TD
• **12/2 vs. IND:** Started at middle linebacker and recorded 10 tackles (seven solo) and one fumble recovery, which led to a second quarter field goal
• **12/6 at TEN:** Started at middle linebacker and led the team with a season-high 13 tackles (eight solo), including 1.0 sack

2017 (w/ JAX - 16/16, 3/3)

Reguarly started at strongside linebacker, but played all three linebacker positions throughout the course of the year
• **9/10 at HOU:** Started at strongside linebacker and led the team with 14 tackles (eight solo), including one tackle for loss
• **1/21 at N.E.:** Started in the AFC Championship game and recorded seven tackles (six solo) and one forced fumble, which he also recovered

2016 (w/ JAX - 16/10)

Played in all 16 games making 10 starts during his rookie year ... Totaled 22 tackles (16 solo)
• **9/11 vs. G.B.:** Played in 12 snaps on special teams in NFL and team debut
• **10/2 vs. IND:** Earned his first career start and made four tackles (three solo) and one pass defensed

COLLEGE (AT UCLA, 2013-15)

• Saw action on both sides of the ball in 29 career games and totaled 178 tackles (116 solo), 23 passes defensed, 15 tackles for a loss and two fumble recoveries defensively, while rushing 68 times for 387 yards and 11 TDs
• Started all 13 games at linebacker in 2014 and was second on the team with 88 tackles, eight for loss and seven passes defended, while rushing 28 times for 113 yards and three TDs
• Second-Team All-Pac 12 in 2014
• Named both Offensive and Defensive Freshman of the Year in the Pac-12 by the coaches after posting 75 tackles, 11 passes defensed and two INTs, while rushing for 267 yards and seven TDs on 38 attempts
• Finalist for the Paul Hornung Award as the nation's most versatile player in 2013

PERSONAL

• A four-star recruit from Bellevue (Wash.) High School, according to both Scout.com and Rivals.com
• Ranked as the nation's No. 4 outside linebacker and No. 1 in the west
• Also played running back in high school for an offense that averaged more than 46 points per game his senior season
• Selected to play in the U.S. Army All-American game, where he posted five tackles
• Earned letters in track (three) and basketball (one)
• Paid the electric bills for elderly residents in 31 homes around the Jacksonville community through a one-time donation to the Jacksonville Electric Authority

44

REGULAR SEASON STATISTICS

YEAR	TEAM	GP/GS	TKL	SOLO	ASST	SACKS	FF	FR	PD	TFL	INT
2016	JAX	16/10	22	16	6	0.5	0	0	2	1	0
2017	JAX	16/16	90	66	24	2.0	0	1	3	5	0
2018	JAX	16/16	107	75	32	2.5	1	1	1	1	1
2019	JAX	11/11	66	42	24	0.5	0	0	4	3	1
2020	JAX	8/8	65	38	27	1.0	1	1	3	4	1
NFL totals: 5 yrs.		**67/61**	**350**	**237**	**113**	**6.5**	**2**	**3**	**13**	**14**	**3**

Single Game Career Highs

Tackles:
14 (9/10/17 at HOU)

Passes Defensed:
2 (twice; last: 10/20/19 at CIN)

Interceptions:
1 (three times; last: 10/4/20 at CIN)

Fumble recoveries:
1 (twice; last: 12/2/18 vs. IND)

POSTSEASON STATISTICS

YEAR	TEAM	GP/GS	TKL	SOLO	ASST	SACKS	FF	FR	PD	TFL	INT
2017	JAX	3/3	19	16	3	1.0	1	1	3	2	1
NFL totals: 3 yrs.		**3/3**	**19**	**16**	**3**	**1.0**	**1**	**1**	**3**	**2**	**1**

2020 GAME-BY-GAME STATISTICS

DATE	OPP	TKL	SOLO	ASST	SACKS	FF	FR	PD	TFL	INT
09/13	vs. Indianapolis	11	8	3	1.0	0	0	0	1	0
09/20	at Tennessee	11	6	5	0.0	0	0	1	0	0
09/24	vs. Miami	11	7	4	0.0	0	0	0	0	0
10/04	at Cincinnati	4	3	1	0.0	0	0	1	0	1
10/11	at Houston			Inactive (ankle)						
10/18	vs. Detroit	4	3	1	0.0	0	0	0	1	0
10/25	at L.A. Chargers			Inactive (ankle)						
	BYE WEEK									
11/08	vs. Houston	11	6	5	0.0	1	0	1	1	0
11/15	at Green Bay	8	3	5	0.0	0	1	0	0	0
11/22	vs. Pittsburgh	5	3	2	0.0	0	0	0	1	0
11/29	vs. Cleveland									
12/06	at Minnesota									
12/13	vs. Tennessee									
12/20	at Baltimore									
12/27	vs. Chicago									
01/03	at Indianapolis									
2020 totals:		**65**	**38**	**27**	**1.0**	**1**	**1**	**3**	**4**	**1**

19



COLLIN JOHNSON

POSITION: WIDE RECEIVER
HT: 6-6 | **WT:** 222 | **DOB:** 9-23-1997
COLLEGE: TEXAS
HOMETOWN: SAN JOSE, CALIFORNIA
ACQ: FIFTH ROUND (165TH) OF 2020 NFL DRAFT
EXP: ROOKIE

@Call_In_Johnson

@Call_In_Johnson

OVERVIEW

Originally drafted by Jacksonville in the fifth round (165th overall) of the 2020 draft

PRO (GAMES PLAYED/STARTED - 10/0)

2020 (w/ JAX - 10/0)

- **9/13 vs. IND:** Saw action at wide receiver, posting a 14-yard reception to convert on third down in the third quarter, and contributed on special teams in his NFL debut
- **9/20 at TEN:** Saw action at wide receiver and on special teams
- **9/24 vs. MIA:** Saw action at wide receiver and made one catch for 3 yards
- **10/4 at CIN:** Saw action at wide receiver and on special teams
- **10/11 at HOU:** Collected three receptions for 30 yards, including his first career TD in the fourth quarter on a 4-yard catch
- **10/18 vs. DET:** Saw action at wide receiver and on special teams
- **10/25 at LAC:** Saw action at wide receiver, posting one reception for 13 yards, and on special teams
- **11/8 vs. HOU:** Posted one reception for 9 yards
- **11/15 at G.B.:** Saw action at wide receiver and on special teams
- **11/22 vs. PIT:** Saw action at wide receiver and on special teams

COLLEGE (AT TEXAS, 2016-19)

- Played in 45 games and made 29 starts, finishing his career with 188 receptions (sixth-most in school history) for 2,624 yards (fifth-most in school history) and 15 TDs
- Made at least two catches in 40 of the 45 games he played in during his career, the second-most among active Power Five receivers during that span

PERSONAL

- Played at Valley Christian (California) High School and set career school records with 1,176 yards and 17 TDs
- Engaged to his fiancé, Sara, in June 2020

FAMILY TIES

When WR **Collin Johnson** made his college debut in 2016, he became the fourth member of his family to play football at Texas. Johnson's father, **Johnnie** (pictured right) was a two-time consensus First-Team All-American (1978-1979) with the Longhorns and was a first-round choice by the Los Angeles Rams. Johnnie played with his brother, **Bobby** (1978-81), who was also a defensive back at Texas.

Similar to his father, Collin played at Texas with his brother, **Kirk** (pictured middle). Kirk played in 21 career games with the Longhorns and rushed 12 times for 59 yards.

REGULAR SEASON RECEIVING STATISTICS

YEAR	TEAM	GP/GS	REC	YDS	AVG.	LG	TD
2020	JAX	10/0	7	69	9.9	19	1
NFL totals: 1 yr.		**10/0**	**7**	**69**	**9.9**	**19**	**1**

2020 GAME-BY-GAME STATISTICS

DATE	OPP	REC	YDS	AVG.	LG	TD
09/13	vs. Indianapolis	1	14	14.0	14	0
09/20	at Tennessee	0	0	-	-	0
09/24	vs. Miami	1	3	3.0	3	0
10/04	at Cincinnati	0	0	-	-	0
10/11	at Houston	3	30	10.0	19	1
10/18	vs. Detroit	0	0	-	-	0
10/25	at L.A Chargers	1	13	13.0	13	0
	BYE WEEK					
11/08	vs. Houston	1	9	9.0	9	0
11/15	at Green Bay	0	0	-	-	0
11/22	vs. Pittsburgh	0	0	-	-	0
11/29	vs. Cleveland					
12/06	at Minnesota					
12/13	vs. Tennessee					
12/20	at Baltimore					
12/27	vs. Chicago					
01/03	at Indianapolis					
2020 totals:		**7**	**69**	**9.9**	**19**	**1**

NOTE THE QUOTES: ON COLLIN JOHNSON

"It's different than what we have; he's a guy that's 6-6, 222 pounds, he can run real well, just a different element. Now when you look across the board we have different types and it's always good to have that and obviously we are looking for him to come in here and perform. He has an opportunity to win a job, has an opportunity to be a good playmaker when you look at his catch radius and where he's at."

- HC **Doug Marrone**

"As a competitor you want to get taken off the board as soon as possible, but that feeling when you get the call is unbelievable and you know the team that believed in me, I just can't wait to go to work for them. And being with the Jaguars I'm so excited to be a part of that franchise ... My height is definitely a benefit. I know how to change direction, then drop my hips and get in and out of my breaks as a big guy. I'm looking forward to getting to work and just continuing to perfect my game, but I do think I bring a lot to the table and I'm excited to help the Jaguars win games."

"We have the blessings of my dad's hard work and I want to do everything to be my best and show my dad that all his work paid off. After that, I want to raise my kids pretty much the same way my dad raised me. No father could really do better."

- WR **Collin Johnson**

*"He's coming from an unbelievable family, a football family. His dad, **Johnnie,** was an All-American here, is in the College Football Hall of Fame and played eight or nine years in the NFL, so he comes from an NFL family. He was just a pro's pro and a guy that everybody loved to be around. He was a captain at the University of Texas, that says a lot about his character."*

- Texas HC **Tom Herman**

35

SIDNEY JONES IV

POSITION: CORNERBACK
HT: 6-0 | **WT:** 181 | **DOB:** 5-21-1996
COLLEGE: WASHINGTON
HOMETOWN: WEST COVINA, CALIFORNIA
ACQ: PRACTICE SQUAD (JAX) 2020
EXP: 4TH YEAR

@SidneyJonesIV

@SidneyJonesIV

TRANSACTIONS

Originally drafted by Philadelphia in the second round (43rd overall) of the 2017 draft ... Waived on 9/5/20 ... Signed by Jacksonville to the practice squad on 9/8/20 ... Promoted to the 53-man roster on 9/14/20

PRO (GAMES PLAYED/STARTED - 30/13)

• Fourth-year cornerback who spent the first three seasons of his NFL career in Philadelphia before signing with Jacksonville prior to Week 1

2020 (w/ JAX - 8/5)

• **9/13 vs. IND:** Practice squad
• **9/20 at TEN:** Saw action on special teams
• **9/24 vs. MIA:** Made one special teams tackle
• **10/4 at CIN:** Saw 12 snaps at cornerback and made one pass defensed
• **10/11 at HOU:** Started at cornerback and made three tackles and a career-high four passes defensed, including his first INT as a member of the Jaguars ... His four passes defensed were the most by a Jaguars player in a single game over the last three seasons ... First Jaguars player since former CB **A.J. Bouye** (Dec. 10, 2017) to post at least four passes defensed and an INT in a single game
• **10/18 vs. DET:** Started at cornerback and registered five tackles and one pass defensed
• **10/25 at LAC:** Started at cornerback and made one tackle before exiting the game (ribs) in the first quarter
• **11/8 vs. HOU:** Started at cornerback and made four tackles and one pass defensed
• **11/15 at G.B.:** Tied for the team lead with a career-high nine tackles ... Added two passes defensed, including an INT
• **11/22 vs. PIT:** Inactive (achilles)

2019 (w/ PHI - 12/4, 1/0)

Finished the season with 25 tackles (23) solo, including one tackle for loss ... Added career highs with 10 passes defensed and two INTs

2018 (w/ PHI - 9/4, 0/0)

Tallied a career-high 36 tackles (27 solo) and three passes defensed

2017 (w/ PHI - 1/0)

Activated from the Non-Football Injury list in Week 17 and recorded three tackles vs. Dallas

COLLEGE (AT WASHINGTON, 2014-16)

• In 2016, was named Second-Team All-America by Sports Illustrated and Football Writers, while garnering First-Team All-Pac-12 honors
•Started all 13 games in 2015 and finished the year as the Pac-12 leader in passes defensed (14) ... Scored three defensive TDs as a junior (two INT returns and one fumble return)

PERSONAL

• Attended West Covina (California) High School, where he was named Hacienda League Defensive Player of the Year and earned First Team All-CIF Southern Section Southeast Division honors at defensive back as a senior in 2013
• Played cornerback, free safety, running back and wide receiver while also returning kicks and punts for the Bulldogs

REGULAR SEASON STATISTICS

YEAR	TEAM	GP/GS	TKL	SOLO	ASST	SACKS	FF	FR	PD	INT
2017	PHI	1/0	2	2	0	0.0	0	0	0	0
2018	PHI	9/4	25	21	4	0.0	0	0	2	0
2019	PHI	12/4	21	18	3	0.0	0	0	8	2
2020	JAX	8/5	22	18	4	0.0	1	0	9	2
NFL Totals: 4 yrs.		**30/13**	**70**	**59**	**11**	**0.0**	**1**	**0**	**19**	**4**

Single Game Career Highs

Tackles:
9 (11/15/20 at G.B.)

Passes defensed:
4 (10/11/20 at HOU)

Interceptions:
1 (three times, last: 10/11/20 at HOU)

2020 GAME-BY-GAME STATISTICS

DATE	OPP	TKL	SOLO	ASST	SACKS	FF	FR	PD	INT
09/13	vs. Indianapolis				Practice squad				
09/20	at Tennessee	0	0	0	0.0	0	0	0	0
09/24	vs. Miami	0	0	0	0.0	0	0	0	0
10/04	at Cincinnati	0	0	0	0.0	0	0	1	0
10/11	at Houston	3	3	0	0.0	0	0	4	1
10/18	vs. Detroit	5	4	1	0.0	0	0	1	0
10/25	at L.A. Chargers	1	1	0	0.0	0	0	0	0
	BYE WEEK								
11/08	vs. Houston	4	4	0	0.0	0	0	1	0
11/15	at Green Bay	9	6	3	0.0	1	0	2	1
11/22	vs. Pittsburgh				Inactive				
11/29	vs. Cleveland								
12/06	at Minnesota								
12/13	vs. Tennessee								
12/20	at Baltimore								
12/27	vs. Chicago								
01/03	at Indianapolis								
2020 totals:		**22**	**18**	**4**	**0.0**	**1**	**0**	**9**	**2**

Additional statistics: one special teams tackle

65

BRANDON LINDER

POSITION: OFFENSIVE LINEMAN
HT: 6-6 | **WT:** 315 | **DOB:** 1-25-1992
COLLEGE: MIAMI (FLA.)
HOMETOWN: SOUTHWEST RANCHES, FLORIDA
ACQ: THIRD ROUND (93RD) OF 2014 DRAFT
EXP: 7TH YEAR

@BrandonLinder65
@BrandonLinder65

TRANSACTIONS

Originally drafted by Jacksonville in the third round (93rd overall) of the 2014 draft ... Placed on reserve/injured list on 10/5/15 ... Re-signed on 7/26/17... Placed on reserve/injured on 11/13/18

PRO (GAMES PLAYED/STARTED - 77/77, 3/3)

- Became 24th offensive lineman drafted by the Jaguars in franchise history
- First player from the University of Miami ever drafted by the Jaguars
- Switched from right guard to center prior to the 2016 season

2020 (w/ JAX - 7/7)

Named team captain for the fourth time as voted on by his teammates
- **9/13 vs. IND:** Started at center and helped undrafted rookie RB **James Robinson** rush for 62 yards
- **9/20 at TEN**: Started at center before exiting the game with a knee injury
- **9/24 vs. MIA:** Inactive (knee)
- **10/4 at CIN:** Inactive (knee)
- **10/11 at HOU:** Started at center
- **10/18 vs. DET:** Started at center
- **10/25 at LAC:** Started at center
- **11/8 vs. HOU:** Started at center
- **11/15 at G.B.:** Inactive (back)
- **11/22 vs. PIT:** Started at center

2019 (w/ JAX - 16/16)

Started all 16 games in which he appeared at center ... Part of an offensive line that helped RB **Leonard Fournette** gain 1,674 yards from scrimmage ... Fournette became the only Jaguars player since 2011 to post at least 1,500 scrimmage yards in a single season
- **9/29 at DEN:** Started and helped RB **Leonard Fournette's** rush for a career-high 225 yards and an average of 7.1 yards per carry ... The team finished with 269 total net rushing yards, the second-most in franchise history
- **10/6 at CAR:** Started and blocked for RB **Leonard Fournette** who eclipsed the 100-yard mark in back-to-back games
- **10/20 at CIN:** Started at center, paving the way for RB **Leonard Fournette's** 131 yards rushing

2018 (w/ JAX - 9/9)

Selected as an offensive captain by his teammates for the 2018 season
- **9/9 at NYG:** Started at center and helped the team rush for 137 yards

2017 (w/ JAX - 13/13, 3/3)

Selected as an offensive captain by his teammates for the 2017 season ... Part of an offensive line that helped the team lead the league in rushing for the first time in franchise history and allowed a franchise-low 24 sacks
- **9/10 at HOU:** Started at center and helped pave the way for the team to rush for 155 yards ... Did not allow a sack
- **9/24 vs. BAL:** Started at center and helped the team rush for 166 yards and did not allow a sack
- **10/1 at NYJ:** Started at center and helped the team rush for 175 yards
- **11/5 vs. CIN:** Started at right guard in place of injured **A.J. Cann** and helped the team rush for 149 yards ... Part of a unit that allowed zero sacks for the third time on the season
- **11/19 at CLE:** Started at center and helped the team rush for 139 yards
- **12/10 vs. SEA:** Started at center and helped the team rush for 156 yards and did not allow a sack
- **12/17 vs. HOU:** Started at center and helped the team rush for 138 yards
- **1/14 at PIT:** Started at center and helped the team rush for 164 yards and did not allow a sack

2016 (w/ JAX - 14/14)

Part of an offensive line that allowed its fewest sacks since 2007 (34)
- **9/11 vs. G.B.:** Made his first career start at center in team's season opener
- **10/2 vs. IND:** Started at center, helping the team rush for 136 yards
- **11/6 at K.C.:** Started and helped the team rush for a season-high 205 yards
- **11/20 at DET:** Started at center and was part of an offensive line that did not allow a sack
- **12/4 vs. DEN:** Started at center and helped the team rush for 154 yards

2015 (w/ JAX - 3/3)

Placed on season-ending injured reserve because of surgery to repair a labral tear in his left shoulder after injury suffered in Week 3
- **9/13 vs. CAR:** Started at right guard to kick off his second season
- **9/20 vs. MIA:** Helped the team rush for 123 yards and did not allow a sack

2014 (w/ JAX - 15/15)

Started 15 games at right guard as a rookie ... Part of an offensive line that helped club finish sixth in the NFL in average per rush (4.5)
- **9/7 at PHI:** Started at right guard in his NFL debut, one of three Jaguars rookies to start on opening day (WR **Marqise Lee**, WR **Allen Hurns**)
- **10/19 vs. CLE:** Helped pave the way for an offense that rushed for a season-high 185 yards
- **10/26 vs. MIA**: Helped paved the way for the club to rush for 176 yards, which was the first time since 2010 the team eclipsed 150-plus rushing yards in back-to-back games
- **12/28 at HOU:** Started at right guard and was part of an offensive line that produced 121 yards on 14 carries (8.6 avg.)

COLLEGE (AT MIAMI (FLA.), 2010-13)

- Four-year starter and started 42 games (37 at right guard, two at left tackle, 3 at center)
- Finished career with 35 TD-resulting blocks and 275 key blocks/knockdowns
- As a senior, named team's Most Valuable Player after leading team with 90 percent grade for blocking consistency, 11 TD-resulting blocks and 84 knockdowns
- Majored in health education

PERSONAL

- Attended St. Thomas Aquinas High School in Ft. Lauderdale, Fla.
- Named U.S. Army All-American and was rated the third-best center in the country by Rivals.com
- Helped team compile a 28-1 record during his final two seasons and captured the Class 5A state title as a junior
- Has built a lasting relationship with the Ronald McDonald House Charities of Jacksonville, including sponsoring the annual family holiday party
- An avid outdoorsman who enjoys hunting and fishing with his fiancé, Lauren.

6



JAKE LUTON

POSITION: QUARTERBACK
HT: 6-6 | **WT:** 224 | **DOB:** 4-11-1996
COLLEGE: OREGON STATE
HOMETOWN: MARYSVILLE, WASHINGTON
ACQ: 6TH ROUND (189) IN 2020 DRAFT
EXP: ROOKIE

@JakeLuton6

@JakeLuton6

OVERVIEW

Originally drafted by Jacksonville in the sixth round (189th overall) of the 2020 draft ... Prounounced ***Loo-ten***

PRO (GAMES PLAYED/STARTED - 3/3)

2020 (w/ JAX - 3/3)

- **9/13 vs. IND:** Inactive
- **9/20 at TEN**: Inactive
- **9/24 vs. MIA:** Inactive
- **10/4 at CIN:** Inactive
- **10/11 at HOU:** Inactive
- **10/18 vs. DET:** Inactive
- **10/25 at LAC:** Inactive
- **11/8 vs. HOU:** Made his NFL debut and completed 26 of 38 passes for 304 passing yards and two total TDs (one rushing, one passing) ... His 306-yard performance marked the most passing yards by a rookie quarterback in their debut in franchise history ... His 13-yard rushing TD brought the Jaguars within 2 in the final minutes, joining QBs **Jonathan Quinn** (1998) and **Byron Leftwich** (2003) as the only rookie quarterbacks in franchise history to throw and rush for a TD in the same game ... His first completion of the game and his career came on a 73-yard TD to WR **DJ Chark Jr.**, marking the third-longest completion by a rookie quarterback in franchise history and the longest completed pass by any rookie in the NFL this season ... Luton's 73-yard strike marked the fourth-longest pass by an NFL player on their first career completion in their first career game since 1970 ... The score came with 14:08 remaining in the first quarter, the second-fastest TD scored in team history and the fastest TD scored since former RB **Leonard Fournette's** 75-yard TD run (14:35 remaining in the first quarter) on Oct. 15, 2017.
- **11/15 at G.B.:** Completed 18 of 35 passes for 169 yards and one TD, a 12-yard pass to WR **Keelan Cole Sr.** in the third quarter
- **11/22 vs. PIT:** Completed 16 of 37 passes for 151 yards

COLLEGE (AT OREGON STATE, 2017-19)

- Completed his Oregon State career by playing in 23 games for the Beavers, including 21 starts, after spending seasons at Ventura Community College (2016) and Idaho (2015)
- Concluded his career ranked fifth at Oregon State with 42 career TD passes and seventh with 5,227 passing yards

2019 (redshirt senior at Oregon State - 11)

All Pac-12 Honorable Mention, two-time Pac-12 Offensive Player of the Week, Mayo Clinic Comeback Player of the Year Award nominee ... Completed 222 of 358 passes (62 percent) for 28 TDs and the three INTs, becoming the third QB in OSU history to throw for more than 20 TDs and nine or fewer INTs ... Team captain

- **11/23 at Washington State:** Set a career high with 408 passing yards at Washington State and tied a career best with five TDs

PERSONAL

- Attended Marysville-Pilchuck High School and led the Tomahawks to the Wesco 3A league championship as a senior ... Three-year starter at quarterback and also earned three letters at pitcher in baseball
- Son of **Judd** and **Heather Luton**
- Has three brothers: **Jordan**, **Jace** and **Jaxxon**
- Enjoys camping, hiking and playing with his dog

REGULAR SEASON PASSING STATISTICS

YEAR	TEAM	P/S	COMP	ATT	PCT	YDS	AVG	TD	INT	SK	RTG
2020	JAX	3/3	60	110	54.5	624	5.7	2	6	7	54.5
NFL totals: 1 yr.		**3/3**	**60**	**110**	**54.5**	**624**	**5.7**	**2**	**6**	**7**	**54.5**

2020 GAME-BY-GAME PASSING STATISTICS

DATE	OPP	P/S	COMP	ATT	PCT	YDS	AVG	TD	INT	SK	RTG
09/13	vs. IND					Inactive					
09/20	at TEN					Inactive					
09/24	vs. MIA					Inactive					
10/04	at CIN					Inactive					
10/11	at HOU					Inactive					
10/18	vs. DET					Inactive					
10/25	at LAC					Inactive					
	BYE WEEK										
11/08	vs. HOU	1/1	26	38	68.4	304	8.0	1	1	2	90.2
11/15	at G.B.	1/1	18	35	51.4	169	4.8	1	1	3	62.7
11/22	vs. PIT	1/1	16	37	43.2	151	4.1	0	4	2	15.5
11/29	vs. CLE										
12/06	at MIN										
12/13	vs. TEN										
12/20	at BAL										
12/27	vs. CHI										
01/03	at IND										
2020 totals:		**3/3**	**60**	**110**	**54.5**	**624**	**5.7**	**2**	**6**	**7**	**54.5**

REGULAR SEASON RUSHING STATISTICS

YEAR	TEAM	ATT	YDS	AVG	LG	TD
2020	JAX	1	13	13.0	13	1
NFL totals: 1 yr.		**1**	**13**	**13.0**	**13**	**1**

59

AARON LYNCH

POSITION: DEFENSIVE END/LINEBACKER
HT: 6-6 | **WT:** 270 | **DOB:** 3-8-1993
COLLEGE: SOUTH FLORIDA
HOMETOWN: CAPE CORAL, FLORIDA
ACQ: FREE AGENT 2020
EXP: 7TH YEAR

TRANSACTIONS

Originally drafted by San Francisco in the firth round (150th overall) in the 2014 draft ... Signed by Chicago as an unrestricted free agent on 3/15/18 ... Re-signed by Chicago as an unrestricted free agent on 4/1/19 ... Signed by Jacksonville as a free agent on 5/4/20 ... Placed on reserve/retired on 8/18/20 ... Reinstated to exempt/commissioner permission list on 10/21/20 ... Activated to active roster on 10/26/20

PRO (GAMES PLAYED/STARTED - 75/22)

• Has appeared in 75 games with 22 starts for San Francisco (2014-17) and Chicago (2018-19)
• Career totals include 105 tackles (81 solo), 20.0 sacks and 10 passes defensed

2020 (w/ JAX - 2/0)

Spent the offseason with the Jaguars before retiring on Aug. 18 ... Reinstated to exempt/commissioner permission list on Oct. 21 before being activated to the 53-man roster on Oct. 26
• **11/8 vs. HOU:** Inactive
• **11/15 at G.B.:** Saw action on defense in his Jaguars debut and posted one quarterback hit
• **11/22 vs. PIT:** Saw action on defense

2019 (w/ CHI - 16/0)

Appeared in all 16 games, recording six tackles, 2.0 sacks and two passes defensed

2018 (w/ CHI - 13/3)

Played in 13 games, starting three, and recorded 16 tackles, 3.0 sacks, one pass defensed and one INT
• **9/30 vs. T.B.:** Posted three tackles, 1.0 sack and one INT

2017 (w/ S.F. - 7/0)

Saw action in seven games and posted nine tackles, including 1.0 sack, and one fumble recovery

2016 (w/ S.F. - 7/3)

Started three of seven total games played and picked up 13 tackles and 1.5 sacks

2015 (w/ S.F. - 14/13)

Played in 14 games (13 starts) and set career highs with 38 tackles and 6.5 sacks
• **10/4 vs. G.B.:** Registered his first multi-sack game of his career by taking down Packers QB **Aaron Rodgers** twice

2014 (w/ S.F. - 16/3)

Played in all 16 games with three starts and registered 23 tackles and 6.0 sacks and four passes defensed ... His 6.0 sacks ranked third in the NFL among rookies (Rams DT **Aaron Donald**, 8.0; Colts LB **Jonathan Newsome**, 6.5) ... Added one blocked punt
• **10/19 at DEN:** Registered his first career sack when he dropped Broncos QB **Peyton Manning**

COLLEGE (SOUTH FLORIDA & NOTRE DAME)

• Played in 24 games (16 starts) and totaled 63 tackles, 19.5 tackles for loss, 11.5 sacks and three passes defensed during collegiate career
• After transfering and redshirting at South Florida in 2012, earned First-Team All-AAC honors after playing in 12 games and recording 30 tackles, 12 tackles for loss and a team-leading 6.0 sacks in 2013
• As a true freshman for the Fighting Irish, earned Freshman First-Team All-America honors by the Football Writers Association of America after playing in 12 games and totaling 33 tackles, 5.5 sacks and two passes defensed

PERSONAL

• Attended Island Coast (Florida) High School where he was selected to first-team all-state, Florida Times-Union Super 75 squad, Florida Athletic Coaches Association Division 16 team and Fort Myers News-Press All-Area

REGULAR SEASON STATISTICS

YEAR	TEAM	GP/GS	TKL	SOLO	ASST	SACKS	FF	FR	PD	TFL
2014	S.F.	16/3	23	17	6	6.0	0	0	4	9
2015	S.F.	14/13	38	30	8	6.5	0	0	3	13
2016	S.F.	7/3	13	12	1	1.5	0	0	0	4
2017	S.F.	7/0	9	5	4	1.0	0	1	0	2
2018	CHI	13/3	16	13	3	3.0	0	0	1	4
2019	CHI	16/0	6	4	2	2.0	0	0	2	3
2020	JAX	2/0	0	0	0	0.0	0	0	0	0
NFL totals: 7 yrs.		**75/22**	**105**	**81**	**24**	**20.0**	**0**	**1**	**10**	**35**

Single Game Career Highs

Tackles:
6 (11/9/14 at N.O.)

Tackles for loss:
4 (10/4/15 vs. G.B.)

Sacks:
2.0 (two times; last: 10/22/15 vs. SEA)

Fumble recoveries:
1 (12/10/17 at HOU)

Additional Statistics: One INT (9/30/18 vs. T.B.)

2020 GAME-BY-GAME STATISTICS

DATE	OPP	TKL	SOLO	ASST	SACKS	FF	FR	PD	TFL
09/13	vs. Indianapolis				Retired				
09/20	at Tennessee				Retired				
09/24	vs. Miami				Retired				
10/04	at Cincinnati				Retired				
10/11	at Houston				Retired				
10/18	vs. Detroit				Retired				
10/25	at L.A. Chargers	Exempt/Commissioner Permission List							
	BYE WEEK								
11/08	vs. Houston				Inactive				
11/15	at Green Bay	0	0	0	0.0	0	0	0	0
11/22	vs. Pittsburgh	0	0	0	0.0	0	0	0	0
11/29	vs. Cleveland								
12/06	at Minnesota								
12/13	vs. Tennessee								
12/20	at Baltimore								
12/27	vs. Chicago								
01/03	at Indianapolis								
2020 totals:		**0**	**0**	**0**	**0.0**	**0**	**0**	**0**	**0**

46



ROSS MATISCIK

POSITION: LONG SNAPPER
HT: 6-0 | **WT:** 235 | **DOB:** 9-13-1996
COLLEGE: BAYLOR
HOMETOWN: MCKINNEY, TEXAS
ACQ: ROOKIE FREE AGENT 2020
EXP: ROOKIE

@rossmatiscik

@ross_matiscik

OVERVIEW

Originally signed by Jacksonville as a rookie free agent on April 28, 2020 ... Pronounced ***MATTA-sick***

PRO (GAMES PLAYED - 10)

2020 (w/ JAX - 10)

- **9/13 vs. IND:** Served as the team's long snapper in NFL debut
- **9/20 at TEN**: Served as the team's long snapper
- **9/24 vs. MIA:** Served as the team's long snapper
- **10/4 at CIN:** Served as the team's long snapper
- **10/11 at HOU:** Served as the team's long snapper
- **10/18 vs. DET:** Served as the team's long snapper
- **10/25 at LAC:** Served as the team's long snapper
- **11/8 vs. HOU:** Served as the team's long snapper
- **11/15 at G.B.:** Served as the team's long snapper
- **11/22 vs. PIT:** Served as the team's long snapper

COLLEGE (AT BAYLOR, 2016-19)

- Appeared in 52 games throughout his college career, seeing time as a longsnapper for punts and place kicks, while also appearing at linebacker
- Played in 14 games in 2019, snapping on all punts and kicks and made 13 tackles, including 1.0 sack
- Served as the team's longsnapper for all 13 games and made 11 tackles on defense in 2018
- Played in 12 games as a sophomore in 2017 and totaled four tackles, one fumble recovery and one forced fumble
- Played in 12 games as a freshman and served as the primary long snapper

PERSONAL

- Attended McKinney Boyd (McKinney, Texas) High School and was a 2014 all-state selection at linebacker
- Father, **Marty**, played football at Bowling Green
- Brother, **Paine**, played football at Rice

62

KC MCDERMOTT

POSITION: OFFENSIVE LINEMAN
HT: 6-5 | **WT:** 311 | **DOB:** 4-18-1996
COLLEGE: MIAMI (FLA.)
HOMETOWN: WELLINGTON, FLORIDA
ACQ: ROOKIE FREE AGENT 2018
EXP: 2ND YEAR

@KCmcdermott52

@KCmcdermott52

OVERVIEW

Originally signed by Jacksonville as an undrafted rookie on 5/11/2018 ... Waived by Jacksonville on 9/1/2018 ... Signed by Jacksonville to the practice squad on 9/2/2018 ... Signed a Reserve/Futures contract with the Jaguars on 12/31/18 ... Placed on injured reserve on 9/3/2019 ... Waived by Jacksonville on 9/5/2020 ... Signed to Jacksonville's practice squad on 9/6/2020 ... Promoted to the 53-man active roster on 11/14/20

PRO (GAMES PLAYED/STARTED - 2/0)

• Second-year offensive lineman who spent 2018 on the team's practice squad and the entire 2019 season on the reserve/injured list

2020 (w/ JAX - 2/0)

Has spent the season on Jacksonville's practice squad before being promoted to the 53-man active roster on Nov. 14

• **9/24 vs. MIA:** Prior to Week 3, was designated as a protected practice squad player and was elevated to the active/inactive list on Sept. 24 ... Made NFL debut on special teams
10/4 at CIN: Prior to Week 4, was designated as a protected practice squad player and was elevated to the active/inactive list on Oct. 3 ... Saw action on special teams
• **11/15 at G.B.:** Active but did not play
• **11/22 vs. PIT:** Inactive

COLLEGE (AT MIAMI (FLA), 2014-17)

• Appeared in 40 career games, starting in the final 34 games of his career, along the offensive line for the Hurricanes
• Earned All-ACC third-team honors as a senior in 2017

PERSONAL

• Attended Palm Beach Central (Wellington, Fla.) High School and was a first-team all-state selection as a junior and a 2014 all-american selection by 247 sports
• He and his fiancé, Madison, have one son, Kasen

3

CHASE MCLAUGHLIN

POSITION: KICKER
HT: 6-1 | **WT:** 195 | **DOB:** 4-9-1996
COLLEGE: ILLINOIS
HOMETOWN: CYPRESS, TEXAS
ACQ: PRACTICE SQUAD (MIN) 2020
EXP: 2ND YEAR

@chasemclaughlin

TRANSACTIONS

Originally signed by Buffalo as an undrafted free agent on 5/10/19 ... Waived on 8/31/19 ... Signed by Minnesota to the practice squad on 9/2/19 ... Released on 9/10/19 ... Signed by the L.A. Chargers on 10/2/19 ... Waived on 10/29/19 ... Signed by San Francisco on 11/7/19 ... Waived on 12/3/19 ... Claimed by Indianapolis off waivers on 12/4/19 ... Waived on 9/5/20 ... Signed by Minnesota to the practice squad on 9/8/20 ... Signed by Jacksonville off of Minnesota's practice squad on 11/10/20

PRO (GAMES PLAYED/STARTED - 13)

• Second-year kicker has spent time in Minnesota, San Francisco, Los Angeles (Chargers), Indianapolis, Buffalo and Jacksonville
• Career totals include 21 of 26 on field goal attempts with a long of 52 yards and 28 of 28 on extra point tries

2020 (w/ MIN & JAX - 2)

Spent Weeks 1-9 on Minnesota's practice squad before signing with the Jaguars' active roster prior to Week 10 ... Designated practice squad protected by Minnesota in Weeks 3-6 and 8-9

- **11/15 at G.B.:** Converted on two field goal attempts, including a career-long 52-yard attempt, in his Jaguars debut ... His 52-yard field goal was the longest in franchise history by a kicker making his Jaguars debut ... Made both PATs
- **11/22 vs. PIT:** Converted on his only field goal attempt of the game from 41 yards out

2019 (w/ S.F., LAC and IND - 11)

Played in 11 games with the Chargers, 49ers and Colts and converted 18 of 23 field goals (78.3 pct.) and made all 26 extra point attempts

COLLEGE (AT ILLINOIS, 2015-18)

• Appeared in 35 games at Illinois and converted 44 of 59 field goals (74.6 pct.) and made all 79 extra point attempts
• Ranks first in school history with 50-plus yard field goals (five), fourth in field goals made (44), fourth in field goal conversation percentage (74.6), and sixth in points scored (211)
• Named First Team All-Big Ten by the league's coaches and The Associated Press in 2018

PERSONAL

• Played four seasons of soccer and three years of football at Cypress Woods (Cypress, Texas) High School
• Named first team all-district and academic all-state

REGULAR SEASON STATISTICS

YEAR	TEAM	GP	PAT	ATT	FG	FGA	PCT	LG	PTS
2019	LAC	4	7	7	6	9	66.7	50	25
2019	S.F.	3	8	8	7	8	87.5	48	29
2019	IND	4	11	11	5	6	83.3	50	26
2020	JAX	2	2	2	3	3	100.0	52	11
NFL totals: 2 yrs.		**13**	**28**	**28**	**21**	**26**	**80.8**	**52**	**91**

Single Game Career Highs

PATs made:
5 (12/22/19 vs. CAR)

PATs attempts:
5 (12/22/19 vs. CAR)

Field goals made:
3 (two times, last: 11/24/19 vs. G.B.)

Field goal attempts:
4 (11/11/19 vs. SEA)

Longest field goal:
52 (11/15/20 at G.B.)

Points:
13 (11/24/19 vs. G.B.)

2020 GAME-BY-GAME STATISTICS

DATE	OPP	PAT	ATT	FG	FGA	PCT	LG	PTS
09/13	vs. Indianapolis			Practice squad (MIN)				
09/20	at Tennessee			Practice squad (MIN)				
09/24	vs. Miami			Practice squad (MIN)				
10/04	at Cincinnati			Practice squad (MIN)				
10/11	at Houston			Practice squad (MIN)				
10/18	vs. Detroit			Practice squad (MIN)				
10/25	at L.A. Chargers			Practice squad (MIN)				
	BYE WEEK							
11/08	vs. Houston			Practice squad (MIN)				
11/15	at Green Bay	2	2	2	2	100.0	52	8
11/22	vs. Pittsburgh	0	0	1	1	100.0	41	3
11/29	vs. Cleveland							
12/06	at Minnesota							
12/13	vs. Tennessee							
12/20	at Baltimore							
12/27	vs. Chicago							
01/03	at Indianapolis							
2020 totals:		**2**	**2**	**3**	**3**	**100.0**	**52**	**11**

15

GARDNER MINSHEW II

POSITION: QUARTERBACK
HT: 6-1 | **WT:** 225 | **DOB:** 5-16-1996
COLLEGE: WASHINGTON STATE
HOMETOWN: BRANDON, MISSISSIPPI
ACQ: 6TH ROUND (178TH) IN 2019 DRAFT
EXP: 2ND YEAR

@GardnerMinshew5

@GardnerMinshew5

TRANSACTIONS

Originally drafted by Jacksonville in the sixth round (178th overall) of the 2019 draft

PRO (GAMES PLAYED/STARTED - 21/19)

• Has started 19 of 21 career games and has completed 461 of 737 passes (62.6 pct.) for 5,126 yards, 34 TDs and 11 INTs for a passer rating of 92.3
• His career passer rating of 92.3 is the highest in Jaguars history (min. 100 att.)
• His 21 passing TDs and 3,271 passing yards in 2019 were both the most by a rookie in franchise history
• Became the first rookie in NFL history with at least 230 yards passing per game, 20-plus TDs and fewer than 10 INTs
• Became the first player in franchise history to throw for at least 200 passing yards with a passer rating of at least 95.0 in five consecutive games (Weeks 1 -5 in 2019)
• Joined QBs **Dan Marino** (1983), **Robert Griffin III** (2012) and **Dak Prescott** (2016) as the only players in NFL history to throw for at least 20 TDs with six-or-fewer INTs during their rookie season

2020 (w/ JAX - 7/7)

Named team captain as voted on by his teammates

• **9/13 vs. IND:** Completed 19 of 20 passes (95.0 comp. pct.) for 173 yards and three TDs for a passer rating of 142.3 ... Became the third player in NFL history to throw at least three TD passes and complete at least 95.0 percent of his passes in a single game, joining QBs **Drew Brees** and **Philip Rivers** ... He is the first player to ever throw at least three TD passes and complete at least 95.0 percent of his passes on Kickoff Weekend ... Set the Jaguars single-game record for completion percentage in game (min. five attempts)
• **9/20 at TEN**: Threw for 339 yards and three TDs on 30-of-45 passing, becoming the first quarterback in franchise history to throw for at least three TDs in three consecutive games dating back to Week 17 in 2019 ... Marked the third 300-yard performance of his career ... Completed at least three passes to eight different receivers
• **9/24 vs. MIA:** Completed 20 for 42 passes for 275 yards and one INT
• **10/4 at CIN:** Threw for 351 yards, two TDs and one INT on 27-of-40 passes for a passer rating of 101.1
• **10/11 at HOU:** Completed 31 for 49 passes for 301 yards and two TDs ... Completed 13 consecutive passes during the first and second quarters, the fourth-longest streak of consecutive passes completed in franchise history
• **10/18 vs. DET:** Completed 25 of 44 passes (56.8 comp. pct.) for 243 yards, one TD and one INT ... Added his first career rushing TD on a 6-yard scramble late in the third quarter
• **10/25 at LAC:** Completed 14 of 27 passes for 173 yards and two TDs
• **11/8 vs. HOU:** Inactive (right thumb)
• **11/15 at G.B.:** Inactive (right thumb)
• **11/22 vs. PIT:** Inactive (right thumb)

2019 (w/ JAX - 14/12)

Saw action in 14 games, starting 12 and completed 285 of 470 passes (60.6 comp. pct.) for 3,271 yards, 21 TDs and six INTs during his rookie season ... His six wins and passer rating of 91.2 both led all NFL rookies (min. five pass attempts) while his passing yards (3,271) and TDs (21) ranked second among rookie quarterbacks ... Became the only rookie over the last 25 seasons to throw for at least eight TDs with zero INTs on the road

• **9/8 vs. K.C.:** Stepped in for injured QB **Nick Foles** in the first quarter, completing 22 of 25 passes (88.0 pct.) for 275 yards, two TDs and one INT for a passer rating of 122.5 ... His 275 passing yards were the most ever by a Jaguars player making his NFL debut and the fifth-most by a Jaguars rookie in a single game ... Completed his first 13 passes, becoming the first player in the last 40 years to complete their first 13 passes in their NFL debut ... His 88.0 completion percentage was the highest by any player with at least 15 pass attempts making their NFL debut in league history
• **9/15 at HOU:** Made his first career start at quarterback, completing 23 of 33 passes for 213 yards, one TD and a passer rating of 97.2 ... Also rushed six times for 56 yards (9.3 avg.) ... Became the only rookie in franchise history to throw for at least 200 passing yards in each of his first two career games played ... . His 45 completions, 488 passing yards and three passing TDs were all the most by a Jaguars rookie through Week 2 in franchise history
• **9/19 vs. TEN:** Made his second career start, completing 20 of 30 passes (66.7 pct.) for 204 yards and two TDs for a passer rating of 108.2 ... Became the only rookie in franchise history to throw for at least 200 yards in each of his first three career games played
• **9/29 at DEN:** Started and completed 19 of 33 passes for 213 yards and two TDs and finished the game with a 97.2 passer rating ... Led the team down the field late in the fourth quarter , setting up K **Josh Lambo** for the game-winning 33-yard FG, marking his first career game-winning drive ... Became the first rookie in franchise history to throw for at least 900 yards through Week 4
• **10/6 at CAR:** Completed 26 of 44 passes (59.1 pct.) for 374 yards and two TDs for a passer rating of 101.9 ... Set the franchise rookie record for passing yards in a single game (374) ... Became the sixth rookie in NFL history to throw for at least 370 yards and two TDs with zero INTs
• **10/20 at CIN:** Completed 15 of 32 passes for 255 yards and one TD for a passer rating of 85.8
• **10/27 vs. NYJ:** Completed 22 of 34 passes (64.7 comp. pct.) for 279 yards and three TDs for a passer rating of 119.6 ... Became the first Jaguars rookie to throw for at least three TDs in a single game in franchise history
• **11/3 vs. HOU:** Started at quarterback, completing 27 of 47 passes (57.4 comp. pct.) for 309 yards and two INTs for a passer rating of 59.6
• **12/1 vs. T.B.**: Entered the game in the second half, completing 16 of 27 passes (59.3 comp. pct.) for 147 yards, one TD and one INT
• **12/8 vs. LAC:** Started and completed 24 of 37 passes for 162 yards and one TD ... With his 15th TD pass of the season, a 12-yard TD pass to TE **Nick O'Leary** in the third quarter, Minshew set the franchise record for the most TD passes by a rookie in Jaguars history
• **12/15 at OAK:** Completed 17 of 29 passes for 201 yards and two TDs, including the go-ahead TD pass to WR **Chris Conley** with 0:31 remaining
• **12/29 vs. IND:** Completed 27 of 39 passes (69.2 comp. pct.) for 295 yards, three TDs and one INT, finishing with a passer rating of 106.2

COLLEGE (AT WASHINGTON STATE, 2018)

• Graduated from East Carolina in December 2017 and enrolled at WSU in June 2018
• Finished fifth in the 2018 Heisman Trophy voting
• Won 2018 Johnny Unitas Golden Arm Award (nation's top senior of fourth-year junior QB) and was named a finalist for the Walter Camp Player of the Year and Davey O'Brien Award (nation's top QB)
• Named Pac-12 Conference Offensive Player of the Year and earned a spot on the All-Pac-12 First Team after leading the country in passing (367.6 yards per game)
• Set Pac-12 Conference and WSU single-season records in passing yards (4,779) and completions (468)

PERSONAL

• Attended Brandon (Miss.) High School
• Son of **Flint** and **Kim Minshew**
• Flint played football at Millsaps College (Miss.) and was named to the MC Athletic Hall of Fame
• Kim played basketball at Mississippi State
• Has two younger sisters, Meredith and Callie, who is a volleyball student-athlete at Mississippi State
• Hosted the annual 'Shop With a Jaguar' holiday event in which local children from around the Jacksonville area were treated to a shopping spree
• Spent part of his 2020 offseason roadtripping from Jacksonville to Los Angeles in an RV
• Hosted players-only film review on Microsoft Teams during COVID self-quarantine

15

REGULAR SEASON PASSING STATISTICS

YEAR	TEAM	P/S	COMP	ATT	PCT	YDS	AVG	TD	INT	SK	RTG
2019	JAX	14/12	285	470	60.6	3,271	7.0	21	6	33	91.2
2020	JAX	7/7	176	267	65.9	1,855	6.9	13	5	22	94.4
NFL totals: 2 yrs.		**21/19**	**461**	**737**	**62.6**	**5,126**	**7.0**	**34**	**11**	**55**	**92.3**

Single Game Career Highs

Passing completions:
31 (10/11/20 at HOU)

Passing attempts:
49 (10/11/20 at HOU)

Passing yards:
374 (10/6/19 at CAR)

Passer rating:
142.3 (9/13/20 vs. IND)

REGULAR SEASON RUSHING STATISTICS

YEAR	TEAM	ATT	YDS	AVG	LG	TD
2019	JAX	67	344	5.1	21	0
2020	JAX	25	122	4.8	16	1
NFL totals: 2 yrs.		**92**	**466**	**5.1**	**21**	**1**

Single Game Career Highs

Rushing attempts:
9 (10/20/19 at CIN)

Rushing yards:
56 (9/15/19 at HOU)

Rushing long:
21 (9/15/19 at HOU)

2020 GAME-BY-GAME PASSING STATISTICS

DATE	OPP	P/S	COMP	ATT	PCT	YDS	AVG	TD	INT	SK	RTG
09/13	vs. IND	1/1	19	20	95.0	173	8.7	3	0	4	142.3
09/20	at TEN	1/1	30	45	66.7	339	7.5	3	2	2	92.7
09/24	vs. MIA	1/1	30	42	71.4	275	6.5	0	1	4	79.0
10/04	at CIN	1/1	27	40	67.5	351	8.8	2	1	3	101.1
10/11	at HOU	1/1	31	49	63.3	301	6.1	2	0	3	94.0
10/18	vs. DET	1/1	25	44	56.8	243	5.5	1	1	1	70.5
10/25	at LAC	1/1	14	27	51.9	173	6.4	2	0	5	96.7
	BYE WEEK										
11/08	vs. HOU					Inactive					
11/15	at G.B.					Inactive					
11/22	vs. PIT					Inactive					
11/29	vs. CLE										
12/06	at MIN										
12/13	vs. TEN										
12/20	at BAL										
12/27	vs. CHI										
01/03	at IND										
2020 totals:		**7/7**	**176**	**267**	**65.9**	**1,855**	**6.9**	**13**	**5**	**22**	**94.4**

2019 GAME-BY-GAME PASSING STATISTICS

DATE	OPP	P/S	COMP	ATT	PCT	YDS	AVG	TD	INT	SK	RTG
9/08	vs. KC	1/0	22	25	88.0	275	11.0	2	1	1	122.5
9/15	at HOU	1/1	23	33	69.7	213	6.5	1	0	4	97.2
9/19	vs. TEN	1/1	20	30	66.7	204	6.8	2	0	0	110.6
9/29	at DEN	1/1	19	33	57.6	213	6.5	2	0	5	97.2
10/06	at CAR	1/1	26	44	59.1	374	8.5	2	0	2	101.9
10/13	vs. N.O.	1/1	14	29	48.3	163	5.6	0	1	2	51.4
10/20	at CIN	1/1	15	32	46.9	255	8.0	1	0	2	84.8
10/27	vs. NYJ	1/1	22	34	64.7	279	8.2	3	0	2	119.6
11/03	vs. HOU	1/1	27	47	57.4	309	6.6	0	2	3	59.6
	BYE WEEK										
11/17	at IND					Did not play					
11/24	at TEN					Did not play					
12/01	vs. T.B.	1/0	16	27	59.3	147	5.4	1	1	2	71.1
12/08	vs. LAC	1/1	24	37	64.9	162	4.4	1	0	2	83.4
12/15	at OAK	1/1	17	29	58.8	201	6.9	2	0	2	102.8
12/22	at ATL	1/1	13	31	41.9	181	5.8	1	0	3	72.1
12/29	vs. IND	1/1	27	39	69.2	295	7.6	3	1	3	106.2
2019 totals:		**14/12**	**285**	**470**	**60.6**	**3,271**	**7.0**	**21**	**6**	**33**	**91.2**

THE GARDNER MINSHEW II FILE

On what fans should know about him: I'm a grill master. Throw me on the grill, whatever you want, however you like it cooked, I'll get it done for you.

On his hidden talents: I'm very good at ping pong. I'm also really good at pool volleyball. I like doing woodworking, craftman-type stuff.

On his nickname while growing up: I've had a few: G, Gard, Gard-dog, G-money

On who is most responsible for getting him to the NFL: My parents. I'd like to think they raised me right and made me who I am today.

On what animal he would be: Silverback gorilla because they live in families of 50-60. They make beds out of plants so they live pretty comfortably. They eat good food and swing from trees, so, yeah. I wanted to be Tarzan when I grew up.

On what he would do if he didn't play football: I used to want to be a cowboy.

Best advice he ever received: The only thing you can control is how hard you work.

THE EVOLUTION OF THE 'STACHE


NWCC (2015)

ECU (2017)


WSU (2018)

JAX (2019)

On the origins of the 'stache: I've done weird facial hair stuff for a long time, but the 'stache caught on [at Washington State]. There were a bunch of us that were going to do it going into fall camp. We get about half way through it and everyone else quit on me. I was like, I'm going to do this longer than anybody and then it just caught on.

On if he thought the cult status would develop: Absolutely not. It's taken on a life of its own. ***It calls the shots now. I'm just along for the ride.***

FIRST-YEAR MILESTONES

QB **Gardner Minshew II** led all rookies in the NFL with six wins, a 92.1 QB rating and six games with at least a 100 QB rating in 2019. See below for how the sixth-round QB compared to his first-year counterparts.

QB WINS, ROOKIES, 2019, NFL

RK.	PLAYER (TEAM)	DRAFTED	GP	WINS
1.	QB **Gardner Minshew II** (JAX)	Sixth Round	14	6
2.	QB **Kyler Murray** (ARI)	First Round	16	5
3.	QB **Drew Lock** (DEN)	Second Round	5	4

QB RATING (MIN. 100 ATTEMPTS), ROOKIES, 2019, NFL

RK.	PLAYER (TEAM)	DRAFTED	ATT.	QBR
1.	QB **Gardner Minshew II** (JAX)	Sixth Round	470	91.2
2.	QB **Drew Lock** (DEN)	Second Round	156	89.7
3.	QB **Daniel Jones** (NYG)	First Round	459	87.7
4.	QB **Kyler Murray** (ARI)	First Round	542	87.4

68

ANDREW NORWELL

POSITION: OFFENSIVE LINEMAN
HT: 6-6 | **WT:** 325 | **DOB:** 10-25-1991
COLLEGE: OHIO STATE
HOMETOWN: CINCINNATI, OHIO
ACQ: UNRESTRICTED FREE AGENT (CAR) 2018
EXP: 7TH YEAR

@AndrewNorwell
@A_Norwell68

TRANSACTIONS

Originally drafted by Carolina as an undrafted rookie on 5/16/14 ... Signed as an unrestricted free agent by Jacksonville on 3/15/17 ... Placed on injured/reserve on 11/27/18

PRO (GAMES PLAYED/STARTED - 92/91, 5/5)

- Has appeared in 92 games throughout his six-year career, making 91 starts
- Named Associated Press All-Pro First Team in 2017

2020 (w/ JAX - 10/10)

- **9/13 vs. IND:** Started at left guard and helped undrafted rookie RB **James Robinson** rush for 62 yards
- **9/20 at TEN**: Started at left guard and helped the team rush for 165 yards
- **9/24 vs. MIA:** Started at left guard
- **10/4 at CIN:** Started at left guard
- **10/11 at HOU:** Started at left guard
- **10/18 vs. DET:** Started at left guard
- **10/25 at LAC:** Started at left guard
- **11/8 vs. HOU:** Started at left guard
- **11/15 at G.B.:** Started at left guard
- **11/22 vs. PIT:** Started at left guard before exiting the game with an arm injury

2019 (w/ JAX - 16/16)

Started all 16 games at left guard ... Part of an offensive line that helped RB **Leonard Fournette** gain 1,674 yards from scrimmage ... Fournette became the only Jaguars player since 2011 to post at least 1,500 scrimmage yards in a single season

- **9/29 at DEN:** Started at left guard, aiding in RB **Leonard Fournette's** career-high 225 yards rushing and an average of 7.1 yards per carry ... The team finished with 269 total net rushing yards, the second-most in franchise history
- **10/6 at CAR:** Started and helped RB **Leonard Fournette** eclipse the 100-yard mark in back-to-back games for the first time since Fournette's rookie season in 2017
- **10/20 at CIN:** Started at left guard, paving the way for RB **Leonard Fournette's** 131 yards rushing

2018 (w/ JAX - 11/11)

Appeared in 11 contests for the Jaguars, starting each contest at left guard

- **9/9 at NYG:** Started at left guard and helped the team rush for 137 yards in his Jaguars debut
- **9/16 vs. N.E.:** Started at left guard and was part of the unit that did not allow a sack
- **9/30 vs. NYJ:** Started at left guard and helped the team rush for 126 yards
- **11/11 at IND:** Started at left guard and did not allow a sack while playing all 75 offensive plays
- **11/18 vs. PIT:** Started at left guard and helped the team rush for 179 yards

2017 (w/ CAR - 16/16, 1/1)

Led an offensive line that paved the way for the NFL's fourth-ranked ground attack to rush for 2,102 yards (131.3 rushing yards per game) ... Part of a unit that allowed just 35 sacks on the season

2016 (w/ CAR - 16/16)

Started at left guard for the first time in his career and was the team's only offensive lineman to start all 16 games at the position in which he opened the season ... Carolina boasted the 10th-ranked rushing attack and averaged 113.4 yards per game ... Contributed to a Panthers offense that averaged a 31:44 time of possession, the third-highest mark in team history

2015 (w/ CAR - 13/13, 3/3)

Started 13 regular season games and all three postseason contests, including Super Bowl 50 vs. Denver ... Helped the team set a franchise-record and NFL-leading 500 points scored

2014 (w/ CAR - 10/9, 2/2)

Opened holes for the Panthers to rank seventh in the NFL in rushing, including a league-leading 975 yards over the last five games

COLLEGE (AT OHIO STATE, 2010-13)

- Played in 50 games with 39 starts at Ohio State
- Three-time All-Big Ten Conference selection

PERSONAL

- Attended Anderson (Cincinnati, Ohio) High School
- Started the Andrew Norwell Foundation which focuses on feeding children in Ohio, North Carolina and Florida
- Hosted 250 children from the Boys and Girls Club of Northeast Florida to a Thanksgiving feast during the 'Turkey Time With the O-Line' event in 2019
- Recently adopted a sheepadoodle puppy named Yogi the Bear with his wife, Brooke .. The couple married during the 2020 offseason

33

DARE OGUNBOWALE

POSITION: RUNNING BACK
HT: 5-10 | **WT:** 205 | **DOB:** 5-4-1994
COLLEGE: WISCONSIN
HOMETOWN: MILWAUKEE, WISCONSIN
ACQ: FREE AGENT 2020
EXP: 3RD YEAR

@DGO23_

@dareogunbowale

OVERVIEW

Originally signed by Houston as an undrafted free agent on 4/30/17 ... Waived on 9/2/17 ... Signed by Tampa Bay to the practice squad on 11/30/17 ... Signed by Washington to the practice squad on 12/13/17 ... Promoted to the 53-man roster on 12/23/17 ... Waived by Washington on 3/6/18 ... Signed by Tampa Bay on 4/2/18 ... Waived on 9/2/18 ... Signed by Tampa Bay to the practice squad on 10/29/18 ... Promoted to the 53-man roster on 11/13/18 ... Waived on 11/30/18 ... Signed by Tampa Bay to the practice squad on 12/4/18 ... Waived on 9/4/20 ... Signed by Jacksonville on 9/9/20 ... Pronounced ***DAR-ay OH-gun-buh-WALL-ay***

PRO (GAMES PLAYED/STARTED - 29/0)

- Third-year running back has played in 29 games with Washington, Tampa Bay, and Jacksonville, totaling 11 rushing attempts for 17 yards and 36 receptions for 291 yards
- Has also spent time on the practice squads in Tampa Bay and Washington

2020 (w/ JAX - 9/0)

Leads the Jaguars with seven special teams tackles in 2020

- **9/13 vs. IND:** Inactive
- **9/20 at TEN**: Made his Jaguars debut on special teams
- **9/24 vs. MIA:** Led the team with two special teams tackles
- **10/4 at CIN:** Saw action on special teams
- **10/11 at HOU:** Tallied one special teams tackle
- **10/18 vs. DET:** Saw action on special teams
- **10/25 at LAC:** Saw action at running back and on special teams ... Posted two special teams tackles
- **11/8 vs. HOU:** Saw action at running back and on special teams
- **11/15 at G.B.:** Posted one reception for 5 yards and two special teams tackles
- **11/22 vs. PIT:** Saw action at running back and on special teams

2019 (w/ T.B. - 16/0)

Played in all 16 games for the first time in his career and posted his first career rushing attempts (11) and receptions (35) ... Also served as the team's special teams captain

2018 (w/ T.B. - 2/0)

Spent time on the practice squad in Tampa Bay before making his season debut on **11/18 at NYG**

2017 (w/ WAS - 2/0)

Played in two games in Washington in addition to spending time in training camp with Houston and on the practice squads in Tampa Bay and Washington

COLLEGE (AT WISCONSIN, 2013-16)

- Played in four seasons in Madison, Wisc. after redshirting in 2012
- Rushed for 1,518 yards and 13 TDs in 49 career games ... Also caught 60 passes for 507 yards and two TDs
- Began career as a walk-on defensive back before transitioning to running back in 2014

PERSONAL

- Attended Marquette High School (Milwaukee, Wisc.)
- Son of Yolanda and Gregory
- Sister, Arike, played college basketball at Notre Dame, where she was named the Most Oustanding Player of the Irish's 2018 national title run after hitting game-winning baskets in both the Final Four semifinal and national championship games ... Arike was drafted

REGULAR SEASON STATISTICS

			RUSHING					RECEIVING				
YEAR	TEAM	GP/GS	NO	YDS	AVG	LG	TD	NO	YDS	AVG	LG	TD
2017	WAS	2/0	0	0	0.0	0	0	0	0	0.0	0	0
2018	T.B.	2/0	0	0	0.0	0	0	0	0	0.0	0	0
2019	T.B.	16/0	11	17	1.5	12	0	35	286	8.2	21	0
2020	JAX	9/0	0	0	-	-	0	1	5	5.0	5	0
NFL totals: 3 yrs. 29/0			**11**	**17**	**1.5**	**12**	**0**	**36**	**291**	**8.1**	**21**	**0**

2020 GAME-BY-GAME STATISTICS

		RUSHING					RECEIVING				
DATE	OPP	NO	YDS	AVG	LG	TD	NO	YDS	AVG	LG	TD
09/13	vs. IND	Inactive									
09/20	at TEN	0	0	-	-	0	0	0	-	-	0
09/24	vs. MIA	0	0	-	-	0	0	0	-	-	0
10/04	at CIN	0	0	-	-	0	0	0	-	-	0
10/11	at HOU	0	0	-	-	0	0	0	-	-	0
10/18	vs. DET	0	0	-	-	0	0	0	-	-	0
10/25	at LAC	0	0	-	-	0	0	0	-	-	0
	BYE WEEK										
11/08	vs. HOU	0	0	-	-	0	0	0	-	-	0
11/15	at G.B.	0	0	-	-	0	1	5	5.0	5	0
11/22	vs. PIT	0	0	-	-	0	0	0	-	-	0
11/29	vs. CLE										
12/06	at MIN										
12/13	vs. TEN										
12/20	at BAL										
12/27	vs. CHI										
01/03	at IND										
2020 totals:		**0**	**0**	**-**	**-**	**0**	**1**	**5**	**5.0**	**5**	**0**

Additional statistics: seven special teams tackles

80



JAMES O'SHAUGHNESSY

POSITION: TIGHT END
HT: 6-4 | **WT:** 245 | **DOB:** 1-14-1992
COLLEGE: ILLINOIS STATE
HOMETOWN: NAPERVILLE, ILLINOIS
ACQ: WAIVERS (NEW ENGLAND) 2017
EXP: 6TH YEAR

@JOShaughnessy80

@Joshaughnessy88

OVERVIEW

Originally drafted by Kansas City in the fifth round (173rd overall) in the 2015 NFL Draft ... Traded to New England with a 2017 sixth-round draft selection (216th overall) in exchange for a 2017 fifth-round draft selection (183rd overall) on 4/29/17 ... Waived by New England on 9/2/17 ... Claimed off waivers by Jacksonville on 9/3/17... Re-signed by Jacksonville on 3/21/19 ... Placed on injured reserve by Jacksonville on 10/9/19 ... Pronounced ***oh-SEAN-uh-see***

PRO (GAMES PLAYED/STARTED - 67/30, 4/2)

Has appeared in 67 games, making 30 starts, over six seasons, recording 76 receptions for 758 yards and three TDs

2020 (w/ JAX - 9/9)

- **9/13 vs. IND:** Started at tight end and posted one reception for no gain
- **9/20 at TEN**: Started at tight end and recorded four receptions for 40 yards
- **9/24 vs. MIA:** Started at tight end tallied three receptions for 29 yards
- **10/4 at CIN:** Started at tight end and posted one reception for 26 yards
- **10/11 at HOU:** Started at tight end and tallied three receptions for 20 yards
- **10/18 vs. DET:** Started at tight end
- **10/25 at LAC:** Started at tight end and recorded three receptions for 32 yards
- **11/8 vs. HOU:** Started at tight end and posted one reception for 9 yards
- **11/22 vs. PIT:** Inactive (knee)

2019 (w/ JAX - 5/5)

Started in the first five games of the season before suffering a season-ending knee injury in Week 5 at Carolina ... Totaled 14 receptions for 153 yards (10.9 rec. avg.) and two TDs

- **9/19 vs. TEN:** Started and caught two passes for 18 yards and one TD
- **9/29 at DEN:** Started and hauled in his only reception for an 18-yard TD, his second consecutive game with a receiving TD
- **10/6 at CAR:** Started and recorded three receptions for 57 yards (19.0 avg.) before exiting the game with a knee injury

2018 (w/ JAX - 14/9)

Recorded career-highs in receptions (24) and receiving yards (214)

- **11/11 at IND:** Started and tied for the team-lead with five receptions for 46 yards, including a 4-yard reception from P **Logan Cooke** on a fake field goal, which set up RB **Leonard Fournette's** receiving TD

2017 (w/ JAX - 16/1, 3/2)

Appeared in all 16 games and recorded 14 receptions for 149 yards and one TD

- **12/3 vs. IND:** Recorded one reception for 29 yards on a fake punt from P **Brad Nortman**
- **12/24 at S.F.:** Recorded five receptions for 39 yards and his first career TD
- **1/14 at PIT:** Recorded one reception for 19 yards in the AFC Divisional round

2016 (w/ K.C. - 16/3, 1/0)

Appeared in all 16 games, making three starts and recorded two receptions

2015 (w/ K.C. - 7/3)

Appeared in seven games, making three starts and recorded six receptions for 87 yards ... Was placed on injured reserve on 11/17/15

COLLEGE (AT ILLINOIS STATE, 2010-14)

- Played in 49 games with 37 starts, totaling 67 receptions for 1,170 yards and 14 TDs
- Earned Second-Team All-Missouri Valley Football Conference honors as a senior after totaling 29 receptions for 544 yards and nine TDs

PERSONAL

- Attended Naperville North (Ill.) High School
- Three-year letterman
- Engaged to Ava in the 2020 offseason

REGULAR SEASON STATISTICS

YEAR	TEAM	GP/GS	NO	YDS	AVG	LG	TD
2015	K.C.	7/3	6	87	14.5	30	0
2016	K.C.	16/3	2	-1	-0.5	0	0
2017	JAX	16/1	14	149	10.6	29	1
2018	JAX	14/9	24	214	8.9	17	0
2019	JAX	5/5	14	153	10.9	35	2
2020	JAX	9/9	16	156	9.8	26	0
NFL totals: 6 yrs.		**67/30**	**76**	**758**	**10.0**	**35**	**3**

Single Game Career Highs

Receptions:
5 (twice, last: 11/11/18 at IND)

Receiving yards:
57 (10/6/19 at CAR)

Receiving TDs:
1 (three times, last: 9/29/19 at DEN)

Receiving long:
35 (10/6/19 at CAR)

POSTSEASON CAREER STATISTICS

YEAR	TEAM	GP/GS	NO	YDS	AVG	LG	TD
2016	K.C.	1/0	0	0	0.0	-	0
2017	JAX	3/2	2	23	11.5	19	0
NFL totals: 6 yrs.		**4/2**	**2**	**23**	**11.5**	**19**	**0**

2020 GAME-BY-GAME STATISTICS

DATE	OPP	REC	YDS	AVG.	LG	TD
09/13	vs. Indianapolis	1	0	0.0	0	0
09/20	at Tennessee	4	40	8.0	13	0
09/24	vs. Miami	3	29	9.7	12	0
10/04	at Cincinnati	1	26	26.0	26	0
10/11	at Houston	3	20	6.7	8	0
10/18	vs. Detroit	0	0	-	-	0
10/25	at L.A Chargers	3	32	10.7	22	0
	BYE WEEK					
11/08	vs. Houston	1	9	9.0	9	0
11/15	at Green Bay	0	0		-	0
11/22	vs. Pittsburgh			Inactive		
11/29	vs. Cleveland					
12/06	at Minnesota					
12/13	vs. Tennessee					
12/20	at Baltimore					
12/27	vs. Chicago					
01/03	at Indianapolis					
2020 totals:		**16**	**156**	**9.8**	**26**	**0**

22



DEVINE OZIGBO

POSITION: RUNNING BACK
HT: 6-0 | **WT:** 225 | **DOB:** 10-2-1996
COLLEGE: NEBRASKA
HOMETOWN: SACHSE, TEXAS
ACQ: WAIVERS (NEW ORLEANS) 2019
EXP: 2ND YEAR

@TrulyDevine_22

TRANSACTIONS

Originally signed by New Orleans as an undrafted rookie on 5/6/19 ... Waived by New Orleans on 8/31/19 ... Claimed off waivers by Jacksonville on 9/1/19

PRO (GAMES PLAYED/STARTED - 12/0)

• Second-year running back appeared in 10 games during his rookie year

2020 (w/ JAX - 2/0)

Spent the offseason and traning camp in Jacksonville before being placed on injured reserve on Sept. 10 ... Designated for return on Oct. 14 ... Placed on active 53-man roster on Oct. 24

- **10/25 at LAC:** Saw action on special teams in season debut and posted two special teams tackles
- **11/8 vs. HOU:** Inactive (hamstring)
- **11/15 at G.B.:** Inactive (hamstring)
- **11/22 vs. PIT:** Saw action at running back and compiled three receptions for 5 yards

2019 (w/ JAX - 10/0)

Appeared in 10 games during his rookie campaign, rushing nine times for 27 yards while hauling in three receptions for 23 yards ... Spent the offseason with New Orleans before being claimed off waivers by Jacksonville prior to Week 1

- **10/6 at CAR:** Appeared in his first career NFL game, seeing action on special teams
- **11/3 vs. HOU:** Saw action on offense and special teams, collecting his first career special teams tackle
- **12/29 vs. IND:** Saw action at running back, rushing nine times for 27 yards while hauling in three passes for 23 yards

COLLEGE (AT NEBRASKA, 2015-18)

• Was a three-year starter for Nebraska, playing in 41 games with 20 starts and finishing his college career with 419 carries for 2,196 yards (5.2 avg.) and 21 TDs, while also adding 49 receptions for 488 yards (10.0 avg.)
• In 2018, appeared in 12 games and was Nebraska's leading rusher with 155 carries for 1,082 yards (7.0 avg.) and 12 rushing TDs, earning Third-Team All-Big Ten recognition
• Appeared in 10 games in 2017 and was Nebraska's leading rusher with 129 carries for 493 yards (3.8 avg.) and three TDs, earning Honorable-Mention All-Big Ten honors

PERSONAL

• Attended Sachse (Texas) High School where he earned First-Team All-District 11 honors in the 5A ranks for his outstanding play as a senior
• Ranked among the nation's top 60 RBs by Rivals.com, 247 Sports and ESPN
• Participated in track, helping the school earn a top-five district finish in 2014

REGULAR SEASON STATISTICS

			RUSHING					RECEIVING				
YEAR	TEAM	GP/GS	NO	YDS	AVG	LG	TD	NO	YDS	AVG	LG	TD
2019	JAX	10/0	9	27	3.0	9	0	3	23	7.7	12	0
2020	JAX	2/0	0	0	0.0	0	0	3	5	1.7	3	0
NFL totals: 2 yrs.		**12/0**	**9**	**27**	**3.0**	**9**	**0**	**6**	**28**	**4.7**	**12**	**0**

Single Game Career Highs

Rushing attempts:
9 (12/29/19 vs. IND)

Rushing yards:
27 (12/29/19 vs. IND)

Receptions:
3 (two times, last: 11/22/20 vs. PIT)

Receiving yards:
23 (12/29/19 vs. IND)

Additional Statistics: four special teams tackles - two in 2019 and two in 2020

2020 GAME-BY-GAME STATISTICS

		RUSHING					RECEIVING				
DATE	OPP	NO	YDS	AVG	LG	TD	NO	YDS	AVG	LG	TD
09/13	vs. IND	Injured reserve									
09/20	at TEN	Injured reserve									
09/24	vs. MIA	Injured reserve									
10/04	at CIN	Injured reserve									
10/11	at HOU	Injured reserve									
10/18	vs. DET	Injured reserve									
11/25	at LAC	0	0	0.0	0	0	0	0	0.0	0	0
	BYE WEEK										
11/08	vs. HOU	Inactive									
11/15	at G.B.	Inactive									
11/22	vs. PIT	0	0	0.0	0	0	3	5	1.7	3	0
11/29	vs. CLE										
12/06	at MIN										
12/13	vs. TEN										
12/20	at BAL										
12/27	vs. CHI										
01/03	at IND										
2020 totals:		**0**	**0**	**0.0**	**0**	**0**	**3**	**5**	**1.7**	**3**	**0**

76

WILL RICHARDSON JR.

POSITION: OFFENSIVE LINEMAN
HT: 6-6 | **WT:** 306 | **DOB:** 1-4-1996
COLLEGE: NORTH CAROLINA STATE
HOMETOWN: BURLINGTON, NORTH CAROLINA
ACQ: FOURTH ROUND (129TH) OF 2018 DRAFT
EXP: 3RD YEAR

@Will_MadlyLoved

@Will_MadlyLoved

TRANSACTIONS

Originally drafted by Jacksonville in the fourth round (129th overall) of the 2018 draft ... Placed on injured reserve on 10/20/18

PRO (GAMES PLAYED - 25/2)

• Third-year offensive lineman who has seen action at guard and tackle

2020 (w/ JAX - 10/0)

• **9/13 vs. IND:** Saw action on special teams
• **9/20 at TEN**: Saw action on special teams
• **9/24 vs. MIA:** Saw action on special teams and subbed in at left tackle in the fourth quarter for OL **Cam Robinson**
• **10/4 at CIN:** Saw action on special teams and replaced OL **Cam Robinson** (knee) at left tackle in the fourth quarter
• **10/11 at HOU:** Saw action on special teams
• **10/18 vs. DET:** Saw action on special teams
• **10/25 at LAC:** Saw action on special teams
• **11/8 vs. HOU:** Saw action on the offensive line and on special teams
• **11/15 at G.B.:** Saw action on the offensive line and on special teams
• **11/22 vs. PIT:** Saw action on special teams

2019 (w/ JAX - 15/2)

Saw action in 15 games, starting two at left tackle for injured OL **Cam Robinson** during Weeks 1-2
• **9/8 vs. K.C.:** Made his NFL debut with a start at left tackle
• **9/29 at DEN.:** Saw action at right guard, rotating with OL **A.J. Cann** and aiding in RB **Leonard Fournette's** career-high 225 yards rushing and average of 7.1 yards per carry ... The team finished with 269 total net rushing yards, the second-most in franchise history
• **10/6 at CAR:** Saw 45 snaps at right guard helping RB **Leonard Fournette** eclipse the 100-yard mark in back-to-back games for the first time since Fournette's rookie season in 2017

2018 (w/ JAX - 0/0)

Inactive for the first five games of the season, before being active in Week 6 but not playing ... Placed on injured reserve on Oct. 20

COLLEGE (AT NORTH CAROLINA STATE, 2014-17)

• Appeared in 34 games with 32 starts at offensive tackle for the Wolfpack
• Started all 11 games and was named Second-Team All-ACC by the league and the Atlantic Coast Sports Media Association in 2017 and was part of an offensive line that ranked second in the Power 5 in sacks allowed
• Did not allow a sack during his senior season in 2017

PERSONAL

• Attended Cummings (Burlington, N.C.) High School, where he was a two-time Burlington Times-News All-Region Selection
• Special talents includes beat boxing
• Started a podcast in the Summer of 2020 called "The Sideline Story" and has interviewed several teammates

74

CAM ROBINSON

POSITION: OFFENSIVE LINEMAN
HT: 6-6 | **WT:** 320 | **DOB:** 10-9-1995
COLLEGE: ALABAMA
HOMETOWN: WEST MONROE, LOUISIANA
ACQ: SECOND ROUND (34TH) OF 2017 DRAFT
EXP: 4TH YEAR

@CRobinson_68

@ _CRob68

TRANSACTIONS

Drafted by Jacksonville in the second round (34th overall) of the 2017 draft on choice obtained from Seattle for Jaguars' second-round (35th) and sixth-round (187th overall) picks ... Placed on injured/reserve on 9/17/18

PRO (GAMES PLAYED/STARTED - 41/41, 3/3)

• Fourth-year offensive lineman who has started in all 41 games in which he has appeared at left tackle

2020 (w/ JAX - 10/10)

• **9/13 vs. IND:** Started at left tackle and helped undrafted rookie RB **James Robinson** rush for 62 yards
• **9/20 at TEN**: Started at left tackle and helped the team rush for 165 yards
• **9/24 vs. MIA:** Started at left tackle prior to leaving the game due to disqualification
• **10/4 at CIN:** Started at left tackle and left the game with a knee injury
• **10/11 at HOU:** Started at left tackle
• **10/18 vs. DET:** Started at left tackle
• **10/25 at LAC:** Started at left tackle
• **11/8 vs. HOU:** Started at left tackle
• **11/15 at G.B.:** Started at left tackle
• **11/22 vs. PIT:** Started at left tackle

2019 (w/ JAX - 14/14)

Saw action and started in 14 games at left tackle after missing the first two weeks of the season with a knee injury ... Part of an offensive line that helped RB **Leonard Fournette** gain 1,674 yards from scrimmage ... Fournette became the only Jaguars player since 2011 to post at least 1,500 scrimmage yards in a single season ... Winner of the 2019 Ed Block Courage Award

• **9/29 at DEN:** Started and aided in RB **Leonard Fournette's** career-high 225 yards rushing and an average of 7.1 yards per carry ... The team finished with 269 total net rushing yards, the second-most in franchise history
• **10/6 at CAR:** Started at left tackle, helping RB **Leonard Fournette** eclipse the 100-yard mark in back-to-back games for the first time since Fournette's rookie season in 2017

2018 (w/ JAX - 2/2)

Started in the first two games of the season before having his 2018 campaign end early due to a knee injury

• **9/9 at NYG:** Started at left tackle and helped the team rush for 137 yards
• **9/16 vs. N.E.:** Started at left tackle, but left the game in the first quarter with a knee injury and did not return

2017 (w/ JAX - 15/15, 3/3)

Part of an offensive line that helped the team lead the league in rushing for the first time in franchise history and allowed a franchise-low 24 sacks

• **9/10 at HOU:** Made his NFL debut and started at left tackle and helped pave the way for the team to rush for 155 yards ... Did not allow a sack
• **9/24 vs. BAL:** Started and helped the team rush for 166 yards
• **10/8 at PIT:** Started at left tackle and helped the team rush for 231 yards
• **1/14 at PIT:** Started and helped the team rush for 164 yards and did not allow a sack

COLLEGE (AT ALABAMA, 2014-16)

• Started all 43 games at left tackle during his three seasons in Tuscaloosa
• Paved the way for 28 100-yard rushing performances
• Unanimous All-American and Outland Trophy winner, given annually to the nation's top interior lineman on offense or defense and in 2015
• Named First-Team All-SEC by both the conference coaches and the Associated Press
• Earned Freshman All-American honors by Sporting News and the Football Writers Association of America

PERSONAL

• Played at West Monroe (Louisiana) High School for Head Coach **Jerry Arledge**
• Parade Magazine All-American
• First-Team All-USA selection by the USA Today
• Rated as the No. 2 player in the nation by Scout.com
• ESPN rated him the No. 1 offensive tackle, No. 2 player in the state and No. 2 prospect in the ESPN 300

30



JAMES ROBINSON

POSITION: RUNNING BACK
HT: 5-9 | **WT:** 219 | **DOB:** 8-9-1998
COLLEGE: ILLINOIS STATE
HOMETOWN: ROCKFORD, ILLINOIS
ACQ: ROOKIE FREE AGENT 2020
EXP: ROOKIE

@Robinson_Jamess

@james_robinson25

TRANSACTIONS

Originally signed by Jacksonville as a rookie free agent on April 28, 2020

PRO (GAMES PLAYED/STARTED - 10/10)

• Rookie running back made the initial 53-man roster after signing with the teams as a rookie free agent

2020 (w/ JAX - 10/10)

His 1,011 scrimmage yards through 10 games are the most scrimmage yards by an undrafted rookie through the first 11 weeks of a season in NFL history

• **9/13 vs. IND:** Became the first undrafted rookie running back to start on Kickoff Weekend since 1990 ... Rushed 16 times for 62 yards and added one reception for 28 yards ... His 90 scimmage yards were the sixth-most ever by an undrafted rookie on Kickoff Weekend

• **9/20 at TEN**: Rushed 16 times for 102 yards (6.4 avg.) and his first NFL TD ... Added three receptions for 18 yards ... Became the second undrafted rookie since 1988 to post at least 100 scrimmage yards and a rushing TD in his first or second career game (Colts RB **James Mungro**, 11/10/02)

• **9/24 vs. MIA:** Caught six passes for 83 yards and rushed 11 times for 46 yards and two TDs

• **10/4 at CIN:** Started at running back and gained 75 rushing yards on 17 carries and 32 receiving yards on four receptions ... Posted his third consecutive game with at least 100 yards from scrimmage

• **10/11 at HOU:** Rushed 13 times for 48 yards and posted five receptions for 22 yards

• **10/18 vs. DET:** Totaled 53 scrimmage yards (29 rushing, 24 receiving) and caught his first career receiving TD on a 14-yard pass from QB **Gardner Minshew II**

• **10/25 at LAC:** Posted 137 scrimmage yards (119 rushing, 18 receiving), one rushing TD and one receiving TD , including a 4-yard TD run and a 9-yard TD catch

• **11/8 vs. HOU:** Finished with 25 rushes for 99 yards, surpassing RB **Phillip Lindsay** for the most scrimmage yards by an undrafted rookie through the first nine weeks of a season in NFL history ... Scored his seventh TD of the season on a 1-yard plunge, which tied RB **Samkon Gado** (2005) and RB **James Mungro** (2002) for the most TDs in NFL history by an undrafted rookie through their first eight career games.

• **11/15 at G.B.:** Produced his third 100-yard rushing game of the season, finishing with 109 yards on 23 carries ... Added two receptions for 3 yards

• **11/22 vs. PIT:** Amassed 73 yards rushing on 17 carries (4.3 rush avg.) while hauling in two passes for 21 yards ... Surpased 1,000 yards from scrimmage (1,011) with 94 total yards in the game, becoming only the fifth undrafted rookie in the common draft era to acomplish the feat and the first to do it through 10 career games played

COLLEGE (AT ILLINOIS STATE, 2016-19)

• Played in 46 games and finished career ranked No. 2 in the ISU record books in rushing yards (4,444), rushing TDs (44), all-purpose yards (5,218) and total TDs scored (46)
• Accumulated 136 total yards (80 rushing, 56 receiving) at the East-West Shrine Bowl, including a 63-yard rushing TD
• Named a consensus First-Team FCS All-American after leading the MVFC in rushing yards (1,899), yards per game (126.6) and TDs (16) in 2019
• Named Phil Steele First-Team All-American selection in 2018 after leading the MVC with 1,290 rushing yards and scoring 13 TDs
• Played in 11 games with the Redbirds in 2017 and ranked second in the MVFC and No. 11 in the FCS in rushing TDs (12) and third in the MVFC in yards (933)
• Appeared in nine games as a freshman, making two starts and rushed for 322 yards

PERSONAL

• Four-year starter at Lutheran (Rockford, Ill.) High School, where he was also a standout in basketball

REGULAR SEASON STATISTICS

			RUSHING					RECEIVING				
YEAR	TEAM	GP/GS	NO	YDS	AVG	LG	TD	NO	YDS	AVG	LG	TD
2020	JAX	10/10	172	762	4.4	39	5	31	249	8.0	28	2
NFL totals: 1 yr.		**10/10**	**172**	**762**	**4.4**	**39**	**5**	**31**	**249**	**8.0**	**28**	**2**

Single Game Career Highs

Rushing attempts:
25 (11/8/20 vs. HOU)

Rushing yards:
119 (10/25/20 at LAC)

Receptions:
6 (9/24/20 vs. MIA)

Receiving yards:
83 (9/24/20 vs. MIA)

2020 GAME-BY-GAME STATISTICS

		RUSHING					RECEIVING				
DATE	OPP	NO	YDS	AVG	LG	TD	NO	YDS	AVG	LG	TD
09/13	vs. IND	16	62	3.9	12	0	1	28	28.0	28	0
09/20	at TEN	16	102	6.4	39	1	3	18	6.0	6	0
09/24	vs. MIA	11	46	4.2	11	2	6	83	13.8	24	0
10/04	at CIN	17	75	4.4	14	0	4	32	8.0	14	0
10/11	at HOU	13	48	3.7	14	0	5	22	4.4	7	0
10/18	vs. DET	12	29	2.4	8	0	4	24	6.0	14	1
10/25	at LAC	22	119	5.4	22	1	4	18	4.5	9	1
	BYE WEEK										
11/08	vs. HOU	25	99	4.0	12	1	0	0	-	-	0
11/15	at G.B.	23	109	4.7	20	0	2	3	1.5	2	0
11/22	vs. PIT	17	73	4.3	18	0	2	21	10.5	17	0
11/29	vs. CLE										
12/06	at MIN										
12/13	vs. TEN										
12/20	at BAL										
12/27	vs. CHI										
01/03	at IND										
2020 totals:		**172**	**762**	**4.4**	**39**	**5**	**31**	**249**	**8.0**	**28**	**2**

40

BRANDON RUSNAK

POSITION: SAFETY
HT: 5-11 | **WT:** 198 | **DOB:** 7-11-1995
COLLEGE: MICHIGAN
HOMETOWN: WILMINGTON, DELAWARE
ACQ: PRACTICE SQUAD (JAX) 2019
EXP: 2ND YEAR

@Brandon_Watson_28

TRANSACTIONS

Signed by Jacksonville as an undrafted rookie on 5/10/19 ... Waived by Jacksonville on 8/31/19 ... Signed by Jacksonville to the practice squad on 9/1/19 ... Promoted to Jacksonville's 53-man roster on 10/30/19

PRO (GAMES PLAYED/STARTED - 18/1)

• Second-year safety has played in 18 games, primarily on special teams, after being activated to the 53-man roster prior to Week 9 during his rookie season

2020 (w/ JAX - 10/1)

• **9/13 vs. IND:** Saw action on special teams
• **9/20 at TEN**: Tallied one special teams tackle
• **9/24 vs. MIA:** Saw action at safety, collecting three tackles, and also appeared on special teams
• **10/4 at CIN:** Saw action at safety and on special teams
• **10/11 at HOU:** Saw action primarily on special teams
• **10/18 vs. DET:** Saw action at safety, posting five tackles, after **Jarrod Wilson** left the game with a hamstring injury and on special teams
• **10/25 at LAC:** Earned his first career start at free safety and made a career-high seven tackles
• **11/8 vs. HOU:** Saw action at cornerback and on special teams
• **11/15 at G.B.:** Collected one special teams tackle
• **11/22 vs. PIT:** Saw action at safety and on special teams

2019 (w/ JAX - 8/0)

Saw action in eight games during his rookie campaign ... Notched one defensive tackle and four special teams tackles ... Spent Weeks 1-8 on Jacksonville's practice squad before being activated to the 53-man roster prior to Week 9
• **11/3 vs. HOU:** Made his NFL debut, playing 19 snaps on special teams
• **12/29 vs. IND:** Saw action on defense and special teams, tallying one defensive tackle and one tackle on special teams

COLLEGE (AT MICHIGAN, 2015-18)

•Appeared in 51 games for Michigan, totaling 79 tackles, 18 passes defensed and three INTs (two returned for a TD)
•Played in all 13 games at defensive back and contributed on special teams in 2018, amassing a total of 38 tackles and returned two of his three interceptions for TDs
•One of four players in program history with multiple INTs returned for touchdowns

PERSONAL

• Attended Eastern (Elkton, Md.) Christian Academy

REGULAR SEASON STATISTICS

YEAR	TEAM	GP/GS	TKL	SOLO	ASST	SACKS	FF	FR	PD	INT
2019	JAX	8/0	1	1	0	0.0	0	0	0	0
2020	JAX	10/1	15	9	6	0.0	0	0	0	0
NFL totals: 2 yrs.		**18/1**	**16**	**10**	**6**	**0.0**	**0**	**0**	**0**	**0**

Additional Statistics: Four special teams tackles in 2019; two in 2020

2020 GAME-BY-GAME STATISTICS

DATE	OPP	TKL	SOLO	ASST	SACKS	FF	FR	PD	INT
09/13	vs. Indianapolis	0	0	0	0.0	0	0	0	0
09/20	at Tennessee	0	0	0	0.0	0	0	0	0
09/24	vs. Miami	3	1	2	0.0	0	0	0	0
10/04	at Cincinnati	0	0	0	0.0	0	0	0	0
10/11	at Houston	0	0	0	0.0	0	0	0	0
10/18	vs. Detroit	5	4	1	0.0	0	0	0	0
10/25	at L.A. Chargers	7	4	3	0.0	0	0	0	0
	BYE WEEK								
11/08	vs. Houston	0	0	0	0.0	0	0	0	0
11/15	at Green Bay	0	0	0	0.0	0	0	0	0
11/22	vs. Pittsburgh	0	0	0	0.0	0	0	0	0
11/29	vs. Cleveland								
12/06	at Minnesota								
12/13	vs. Tennessee								
12/20	at Baltimore								
12/27	vs. Chicago								
01/03	at Indianapolis								
2020 totals:		**15**	**9**	**6**	**0.0**	**0**	**0**	**0**	**0**

Additional statistics: two special teams tackles

85

ERIC SAUBERT

POSITION: TIGHT END
HT: 6-5 | **WT:** 253 | **DOB:** 5-9-1994
COLLEGE: DRAKE
HOMETOWN: CHICAGO, ILLINOIS
ACQ: FREE AGENT 2020
EXP: 3RD YEAR

@sawbee85

TRANSACTIONS

Originally drafted by Atlanta in the fifth round (174th overall) in the 2017 draft ... Traded to New England in exchanged for a 2020 seventh-round pick on 8/12/19 ... Waived by New England on 9/31/19 ... Signed by Oakland to the practice squad on 9/2/19 ... Signed by Chicago on 12/1/19 ... Waived by Chicago 9/16/20 ... Signed by Jacksonville to the practice squad on 9/19/20 ... Promoted to the 53-man active roster on 11/21/20

PRO (GAMES PLAYED/STARTED - 34/2)

• Third-year tight end has spent time in Atlanta, New England, Oakland, Chicago and Jacksonville after being drafted in the fifth round of the 2017 draft by the Falcons

2020 (w/ JAX - 2/1)

Signed to the Jaguars practice squad on Sept. 19 ... Promoted to the 53-man active roster on Nov. 21

- **10/25 at LAC:** Designated as a protected practice squad player and was elevated to the active/inactive list on Oct. 24 ... Saw action at tight end and on special teams
- **11/22 vs. PIT:** Started at tight end and made one catch for 3 yards

2019 (w/ CHI - 2/0)

Appeared in two games with the Bears and tallied two receptions for 21 yards

2018 (w/ ATL - 16/1)

Played in all 16 games with tone start and tallied five receptions for 48 yards

2017 (w/ ATL 14/0)

Saw action in 14 games, primarily on special teams

COLLEGE (AT DRAKE, 2012-16)

• Earned fourth All-PFL accolade of his career as a senior in 2016 after being named first-team PFL ... Ranked 19th in the nation with 10 receiving TDs
• Named to FCS ADA All-America Team, AP FCS All-American third-team selection and third-team honoree for the STATS FCS All-America Team

PERSONAL

• Two-year football letterwinner at Hoffman Estates
• Earned a spot on the A-Honor Roll and the Outstanding Service Award from Hoffman Estates High School
• Son of Michael and Kimberly Saubert

REGULAR SEASON RECEIVING STATISTICS

YEAR	TEAM	GP/GS	RECs	YDS	AVG.	LG	TD
2017	ATL	14/0	0	0	0.0	0	0
2018	ATL	16/1	5	48	9.6	17	0
2019	CHI	2/0	2	21	10.5	11	0
2020	JAX	2/1	1	3	3.0	0	0
NFL totals: 3 yrs.		**34/2**	**8**	**72**	**9.0**	**17**	**0**

2020 GAME-BY-GAME STATISTICS

DATE	OPP	REC	YDS	AVG.	LG	TD
09/13	vs. Indianapolis			Not on team		
09/20	at Tennessee			Practice squad		
09/24	vs. Miami			Practice squad		
10/04	at Cincinnati			Practice squad		
10/11	at Houston			Practice squad		
10/18	vs. Detroit			Practice squad		
10/25	at L.A Chargers	0	0	0.0	0	0
	BYE WEEK					
11/08	vs. Houston			Practice squad		
11/15	at Green Bay			Practice squad		
11/22	vs. Pittsburgh	1	3	3.0	0	0
11/29	vs. Cleveland					
12/06	at Minnesota					
12/13	vs. Tennessee					
12/20	at Baltimore					
12/27	vs. Chicago					
01/03	at Indianapolis					
2020 totals:		**1**	**3**	**3.0**	**0**	**0**

47



JOE SCHOBERT

PRO BOWL 2017

POSITION: LINEBACKER
HT: 6-1 | **WT:** 245 | **DOB:** 11-6-93
COLLEGE: WISCONSIN
HOMETOWN: WAUKESHA, WISCONSIN
ACQ: UNRESTRICTED FREE AGENT (CLE) 2020
EXP: 5TH YEAR

@TheSchoGoesOn53
@TheSchoGoesOn

TRANSACTIONS

Originally drafted by Cleveland in the fourth round (99th overall) of the 2016 NFL Draft ... Signed as an unrestricted free agent by Jacksonville on 4/15/20

PRO (GAMES PLAYED/STARTED - 71/59)

• Fifth-year linebacker who has appeared in 71 games and career totals include 479 tackles (292 solo), 21 passes defensed, 18 tackles for loss, 9.0 sacks, seven forced fumbles and seven INTs
• Since 2017, Schobert's 465 tackles are the third-most in the NFL

2020 (w/ JAX - 10/10)

• **9/13 vs. IND:** Started at linebacker and tallied eight tackles, including one for loss, in his Jaguars debut
• **9/20 at TEN**: Started at linebacker and made 10 tackles (six solo)
• **9/24 vs. MIA:** Started at linebacker and collected eight tackles, including one tackle for loss
• **10/4 at CIN:** Started at linebacker and made seven tackles
• **10/11 at HOU:** Started at linebacker and made four tackles
• **10/18 vs. DET:** Tallied 10 tackles and one INT ... Became the first Jaguars player to record at least 10 tackles and one INT in a single game since LB **Myles Jack** achieved the feat on Sept. 9, 2019 at NYG
• **10/25 at LAC:** Started at linebacker and led the team with nine tackles, including one tackle for loss
• **11/8 vs. HOU:** Started at linebacker and made six tackles, including a half-sack
• **11/15 at G.B.:** Started at linebacker and tied for the team lead with nine tackles
• **11/22 vs. PIT:** Started at linebacker and posted a team-high and season-best 13 tackles (eight solo)

2019 (w/ CLE - 16/16)

Started all 16 games and registered a team-leading 133 tackles and two forced fumbles ... Posted career highs in passes defensed (nine) and INTs (four) ... Only player in the NFL in 2019 to tally at least 130 tackles and at least four INTs ... Recorded five games with double-digit tackles
• **9/16 at NYJ:** Totaled 13 tackles and one forced fumble in a 23-3 victory
• **9/29 at BAL.:** Recorded a team-leading 16 tackles and 1.0 sack
• **11/14 at PIT.:** Totaled 10 tackles, four passes defensed and a career-high two INTs
• **11/24 vs. MIA.:** Earned AFC Defensive Player of the Week and became the sixth linebacker in NFL history and first since 2005 to have at least two INTs in consecutive games ... Recorded four tackles, four passes defensed and two INTs

2018 (w/ CLE - 13/13)

Played in 13 games and recorded 103 tackles, six passes defensed, 3.0 sacks, two forced fumbles, two fumble recoveries and one INT
• **9/20 vs. NYJ**: Totaled seven tackles, two passes defensed and intercepted QB **Sam Darnold** with fewer than two minutes remaining to secure the win
• **9/30 at OAK**: Registered a season-high 14 tackles and 1.0 sack
• **10/7 vs. BAL**: Tallied nine tackles, two passes defensed and one forced fumble
• **12/23 vs. CIN**: Recorded three tackles, 1.0 sack and one forced fumble

2017 (w/ CLE - 16/16)

Selected to the Pro Bowl after playing every defensive snap and finishing second in the NFL with 142 tackles ... Started all 16 games at middle linebacker and added four passes defensed, 3.0 sacks, three forced fumbles and one INT
• **10/29 vs. MIN**: Tallied 12 tackles (11 solo), one forced fumble and one INT on the Vikings' opening drive to set up a Browns TD
• **11/19 vs. JAX:** Tallied 11 tackles and one forced fumble
• **11/26 at CIN:** Registered a season-high-tying 13 tackles (10 solo)
• **12/3 at LAC:** Posted 12 tackles and a strip-sack on QB **Phillip Rivers**

2016 (w/ CLE - 16/4)

Played in 16 games as a rookie and totaled 16 tackles on defense and a team-leading 12 special teams tackles

COLLEGE (AT WISCONSIN, 2012-15)

• Played in 45 career games (28 starts) at Wisconsin and amassed 172 tackles, 13.5 sacks and seven forced fumbles
• Earned All-American honors in 2015 and was named the team MVP after totaling 79 tackles, 9.5 sacks and five forced fumbles
• Started all 14 games as a junior, recording 69 tackles, seven passes defensed, two forced fumbles and one fumble recovery
• Played in all 13 games as a sophomore in 2013 and made one start and tallied 24 tackles, three passes defensed and 1.0 sack
• Played in five games as a freshman in 2012
• Majored in forest science

PERSONAL

• He and his wife, Megan, welcomed their first son, Simon, in March of 2020
• The family has one dog, Loui. A lab, great dane, terrier and chow chow mix, Loui was named because he was originally a rescue dog from Louisiana following flooding in the area.
• Is a skilled dunker and won the Wisconsin Football Coaches Association All-Star Game dunk contest after a between-the-legs throw down
• Favorite band is One Republic and favorite TV shows are Parks and Recreation and the Office
• Knows how to juggle and enjoys fishing and golfing

REGULAR SEASON STATISTICS

YEAR	TEAM	GP/GS	TKL	SOLO	ASST	SACKS	FF	FR	PD	TFL	INT
2016	CLE	16/4	16	11	5	0.5	0	0	1	1	0
2017	CLE	16/16	142	85	57	3.0	3	0	4	4	1
2018	CLE	13/13	103	57	46	3.0	2	2	6	3	1
2019	CLE	16/16	133	89	44	2.0	2	1	9	7	4
2020	JAX	10/10	85	50	35	0.5	0	0	1	3	1
NFL totals: 5 yrs.		**71/59**	**479**	**292**	**187**	**9.0**	**7**	**3**	**21**	**18**	**7**

Single Game Career Highs

Tackles:
16 (9/29/19 at BAL)

Tackles for loss:
2 (three times; last: 11/14/19 vs. PIT)

Forced fumbles:
1 (seven times; last: 11/3/19 at DEN)

Fumble recoveries:
2 (9/9/18 vs. PIT)

Passes defensed:
4 (two times; last: 11/24/19 vs. MIA)

Interceptions:
2 (two times; last: 11/24/19 vs. MIA)

Additional Statistics: 10 special teams tackles

2020 GAME-BY-GAME STATISTICS

DATE	OPP	TKL	SOLO	ASST	SACKS	FF	FR	PD	TFL	INT
09/13	vs. Indianapolis	8	5	3	0.0	0	0	0	1	0
09/20	at Tennessee	10	6	4	0.0	0	0	0	0	0
09/24	vs. Miami	8	6	2	0.0	0	0	0	1	0
10/04	at Cincinnati	7	3	4	0.0	0	0	0	0	0
10/11	at Houston	4	3	1	0.0	0	0	0	0	0
10/18	vs. Detroit	10	7	3	0.0	0	0	1	0	1
10/25	at L.A. Chargers	9	3	6	0.0	0	0	0	1	0
	BYE WEEK									
11/08	vs. Houston	6	5	1	0.5	0	0	0	0	0
11/15	at Green Bay	9	4	5	0.0	0	0	0	0	0
11/22	vs. Pittsburgh	13	8	5	0.0	0	0	0	0	0
11/29	vs. Cleveland									
12/06	at Minnesota									
12/13	vs. Tennessee									
12/20	at Baltimore									
12/27	vs. Chicago									
01/03	at Indianapolis									
2020 totals:		**85**	**50**	**35**	**0.5**	**0**	**0**	**1**	**3**	**1**

24



JOSIAH SCOTT

POSITION: CORNERBACK
HT: 5-9 | **WT:** 185 | **DOB:** 4-5-1999
COLLEGE: MICHIGAN STATE
HOMETOWN: HAMILTON, OHIO
ACQ: FOURTH ROUND (137TH) IN 2020 DRAFT
EXP: ROOKIE

@JosiahScott7
@JosiahScott22

OVERVIEW

Originally drafted by Jacksonville in the fourth round (137th overall) in the 2020 draft

PRO (GAMES PLAYED/STARTED - 2/0)

2020 (w/ JAX - 2/0)

- **9/13 vs. IND:** Dressed but did not play
- **9/20 at TEN**: Inactive
- **9/24 vs. MIA:** Inactive
- **10/4 at CIN:** Inactive
- **10/11 at HOU:** Active but did not play
- **10/18 vs. DET:** Active but did not play
- **10/25 at LAC:** Saw action at cornerback in NFL debut and made one tackle
- **11/8 vs. HOU:** Inactive
- **11/15 at G.B.:** Active but did not play
- **11/22 vs. PIT:** Saw action at cornerback and made one tackle

COLLEGE (AT MICHIGAN STATE, 2017-19)

- Three-year letterwinner played in 30 career games, all starting assignments at cornerback
- Closed his career ranked tied for 12th in MSU history with 32 passes defensed
- Recorded 98 tackles, including two for losses ... Added two forced fumbles and one fumble recovery
- Member of the team's Eagles Leadership Council
- Elected for forgo his senior season to enter the 2020 draft

2019 (junior at Michigan State - 13)

Started all 13 games at cornerback and earned All-Big Ten Second Team by the media and honorable mention by the coaches ... Named MSU's winner of the Jim Adams Award for the team's unsung hero on defense ... Tied for second in the Big Ten with a team- and career-high three INTs ... Led the Spartans with 11 passes defensed

- **10/5 vs. Ohio State:** Totaled a career-high 12 tackles and added an INT that he returned for 34 yards

HIGH SCHOOL (AT FAIRFIELD H.S., 2012-15)

- Recorded 48 tackles, 10 passes defensed, five INTs, four tackles for loss, three blocked punts, two defensive TDs, two fumble recoveries and one forced fumble as a senior

Named to The Associated Press 2016 Division I All-Ohio Team (special mention)

PERSONAL

- Son of **Oliver** and **Danielle Scott**
- Was nicknamed "The Gnat" in college for his ball-hawking tendencies
- Fourth member of his family to play college football
- His brothers, **Isaiah** and **Joshua**, helped Mount Union win a Division III National Championship in 2012
- His brother, **Elijah**, was a linebacker on the 2017 Division III National Championship team at Mount Union

REGULAR SEASON STATISTICS

YEAR	TEAM	GP/GS	TKL	SOLO	ASST	SACKS	FF	FR	PD	INT
2020	JAX	2/0	2	2	0	0.0	0	0	0	0
NFL totals: 1 yr.		**2/0**	**2**	**2**	**0**	**0.0**	**0**	**0**	**0**	**0**

2020 GAME-BY-GAME STATISTICS

DATE	OPP	TKL	SOLO	ASST	SACKS	FF	FR	PD	INT
09/13	vs. Indianapolis	Did not play							
09/20	at Tennessee	Inactive							
09/24	vs. Miami	Inactive							
10/04	at Cincinnati	Inactive							
10/11	at Houston	Did not play							
10/18	vs. Detroit	Did not play							
10/25	at L.A. Chargers	1	1	0	0.0	0	0	0	0
	BYE WEEK								
11/08	vs. Houston	Inactive							
11/15	at Green Bay	Active but did not play							
11/22	vs. Pittsburgh	1	1	0	0.0	0	0	0	0
11/29	vs. Cleveland								
12/06	at Minnesota								
12/13	vs. Tennessee								
12/20	at Baltimore								
12/27	vs. Chicago								
01/03	at Indianapolis								
2020 totals:		**2**	**2**	**0**	**0.0**	**0**	**0**	**0**	**0**

69

TYLER SHATLEY

POSITION: OFFENSIVE LINEMAN
HT: 6-3 | **WT:** 310 | **DOB:** 5-5-1991
COLLEGE: CLEMSON
HOMETOWN: ICARD, NORTH CAROLINA
ACQ: ROOKIE FREE AGENT 2014
EXP: 6TH YEAR

@Tyler_Shatley

@Tyler.Shatley

TRANSACTIONS

Originally signed by Jacksonville as an undrafted rookie on 5/12/14 ... Re-signed with Jacksonville on 3/29/19

PRO (GAMES PLAYED/STARTED - 88/19, 3/0)

- Sixth-year veteran has appeared in 88 games and made 19 starts during his six-year career
- Was one of three undrafted rookies to make the opening day roster in 2014

2020 (w/ JAX - 10/4)

- **9/13 vs. IND:** Saw action on special teams
- **9/20 at TEN**: Saw action at center, replacing OL **Brandon Linder** after he left the game with a knee injury in the third quarter, and on special teams ... Helped the team rush for 165 yards
- **9/24 vs. MIA:** Started at center for OL **Brandon Linder** (knee)
- **10/4 at CIN:** Started at center for OL **Brandon Linder** (knee)
- **10/11 at HOU:** Saw action on special teams
- **10/18 vs. DET:** Saw action on special teams
- **10/25 at LAC:** Started at right guard for OL **A.J. Cann** (shoulder) and saw action on special teams
- **11/8 vs. HOU:** Saw action on special teams
- **11/15 at G.B.:** Started at center for OL **Brandon Linder** (back)
- **11/22 vs. PIT:** Saw action on offense, playing the second half at left guard in place of injured OL **Andrew Norwell** (arm)

2019 (w/ JAX - 16/0)

Appeared in all 16 games, primarily assisting on special teams

2018 (w/ JAX - 16/7)

Stepped in as the starting center after OL **Brandon Linder** was placed on injured reserve prior to Week 11

- **11/11 at IND:** Saw action at center in relief of Linder beginning in the third quarter and did not allow a sack while playing 38 offensive plays
- **11/18 vs. PIT:** Started at center and helped the team rush for 179 yards after taking over for Linder
- **11/25 at BUF:** Started at center and helped the team rush for 226 yards

2017 (w/ JAX - 16/4, 3/0)

Part of an offensive line that helped the team lead the league in rushing for the first time in franchise history and allowed a franchise-low 24 sacks

- **11/5 vs. CIN:** Started at center and helped the team rush for 149 yards ... Part of a unit that did not allow a sack for the third time this season
- **11/12 vs. LAC:** Saw extensive action at left guard and helped the team rush for 135 yards and served as the team's long snapper on FGs after LS **Matt Overton** exited the game with a shoulder injury ... Snapped for the game-tying and game-winning FGs

2016 (w/ JAX - 16/4)

Made two starts at center and two at left guard while seeing action in all 16 games

- **9/25 vs. BAL:** Started at center and played in all 66 offensive snaps
- **1/1 at IND:** Started at left guard, helping the team rush for 182 yards

2015 (w/ JAX - 13/0)

Saw action in 13 games, primarily on special teams

2014 (w/ JAX - 1/0)

Earned spot on opening day roster after joining club as a rookie free agent ... Was inactive for 15 games

- **11/9 vs. DAL:** Made NFL debut and played right guard for the entire second half

COLLEGE (AT CLEMSON 2009-13)

- Began his career as a fullback for the Tigers, before moving to the defensive line in 2010 and the offensive line in the spring of 2012
- Played in 51 games with 27 starts
- Started 25 games on offense over his final two seasons and registered 60 knockdowns on 1,776 snaps
- As a senior in 2013, was a team captain and earned Third-Team All-ACC honors
- As a junior in 2013, named a Strength & Conditioning All-American by the NSCA
- Graduated with a degree in civil engineering

PERSONAL

- Attended East Burke (Icard, N.C.) High School where he was the No. 3 rated fullback in the nation by **Tom Lemming**
- Did not play on the offensive line in high school
- As a fullback, had 2,000 rushing yards and 31 TDs in his junior and senior seasons
- Also served as the team's punter and averaged 40.7 yards per punt
- Full name is Christian Tyler Shatley
- He and his wife, Natalie, have a son, Boone, and a daughter, Sutton
- Is an avid fisherman

10

LAVISKA SHENAULT JR.

POSITION: WIDE RECEIVER
HT: 6-1 | **WT:** 227 | **DOB:** 10-5-1998
COLLEGE: COLORADO
HOMETOWN: DESOTO, TEXAS
ACQ: SECOND ROUND (42ND) OF 2020 NFL DRAFT
EXP: ROOKIE

@Viska2Live

@HunchoViska

OVERVIEW

Originally drafted by Jacksonville in the second round (42nd overall) of the 2020 draft ... Pronounced ***Lu-visk-uh Shuh-nault***

PRO (GAMES PLAYED/STARTED - 8/7)

2020 (w/ JAX - 8/7)

- **9/13 vs. IND:** Started at wide receiver in his NFL debut and posted three receptions for 37 yards and one TD ... Only rookie wide receiver to catch a TD pass in Week 1
- **9/20 at TEN**: Totaled 72 scrimmage yards (37 rushing and 35 receiving) on eight touches (five rushes and three receptions)
- **9/24 vs. MIA:** Posted 33 receiving yards on five receptions
- **10/4 at CIN:** Started at wide receiver and tallied five receptions for 86 yards ... Added one rush for 5 yards
- **10/11 at HOU:** Started at wide receiver and led the team with seven receptions for 79 yards
- **10/18 vs. DET:** Tallied three receptions for 10 yards and added one rush for 1 yard
- **10/25 at LAC:** Posted three receptions for a team-leading 44 yards, including a season-long 36-yard catch
- **11/8 vs. HOU:** Posted one reception before exiting the game with a hamstring injury
- **11/15 at G.B.:** Inactive (hamstring)
- **11/22 vs. PIT:** Inactive (hamstring)

COLLEGE (AT COLORADO, 2017-19)

- Declared for the draft following his junior season after appearing in 32 games and catching 149 career passes for 1,943 yards and 10 TDs ... Added 42 rushes for 280 yards and seven TDs
- Finished his career ranked eighth in school history in all-time receptions (149) and 11th in all-time receiving yards (1,943)
- Scored a rushing and receiving TD in the same game five times during his career becoming the only player in school history to score two rushing TDs and two receiving TDs in the same game
- Totaled eight 100-yard receiving games, the fifth-most in school history
- Earned the Zach Jordan Award twice (2018 and 2019), presented annually to the school's most valuable player

PERSONAL

- Played at DeSoto (Texas) High School and caught 46 passes for 825 yards and nine TDs as a senior
- Has grown his hair as a tribute to his father, Laviska Sr., who died when he was 10 years old
- Said his goal as an NFL player is to be a mix of **Larry Fitzgerald**, **Julio Jones** and **Jarvis Landry**
- Favorite musical artist is **Lil Baby**
- Represented by Klutch Sports, the same agency as LeBron James
- Favorite movie is the Kingsman and is very interested in film
- Other hobbies include video games, Sodoku and pick-up basketball games
- Spent time volunteering in high school to honor local veterans
- His cousin, Khari Harden, played two seasons (2013-14) at Auburn

REGULAR SEASON STATISTICS

			RUSHING					RECEIVING				
YEAR	TEAM	GP/GS	NO	YDS	AVG	LG	TD	NO	YDS	AVG	LG	TD
2020	JAX	8/7	11	54	4.9	14	0	30	323	10.8	36	1
NFL totals: 1 yr.		**8/7**	**11**	**54**	**4.9**	**14**	**0**	**30**	**323**	**10.8**	**36**	**1**

2020 GAME-BY-GAME STATISTICS

		RUSHING					RECEIVING				
DATE	OPP	NO	YDS	AVG	LG	TD	NO	YDS	AVG	LG	TD
09/13	vs. IND	2	10	5.0	5	0	3	37	12.3	18	1
09/20	at TEN	5	37	7.4	14	0	3	35	11.7	14	0
09/24	vs. MIA	1	1	1.0	1	0	5	33	6.6	16	0
10/04	at CIN	1	5	5.0	5	0	5	86	17.2	28	0
10/11	at HOU	0	0	-	-	0	7	79	11.3	25	0
10/18	vs. DET	1	1	1.0	1	0	3	10	3.3	4	0
10/25	at LAC	1	0	0.0	0	0	3	44	14.7	36	0
	BYE WEEK										
11/08	vs. HOU	0	0	-	-	0	1	-1	-1.0	-1	0
11/15	at G.B.						Inactive				
11/22	vs. PIT						Inactive				
11/29	vs. CLE										
12/06	at MIN										
12/13	vs. TEN										
12/20	at BAL										
12/27	vs. CHI										
01/03	at IND										
2020 totals:		**11**	**54**	**4.9**	**14**	**0**	**30**	**323**	**10.8**	**36**	**1**

94



DAWUANE SMOOT

POSITION: DEFENSIVE LINE
HT: 6-3 | **WT:** 264 | **DOB:** 3-2-1995
COLLEGE: ILLINOIS
HOMETOWN: GROVEPORT, OHIO
ACQ: THIRD ROUND (68TH) OF 2017 DRAFT
EXP: 4TH YEAR

@BigSmoot_94

@BigSmoot_94

OVERVIEW

Originally drafted by Jacksonville in the third round (68th overall) of the 2017 draft ... Pronounced ***duh-WAHN***

PRO (GAMES PLAYED/STARTED - 50/1, 3/0)

Fourth-year defensive lineman has played in 50 career games, amassing 48 tackles (35 solo), 11 tackles for loss and 7.5 sacks

2020 (w/ JAX - 10/1)

- **9/13 vs. IND:** Saw action on the defensive line and recorded one quarterback hit
- **9/20 at TEN**: Saw action on the defensive line and tallied one tackle
- **9/24 vs. MIA:** Saw action on the defensive line
- **10/4 at CIN:** Saw action on the defensive line and made three tackles
- **10/11 at HOU:** Earned his first career start at defensive end and collected two tackles, including 1.0 sack ... One of his three pressures helped force CB **Sidney Jones IV's** second-quarter INT
- **10/18 vs. DET:** Posted two tackles at defensive end
- **10/25 at LAC:** Saw action at defensive end and posted two tackles, including a half-sack, and two quarterback hits
- **11/8 vs. HOU:** Saw action at defensive end and posted two tackles and one quarterback hit
- **11/15 at G.B.:** Saw action at defensive end
- **11/22 vs. PIT:** Saw action at defensive end, posting one tackle and one quarterback hit

2019 (w/ JAX - 16/0)

Appeared in all 16 games, amassing career highs with 17 tackles (12 solo), 6.0 sacks and one fumble recovery

- **9/19 vs. TEN:** Posted three tackles (two solo) including his first two career sacks
- **12/22 at ATL:** Saw action at defensive end and notched 1.0 sack
- **12/29 vs. IND:** Posted two tackles, 1.0 sack and one fumble recovery

2018 (w/ JAX - 8/0)

- **11/11 at IND:** Made his season debut and recorded one tackle
- **12/2 vs. IND:** Saw action on the defensive line , posting two tackles (one solo)
- **12/16 vs. WAS:** Recorded one tackle for loss

2017 (w/ JAX - 16/0, 3/0)

- **9/10 at HOU:** Made his NFL debut and recorded one solo tackle
- **9/24 vs. BAL:** Saw action at defensive end and recorded two solo tackles
- **11/19 at CLE:** Recorded two tackles (one solo) and assisted on one special teams tackle
- **11/26 at ARI:** Recorded two solo tackles and two solo special teams tackles

COLLEGE (AT ILLINOIS, 2013-16)

- Finished his career with 24 straight starts
- Tied for sixth in Illinois history with 38.5 tackles for a loss and eighth with 16.5 career sacks
- Named team captain as a senior, starting all 12 games at defensive tackle and totaled 56 tackles, 15 for a loss, 10 QB pressures, 5.0 sacks, two forced fumbles and one pass defensed
- Recorded 8.0 sacks in his junior year

PERSONAL

- Goes by "D.J."
- Attended Groveport Madison (Ohio) High School
- In his final two seasons, totaled 204 tackles, 24.0 sacks, five forced fumbles, four passes defensed and one fumble recovery
- Earned defensive MVP at Madison his junior and senior years
- Has his own personal YouTube channel, 'Smoot TV', that chronicles his NFL journey on and off the field

REGULAR SEASON STATISTICS

YEAR	TEAM	GP/GS	TKL	SOLO	ASST	SACKS	FF	FR	PD	TFL
2017	JAX	16/0	15	11	4	0.0	0	0	0	2
2018	JAX	8/0	4	3	1	0.0	0	0	0	1
2019	JAX	16/0	17	12	5	6.0	0	1	0	6
2020	JAX	10/1	12	9	3	1.5	0	0	0	2
NFL totals: 4 yrs.		**50/1**	**48**	**35**	**13**	**7.5**	**0**	**1**	**0**	**11**

Single Game Career Highs

Tackles:
3 (9/19/19 vs. TEN)

Sacks:
2.0 (9/19/19 vs. TEN)

Tackles for loss:
2 (9/19/19 vs. TEN)

Fumble recoveries:
1 (12/29/19 vs. IND)

POSTSEASON CAREER STATISTICS

YEAR	TEAM	GP/GS	TKL	SOLO	ASST	SACKS	FF	FR	PD	TFL
2017	JAX	3/0	0	0	0	0.0	0	0	0	0
NFL totals: 4 yrs.		**3/0**	**0**	**0**	**0**	**0.0**	**0**	**0**	**0**	**0**

2020 GAME-BY-GAME STATISTICS

DATE	OPP	TKL	SOLO	ASST	SACKS	FF	FR	PD	TFL
09/13	vs. Indianapolis	0	0	0	0.0	0	0	0	0
09/20	at Tennessee	1	1	0	0.0	0	0	0	0
09/24	vs. Miami	0	0	0	0.0	0	0	0	0
10/04	at Cincinnati	3	3	0	0.0	0	0	0	0
10/11	at Houston	2	2	0	1.0	0	0	0	2
10/18	vs. Detroit	2	1	1	0.0	0	0	0	0
10/25	at L.A. Chargers	2	1	1	0.5	0	0	0	0
	BYE WEEK								
11/08	vs. Houston	1	0	1	0.0	0	0	0	0
11/15	at Green Bay	0	0	0	0.0	0	0	0	0
11/22	vs. Pittsburgh	1	1	0	0.0	0	0	0	0
11/29	vs. Cleveland								
12/06	at Minnesota								
12/13	vs. Tennessee								
12/20	at Baltimore								
12/27	vs. Chicago								
01/03	at Indianapolis								
2020 totals:		**12**	**9**	**3**	**1.5**	**0**	**0**	**0**	**2**

75

JAWAAN TAYLOR

POSITION: OFFENSIVE LINEMAN
HT: 6-5 | **WT:** 312 | **DOB:** 11-25-1997
COLLEGE: FLORIDA
HOMETOWN: COCOA, FLORIDA
ACQ: SECOND ROUND (35TH) OF 2019 DRAFT
EXP: 2ND YEAR

@Jawaan_Taylor74

@Jawaan.

TRANSACTIONS

Originally drafted by Jacksonville in the second round (35th overall) of the 2019 draft

PRO (GAMES PLAYED/STARTED - 26/26)

Second-year offensive lineman started all 26 games at right tackle and earned PFF All-Rookie Team honors in 2019

2020 (w/ JAX - 10/10)

- **9/13 vs. IND:** Started at right tackle and helped undrafted rookie RB **James Robinson** rush for 62 yards
- **9/20 at TEN**: Started at right tackle and helped the team rush for 165 yards
- **9/24 vs. MIA:** Started at right tackle
- **10/4 at CIN:** Started at right tackle
- **10/11 at HOU:** Started at right tackle
- **10/18 vs. DET:** Started at right tackle
- **10/25 at LAC:** Started at right tackle
- **11/8 vs. HOU:** Started at right tackle
- **11/15 at G.B.:** Started at right tackle
- **11/22 vs. PIT:** Started at right tackle

2019 (w/ JAX - 16/16)

Started in all 16 games, becoming the first Jaguars rookie on offense to start in all 16 games since OL **Maurice Williams** in 2001 ... Part of an offensive line that helped RB **Leonard Fournette** gain 1,674 yards from scrimmage ... Fournette became the only Jaguars player since 2011 to post at least 1,500 scrimmage yards in a single season

- **9/8 vs. K.C.:** Started at right tackle in his NFL debut
- **9/19 vs. TEN:** Started at right tackle and played all 54 offensive snaps
- **9/29 at DEN:** Started and helped RB **Leonard Fournette** gain a career-high 225 yards rushing and an average of 7.1 yards per carry ... The team averaged 269 total net rushing yards, the second-most in franchise history
- **10/6 at CAR:** Started at right tackle, helping RB **Leonard Fournette** eclipse the 100 yard mark in back-to-back games for the first time since his rookie season in 2017
- **10/20 at CIN:** Started at right tackle, paving the way for RB **Leonard Fournette's** 131 yards rushing



COLLEGE (AT FLORIDA, 2016-18)

- Did not miss a game in his three-year career for the Gators, playing in all 37 games with 35 starts (33 at RT, 2 at LT)
- Was part of a Gator offensive line in 2018 that allowed 18 sacks, the 20th-fewest in the NCAA and third-fewest in the SEC, garnering Second-Team All-SEC accolades from Athlon Sports
- Declared for the NFL Draft following his junior season

PERSONAL

- Attended Cocoa (Fla.) High School
- Member of the 2015 Florida Class 4A First Team All-State
- As a senior, helped his team to a 10-3 record and reach the Class 4A State Semifinals
- Son of Robert and **Wendy Taylor**
- Learned to play the drums in church
- Avid fisherman and caught a 400 lb. goliath grouper while fishing in 2020

56

QUINCY WILLIAMS

POSITION: LINEBACKER
HT: 5-11 | **WT:** 225 | **DOB:** 8-28-1996
COLLEGE: MURRAY STATE
HOMETOWN: BIRMINGHAM, ALABAMA
ACQ: THIRD ROUND (98TH) OF 2019 DRAFT
EXP: 2ND YEAR

@QuincyWilliams_

@TheQuincyWilliams

TRANSACTIONS

Originally drafted by Jacksonville in the third round (98th overall) of the 2019 draft ... Placed on injured reserve by Jacksonville on 12/11/19 ... Activated to the 53-man roster from the reserve/injured-designated for return list on 10/10/20

PRO (GAMES PLAYED/STARTED - 16/8)

Second-year linebacker has played in 16 games with eight starts

2020 (w/ JAX - 5/0)

Sustained a core muscle injury during training camp and was placed on injured reserve following final roster reductions ... Was designated for return from the reserve/injured list on Sept. 30 ... Activated to 53-man roster from reserve/injured-designated to return on Oct. 10

- **10/11 at HOU:** Saw action on special teams in his season debut
- **10/18 vs. DET:** Saw action at linebacker, collecting two tackles, and on special teams
- **10/25 at LAC:** Saw action at linebacker and posted seven tackles, including one tackle for loss, and his first career pass defensed
- **11/8 vs. HOU:** Saw action on special teams
- **11/15 at G.B.:** Saw action on special teams
- **11/22 vs. PIT:** Inactive

2019 (w/ JAX - 11/8)

Appeared in 11 games during his rookie campaign, starting eight and tallied 48 tackles (30 solo), including two tackles for loss ... Season was cut short after being placed on injured reserve on Dec. 11 due to a season-ending knee injury suffered in Week 11 against the L.A. Chargers

- **9/8 vs. K.C.:** Made his NFL debut with a start at linebacker, registering four tackles and one tackle for loss
- **9/15 at HOU:** Started at linebacker and led the team with eight tackles
- **9/19 vs. TEN:** Started at linebacker, amassing eight tackles (four solo)
- **9/29 at DEN:** Started and posted eight tackles (four solo)
- **11/24 at TEN:** Started at weakside linebacker, contributing six tackles (four solo), including one tackle for loss

COLLEGE (AT MURRAY STATE, 2015-18)

- Played in 43 games at Murray State and registered 231 tackles (142 solo), 18 tackles for loss, nine passes defensed, three forced fumbles, three INTs and one fumble recovery
- Earned First-Team All-Ohio Valley Conference honors as a senior in 2018, recording a team-leading 111 tackles (78 solo), 9.5 tackles for loss, six passes defensed, two INTs and two forced fumbles ... Williams' 7.1 solo tackles per game ranked second in the FCS
- Played in 11 games with 10 starts in 2017 as a junior, fnishing fourth on the team with 57 tackles

PERSONAL

- Played at Wenonah (Ala.) High School and earned Birmingham Athletic Partnership Defensive Player of the Year as a senior
- Quincy Williams' younger brother, **Quinnen Williams**, attended Alabama and was selected by the New York Jets with the No. 3 overall selection in 2019

REGULAR SEASON STATISTICS

YEAR	TEAM	GP/GS	TKL	SOLO	ASST	SACKS	FF	FR	PD	TFL	INT
2019	JAX	11/8	48	30	18	0.0	0	0	0	2	0
2020	JAX	5/0	9	5	4	0.0	0	0	1	1	0
NFL totals: 2 yrs.		**16/8**	**57**	**35**	**22**	**0.0**	**0**	**0**	**1**	**3**	**0**

Single Game Career Highs

Tackles:
8 (three times; last: 9/29/19 at DEN)

Tackles for loss:
1 (two times; last: 11/24/19 at TEN)

2020 GAME-BY-GAME STATISTICS

DATE	OPP	TKL	SOLO	ASST	SACKS	FF	FR	PD	TFL	INT
09/13	vs. Indianapolis				Injured reserve					
09/20	at Tennessee				Injured reserve					
09/24	vs. Miami				Injured reserve					
10/04	at Cincinnati				Injured reserve					
10/11	at Houston	0	0	0	0.0	0	0	0	0	0
10/18	vs. Detroit	2	2	0	0.0	0	0	0	0	0
10/25	at L.A. Chargers	7	3	4	0.0	0	0	1	1	0
	BYE WEEK									
11/08	vs. Houston	0	0	0	0.0	0	0	0	0	0
11/15	at Green Bay	0	0	0	0.0	0	0	0	0	0
11/22	vs. Pittsburgh				Inactive					
11/29	vs. Cleveland									
12/06	at Minnesota									
12/13	vs. Tennessee									
12/20	at Baltimore									
12/27	vs. Chicago									
01/03	at Indianapolis									
2020 totals:		**9**	**5**	**4**	**0.0**	**0**	**0**	**1**	**1**	**0**

26

JARROD WILSON

POSITION: SAFETY
HT: 6-2 | **WT:** 210 | **DOB:** 2-9-1994
COLLEGE: MICHIGAN
HOMETOWN: AKRON, OHIO
ACQ: ROOKIE FREE AGENT 2016
EXP: 5TH YEAR

@jarrodwilsonfoundation

TRANSACTIONS

Originally signed by Jacksonville as an undrafted rookie on 5/1/16 ... Re-signed on 1/19/19 ... Placed on injured reserve on 9/14/20 ... Activated to the 53-man roster from the reserve/injured-designated for return list on 10/10/20

PRO (GAMES PLAYED/STARTED - 69/24, 3/0)

• Fifth-year safety who has appeared in 69 games, making 24 starts, including all 16 games at free safety in 2019
• Career totals include 124 tackles (91 solo), eight passes defensed, three INTs and two forced fumbles

2020 (w/ JAX - 6/6)

Named team captain as voted on by his teammates ... Placed on injured reserve following Week 1 with a hamstring injury ... Was designated for return from the reserve/injured list on Oct. 7 ... Activated from injured reserve on Oct. 10

• **9/13 vs. IND:** Started at free safety and made three tackles before exiting the game with a hamstring injury
• **10/11 at HOU:** Started at free safety and collected three tackles and one INT, which he returned 48 yards
• **10/18 vs. DET:** Started at free safety and tallied five tackles before exiting the game with a hamstring injury
• **10/25 at LAC:** Inactive (hamstring)
• **11/8 vs. HOU:** Started at free safety and posted three tackles
• **11/15 at G.B.:** Started at free safety and made five tackles
• **11/22 vs. PIT:** Started at free safety and amassed nine tackles (six solo), one pass defense and one tackle for loss

2019 (w/ JAX - 16/16)

Started in all 16 games and led the team in total snaps played (1,186) and tackles (73) ... Also posted career highs with four passes defensed, two INTs and one forced fumble ... One of five players in the NFL to play every defensive snap for their team

• **9/15 at HOU:** Started at free safety, amassing eight tackles (four solo), including two tackles for loss and added one pass defensed
• **11/3 vs. HOU:** Started and posted four solo tackles and a forced fumble that prevented a TD in the fourth quarter
• **11/17 at IND:** Started at free safety, recording five tackles (four solo), one pass defensed, his first career INT and one special teams tackle
• **12/1 vs. T.B.:** Started and posted six tackles (two solo)
• **12/22 at ATL:** Started and notched seven tackles (five solo) and one INT
• **12/29 vs. IND:** Started and tallied a team-high six tackles (five solo) and one tackle for loss

2018 (w/ JAX - 16/2)

Appeared in all 16 games for the second time in his career and recorded 16 tackles and two passes defensed ... Added five special teams tackles

• **12/23 at MIA**: Made his first career start at strong safety and recorded three tackles
• **12/30 at HOU**: Started and recorded six tackles, including one for a loss, and one pass defensed ... Also collected one solo tackle on special teams

2017 (w/ JAX - 15/0, 3/0)

Saw action in 15 games and recorded eight special teams tackles

• **11/19 at CLE:** Saw action at safety and on special teams, recovering one fumble in the third quarter on Browns S **Jabrill Peppers**' muffed punt
• **1/14 at PIT**: Recorded two passes defensed in relief of S **Tashaun Gipson Sr.**, who left the game with a foot injury and did not return

2016 (w/ JAX - 16/0)

• **9/11 vs. GB**: Made his NFL and Jaguars debut and played special teams

COLLEGE (AT MICHIGAN, 2012-15)

• Four-year letterman who appeared in 48 games with 31 starts during his time in Ann Arbor
• Career totals include 169 tackles, seven passes defensed, four INTs, four tackles for loss, one forced fumble and one fumble recovery
• Named a 2015 All-Big Ten Honorable Mention
• Majored in general studies in the College of Literature, Science and the Arts

PERSONAL

• Attended Akron Buchtel (Ohio) High School where he played for former Michigan RB **Ricky Powers**
• Registered 71 tackles and three INTs, including one pick six, as a senior in 2011 en route to first-team All-State honors
• Also lettered in basketball
• His uncle, **Dave Young**, played at Purdue and for the Baltimore Colts
• Launched the 'Jarrod Wilson Foundation' in April of 2019 which focuses on giving back to communities through career and college readiness, scholarship programs, community service and athletics
• Engaged to Desaray in March 2020

REGULAR SEASON STATISTICS

YEAR	TEAM	GP/GS	TKL	SOLO	ASST	SACKS	FF	FR	PD	INT
2016	JAX	16/0	2	2	0	0.0	0	0	0	0
2017	JAX	15/0	3	3	0	0.0	0	1	0	0
2018	JAX	16/2	16	14	2	0.0	1	0	2	0
2019	JAX	16/16	73	52	21	0.0	1	0	4	2
2020	JAX	6/6	30	20	10	0.0	0	0	2	1
NFL totals: 5 yrs.		**69/24**	**124**	**91**	**33**	**0.0**	**2**	**1**	**8**	**3**

Single Game Career Highs

Tackles:
8 (9/15/19 at HOU)

Tackles for loss:
2 (9/15/19 at HOU)

Forced fumbles:
1 (11/3/19 vs. HOU)

Passes defensed:
1 (eight times, last: 11/22/20 vs. PIT)

Interceptions:
1 (two times; last: 12/22/19 at ATL)

Additional Statistics: Nine tackles for loss

POSTSEASON CAREER STATISTICS

YEAR	TEAM	GP/GS	TKL	SOLO	ASST	SACKS	FF	FR	PD	INT
2017	JAX	3/0	0	0	0	0.0	0	0	2	0
NFL totals: 4 yrs.		**3/0**	**0**	**0**	**0**	**0.0**	**0**	**0**	**2**	**0**

2020 GAME-BY-GAME STATISTICS

DATE	OPP	TKL	SOLO	ASST	SACKS	FF	FR	PD	INT
09/13	vs. Indianapolis	3	2	1	0.0	0	0	0	0
09/20	at Tennessee				Injured reserve				
09/24	vs. Miami				Injured reserve				
10/04	at Cincinnati				Injured reserve				
10/11	at Houston	3	2	1	0.0	0	0	1	1
10/18	vs. Detroit	5	4	1	0.0	0	0	0	0
10/25	at L.A. Chargers				Inactive				
	BYE WEEK								
11/08	vs. Houston	3	2	1	0.0	0	0	0	0
11/15	at Green Bay	5	3	2	0.0	0	0	0	0
11/22	vs. Pittsburgh	9	6	3	0.0	0	0	1	0
11/29	vs. Cleveland								
12/06	at Minnesota								
12/13	vs. Tennessee								
12/20	at Baltimore								
12/27	vs. Chicago								
01/03	at Indianapolis								
2020 totals:		**30**	**20**	**10**	**0.0**	**0**	**0**	**2**	**1**

42

ANDREW WINGARD

POSITION: SAFETY
HT: 6-0 | **WT:** 209 | **DOB:** 12-5-1996
COLLEGE: WYOMING
HOMETOWN: ARVADA, COLORADO
ACQ: ROOKIE FREE AGENT 2019
EXP: 2ND YEAR

@DeweyWingard

@DeweyWingard

TRANSACTIONS

Originally signed by Jacksonville as an undrafted rookie on May 10, 2019 ... Placed on reserve/injured list on 10/12/20 ... Activated from reserve/injured list on 11/14/20

PRO (GAMES PLAYED/STARTED - 23/5)

Second-year safety who was the only undrafted rookie free agent signed in 2019 to make the team's opening day roster last season

2020 (w/ JAX - 7/3)

- **9/13 vs. IND:** Saw action at free safety, recording his first career INT in the fourth quarter, and on special teams, leading the team with two special teams stops
- **9/20 at TEN**: Started at free safety and posted a career-high nine tackles (seven solo)
- **9/24 vs. MIA:** Started at free safety and posted three tackles
- **10/4 at CIN:** Started at free safety and matched his career high with nine tackles ... Added one pass defensed and one special teams tackle
- **10/11 at HOU:** Saw action at special teams before exiting the game with an abdominal injury and being placed on injured reserve on Oct. 12
- **11/15 at G.B.:** Saw action on defense and on special teams
- **11/22 vs. PIT:** Saw action at free safety and made three tackles (two solo) and one pass defense ... Added one tackle on special teams

2019 (w/ JAX - 16/2)

Apppeared in all 16 games, making two starts, while compiling 19 tackles (14 solo), 1.0 sack and one forced fumble ... Led the team with eight special teams tackles

- **9/8 vs. K.C.:** Made his NFL debut, seeing action at safety and on special teams, and totaled one solo tackle and two special teams tackles
- **11/24 at TEN:** Saw action on defense in relief of injured S **Ronnie Harrison**, recording a career-high five tackles (three solo)
- **12/1 vs. T.B.:** Made his first career start at strong safety, recording six tackles (five solo), including a strip-sack, marking the first sack of his career
- **12/8 vs. LAC:** Started at free safety, amassing four tackles (two solo)

COLLEGE (AT WYOMING, 2015-18)

- Finished second in Wyoming school history with 454 tackles while adding 18 passes defensed, 10 INTs and five forced fumbles
- Recorded 87 tackles (46 solo), three passes defensed and two INTs as a senior in 2018, earning First-Team All-Mountain West honors
- Named First-Team All-Mountain West as a junior in 2017 after totaling 114 tackles and a career-high five INTs
- Recorded 131 total tackles in 2016, which ranked fourth in the FBS and first in the Mountain West
- Played in all 12 games (11 starts) as a freshman in 2015 and registered 122 total tackles
- His 6.9 solo tackles per game ranked No. 1 in the Mountain West and No. 4 in the NCAA

PERSONAL

- Attended Ralston Valley (Arvada, Colo.) High School and rushed for 1,653 yards on 190 carries in his senior season
- Earned first-team all-state honors after totaling 2,702 all-purpose yards
- Father, Dan, was a punter at the University of Nebraska
- Avid skier and golfer

REGULAR SEASON STATISTICS

YEAR	TEAM	GP/GS	TKL	SOLO	ASST	SACKS	FF	FR	PD	INT
2019	JAX	16/2	19	14	5	1.0	1	0	0	0
2020	JAX	7/3	24	17	7	0.0	0	0	3	1
NFL totals: 2 yrs.		**23/5**	**43**	**31**	**12**	**1.0**	**1**	**0**	**3**	**1**

Tackles:
9 (9/20/20 at TEN)

Sacks:
1.0 (12/1/19 vs. T.B.)

Forced fumbles:
1 (12/1/19 vs. T.B.)

INTs:
1 (9/13/20 vs. IND)

Additional statistics: 15 special teams tackles

2020 GAME-BY-GAME STATISTICS

DATE	OPP	TKL	SOLO	ASST	SACKS	FF	FR	PD	INT
09/13	vs. Indianapolis	0	0	0	0.0	0	0	1	1
09/20	at Tennessee	9	7	2	0.0	0	0	0	0
09/24	vs. Miami	3	3	0	0.0	0	0	0	0
10/04	at Cincinnati	9	5	4	0.0	0	0	1	0
10/11	at Houston	0	0	0	0.0	0	0	0	0
10/18	vs. Detroit			Injured reserve					
10/25	at L.A. Chargers			Injured reserve					
	BYE WEEK								
11/08	vs. Houston			Injured reserve					
11/15	at Green Bay	0	0	0	0.0	0	0	0	0
11/22	vs. Pittsburgh	3	2	1	0.0	0	0	1	0
11/29	vs. Cleveland								
12/06	at Minnesota								
12/13	vs. Tennessee								
12/20	at Baltimore								
12/27	vs. Chicago								
01/03	at Indianapolis								
2020 totals:		**24**	**17**	**7**	**0.0**	**0**	**0**	**3**	**1**

Additional statistics: five special teams tackles

TEAM RECORDS

WINS / LOSSES

REGULAR SEASON RECORD
177-233

HOME RECORD
107-98

ROAD RECORD
70-135

MOST CONSECUTIVE WINS
10/3/99 through 12/19/99 11
11/24/96 through 9/22/97 8
12/14/97 through 10/12/98 7
12/18/05 through 9/18/06 5
11/6/05 through 12/4/05 5
9/6/98 through 10/12/98 5

MOST CONSECUTIVE HOME WINS
9/29/96 through 11/30/97 13
10/17/99 through 9/17/00 7
11/5/17 through 9/16/18 6
12/18/05 through 11/5/06 6
9/13/98 through 12/6/98 6

MOST CONSECUTIVE ROAD WINS
9/19/99 through 12/19/99 7
11/20/05 through 12/25/05 4
12/14/97 through 9/27/98 4

MOST CONSECUTIVE LOSSES
12/2/12 through 10/27/13 13
9/20/20 through 11/22/20 9
10/23/16 through 12/18/16 9
12/15/13 through 10/12/14 9
10/7/18 through 11/25/18 7
9/30/12 through 11/18/12 7
10/29/95 through 12/17/95 7

MOST CONSECUTIVE HOME LOSSES
12/9/12 through 11/17/13 7
9/16/12 through 11/8/12 5
Eight streaks tied, last: 9/20/20 through 11/22/20 4

MOST CONSECUTIVE ROAD LOSSES
12/29/13 through 11/8/15 13
10/21/12 through 10/13/13 10
10/29/95 through 11/17/96 10
12/29/02 through 12/28/03 9
Four streaks tied, last: 9/20/20 through 11/15/20 6

POSTSEASON RECORD
7-7

HOME POSTSEASON RECORD
3-1

AWAY POSTSEASON RECORD
4-6

SCORING

MOST POINTS SCORED IN A SEASON
2017 417
2007 411
1999 396
1997 394
1998 392

MOST POINTS SCORED IN A GAME
12/13/15 vs. Indianapolis 51
12/23/07 vs. Oakland 49
12/3/00 vs. Cleveland 48
12/17/17 vs. Houston 45
11/1/98 at Baltimore 45

MOST POINTS SCORED - FIRST QUARTER
vs. Philadelphia (W, 38-21, 10/12/97) 21
at New Orleans (L, 24-41, 11/4/07) 17
vs. Tennessee (W, 40-13, 1/1/06) 17
at Baltimore (L, 36-39, 9/10/00) 17
at Tennessee (W, 30-24, 11/2/97) 17

MOST POINTS SCORED - SECOND QUARTER
vs. Tampa Bay (W, 41-14, 12/11/11) 28
at Baltimore (W, 45-19, 11/1/98) 28
vs. Buffalo (W, 34-31, 10/25/15) 27
vs. Houston (W, 45-7, 12/17/17) 24
at Detroit (W, 38-14, 11/9/08) 21
vs. Pittsburgh (W, 21-3, 9/9/01) 21

MOST POINTS SCORED - THIRD QUARTER
vs. Seattle (W, 30-24, 12/10/17) 21
vs. Indianapolis (W, 51-16, 12/13/15) 21
vs. Oakland (W, 38-81, 12/12/10) 21
vs. Cincinnati (W, 30-13, 11/11/01) 21
vs. Cleveland (W, 48-0, 12/3/00) 21

MOST POINTS SCORED - FOURTH QUARTER
at Baltimore (W, 30-23, 11/28/99) 23
vs. Indianapolis (W, 51-16, 12/13/15) 21
vs. Houston (W, 37-17, 10/14/07) 21
at Houston (W, 38-20, 12/24/05) 21
vs. Indianapolis (L, 31-41, 12/10/95) 21

MOST POINTS SCORED - FIRST HALF
at Baltimore (W, 45-19, 11/1/98) 42
vs. Houston (W, 45-7, 12/17/17) 31
vs. Tampa Bay (W, 41-14, 12/11/11) 28
vs. Oakland (W, 49-11, 12/23/07) 28
vs. N.Y. Jets (W, 41-0, 10/8/06) 28

MOST POINTS SCORED - SECOND HALF
vs. Indianapolis (W, 51-16, 12/13/15) 42
vs. San Francisco (W, 41-3, 9/12/99) 35
vs. Oakland (W, 38-31, 12/12/10) 31
at Houston (W, 38-20, 12/24/05) 28
vs. Cleveland (W, 48-0, 12/3/00) 28

FEWEST POINTS SCORED IN A SEASON
2011 243
2018 245
2013 247
2014 249
2012 255

FEWEST POINTS SCORED IN A GAME
10/11/09 at Seattle 0
12/26/04 vs. Houston 0
12/17/95 at Detroit 0
9/8/13 vs. Kansas City 2
16 times, last: 11/22/20 vs. Pittsburgh 3

FEWEST POINTS ALLOWED IN A SEASON
1999 217
2017 268
2005 269
2006 274
2004 280

FEWEST POINTS ALLOWED IN A GAME
vs. Indianapolis (W, 6-0, 12/2/18) 0
at Indianapolis (W, 27-0, 10/22/17) 0
vs. New York Jets (W, 41-0, 10/8/06) 0
vs. Pittsburgh (W, 9-0, 9/18/06) 0
vs. Houston (W, 27-0, 12/7/03) 0
vs. Cleveland (W, 48-0, 12/3/00) 0
vs. Cincinnati (W, 13-0, 9/17/00) 0

MOST POINTS ALLOWED IN A SEASON
2013 449
2015 448
2012 444
2010 419
2014 412

MOST POINTS ALLOWED IN A GAME
9/27/15 at New England 51
12/20/98 at Minnesota 50
11/12/95 vs. Seattle 47
12/8/19 vs. Los Angeles Chargers 45
09/22/13 at Seattle 45

MOST POINTS ALLOWED IN FIRST QUARTER
11/23/97 at Cincinnati 21
9/8/19 vs. Kansas City 17
10/15/17 vs. L.A. Rams 17
12/29/13 at Indianapolis 17
11/23/08 vs. Minnesota 17
11/4/07 at New Orleans 17

MOST POINTS ALLOWED IN SECOND QUARTER
10/25/98 at Denver 24
10/27/16 at Tennessee 24
Seven times, last: 11/29/15 vs. San Diego 21

MOST POINTS ALLOWED IN THIRD QUARTER
11/24/19 at Tennessee 28
10/25/20 at L.A. Chargers 20
Five times, last: 10/4/20 at Cincinnati 17

MOST POINTS ALLOWED IN FOURTH QUARTER
10/7/12 vs. Chicago 28
12/20/98 at Minnesota 24
Six times, last: 12/24/17 at San Francisco 21

MOST POINTS IN A GAME, BOTH TEAMS
12/6/15; Jaguars (39) at Tennessee (42) 81
11/18/12; Jaguars (37) at Houston (43) 80
12/24/17: Jaguars (33) at San Francisco (44) 77
11/12/95; Jaguars (30) vs. Seattle (47) 77

FEWEST POINTS IN A GAME, BOTH TEAMS
12/2/18; Jaguars (6) vs. Indianapolis (0) 6
9/18/06; Jaguars (9) vs. Pittsburgh (0) 9
11/14/99; Jaguars (6) vs. Baltimore (3) 9
9/18/05; Jaguars (3) at Indianapolis (10) 13
9/19/04; Jaguars (7) vs. Denver (6) 13
11/16/03; Jaguars (3) at Tennessee (10) 13
9/17/00; Jaguars (13) vs. Cincinnati (0) 13
9/3/95; Jaguars (3) vs. Houston (10) 13

TEAM RECORDS

SCORING

MOST POINTS IN THE FIRST QUARTER, BOTH TEAMS

11/4/07; Jaguars (17) at New Orleans (17) 34
10/15/17; Jaguars (14) vs. L.A. Rams (17)....31
11/23/97; Jaguars (7) at Cincinnati (21)....28
9/8/19; Jaguars (7) vs. Kansas City (17)....24
11/23/08; Jaguars (7) vs. Minnesota (17)....24
11/2/97; Jaguars (17) at Tennessee (7)....24

MOST POINTS IN THE SECOND QUARTER, BOTH TEAMS

10/25/15; Jaguars (27) vs. Buffalo (10)....37
12/11/11; Jaguars (28) vs. Tampa Bay (7)....35
12/17/09; Jaguars (14)vs. Indianapolis (21)....35
11/1/98; Jaguars (28) at Baltimore (6)....34
10/25/98; Jaguars (7) at Denver (24)....31

MOST POINTS IN THE THIRD QUARTER, BOTH TEAMS

11/24/19; Jaguars (8) at Tennessee (28)....36
10/25/20; Jaguars (15) at L.A. Chargers (20)....35
12/10/17; Jaguars (21) vs. Seattle (10)....31
12/31/06; Jaguars (14) at Kansas City (14)....28
12/12/10; Jaguars (21) vs. Oakland (7)....28

MOST POINTS IN THE FOURTH QUARTER, BOTH TEAMS

12/6/15; Jaguars (20) at Tennessee (21)....41
12/23/00; Jaguars (15) at N.Y. Giants (21)....36
12/24/17; Jaguars (14) at San Francisco (21)....35
12/10/95; Jaguars (21) vs. Indianapolis (14)....35
12/20/98; Jaguars (7) at Minnesota (24)....31

MOST TOUCHDOWNS SCORED IN A SEASON

2007....50
2017....47
1998....47
2015....44
1997....43

MOST TOUCHDOWNS SCORED IN A GAME

vs. Indianapolis (W, 51-16, 12/13/15)....7
vs. Oakland (W, 49-11, 12/23/07)....7
Four times, last: at Tennessee (L, 42-39, 12/6/15)....6

MOST TOUCHDOWNS ALLOWED IN A SEASON

2013....53
2015....51
2010....50
2012....48
2019....47

MOST TOUCHDOWNS ALLOWED IN A GAME

11 times, last: vs. L.A Chargers (L, 45-10, 12/8/19)....6

MOST EXTRA POINTS SCORED IN A SEASON

2007....46
1998....45
2010....41
2006....41
1997....41

MOST EXTRA POINTS SCORED IN A GAME

12/23/07 vs. Oakland....7
Four times, last: 12/17/17 vs. Houston....6

MOST EXTRA POINTS ALLOWED IN A SEASON

2013....53
2015....48
2010....48
2012....46
1995....45

MOST EXTRA POINTS ALLOWED IN A GAME

Nine times, last: 12/8/19 at Tennessee....6

MOST TWO-POINT CONVERSIONS SCORED IN A SEASON

1996....5
1999, 2004, 2019....4

MOST TWO-POINT CONVERSIONS SCORED IN A GAME

11/28/99 at Baltimore....2
10/25/20 at L.A. Chargers....2

MOST TWO-POINT CONVERSIONS ALLOWED IN A SEASON

2007....3
Seven times, last: 2019....2

MOST TWO-POINT CONVERSIONS ALLOWED IN A GAME

In 25 games....1

MOST FIELD GOALS SCORED IN A SEASON

2019....33
1999....31
1997....31
2017....30
1996....30

MOST FIELD GOALS SCORED IN A GAME

Five times, last: 10/10/10 at Buffalo....5

MOST FIELD GOALS ALLOWED IN A SEASON

2016....38
2012....36
2014....31
1998....30
2015....30

MOST FIELD GOALS ALLOWED IN A GAME

12/1/02 vs. Pittsburgh....6
10/8/00 vs. Baltimore....5
9/22/96 at New England....5

MOST DEFENSIVE TDS IN A SEASON

2017....7
1999....4
2015....3
2014....3
2011....3
2008....3
2007....3

MOST DEFENSIVE TDS IN A GAME

10/8/17 at Pittsburgh....2
10/25/15 vs. Buffalo....2
11/30/14 vs. New York Giants....2
12/11/11 vs. Tampa Bay....2
9/12/99 vs. San Francisco....2
33 times, last: 12/30/19 vs. Indianapolis....1

MOST OPPONENT DEFENSIVE TDS IN A SEASON

2015....7
2014....5
2012....5
1996....4
2004....4
2013....4

MOST OPPONENT DEFENSIVE TDS IN A GAME

12/17/06 at Tennessee....3
10/26/14 vs. Miami....2
12/30/12 at Tennessee....2
10/7/12 vs. Chicago....2
10/12/03 vs. Miami....2
11/22/98 at Pittsburgh....2

MOST SPECIAL TEAMS RETURN TDS IN A SEASON

1999....2
14 seasons, last: 2020....1

MOST SPECIAL TEAMS RETURN TDS IN A GAME

16 times, last: 11/15/20 at Green Bay....1

TEAM RECORDS

SCORING

LARGEST MARGIN OF VICTORY

12/3/00 vs. Cleveland (48-0)....48
10/8/06 vs. New York Jets (41-0)....41
12/17/17 vs. Houston (45-7)....38
12/23/07 vs. Oakland (49-11)....38
9/12/99 vs. San Francisco (41-3)....38

LARGEST MARGIN OF DEFEAT

12/17/95 at Detroit (44-0)....44
10/11/09 at Seattle (41-0)....41
12/20/98 at Minnesota (50-10)....40
10/7/12 at Chicago (41-3)....38
12/8/19 vs. Los Angeles Chargers (45-10)....35

LONGEST SCORING DRIVE (YARDS)

10/8/17 at Pittsburgh (3 plays, TD)....98
10/31/99 at Cincinnati (9 plays, TD)....98
11/11/18 at Indianapolis (5 plays, TD)....97
9/3/00 at Cleveland (15 plays, TD)....97
Three times, last: 12/5/17 vs. Cincinnati (15 plays, TD)....96

LONGEST SCORING DRIVE (PLAYS)

12/16/07 at Pittsburgh (74 yards, TD)....20
Six times, last 10/20/13 vs. San Diego (68 yards, FG)....18

LONGEST SCORING DRIVE (TIME)

9/21/08 at Indianapolis (18 plays, 82 yds., FG).. 12:18
9/23/07 at Denver (18 plays, 80 yds., TD).... 11:44
12/2/07 at Indianapolis (16 plays, 84 yds., TD).. 11:10
10/7/07 at Kansas City (18 plays, 77 yds., FG)... 10:55
09/29/19 at Denver (16 plays, 75 yards, TD).... 10:24

POSSESSION / FIRST DOWNS

HIGHEST TIME OF POSSESSION

12/17/06 at Tennessee.... 44:22
10/18/09 vs. St. Louis.... 42:12
11/14/04 vs. Detroit.... 41:44

HIGHEST OPPONENT TIME OF POSSESSION

9/16/12 vs. Houston.... 43:17
12/28/14 at Houston.... 39:48
11/1/09 at Tennessee.... 39:43

LOWEST TIME OF POSSESSION

9/16/12 vs. Houston.... 16:43
12/28/14 at Houston.... 20:12
11/1/09 at Tennessee.... 20:17

LOWEST OPPONENT TIME OF POSSESSION

12/17/06 at Tennessee.... 15:38
10/18/09 vs. St. Louis.... 17:48
11/14/04 vs. Detroit.... 18:16

MOST FIRST DOWNS - SEASON

2017....332
1999....331
2010....330
2007....328
1995....325

MOST FIRST DOWNS - GAME

10/20/96 at St. Louis....36
10/18/09 vs. St. Louis....33
12/24/17 at San Francisco....32
Four times, last: 9/20/20 at Tennessee....30

FEWEST FIRST DOWNS - SEASON

2011....251
2012....269
2014....271
2013....271
2002....275

FEWEST FIRST DOWNS - GAME

12/30/18 at Houston....6
12/26/04 vs. Houston....6
9/14/14 at Washington....8
9/19/04 vs. Denver....8

MOST FIRST DOWNS ALLOWED - SEASON

2012....364
2015....362
2013....353
2019....340
2014....330

MOST FIRST DOWNS ALLOWED - GAME

11/18/12 at Houston....39
9/27/15 at New England....35
9/14/14 at Washington....32
11/4/07 at New Orleans....32
10/2/11 vs. New Orleans....30

FEWEST FIRST DOWNS ALLOWED - SEASON

1999....248
2000....252
2017....257
2006....259
2011....272

FEWEST FIRST DOWNS ALLOWED - GAME

12/3/00 vs. Cleveland....2
12/17/06 at Tennessee....5
12/7/03 vs. Houston....7
Three times, last: 11/5/17 vs. Cincinnati....8

MOST FIRST DOWNS, BOTH TEAMS - GAME

12/24/17, Jacksonville (32) at San Francisco (26)...58
11/18/12, Jacksonville (17) at Houston (39) (OT).....56
10/7/18, Jacksonville (29) at Kansas City (26)..... 55
9/9/20, Jacksonville (30) at Tennessee (23).....53
10/4/20, Jacksonville (25) at Cincinnati (28).....53

FEWEST FIRST DOWNS, BOTH TEAMS - GAME

11/14/99, Jaguars (9) vs. Baltimore (13).... 22
11/27/11, Jaguars (14) vs. Houston (9).... 23
9/3/95, Jaguars (10) vs. Houston (14).... 24

MOST FIRST DOWNS RUSHING - SEASON

2010....148
2007....127
2006....127
2003....118
1999....116

MOST FIRST DOWNS RUSHING - GAME

12/5/10 at Tennessee....16
12/10/06 vs. Indianapolis....16
1/2/11 at Houston....15
11/28/10 at New York Giants....15
12/3/00 vs. Cleveland....15

FEWEST FIRST DOWNS RUSHING - SEASON

2015....69
2013....71
2016....75
2012....76
2001, 2019....85

FEWEST FIRST DOWNS RUSHING - GAME

9/29/13 vs. Indianapolis....0
12 times, last: 10/13/19 vs. New Orleans....1

TEAM RECORDS

FIRST DOWNS

MOST FIRST DOWNS PASSING - SEASON

2015	215
1996	208
2016	207
1999	194
Two times: 2017, 2000	193

FEWEST FIRST DOWNS PASSING - SEASON

2011	122
2006	147
1998	153
2014	154
1995	154

MOST FIRST DOWNS PASSING - GAME

10/20/96 at St. Louis	24
9/16/18 vs. New England	22
10/27/16 at Tennessee	22

FEWEST FIRST DOWNS PASSING - GAME

12/26/04 vs. Houston	2
12/16/18 vs. Washington	2

MOST FIRST DOWNS, PENALTY - SEASON

2016	39
2017	38
2012	36
2005	34
2014	31

MOST FIRST DOWNS, PENALTY - GAME

12/5/13 vs. Houston	7
12/2/12 at Buffalo	7
11/25/18 at Buffalo	6
11/15/15 at Baltimore	6

FEWEST FIRST DOWNS, PENALTY - SEASON

2002	14
2009	16
2000	16
1997	18
2006	19

TEAM RECORDS

TOTAL NET YARDS

MOST NET YARDS GAINED - SEASON

2017	5,855
1996	5,760
2007	5,719
2000	5,690
1999	5,586

MOST NET YARDS GAINED - GAME

10/20/96 at St. Louis	538
9/20/98 vs. Baltimore	519
10/22/17 at Indianapolis	518
10/6/19 at Carolina	507
9/30/18 vs. N.Y. Jets	503

FEWEST NET YARDS GAINED - SEASON

2011	4,149
1995	4,495
2014	4,634
2013	4,701
2012	4,788

FEWEST NET YARDS GAINED - GAME

9/16/12 vs. Houston	117
12/30/18 at Houston	119
12/26/04 vs. Houston	126
11/14/99 vs. Baltimore	132
9/3/95 vs. Houston	146

MOST NET YARDS ALLOWED - SEASON

2012	6,088
2013	6,070
2019	6,007
2015	6,000
2010	5,949

MOST NET YARDS ALLOWED - GAME

11/18/12 at Houston	653
11/4/07 at New Orleans	538
12/27/15 at New Orleans	537
9/25/00 at Indianapolis	533
9/21/14 vs Indianapolis	529

FEWEST NET YARDS ALLOWED -- SEASON

1999	4,334
2006	4,538
2017	4,578
2005	4,655
2003	4,657

FEWEST NET YARDS ALLOWED -- GAME

12/3/00 vs. Cleveland	53
12/17/06 at Tennessee	98
12/7/03 vs. Houston	124
10/24/11 vs. Baltimore	146
11/5/17 vs. Cincinnati	148

MOST NET YARDS GAINED, BOTH TEAMS - SEASON

2015	11,581
2019	11,475
2010	11,409
2009	11,022
2012	10,876

MOST NET YARDS GAINED, BOTH TEAMS -- GAME

11/18/12, Jaguars (458) at Houston (653)	1,111
11/4/07, Jaguars (432) at New Orleans (538)	970
10/6/19, Jaguars (507) at Carolina (445)	952
12/27/15, Jaguars (412) at New Orleans (537)	949
10/4/20, Jaguars (439) at Cincinnati (505)	943

FEWEST NET YARDS GAINED, BOTH TEAMS -- SEASON

2011	9,157
2005	9,804
2018	9,815
2001	9,910
1999	9,920

FEWEST NET YARDS GAINED, BOTH TEAMS -- GAME

10/24/11, Jaguars (205) vs. Baltimore (146)	351
11/14/99, Jaguars (132) vs. Baltimore (242)	374
9/3/95, Jaguars (146) vs. Houston (240)	386
10/3/99, Jaguars (204) at Pittsburgh (216)	420
12/23/18, Jaguars (244) at Miami (183)	427

PASSING

MOST NET YARDS PASSING -- SEASON

1996	4,110
2015	4,108
2019	3,760
2016	3,728
1997	3,704

MOST NET YARDS PASSING -- GAME

10/20/96 at St. Louis	420
9/22/96 at New England (OT)	413
10/7/18 at Kansas City	401
12/24/17 at San Francisco	380
9/30/18 vs. N.Y. Jets	377

FEWEST NET YARDS PASSING -- SEASON

2011	2,179
2002	2,762
1995	2,790
2006	2,882
2014	3,001

FEWEST NET YARDS PASSING -- GAME

12/16/18 vs. Washington	20
12/26/04 vs. Houston	31
9/3/95 vs. Houston	45
9/16/12 vs. Houston	52
9/26/10 vs. Philadelphia	52

MOST NET YARDS PASSING ALLOWED -- SEASON

2015	4,291
2010	4,004
2013	3,962
2014	3,899
2012	3,832

MOST NET YARDS PASSING ALLOWED -- GAME

11/18/12 at Houston	504
9/25/00 at Indianapolis	440
11/4/07 at New Orleans	435
12/27/15 at New Orleans	402
11/17/13 vs. Arizona	402

FEWEST NET YARDS PASSING ALLOWED -- SEASON

2017	2,718
1999	2,890
2005	2,946
2006	3,078
2018	3,113

FEWEST NET YARDS PASSING ALLOWED -- GAME

12/3/00 vs. Cleveland	-9
10/8/06 vs. New York Jets	45
9/24/17 vs. Baltimore	52
12/7/03 vs. Houston	54
12/17/06 at Tennessee	57

MOST NET YARDS PASSING, BOTH TEAMS -- SEASON

2015	8,399
2019	7,538
1996	7,414
2013	7,403
2012	7,251

MOST NET YARDS PASSING, BOTH TEAMS -- GAME

11/18/12, Jaguars (372) at Houston (504)	876
11/4/07, Jaguars (344) at New Orleans (435)	779
12/27/15, Jaguars (347) at New Orleans (402)	749
9/8/19, Jaguars (347) vs. Kansas City (378)	725
10/7/18, Jaguars (401) at Kansas City (298)	699

FEWEST NET YARDS PASSING, BOTH TEAMS -- SEASON

2011	5,520
2006	5,960
2002	6,026
2005	6,136
2018	6,222

FEWEST NET YARDS PASSING, BOTH TEAMS -- GAME

9/3/95, Jaguars (45) vs. Houston (80)	125
12/26/04, Jaguars (31) vs. Houston (114)	145
12/18/18, Jaguars (20) vs. Washington (136)	156
10/8/16, Jaguars (131) vs. Washington (45)	176
10/3/99, Jaguars (80) at Pittsburgh (99)	179

MOST GROSS YARDS PASSING -- SEASON

2015	4,428
1996	4,367
2019	4,023
2000	3,947
2016	3,925

MOST GROSS YARDS PASSING -- GAME

9/22/96 at New England (OT)	432
10/7/18 at Kansas City	430
10/20/96 at St. Louis	421
9/30/18 vs. N.Y. Jets	388
9/10/00 at Baltimore	386

FEWEST GROSS YARDS PASSING -- SEASON

2011	2,510
2002	3,019
2006	3,060
1995	3,144
2004	3,315

FEWEST GROSS YARDS PASSING -- GAME

12/26/04 vs. Houston	54
12/16/18 vs. Washington	57
9/3/95 vs. Houston	69
12/8/02 vs. Cleveland	73
9/16/12 vs. Houston	76

MOST GROSS YARDS PASSING ALLOWED -- SEASON

2015	4,528
2010	4,193
2013	4,187
2014	4,174
2019	4,088

MOST GROSS YARDS PASSING ALLOWED -- GAME

11/18/12 at Houston	527
11/4/07 at New Orleans	445
9/25/00 at Indianapolis	440
11/17/13 vs. Arizona	419
12/27/15 at New Orleans	412

TEAM RECORDS

PASSING

FEWEST GROSS YARDS PASSING ALLOWED -- SEASON

2017	3,074
2005	3,223
1999	3,263
2006	3,278
2018	3,354

FEWEST GROSS YARDS PASSING ALLOWED -- GAME

12/3/00 vs. Cleveland	33
9/24/17 vs. Baltimore	64
10/8/06 vs. New York Jets	71
12/7/03 vs. Houston	71
9/9/07 vs. Tennessee	78

MOST PASSING ATTEMPTS -- SEASON

2016	626
2015	607
2013	592
2019	589
2012	586

MOST PASSING ATTEMPTS -- GAME

10/7/18 at Kansas City	61
10/27/16 at Tennessee	54
10/10/04 at San Diego	54
10/18/15 vs. Houston	53
10/20/96 at St. Louis	52

FEWEST PASSING ATTEMPTS -- SEASON

2006	446
2002	462
1998	463
Three times: 2007, 2010, 2011	469

FEWEST PASSING ATTEMPTS -- GAME

10/13/02 at Tennessee	13
10/8/17 at Pittsburgh	14
12/10/06 vs. Indianapolis	14
12/8/02 vs. Cleveland	14
9/29/02 vs. N.Y. Jets	15

MOST PASSING ATTEMPTS, OPPONENT -- SEASON

2015	602
1998	577
2016	551
2013	551
2001	544

MOST PASSING ATTEMPTS, OPPONENT -- GAME

12/5/13 vs. Houston	58
10/8/17 at Pittsburgh	55
11/18/12 at Houston	55
12/2/18 vs. Indianapolis	52
11/10/02 vs. Washington	51

FEWEST PASSING ATTEMPTS, OPPONENT -- SEASON

2000	458
2008	465
2005	482
2004	497
2018	499

FEWEST PASSING ATTEMPTS, OPPONENT -- GAME

1/3/10 at Cleveland	11
12/30/12 at Tennessee	15
12/17/06 at Tennessee	15
Three times, last: 10/1/00 vs. Pittsburgh	16

MOST PASS COMPLETIONS -- SEASON

2016	369
2019	364
2015	355
1996	353
2013	349

MOST PASS COMPLETIONS -- GAME

10/20/96 at St. Louis	37
10/10/04 at San Diego	36
10/7/18 at Kansas City	33
10/27/16 at Tennessee	33
11/17/19 at Indianapolis	33

FEWEST PASS COMPLETIONS -- SEASON

2011	240
2006	266
2002	268
1998	269
1995	275

FEWEST PASS COMPLETIONS -- GAME

10/13/02 at Tennessee	7
10/28/07 at Tampa Bay	7
3 times, last: 10/8/17 at Pittsburgh	8

MOST PASS COMPLETIONS, OPPONENT -- SEASON

2015	390
2014	355
2013	354
2001	354
Two times: 2009, 2016	345

MOST PASS COMPLETIONS, OPPONENT - GAME

11/18/12 at Houston	43
9/13/20 vs. Indianapolis	36
11/4/07 at New Orleans	35
11/15/15 at Baltimore	34
10/31/10 at Dallas	34

FEWEST PASS COMPLETIONS, OPPONENT - SEASON

2000	258
2005	285
2017	289
1996	290
1999	291

FEWEST PASS COMPLETIONS, OPPONENT - GAME

1/3/10 at Cleveland	7
12/3/00 vs. Cleveland	7
11/17/96 at Pittsburgh	7

MOST TOUCHDOWN PASSES - SEASON

2015	35
2007	28
2010	26
Three times: 1998, 2016, 2019	24

MOST TOUCHDOWN PASSES - GAME

12/6/15 at Tennessee	5
Nine times, last: 9/16/18 vs. New England	4

MOST TOUCHDOWN PASSES, OPPONENT - SEASON

Two times: 2013, 2015	29
Three times: 1995, 2009, 2010	28

MOST TOUCHDOWN PASSES, OPPONENT - GAME

9/22/13 at Seattle	5
11/18/12 at Houston	5
9/10/00 at Baltimore	5
12/26/99 at Tennessee	5
12 times, last: 9/9/20 at Tennessee	4

MOST INTERCEPTIONS THROWN -- SEASON

2013, 2019	21
1996	20
2015, 2014	18

MOST INTERCEPTIONS THROWN -- GAME

10/20/96 at St. Louis	5
Seven times, last: 11/22/20 vs. Jacksonville	4

FEWEST INTERCEPTIONS THROWN - SEASON

2005	6
2007, 2019	8
1997, 2002	9
2009	10

MOST INTERCEPTIONS THROWN, OPPONENT -- SEASON

2017	21
2006, 20017	20
1999, 2005	18
2011	17
2004	16

MOST INTERCEPTIONS THROWN, OPPONENT - GAME

10/8/17 at Pittsburgh	5
10/31/10 at Dallas	4

FEWEST INTERCEPTIONS THROWN, OPPONENT – SEASON

2014	6
2016	7
2015	9
2019	10
2013, 2018	11

MOST TIMES SACKED - SEASON

2014	71
2001	63
1995	57
2000	54
2018	53

MOST TIMES SACKED - GAME

9/14/14 at Washington	10
1/3/16 at Houston	8
12/14/14 at Baltimore	8
12/16/01 at Cleveland	8
12/9/01 at Cincinnati	8

MOST TIMES SACKED, OPPONENT - SEASON

1999	57
2017	55
1997	48
2005, 2019	47

MOST TIMES SACKED, OPPONENT -- GAME

9/10/17 at Houston	10
10/22/17 at Indianapolis	10
9/19/19 vs. Tennessee	9
11/7/99 at Atlanta	9

TEAM RECORDS

PASSING

FEWEST TIMES SACKED - SEASON

2017	24
2003	28
2006	30
2007	31
2004, 2005	32

FEWEST TIMES SACKED, OPPONENT - SEASON

2009	14
1995	17
2012	20
2003	24
2010	26

MOST CONSECUTIVE GAMES WITH A PASSING TD

12/18/14 vs. Ten. - 12/27/15 at N.O.	17
9/10/95 at Cin. - 12/10/95 vs. Indianapolis	13
11/30/03 vs. T.B. - 10/24/04 at Ind.	12

MOST CONSECUTIVE GAMES WITH A PASSING TD, OPPONENT

12/16/07 at Pit. - 11/16/08 vs. Ten.	13
9/20/98 vs. Bal. - 12/20/98 at Minn.	13

MOST 300-YARD PASSING GAMES BY AN INDIVIDUAL - SEASON

2015 (B. Bortles)	6
1996 (M. Brunell)	6
2016 (B. Bortles)	5
2018 (B. Bortles)	4
2017 (B. Bortles)	4

RUSHING

MOST RUSHING YARDS - SEASON

2006	2,541
2010	2,395
2007	2,391
2017	2,262
1998	2,102

MOST RUSHING YARDS - GAME

12/10/06 vs. Indianapolis	375
9/29/19 at Denver	269
12/5/10 at Tennessee	258
10/14/07 vs. Houston	244
12/3/00 vs. Cleveland	244

FEWEST RUSHING YARDS - SEASON

2013	1,260
2012	1,369
2015	1,473
2001	1,600
2016	1,631

FEWEST RUSHING YARDS - GAME

10/2/05 vs. Denver	12
9/14/14 at Washington	25
10/1/00 vs. Pittsburgh	26
11/17/19 at Indianapolis	29
9/22/96 at New England (OT)	29

MOST RUSHING YARDS ALLOWED - SEASON

2012	2,256
2019	2,229
2013	2,108
2002	2,071
2014	2,033

MOST RUSHING YARDS ALLOWED - GAME

11/1/09 at Tennessee	305
10/6/19 at Carolina	285
9/9/07 vs. Tennessee	282
11/17/19 at Indianapolis	264
12/6/18 at Tennessee	264

FEWEST RUSHING YARDS ALLOWED - SEASON

2003	1,406
1999	1,444
2006	1,460
2007	1,605
2001	1,611

FEWEST RUSHING YARDS ALLOWED - GAME

10/7/07 at Kansas City	10
11/20/16 at Detroit	14
11/17/13 vs. Arizona	14
11/20/06 vs. N.Y. Giants	25
Two times, last: 11/18/18 vs. Pittsburgh	26

MOST RUSHING YARDS, BOTH TEAMS - SEASON

2010	4,340
2002	4,160
2017	4,122
1998	4,102
2006	4,001

MOST RUSHING YARDS, BOTH TEAMS - GAME

11/1/09, Jaguars (217) at Tennessee (305)	522
1/2/11, Jaguars (198) at Houston (244)	442
10/6/19, Jaguars (149) at Carolina (285)	434
10/1/17, Jaguars (175) at N.Y. Jets (256)	431
10/30/05, Jaguars (221) at St. Louis (200)	421

FEWEST RUSHING YARDS, BOTH TEAMS - SEASON

2015	3,182
2001	3,211
2016	3,334
2013	3,368
1996	3,431

FEWEST RUSHING YARDS, BOTH TEAMS - GAME

11/17/13, Jaguars (32) vs. Arizona (14)	46
11/20/16, Jaguars (83) at Detroit (14)	97
12/3/01, Jaguars (62) vs. Green Bay (37)	99
11/20/05, Jaguars (49) at Tennessee (63)	112
12/2/18, Jaguars (79) vs. Indianapolis (41)	120

MOST RUSHING ATTEMPTS - SEASON

2017	527
2007	522
1999	514
2006	513
2010	512

MOST RUSHING ATTEMPTS - GAME

12/5/10 at Tennessee	53
11/14/04 vs. Detroit	50
9/21/08 at Indianapolis	48
Four times, last: 9/11/11 vs. Tennessee	47

FEWEST RUSHING ATTEMPTS - SEASON

2015	354
2012	358
2014	360
2001	372

FEWEST RUSHING ATTEMPTS - GAME

11/17/19 at Indianapolis	9
9/14/14 at Washington	10

MOST RUSHING ATTEMPTS, OPPONENT - SEASON

2012	545
2013	507
1995	504
2014	499
2002	487

MOST RUSHING ATTEMPTS, OPPONENT -- GAME

1/3/10 at Cleveland	49
11/1/09 at Tennessee	49
9/9/07 vs. Tennessee	49
9/16/12 vs. Houston	48
12/2/12 at Buffalo	46

FEWEST RUSHING ATTEMPTS, OPPONENT - SEASON

1999	373
2007	390
2010	416
2006	420
2008	428

FEWEST RUSHING ATTEMPTS, OPPONENT - GAME

10/7/07 at Kansas City	10
11/18/18 vs. Pittsburgh	11
11/7/99 at Atlanta	11
10/24/11 vs. Baltimore	12
9/11/11 vs. Tennessee	13
10/5/03 vs. San Diego	13

HIGHEST RUSHING AVERAGE - SEASON

2006	4.95
2010	4.68
2002	4.59
2007	4.58
2009, 2014	4.54

TEAM RECORDS

RUSHING

LOWEST RUSHING AVERAGE - SEASON

2013	3.33
1997	3.79
2012	3.82
1996	3.83
2005	3.90

HIGHEST RUSHING AVERAGE - GAME

11/1/09 at Tennessee (16 att., 217 yds.)	13.56
10/14/07 vs. Houston (26 att., 244 yds.)	9.38
12/10/06 vs. Indianapolis (43 att., 375 yds.)	8.93
12/28/14 at Houston (14 att., 121 yds.)	8.64
10/12/1998 vs. Miami (23 att., 183 yds.)	8.09

LOWEST RUSHING AVERAGE -- GAME

10/2/05 vs. Denver (11 att., 12 yds)	1.09
9/22/97 vs. Pittsburgh (26 att., 40 yds.)	1.54
11/20/05 at Tennessee (30 att., 49 yds.)	1.63
10/1/00 vs. Pittsburgh (16 att., 26 yds.)	1.63
9/15/13 at Oakland (19 att., 34 yds.)	1.79

HIGHEST RUSHING AVERAGE, OPPONENT -- SEASON

2019	5.12
2010	4.68
1998	4.44
2017	4.34
2018	4.33

HIGHEST RUSHING AVERAGE, OPPONENT -- GAME

10/6/19 at Carolina (27 att., 285 yds.)	10.56
12/6/18 at Tennessee (32 att., 264 yds.)	8.25
10/1/17 at N.Y. Jets (32 att., 256 yds.)	8.00
11/17/19 at Indianapolis (36 att., 264 yds.)	7.33
9/15/13 at Oakland (34 att., 226 yds.)	6.65

LOWEST RUSHING AVERAGE, OPPONENT -- SEASON

2003	3.18
2001	3.43
2006	3.48
2015	3.68
1997	3.81

LOWEST RUSHING AVG., OPPONENT - GAME

11/17/13 vs. Arizona (24 att., 14 yds.)	0.58
11/20/16 at Detroit (21 att., 14 yds.)	0.67
10/7/07 at Kansas City (10 att., 10 yds.)	1.00
11/8/15 at N.Y. Jets (28 att., 29 yds.)	1.04
9/14/03 vs. Buffalo (32 att., 43 yds.)	1.34

MOST RUSHING TOUCHDOWNS - SEASON

2006	23
1997, 1999	20
1998, 2002, 2009	19

MOST RUSHING TOUCHDOWNS, OPPONENT - SEASON

2019	23
2013	20
2010, 2012	19

MOST RUSHING TOUCHDOWNS - GAME

12/3/00 vs. Cleveland	5
10/12/97 vs. Philadelphia	5

MOST RUSHING TOUCHDOWNS, OPPONENT - GAME

Six times, last: 11/24/19 at Tennessee	4

MOST 100-YARD RUSHING GAMES, INDIVIDUAL - SEASON

2000	9
2003, 2010	7
1998, 2011	6

MOST CONSECUTIVE GAMES WITH A RUSHING TD

11/12/06 vs. HOU - 12/31/06 at K.C.	8
11/21/99 vs. N.O. - 9/3/00 at CLE	8
11/11/07 at TEN - 12/23/07 vs. OAK	7
9/8/02 vs. IND - 10/27/02 vs. HOU	7

MOST CONSECUTIVE GAMES WITH A RUSHING TD, OPPONENT

12/20/15 vs. ATL - 10/27/16 at TEN	10
11/17/02 vs. WAS - 12/29/02 at IND	7
10/28/01 at BAL - 12/9/01 at CIN	7

RECEPTIONS

MOST RECEPTIONS - SEASON

2016	369
2019	364
2015	355
1996	353
2013	349

MOST RECEPTIONS - GAME

10/20/96 at St. Louis	37
10/10/04 at San Diego	36
11/17/19 at Indianapolis	33
10/7/18 at Kansas City	33
10/27/16 at Tennessee	33

FEWEST RECEPTIONS - SEASON

2011	240
2006	266
2002	268
1998	269
1995	275

FEWEST RECEPTIONS - GAME

10/13/02 at Tennessee	7
10/28/07 at Tampa Bay	7
10/8/17 at Pittsburgh	8
12/10/06 vs. Indianapolis	8
9/19/04 vs. Denver	8

MOST RECEPTIONS, OPPONENT - SEASON

2015	390
2014	355
2001, 2013	354
2009, 2016	345

MOST RECEPTIONS, OPPONENT - GAME

11/18/12 at Houston	43
9/13/20 vs. Indianapolis	36
11/4/07 at New Orleans	35
11/15/15 at Baltimore	34
10/31/10 at Dallas	34

FEWEST RECEPTIONS, OPPONENT - SEASON

2000	258
2005	285
2017	289
1996	290

FEWEST RECEPTIONS, OPPONENT - GAME

1/3/10 at Cleveland	7
12/3/00 vs. Cleveland	7
11/17/96 at Pittsburgh	7
Three times, last: 11/25/18 at Buffalo	8

MOST RECEIVING YARDS - SEASON

2015	4,428
1996	4,367
2019	4,023
2000	3,947
2016	3,925

MOST RECEIVING YARDS - GAME

9/22/96 at New England (OT)	432
10/7/18 at Kansas City	430
10/20/96 at St. Louis	421
9/30/18 vs. New York Jets	388
9/10/00 at Baltimore	386

FEWEST RECEIVING YARDS - SEASON

2011	2,510
2002	3,019
2006	3,060
1995	3,144
2004	3,315

FEWEST RECEIVING YARDS - GAME

12/26/04 vs. Houston	54
12/16/18 vs. Washington	57
9/3/95 vs. Houston	69
12/8/02 vs. Cleveland	73
9/16/12 vs. Houston	76

MOST RECEIVING YARDS, OPPONENT - SEASON

2015	4,528
2010	4,193
2013	4,187
2014	4,174
2019	4,088

MOST RECEIVING YARDS, OPPONENT - GAME

11/18/12 at Houston	527
11/4/07 at New Orleans	445
9/25/00 at Indianapolis	440
11/17/13 vs. Arizona	419
12/27/15 at New Orleans	412

FEWEST RECEIVING YARDS, OPPONENT - SEASON

2017	3,074
2005	3,223
1999	3,263
2006	3,278
2018	3,354

FEWEST RECEIVING YARDS, OPPONENT - GAME

12/3/00 vs. Cleveland	33
9/24/17 vs. Baltimore	64
10/8/06 vs. N.Y. Jets	71
12/7/03 vs. Houston	71
9/9/07 at Tennessee	78

MOST RECEIVING TOUCHDOWNS - SEASON

2015	35
2007	28
2010	26
1998, 2016, 2019	24

TEAM RECORDS

RECEPTIONS

MOST RECEIVING TOUCHDOWNS - GAME

12/6/15 at Tennessee	5
Nine times, last: 9/16/18 vs. New England	4

MOST RECEIVING TOUCHDOWNS, OPPONENT - SEASON

2013, 2015	29
1995, 2009, 2010	28
2008	25

MOST RECEIVING TOUCHDOWNS, OPPONENT - GAME

9/22/13 at Seattle	5
11/18/12 at Houston	5
12/26/99 at Tennessee	5
9/10/00 at Baltimore	5

HIGHEST RECEIVING AVERAGE - SEASON

1997, 2015	12.5
1996, 1998	12.4
2007	12.1

HIGHEST RECEIVING AVERAGE - GAME

11/9/97 vs. Kansas City	22.1
11/18/12 at Houston	21.0
12/28/98 vs. Pittsburgh	19.2
9/22/96 at New England	18.8
10/22/17 at Indianapolis	18.3

HIGHEST RECEIVING AVERAGE, OPPONENT - SEASON

2000	13.2
2008, 2010	12.7
2019	12.5

HIGHEST RECEIVING AVERAGE, OPPONENT - GAME

11/16/97 vs. Tennessee	20.4
11/25/18 at Buffalo	20.0

MOST 100-YARD RECEIVING GAMES BY AN INDIVIDUAL - SEASON

1999, 2000	12
1997	10

PUNTING / PUNT AND KICKOFF RETURNS

MOST PUNTS - SEASON

2011	99
2013	95
2014	94
2012	91
2017	87

MOST PUNTS - GAME

9/8/13 vs. Kansas City	11
11/16/08 vs. Tennessee	10
13 times, last: 12/30/18 vs. Pittsburgh	9

FEWEST PUNTS - SEASON

2007	54
2010	57
1997	66
2008	67
2003	68

MOST PUNTING YARDS - SEASON

2014	4,464
2012	4,353
2013	4,338
2011	4,147
2018	3,872

HIGHEST PUNTING AVERAGE - SEASON

2012	47.3
2019	46.8
2016	46.6
2014	46.5
2015	46.3

HIGHEST PUNTING AVERAGE - GAME

9/11/16 vs. Green Bay	62.5
9/21/08 at Indianapolis	60.0
12/29/19 vs. Indianapolis	59.0
12/23/12 vs. New England	56.3

MOST KICKOFF RETURNS - SEASON

2010	80
1995, 2008	74
1996, 2003	67

MOST KICKOFF RETURNS - GAME

12/17/95 at Detroit	9
12/1/02 vs. Pittsburgh	8
11/12/95 vs. Seattle	8

MOST KICKOFF RETURN YARDS - SEASON

2010	1,903
2008	1,678
1995	1,532
2009	1,492
1996	1,463

MOST KICKOFF RETURN YARDS - GAME

10/25/98 at Denver	223
12/17/95 at Detroit	209
12/26/99 at Tennessee	198
9/28/14 at San Diego	189
12/3/95 at Denver	181

HIGHEST KICKOFF RETURN AVERAGE - SEASON

2013	25.9
2014	24.0
2019	24.2
2005	23.9

MOST TOUCHDOWNS, KICKOFF RETURN - GAME

Eight times, last: 12/18/16 at Houston	1

HIGHEST KICKOFF RETURN AVERAGE - GAME (Min 4 returns)

11/4/07 at New Orleans	40.5
10/10/10 at Buffalo	36.3
11/17/13 vs. Arizona	36.0
9/7/08 at Tennessee	34.5
9/12/10 vs. Denver	34.3

MOST TOUCHDOWNS, KICKOFF RETURN, OPPONENT - GAME

12/30/07 at Houston	2
Six times, last: 10/15/17 vs. L.A. Rams	1

MOST KICKOFF RETURN YARDS, OPPONENT - SEASON

1998	1,858
1997	1,730
2000	1,523
2005	1,327
2007	1,323

MOST KICKOFF RETURN YARDS, OPPONENT - GAME

12/30/07 at Houston	234
12/10/00 vs. Arizona	213
10/10/10 at Buffalo	201
11/20/05 at Tennessee	196
1/1/06 vs. Tennessee	184

MOST PUNT RETURNS - SEASON

2005	53
2000	46
1998, 1999, 2006	45

MOST PUNT RETURNS - GAME

11/12/17 vs. L.A. Chargers	7
12/26/10 vs. Washington	7
12/18/05 vs. San Francisco	7
11/13/05 vs. Baltimore	7
12/3/00 vs. Cleveland	7

MOST PUNT RETURN YARDS - SEASON

1998	581
1999	462
2005	415
1997	412
2004	405

HIGHEST PUNT RETURN AVERAGE - SEASON

1998	12.9
2015	11.6
1997	11.4
2002, 2003	11.1

HIGHEST PUNT RETURN AVERAGE - GAME (MIN. 3)

9/13/98 vs. Kansas City	44.7
11/15/20 at Green Bay	37.7
11/5/17 vs. Cincinnati	29.3
12/16/18 vs. Washington	28.0

TEAM RECORDS

INTERCEPTIONS

MOST INTERCEPTIONS - SEASON

2017	21
2006, 2007	20
1999, 2005	19

MOST INTERCEPTIONS - GAME

10/8/17 at Pittsburgh	5
10/31/10 at Dallas	4

MOST INTERCEPTIONS, OPPONENT - SEASON

2010, 2013	21
1996	20
2014, 2015	18

MOST INTERCEPTIONS, OPPONENT - GAME

10/20/96 at St. Louis	5
11/22/20 vs. Pittsburgh	4
10/7/18 at Kansas City	4
9/18/11 at N.Y. Jets	4
11/21/10 vs. Cleveland	4
9/19/10 at San Diego	4
11/12/06 vs. Houston	4
12/17/95 at Detroit	4

MOST INTERCEPTION RETURN YARDS - SEASON

1999	330
2017	294
2006	280
2007	237

MOST INTERCEPTION RETURN YARDS - GAME

11/5/06 vs. Tennessee	110
10/8/17 at Pittsburgh	103
9/12/99 vs. San Francisco	93

MOST INTERCEPTIONS RETURNED FOR A TD - SEASON

1999	3
2005, 2007, 2008, 2017, 2018	2

MOST INTERCEPTIONS RETURNED FOR A TD - GAME

10/8/17 at Pittsburgh	2
18 times, last: 10/20/19 at Cincinnati	1

MOST INTERCEPTIONS RETURNED FOR A TD, OPPONENT - SEASON

2012	5
2014, 2015	4
1996, 1998, 2013, 2016	3

MOST INTERCEPTIONS RETURNED FOR A TD, OPPONENT - GAME

10/26/14 vs. Miami	2
12/30/12 at Tennessee	2
10/7/12 at Chicago	2
12/17/06 at Tennessee	2
11/22/98 at Pittsburgh	2
30 times, last: 10/7/18 at Kansas City	1

SACKS

MOST SACKS - SEASON

1999	57
2017	55
1997	48
2019	47
2005	47

MOST SACKS - GAME

10/22/17 at Indianapolis	10.0
9/10/17 at Houston	10.0
9/19/19 vs. Tenessee	9.0
11/7/99 at Atlanta	9.0

MOST SACKS, OPPONENT - SEASON

2014	71
2001	63
1995	57
2000	54
2018	53

MOST SACKS, OPPONENT - GAME

9/14/14 at Washington	10
1/3/16 at Houston	8
12/14/14 at Baltimore	8
12/16/01 at Cleveland	8
12/9/01 at Cincinnati	8

MOST SACK YARDS - SEASON

1999	373
2017	356
1997	331
2019	310
2001	298

MOST SACK YARDS - GAME

10/22/17 at Indianapolis	64
11/7/99 at Atlanta	63
9/19/19 vs. Tennessee	55
9/10/17 at Houston	54
12/21/97 at Oakland	52

MOST SACK YARDS, OPPONENT - SEASON

2014	450
2001	430
1995	354
2011	331
2012	327

MOST SACK YARDS, OPPONENT - GAME

10/25/98 at Denver	71
9/14/14 at Washington	70
12/14/14 at Baltimore	63
9/7/08 at Tennessee	59
1/3/16 at Houston	56

PENALTIES

MOST PENALTIES - SEASON

2019	132
2016	129
1996	127

MOST PENALTIES - GAME

9/22/96 at New England (OT)	17
12/1/19 vs. Tampa Bay	16
10/13/96 at N.Y. Jets	15
10/2/05 vs. Denver	15

FEWEST PENALTIES - SEASON

2009	70
2014	73
2007	76

FEWEST PENALTIES - GAME

12/1/02 vs. Pittsburgh	0
Six times, last: 1/1/12 vs. Indianapolis	1

MOST YARDS PENALIZED - SEASON

2016	1,187
2019	1,165
2018	1,112

MOST YARDS PENALIZED - GAME

9/22/96 at New England	148
10/2/16 vs. Indianapolis	145
10/2/19 at Cincinnati	130

FEWEST YARDS PENALIZED - SEASON

2009	542
2014	573
2007	594

FEWEST YARDS PENALIZED - GAME

12/1/02 vs. Pittsburgh	0
12/22/96 vs. Atlanta	3
Three times, last: 12/27/09 at New England	5

MOST PENALTIES, OPPONENT - SEASON

2005	130
2004	118
2014	115

MOST PENALTIES, OPPONENT - GAME

1/1/06 vs. Tennessee	18
12/17/17 vs. Houston	14
12/5/13 vs. Houston	14
11/26/95 vs. Cincinnati	14

INDIVIDUAL RECORDS

SERVICE

SEASONS

Brad Meester (2000-13) 14
Marcedes Lewis (2006-17) 12
Josh Scobee (2004-14) 11
Fred Taylor (1998-2008) 11
Jimmy Smith (1995-2005) 11
Rashean Mathis (2003-12) 10
Mark Brunell (1995-2003) 9
Donovin Darius (1998-2006) 9
David Garrard (2002-10) 9
Greg Jones (2004-12) 9
Rob Meier (2000-08) 9
Daryl Smith (2004-12) 9
Paul Spicer (2000-08) 9
Maurice Williams (2001-09) 9
Tony Brackens (1996-2003) 8
Kyle Brady (1999-2006) 8
John Henderson (2002-09) 8
Maurice Jones-Drew (2006-13) 8
Vince Manuwai (2003-10) 8
Joe Zelenka (2001-08) 8

GAMES PLAYED

Brad Meester (2000-13) 209
Jimmy Smith (1995-2005) 171
Marcedes Lewis (2006-17) 170
Josh Scobee (2004-14) 168
Fred Taylor (1998-2008) 140
Rob Meier (2000-08) 138
Rashean Mathis (2003-12) 137
Joe Zelenka (2001-08) 128
Daryl Smith (2004-12) 126
John Henderson (2002-09) 124

GAMES STARTED

Brad Meester (2000-13) 209
Marcedes Lewis (2006-17) 157
Jimmy Smith (1995-2005) 150
Fred Taylor (1998-2008) 136
Rashean Mathis (2003-12) 129
Daryl Smith (2004-12) 124
John Henderson (2002-09) 120
Mark Brunell (1995-2003) 117
Donovin Darius (1998-2006) 115
Kyle Brady (1999-2006) 109

CONSECUTIVE GAMES PLAYED

Joe Zelenka (2001-08) 128
Josh Scobee (2007-14) 119
Tyson Alualu (2010-15) 96
Bryan Barker (1995-2000) 96
Brad Meester (2000-05) 92
Brad Meester (2008-13) 89
Jimmy Smith (1995-2000) 88
Marcus Stroud (2001-06) 86
John Henderson (2002-06) 82
Mike Hollis (1995-2000) 82

CONSECUTIVE GAMES STARTED

Brad Meester (Sept. 3, 2000-Dec. 4, 2005) 92
Brad Meester (Oct. 26, 2008-Dec. 22, 2013) 89
Rashean Mathis (Sept. 7, 2003-Nov. 25, 2007) 74
Blake Bortles (Sept. 28, 2014-Nov. 25, 2018) 72
Vince Manuwai (Nov. 30, 2003-Dec. 23, 2007) 68
Marcus Stroud (Sept. 8, 2002-Oct. 1, 2006) 68
Tyson Alualu (Sept. 12, 2011-Dec. 29, 2013) 64
Maurice Williams (Sept. 7, 2003-Dec. 31, 2006) 64
Chris Naeole (Sept. 8, 2002-Dec. 24, 2005) 63
Uche Nwaneri (Oct. 4, 2009-Dec. 23, 2012) 60

SCORING

POINTS

Josh Scobee (2004-14) 1,022
Mike Hollis (1995-2001) 764
Maurice Jones-Drew (2006-13) 486
Fred Taylor (1998-2008) 424
Jimmy Smith (1995-2005) 418
JOSH LAMBO (2017-20) 296
Jason Myers (2015-17) 268
James Stewart (1995-99) 228
Marcedes Lewis (2006-17) 200
Keenan McCardell (1996-2001) 190

CONSECUTIVE GAMES SCORING TD

Maurice Jones-Drew (Nov. 12-Dec. 31, 2006) 8
Fred Taylor (Sept. 20-Nov. 22, 1998) 8
Allen Hurns (Sept. 27-Nov. 15, 2015) 7
Fred Taylor (Nov. 12-Dec. 23, 2000) 7
Leonard Fournette (Sept. 10-Oct. 15, 2017) 6
Allen Robinson (Nov. 29-Dec. 27, 2015) 5
Maurice Jones-Drew (Oct. 18-Nov. 22, 2009) 5
Maurice Jones-Drew (Nov. 4-Dec. 2, 2007) 5

CONSECUTIVE GAMES SCORING FG

Josh Scobee (Nov. 14, 2010-Oct. 24, 2011) 15
JOSH LAMBO (Oct. 22 - Sept. 30, 2018) 14
Josh Scobee (Oct. 29, 2006-Dec. 16, 2007) 13
Mike Hollis (Sept. 12-Nov. 21, 1999) 10
Josh Scobee (Nov. 24, 2013-Sept. 21, 2014) 9
Josh Scobee (Sept. 15-Nov. 10, 2013) 8
Josh Scobee (Jan. 3-Oct. 24, 2010) 8
Josh Scobee (Nov. 13, 2005-Jan. 1, 2006) 8
Seth Marler (Sept. 7-Nov. 2, 2003) 8
Mike Hollis (Dec. 24, 1995-Oct. 13, 1996) 8

EXTRA-POINT PERCENTAGE (MIN. 25 XPA)

Seth Marler (2003) 100.0
Mike Hollis (1995-2001) 98.8
Josh Scobee (2004-14) 98.4
John Carney (2007) 95.2
JOSH LAMBO (2017-20) 91.9

CONSECUTIVE GAMES SCORING

Mike Hollis (Dec. 24, 1995-Sept. 10, 2000) 67
Josh Scobee (Jan. 2, 2005-Oct. 4, 2009) 61
Josh Scobee (Oct. 18, 2009-Oct. 28, 2012) 50
Jason Myers (Sept. 13, 2015-Oct. 15, 2017) 38
Josh Scobee (Sept. 15, 2013-Dec. 28, 2014) 31
Mike Hollis (Oct. 16, 2000-Dec. 30, 2001) 25
JOSH LAMBO (Oct. 22, 2015 - Nov. 25, 2018) 21
Seth Marler (Sept. 7, 2003-Dec. 28, 2003) 16
Josh Scobee (Sept. 12-Dec. 19, 2004) 14
Mike Hollis (Sept. 3-Dec. 10, 1995) 14
Several players tied 8

FIELD GOALS MADE

Josh Scobee (2004-14) 235
Mike Hollis (1995-2001) 175
JOSH LAMBO (2017-19) 76
Jason Myers (2015-17) 64
Seth Marler (2003) 20

FIELD GOAL PERCENTAGE (MIN. 25 FGA)

JOSH LAMBO (2017-19) 95.0
Jason Myers (2015-17) 81.0
Josh Scobee (2004-14) 80.8
Mike Hollis (1995-2001) 80.6

EXTRA POINTS MADE

Josh Scobee (2004-14) 317
Mike Hollis (1995-2001) 239
Jason Myers (2015-17) 76
JOSH LAMBO (2017-19) 68
Seth Marler (2003) 30
John Carney (2007) 20

TOUCHDOWNS

Maurice Jones-Drew (2006-13) 81
Fred Taylor (1998-2008) 70
Jimmy Smith (1995-2005) 69
James Stewart (1995-99) 38
Marcedes Lewis (2006-17) 33
Keenan McCardell (1996-2001) 30
Allen Robinson (2014-17) 22
Allen Hurns (2014-17) 21
Stacey Mack (1999-2002) 20
Leonard Fournette (2017-19) 19

CONSECUTIVE FIELD GOALS MADE

JOSH LAMBO (DEC. 2, 2018-NOV. 3, 2019) 24
JOSH LAMBO (NOV. 19, 2017-NOV. 11, 2018) 24
Josh Scobee (Nov. 27, 2011-Nov. 4, 2012) 20
Mike Hollis (Nov. 1, 1998-Sept. 19, 1999) 20
Jason Myers (Nov. 15, 2015-Sept. 11, 2016) 16
Mike Hollis (Oct. 12-Nov. 30, 1997) 16
Josh Scobee (Sept. 11-Nov. 13, 2011) 15
Josh Scobee (Oct. 1-Nov. 26, 2006) 15
Josh Scobee (Dec. 23, 2012-Nov. 10, 2013) 14
Josh Scobee (Sept. 12-Nov. 14, 2010) 14

LONGEST FIELD GOALS

JOSH LAMBO (Nov. 8, 2020 vs. HOU) 59
Josh Scobee (Oct. 3, 2010 vs. IND) 59
Jason Myers (Sept. 20, 2015 vs. MIA) 58
JOSH LAMBO (OCT. 28, 2018 VS. PHI) 57
JOSH LAMBO (DEC. 29, 2019 VS. IND) 56
JOSH LAMBO (NOV. 5, 2017 VS. CIN) 56
Jason Myers (Dec. 24, 2016 vs. TEN) 56
JOSH LAMBO (Nov. 11, 2018 AT IND) 55
Josh Scobee (Dec. 15, 2013 vs. BUF) 55
Josh Scobee (Sept. 18, 2011 at NYJ) 55

CONSECUTIVE EXTRA POINTS MADE

Mike Hollis (Oct. 22, 1995-Dec. 9, 2001) 220
Josh Scobee (Nov. 8, 2009-Jan. 1, 2012) 82
Josh Scobee (Sept. 12, 2004-Jan. 1, 2006) 59
Josh Scobee (Dec. 16, 2007-Nov. 1, 2009) 58
Josh Scobee (Sept. 10, 2006-Dec. 16, 2007) 55
Josh Scobee (Sept. 16, 2012-Dec. 22, 2013) 39
Seth Marler (Sept. 7-Dec. 28, 2003) 30

INDIVIDUAL RECORDS

PASSING

PASSING YARDS

Mark Brunell (1995-2003)	25,698
Blake Bortles (2014-18)	17,646
David Garrard (2002-10)	16,003
Byron Leftwich (2003-06)	9,042
Chad Henne (2012-17)	5,817
GARDNER MINSHEW II (2019-20)	**5,126**
Blaine Gabbert (2011-13)	4,357
Quinn Gray (2005-07)	1,252

CONSECUTIVE PASS COMPLETIONS

David Garrard (Nov. 14-21, 2010)	17
GARDNER MINSHEW (SEPT. 13, 2020)	**16**
Byron Leftwich (Oct. 17-24, 2004)	15
GARDNER MINSHEW (OCT. 11, 2020)	**13**
GARDNER MINSHEW II (SEPT. 8, 2019)	**13**
Mark Brunell (Sept. 7, 2003 at Car.)	13
Mark Brunell (Oct. 6, 1996 at N.O.)	13



LONGEST PASS COMPLETIONS

Blake Bortles (Dec. 27, 2015 at N.O.)	90t
Byron Leftwich (Sept. 28, 2003 at HOU)	84t
Chad Henne (Nov. 18, 2012 at HOU)	81t
Blake Bortles (Nov. 11, 2018 at IND)	80
Blake Bortles (Dec. 13, 2015 vs. IND)	80t
Blaine Gabbert (Sept. 23, 2012 at IND)	80t
Quinn Gray (Nov. 4, 2007 at N.O.)	80t
Mark Brunell (Sept. 15, 2002 at K.C.)	79t
Mark Brunell (Nov. 1, 1998 at BAL)	78t
Blake Bortles (Dec. 10, 2017 vs. SEA)	75t
David Garrard (Nov. 21, 2010 vs. CLE)	75
Mark Brunell (Nov. 9, 1997 vs. K.C.)	75

AVG. GAIN PER ATTEMPT (MIN. 200 ATTEMPTS)

Mark Brunell (1995-2003)	7.1
David Garrard (2002-10)	7.0
GARDNER MINSHEW II (2019-20)	**6.9**
Byron Leftwich (2003-06)	6.
Blake Bortles (2014-18)	6.7
Chad Henne (2012-17)	6.5

PASS ATTEMPTS

Mark Brunell (1995-2003)	3,616
Blake Bortles (2014-18)	2,632
David Garrard (2002-10)	2,281
Byron Leftwich (2003-06)	1,344
Chad Henne (2012-17)	891
Blaine Gabbert (2011-13)	777
GARDNER MINSHEW II (2019-20)	**737**
Quinn Gray (2005-07)	180

TOUCHDOWN PASSES

Mark Brunell (1995-2003)	144
Blake Bortles (2014-18)	103
David Garrard (2002-10)	89
Byron Leftwich (2003-06)	51
GARDNER MINSHEW II (2019-20)	**34**
Chad Henne (2012-17)	27
Blaine Gabbert (2011-13)	22
Quinn Gray (2005-07)	12

INTERCEPTIONS THROWN

Mark Brunell (1995-2003)	86
Blake Bortles (2014-18)	75
David Garrard (2002-10)	54
Byron Leftwich (2003-06)	36
Chad Henne (2012-17)	26
Blaine Gabbert (2011-13)	24

INTERCEPTION % (MIN. 125 ATTEMPTS)

GARDNER MINSHEW II (2019-20)	**1.5**
Cody Kessler (2018)	1.5
David Garrard (2002-10)	2.4
Mark Brunell (1995-2003)	2.4
Byron Leftwich (2003-06)	2.7
Quinn Gray (2005-07)	2.8
Blake Bortles (2014-18)	2.8
Chad Henne (2012-17)	2.9

LONGEST PASSING TOUCHDOWNS

Blake Bortles (Dec. 27, 2015 at N.O.)	90
Byron Leftwich (Sept. 28, 2003 at HOU)	84
Chad Henne (Nov. 18, 2012 at HOU)	81
Blake Bortles (Nov. 11, 2018 at IND)	80
Blake Bortles (Dec. 13, 2015 vs. IND)	80
Blaine Gabbert (Sept. 23, 2012 at IND)	80
Quinn Gray (Nov. 4, 2007 at N.O.)	80
Mark Brunell (Sept. 15, 2002 at K.C.)	79
Mark Brunell (Nov. 1, 1998 at BAL)	78
Blake Bortles (Dec. 10, 2017 vs. SEA)	75

300-YARD PASSING GAMES

Mark Brunell (1995-2003)	22
Blake Bortles (2014-18)	20
David Garrard (2002-10)	6
GARDNER MINSHEW II (2019-20)	**5**
Chad Henne (2012-17)	5
Byron Leftwich (2003-06)	4
Quinn Gray (2003-07)	2

400-YARD PASSING GAMES

Mark Brunell (1995-2003)	2
Blake Bortles (2014-18)	1

PASS COMPLETIONS

Mark Brunell (1995-2003)	2,184
Blake Bortles (2014-18)	1,561
David Garrard (2002-10)	1,406
Byron Leftwich (2003-06)	789
Chad Henne (2012-17)	513
GARDNER MINSHEW II (2019-20)	**461**
Blaine Gabbert (2011-13)	414
Quinn Gray (2005-07)	101

CONSECUTIVE GAMES WITH TD PASS

Blake Bortles (Sept. 13-Dec. 27, 2015)	15
Mark Brunell (Oct. 7, 2001-Sept. 15, 2002)	14
Byron Leftwich (Nov. 30, 2003-Oct. 24, 2004)	12
Blake Bortles (Sept. 11-Nov. 27, 2016)	11
Mark Brunell (Oct. 22, 2000-Sept. 1, 2001)	10
David Garrard (Dec. 17, 2006-Oct. 14, 2007)	8
Byron Leftwich (Sept. 25-Nov. 20, 2005)	8
Mark Brunell (Oct. 19-Dec. 7, 1997)	8
Mark Brunell (Sept. 17-Nov. 12, 1995)	8

CONSECUTIVE GAMES WITH NO INTs

David Garrard (Sept. 9-Nov. 25, 2007)	8
David Garrard (Dec. 11, 2005-Nov. 5, 2006)	6
Mark Brunell (Oct. 11-Nov. 14, 1999)	5
Mark Brunell (Dec. 1, 1996-Sept. 22, 1997)	5

CONSECUTIVE PASSES WITH NO INTs

David Garrard (Sept. 9-Nov. 25, 2007)	209
David Garrard (Dec. 4, 2005-Nov. 12, 2006)	175
Mark Brunell (Nov. 24, 1996-Sept. 28, 1997)	172
GARDNER MINSHEW II (SEPT. 8-OCT. 13, 2019)	**163**
David Garrard (Nov. 22-Dec. 17, 2009)	155

PASSER RATING (MIN. 200 ATTEMPTS)

GARDNER MINSHEW II (2019-20)	**94.4**
David Garrard (2002-10)	85.8
Mark Brunell (1995-2003)	85.4
Blake Bortles (2014-18)	80.6
Byron Leftwich (2003-06)	80.5
Chad Henne (2012-17)	75.4

COMPLETION % (MIN. 200 ATTEMPTS)

GARDNER MINSHEW II (2019)	**65.9**
David Garrard (2002-10)	61.6
Mark Brunell (1995-2003)	60.4
Blake Bortles (2014-18)	59.3
Byron Leftwich (2003-06)	58.7
Chad Henne (2012-17)	57.6
Blaine Gabbert (2011-13)	53.3

INDIVIDUAL RECORDS

RUSHING

RUSHING YARDS

Fred Taylor (1998-2008)	11,271
Maurice Jones-Drew (2006-13)	8,071
James Stewart (1995-99)	2,951
Leonard Fournette (2017-19)	2,631
Mark Brunell (1995-2003)	2,219
T.J. Yeldon (2015-18)	1,872
Blake Bortles (2014-18)	1,775
David Garrard (2002-10)	1,746
Stacey Mack (1999-2002)	1,498
Natrone Means (1996-97)	1,330

CONSECUTIVE GAMES WITH RUSHING TD

Maurice Jones-Drew (Nov. 12-Dec. 31, 2006)	8
Maurice Jones-Drew (Oct. 18-Nov. 22, 2009)	5
Maurice Jones-Drew (Nov. 11-Dec. 2, 2007)	4
Fred Taylor (Dec. 3-23, 2000)	4
Fred Taylor (Dec. 13, 1999-Jan. 2, 2000)	4
James Stewart (Nov. 21-Dec. 13, 1999)	4
Fred Taylor (Nov. 1-22, 1998)	4
Natrone Means (Nov. 9-30, 1997)	4

RUSHING ATTEMPTS

Fred Taylor (1998-2008)	2,428
Maurice Jones-Drew (2006-13)	1,804
James Stewart (1995-99)	765
Leonard Fournette (2017-19)	666
T.J. Yeldon (2015-18)	465
Mark Brunell (1995-2003)	429
Natrone Means (1996-97)	396
David Garrard (2002-10)	380
Stacey Mack (1999-2002)	372
Blake BortLes (2014-18)	281
Greg Jones (2004-12)	270

RUSHING AVERAGE (MIN. 100 ATTEMPTS)

Blake Bortles (2014-18)	6.32
Mark Brunell (1995-2003)	5.17
Fred Taylor (1998-2008)	4.64
David Garrard (2002-10)	4.59
Maurice Jones-Drew (2006-13)	4.47
JAMES ROBINSON (2020)	**4.44**
Rashad Jennings (2009-12)	4.21
Jordan Todman (2012-14)	4.05
T.J. Yeldon (2015-18)	4.03

LONGEST RUNS FROM SCRIMMAGE

Leonard Fournette (OCT 8, 2017 at PIT)	90t
Leonard Fournette (SEPT. 29, 2019 at DEN)	81
Maurice Jones-Drew (Nov. 1, 2009 at TEN)	80t
Fred Taylor (Dec. 9, 2007 vs. CAR)	80t
Maurice Jones-Drew (Nov. 1, 2009 at TEN)	79t
Fred Taylor (Oct. 12, 1998 vs. MIA)	77t
Fred Taylor (Oct. 14, 2007 vs. HOU)	76
Fred Taylor (Dec. 10, 2006 vs. IND)	76
Leonard Fournette (Oct. 15, 2017 vs. LAR)	75t

LONGEST RUSHING TDs

Leonard Fournette (OCT. 8, 2017 at PIT)	90
Maurice Jones-Drew (Nov. 1, 2009 at TEN)	80
Fred Taylor (Dec. 9, 2007 vs. CAR)	80
Fred Taylor (Oct. 12, 1998 vs. MIA)	77
Leonard Fournette (Oct. 15, 2017 vs. LAR)	75

RUSHING TOUCHDOWNS

Maurice Jones-Drew (2006-13)	68
Fred Taylor (1998-2008)	62
James Stewart (1995-99)	33
Stacey Mack (1999-2002)	19
Leonard Fournette (2017-19)	17
David Garrard (2002-10)	17
Mark Brunell (1995-2003)	14
Natrone Means (1996-97)	11
Greg Jones (2004-12)	10

200-YARD RUSHING GAMES

Leonard Fournette (2017-19)	1
Fred Taylor (1998-2008)	1

100-YARD RUSHING GAMES

Fred Taylor (1998-2008)	48
Maurice Jones-Drew (2006-13)	27
Leonard Fournette (2017-19)	8
James Stewart (1995-99)	6
JAMES ROBINSON	**3**
T.J. Yeldon (2015-18)	3

CONSECUTIVE 100-YARD GAMES

Fred Taylor (Oct. 16-Dec. 17, 2000)	9
Maurice Jones-Drew (Oct. 31-Dec. 12, 2010)	6
Fred Taylor (Nov. 25-Dec. 23, 2007)	5
Maurice Jones-Drew (Dec. 15, 2011-Jan. 1, 2012)	3
Fred Taylor (Nov. 14-28, 2004)	3
Fred Taylor (Nov. 23-Dec. 7, 2003)	3
Stacey Mack (Dec. 16-30, 2001)	3

RECEIVING

RECEPTIONS

Jimmy Smith (1995-2005)	862
Keenan McCardell (1996-2001)	499
Marcedes Lewis (2006-17)	375
Maurice Jones-Drew (2006-13)	335
Fred Taylor (1998-2008)	286
Kyle Brady (1999-2006)	241
Allen Robinson (2014-17)	202
Pete Mitchell (1995-2002)	191
Reggie Williams (2004-08)	189
Allen Hurns (2014-17)	189

CONSECUTIVE GAMES WITH RECEPTION

Jimmy Smith (Oct. 29, 1995-Dec. 17, 2000)	86
Jimmy Smith (Sept. 9, 2001-Jan. 1, 2006)	76
Maurice Jones-Drew (Dec. 10, 2006-Dec. 19, 2010)	65
Keenan McCardell (Dec. 28, 1998-Jan. 6, 2002)	49
Keenan McCardell (Sept. 1, 1996-Dec. 13, 1998)	45
Allen Robinson (Sept. 7, 2014-Sept. 10, 2017)	43
Allen Hurns (Sept. 7, 2014-Oct. 27, 2016)	38
Leonard Fournette (Sept. 10, 2017 - Dec. 22, 2019)	36

RECEIVING YARDS

Jimmy Smith (1995-2005)	12,287
Keenan McCardell (1996-2001)	6,393
Marcedes Lewis (2006-16)	4,502
Maurice Jones-Drew (2006-13)	2,873
Allen Robinson (2014-17)	2,848
Allen Hurns (2014-17)	2,631
Kyle Brady (1999-2006)	2,500
Fred Taylor (1998-2008)	2,361
Cecil Shorts III (2011-14)	2,343
Reggie Williams (2004-08)	2,322
Marqise Lee (2014-19)	2,184

CONSECUTIVE GAMES WITH RECEIVING TD

Allen Hurns (Sept. 27-Nov. 15, 2015)	7
Allen Robinson (Nov. 29-Dec. 27, 2015)	5
Julius Thomas (Nov. 19-Dec. 13, 2015)	4
Marcedes Lewis (Dec. 1-22, 2013)	4
Cecil Shorts III (Nov. 8-Dec. 2, 2012)	4
Reggie Williams (Dec. 9-30, 2007)	4

RECEIVING TOUCHDOWNS

Jimmy Smith (1995-2005)	67
Marcedes Lewis (2006-17)	33
Keenan McCardell (1996-2001)	30
Allen Robinson (2014-17)	22
Allen Hurns (2014-17)	21
Reggie Williams (2004-08)	18
Ernest Wilford (2004-10)	15
Matt Jones (2005-08)	15
Mike Sims-Walker (2008-11)	14
Kyle Brady (1999-2006)	13

YARDS PER RECEPTION (MIN. 100 RECEPTIONS)

KEELAN COLE (2017-20)	**14.66**
Jimmy Smith (1995-2005)	14.25
Allen Hurns (2014-17)	14.12
Allen Robinson (2014-17)	14.10
Ernest Wilford (2004-10)	13.86
Mike Sims-Walker (2008-11)	13.49
DJ CHARK JR. (2018-20)	**13.41**

INDIVIDUAL RECORDS

RECEIVING

200-YARD RECEIVING GAMES

Jimmy Smith (1995-2005)	2
Justin Blackmon (2012-13)	1
Keenan McCardell (1996-2001)	1

100-YARD RECEIVING GAMES

Jimmy Smith (1995-2005)	46
Keenan McCardell (1996-2001)	19
Allen Robinson (2014-17)	8
Allen Hurns (2014-17)	8
Cecil Shorts III (2011-14)	7
Matt Jones (2005-08)	6
Mike Sims-Walker (2008-10)	6
KEELAN COLE (2017-20)	**4**
DJ CHARK JR. (2018-19)	**4**
Justin Blackmon (2012-13)	3

LONGEST RECEPTIONS

Allen Robinson (Dec. 27, 2015 at N.O.)	90t
Troy Edwards (Sept. 28, 2003 at HOU)	84t
Justin Blackmon (Nov. 18, 2012 at HOU)	81t
Donte Moncrief (Dec. 11, 2018 at IND)	80t
Allen Hurns (Dec. 13, 2015 vs. IND)	80t
Cecil Shorts III (Sept. 23, 2012 at IND)	80t
Reggie Williams (Nov. 4, 2007 at N.O.)	80t

CONSECUTIVE 100-YARD GAMES

Jimmy Smith (Oct. 24-Nov. 14, 2004)	3
Jimmy Smith (Dec. 19, 1999-Jan. 2, 2000)	3
Jimmy Smith (Nov. 21-Dec. 2, 1999)	3
Jimmy Smith (Sept. 12-26, 1999)	3
Jimmy Smith (Nov. 29-Dec. 13, 1998)	3
Jimmy Smith (Nov. 9-23, 1997)	3
Jimmy Smith (Aug. 31-Sept. 22, 1997)	3

LONGEST RECEIVING TDs

Allen Robinson (Dec. 27, 2015 at N.O.)	90
Troy Edwards (Sept. 28, 2003 at Hou.)	84
Justin Blackmon (Nov. 18, 2012 at HOU)	81
Donte Moncrief (Nov. 11, 2018 at IND)	80
Allen Hurns (Dec. 13, 2015 vs. IND)	80
Cecil Shorts III (Sept. 23, 2012 at IND)	80
Reggie Williams (Nov. 4, 2007 at N.O.)	80
Patrick Johnson (Sept. 15, 2002 at K.C.)	79
Fred Taylor (Nov. 1, 1998 at BAL)	78
KEELAN COLE (DEC. 10, 2017 vs. SEA)	**75**

YARDAGE

SCRIMMAGE YARDS

Fred Taylor (1998-2008)	13,632
Jimmy Smith (1995-2005)	12,286
Maurice Jones-Drew (2006-13)	10,944
Keenan McCardell (1996-2001)	6,393
Marcedes Lewis (2006-17)	4,502
James Stewart (1995-99)	3,804
Leonard Fournette (2017-19)	3,640
T.J. Yeldon (2015-18)	3,174
Allen Robinson (2014-17)	2,848
Allen Hurns (2014-17)	2,631

ALL-PURPOSE YARDS

Fred Taylor (1998-2008)	13,640
Maurice Jones-Drew (2006-13)	13,115
Jimmy Smith (1995-2005)	12,875
Keenan McCardell (1996-2001)	6,499
Marcedes Lewis (2006-17)	4,502
James Stewart (1995-99)	3,804
Reggie Barlow (1996-2000)	3,687
Leonard Fournette (2017-19)	3,640
Mike Thomas (2009-12)	3,276
T.J. Yeldon (2015-18)	3,174
Allen Robinson (2014-17)	2,848

PUNTING

PUNTS

Bryan Barker (1995-2000)	456
Chris Hanson (2001-06)	424
Bryan Anger (2012-15)	360
Adam Podlesh (2007-10)	229
LOGAN COOKE (2018-20)	**198**
Brad Nortman (2016-17)	164

LONGEST PUNTS

Bryan Barker (Oct. 11, 1999 at NYJ)	83
Brad Nortman (Oct. 2, 2016 vs. IND)	78
Adam Podlesh (Oct. 28, 2007 at T.B.)	76
Chris Hanson (Nov. 20, 2005 at TEN)	74
Bryan Anger (Oct. 4, 2012 vs. DET)	73
LOGAN COOKE (DEC. 16, 2017 vs. WAS)	**72**
Bryan Anger (Dec. 14, 2014 at BAL)	69
Chris Hanson (Sept. 12, 2004 at BUF)	69
Brad Nortman (Dec. 18, 2016 at HOU)	67
Brad Nortman (Sept. 11, 2016 vs. G.B.)	67

PUNT YARDS

Bryan Barker (1995-2000)	19,849
Chris Hanson (2001-06)	18,190
Bryan Anger (2012-15)	16,855
Adam Podlesh (2007-10)	9,751
LOGAN COOKE (2018-20)	**9,119**
Brad Nortman (2016-17)	7,424

INSIDE THE 20

Bryan Barker (1995-2000)	151
Chris Hanson (2001-06)	136
Bryan Anger (2011-15)	113
LOGAN COOKE (2018-20)	**77**
Adam Podlesh (2007-10)	75

GROSS AVERAGE (MIN. 100 PUNTS)

Bryan Anger (2012-15)	46.8
LOGAN COOKE (2018-20)	**46.1**
Brad Nortman (2016-17)	45.3
Bryan Barker (1995-2000)	43.5
Chris Hanson (2001-06)	42.9

NET AVERAGE (MIN. 100 PUNTS)

LOGAN COOKE (2018-20)	**43.1**
Bryan Anger (2012-15)	40.5
Brad Nortman (2016-17)	39.2
Adam Podlesh (2007-10)	37.8

FEWEST TOUCHBACKS (MIN. 100 PUNTS)

LOGAN COOKE (2018-20)	**11**
Brad Nortman (2016-17)	17
Adam Podlesh (2007-10)	19
Bryan Anger (2012-15)	27
Bryan Barker (1995-2000)	43

INDIVIDUAL RECORDS

RETURNS

KICKOFF RETURNS

Maurice Jones-Drew (2006-13)	79
Deji Karim (2010-11)	77
Brian Witherspoon (2008-09)	76
Reggie Barlow (1996-2000)	70
Jordan Todman (2012-14)	68
Willie Jackson (1995-97)	58
David Allen (2003-04)	52
Derrick Wimbush (2005-06)	47
Elvis Joseph (2001-02)	44
Corey Grant (2015-18)	41

LONGEST KICKOFF RETURNS

Marqise Lee (Dec. 18, 2016 at HOU)	100t
Maurice Jones-Drew (Nov. 4, 2007 at N.O.)	100t
Alvis Whitted (Dec. 26, 1999 at TEN)	98t
Elvis Joseph (Nov. 18, 2001 at PIT)	95t
Maurice Jones-Drew (Dec. 10, 2006 vs. IND)	93t
Reggie Barlow (Dec. 7, 1997 vs. N.E.)	92t

PUNT RETURNS

Reggie Barlow (1996-2000)	146
Alvin Pearman (2005-08)	81
Mike Thomas (2009-12)	75
Ace Sanders (2013-14)	57
DEDE WESTBROOK (2017-20)	**44**
David Allen (2003-04)	42
Rashad Greene Sr. (2015-18)	41
Jaydon Mickens (2017-18)	39
Damon Gibson (2001-02)	39
Chris Hudson (1995-98)	32

KICKOFF RETURN YARDS

Maurice Jones-Drew (2006-12)	2,054
Deji Karim (2010-11)	1,900
Brian Witherspoon (2008-09)	1,818
Jordan Todman (2012-14)	1,762
Reggie Barlow (1996-2000)	1,634
Willie Jackson (1995-97)	1,206
Derrick Wimbush (2005-06)	1,136
David Allen (2003-04)	1,041
Elvis Joseph (2001-02)	990
Corey Grant (2015-18)	967

KICK RETURN AVERAGE (MIN. 50 RETURNS)

Maurice Jones-Drew (2006-13)	26.00
Jordan Todman (2012-14)	25.91
Deji Karim (2010-11)	24.68
Brian Witherspoon (2008-09)	23.92
Reggie Barlow (1996-2000)	23.34
Willie Jackson (1995-97)	20.79

PUNT RETURN AVERAGE (MIN. 25 RETURNS)

Bobby Shaw (2002)	12.40
David Allen (2003-04)	11.14
Rashad Greene Sr. (2015-18)	10.93
Chris Hudson (1995-98)	10.88
Reggie Barlow (1996-2000)	10.83
Jermaine Lewis (2003-04)	9.71
DEDE WESTBROOK (2017-20)	**9.70**
Jaydon Mickens (2017-18)	8.87
Alvin Pearman (2005-08)	8.56
Damon Gibson (2001-02)	8.54

PUNT RETURN TOUCHDOWNS

Reggie Barlow (1996-2000)	2
KEELAN COLE (2017-20)	**1**
DEDE WESTBROOK (2017-20)	**1**
Jaydon Mickens (2017-18)	1
Rashad Greene Sr. (2015-18)	1
Mike Thomas (2009-12)	1
Bobby Shaw (2002)	1

KICKOFF RETURN TOUCHDOWNS

Maurice Jones-Drew (2006-11)	2
Marqise Lee (2014-2019)	1
Derrick Wimbush (2005-06)	1
Jimmy Smith (1995-2005)	1
Elvis Joseph (2001-02)	1
Alvis Whitted (1998-2001)	1
Reggie Barlow (1996-2000)	1

PUNT RETURN YARDS

Reggie Barlow (1996-2000)	1,581
Alvin Pearman (2005-08)	693
Mike Thomas (2009-12)	620
David Allen (2003-04)	468
Rashad Greene Sr. (2015-18)	448
DEDE WESTBROOK (2017-20)	**425**
Ace Sanders (2013-14)	367
Chris Hudson (1995-98)	348
Jaydon Mickens (2017-18)	346
Damon Gibson (2001-02)	333

LONGEST PUNT RETURNS

KEELAN COLE (NOV. 15, 2020 AT G.B.)	**91t**
Reggie Barlow (Sept. 13, 1998 vs. K.C.)	85t
Mike Thomas (Dec. 19, 2010 at IND)	78t
DEDE WESTBROOK (DEC. 16, 2018 VS. WAS)	**74t**
Reggie Barlow (Nov. 21, 1999 vs. N.O.)	74t
Rashad Greene Sr. (Dec. 13, 2015 vs. IND)	73t
Jaydon Mickens (Dec. 10, 2017 vs. SEA)	72
Bobby Shaw (Oct. 6, 2002 vs. PHI)	69t

DEFENSE

INTERCEPTIONS

Rashean Mathis (2003-12)	30
Aaron Beasley (1996-2001)	15
Donovin Darius (1998-2006)	14
Derek Cox (2009-12)	12
Paul Posluszny (2011-17)	11
Jalen Ramsey (2016-19)	9
Telvin Smith Sr. (2014-18)	9
A.J. Bouye (2017-19)	8
Mike Peterson (2003-08)	8
Chris Hudson (1995-98)	8

LONGEST INTERCEPTION RETURNS

Aaron Beasley (Sept. 12, 1999 vs. S.F.)	93t
Rashean Mathis (Oct. 5, 2008 vs. PIT)	72t
Tashaun Gipson Sr. (Sept. 10, 2017 at HOU)	67
Rashean Mathis (Sept. 21, 2008 at IND)	61t
Paul Posluszny (Oct. 13, 2013 at DEN)	59t

INTs RETURNED FOR TOUCHDOWN

Rashean Mathis (2003-12)	3
Telvin Smith Sr. (2014-18)	3
Aaron Beasley (1996-2001)	2

CONSECUTIVE GAMES WITH INT

Brian Williams (Oct. 14-Nov. 11, 2007)	3
Rashean Mathis (Jan. 1 - Sept. 18, 2006)	3
Barry Church (Dec. 17 - 24, 2017)	2
A.J. Bouye (Nov. 12 - 19, 2017)	2
A.J. Bouye (Sept. 24 - Oct. 1, 2017)	2
Jalen Ramsey (Dec. 3-10, 2017)	2
Jalen Ramsey (Dec. 18-24, 2016).	2
Geno Hayes (Dec. 5-15, 2013)	2
Derek Cox (Oct. 7-21, 2012)	2
Morgan Trent (Dec. 24, 2011-Jan. 1, 2012)	2
Rashean Mathis (Dec. 31, 2006-Sept. 9, 2007)	2
Gerald Sensabaugh (Dec. 3-10, 2006)	2
Rashean Mathis (Sept. 10-18, 2006)	2
Rashean Mathis (Oct. 16-30, 2005)	2
Donovin Darius (Nov. 21-28, 2004)	2
Mike Peterson (Nov. 23-30, 2003)	2
Marlon McCree (Dec. 1-8, 2002)	2
Marlon McCree (Nov. 10-17, 2002)	2
Donovin Darius (Oct. 31-Nov. 7, 1999)	2
Chris Hudson (Sept. 20-27, 1998)	2
Chris Hudson (Nov. 2-9, 1997)	2
James Williams (Nov. 26-Dec. 3, 1995)	2

INDIVIDUAL RECORDS

DEFENSE

SACKS

Tony Brackens (1996-2003)....55.0
Yannick Ngakoue (2016-19)....37.5
Joel Smeenge (1995-2000)....34.0
Calais Campbell (2017-19)....31.5
John Henderson (2002-09)....29.0
Paul Spicer (2001-08)....28.5
Kevin Hardy (1996-2001)....28.5

CONSECUTIVE GAMES WITH SACK

Tony Brackens (Nov. 11-Dec. 30, 2001)....8
Seven players, last: JOSH ALLEN (OCT. 6-27, 2019)..... 4

TACKLES

Daryl Smith (2004-12)....1,089
Paul Posluszny (2011-17)....973
Donovin Darius (1998-2006)....858
Mike Peterson (2003-08)....837
Kevin Hardy (1996-2001)....789
Telvin Smith (2014-18)....580
John Henderson (2002-09)....563
Rashean Mathis (2003-12)....554

TAKEAWAYS

Rashean Mathis (2003-12)....35
Donovin Darius (1998-2006)....20
Tony Brackens (1996-2003)....18
Aaron Beasley (1996-2001)....18

FUMBLES

FUMBLES

Mark Brunell (1995-2003)....53
Blake Bortles (2014-18)....46
David Garrard (2002-10)....44
Fred Taylor (1998-2008)....26
Byron Leftwich (2003-06)....26
Maurice Jones-Drew (2006-13)....22
Blaine Gabbert (2011-13)....21

FUMBLES LOST

David Garrard (2002-10)....21
Blake Bortles (2014-18)....19
Mark Brunell (1995-2003)....18
Fred Taylor (1998-2008)....17
Maurice Jones-Drew (2006-13)....10
Byron Leftwich (2003-06)....10

LONGEST FUMBLE RECOVERY RETURNS

Aaron Beasley (Nov. 8, 1998 vs. CIN)....90t
Donovin Darius (Nov. 1, 1998 at BAL)....83t
MYLES JACK (OCT. 1, 2017 AT N.Y. JETS)..... 81t
Daryl Smith (Oct. 14, 2007 vs. HOU)....77t
Yannick Ngakoue (DEC. 31, 2017 at TEN)....67t
Ainsley Battles (Dec. 3, 2001 vs. G.B.)....60t

FORCED FUMBLES

Tony Brackens (1996-2003)....27
Yannick Ngakoue (2016-19)....14
Daryl Smith (2004-12)....9
Joel Smeenge (1995-2000)....9
John Henderson (2002-09)....8
Akin Ayodele (2002-05)....8
Kevin Hardy (1996-2001)....8
Paul Spicer (2000-08)....7
Bobby McCray (2004-07)....7
Donovin Darius (1998-2006)....7
Aaron Beasley (1996-2001)....7

OPPONENT FUMBLE RECOVERIES

Tony Brackens (1996-2003)....13
Telvin Smith Sr. (2014-18)....6
Donovin Darius (1998-2006)....6
Fernando Bryant (1999-2003)....6
Kevin Hardy (1996-2001)....6
Bryan Schwartz (1995-99)....6
Travis Davis (1995-98)....6

BLOCKS

BLOCKED FIELD GOALS

Marcus Stroud (2001-07)....2
Clyde Simmons (1996-97)....2
Calais Campbell (2017-19)....1
Tyson Alualu (2010-16)....1
Chris Clemons (2014-15)....1
Rashean Mathis (2003-10)....1
John Henderson (2002-09)....1
Gerald Sensabaugh (2005-08)....1
Akin Ayodele (2002-05)....1
Don Davey (1995-98)....1

BLOCKED PUNTS

Donovin Darius (1998-2006)....2
Dave Thomas (1995-99)....2

BLOCKED FIELD GOAL RETURNS

Chris Hudson (Sept. 22, 1997 vs. PIT)....1
Mickey Washington (Dec. 1, 1996 vs. CIN)....1

BLOCKED EXTRA POINTS

Cody Davis (Nov. 3, 2019 vs. HOU)....1
Telvin Smith Sr. (Dec. 31, 2017 at TEN)....1
Jalen Myrick (Dec. 24, 2017 at S.F.)....1
Sen'Derrick Marks (Nov. 20, 2016 at DET)....1
Tony Brackens (Oct. 5, 1997 vs. CIN)....1
Clyde Simmons (Sept. 22, 1996 at N.E.)....1

BLOCKED PUNT RETURNS

DANIEL THOMAS (OCT. 25, 2020 AT LAC)..... 1
Mike Harris (Dec. 30, 2012 at TEN)....1
Zach Potter (Dec. 15, 2011 at ATL)....1
Alvis Whitted (Nov. 1, 1998 at BAL)....1
Jimmy Smith (Dec. 3, 1995 at DEN)....1

SINGLE-SEASON RECORDS

SCORING

POINTS

Mike Hollis (1997)	134
Mike Hollis (1999)	130
Josh Scobee (2006)	119
JOSH LAMBO (2019)	**118**
Mike Hollis (1996)	117
Jason Myers (2016)	110
Jason Myers (2015)	110
Mike Hollis (1998)	108

FIELD GOAL % (MIN. 20 ATTEMPTS)

JOSH LAMBO (2019)	**97.1**
JOSH LAMBO (2017)	**95.0**
Mike Hollis (2000)	92.3
Josh Scobee (2013)	92.0
Josh Scobee (2011)	92.0
JOSH LAMBO (2018)	**90.5**
Josh Scobee (2012)	89.3
Jason Myers (2015)	86.7
Mike Hollis (1997)	86.1
Mike Hollis (1996)	83.3
Mike Hollis (1999)	81.6
Josh Scobee (2006)	81.3

TOUCHDOWNS

Fred Taylor (1998)	17
Maurice Jones-Drew (2009)	16
Maurice Jones-Drew (2006)	16
Allen Robinson (2015)	14
Maurice Jones-Drew (2008)	14
Fred Taylor (2000)	14
James Stewart (1999)	13
Maurice Jones-Drew (2011)	11
Several players tied	10

FIELD GOALS

JOSH LAMBO (2019)	**33**
Mike Hollis (1999)	31
Mike Hollis (1997)	31
Mike Hollis (1996)	30
Jason Myers (2016)	27
Jason Myers (2015)	26
Josh Scobee (2006)	26
Josh Scobee (2012)	25
Josh Scobee (2000)	24
Mike Hollis (2000)	24

EXTRA POINTS

Mike Hollis (1998)	45
Josh Scobee (2010)	41
Josh Scobee (2006)	41
Mike Hollis (1997)	41
Josh Scobee (2005)	38
Mike Hollis (1999)	37
Josh Scobee (2008)	33
Mike Hollis (2000)	33
Jason Myers (2015)	32

PASSING

PASSING YARDS

Blake Bortles (2015)	4,428
Mark Brunell (1996) *Led NFL*	4,367
Blake Bortles (2016)	3,905
Blake Bortles (2017)	3,687
Mark Brunell (2000)	3,640
David Garrard (2008)	3,620
David Garrard (2009)	3,597
Mark Brunell (2001)	3,309
Mark Brunell (1997)	3,281
GARDNER MINSHEW II (2019)	**3,271**

TOUCHDOWN PASSES

Blake Bortles (2015)	35
Blake Bortles (2016)	23
David Garrard (2010)	23
GARDNER MINSHEW II (2019)	**21**
Blake Bortles (2017)	21
Mark Brunell (2000)	20
Mark Brunell (1998)	20
Mark Brunell (2001)	19
Mark Brunell (1996)	19
David Garrard (2007)	18
Mark Brunell (1997)	18

COMPLETION % (MIN. 300 ATTEMPTS)

David Garrard (2010)	64.5
David Garrard (2007)	64.0
Mark Brunell (1996)	63.4
David Garrard (2008)	62.6
Mark Brunell (2001)	61.1
David Garrard (2009)	60.9
Mark Brunell (2000)	60.7

400-YARD PASSING GAMES

Mark Brunell (1996)	2
Blake Bortles (2018)	1

PASS ATTEMPTS

Blake Bortles (2016)	625
Blake Bortles (2015)	606
Mark Brunell (1996)	557
David Garrard (2008)	535
Blake Bortles (2017)	523
David Garrard (2009)	516
Mark Brunell (2000)	512
Chad Henne (2013)	503
Blake Bortles (2014)	475
Mark Brunell (2001)	473

INTERCEPTIONS

Mark Brunell (1996)	20
Blake Bortles (2015)	18
Blake Bortles (2014)	17
Blake Bortles (2016)	16
Byron Leftwich (2003)	16
David Garrard (2010)	15
Chad Henne (2013)	14
Mark Brunell (2000)	14
Blake Bortles (2017)	13
David Garrard (2008)	13
Mark Brunell (2001)	13

PASSER RATING (MIN. 300 ATTEMPTS)

David Garrard (2007)	102.2
GARDNER MINSHEW II (2019)	**91.2**
Mark Brunell (1997)	91.2
David Garrard (2010)	90.8
Mark Brunell (1998)	89.9
Byron Leftwich (2005)	89.3
Blake Bortles (2015)	88.2
Mark Brunell (2002)	85.7
Blake Bortles (2017)	84.7

300-YARD PASSING GAMES

Blake Bortles (2015)	6
Mark Brunell (1996)	6
Blake Bortles (2016)	5
Blake Bortles (2018)	4
Blake Bortles (2017)	4

PASS COMPLETIONS

Blake Bortles (2016)	368
Blake Bortles (2015)	355
Mark Brunell (1996)	353
David Garrard (2008)	335
Blake Bortles (2017)	315
David Garrard (2009)	314
Mark Brunell (2000)	311
Chad Henne (2013)	305
Mark Brunell (2001)	289
GARDNER MINSHEW II (2019)	**285**

INTERCEPTION % (MIN. 300 ATTEMPTS)

David Garrard (2007)	0.9
GARDNER MINSHEW II (2019)	**1.3**
Mark Brunell (1997)	1.6
Byron Leftwich (2005)	1.7
Mark Brunell (2002)	1.7
David Garrard (2009)	1.9
Mark Brunell (1999)	2.0
Mark Brunell (1995)	2.0
Byron Leftwich (2004)	2.3

AVG. GAIN PER ATTEMPT (MIN. 300 ATTEMPTS)

Mark Brunell (1996) *Led NFL*	7.8
David Garrard (2007)	7.7
Mark Brunell (1997)	7.5
David Garrard (2010)	7.5
Blake Bortles (2015)	7.3
Mark Brunell (1998)	7.3
Mark Brunell (2000)	7.1
Blake Bortles (2017)	7.0
Byron Leftwich (2005)	7.0
Mark Brunell (2001)	7.0

SINGLE-SEASON RECORDS

RUSHING

RUSHING YARDS

Maurice Jones-Drew (2011) *Led NFL*	1,606
Fred Taylor (2003)	1,572
Fred Taylor (2000)	1,399
Maurice Jones-Drew (2009)	1,391
Maurice Jones-Drew (2010)	1,324
Fred Taylor (2002)	1,314
Fred Taylor (2004)	1,224
Fred Taylor (1998)	1,223
Fred Taylor (2007)	1,202
Leonard Fournette (2019)	1,152

RUSHING ATTEMPTS

Fred Taylor (2003)	345
Maurice Jones-Drew (2011)	343
Maurice Jones-Drew (2009)	312
Maurice Jones-Drew (2010)	299
Fred Taylor (2000)	292
Fred Taylor (2002)	287
Leonard Fournette (2017)	268
Leonard Fournette (2019)	265
Fred Taylor (1998)	264
Fred Taylor (2004)	260

RUSHING TOUCHDOWNS

Maurice Jones-Drew (2009)	15
Fred Taylor (1998)	14
Maurice Jones-Drew (2006)	13
James Stewart (1999)	13
Maurice Jones-Drew (2008)	12
Fred Taylor (2000)	12
Leonard Fournette (2017)	9
Maurice Jones-Drew (2007)	9
Stacey Mack (2002)	9
Stacey Mack (2001)	9
Natrone Means (1997)	9

RUSHING AVERAGE (MIN. 150 ATTEMPTS)

Maurice Jones-Drew (2006)	5.67
Fred Taylor (2007)	5.39
Fred Taylor (2006)	4.96
Fred Taylor (2000)	4.79
Fred Taylor (2004)	4.71
Maurice Jones-Drew (2011)	4.68
Fred Taylor (1998)	4.63
Maurice Jones-Drew (2007)	4.60
Fred Taylor (1999)	4.60

200-YARD RUSHING GAMES

Leonard Fournette (2019)	1
Fred Taylor (2000)	1

100-YARD RUSHING GAMES

Fred Taylor (2000)	9
Maurice Jones-Drew (2010)	7
Fred Taylor (2003)	7
Maurice Jones-Drew (2011)	6
Fred Taylor (1998)	6
Leonard Fournette (2017)	5
Maurice Jones-Drew (2009)	5
Fred Taylor (2007)	5
Fred Taylor (2004)	5
Fred Taylor (2002)	5
Fred Taylor (2006)	4

RECEIVING

RECEPTIONS

Jimmy Smith (1999) *Led NFL*	116
Jimmy Smith (2001)	112
Keenan McCardell (2000)	94
Keenan McCardell (2001)	93
Jimmy Smith (2000)	91
Keenan McCardell (1997)	85
Keenan McCardell (1996)	85
Jimmy Smith (1996)	83
Jimmy Smith (1997)	82

RECEIVING TOUCHDOWNS

Allen Robinson (2015) *Led NFL*	14
Allen Hurns (2015)	10
Marcedes Lewis (2010)	10
Reggie Williams (2007)	10
DJ CHARK JR. (2019)	**8**
Jimmy Smith (2001)	8
Jimmy Smith (2000)	8
Jimmy Smith (1998)	8

200-YARD RECEIVING GAMES

Justin Blackmon (2012)	1
Jimmy Smith (2000)	1
Jimmy Smith (1999)	1
Keenan McCardell (1996)	1

RECEIVING YARDS

Jimmy Smith (1999)	1,636
Allen Robinson (2015)	1,400
Jimmy Smith (2001)	1,373
Jimmy Smith (1997)	1,324
Jimmy Smith (1996)	1,244
Jimmy Smith (2000)	1,213
Keenan McCardell (2000)	1,207
Jimmy Smith (1998)	1,182
Jimmy Smith (2004)	1,172
Keenan McCardell (1997)	1,164
Keenan McCardell (1996)	1,129
Keenan McCardell (2001)	1,110
Allen Hurns (2015)	1,031
Jimmy Smith (2002)	1,027
Jimmy Smith (2005)	1,023

100-YARD RECEIVING GAMES

Jimmy Smith (1999)	9
Allen Robinson (2015)	6
Jimmy Smith (2001)	6
Jimmy Smith (1997)	6
Allen Hurns (2015)	5
Keenan McCardell (2000)	5
Jimmy Smith (2000)	5
Jimmy Smith (1998)	5

YARDS PER RECEPTION (MIN. 50 RECEPTIONS)

Cecil Shorts III (2012)	17.80
Allen Robinson (2015)	17.50
Jimmy Smith (1997)	16.15
Allen Hurns (2015)	16.11
Jimmy Smith (2004)	15.84
Jimmy Smith (1998)	15.15

YARDAGE

SCRIMMAGE YARDS

Maurice Jones-Drew (2011)	1,980
Fred Taylor (2003)	1,942
Maurice Jones-Drew (2009)	1,765
Fred Taylor (2002)	1,722
Leonard Fournette (2019)	1,674
Fred Taylor (1998)	1,644
Maurice Jones-Drew (2010)	1,641
Fred Taylor (2000)	1,639
Jimmy Smith (1999)	1,636
Fred Taylor (2004)	1,569

ALL-PURPOSE YARDS

Maurice Jones-Drew (2006)	2,250
Maurice Jones-Drew (2007)	2,014
Maurice Jones-Drew (2011)	1,964
Fred Taylor (2003)	1,942
Maurice Jones-Drew (2009)	1,886
Maurice Jones-Drew (2008)	1,739
Fred Taylor (2002)	1,722
Leonard Fournette (2019)	1,674
Fred Taylor (1998)	1,653
Maurice Jones-Drew (2010)	1,641

SINGLE-SEASON RECORDS

PUNTING

PUNTS

Bryan Anger (2013)	95
Bryan Anger (2014)	94
Bryan Anger (2012)	91
Brad Nortman (2017)	87
LOGAN COOKE (2018)	**86**
Bryan Barker (1998)	85
Chris Hanson (2004)	84
Chris Hanson (2005)	82
Chris Hanson (2001)	82
Bryan Barker (1995)	82

INSIDE THE 20

LOGAN COOKE (2018)	**37**
Chris Hanson (2005)	33
Bryan Barker (1999)	32
Bryan Anger (2013)	31
Bryan Anger (2012)	31

TOUCHBACKS (MIN. 50 PUNTS)

LOGAN COOKE (2019)	**2**
Adam Podlesh (2007)	2
Bryan Anger (2015)	4

GROSS AVERAGE (MIN. 50 PUNTS)

Bryan Anger (2012) *NFL rookie record*	47.8
Bryan Anger (2014)	47.5
LOGAN COOKE (2019)	**46.8**
Brad Nortman (2016)	46.6
Bryan Anger (2015)	46.3
Bryan Anger (2013)	45.7
LOGAN COOKE (2018)	**45.0**

NET AVERAGE (MIN. 50 PUNTS)

LOGAN COOKE (2019) * Led NFL *	**44.5**
LOGAN COOKE (2018)	**41.3**
Bryan Anger (2012) *NFL rookie record*	40.8
Bryan Anger (2013)	40.5
Bryan Anger (2014)	39.6
Brad Nortman (2016)	39.5
Bryan Anger (2015)	39.5

RETURNS

KICKOFF RETURNS

Brian Witherspoon (2008)	52
Deji Karim (2010)	50
David Allen (2003)	41
Derrick Wimbush (2005)	39
Jordan Todman (2014)	38
Shyrone Stith (2000)	33
Willie Jackson (1997)	32
Maurice Jones-Drew (2007)	31
Maurice Jones-Drew (2006)	31
Reggie Barlow (1998)	30

KICKOFF RETURN TOUCHDOWNS

Eight players, last: Marqise Lee (2016)	1

PUNT RETURNS

Alvin Pearman (2005)	49
Reggie Barlow (1998)	43
Damon Gibson (2001)	38
Reggie Barlow (1999)	38
Reggie Barlow (1997)	36
Mike Thomas (2010)	34
Ace Sanders (2014)	32
Chris Hudson (2006)	32
Chris Hudson (1996)	32
Reggie Barlow (2000)	29

PUNT RETURN AVERAGE (MIN. 15 RETURNS)

Rashad Greene Sr. (2015)	16.7
DEDE WESTBROOK (2018)	**14.0**
Reggie Barlow (1998)	12.9
Bobby Shaw (2002)	12.4
David Allen (2003)	12.0
Reggie Barlow (1997)	11.4
Brian Witherspoon (2008)	11.3
Reggie Barlow (1999)	10.9
Chris Hudson (1996)	10.9
Jaydon Mickens (2017)	10.6

KICKOFF RETURN YARDS

Brian Witherspoon (2008)	1,250
Deji Karim (2010)	1,248
Jordan Todman (2014)	972
Derrick Wimbush (2005)	955
Maurice Jones-Drew (2006)	860
David Allen (2003)	831
Maurice Jones-Drew (2007)	811
Shyrone Stith (2000)	785
Reggie Barlow (1998)	747
Jordan Todman (2013)	712

KICKOFF RETURN AVERAGE (MIN. 15 RETURNS)

Marqise Lee (2016)	30.3
Maurice Jones-Drew (2006)	27.7
Jordan Todman (2013)	27.4
Maurice Jones-Drew (2007)	26.2
Jordan Todman (2014)	25.6
Elvis Joseph (2001)	25.2
Deji Karim (2010)	25.0
Corey Grant (2017)	24.9
Reggie Barlow (1998)	24.9

PUNT RETURN YARDS

Reggie Barlow (1998)	555
Reggie Barlow (1999)	414
Reggie Barlow (1997)	412
Alvin Pearman (2005)	410
Mike Thomas (2010)	358
Chris Hudson (1996)	348
Damon Gibson (2001)	333
David Allen (2003)	324
Bobby Shaw (2002)	310
Rashad Greene Sr. (2015)	301

PUNT RETURN TOUCHDOWNS

KEELAN COLE (2020)	**1**
DEDE WESTBROOK (2018)	**1**
Jaydon Mickens (2017)	1
Rashad Greene Sr. (2015)	1
Mike Thomas (2010)	1
Bobby Shaw (2002)	1
Reggie Barlow (1998, 1999)	1

DEFENSE

INTERCEPTIONS

Rashean Mathis (2006)	8
A.J. Bouye (2017)	6
Marlon McCree (2002)	6
Aaron Beasley (1999)	6
Reggie Nelson (2007)	5
Rashean Mathis (2005)	5
Donovin Darius (2004)	5
Rashean Mathis (2004)	5
Deon Figures (1997)	5

INTs RETURNED FOR TOUCHDOWN

Rashean Mathis (2008)	2
Aaron Beasley (1999)	2
Several players tied	1

SACKS

Calais Campbell (2017)	14.5
Yannick Ngakoue (2017)	12.0
Tony Brackens (1999)	12.0
Tony Brackens (2001)	11.0
JOSH ALLEN (2019)	**10.5**
Calais Campbell (2018)	10.5
Kevin Hardy (1999)	10.5

TACKLES

Paul Posluszny (2012)	231
Hardy Nickerson (2001)	230
Russell Allen (2012)	201
Paul Posluszny (2011)	192
Mike Peterson (2005)	190
Wali Rainer (2002)	188
Kevin Hardy (1998)	186
Mike Peterson (2004)	178

SINGLE-SEASON RECORDS

DEFENSE & FUMBLES

TAKEAWAYS

Donovin Darius (2004)	9
Rashean Mathis (2006)	8
A.J. Bouye (2017)	6
Marlon McCree (2002)	6
Aaron Beasley (1999)	6

FORCED FUMBLES

Tony Brackens (1999)	8
Yannick Ngakoue (2017)	6
Tony Brackens (1997)	6

FUMBLES

Blake Bortles (2015)	14
Blaine Gabbert (2011)	14
David Garrard (2009)	14
Mark Brunell (1996)	14

OPPONENT FUMBLE RECOVERIES

Donovin Darius (2004)	4
Bryan Schwartz (1998)	4

FUMBLES LOST

David Garrard (2009)	8
GARDNER MINSHEW II (2019)	**7**
Blake Bortles (2016)	6
Byron Leftwich (2003)	6
Blake Bortles (2015)	5
Blaine Gabbert (2011)	5

SINGLE GAME RECORDS

SCORING

POINTS

James Stewart (Oct. 12, 1997 vs. PHI)	30
Maurice Jones-Drew (Dec. 11, 2011 vs. T.B.)	24
Fred Taylor (Nov. 19, 2000 at PIT)	24
Several players tied	18

FIELD GOALS

Josh Scobee (Oct. 10, 2010 at BUF)	5
Josh Scobee (Nov. 25, 2007 vs. BUF)	5
Mike Hollis (Sept. 10, 2000 at BAL)	5
Mike Hollis (Nov. 30, 1997 vs. BAL)	5
Mike Hollis (Dec. 1, 1996 vs. CIN)	5
Several players tied	4

TOUCHDOWNS

James Stewart (Oct. 12, 1997 vs. PHI)	5
Maurice Jones-Drew (Dec. 11, 2011 vs. T.B.)	4
Fred Taylor (Nov. 19, 2000 at PIT)	4
Several players tied	3

EXTRA POINTS

Josh Scobee (Dec. 23, 2007 vs. OAK)	7
JOSH LAMBO (Dec. 17, 2017 vs. HOU)	**6**
Jason Myers (Dec. 13, 2015 vs. IND)	6
Mike Hollis (Dec. 3, 2000 vs. CLE)	6
Mike Hollis (Nov. 1, 1998 at BAL)	6

PASSING

PASSING YARDS

Mark Brunell (Sept. 22, 1996 at N.E.)	432
Blake Bortles (Oct. 7, 2018 at K.C.)	430
Mark Brunell (Oct. 20, 1996 at STL)	421
Blake Bortles (Sept. 30, 2018 vs. NYJ)	388
Mark Brunell (Sept. 10, 2000 at BAL)	386
Blake Bortles (Dec. 24, 2017 at S.F.)	382
Blake Bortles (Nov. 8, 2015 at NYJ)	381
Blake Bortles (Sept. 16, 2018 vs. N.E.)	376
Mark Brunell (Sept. 20, 1998 vs. BAL)	376
GARDNER MINSHEW II (OCT. 6, 2019 AT CAR)	**374**
Blake Bortles (Dec. 27, 2015 at N.O.)	368
Byron Leftwich (Oct. 10, 2004 at S.D.)	357

PASSING TDs

Blake Bortles (Dec. 6, 2015 at TEN)	5
Blake Bortles (Sept. 16, 2018 vs. N.E.)	4
Blake Bortles (Sept. 24, 2017 vs. BAL)	4
Blake Bortles (Dec. 27, 2015 at N.O.)	4
Blake Bortles (Oct. 11, 2015 at T.B.)	4
Chad Henne (Nov. 18, 2012 at HOU)	4
David Garrard (Oct. 31, 2010 at DAL)	4
Quinn Gray (Dec. 30, 2007 at HOU)	4
Mark Brunell (Nov. 29, 1998 at CIN)	4

PASS ATTEMPTS

Blake Bortles (Oct, 7, 2018 at K.C.)	61
Blake Bortles (Oct. 27, 2016 vs. TEN)	54
Byron Leftwich (Oct. 10, 2004 at S.D.)	54
Blake Bortles (Oct. 18, 2015 vs. HOU)	53
Mark Brunell (Oct. 20, 1996 at STL)	52
Blake Bortles (Nov. 12, 2017 vs. LAC)	51
Chad Henne (Dec. 29, 2013 at IND)	51
Chad Henne (Dec. 23, 2012 vs. N.E.)	51
Blake Bortles (Dec. 24, 2017 at S.F.)	50
Blake Bortles (Sept. 18, 2016 at S.D.)	50
Blake Bortles (Oct. 4, 2015 at IND)	50
Mark Brunell (Sept. 10, 2000 at BAL)	50

INTERCEPTIONS

Mark Brunell (Oct. 20, 1996 at STL)	5
JAKE LUTON (NOV. 22, 2020 VS. PIT)	**4**
Blake Bortles (Oct, 7, 2018 at K.C.)	4
Luke McCown (Sept. 18, 2011 at NYJ)	4
David Garrard (Sept. 19, 2010 at S.D.)	4
David Garrard (Nov. 12, 2006 vs. HOU)	4

AVG. GAIN PER ATTEMPT (MIN. 20 ATTEMPTS)

Blake Bortles (Oct. 22, 2017 at IND)	12.7
David Garrard (Oct. 21, 2010 at DAL)	12.4
Rob Johnson (Aug. 31, 1997 at BAL)	12.3
Byron Leftwich (Oct. 5, 2003 vs. S.D.)	12.0
Mark Brunell (Nov. 1, 1998 at BAL)	11.9
Mark Brunell (Nov. 21, 1999 vs. N.O.)	11.7
Blake Bortles (Dec. 17, 2017 vs. HOU)	11.2

PASS COMPLETIONS

Mark Brunell (Oct. 20, 1996 at STL)	37
Byron Leftwich (Oct. 10, 2004 at S.D.)	36
Blake Bortles (Oct. 7, 2018 at K.C.)	33
Blake Bortles (Oct. 27, 2016 at TEN)	33
Nick Foles (Nov. 17, 2019 at IND)	33
Nick Foles (Nov. 24, 2019 at TEN)	32
Blake Bortles (Dec. 24, 2017 at S.F.)	32
Blake Bortles (Nov. 13, 2016 vs. HOU)	32
Blake Bortles (Oct. 12, 2014 at TEN)	32
Blake Bortles (Sept. 18, 2016 at S.D.)	31

COMPLETION % (MIN. 20 ATTEMPTS)

GARDNER MINSHEW II (SEPT. 13, 2020 VS. IND)	**95.0**
GARDNER MINSHEW II (SEPT. 8, 2019 VS. K.C.)	**88.0**
Mark Brunell (Sept. 7, 2003 at CAR)	85.2
Mark Brunell (Oct. 29, 2000 at DAL)	83.3
Rob Johnson (Aug. 31, 1997 at BAL)	83.3
David Garrard (Dec. 2, 2007 at IND)	82.8
David Garrard (Oct. 31, 2010 at DAL)	81.0
David Garrard (Oct. 10, 2010 at BUF)	80.0
Mark Brunell (Oct. 6, 1996 at N.O.)	80.0

SINGLE GAME RECORDS

RUSHING

RUSHING YARDS

Fred Taylor (Nov. 19, 2000 at PIT) 234
Leonard Fournette (Sept. 29, 2019 at DEN) 225
Fred Taylor (Dec. 21, 2003 vs. N.O.) 194
Maurice Jones-Drew (Dec. 5, 2010 at TEN) 186
Fred Taylor (Dec. 6, 1998 vs. DET) 183
Leonard Fournette (Oct. 8, 2017 at PIT) 181
Fred Taylor (Dec. 3, 2000 vs. CLE) 181
Maurice Jones-Drew (Sept. 23, 2012 at IND) 177
Maurice Jones-Drew (Nov. 1, 2009 at TEN) 177
Maurice Jones-Drew (Jan. 1, 2012 vs. IND) 169

RUSHING TOUCHDOWNS

James Stewart (Oct. 12, 1997 vs. PHI) 5
Nine players, last: Maurice Jones-Drew (Oct. 18, 2009 vs. STL) 4

RUSHING ATTEMPTS

Fred Taylor (Sept. 25, 2005 at NYJ) 37
Fred Taylor (Dec. 21, 2003 vs. N.O.) 34
Maurice Jones-Drew (Oct. 18, 2009 vs. STL) 33
Fred Taylor (Nov. 23, 2003 at NYJ) 32
Fred Taylor (Dec. 17, 2000 at CIN) 32
Fred Taylor (Dec. 6, 1998 vs. Det.) 32
Maurice Jones-Drew (Dec. 5, 2010 at TEN) 31
Fred Taylor (Oct. 29, 2000 at DAL) 31

RUSHING AVERAGE (MIN. 10 ATTEMPTS)

Maurice Jones-Drew (Dec. 10, 2006 vs. IND) 11.07
Maurice Jones-Drew (Oct. 14, 2007 vs. HOU) 10.42
Fred Taylor (Oct. 31, 1999 at CIN) 8.53
Maurice Jones-Drew (Sept. 24, 2006 at IND) 7.92
Stacey Mack (Dec. 30, 2001 vs. K.C.) 7.81
Fred Taylor (Nov. 19, 2000 at PIT) 7.80
Leonard Fournette (Sept. 29, 2019 at DEN) 7.76

RECEIVING & YARDAGE

RECEPTIONS

Keenan McCardell (Oct. 20, 1996 at STL) 16
Jimmy Smith (Sept. 10, 2000 at BAL) 15
Justin Blackmon (Oct. 13, 2013 at DEN) 14
Jimmy Smith (Jan. 2, 2000 vs. CIN) 14
Allen Hurns (Oct. 4, 2015 at IND) 11
Keenan McCardell (Dec. 23, 2000 at NYG) 11
Keenan McCardell (Oct. 1, 2000 vs. PIT) 11
Keenan McCardell (Dec. 7, 1997 vs. N.E.) 11

RECEIVING TDs

Marcedes Lewis (Sept. 24, 2017 vs. BAL) 3
Allen Robinson (Dec. 6, 2015 at TEN) 3
Jimmy Smith (Sept. 10, 2000 at BAL) 3
Several players tied 2

YARDS PER RECEPTION (MIN. 4 RECEPTIONS)

DJ CHARK JR. (Sept. 8, 2019 vs. K.C.) 36.50
Justin Blackmon (Nov. 18, 2012 at HOU) 33.71
Ernest Wilford (Dec. 24, 2005 at HOU) 29.50
Andre Rison (Sept. 22, 1996 at N.E.) 28.75

RECEIVING YARDS

Jimmy Smith (Sept. 10, 2000 at BAL) 291
Justin Blackmon (Nov. 18, 2012 at HOU) 236
Keenan McCardell (Oct. 20, 1996 at STL) 232
Jimmy Smith (Nov. 21, 1999 vs. N.O.) 220
Justin Blackmon (Oct. 13, 2013 at DEN) 190
KEELAN COLE (Dec. 17, 2017 vs. HOU) 186
Jimmy Smith (Jan. 2, 2000 vs. CIN) 165
DJ CHARK JR. (Oct. 6, 2019 at CAR) 164
Jimmy Smith (Sept. 22, 1997 vs. PIT) 164
Jimmy Smith (Dec. 1, 1996 vs. CIN) 162

SCRIMMAGE YARDS

Jimmy Smith (Sept. 10, 2000 at BAL) 291
Fred Taylor (Nov. 19, 2000 at PIT) 248
Leonard Fournette (Sept. 29, 2019 at DEN) 245
Fred Taylor (Sept. 29, 2002 vs. NYJ) 237
Justin Blackmon (Nov. 18, 2012 at HOU) 236
Keenan McCardell (Oct. 20, 1996 at STL) 232
Fred Taylor (Dec. 21, 2003 at N.O.) 225
Maurice Jones-Drew (Nov. 21, 2010 vs. CLE) 220
Jimmy Smith (Nov. 21, 1999 vs. N.O.) 220
Fred Taylor (Sept. 20, 1998 vs. BAL) 213

ALL-PURPOSE YARDS

Maurice Jones-Drew (Dec. 10, 2006 vs. IND) 303
Jimmy Smith (Sept. 10, 2000 at BAL) 291
Maurice Jones-Drew (Oct. 14, 2007 vs. HOU) 260
Fred Taylor (Nov. 19, 2000 at PIT) 248
Leonard Fournette (Sept. 29, 2019 at DEN) 245
Maurice Jones-Drew (Sept. 24, 2006 at IND) 244
Fred Taylor (Sept. 29, 2002 vs. NYJ) 237
Justin Blackmon (Nov. 18, 2012 at HOU) 236
Maurice Jones-Drew (Nov. 23, 2008 vs. MIN) 233
Keenan McCardell (Oct. 20, 1996 at STL) 232

PUNTING

PUNTS

Bryan Anger (Sept. 8, 2013 vs. K.C.) 11
Adam Podlesh (Nov. 16, 2008 vs. TEN) 10
Several players tied 9

PUNTS INSIDE 20 (SINCE 2000)

Bryan Anger (Nov. 17, 2013 vs. ARI) 6
Brad Nortman (Oct. 1, 2017 at NYJ) 5
Bryan Anger (Oct. 4, 2015 at IND) 5
Bryan Anger (Dec. 9, 2012 vs. NYJ) 5

GROSS AVERAGE (MIN. 4 PUNTS)

Bryan Anger (Dec. 23, 2012 vs. N.E.) 56.3
Bryan Anger (Oct. 11, 2015 at T.B.) 55.3
Brad Nortman (Oct. 16, 2016 at CHI) 55.0
LOGAN COOKE (NOV. 22, 2022 VS. PIT) 54.0
Brad Nortman (Oct. 2, 2016 vs. IND) 53.8
Bryan Barker (Oct. 19, 1997 at DAL) 53.8
Bryan Anger (Sept. 9, 2012 at MIN) 53.5
Bryan Anger (Sept. 23, 2012 at IND) 53.5

NET AVERAGE (MIN. 4 PUNTS)

Brad Nortman (Oct. 16, 2016 at CHI) 52.2
Bryan Anger (Nov. 4, 2012 vs. DET) 50.5
LOGAN COOKE (Dec. 16, 2018 vs. WAS) 50.2
Adam Podlesh (Dec. 23, 2007 vs. OAK) 49.8
LOGAN COOKE (Dec. 15, 2019 at OAK) 49.2

SINGLE GAME RECORDS

RETURNS

KICKOFF RETURNS

Michael Walker (Nov. 24, 2019 at TEN) 7
Deji Karim (Oct. 18, 2010 vs. TEN) 7
Jermaine Lewis (Oct. 10, 2004 at S.D.) 7
Curtis Marsh Sr. (Nov. 12, 1995 vs. SEA) 7

KICKOFF RETURN AVERAGE (MIN. 3 RETURNS)

Maurice Jones-Drew (Nov. 4, 2007 at N.O.) 47.3
Derrick Wimbush (Nov. 27, 2005 at ARI) 46.0
Brian Witherspoon (Sept. 7, 2008 at TEN) 41.3
Randy Jordan (Oct. 13, 1996 vs. NYJ) 39.7
Tiquan Underwood (Sept. 12, 2010 vs. DEN) 38.3

KICKOFF RETURN YARDS

Reggie Barlow (Oct. 25, 1998 at DEN) 206
Jordan Todman (Sept. 28, 2014 at S.D.) 174
Jordan Todman (Nov. 2, 2014 at CIN) 173
Curtis Marsh Sr. (Nov. 12, 1995 vs. SEA) 169
Deji Karim (Oct. 18, 2010 vs. TEN) 168
Michael Walker (Nov. 24, 2019 at TEN) 157
Reggie Barlow (Dec. 7, 1997 vs. N.E.) 157
Rashad Jennings (Nov. 18, 2012 at HOU) 149
David Allen (Dec. 14, 2003 at N.E.) 147
Alvis Whitted (Dec. 26, 1999 at TEN) 147

PUNT RETURNS

Jaydon Mickens (Nov. 12, 2017 vs. LAC) 7
Alvin Pearman (Dec. 18, 2005 vs. S.F.) 7
Alvin Pearman (Nov. 13, 2005 vs. BAL) 7
Several players tied 6

PUNT RETURN TDs

KEELAN COLE (NOV. 15, 2020 VS. G.B.) 1
DEDE WESTBROOK (Dec. 16, 2018 vs. WAS) 1
Jaydon Mickens (Nov. 5, 2017 vs. CIN) 1
Rashad Greene Sr. (Dec. 13, 2015 vs. IND) 1
Mike Thomas (Dec. 19, 2010 at IND) 1
Bobby Shaw (Oct. 6, 2002 vs. PHI) 1
Reggie Barlow (Nov. 21, 1999 vs. N.O.) 1
Reggie Barlow (Sept. 13, 1998 vs. K.C.) 1

KICKOFF RETURN TDs

Marqise Lee (Dec. 18, 2016 at HOU) 1
Maurice Jones-Drew (Nov. 4, 2007 at N.O.) 1
Maurice Jones-Drew (Dec. 10, 2006 vs. IND) 1
Derrick Wimbush (Nov. 27, 2005 at ARI) 1
Elvis Joseph (Nov. 18, 2001 at PIT) 1
Alvis Whitted (Dec. 26, 1999 at TEN) 1
Reggie Barlow (Dec. 7, 1997 vs. N.E.) 1
Jimmy Smith (Dec. 3, 1995 at DEN) 1

PUNT RETURN YARDS

Reggie Barlow (Sept. 13, 1998 vs. K.C.) 134
KEELAN COLE (NOV. 15, 2020 AT G.B.) 113
Mike Thomas (Dec. 19, 2010 at IND) 99
DEDE WESTBROOK (Dec. 16, 2018 vs. WAS) 84
Jaydon Mickens (Nov. 5, 2017 vs. CIN) 82
Desmond Howard (Sept. 24, 1995 vs. G.B.) 82
Reggie Barlow (Sept. 20, 1998 vs. BAL) 81
Reggie Barlow (Nov. 21, 1999 vs. N.O.) 80
Reggie Barlow (Nov. 23, 1997 at CIN) 79
Jermaine Lewis (Sept. 19, 2004 vs. DEN) 78
Rashad Greene Sr. (Nov. 19, 2015 vs. TEN) 76

PUNT RETURN AVERAGE (MIN. 3 RETURNS)

Reggie Barlow (Sept. 13, 1998 vs. K.C.) 44.7
KEELAN COLE (Nov. 15, 2020) 37.7
DEDE WESTBROOK (Dec. 16, 2018 vs. WAS) 28.0
Jaydon Mickens (Nov. 5, 2017 vs. CIN) 27.3
Reggie Barlow (Nov. 23, 1997 at CIN) 26.3
Reggie Barlow (Nov. 2, 1997 at TEN) 25.3
Mike Thomas (Dec. 19, 2010 at IND) 24.8
Jaydon Mickens (Dec. 10, 2017 vs. SEA) 24.0
Reggie Barlow (Nov. 29, 1998 at CIN) 23.0

DEFENSE, FUMBLES & BLOCKS

INTERCEPTIONS

TRE HERNDON (OCT. 27, 2019 vs. NYJ) 2
Jalen Ramsey (Nov. 18, 2018 vs. PIT) 2
A.J. Bouye (Dec. 10, 2017 vs. SEA) 2
Tashaun Gipson Sr. (Oct. 8, 2017 at PIT) 2
Davon House (Nov. 15, 2015 at BAL) 2
Derek Cox (Oct. 31, 2010 at DAL) 2
Rashean Mathis (Nov. 5, 2006 vs. TEN) 2
Rashean Mathis (Sept. 18, 2006 vs. PIT) 2
Terry Cousin (Nov. 13, 2005 vs. BAL) 2
Rashean Mathis (Oct. 30, 2005 at STL) 2
Donovin Darius (Jan. 2, 2005 at OAK) 2
Rashean Mathis (Dec. 19, 2004 at G.B.) 2
Marlon McCree (Sept. 15, 2002 at K.C.) 2
Rayna Stewart (Sept. 10, 2000 at BAL) 2
Aaron Beasley (Sept. 12, 1999 vs. S.F.) 2
Deon Figures (Aug. 31, 1997 at BAL) 2

OPPONENT FUMBLE RECOVERIES

Telvin Smith Sr. (Nov. 23, 2014 at IND) 2
Donovin Darius (Sept. 12, 2004 at BUF) 2
Tony Brackens (Sept. 29, 1996 vs. CAR) 2

TACKLES

Hardy Nickerson (Nov. 25, 2001 vs. Bal.) 23
Russell Allen (Sept. 16, 2012 vs. Hou.) 22
Wali Rainer (Oct. 13, 2002 at Ten.) 22
T.J. Slaughter (Nov. 25, 2001 vs. Bal.) 22
Paul Posluszny (Dec. 19, 2012 at Mia.) 21
Bryan Schwartz (Dec. 17, 1995 at Det.) 21
Russell Allen (Nov. 18, 2012 at Hou.) 20
Daryl Smith (Dec. 18, 2010 at Ind.) 20
Kevin Hardy (Nov. 1, 1998 at Bal.) 20

INTs RETURNED FOR TOUCHDOWN

Yannick Ngakoue (OCT. 20, 2019 AT CIN) 1
Telvin Smith (Dec. 23, 2018 at MIA) 1
MYLES JACK (Sept. 9, 2018 at NYG) 1
Barry Church (Oct. 8, 2017 at PIT) 1
Telvin Smith (Oct. 8, 2017 at PIT) 1
Jalen Ramsey (Dec. 24, 2016 vs. TEN) 1
Telvin Smith (Oct. 25, 2015 vs. BUF) 1
Dwayne Gratz (Dec. 28, 2014 at HOU) 1
Paul Posluszny (Oct. 13, 2013 at DEN) 1
Rashean Mathis (Sept. 21, 2008 at IND) 1
Rashean Mathis (Oct. 5, 2008 vs. PIT) 1
Clint Ingram (Dec. 9, 2007 vs. CAR) 1
Aaron Glenn (Oct. 28, 2007 at T.B.) 1
Scott Starks (Nov. 5, 2006 vs. TEN) 1
Mike Peterson (Nov. 13, 2005 vs. BAL) 1
Rashean Mathis (Oct. 16, 2005 at PIT) 1
Tony Brackens (Nov. 28, 1999 at BAL) 1
Aaron Beasley (Sept. 26, 1999 vs. TEN) 1
Aaron Beasley (Sept. 12, 1999 vs. S.F.) 1
Mickey Washington (Oct. 22, 1995 at CLE) 1

SACKS

Calais Campbell (Sept. 10, 2017 at HOU) 4.0
Calais Campbell (Sept. 19, 2019 vs. TEN) 3.0
Chris Clemons (Nov. 23, 2014 at IND) 3.0
Paul Spicer (Sept. 25, 2005 at NYJ) 3.0
John Henderson (Oct. 6, 2002 vs. PHI) 3.0
Kelvin Prichett (Oct. 5, 1997 vs. CIN) 3.0

FORCED FUMBLES

Tony Brackens (Oct. 3, 1999 vs. PIT) 3
Several players tied 2

BLOCKED FIELD GOALS

12 players, last: Calais Campbell (Oct. 6, 2019 at CAR) 1

BLOCKED PUNTS

13 players, last; Dan Skuta (Jan. 1, 2017 at Ind.) 1

ROOKIE RECORDS

SCORING & PASSING

POINTS (SEASON)

Fred Taylor (1998) 102
Maurice Jones-Drew (2006) 96
Josh Scobee (2004) 93
Seth Marler (2003) 90
Leonard Fournette (2017) 60
JAMES ROBINSON (2020) 44
Allen Hurns (2014) 36
Justin Blackmon (2012) 32
Matt Jones (2005) 30
Hayden Epstein (2002) 28

PASSING YARDS (GAME)

GARDNER MINSHEW II (Oct.. 6, 2019 at CAR) 374
Blake Bortles (Oct. 12, 2014 at TEN) 336
Byron Leftwich (Oct. 5, 2003 vs. S.D.) 336
GARDNER MINSHEW II (Nov. 3, 2019 vs. HOU) 309
JAKE LUTON (Nov. 8, 2020 vs. HOU) 304
GARDNER MINSHEW II (Dec. 30, 2019 vs. IND) 295
Blake Bortles (Nov. 9, 2014 vs. DAL) 290
Byron Leftwich (Dec. 14, 2003 at N.E.) 288
GARDNER MINSHEW II (Oct. 27, 2019 vs. NYJ) 279
GARDNER MINSHEW II (Sept. 8, 2019 vs. K.C.) 275

PASS COMPLETIONS (SEASON)

GARDNER MINSHEW II (2019) 285
Blake Bortles (2014) 280
Byron Leftwich (2003) 239
Blaine Gabbert (2011) 210
JAKE LUTON (2020) 285
Jonathan Quinn (1998) 34
David Garrard (2002) 23
Rob Johnson (1995) 3
Matt Jones (2005) 2

PASSING TDs (SEASON)

GARDNER MINSHEW II (2019) 21
Byron Leftwich (2003) 14
Blaine Gabbert (2011) 12
Blake Bortles (2014) 11
JAKE LUTON (2020) 2
Jonathan Quinn (1998) 2
David Garrard (2002) 1
Ace Sanders (2013) 1

INTERCEPTIONS (SEASON)

Blake Bortles (2014) 17
Byron Leftwich (2003) 16
Blaine Gabbert (2011) 11
GARDNER MINSHEW II (2019) 6
Jonathan Quinn (1998) 3
David Garrard (2002) 2
Rob Johnson (1995) 1

TOUCHDOWNS (SEASON)

Fred Taylor (1998) 17
Maurice Jones-Drew (2006) 16
Leonard Fournette (2017) 9
JAMES ROBINSON (2020) 7
Allen Hurns (2014) 6
Matt Jones (2005) 5
Justin Blackmon (2012) 5

PASS ATTEMPTS (SEASON)

Blake Bortles (2014) 475
GARDNER MINSHEW II (2019) 470
Byron Leftwich (2003) 418
Blaine Gabbert (2011) 413
Jonathan Quinn (1998) 64
JAKE LUTON (2020) 60
David Garrard (2002) 46
Rob Johnson (1995) 7
Matt Jones (2005) 3
LaBrandon Toefield (2003) 2

PASS COMPLETIONS (GAME)

Blake Bortles (Oct. 12, 2014 at TEN) 32
Blake Bortles (Sept. 28, 2014 at S.D.) 29
GARDNER MINSHEW II (Dec. 29, 2019 vs. IND) 27
GARDNER MINSHEW II (Nov. 3, 2019 vs. HOU) 27
GARDNER MINSHEW II (Oct. 6, 2019 at CAR) 26
Byron Leftwich (Oct. 12, 2003 vs. MIA) 24
GARDNER MINSHEW II (Dec. 8, 2019 vs. LAC) 24
GARDNER MINSHEW II (Sept. 15, 2019 at HOU) 23

PASSING TDs (GAME)

GARDNER MINSHEW II (Dec. 29, 2019 vs. IND) 3
GARDNER MINSHEW II (Oct. 27, 2019 vs. NYJ) 3
12 times, last: Gardner Minshew II (Dec. 19, 2019 at OAK) 2

INTERCEPTIONS (GAME)

JAKE LUTON (Nov. 20, 2020 vs. PIT) 4
Blake Bortles (Oct. 19, 2014 vs. CLE) 3
Byron Leftwich (Oct. 12, 2003 vs. MIA) 3
Byron Leftwich (Sept. 28, 2003 at HOU) 3

PASSING YARDS (SEASON)

GARDNER MINSHEW II (2019) 3,271
Blake Bortles (2014) 2,908
Byron Leftwich (2003) 2,819
Blaine Gabbert (2011) 2,214
JAKE LUTON (2020) 624
Jonathan Quinn (1998) 387
David Garrard (2002) 231

PASS ATTEMPTS (GAME)

GARDNER MINSHEW II (Nov. 3, 2019 vs. HOU) 47
Blake Bortles (Oct. 12, 2014 at TEN) 46
GARDNER MINSHEW II (Oct. 6, 2019 at CAR) 44
Blaine Gabbert (Dec. 24, 2011 at TEN) 42
Blaine Gabbert (Oct. 2, 2011 vs. N.O.) 42
Byron Leftwich (Oct. 12, 2003 vs. MIA) 42
Blaine Gabbert (Nov. 20, 2011 at Cle.) 41
Byron Leftwich (Dec. 14, 2003 at N.E.) 40

RUSHING

RUSHING YARDS (SEASON)

Fred Taylor (1998) 1,223
Leonard Fournette (2017) 1,040
Maurice Jones-Drew (2006) 941
JAMES ROBINSON (2020) 762
T.J. Yeldon (2015) 740
James Stewart (1995) 525
Blake Bortles (2014) 419
GARDNER MINSHEW II (2019) 344
Elvis Joseph (2001) 294
LaBrandon Toefield (2003) 212
Rashad Jennings (2009) 202

RUSHING YARDS (GAME)

Fred Taylor (Dec. 6, 1998 vs. DET) 183
Leonard Fournette (Oct. 8, 2017 at PIT) 181
Maurice Jones-Drew (Dec. 10, 2006 vs. IND) 166
Maurice Jones-Drew (Dec. 24, 2006 vs. N.E.) 131
Leonard Fournette (Oct. 15, 2017 vs. LAR) 130
Fred Taylor (Nov. 15, 1998 vs. T.B.) 128
Fred Taylor (Sept. 20, 1998 vs. BAL) 128
JAMES ROBINSON (OCT. 25, 2020 AT LAC) 119
Fred Taylor (Nov. 8, 1998 vs. CIN) 118
Fred Taylor (Sept. 27, 1998 at TEN) 116
T.J. Yeldon (Oct. 25, 2015 vs. BUF) 115

RUSHING ATTEMPTS (SEASON)

Leonard Fournette (2017) 268
Fred Taylor (1998) 264
T.J. Yeldon (2015) 182
JAMES ROBINSON (2020) 172
Maurice Jones-Drew (2006) 166
James Stewart (1995) 137
Elvis Joseph (2001) 68
GARDNER MINSHEW II (2019) 67
Greg Jones (2004) 62
Blake Bortles (2014) 56
LaBrandon Toefield (2003) 53

ROOKIE RECORDS

RUSHING

RUSHING ATTEMPTS (GAME)

Fred Taylor (Dec. 6, 1998 vs. DET) 32
Leonard Fournette (Nov. 19, 2017 at CLE) 28
Leonard Fournette (Oct. 8, 2017 at PIT) 28
Fred Taylor (Nov. 8, 1998 vs. CIN) 27
Leonard Fournette (Sept. 10, 2017 at HOU) 26
JAMES ROBINSON (NOV. 8, 2020 VS. HOU) 25
T.J. Yeldon (Sept. 20, 2015 vs. MIA) 25
Maurice Jones-Drew (Dec. 17, 2006 at TEN) 25
Fred Taylor (Sept. 27, 1998 at TEN) 25
Leonard Fournette (Dec. 10, 2017 vs. SEA) 24
Leonard Fournette (Oct. 1, 2017 at NYJ) 24

RUSHING TDs (SEASON)

Fred Taylor (1998) 14
Maurice Jones-Drew (2006) 13
Leonard Fournette (2017) 9
JAMES ROBINSON (2020) **5**
Greg Jones (2004) 3
T.J. Yeldon (2015) 2
Storm Johnson (2014) 2
Byron Leftwich (2003) 2
LaBrandon Toefield (2003) 2
David Garrard (2002) 2
James Stewart (1995) 2

RUSHING TDs (GAME)

Fred Taylor (Nov. 15, 1998 vs. T.B.) 3
JAMES ROBINSON (SEPT. 24, 2020 VS. MIA) **2**
Leonard Fournette (Oct. 8, 2017 at PIT) 2
Maurice Jones-Drew (Dec. 24, 2006 vs. N.E.) 2
Maurice Jones-Drew (Dec. 10, 2006 vs. IND) 2
Maurice Jones-Drew (Oct. 8, 2006 vs. NYJ) 2
David Garrard (Oct. 13, 2002 at Ten.) 2
Fred Taylor (Dec. 6, 1998 vs. Det.) 2
Fred Taylor (Oct. 12, 1998 vs. Mia.) 2
Fred Taylor (Oct. 12, 1998 vs. MIA) 2

RECEIVING & YARDAGE

RECEPTIONS (SEASON)

Justin Blackmon (2012) 64
Allen Hurns (2014) 51
Ace Sanders (2013) 51
Allen Robinson (2014) 48
Mike Thomas (2009) 48
Maurice Jones-Drew (2006) 46
Fred Taylor (1998) 44
KEELAN COLE (2017) **42**
Pete Mitchell (1995) 41

RECEIVING TDs (SEASON)

Allen Hurns (2014) 6
Justin Blackmon (2012) 5
Matt Jones (2005) 5
KEELAN COLE (2017) **3**
Fred Taylor (1998) 3

SCRIMMAGE YARDS (SEASON)

Fred Taylor (1998) 1,644
Maurice Jones-Drew (2006) 1,377
Leonard Fournette (2017) 1,342
T.J. Yeldon (2015) 1,019
JAMES ROBINSON (2020) **1,011**
Justin Blackmon (2012) 888
KEELAN COLE (2017) **748**
James Stewart (1995) 715
Allen Hurns (2014) 677

RECEPTIONS (GAME)

Pete Mitchell (Nov. 19, 1995 at T.B.) 10
Fred Taylor (Sept. 20, 1998 vs. BAL) 9
Allen Robinson (Oct. 12, 2014 at TEN) 8
Ace Sanders (Dec. 1, 2013 at CLE) 8
Ace Sanders (Nov. 17, 2013 vs. ARI) 8
Zach Miller (Jan. 3, 2010 at CLE) 8
Several players tied 7

YARDS/REC. (SEASON) (MIN. 25 RECEPTIONS)

KEELAN COLE (2017) **17.8**
Justin Blackmon (2012) 13.5
Allen Hurns (2014) 13.3
Pete Mitchell (1995) 12.9
DEDE WESTBROOK (2017) **12.6**
Matt Jones (2005) 12.0
Allen Robinson (2014) 11.4
Marqise Lee (2014) 11.4
Reggie Williams (2004) 9.9
Fred Taylor (1998) 9.6

ALL-PURPOSE YARDS (SEASON)

Maurice Jones-Drew (2006) 2,250
Fred Taylor (1998) 1,653
Brian Witherspoon (2008) 1,442
Deji Karim (2010) 1,418
Leonard Fournette (2017) 1,342
Mike Thomas (2009) 1,301
David Allen (2003) 1,223

RECEIVING YARDS (SEASON)

Justin Blackmon (2012) 865
KEELAN COLE (2017) **748**
Allen Hurns (2014) 677
Allen Robinson (2014) 548
Pete Mitchell (1995) 527
Ace Sanders (2013) 484
Mike Thomas (2009) 453
Maurice Jones-Drew (2006) 436
Matt Jones (2005) 432
Marqise Lee (2014) 422

YARDS/REC. (GAME) (MIN. 4 RECEPTIONS)

Justin Blackmon (Nov. 18, 2012 at HOU) 33.7
Allen Hurns (Sept. 7, 2014 at PHI) 27.5
KEELAN COLE (Dec. 17, 2017 vs. HOU) **26.6**
Matt Jones (Nov. 13, 2005 vs. BAL) 23.4
T.J. Yeldon (Dec. 6, 2015 at TEN) 19.8
Allen Robinson (Sept. 14, 2014 at Was.) 18.8

100-YARD RECEIVING GAMES (SEASON)

KEELAN COLE (2017) **2**
Allen Hurns (2014) 2
Justin Blackmon (2012) 1
Matt Jones (2005) 1
Pete Mitchell (1995) 1

DEFENSE

SACKS (SEASON)

JOSH ALLEN (2019) **10.5**
Yannick Ngakoue (2016) 8.0
Tony Brackens (1996) 7.0
John Henderson (2002) 6.5
Kevin Hardy (1996) 5.5
Tyson Alualu (2010) 3.5
Derrick Harvey (2008) 3.5
Bobby McCray (2004) 3.5
Chris Smith (2014) 3.0
Akin Ayodele (2002) 3.0
Larry Smith (1999) 3.0

INTERCEPTIONS (SEASON)

Reggie Nelson (2007) 5
Derek Cox (2009) 4
Several players tied 2

TACKLES (SEASON)

Bryan Schwartz (1995) 161
Kevin Hardy (1996) 130
Clint Ingram (2006) 117
Akin Ayodele (2002) 108
T.J. Slaughter (2000) 108

TACKLES (GAME)

Bryan Schwartz (Dec. 17, 1995 at Det.) 21
Bryan Schwartz (Dec. 24, 1995 vs. Cle.) 19
Bryan Schwartz (Dec. 10, 1995 vs. Ind.) 17

TAKEAWAYS (SEASON)

Derek Cox (2009) 5
Reggie Nelson (2007) 5
Fernando Bryant (1999) 5

OPPONENT RECORDS

SCORING

POINTS

Derrick Henry, Tennessee (Dec. 6, 2018)..... 24
Jeff Reed, Pittsburgh (Dec. 1, 2002) 19

TOUCHDOWNS

Derrick Henry, Tennessee (Dec. 6, 2018)..... 4
Several players tied, last: J. Mixon, CIN, 2020 3

PASSING

PASSING YARDS

Matt Schaub, Houston (Nov. 18, 2012)..... 527
Drew Brees, New Orleans (Nov. 4, 2007) 445
Peyton Manning, Indianapolis (Sept, 25. 2000) 440
Carson Palmer, Arizona (Nov. 17, 2013)..... 419
Drew Brees, New Orleans (Dec. 27, 2015)..... 412

TOUCHDOWN PASSES

Matt Schaub, Houston (Nov. 18, 2012)..... 5
Tony Banks, Baltimore (Sept. 10, 2000)..... 5
Steve McNair, Tennessee (Dec. 26, 1999)..... 5
Several players tied, last: P. Rivers, S.D., 2016) 4

PASS ATTEMPTS

Ben Roethlisberger, Pittsburgh (Oct. 8, 2017)..... 55
Matt Schaub, Houston (Nov. 18, 2012)..... 55
Andrew Luck, Indianapolis (Dec. 2, 2018) 52
Peyton Manning, Indianapolis (Dec. 10, 2006)..... 50
Shane Matthews, Washington (Nov. 10, 2002) 50
Vinny Testaverde, Baltimore (Nov. 24, 1996) 50
Rich Gannon, Kansas City (Nov. 9, 1997) 50

PASS COMPLETIONS

Matt Schaub, Houston (Nov. 18, 2012)..... 43
Philip Rivers (Sept. 13, 2020) 36
Drew Brees, New Orleans (Nov. 4, 2007) 35
Jon Kitna, Dallas (Oct. 31, 2010) 34
Joe Flacco, Baltimore (Nov. 15, 2015) 34

INTERCEPTIONS THROWN

Ben Roethlisberger, Pittsburgh (Oct. 8, 2017)..... 5
Jon Kitna, Dallas (Oct. 31, 2010) 4

RUSHING

RUSHING YARDS

Derrick Henry, Tennessee (Dec. 6, 2018)..... 238
Chris Johnson, Tennessee (Nov. 1, 2009) 228
Arian Foster, Houston (Jan. 2, 2011) 180
Steven Jackson, St. Louis (Oct. 30, 2005) 179
Christian McCaffrey, Caroline (Oct. 6, 2019) 176
Shawn Alexander, Seattle (Oct. 7, 2001) 176

RUSHING TOUCHDOWNS

Derrick Henry, Tennessee (Dec. 6, 2018)..... 4

RUSHING ATTEMPTS

Terry Allen, Washington (Sept. 28, 1997)..... 36
Several players tied (A. Foster, HOU, 2011) 33

LONGEST RUSH

Derrick Henry, Tennessee (Dec. 6, 2018) 99t
Chris Johnson, Tennesee (Nov. 1, 2009) 89t
Marcus Mariota, Tennessee (Dec. 6, 2015)..... 87t
Joey Galloway, Seattle (Nov. 12 ,1995) 86t
Christian McCaffrey, Carolina (Oct. 6, 2019) 84t

RECEIVING

RECEPTIONS

Reggie Wayne, Indianapolis (Oct. 3, 2010)..... 15
David Boston, San Diego (Oct. 5, 2003) 14
Andre Johnson, Houston (Nov. 18, 2012)..... 14
Tim Brown, Oakland (Dec. 21, 1997)..... 14
Andre Johnson, Houston (Dec. 5, 2013) 13
Wes Welker, New England (Dec. 27, 2009)..... 13

LONGEST RECEPTIONS

Terrell Owens, Buffalo (Nov. 22, 2009) 98t
Josh Gordon, Cleveland (Dec. 1, 2013)..... 95t
Michael Floyd, Arizona (Nov. 17, 2013)..... 91t
Austin Ekeler, L.A. Chargers (Dec. 8, 2019) 84t
Kevin Curtis, St. Louis (Oct. 30, 2005) 83

RECEIVING YARDS

Andre Johnson, Houston (Nov, 18, 2012)..... 273
Josh Gordon, Cleveland (Dec. 1, 2013)..... 261
Albert Connell, Washington (Oct. 22, 2000) 211
Sammy Watkins, Kansas City (Sept. 8, 2019)..... 198
Terrell Owens, Buffalo (Nov. 22, 2009) 197

RECEIVING TOUCHDOWNS

Several players tied (S. Watkins, K.C., 2019) 3

PUNTING

PUNTS

Chris Gardocki, Cleveland (Dec. 3, 2000) 12
Shane Lechler, Houston (Dec. 17, 2017)..... 11
Riley Dixon, Denver (Dec. 4, 2016) 11

INSIDE THE 20 (MIN. 5 PUNTS)

Several players tied (T. Morstead, N.O., 2019) 5

GROSS AVERAGE (MIN. 4 PUNTS)

Craig Hentrich, Tennessee (Nov. 4, 2001) 57.5
Ryan Allen, New England (Sept. 16, 2018)..... 55.5
Marquette King, Oakland (Oct. 23, 2016)..... 54.6

YARDAGE

SCRIMMAGE YARDS

Andre Johnson, Houston (Nov. 18, 2012)..... 273
Josh Gordon, Cleveland (Dec. 1, 2013)..... 261
Chris Johnson, Tennessee (Nov. 1, 2019) 239
Derrick Henry, Tennessee (Dec. 6, 2018)..... 238
Christian McCaffrey, Carolina (Oct. 6, 2019) 237

ALL-PURPOSE YARDS

Andre Johnson, Houston (Nov. 18, 2012)..... 273
Ridel Anthony, Tampa Bay (Nov. 15 , 1998) 269
Josh Gordon, Cleveland (Dec. 1, 2013)..... 261
Eddy Drummond, Detroit (Nov. 14, 2004)..... 257
Andre Davis, Houston (Dec. 30, 2007) 255

KICKING

FIELD GOALS

Jeff Reed, Pittsburgh (Dec. 1, 2002) 6
Adam Vinatieri, New England (Sept. 22, 1996)..... 5
Matt Stover, Baltimore (Oct, 8, 2000)..... 5

LONGEST FIELD GOALS

Jason Elam, Denver (Oct. 25, 1998) 63
Phil Dawson, Arizona (Nov. 26, 2017)..... 57
Greg Zuerlein, L.A. Rams (Oct. 15, 2017) 56
Blair Walsh, Minnesota (Sept. 9, 2010) 55

EXTRA POINTS

Several players tied (M. Badgley, LAC, 2019)..... 6

MOST BLOCKED KICKS (FGs, PATs)

Several players tied (D. Autry, IND, 2018)..... 1

OPPONENT RECORDS

DEFENSE

SACKS

Ryan Kerrigan, Washington (Sept. 14, 2014)..... 4.0
Connor Barwin, Houston (Nov. 27, 2011) 4.0
John Abraham, Atlanta (Dec. 15, 2011)..... 3.5
Whitney Mercilus, Houston (Jan. 3, 2016) 3.5

TACKLES

Anthony Walker, Indianapolis (Dec. 29, 2019)..... 17
D'Qwell Jackson, Indianapolis (Oct. 10, 2015)..... 17
Steven Tulloch, Tennessee (Dec. 5, 2010)..... 17

INTERCEPTIONS

Samari Rolle, Tennessee (Dec. 26, 1999)..... 3
Several players tied (K. Byaard, TEN, 2017)..... 2

LONGEST INTERCEPTION RETURNS

Anthony Henry, Cleveland (Dec. 16, 2001).....97t
Anthony Parker, St. Louis (Oct. 20, 1996).....92t
Kemal Ishmael, Atlanta (Dec. 20, 2015) 84
Adam Jones, Tennessee (Dec. 17, 2006) 83t

RETURNS

PUNT RETURNS

Jacoby Jones, Houston (Nov. 27, 2011)..... 7
Dexter McCluster, Kansas City (Sept. 8, 2013)..... 7
Andre Roberts, Washington (Sept. 14, 2014)..... 7
Several players tied (D. Carter, HOU, 2018) 6

PUNT RETURN YARDS

Eddie Drummond, Detroit (Nov. 14, 2004) 199
Darius Reynaud, Tennessee (Dec. 30, 2012)..... 160
Roscoe Parrish, Buffalo (Nov. 26, 2006)..... 104
Steve Smith, Carolina (Sept. 9, 2003)..... 102

LONGEST PUNT RETURNS

Eddie Drummond, Detroit (Nov. 14, 2004) 83t
Peter Warrick, Cincinnati (Dec. 17, 2000).....82t
Terrence Wilkins, Indianapolis (Sept. 24, 2006).....82t
Roscoe Parrish, Buffalo (Nov. 26, 2006).....82t

KICKOFF RETURNS

MarTey Jenkins, Arizona (Dec. 10, 2000)..... 8
Nate Jacquet, Minnesota (Dec. 23, 2001)..... 8
Justin Miller, N.Y. Jets (Oct. 8, 2006) 8

KICKOFF RETURN YARDS

Andre Davis, Houston (Dec. 30, 2007) 234
Glyn Milburn, Chicago (Sept. 6, 1998)..... 197
Adam Jones, Tennessee (Nov. 20, 2005)..... 196

LONGEST KICKOFF RETURNS

Andre Davis, Houston (Dec. 30, 2007) 104t
Pharoh Cooper, L.A. Rams (Oct. 25, 2017) 103t
Andre Davis, Houston (Dec. 30, 2007) 97t
Aaron Bailey, Indianapolis (Dec. 10, 1995).....95t
Chad Simpson, Indianapolis (Dec. 17, 2009).....93t