



THURSDAY, AUG. 15, 2019 • TIAA BANK FIELD

PHILADELPHIA EAGLES
GAME NOTES

game
broadcast
presented by



PHILADELPHIA EAGLES GAME NOTES



PHILADELPHIA EAGLES (0-1)
Head Coach: Doug Pederson (4th Year)
Division: NFC East



JACKSONVILLE JAGUARS (0-1)
Head Coach: Doug Marrone (3rd Year)
Division: AFC South

THURSDAY, AUG. 15, 2019 · 7:00 PM (NBC10) · TIAA BANK FIELD

- **Doug Pederson** has led the Eagles to a 33-20 record since 2016 (including playoffs), which marks the highest winning percentage (.623) by a head coach in franchise history.
- In 2018, Philadelphia advanced to the **Divisional Round** (L, 14-20 at NO) of the NFC Playoffs after clinching a **Wild Card** berth (W, 16-15 at Chi.) following a 9-7 season.
- The Eagles won 5 of their last 6 regular-season games to earn a spot in the playoffs and ranked 3rd in the NFL in offensive points per game (27.0) in that span.

BROADCAST INFORMATION

TELEVISION (NBC10)

Scott Graham (play-by-play)
Ross Tucker (analyst) • **Dave Spadaro** (sideline)



EAGLES RADIO (94 WIP)

Merrill Reese (play-by-play)
Mike Quick (analyst) • **Howard Eskin** (sideline)



EAGLES SPANISH BROADCAST (TeleXitos)

Rickie Ricardo (play-by-play)
William Kulik (analyst)



2018 REGULAR-SEASON RANKINGS

OFFENSE

Category	JAGUARS		EAGLES	
	Stats	Rk	Stats	Rk
Total Offense	302.0	27	365.3	14
Rush Offense	107.7	19	98.1	28
Pass Offense	194.3	26	267.2	7
Points Per Game	15.3	31	22.9	18
3rd-Down Off. %	40.4	14	41.0	12
4th-Down Off. %	47.1	25	60.9	10
Red Zone Off. (TD%)	44.1	31	57.9	17

DEFENSE

Category	JAGUARS		EAGLES	
	Stats	Rk	Stats	Rk
Total Defense	311.4	5	366.2	23
Rush Defense	116.9	19	96.9	7
Pass Defense	194.6	2	269.3	30
Points Per Game	19.8	4t	21.8	12
3rd-Down Def. %	37.7	14	35.3	6
4th-Down Def. %	25.0	1	57.9	19
Red Zone Def. (TD%)	51.1	8	44.6	1

TEAM

Category	JAGUARS		EAGLES	
	Stats	Rk	Stats	Rk
Turnover Diff.	(-12)	29t	(-6)	25
Penalties/Game	7.6	30	6.3	9
Penalty Yards/Game	69.5	31	53.3	8t

PRESEASON (0-1)

PRESEASON 1	PRESEASON 2	PRESEASON 3	PRESEASON 4
 THU · AUG 8 7:30 PM LINCOLN FINANCIAL FIELD L, 10-27 NBC 10	 THU · AUG 15 7:00 PM TIAA BANK FIELD NBC 10	 THU · AUG 22 7:30 PM LINCOLN FINANCIAL FIELD NBC 10	 THU · AUG 29 7:00 PM METLIFE STADIUM NBC 10
WEEK 5	WEEK 6	WEEK 7	WEEK 8
 SUN · OCT 6 1:00 PM LINCOLN FINANCIAL FIELD CBS	 SUN · OCT 13 1:00 PM U.S. BANK STADIUM FOX	 SUN · OCT 20 8:20 PM AT&T STADIUM NBC	 SUN · OCT 27 1:00 PM NEW ERA FIELD FOX
WEEK 14	WEEK 15	WEEK 16	WEEK 17
 MON · DEC 9 8:15 PM LINCOLN FINANCIAL FIELD ESPN	 SUN · DEC 15 1:00 PM FEDEXFIELD FOX	 SUN · DEC 22 4:25 PM LINCOLN FINANCIAL FIELD FOX	 SUN · DEC 29 1:00 PM METLIFE STADIUM FOX

REGULAR SEASON

WEEK 1	WEEK 2	WEEK 3	WEEK 4
 SUN · SEP 8 1:00 PM LINCOLN FINANCIAL FIELD FOX	 SUN · SEP 15 8:20 PM MERCEDES-BENZ STADIUM NBC	 SUN · SEP 22 1:00 PM LINCOLN FINANCIAL FIELD FOX	 THU · SEP 26 8:20 PM LAMBEAU FIELD FOX NETWORK
WEEK 9	WEEK 11	WEEK 12	WEEK 13
 SUN · NOV 3 1:00 PM LINCOLN FINANCIAL FIELD FOX	 SUN · NOV 17 4:25 PM LINCOLN FINANCIAL FIELD CBS	 SUN · NOV 24 8:20 PM LINCOLN FINANCIAL FIELD NBC	 SUN · DEC 1 1:00 PM HARD ROCK STADIUM FOX

[f /PhiladelphiaEagles](#)
[t @Eagles](#)
[i @philadelphiaeagles](#)
[l @eagles](#)

FLY EAGLES FLY

www.philadelphiaeagles.com

Lincoln Financial Field

HOME

AWAY

WILD CARD JAN 4-5 · DIVISIONAL JAN 11-12 · CHAMPIONSHIP JAN 19 · PRO BOWL JAN 26 · SUPER BOWL LIV FEB 2

2019 EAGLES PRESEASON STATS



PHILADELPHIA EAGLES / PRESEASON / WEEK 2 / THROUGH SATURDAY, AUGUST 10, 2019

WON 0, LOST 1				* RUSHING		No.	Yds	Avg	Long	TD			
08/08	L 10-27	Tennessee	65,696	Pumphrey	3	11	3.7	6	0				
08/15		at Jacksonville		Smallwood	4	11	2.8	4	0				
08/22		Baltimore		Howard	3	8	2.7	5	0				
08/29		at N.Y. Jets		Adams	3	3	1.0	2	0				
		Phil.	Opp.	Sanders	3	3	1.0	3	0				
TOTAL FIRST DOWNS		10	23	Kessler	1	1	1.0	1	0				
Rushing		0	5	TEAM	17	37	2.2	6	0				
Passing		7	14	OPPONENTS	33	125	3.8	37	0				
Penalty		3	4	* RECEIVING		No.	Yds	Avg	Long	TD			
3rd Down: Made/Att		1/10	11/19	Goedert	3	50	16.7	24	0				
3rd Down Pct.		10.0	57.9	Adams	3	18	6.0	9	0				
4th Down: Made/Att		0/2	0/4	Arcega-Whiteside	2	23	11.5	12	0				
4th Down Pct.		0.0	0.0	Smallwood	2	8	4.0	6	0				
POSSESSION AVG.		22:09	37:51	Michel	1	75	75.0	75t	1				
TOTAL NET YARDS		227	388	Perkins	1	11	11.0	11	0				
Avg. Per Game		227.0	388.0	B. Miller	1	7	7.0	7	0				
Total Plays		51	80	Thompkins	1	4	4.0	4	0				
Avg. Per Play		4.5	4.9	Pumphrey	1	0	0.0	0	0				
NET YARDS RUSHING		37	125	TEAM	15	196	13.1	75t	1				
Avg. Per Game		37.0	125.0	OPPONENTS	31	292	9.4	25t	4				
Total Rushes		17	33	* INTERCEPTIONS		No.	Yds	Avg	Long	TD			
NET YARDS PASSING		190	263	TEAM	0	0	---	---	0				
Avg. Per Game		190.0	263.0	OPPONENTS	1	24	24.0	24	0				
Sacked/Yards Lost		1/6	3/29	* PUNTING		No.	Yds	Avg	Net	TB	In	Lg	B
Gross Yards		196	292	Johnston	6	294	49.0	37.7	0	3	59	0	
Att./Completions		33/15	44/31	TEAM	6	294	49.0	37.7	0	3	59	0	
Completion Pct.		45.5	70.5	OPPONENTS	4	189	47.3	44.3	0	1	56	0	
Had Intercepted		1	0	* PUNT RETURNS		Ret	FC	Yds	Avg	Long	TD		
PUNTS/AVERAGE		6/49.0	4/47.3	Michel	1	1	0	0.0	0	0			
NET PUNTING AVG.		6/37.7	4/44.3	Pumphrey	1	0	12	12.0	12	0			
PENALTIES/YARDS		11/86	12/117	TEAM	2	1	12	6.0	12	0			
FUMBLES/BALL LOST		2/1	2/0	OPPONENTS	5	0	68	13.6	27	0			
TOUCHDOWNS		1	4	* KICKOFF RETURNS		No.	Yds	Avg	Long	TD			
Rushing		0	0	Pumphrey	2	46	23.0	25	0				
Passing		1	4	Thompkins	1	28	28.0	28	0				
Returns		0	0	TEAM	3	74	24.7	28	0				
* SCORE BY PERIODS		Q1	Q2	Q3	Q4	OT	PTS	OPPONENTS	2	46	23.0	24	0
TEAM		3	7	0	0	0	10	* FIELD GOALS					
OPPONENTS		0	14	0	13	0	27	1-19	20-29	30-39	40-49	50+	
* SCORING		TD-Ru-Pa-Rt	K-PAT	FG	S	PTS	TEAM	0/0	0/0	0/0	0/1	1/1	
Michel		1 0 1 0	0	0	0	6	OPPONENTS	0/0	0/0	0/0	0/0	0/0	
Elliott		0 0 0 0	1/1	1/2	0	4	Elliott: (53G,40N)						
TEAM		1 0 1 0	1/1	1/2	0	10	TM: (53G,40N)						
OPPONENTS		4 0 4 0	1/3	0/0	0	27							
2-Pt Conv: TM 0-0, OPP 1-1													
SACKS: Da. Hall 1, Harris 1, S. Miller 1, TM 3, OPP 1													
FUM/LOST: Adams 1/1, Pumphrey 1/0													
* PASSING													
	Att	Cmp	Yds	Cmp%	Yds/Att	TD	TD%	Int	Int%	Long	Sack/Lost	Rating	
Sudfeld	18	10	177	55.6	9.83	1	5.6	0	0.0	75t	1/6	107.9	
Thorson	9	2	7	22.2	0.78	0	0.0	1	11.1	7	0/0	0.0	
Kessler	6	3	12	50.0	2.00	0	0.0	0	0.0	6	0/0	56.3	
TEAM	33	15	196	45.5	5.94	1	3.0	1	3.0	75t	1/6	62.2	
OPPONENTS	44	31	292	70.5	6.64	4	9.1	0	0.0	25t	3/29	118.8	

2019 JAGUARS PRESEASON STATS



JACKSONVILLE JAGUARS / PRESEASON / WEEK 2 / THROUGH SATURDAY, AUGUST 10, 2019

WON 0, LOST 1				* RUSHING		No.	Yds	Avg	Long	TD			
08/08 L	0-29	at Baltimore	69,699	Armstead	8	22	2.8	6	0				
08/15		Philadelphia		Blue	5	20	4.0	8	0				
08/22		at Miami		Mays	8	20	2.5	6	0				
08/29		Atlanta		McGough	1	3	3.0	3	0				
		Jax	Opp.	Minshew	2	3	1.5	3	0				
TOTAL FIRST DOWNS		8	18	TEAM	24	68	2.8	8	0				
Rushing		2	7	OPPONENTS	36	125	3.5	21	0				
Passing		4	9	* RECEIVING		No.	Yds	Avg	Long	TD			
Penalty		2	2	McBride	3	42	14.0	18	0				
3rd Down: Made/Att		2/14	7/16	Armstead	1	6	6.0	6	0				
3rd Down Pct.		14.3	43.8	Swaim	1	6	6.0	6	0				
4th Down: Made/Att		0/2	0/1	Board	1	5	5.0	5	0				
4th Down Pct.		0.0	0.0	Chark	1	2	2.0	2	0				
POSSESSION AVG.		28:30	31:30	Mays	1	2	2.0	2	0				
TOTAL NET YARDS		112	288	Blue	1	1	1.0	1	0				
Avg. Per Game		112.0	288.0	M. Walker	1	1	1.0	1	0				
Total Plays		53	69	TEAM	10	65	6.5	18	0				
Avg. Per Play		2.1	4.2	OPPONENTS	16	174	10.9	30	1				
NET YARDS RUSHING		68	125	* INTERCEPTIONS		No.	Yds	Avg	Long	TD			
Avg. Per Game		68.0	125.0	Hayes	1	4	4.0	4	0				
Total Rushes		24	36	TEAM	1	4	4.0	4	0				
NET YARDS PASSING		44	163	OPPONENTS	2	32	16.0	19t	1				
Avg. Per Game		44.0	163.0	* PUNTING		No.	Yds	Avg	Net	TB	In	Lg	B
Sacked/Yards Lost		4/21	1/11	Cooke	8	363	45.4	42.4	0	4	59	0	
Gross Yards		65	174	TEAM	8	363	45.4	42.4	0	4	59	0	
Att./Completions		25/10	32/16	OPPONENTS	3	159	53.0	48.0	0	1	58	0	
Completion Pct.		40.0	50.0	* PUNT RETURNS		Ret	FC	Yds	Avg	Long	TD		
Had Intercepted		2	1	J. Robinson	1	0	2	2.0	2	0			
PUNTS/AVERAGE		8/45.4	3/53.0	M. Walker	1	0	13	13.0	13	0			
NET PUNTING AVG.		8/42.4	3/48.0	TEAM	2	0	15	7.5	13	0			
PENALTIES/YARDS		10/109	4/27	OPPONENTS	2	4	24	12.0	24	0			
FUMBLES/BALL LOST		1/0	0/0	* KICKOFF RETURNS		No.	Yds	Avg	Long	TD			
TOUCHDOWNS		0	2	Cole	2	47	23.5	27	0				
Rushing		0	0	McBride	2	51	25.5	26	0				
Passing		0	1	M. Walker	2	40	20.0	22	0				
Returns		0	1	J. Robinson	1	21	21.0	21	0				
* SCORE BY PERIODS		Q1	Q2	Q3	Q4	OT	PTS	TEAM	7	159	22.7	27	0
TEAM		0	0	0	0	0	0	OPPONENTS	1	21	21.0	21	0
OPPONENTS		10	6	10	3	0	29	* FIELD GOALS 1-19 20-29 30-39 40-49 50+					
* SCORING		TD-Ru-Pa-Rt	K-PAT	FG	S	PTS	TEAM	0/0	0/0	0/0	0/0	0/0	
TEAM		0	0	0	0	0	0	OPPONENTS	0/0	2/2	0/0	1/1	2/2
OPPONENTS		2	0	1	1	2/2	5/5	0	29	OPP: (52G, 55G, 45G, 26G, 29G)			


2-Pt Conv: TM 0-0, OPP 0-0													
SACKS: Nelson 1, TM 1, OPP 4													
FUM/LOST: Minshew 1/0													
* PASSING		Att	Cmp	Yds	Cmp%	Yds/Att	TD	TD%	Int	Int%	Long	Sack/Lost	Rating
Minshew		14	7	46	50.0	3.29	0	0.0	0	0.0	18	1/4	57.4
McGough		8	3	19	37.5	2.38	0	0.0	1	12.5	16	0/0	6.3
T. Lee		3	0	0	0.0	0.00	0	0.0	1	33.3	---	3/17	0.0
TEAM		25	10	65	40.0	2.60	0	0.0	2	8.0	18	4/21	14.6
OPPONENTS		32	16	174	50.0	5.44	1	3.1	1	3.1	30	1/11	63.8

JEFFREY LURIE CHAIRMAN & CEO



In 1994, **Jeffrey Lurie** purchased the Philadelphia Eagles, launching the most successful run in franchise history.

During his time as Chairman and CEO, the Eagles have become a perennial contender, establishing a winning tradition by capturing eight NFC East titles, playing in six NFC Championships and making appearances in **Super Bowls XXXIX** and **LII**. In 2017, Philadelphia captured the first **Super Bowl** victory in franchise history by defeating the New England Patriots, 41-33, in **Super Bowl LII**. This unprecedented run of success has led to a greater overall winning percentage, more playoff games (28), and more playoff victories (15) than under all previous ownership groups combined.



While Lurie's teams have thrived on the field, he has also built a successful business and community-oriented organization over the two decades that he has served as Chairman and CEO.

After purchasing the Eagles, Lurie recognized that the organization was in need of a total reconstruction, design, and relocation of its office headquarters, practice facility, and stadium. He immediately committed to providing the franchise with everything it needed to succeed and constructed two state-of-the-art facilities in South Philadelphia: the **NovaCare Complex** (2001) and **Lincoln Financial Field** (2003).

Although **Lincoln Financial Field** was erected specifically to house its primary tenant, the Philadelphia Eagles, Lurie also created a multidimensional event destination that could house a wide variety of events. Fittingly, the first ticketed event at the new stadium was a soccer match between Manchester United and FC Barcelona in August 2003.

Since then, **Lincoln Financial Field** has continued to evolve with an ever-changing entertainment landscape and underwent a two-year, \$125 million revitalization in 2013. Over the years, the venue has hosted high-profile events including sold-out concerts, national and international soccer matches, the NCAA Lacrosse Championships, the Army-Navy Game, Monster Jam, Temple University football games, and more.

A thoughtful and compassionate philanthropist with family ties to autism, Lurie is devoted to raising critical funds for the neurodevelopmental disorder, and has leveraged his resources as a professional sports owner to turn autism *awareness* into *action*.

In 2018, Lurie launched the inaugural **Eagles Autism Challenge** to help drive scientific breakthroughs and establish Philadelphia as a major center for autism research and care. The team's signature cycling and 5K run/walk event directs 100 percent of participant-raised funds to the groundbreaking research being conducted at leading Philadelphia institutions. Over the first two years, the Eagles Autism Challenge has raised more than \$6 million in new money for the city, which has gone on to fund institutions conducting important work in the field of autism.

"Autism is one of the most under-funded conditions in the country and we need to turn awareness into action," Lurie has noted. "Those who have autism are wonderful people, usually highly intelligent, sweet, and caring. They are often unable to effectively communicate with others. We need to support as

CONFERENCE CHAMPIONSHIP APPEARANCES (SINCE 1995)

Rk	Team	Appearances
1.	New England Patriots	14
2.	Pittsburgh Steelers	8
3.	Green Bay Packers	7
4.	Philadelphia Eagles	6
5t.	Denver Broncos	5
	Indianapolis Colts	5

REGULAR-SEASON RECORDS & PLAYOFF APPEARANCES (SINCE 1995)

Rk	Team	Record (Pct.)	Appearances
1.	New England Patriots	269-115 (.701)	19
2.	Pittsburgh Steelers	242-140-2 (.633)	15
3.	Green Bay Packers	240-142-2 (.628)	17
4.	Denver Broncos	228-156 (.594)	12
5.	Indianapolis Colts	227-157 (.591)	17
6.	Philadelphia Eagles	215-167-2 (.563)	14
7.	Seattle Seahawks	211-172-1 (.551)	13

LURIE'S LANDMARKS



- Is the winningest owner in Eagles history and has led the franchise longer than any owner in team history
- One of Lurie's philanthropic endeavors was the creation of the team's non-profit charitable wing in 1995. For 20 years, Eagles Youth Partnership (EYP) served more than 50,000 at-risk children in the Greater Philadelphia region annually with a focus on health and education programming
- In 2015, Lurie oversaw EYP's transition to the **Eagles Charitable Foundation** that now provides children in the local community with greater access to vision care and autism research and services. Its signature program – the **Eagles Eye Mobile** – travels to local schools to provide free eye exams and prescription eyeglasses to under- and uninsured students
- Under Lurie's direction, the Eagles launched the groundbreaking **Go Green** initiative aimed at reducing the organization's footprint on the environment and creating programs that improve the quality of life in the Philadelphia region. In December 2018, Lincoln Financial Field was awarded LEED Gold certification by the U.S. Green Building Council. Additionally, the Eagles are the first professional sports team in the world to have received the prestigious ISO 20121 Event Sustainability Management System certification
- Lurie's Screen Pass Pictures served as executive producers of *Inside Job*, the 2010 documentary film, which earned the Academy Award for Best Documentary Feature and *Inocente*, which earned an Academy Award for Best Short Documentary in 2013
- Lurie is a director of the NLM Family Foundation, which devotes resources to autism research and education, and he also established the Lurie Family Foundation

JEFFREY LURIE CHAIRMAN & CEO



much dynamic research as possible in order to create real breakthroughs.”

Through his ongoing work to find cures for neurodevelopmental diseases and disorders, the American Brain Foundation presented Lurie with the Commitment to Cures Award on May 8, 2019.

A year earlier, during the 2018 offseason, Lurie was honored by the Fritz Pollard Alliance with the 2018 Paul “Tank” Younger Award. The award is granted annually to an NFL executive, coach or owner who promotes racial and gender diversity. Lurie’s efforts to foster civic responsibility throughout the organization have also led to the Philadelphia Eagles being recognized by many for supporting social justice and human rights initiatives.

In 2011, in acknowledgment of the organization’s commitment to the community, as well as their **Tackling Breast Cancer** and **Go Green** campaigns, the Eagles were presented with the coveted Sports Team of the Year Award by Beyond Sport.

Prior to entering business, Lurie served as an adjunct assistant professor of social policy at Boston University. He earned a B.A. from Clark University, a master’s in psychology from Boston University, and a Ph.D. in social policy from Brandeis University.

Currently, he serves on numerous NFL committees, including the Finance Committee, Broadcast Committee, International Committee, and the Super Bowl Advisory Committee.

Born on September 8, 1951, Lurie has two children. He is married and resides in the Philadelphia area with his wife, Tina. In his free time, he enjoys traveling, golfing, tennis, movies, music, and discovering great restaurants.

BEHIND THE SCENES



Favorite Philadelphia restaurants: Barclay Prime, Nomad, Osteria, Radicchio Café, Tequilas, Tinto, Vernick and Vietnam

Favorite Philadelphia breakfast spot: Honey’s Sit N Eat

Favorite music: Ranges from The Doors to Bob Marley to Shakira

First concert attended: Beach Boys

Favorite player growing up: Bobby Orr

Favorite TV shows of all-time: *Hogan’s Heroes*, *The Fugitive*, *24*

Favorite books: *When Breath Becomes Air*, *The Kite Runner*

Favorite all-time movies: *The Great Escape*, *The Godfather Part II*, *Silver Linings Playbook*, *Lion*

Favorite dog breeds: Bernese Mountain Dog, Wheaten Terrier



DON SMOLENSKI PRESIDENT



Don Smolenski, now in his 21st season with the organization, was originally hired by the team in 1998 as chief financial officer. He was promoted to senior vice president/chief financial officer in 2001 and was named the team's chief operating officer in 2010. In 2012, he was named to his current role of team president.



As president, Smolenski directs the club's business and strategic efforts, including sales, marketing, communications, and operations. He has played a key role in significant projects from the construction of **Lincoln Financial Field** to the club's internationally recognized environmental and philanthropic programs. During his tenure as president, Smolenski has infused energy and creativity throughout the organization with his engaging leadership style. In 2015, he was named to the Most Admired CEOs list by the *Philadelphia Business Journal* and the Philadelphia Eagles were twice named to Philly.com's Top Workplaces list in 2016 and 2018.

During his time as the team's president, Smolenski and the Eagles saw their first **Super Bowl** victory in franchise history after defeating the New England Patriots, 41-33, in **Super Bowl LII**.

In his first year as president, Smolenski spearheaded a two-year, \$125 million **Lincoln Financial Field** revitalization project that added 1,600 seats, HD video boards, and graphics paying tribute to the team's history. Over the years, **Lincoln Financial Field** has hosted high-profile events including sold-out concerts, national and international soccer matches, the NCAA Lacrosse Championships, the Army-Navy Game, Monster Jam, Temple University football, and more.

Smolenski plays an important role in the team's environmental initiatives. Because of their **Go Green** program, the Eagles have emerged as a leader in environmental stewardship in the sports industry. Those efforts include conservation efforts, recycling programs, and use of renewable energy including wind and solar.


Smolenski serves as the treasurer of the team's public charity, **Eagles Charitable Foundation**, which provides children in the Philadelphia region with greater access to vision care and provides funds to support autism research and services. In 2018, Smolenski helped launch the **Eagles Autism Challenge**, a one-day bike ride and family-friendly 5K run/walk dedicated to raising funds for innovative research and programs to help unlock the mystery of autism. In addition, Smolenski helped launch the **Eagles Care** initiative in 2013. The **Eagles Care** program forges annual, strategic partnerships with five local nonprofit organizations in order to deepen the impact of the team's community efforts. The Eagles also host an annual **Huddle Up For Autism** event at **Lincoln Financial Field** in partnership with the Center for Autism Research at the Children's Hospital of Philadelphia.

In addition to his leadership roles within the Eagles organization, Smolenski is a member of the Greater Philadelphia Chamber of Commerce Board, the FM Global Advisory Board, the Philadelphia Sports Congress, the Panasonic Advisory Board, and the Children's Hospital of Philadelphia (CHOP) Foundation Board of Overseers. Smolenski is also the co-chair of the CHOP Corporate Council and is involved with Leadership Philadelphia, a nonprofit organization that promotes leadership and community involvement. In 2017, in partnership with the Philadelphia Sports Congress, Smolenski assisted in bringing the NFL Draft back to Philadelphia for the first time since 1961.

Before joining the Eagles, Smolenski served as chief financial officer for the International Hockey League, where he oversaw all league financial matters and played an integral role in the expansion of the league. Through the development of expansion models and the analysis of league performance models, Smolenski saw the league grow from 12 to 19 teams.

Smolenski began his career as a public accountant with Arthur Andersen.

An outdoor enthusiast, Smolenski enjoys an active lifestyle and has completed the Detroit, Pittsburgh, and Boston Marathons. He earned his Bachelor of Arts degree in biology from Amherst College and holds a Master of Science degree in accounting. Don and his wife, Karen, have two sons, Jake and Shane.





Howie Roseman, Executive Vice President/General Manager, is in his 20th season with the Philadelphia Eagles. Roseman's role within the organization is to provide perspective on decisions that help shape the franchise.



In 2018, Roseman built a team that navigated several key injuries on the way to winning a Wild Card game against the Chicago Bears and advancing to the NFC Divisional Round.

Roseman was named 2017 Executive of the Year by the Pro Football Writers of America for his integral role in constructing the team's **Super Bowl LII**-winning roster. In addition, Roseman was voted the 2017 *Sporting News* NFL Executive Of The Year by league executives. During the 2017 offseason, Roseman and the Eagles front office utilized free agency to add key veterans such as **LeGarrette Blount**, **Nick Foles**, **Alshon Jeffery**, **Chris Long**, **Patrick Robinson** and **Torrey Smith**, while also executing trades for veteran defenders **Ronald Darby** and **Tim Jernigan**. The team later traded for running back **Jay Ajayi** just before the NFL trade deadline in October. Additionally, Roseman infused the roster with talent and youth during April's NFL Draft, which was held in Philadelphia for the first time since 1961. Roseman's moves paid dividends when the Eagles captured the first **Super Bowl** title in franchise history with a 41-33 victory over the New England Patriots.

In addition to 2017's acquisitions, Roseman has overseen the reshaping of a roster that included two separate trades that allowed the Eagles to move up in the first round of the 2016 NFL draft to select North Dakota State QB **Carson Wentz**. Eight days prior to the start of the 2016 regular season, Roseman executed another trade that sent QB **Sam Bradford** to the Minnesota Vikings in exchange for a 2017 first-round pick, which the Eagles used to select Tennessee's **Derek Barnett**, and a 2018 fourth-round pick. Prior to the 2016 and 2017 seasons, Roseman continued to solidify the team's core by retaining key veterans while adding to the team through free agency and the draft.

Prior to being promoted to Executive Vice President of Football Operations (2016-18), Roseman served as the team's general manager from 2010-14. At the time of his 2010 promotion to general manager, Roseman became the youngest NFL executive to be named to the post in three decades, at just 34 years old. In his first year as general manager, he oversaw a major overhaul of the roster, making it one of the youngest in the NFL. The revamped Eagles squad earned an NFC East division crown in 2010 and then again in 2013. In 2014, the Eagles won ten games with an NFC-high nine **Pro Bowl** players.

Since hiring Roseman in 2000, the Eagles have earned 12 playoff berths, eight division titles, six NFC Championship appearances, two NFC Championship crowns and trips to **Super Bowl XXXIX** and **Super Bowl LII**.

In addition to overseeing the team's roster moves, Roseman is also responsible for establishing the organization's scouting and

personnel department, as well as overseeing the executives who specialize in analytics, sports science, player engagement and NFL compliance.

After relentlessly pursuing jobs in NFL front offices, Roseman finally got his foot in the door as an intern with the Eagles when the team was headquartered at Veterans Stadium.


Roseman was elevated to director of football administration in 2003 and then to vice president of football administration in 2006. In that role, he worked in the personnel department evaluating players around the NFL and for the draft. He also represented the team to the NFL on contract, salary cap and player personnel matters.

In 2007, Roseman was invited to participate in the NFL-Stanford Program for managers at the Stanford Graduate School of Business, a program developed by the NFL to promote development of leaders within the league.

From 2008-09, Roseman served as the team's vice president of player personnel. In that role, he managed the college scouting staff, organized and ran draft meetings, and scouted the top college prospects around the country.

Roseman is also active in the Philadelphia-area community, contributing to a variety of initiatives involving military and children. He was named Honorary Commander for the Joint Base McGuire-Dix-Lakehurst for his continued efforts with the military. His charitable endeavors have benefited the Alex's Lemonade Stand Foundation, the Boys & Girls Clubs of America, USA Football, Pop Warner and Cop Wheels. He is also a member of the Governing Body of the Global Sports Management Summit and YPO. In 2018, Roseman was the recipient of the Steinberg-DeNicola Humanitarian Award, an honor presented by the Maxwell Football Club to an NFL representative that has committed themselves to doing good in their community.

Born in Brooklyn, NY, Roseman earned his bachelor's degree from the University of Florida before earning a JD degree from Fordham Law School. Howie and his wife, Mindy, reside in suburban Philadelphia with their four children.



DOUG PEDERSON HEAD COACH



Doug Pederson was named head coach of the Philadelphia Eagles on January 18, 2016, rejoining the organization after a three-year run as the offensive coordinator of the Kansas City Chiefs from 2013-15.



In just his second season as a head coach in 2017, Pederson led the Eagles to a 13-3 regular-season record en route to the first Super Bowl title in franchise history, a 41-33 victory over the New England Patriots in **Super Bowl LII**.

Altogether, Pederson has engineered two playoff appearances and four postseason victories in his first three seasons. In 2018, he led the team to a 9-7 regular-season record and a victory over the Chicago Bears in the Wild Card round.

In 2017, the Eagles tied a franchise record with 13 regular season wins, earning an NFC East title and the No. 1 seed in the NFC playoffs. Pederson became the eighth head coach in NFL history to win the Super Bowl in his first two seasons and the seventh to win the Super Bowl in his first playoff appearance. Additionally, Pederson became just the fourth head coach in NFL history to lead his team to a Super Bowl title following a sub-.500 record the previous season, joining **Bill Walsh** (1981 49ers), **Dick Vermeil** (1999 Rams) and **Bill Belichick** (2001 Patriots).

As a first-year head coach with the Eagles in 2016, Pederson earned a 7-9 record while developing rookie quarterback **Carson Wentz**, the No. 2-overall pick in the NFL Draft. Under Pederson's direction, Wentz set a team and all-time NFL rookie record with 379 completions, while posting franchise rookie records in pass attempts (607), passing yards (3,782), passing touchdowns (16) and completion percentage (62.4%). Wentz also produced the 4th-most passing yards (3,782) in single-season team history and NFL rookie history. Wentz started all 16 games in his rookie season, becoming the first Eagles quarterback to start all 16 regular-season games since **Donovan McNabb** in 2008.

Prior to arriving in Philadelphia, Pederson served as the offensive coordinator in Kansas City from 2013-15 and helped guide the Chiefs to a 31-17 regular-season record.

In 2015, Pederson helped the Chiefs rebound from a 1-5 start to win a franchise-record 11 consecutive games, including Kansas City's first playoff victory in 22 years.

Kansas City acquired QB **Alex Smith** via trade in 2013 and the 10-year veteran experienced the most productive stretch of his career under Pederson's tutelage: a three-year span during which he set a Chiefs record for wins by a starting quarterback in his first three years as a starter (30). During his three years in Pederson's offense, Smith notched three consecutive 3,000-yard seasons, threw the second-fewest interceptions among quarterbacks with at least 1,000 attempts (20) and ranked fourth among all quarterbacks with 1,183 rushing yards. Smith's 20 interceptions from 2013-15 marked the lowest three-season total of his career in years that he played more than 10 games.

Before joining Kansas City, Pederson served as the quarterbacks coach in Philadelphia from 2011-12. In his first season as the Eagles quarterbacks coach, Pederson helped QB **Michael Vick** become the second quarterback in NFL history to top the 3,000-yard passing and 500-yard rushing plateaus in consecutive seasons. That year, under Pederson's direction, Vick

set career highs in completions (253) and passing yards (3,303) while throwing the third-most touchdowns of his career (18). Vick's yards through the air, combined with his 589 rushing yards, helped Philadelphia's offense record a then-franchise-record 6,386 net yards (now the second-highest total) and notch a team-record 356 first downs. Additionally, the 2011 Eagles offense ranked second in the league in plays of 10-plus yards (258) and tied for second in plays of 20-plus yards (84).

Pederson began his pro coaching career as an offensive quality control coach with the Eagles from 2009-10. During that span, the Eagles scored 868 points and set single-season franchise scoring records in back-to-back years (429 in 2009 and 439 in 2010).

In 2010, Pederson assisted an Eagles offense that recorded a then-franchise-record 6,230 net yards (now fourth), which ranked second in the NFL that season, and a then-franchise-record 439 points, which ranked third in the league.

During Pederson's first season as an NFL coach (2009), the Eagles offense recorded the fifth-most passing yards in team history (4,089), which at the time ranked second in club annals.

A 12-year NFL veteran, Pederson played quarterback for the Green Bay Packers, Miami Dolphins, Philadelphia Eagles and Cleveland Browns after originally being drafted by the Carolina Panthers in the 1995 expansion draft. Pederson was coached by three of the most successful coaches in NFL history: **Don Shula**, **Mike Holmgren** and **Andy Reid**. Additionally, Pederson played alongside Pro Bowl quarterbacks **Brett Favre**, **Dan Marino**, **Donovan McNabb** and **Jim McMahon**.

Pederson served as a backup quarterback for Green Bay from 1995-98 and 2001-04, and was part of Packer teams that won **Super Bowl XXXI**, two NFC Championships (1996 and 1997) and six division titles. Pederson made eight starts for the Browns in 2000 and logged 1,047 yards and two touchdowns on 117 completions. In 1999, Pederson made nine starts for the Eagles, completing 119 passes for 1,276 yards and seven touchdowns.

In a 1993 contest against the Eagles, Pederson was pressed into duty when Dolphins starter **Scott Mitchell** left the game with a shoulder injury. In the second half, he helped guide Miami to a 19-14 win that marked **Don Shula's** 325th career victory.

Pederson attended Northeast Louisiana (now Louisiana Monroe) where he was a three-year starter at quarterback. He finished his college career with 6,445 yards and 33 TDs on 571-of-1,032 passing. As a senior, Pederson led the Southland Conference in passing when he completed 205 of 367 passes for 2,282 yards and 10 TDs. In 1989, he set a school record with 619 passing yards against Stephen F. Austin. Pederson graduated from Northeast Louisiana with a B.B.A. in business management.

The Bellingham, WA, native (born January 31, 1968) earned three letters each in football, baseball and basketball at Ferndale (WA) H.S., where he was an all-league selection at quarterback, safety and kicker and finished his high school career with 1,880 yards and 19 TDs on 106-of-250 passing.

Pederson and his wife, Jeannie, have three sons: Drew, Josh and Joel. Jeannie played basketball at Louisiana College.



MIKE GROH
Offensive Coordinator

3rd year in Philadelphia



- Was promoted to offensive coordinator during the 2018 offseason. In his first season as offensive coordinator, Philadelphia registered the 7th-ranked passing offense (267.2) and 8th-ranked team passer rating (100.7) in the NFL. The Eagles also finished 9th in 10+ yard plays (235) and 10th in passing yards per play (6.7). Additionally, QB Carson Wentz ranked 3rd in the NFL with a team-record 69.6 completion percentage and TE Zach Ertz set the NFL record for receptions by a TE (116)
- Joined the Eagles in 2017 as wide receivers coach. In his first season in Philadelphia, coached a wide receiver unit that made significant improvements. The Eagles were the only team with two wide receivers that produced eight-or-more receiving TDs. Alshon Jeffery tied for 4th in the NFL with nine receiving TDs and Nelson Agholor enjoyed a breakout year as he recorded a career-high eight receiving TDs and ranked 1st in the NFL in third-down receiving average
- Coached receivers for the Chicago Bears from 2013-15 and oversaw a position group that featured Pro Bowlers Alshon Jeffery and Brandon Marshall
- Won national championships in 2011-12 as wide receivers coach and recruiting coordinator for the University of Alabama
- Coached at UVA from 2001-08 and served as the OC in his final three seasons. Also played QB for the Cavaliers and led the team to bowl victories in 1994 and 1995

JIM SCHWARTZ
Defensive Coordinator

4th year in Philadelphia



- In 2018, Philadelphia ranked 1st in the NFL in red zone defense (44.6%) during the regular season. The Eagles also ranked 6th in third-down defense (35.3%) and 7th in opponent rushing yards per game (96.9)
- During Philadelphia's 2017 Super Bowl LII-winning campaign, led an Eagles defense that finished No. 1 in the NFL against the run (79.2 ypg), produced the fourth-most takeaways in the league (31) and ranked 3rd in third-down defense (32.2%). The Eagles gave up just seven rushing TDs on the year, which tied with the 2008 defense for the fewest rushing TDs surrendered by an Eagles defense since 2002. In total, Philadelphia's defense gave up 31 TDs on the season,

which marks the fewest TDs surrendered by an Eagles defense since 2008 (26)

- In 2016, his first season with the Eagles, guided the team's transition from a 3-4 to a 4-3 defense and oversaw a unit that featured Pro Bowl DT Fletcher Cox and second-team All-Pro Brandon Graham. In addition to Cox and Graham's accolades, second-year linebacker Jordan Hicks led all NFL LBs with five INTs. The Eagles defense finished third in the NFL in red zone defense (45.1 pct.)
- In 2014, directed a Bills defense that allowed the second-fewest points in the NFL (16.9 ppg), notched a league-high 54 sacks, held opponents to a league-best 33.2 percent third-down conversion rate and allowed the second-lowest quarterback rating (74.5)
- Served as head coach of the Detroit Lions from 2009-2013. Guided the team to its first playoff berth since 1999 when he coached Detroit to a 10-6 record in 2011
- Spent 10 years with the Tennessee Titans, serving as defensive coordinator from 2001-08. Helped the Titans reach Super Bowl XXXIV and win three division titles

DAVE FIPP
Special Teams Coordinator

7th year in Philadelphia



- Coached first-year punter Cameron Johnston in 2018. In his first NFL season, Johnston posted single-season team records in gross punting average (48.1) and net punting average (42.7), while placing 3rd and 4th, respectively, in the NFL in those categories
- In 2017, tutored rookie kicker Jake Elliott after the team lost veteran kicker Caleb Sturgis to injury in Week 1. Elliott enjoyed a historic rookie campaign, kicking the longest regular-season (61 yards vs. NYG in Week 3) and postseason FGs (53 yards in the Divisional Round vs. Atl.) in franchise and NFL rookie history. He also kicked the two longest FGs by a rookie in Super Bowl history (42 and 46 yards) in Philadelphia's 41-33 win vs. New England in Super Bowl LII
- In 2016, the Eagles ranked second in the NFL with a franchise record 27.314 kickoff return average, led the league with five kickoff returns of 50-plus yards, and were the only team to record multiple kickoff returns for TDs (two)
- In 2014, the Eagles ranked first in the annual *Dallas Morning News* special teams rankings compiled by Rick Gossein. That year, special teams accounted for a franchise-best and NFL-high seven TDs

- Served as assistant special teams coach with the Miami Dolphins (2011-12) and the San Francisco 49ers (2008-10)
- Coached in college for 10 years at San Jose St., Nevada, Cal Poly, Holy Cross and his alma mater, Arizona
- Walked on at Arizona and played from 1994-97 as a safety and special teamer

DUCE STALEY
Assistant Head Coach/
Running Backs

9th year in Philadelphia



- Originally a third-round pick of Eagles in 1997, enters his 9th year as a member of the Philadelphia coaching staff. Earned the added title of assistant head coach during the 2018 offseason
- Philadelphia ranks 5th in the NFL in rushing offense (122.9 ypg) during his tenure as running backs coach (2013-18)
- The Eagles ground game helped propel the team to its first Super Bowl title in 2017, ranking 3rd overall in rushing offense (132.2 yards per game) and 4th in rushing average (4.47 yards per attempt)
- In 2013, helped All-Pro RB LeSean McCoy become the first Eagle to lead the NFL in rushing and scrimmage yards since 1947
- Worked first two seasons in Philadelphia as an assistant special teams coach, while helping with the running backs
- Gained 5,785 yards during his 10-year NFL career with Philadelphia (1997-2003) and Pittsburgh (2004-06)
- Ranks 5th on team's all-time rushing list. Is one of three Eagles to top 200 yards rushing in a game (Steve Van Buren and McCoy)
- Won a Super Bowl with Pittsburgh in 2005
- His Eagle teammates voted him offensive MVP three times (1998, 1999, and 2002)

PHILLIP DANIELS
Defensive Line

4th year in Philadelphia



- Originally hired by the Eagles during the 2016 offseason as the team's defensive quality control/assistant defensive line coach and was promoted to defensive line coach during the 2019 offseason
- In 2018, coached a unit that produced more sacks (36.5) than any defensive line in the NFL. The unit was led by All-Pro DT Fletcher Cox, who notched a career-high 10.5 sacks and ranked second in the NFL in QB hits (34) (according to radar360)
- In 2017, the defensive line featured four players with 5-plus sacks, marking the first time since 2002 that four individual Eagles defensive linemen recorded 5-plus sacks in a single season



- Originally a fourth-round pick of the Seahawks in 1996, he played for Seattle (1996-99), Chicago (2000-03) and Washington (2004-10). Totaled 512 tackles, 62 sacks, 51 PDs, 15 forced fumbles and 12 fumble recoveries in his career

KEN FLAJOLE

Linebackers

4th year in Philadelphia



- In 2017, helped the defense overcome the loss of starting MLB Jordan Hicks in Week 7 by preparing veteran LB Nigel Bradham to take over the radio and call the defense. Bradham led Eagles LBs with 85 tackles (67 solo) and had a career-high 8 PDs, adding 12 tackles (10 solo) and a sack during the team's Super Bowl LII-winning postseason run
- In 2016, Hicks led all NFL LBs with 5 INTs
- Has coached every defensive position in his 38-year coaching career
- Served as the St. Louis Rams' defensive coordinator from 2009-2011 and coached the Carolina Panthers LBs from 2003-08
- Spent 21 years coaching in the college ranks prior to entering the NFL in 1998
- Played collegiately at Pacific Lutheran and Wenatchee Valley CC

TIM HAUCK

Safeties

4th year in Philadelphia



- In 2017 and 2018, S Malcolm Jenkins earned back-to-back Pro Bowls after leading the Eagles in tackles both years. In 2016, Jenkins returned 2 INTs for TDs and Rodney McLeod set career highs in tackles (117), INTs (3) and PDs (10)
- Served as the defensive coordinator and CBs coach for UNLV from 2013-14
- Enjoyed a 13-year NFL playing career and appeared in 183 regular-season games. Totaled 357 tackles, 16 PDs, six FFs, four FRs and 162 special teams tackles
- Played in 51 games for the Eagles (1999-2002) and logged 158 tackles on defense and 47 tackles on special teams. Started alongside Brian Dawkins in 1999 and finished second on the team with 122 tackles
- Was a two-time first-team All-American safety at Montana

JUSTIN PELLE

Tight Ends

7th year in Philadelphia



- In 2018, Zach Ertz set the NFL record for receptions (franchise record 116) by a TE, surpassing the previous mark of 110 by Jason Witten in 2012. Ertz's 116 receptions ranked 2nd in the NFL, trailing only Saints WR Michael Thomas (125). In ad-

dition to Ertz's 2018 success, rookie Dallas Goedert registered 33 catches for 334 yards and 4 touchdowns

- Eagles TEs excelled during the team's 2017 Super Bowl season. Philadelphia was one of just two teams in the NFL to boast two TEs with at least 5 receiving TDs (Ertz and Trey Burton). Ertz was named to his first career Pro Bowl after finishing 3rd among NFL tight ends with 824 receiving yards and logging a career-high 8 TDs
- Drafted by the Chargers in 4th round in 2002. Played TE for 10 seasons in NFL with San Diego, Miami, Atlanta and San Francisco. Caught 123 passes and 12 TDs

JEFF STOUTLAND

Offensive Line/ Run Game Coordinator

7th year in Philadelphia



- Originally joined the Eagles as the team's offensive line coach in 2013 and took on the added responsibility of run game coordinator during the 2018 offseason
- Following the 2018 season, T Lane Johnson and G Brandon Brooks were voted to the Pro Bowl, while C Jason Kelce was named first-team All-Pro by the *Associated Press*
- In 2017, coached one of the most dominant offensive lines in the NFL. Philadelphia's line paved the way for a ground attack that ranked 3rd in the NFL in rushing offense (132.2 yards per game) and 4th in rushing average (4.47 yards per carry). T Lane Johnson and G Brandon Brooks were voted to their first career Pro Bowls, while Johnson and C Jason Kelce earned AP All-Pro recognition. Helped the Eagles overcome a season-ending injury to All-Pro LT Jason Peters in Week 7 by preparing second-year T Halapoulivaati Vaitai to step into the starting lineup
- Coached one of the best lines in the nation at Alabama from 2011-12 and helped the team to a National Championship in 2012

PRESS TAYLOR

Quarterbacks

7th year in Philadelphia



- Joined the Eagles as an offensive quality control coach in 2013, added the responsibility of assistant quarterbacks coach in 2016 and was promoted to quarterbacks coach during the 2018 offseason
- In Taylor's first season as quarterbacks coach (2018), Carson Wentz ranked 3rd in the NFL with a team-record 69.6 (279-of-401) completion percentage, trailing only Drew Brees (74.4%) and Kirk Cousins (70.1%) (min. 400 attempts). Wentz also

ranked 7th in the NFL with a career-high 102.2 passer rating (min. 400 attempts)

- Philadelphia's QBs excelled during the 2017 season. Wentz received his first career Pro Bowl nod and was named *Associated Press* second-team All-Pro after leading the Eagles to an 11-2 record and ranking 2nd in the NFL with a franchise-record 33 passing TDs. Following a season-ending injury to Wentz, Nick Foles led Philadelphia to its first Super Bowl title, recording a 100-plus passer rating in all three playoff games and earning Super Bowl LII MVP honors
- In 2016, his first season with the added responsibilities of assistant QBs coach, worked with rookie Wentz and helped him set a team and all-time NFL rookie record with 379 completions
- Lettered two years as a QB at Marshall after transferring from Butler Community College, where he led the school to two JUCO championships (2007-08)

CORY UNDLIN

Defensive Backs

5th year in Philadelphia



- During Philadelphia's 2017 Super Bowl LII-winning campaign, Undlin coached an Eagles defense that produced the 4th-most takeaways in the league (31) and ranked 3rd in third-down defense (32.2%). On the year, Philadelphia gave up just 24 TD receptions, which marked the fewest TD catches surrendered by an Eagles defense since 2008 (19)
- Coached the safety tandem of Jenkins and Rodney McLeod in 2016 and helped McLeod set career highs in tackles (117), INTs (3) and PDs (10). In his first year coaching Eagles DBs (2015), Jenkins earned his first career trip to the Pro Bowl
- Spent three years with the Denver Broncos prior to arriving in Philadelphia and worked with three Pro Bowl DBs in 2014 - Aqib Talib, Chris Harris Jr., and T.J. Ward

CARSON WALCH

Wide Receivers

2nd year in Philadelphia



- Promoted to wide receivers coach during the 2019 offseason after originally joining the Eagles coaching staff in 2018 as the assistant wide receivers coach
- During his first season with the Eagles (2018), Walch worked with a unit that featured veteran wide receivers Alshon Jeffery and Nelson Agholor. Under Walch's direction, Jeffery recorded his highest receiving yardage (843) and reception totals (65) in a single season since 2014, despite missing the first three games of



the regular season. Agholor recorded career highs in receptions (64) and yards after the catch (350)

- Came to Philadelphia after two seasons with the Edmonton Eskimos as offensive coordinator/receivers coach (2017) and receivers/passing game coordinator (2016)
- From 2013-14, served as an offensive quality control coach with the Chicago Bears, where he worked with Eagles offensive coordinator and former Bears wide receivers coach Mike Groh
- An All-American, all-region and all-conference running back, receiver and return specialist for Winona State from 1996-99. During his final season, was named a regional finalist for the Harlon Hill Award, which is earned by the top player in NCAA Division II football

MIKE BARTRUM
Assistant Tight Ends

1st year in Philadelphia



- Played for the Eagles from 2000-2006 as a tight end and long snapper and returned to Philadelphia in the 2019 offseason as the team's assistant tight ends coach. Most recently, served as the head coach at Meigs High School in Pomeroy, OH
- Signed with the Kansas City Chiefs in 1993 as a UDFA out of Marshall and went on to play 13 seasons in the NFL
- Predominately a long snapper during his NFL career, appeared in 188 career games (including playoffs) and added 11 catches for 65 yards and six touchdowns. Was a part of 10 playoffs teams, appeared in five Championship Games (one AFC and four NFC) and played in two Super Bowls. Also earned NFC Pro Bowl honors following the 2005 season
- Was a two-year starter and three-year letterman at Marshall. Totaled 109 career receptions for 1,187 yards and 10 TDs

MATTHEW HARPER
Assistant Wide Receivers

7th year in Philadelphia



- Enters his seventh year in Philadelphia and his first as assistant wide receivers coach
- Has spent the majority of his tenure with the Eagles as the assistant special teams coach (2013-14 and 2016-18). Also worked as assistant defensive backs coach in 2015
- During his time working with Philadelphia's special teams, the Eagles have fielded some of the top units and individual specialists in the NFL. In 2018, first-year punter Cameron Johnston set single-season franchise records in gross

(48.15) and net averages (42.7), while ranking third and fourth in the NFL, respectively, in both categories. In 2017, rookie kicker Jake Elliott enjoyed a historic rookie campaign, kicking the longest regular-season (61 yards vs. NYG in Week 3) and postseason FGs (53 yards in the Divisional Round vs. Atl.) in franchise and NFL rookie history

- In 2014, the Eagles ranked first in Rick Gosselin's annual *Dallas Morning News* special teams ranking
- Was as a coaching intern and G.A. at Oregon from 2009-12. Played two seasons as a safety at Oregon (2006-07) after transferring from City College of San Francisco

ROY ISTVAN
Assistant Offensive Line

1st year in Philadelphia



- Joins the Eagles from Keiser University, where he served as the Seahawks assistant head coach, offensive coordinator and offensive line coach during the school's inaugural football season in 2018
- Prior to his year at Keiser, served as the offensive coordinator and offensive line coach at Cornell University from 2014-16
- Began his coaching career in 1990 as a GA at Southern Connecticut State University, where he worked alongside Eagles offensive line/run game coordinator Jeff Stoutland who served as the Owls offensive coordinator from 1988-92
- Played under Stoutland at SCSU and went on to coach at his alma mater for 11 years

NATHAN OLLIE
Assistant Defensive Line


1st year in Philadelphia



- Joined the Eagles coaching staff during the 2019 offseason as assistant defensive line coach. Prior to coming to Philadelphia, spent the 2018 season as the defensive line coach at Eastern Kentucky
- Served as a GA at the University of Tennessee from 2015-17 where he worked with Eagles defensive end Derek Barnett
- Played defensive line at Ball State from 2010-13. Was a three-time All-Mid-American Conference selection, was a captain as a senior in 2013 and was also named the team's defensive MVP

RYAN PAGANETTI
Assistant Linebackers/
Game Management

5th year in Philadelphia



- Originally joined the Eagles as an analyst in March 2015, was named a coaching assistant in 2017 and worked with the linebackers. Was elevated to defensive

quality control and assistant linebackers coach during the 2018 offseason and added the responsibility of game management in 2019

- Played running back at Dartmouth

T.J. PAGANETTI
Assistant Running Backs

4th year in Philadelphia



- Enters 4th season on Philadelphia's coaching staff and first as the team's assistant running backs coach
- Originally joined the organization in 2013 as an analyst working with the offense and quarterbacks. Re-joined the team in 2017 as the offensive quality control/assistant offensive line coach
- Held numerous stints with the Oregon Ducks football program including undergraduate intern (2007-2008) and student assistant coach (2009-2012). After two seasons with the Eagles as an analyst (2013-14), returned to Oregon as a Graduate Assistant/Linebackers coach

SPENCER PHILLIPS
Assistant Quarterbacks

4th year in Philadelphia



- Promoted to offensive quality control/assistant quarterbacks during the 2018 offseason. Originally joined the Eagles as a coaching assistant/assistant to the head coach during the 2016 offseason
- In his first season working with the quarterbacks, Carson Wentz ranked 3rd in the NFL with a team-record 69.6 (279-of-401) completion percentage. Wentz also registered career-high 102.2 passer rating (min. 400 attempts)
- Spent 2015 as the defensive quality control coach at Samford University
- Was an All-Conference quarterback at West Los Angeles Junior College before transferring to Murray State University

LUKE THOMPSON
Assistant Special Teams

1st year in Philadelphia



- Joined the Eagles coaching staff during the 2019 offseason from Lafayette College where he served as the Leopards' defensive coordinator and linebackers coach from 2017-18
- Coached in the collegiate ranks for 20 years, including two stints at Georgetown University (2014-16, defensive coordinator/linebackers coach; 2006-12, special teams coordinator/linebackers coach). Also served as the special teams coordinator and linebackers coach for Army from 2012-13



- A graduate of Assumption College in Worcester, MA, began his coaching career in 1998 at Bowdoin College

DINO VASSO
Assistant Secondary

4th year in Philadelphia



- During the 2017 Super Bowl campaign, the Eagles defense produced the 4th-most takeaways in the league (31). On the year, Philadelphia's secondary gave up 24 TD receptions, which marks the fewest TDs surrendered by an Eagles defense since 2008 (19)
- Served as a coaching assistant with the Kansas City Chiefs (2013-15). Worked primarily with the secondary in K.C.
- Was a four-year DB at New Hampshire
- A native of Crum Lynne, PA, lettered in football at Ridley H.S. in Folsom, PA

MATT BURKE
Defensive Special Assistant

1st year in Philadelphia



- Joined the Eagles coaching staff during the 2019 offseason and brings 15 years of NFL coaching experience to Philadelphia. Most recently served as the defensive-coordinator of the Miami Dolphins from 2017-18
- In his first season as Miami's defensive coordinator (2017), the Dolphins defense improved from 29th overall in the NFL to 16th. Additionally, Miami's run defense improved from 30th in 2016 to 14th in 2017
- Coached linebackers for the Cincinnati Bengals from 2014-15 and the Detroit Lions from 2009-13
- While working in Detroit, coached under current Eagles defensive coordinator and former Lions head coach Jim Schwartz. Began NFL coaching career with the Tennessee Titans in 2004 and spent the next five years working under Schwartz, who served as the Titans defensive coordinator from 2001-08.
- A native of Hudson, MA, played safety at Dartmouth

G.J. KINNE
Offensive Special Projects

1st year in Philadelphia



- Joined the Eagles coaching staff after spending the 2018 season as an offensive analyst/quarterbacks coach at the University of Arkansas. Began his coaching career in 2017 as a graduate assistant at SMU

- A former quarterback and wide receiver, spent time on the Philadelphia Eagles practice squad from 2013-15

- Originally entered the NFL in 2012 as an undrafted free agent quarterback with the New York Jets and finished NFL playing career as a member of the New York Giants practice squad in 2015. Last played football as a member of the Saskatchewan Roughriders in 2016

- Played collegiately at Tulsa and finished his three-year career ranked 2nd in school history in passing yards (9,472), total offense (10,831) and passing touchdowns (81). Was also a three-time team captain for the Golden Hurricane

JOE PANNUNZIO
Director of Team Development

3rd year in Philadelphia



- Re-joined the Eagles staff during the 2019 offseason after spending the 2017-18 seasons at the University of Alabama
- Originally joined the Eagles in 2015 as the director of personnel operations
- Before entering the NFL with the Eagles in 2015, spent four years as the University of Alabama's director of football operations



6-2 | 225  **2nd Year**
DOB: Oct. 29, 1996 (Age 22)

**Warrington,
 Pennsylvania**

**Central Bucks
 South High
 School**



Notre Dame
 UDFA ('18) by Philadelphia



Josh Adams was originally signed by the Eagles as an undrafted free agent in 2018. In his debut season, Adams rushed for the most yards (511) ever by an Eagles undrafted rookie. A native of Warrington, PA, Adams played collegiately at Notre Dame, where he recorded the highest rushing average (6.7) in Fighting Irish career history and finished with the 5th-most rushing yards (3,201) in school history.

MOST RUSHING YARDS EAGLES ALL-TIME ROOKIE HISTORY

LeSean McCoy (2009)	637
Correll Buckhalter (2001)	586
Keith Byars (1986)	577
Po James (1972)	565
Bryce Brown (2012)	564
Mike Hogan (1976)	561
Billy Ray Barnes (1957)	529
Josh Adams* (2018)	511

** undrafted rookie*

EAGLES PLAYERS IN 2018

Josh Adams	511
Wendell Smallwood	364
Corey Clement	259
Jay Ajayi	184
Darren Sproles	120

BIRDSEED

Adams prepped at Central Bucks South (PA) HS, where he was an all-state honoree at running back. In 2012, he rushed for 2,085 yards and 28 TDs and led C.B. South to a 10-2 record and the Pennsylvania District 1 Class AAA quarterfinals. He majored in psychology at Notre Dame.

 @docteradams_from_uptown

THREE-STEP DROP

Nickname: Dr. Adams

Hobbies: Basketball and playing video games

Bucket list: Skydiving

Hidden talent: "I can do flips. I can do a bunch of different flips."

Favorite food: Sweet potatoes

Favorite TV show:
SpongeBob SquarePants

Favorite movie: *Taken*

SEASON HIGHLIGHTS

2018 - PHILADELPHIA EAGLES (14/5, 1/0)

- Led the Eagles with 511 rushing yards, which are the most ever by an undrafted rookie in team history. Also marked the 8th-most rushing yards in franchise rookie history and most since **Bryce Brown** in 2012 (564)
- Helped the Eagles take a 13-10 lead with a 6-yard rushing TD in the second quarter of the 30-23 win at LAR (12/16/18)
- Ran for a career-high 85 yards in the 28-13 win vs. Was. (12/3/18). Marked the most rushing yards by an Eagles rookie since **Bryce Brown** on 12/2/12 at Dallas (169)



CAREER STATISTICS															
Year	Team	GP/S	RUSHING					RECEIVING					OFF SNAPS		
			Att	Yds	Avg	Lg	TD	Rec	Yds	Avg	Lg	TD	TYS	No	Pct
2018	Philadelphia	14/5	120	511	4.3	29	3	7	58	8.3	13	0	569	252	23%
Totals		14/5	120	511	4.3	29	3	7	58	8.3	13	0	569	---	---
PLAYOFFS															
2018	Philadelphia	1/0	1	2	2.0	2	0	0	0	---	--	0	2	1	1%
Totals		1/0	1	2	2.0	2	0	0	0	---	--	0	2	---	---
ADDITIONAL STATISTICS															
Fumbles/Lost: <u>1/1</u> - 2018 (1/1) Special Teams Tackles: <u>1</u> - 2018 (1)															

CAREER HIGHS		
Rush Attempts	22	11/25/18 vs. NYG
Rushing Yards	85	12/4/18 vs. Was.
Rushing Long	29	11/11/18 vs. Dal.
Rushing TDs	1	3x, last: 12/16/18 at LAR
Receptions	3	2x, last: 12/30/18 at Was.
Receiving Yards	33	12/30/18 at Was.
Receiving Long	13	12/30/18 at Was.
Receiving TDs	--	---

SEASON HIGHLIGHTS (Continued)

- Totaled a career-high 22 rush attempts for 84 yards while adding his 2nd career rushing TD in the 25-22 win vs. NYG (11/25/18). His 22 attempts are the most by an Eagles rookie since **Bryce Brown** on 12/2/12 at Dallas (24)
- Registered his first career TD with a 28-yard score in the second quarter at NO (11/18/18). Marked the longest rushing TD by an Eagles rookie since **Bryce Brown** on 11/26/12 vs. Carolina (65) and the longest by an Eagles undrafted rookie since **Ted Wegert** on 10/30/55 vs. Pittsburgh (29)

COLLEGE HIGHLIGHTS

- Rushed 480 times for 3,201 yards (6.7 avg.) and 20 TDs and caught 41 passes for 336 yards and 2 TDs at Notre Dame
- Finished his Fighting Irish career with the highest rushing average in school history. From 2015-17, ranked 3rd in the NCAA in yards per carry, trailing only **Bryce Love** (7.8) and **Rashaad Penny** (7.5)
- His 3,201 rushing yards rank 5th in Notre Dame history. Was the fastest running back in school history to reach 1,000+ and 2,000+ rushing yards by carries
- As a junior in 2017, posted career highs in rushing yards (1,430) and TDs (9). Included on several award watch lists, including the Doak Walker Award, Maxwell Award and Heisman Trophy
- Set the Notre Dame record for rushing yards (838) by a freshman in 2015. Posted the longest rushing play (98-yard TD) in Fighting Irish history vs. Wake Forest (11/14/15)

TRANSACTIONS

- 2018** Signed by PHI as undrafted free agent
- 9/1/18** Waived by PHI
- 9/2/18** Signed by PHI to practice squad
- 9/18/18** Activated by PHI from practice squad to 53-man roster





2018 GAME-BY-GAME STATISTICS (PHILADELPHIA)

Date	Opp		GP/S	RUSHING					RECEIVING					TYS	SNAPS	
				Att	Yds	Avg	Lg	TD	Rec	Yds	Avg	Lg	TD		No	Pct
Sep 6	Atl	W	---	EAGLES PRACTICE SQUAD												
Sep 16	at TB	L	---	EAGLES PRACTICE SQUAD												
Sep 23	Ind	W	1/0	6	30	5.0	16	0	0	0	---	--	0	30	8	10%
Sep 30	at Ten	L	1/0	0	0	---	--	0	0	0	---	--	0	0	1	1%
Oct 7	Min	L	1/0	1	-1	-1.0	-1	0	0	0	---	--	0	-1	1	2%
Oct 11	at NYG	W	1/0	0	0	---	--	0	0	0	---	--	0	0	0	0%
Oct 21	Car	L	1/0	4	17	4.3	9	0	0	0	---	--	0	17	8	12%
Oct 28	at Jax	W	1/0	9	61	6.8	21	0	1	6	6.0	6	0	67	18	29%
Nov 11	Dal	L	1/0	7	47	6.7	29	0	0	0	---	--	0	47	19	31%
Nov 18	at NO	L	1/1	7	53	7.6	28	1	3	19	6.3	10	0	72	28	55%
Nov 25	NYG	W	1/1	22	84	3.8	19	1	0	0	---	--	0	84	40	62%
Dec 3	Was	W	1/1	20	85	4.3	18	0	0	0	---	--	0	85	41	55%
Dec 9	at Dal	L	1/1	7	36	5.1	24	0	0	0	---	--	0	36	21	40%
Dec 16	at LAR	W	1/1	15	28	1.9	8	1	0	0	---	--	0	28	24	38%
Dec 23	Hou	W	1/0	11	21	1.9	6	0	0	0	---	--	0	21	25	30%
Dec 30	at Was	W	1/0	11	50	4.5	13	0	3	33	11.0	13	0	83	18	25%
Totals			14/5	120	511	4.3	29	3	7	58	8.3	13	0	569	252	23%
PLAYOFFS																
Jan 6	at Chi	W	1/0	1	2	2.0	2	0	0	0	---	--	0	2	1	1%
Jan 13	at NO	L	0/0	DID NOT PLAY												
Totals			1/0	1	2	2.0	2	0	0	0	---	--	0	2	1	1%

WR NELSON AGHOLOR 13



6-0 | 198  **5th Year**
DOB: May 24, 1993 (Age 26)



Tampa, Florida

Berkeley Prep



USC

D1-15 (20th overall) by Philadelphia



2017



Originally selected by Philadelphia with the 20th-overall pick in 2015, **Nelson Agholor** (pronounced AGG-uh-lore) produced career highs in receptions (64), catch rate (66.0%) and yards after the catch (350) during the 2018 season. Agholor, who had a career-high 9 receptions for 84 yards in **Super Bowl LII**, also totaled career highs in receiving yards (768) and receiving TDs (8) during his breakout season in 2017.

MOST RECEIVING YARDS

EAGLES PLAYERS SINCE 2017

Zach Ertz	1,987
Alshon Jeffery	1,632
Nelson Agholor	1,504

MOST RECEIVING TDs

EAGLES PLAYERS SINCE 2017

Zach Ertz	16
Alshon Jeffery	15
Nelson Agholor	12

MOST RECEPTIONS

EAGLES PLAYERS SINCE 2017

190	Zach Ertz
126	Nelson Agholor
122	Alshon Jeffery

THREE-STEP DROP

If he could be a superhero: **The Flash**

First job: **Cashier at PDQ**

Hobbies: **Cooking. "My best meal is rice, pork chops and plantains."**

Pregame ritual: **Calls his mother on the phone to pray with her**

Best player he has faced: **"Patrick Peterson is a great competitor."**

Favorite books: **Things Fall Apart by Chinua Achebe & Oh, the Places You'll Go by Dr. Seuss**

Three favorite throwback jerseys: **Michael Jordan, Emsley A. Laney High School; Reggie Bush, USC; Charlie Ward, Florida State**

CAREER HIGHLIGHTS

- Recorded a career-high 9 catches for 84 yards in **Super Bowl LII** at NE (2/4/18). Tied for the 2nd-most receptions in Eagles playoff history, behind **Brent Celek's** 10 catches on 1/18/09 at Arizona

SEASON HIGHLIGHTS

2018 - PHILADELPHIA EAGLES (16/16, 2/2)

- Posted his first career multi-TD game in the 24-0 playoff-clinching victory at Was. (12/30/18)
- Led the Eagles with a season-high 116 yards in the 32-30 win vs. Hou. (12/23/18), marking the 2nd-highest single-game total of his career (141 yards on 12/3/17 at Seattle)



CAREER STATISTICS									
			RECEIVING					OFF SNAPS	
Year	Team	GP/S	Rec	Yds	Avg	Lg	TD	No	Pct
2015	Philadelphia	13/12	23	283	12.3	53t	1	671	58%
2016	Philadelphia	15/14	36	365	10.1	40t	2	883	78%
2017	Philadelphia	16/10	62	768	12.4	72t	8	813	72%
2018	Philadelphia	16/16	64	736	11.5	83t	4	985	90%
Totals		60/52	185	2,152	11.6	83t	15	---	---
PLAYOFFS									
2017	Philadelphia	3/3	15	167	11.1	42	0	154	74%
2018	Philadelphia	2/2	4	38	9.5	13	0	107	90%
Totals		5/5	19	205	10.8	42	0	---	---
ADDITIONAL STATISTICS									
Fumbles/Lost: 3/1 - 2018 (1/0), 2016 (1/0), 2015 (1/1)									
Fumble Recovery TD: 1 - 11/16/17 vs. Chi.									
Rushing: 9-53 (5.9 avg.) - 2018 (3-32), 2017 (1-7), 2016 (5-14) Postseason: 5-41 (8.2 avg.) - 2018 (1-12), 2017 (4-29)									
Passing: 1-of-1 for 15 yards - 9/6/18 vs. Atl.									
Kickoff Returns: 5-92 (18.4 avg.) in 2016									

CAREER HIGHS		
Receptions	9	2/4/18 at NE (SB)
Receiving Yards	141	12/3/17 at Sea.
Receiving Long	72t	10/8/17 vs. Ari.
Receiving TDs	2	12/30/18 at Was.

SEASON HIGHLIGHTS (Continued)

- In the third quarter of the Texans game, caught an 83-yard TD pass from **Nick Foles** that gave the Eagles a 23-16 lead. The score was the longest receiving TD by an Eagle since **DeSean Jackson** caught a 91-yard TD from **Michael Vick** on 12/12/10 at Dallas
- With the score tied and just 2:39 remaining in the game, caught a crucial 4th-and-1 pass from **Carson Wentz** for a 12-yard gain to set up a game-winning 43-yard FG by **Jake Elliott** in the 25-22 win vs. NYG (11/25/18)
- Led the team with 91 yards on 3 catches in the 34-13 win at NYG (10/11/18), including a season-long 58-yard reception in the second quarter that set up a 10-yard TD pass from **Carson Wentz** to **Zach Ertz** on the next play
- Recorded a season-high-tying 8 receptions for 88 yards at TB (9/16/18). Became just the second player in Eagles history to post 8+ receptions in 3 straight games (including playoffs), joining **Zach Ertz** (12/20/15-1/3/16)

2017 - PHILADELPHIA EAGLES (16/10, 3/3)

- Enjoyed a breakout season, producing career highs in receptions (62), receiving yards (768) and receiving TDs (8)
- Tied for 8th in the NFL in receiving TDs (8), behind **DeAndre Hopkins** (13), **Davante Adams** (10), **Jimmy Graham** (10), **Antonio Brown** (9), **Alshon Jeffery** (9), **Marvin Jones Jr.** (9) and **Jarvis Landry** (9)

2018 GAME-BY-GAME STATISTICS (PHI)									
			RECEIVING					SNAPS	
Date	Opp	GP/S	Rec	Yds	Avg	Lg	TD	No	Pct
Sep 6	Atl	W	1/1	8	33	4.1	10	0	68 94%
Sep 16	at TB	L	1/1	8	88	11.0	50	1	72 91%
Sep 23	Ind	W	1/1	4	24	6.0	10	0	80 98%
Sep 30	at Ten	L	1/1	5	22	4.4	10	0	72 92%
Oct 7	Min	L	1/1	4	45	11.3	20	0	52 88%
Oct 11	at NYG	W	1/1	3	91	30.3	58	0	64 90%
Oct 21	Car	L	1/1	6	20	3.3	13	0	59 88%
Oct 28	at Jax	W	1/1	3	49	16.3	39	0	57 92%
Nov 11	Dal	L	1/1	5	83	16.6	51	0	55 89%
Nov 18	at NO	L	1/1	0	0	---	--	0	44 86%
Nov 25	NYG	W	1/1	1	12	12.0	12	0	47 72%
Dec 3	Was	W	1/1	4	56	14.0	39	0	65 87%
Dec 9	at Dal	L	1/1	2	49	24.5	42	0	49 94%
Dec 16	at LAR	W	1/1	1	8	8.0	8	0	63 98%
Dec 23	Hou	W	1/1	5	116	23.2	83t	1	74 90%
Dec 30	at Was	W	1/1	5	40	8.0	22t	2	64 90%
Totals			16/16	64	736	11.5	83t	4	985 90%
PLAYOFFS									
Jan 6	at Chi	W	1/1	3	32	10.7	13	0	61 90%
Jan 13	at NO	L	1/1	1	6	6.0	6	0	46 90%
Totals			2/2	4	38	9.5	13	0	107 90%





2017 GAME-BY-GAME STATISTICS (PHI)

				RECEIVING					SNAPS	
Date	Opp		GP/S	Rec	Yds	Avg	Lg	TD	No	Pct
Sep 10	at Was	W	1/0	6	86	14.3	58t	1	42	62%
Sep 17	at KC	L	1/0	1	9	9.0	9	1	55	76%
Sep 24	NYG	W	1/0	2	20	10.0	11	0	45	59%
Oct 1	at LAC	W	1/1	3	58	19.3	36	0	61	77%
Oct 8	Ari	W	1/1	4	93	23.3	72t	1	47	70%
Oct 12	at Car	W	1/1	4	55	13.8	24t	1	48	77%
Oct 23	Was	W	1/1	4	45	11.3	14	1	47	72%
Oct 29	SF	W	1/1	3	26	8.7	17	0	36	51%
Nov 5	Den	W	1/0	2	36	18.0	35	0	40	58%
Nov 19	at Dal	W	1/0	1	-2	-2.0	-2	0	47	73%
Nov 26	Chi	W	1/1	3	32	10.7	15t	1	65	83%
Dec 3	at Sea	L	1/1	7	141	20.1	51	1	66	88%
Dec 10	at LAR	W	1/1	8	64	8.0	18	0	77	85%
Dec 17	at NYG	W	1/1	7	59	8.4	16	1	49	72%
Dec 25	Oak	W	1/1	4	35	8.8	12	0	58	85%
Dec 31	Dal	L	1/0	3	11	3.7	7	0	30	51%
Totals			16/10	62	768	12.4	72t	8	813	72%
PLAYOFFS										
Jan 13	Atl	W	1/1	3	24	8.0	10	0	51	76%
Jan 21	Min	W	1/1	3	59	19.7	42	0	46	71%
Feb 4	at NE	W	1/1	9	84	9.3	24	0	57	76%
Totals			3/3	15	167	11.1	42	0	154	74%



SEASON HIGHLIGHTS (Continued)

- Led Philadelphia with nine 20+ yard receptions, including two 50+ yard receiving TDs, which are the most by an Eagle in a single season since **Jeremy Maclin** in 2014 (3)
- Ranked 1st in the NFL in third-down yards per reception (17.5) (min. 20 receptions)
- Posted a career-high 9 receptions for 84 yards in **Super Bowl LII** at NE (2/4/18). Tied for the 2nd-most receptions in Eagles playoff history, trailing only **Brent Celek's** 10 catches on 1/18/09 at Arizona
- Helped set up an Eagles TD drive (1-yard rushing TD by **LeGarrette Blount**) with a 21-yard gain on an end-around in the 15-10 win vs. Atl. (1/13/18) in the Divisional Round. Marked the longest rush ever by an Eagles WR in the playoffs and the longest overall by an Eagles WR since **DeSean Jackson** on 10/17/10 vs. Atlanta (31 yards)
- Paced the Eagles with 7 receptions for a career-high 141 receiving yards and 1 TD at Sea. (12/3/17). Became the first Eagle to produce 140+ receiving yards and 1+ TD in a single game since **Jordan Matthews** on 12/20/15 vs. Ari. (159-1)
- Recorded 2 TDs in the 31-3 win vs. Chi. (11/26/17). Caught a 15-yard TD in the second quarter and also registered his first career fumble recovery TD in the fourth quarter
- Posted 4 receptions for 45 yards and 1 TD in the 34-24 win vs. Was. (10/23/17). Marked his 3rd consecutive game with a receiving TD, the longest streak of his career

HIGH SCHOOL STANDOUT

Agholor attended Berkeley Prep (Tampa, FL), where he earned All-America honors as a senior running back, wide receiver, cornerback and safety. In his career, Agholor notched 4,732 rushing yards, 921 receiving yards, 12 INTs and 8 kickoff return TDs.

As a senior, Agholor totaled 212 carries for 1,983 yards and 28 TDs and 10 receptions for 117 yards and 2 TDs. He also racked up 35 tackles and 3 INTs on defense.

As a junior, Agholor had 1,440 yards on offense, 3 INTs on defense and 323 return yards.

As a sophomore, Agholor ran for 970 yards with 15 TDs and had 14 receptions for 239 yards with 3 TDs, while totaling 31 tackles and 4 INTs on defense.

Agholor also played basketball at Berkeley, where he averaged 12.8 points, 4.8 rebounds, 4.3 assists and 2.3 steals as a senior.

BIRDSEED

Agholor, who majored in communication at USC, was born in Nigeria and moved to the United States when he was 5 years old. Agholor is the son of Felix and Caroline and has four siblings. His father played high-level soccer in Nigeria.

@nelsonagholor @nelsonagholor15



2016 GAME-BY-GAME STATISTICS (PHI)

Date	Opp	GP/S	RECEIVING					SNAPS			
			Rec	Yds	Avg	Lg	TD	No	Pct		
Sep 11	Cle	W 1/1	4	57	14.3	35t	1	67	87%		
Sep 19	at Chi	W 1/1	4	42	10.5	18	0	56	78%		
Sep 25	Pit	W 1/1	3	21	7.0	11	0	52	82%		
Oct 9	at Det	L 1/1	2	27	13.5	18	0	48	79%		
Oct 16	at Was	L 1/0	3	34	11.3	18	0	42	81%		
Oct 23	Min	W 1/1	2	10	5.0	6	0	43	74%		
Oct 30	at Dal	L 1/1	3	25	8.3	11	0	71	91%		
Nov 6	at NYG	L 1/1	4	41	10.3	23	0	69	92%		
Nov 13	Atl	W 1/1	2	7	3.5	4	0	72	91%		
Nov 20	at Sea	L 1/1	0	0	--	--	0	70	88%		
Nov 28	GB	L 0/0	INACTIVE								
Dec 4	at Cin	L 1/1	4	23	5.8	8	0	80	100%		
Dec 11	Was	L 1/1	2	22	11.0	13	0	68	87%		
Dec 18	at Bal	L 1/1	1	9	9.0	9	0	85	98%		
Dec 22	NYG	W 1/1	2	47	23.5	40t	1	54	96%		
Jan 1	Dal	W 1/1	0	0	--	--	0	6	8%		
Totals			15/14	36	365	10.1	40t	2	883	78%	

2015 GAME-BY-GAME STATISTICS (PHI)

Date	Opp	GP/S	RECEIVING					SNAPS			
			Rec	Yds	Avg	Lg	TD	No	Pct		
Sep 14	at Atl	L 1/1	1	5	5.0	5	0	59	80%		
Sep 20	Dal	L 1/1	3	31	10.3	12	0	47	76%		
Sep 27	at NYJ	W 1/1	0	0	---	--	0	68	93%		
Oct 4	at Was	L 1/1	3	64	21.3	45	0	54	96%		
Oct 11	NO	W 1/1	1	5	5.0	5	0	34	40%		
Oct 19	NYG	W 0/0	INACTIVE (ANKLE)								
Oct 25	at Car	L 0/0	INACTIVE (ANKLE)								
Nov 8	at Dal	W 0/0	INACTIVE (ANKLE)								
Nov 15	Mia	L 1/0	3	32	10.7	21	0	53	55%		
Nov 22	TB	L 1/1	3	11	3.7	7	0	54	76%		
Nov 26	at Det	L 1/1	2	15	7.5	12	0	39	66%		
Dec 6	at NE	W 1/1	0	0	---	--	0	33	54%		
Dec 13	Buf	W 1/1	3	62	20.7	53t	1	59	77%		
Dec 20	Ari	L 1/1	0	0	---	--	0	57	89%		
Dec 26	Was	L 1/1	2	35	17.5	18	0	68	84%		
Jan 3	at NYG	W 1/1	2	23	11.5	16	0	46	70%		
Totals			13/12	23	283	12.3	53t	1	671	58%	

SEASON HIGHLIGHTS (Continued)

- Caught a 24-yard TD in the fourth quarter and finished with 55 yards on 4 receptions in the 28-23 win at Car. (10/12/17)
- Finished with 93 receiving yards in the 34-7 win vs. Ari. (10/8/17), including a career-long 72-yard TD
- Recorded a then-career-high 6 catches for 86 yards at Was. (9/10/17), including a 58-yard TD on the opening drive

2016 - PHILADELPHIA EAGLES (15/14)

- Registered a season-long 40-yard TD vs. NYG (12/22/16)
- Caught a 35-yard TD in the third quarter of the Eagles' 29-10 opening day victory vs. Cle. (9/11/16)

2015 - PHILADELPHIA EAGLES (13/12)

- Recorded the first TD of his NFL career on a 53-yard reception that gave the Eagles a 14-7, second-quarter advantage in the 23-20 win vs. Buf. (12/13/15). His 53-yard TD was the longest TD reception by an Eagles rookie since **Hank Baskett** caught TDs of 89 and 87 yards in 2006

COLLEGE HIGHLIGHTS

- Compiled 3,572 all-purpose yards and 24 career TDs and became just the 12th Trojan to notch 2,000 receiving yards
- Totaled 540 yards on 37 punt returns (14.6 avg.) and set a school record with 4 punt return TDs

- Finished 8th on the USC career receptions list (179) and 7th on the career punt return yardage list (540), becoming the only Trojan to rank among the school's career Top-8 receivers and Top-7 punt returners
- Started all 13 games as a junior in 2014 and led the team with 104 receptions, 1,313 yards and 12 TDs, which were all career highs
- Earned *Associated Press* third-team All-America and first-team All-Pac-12 honors while finishing as one of 10 semifinalists for the Biletnikoff Award (nation's top wide receiver). Also won USC's Offensive Perimeter Player of the Year Award
- His 104 receptions in 2014 rank 3rd on USC's all-time single-season list and 6th in Pac-12 Conference history
- As a sophomore in 2013, was named to the All-Pac-12 second team as a return specialist and was an honorable-mention selection as a WR. Started all 14 games and racked up 56 receptions for 918 yards and 6 TDs
- His 19.1 punt return average in 2014 was a USC single-season record and ranked 2nd nationally


TRANSACTIONS

- 2015** Drafted by PHI in 1st round (20th overall)
Signed 4-year contract
- 4/30/18** 5th-year option exercised by PHI



6-2 | 225  **Rookie**
DOB: Dec. 31, 1996 (Age 22)

**Roebuck,
 South Carolina**



**Dorman
 High School**



Stanford
D2b-19 (57th overall)
by Philadelphia



Originally selected by the Eagles in the 2nd round (57th overall) of the 2019 NFL Draft, **J.J. Arcega-Whiteside** played collegiately at Stanford, where he produced the 2nd-most receiving TDs (28) in school history. As a junior in 2018, he garnered All-Pac-12 honors after leading the conference in receiving TDs (14) and ranking 3rd in receiving yards (1,059).

MOST RECEIVING TDs

NCAA FBS PLAYERS IN 2018

John Ursua (Hawaii)	16
David Sills (West Virginia)	15
Jerry Jeudy (Alabama)	14
J.J. Arcega-Whiteside* (Stan.)	14
P. Williams (Colorado St.)	14

**Led Pac-12 Conference*

STANFORD ALL-TIME HISTORY

Ken Margerum (1977-80)	30
J.J. Arcega-Whiteside (2015-18)	28
Troy Walters (1996-99)	26
Deronnie Pitts (1997-2000)	24
Justin Armour (1992-94)	20

MOST YARDS PER RECEPTION

NCAA FBS PLAYERS IN 2018

Hakeem Butler (Iowa State)	22.0
Jerry Jeudy (Alabama)	19.3
CeeDee Lamb (Oklahoma)	17.8
Marqise Brown (Oklahoma)	17.6
Tylan Wallace (Oklahoma State)	17.3
Travis Fulgham (Old Dominion)	17.2
J.J. Arcega-Whiteside (Stanford)	16.8

COLLEGE HIGHLIGHTS

- Totaled 135 receptions for 2,219 yards (16.4 avg.) and 28 TDs in 33 games at Stanford. Finished with the 2nd-most receiving TDs in school history
- As a junior in 2018, garnered All-Pac-12 honors after leading the conference in receiving TDs (14) and ranking 3rd in receiving yards (1,059)

BIRDSEED

Arcega-Whiteside majored in international relations while at Stanford and interned at the office of Condoleezza Rice. He delivered mail, screened calls and responded to emails on behalf of Rice throughout his internship.

Arcega-Whiteside was born in Zaragoza, Spain, and moved to South Carolina at age 6. He learned English as a third language and has lived in several countries, including Spain, Portugal and Italy. He is also the son of Joaquin Arcega and Valorie Whiteside, who both played basketball professionally overseas.

Arcega-Whiteside prepped at Dorman (SC) High School, where he was the school's career leader in receptions (207), receiving yards (3,779) and TDs (38), while averaging 18.2 yards per catch as a three-year varsity starter. He also lettered in basketball and track and field.



CAREER STATISTICS						
Year	Team	GP	RECEIVING			
			Rec	Yds	Avg	TD
2015	Stanford	--	--	---	---	--
2016	Stanford	10	24	379	15.8	5
2017	Stanford	11	48	781	16.3	9
2018	Stanford	12	63	1,059	16.8	14
Totals		33	135	2,219	16.4	28

COLLEGE HIGHLIGHTS (Continued)

- Led the team with 63 receptions and his 1,059 receiving yards ranked 5th in school single-season history. His 14 TDs also tied for 3rd-most in the nation
- Notched a team-high 48 receptions for 781 yards and 9 TDs in 2017, earning All-Pac-12 honorable mention
- Saw action in 12 games in 2016, recording 24 receptions for 379 yards and a team-high 5 TDs

TRANSACTIONS

2019 Drafted by PHI in 2nd round (57th overall)
Signed 4-year contract





6-3 | 259  **3rd Year**
DOB: June 25, 1996 (Age 23)

**Brentwood,
Tennessee**

**Brentwood
Academy**



Tennessee
D1-17 (14th overall)
by Philadelphia

MOST TACKLES FOR LOSS

EAGLES PLAYERS IN 2017

16	Brandon Graham
13	Vinny Curry
11	Malcolm Jenkins
9	Derek Barnett
9	Tim Jernigan

THREE-STEP DROP

First job: Worked on a farm cutting grass and weeding

Bucket list: Travel to Africa

Prized possession: His old college and high school jerseys

Desired talent: Ability to sing

If he could play another sport: Baseball

Best player he ever lined up against: Jason Peters in practice

Player he models his game after: Patriots DE Michael Bennett

Favorite movie: *Boyz n the Hood*

Favorite meal: Crab legs



2017

Originally selected by the Eagles with the 14th-overall pick in the 2017 NFL Draft, **Derek Barnett** was named to the PFWA All-Rookie Team after finishing his debut season with 5.0 sacks. He also recovered the **Tom Brady** fumble forced by **Brandon Graham** in the fourth quarter of **Super Bowl LII**, which is regarded as one of the most important plays in franchise history.

MOST SACKS

EAGLES PLAYERS IN 2017

Brandon Graham	9.5
Fletcher Cox	5.5
Derek Barnett	5.0
Chris Long	5.0
Vinny Curry	3.0

EAGLES ROOKIE HISTORY (SINCE 1982)

Corey Simon (2000)	9.5
Derrick Burgess (2001)	6.0
Fletcher Cox (2012)	5.5
Mike Mamula (1995)	5.5
Derek Barnett (2017)	5.0
Trent Cole (2005)	5.0

At the University of Tennessee, Barnett set a school record with 33.0 career sacks, breaking the previous mark of 32.0 set by Pro Football Hall of Famer and Eagles legend Reggie White (1980-83).

CAREER HIGHLIGHTS

- Named to the PFWA **All-Rookie Team** in 2017 after producing the most sacks (5.0) by an Eagles rookie since **Fletcher Cox** (5.5) during the 2012 season
- Delivered on the most important defensive play of **Super Bowl LII** when he recovered the fumble on **Brandon Graham's** fourth-quarter strip-sack of Patriots QB **Tom Brady**. The takeaway set up a 46-yard FG by **Jake Elliott** that gave the Eagles a 41-33 lead with 1:05 remaining





MOTHER'S INSPIRATION

Barnett considers his mother, Christine, his best friend and inspiration. Christine, who works in a UPS warehouse and at times has held three jobs to support her three children, instilled a humble attitude in Barnett at an early age.

"She always told me, 'Stay humble and put your head down and just work.' I think I get that attitude from her. Even though she worked a lot, she was still always there and made sure I had everything I needed."

Barnett noted in his pre-draft *Players' Tribune* article that his mother deserves to be taken care of for all of her hard work, but she admirably prefers to live her life as usual.

"She's already told me that she's going to keep her same job at the UPS warehouse — on her feet, sweating, sorting packages on a tight deadline — even after I make it to the league."



NFL DRAFT COVER LETTER

Prior to the 2017 NFL Draft, Barnett penned a letter in *The Players' Tribune* to the league's general managers.

"I just thought it was a great way to express my feelings, and my mom thought it would be a good idea to get that letter out as well."

Barnett expressed his admiration for Reggie White, whose career sacks record he broke at the University of Tennessee, but assured readers that his work was not done yet.

"Right now, you might know me as the kid who broke Reggie White's sack record at Tennessee, but that's not the only thing I'm going to be remembered for by the time I leave this game. I promise you that."



REGGIE WHITE'S RECORD

As a junior at the University of Tennessee in 2016, Barnett set a new school record with 33.0 career sacks, surpassing the previous record of 32.0 set by Pro Football Hall of Famer and Eagles legend Reggie White (1980-83). After breaking the record, Barnett received a phone call from Sara White.

"She was just congratulating me on everything I've accomplished. Even though I broke the record, I told her Reggie is still Reggie. I don't think I'm better than Reggie. It meant a lot."

Barnett admires the games of several other NFL players, past and present. "I like watching [Patriots DE] Michael Bennett play. I like his demeanor. He uses his hands very well. When I was younger, [Pro Football Hall of Famer and former Giants DE] Michael Strahan was one of the best to do it. I look up to a lot of those guys."

MAKING AN IMPRESSION

Prior to the 2017 NFL Combine, Barnett caught the flu and his numbers were not as good as he originally anticipated. However, that did not keep him from making an impression on NFL teams, especially the Eagles.

"I caught the flu a few days before we ran, and I knew I probably wasn't going to test my best. But I knew it was an important job interview and I knew I had to go out there and grind it out. I told myself to just go out there and do my best and control what I can control, and I did so."

BIRDSEED

Barnett lettered at Brentwood Academy (Brentwood, TN), where he earned all-state honors as a defensive end. As a senior, Barnett recorded 60 tackles, 18 TFL, 5.5 sacks and 1 FF and helped lead his team to a state semifinal berth.

Barnett began playing football at an early age as both a guard and defensive end. He developed an immediate love for the game.

"The first time I picked it up, I started playing football in fifth grade, and I always used to play backyard football when I was younger. When I picked it up the first day of practice I had a blast, and I knew I was going to go a long way with it."

Barnett majored in communication studies at Tennessee.



CAREER STATISTICS

Year	Team	GP/S	TACKLES					PASS DEFENSE						FUMBLES			DEF SNAPS	
			Total	Solo	Asst	TFL	Sacks	Int	Yds	Lg	TD	PD	QPH	FF	FR	Yds	No	Pct
2017	Philadelphia	15/0	25	18	7	9	5.0	0	0	--	0	0	32	1	2	0	424	41%
2018	Philadelphia	6/6	19	13	6	4	2.5	0	0	--	0	0	15	0	0	0	235	23%
Totals		21/6	44	31	13	13	7.5	0	0	--	0	0	47	1	2	0	---	---

PLAYOFFS

2017	Philadelphia	3/0	3	3	0	1	1.0	0	0	--	0	0	8	1	1	-3	83	40%
2018	Philadelphia	0/0	PLACED ON INJURED RESERVE (SHOULDER) ON 10/25/18															
Totals		3/0	3	3	0	1	1.0	0	0	--	0	0	8	1	1	-3	---	---

ADDITIONAL STATISTICS

Fumble Recovery TD: 12/25/17 vs. Oak. **Blocked FG:** 10/29/17 vs. SF **Blocked PAT:** 12/17/17 at NYG **Blocked FG Recovery:** 10/29/17 vs. SF

CAREER HIGHS

Tackles	5	2x, last: 9/23/18 vs. Ind.
Sacks	2.0	2x, last: 11/19/17 at Dal.
INTs	--	---
PDs	--	---
FFs	1	2x, last: 1/21/18 vs. Min. (Conf.)
FRs	1	3x, last: 2/4/18 at NE (SB)

SEASON HIGHLIGHTS

2018 - PHILADELPHIA EAGLES (6/6, 0/0)

- Sacked Titans QB **Marcus Mariota** for a 7-yard loss in the second quarter at Ten. (9/30/18). Recorded 1.0+ sacks in back-to-back games for the first time in his career
- Produced his third-career multi-sack game after totaling 1.5 sacks against Colts QB **Andrew Luck** vs. Ind. (9/23/18). Also registered a career-high-tying 5 tackles (3 solo)

2017 - PHILADELPHIA EAGLES (15/0, 3/0)

- Named to the PFWA **All-Rookie Team** after producing the most sacks (5.0) by an Eagles rookie since **Fletcher Cox** (5.5) during the 2012 season
- Delivered on the most important defensive play of **Super Bowl LII** when he recovered the fumble on **Brandon Graham's** fourth-quarter strip-sack of Patriots QB **Tom Brady**. The takeaway set up a 46-yard FG by **Jake Elliott** that gave the Eagles a 41-33 lead with 1:05 remaining
- Strip-sacked QB **Case Keenum** (recovered by **Chris Long**) to halt a Vikings red zone drive in the NFC Championship win vs. Min. (1/21/18). Became the first Eagles rookie to record a strip-sack in a playoff game since **Derrick Burgess** on 1/27/02 at St. Louis (**Kurt Warner**). The takeaway set up a 76-yard TD drive that gave the Eagles a 21-7 advantage
- Capped off the Eagles' 19-10 victory vs. Oak. (12/25/17) with a 23-yard fumble recovery TD as time expired. Became the first Eagles rookie to register a fumble recovery TD since **Brian Rolle** on 11/7/11 vs. Chicago (22-yard TD)

2018 GAME-BY-GAME STATISTICS (PHI)

Date	Opp	GP/S	Tot	Solo	Sk	Int	PD	FF	FR	Snaps	Pct
Sep 6	Atl	W	1/1	2	1	0.0	0	0	0	40	57%
Sep 16	at TB	L	1/1	5	3	0.0	0	0	0	35	60%
Sep 23	Ind	W	1/1	5	3	1.5	0	0	0	38	64%
Sep 30	at Ten	L	1/1	3	2	1.0	0	0	0	54	76%
Oct 7	Min	L	0/0	INACTIVE (SHOULDER)							
Oct 11	at NYG	W	1/1	2	2	0.0	0	0	0	31	48%
Oct 21	Car	L	1/1	2	2	0.0	0	0	0	37	63%
Oct 28	at Jax	W	0/0	INJURED RESERVE (SHOULDER)							
Nov 11	Dal	L	0/0	INJURED RESERVE (SHOULDER)							
Nov 18	at NO	L	0/0	INJURED RESERVE (SHOULDER)							
Nov 25	NYG	W	0/0	INJURED RESERVE (SHOULDER)							
Dec 3	Was	W	0/0	INJURED RESERVE (SHOULDER)							
Dec 9	at Dal	L	0/0	INJURED RESERVE (SHOULDER)							
Dec 16	at LAR	W	0/0	INJURED RESERVE (SHOULDER)							
Dec 23	Hou	W	0/0	INJURED RESERVE (SHOULDER)							
Dec 30	at Was	W	0/0	INJURED RESERVE (SHOULDER)							
Totals		6/6	19	13	2.5	0	0	0	0	235	23%

PLAYOFFS

Jan 6	at Chi	W	0/0	INJURED RESERVE (SHOULDER)							
Jan 13	at NO	L	0/0	INJURED RESERVE (SHOULDER)							
Totals		0/0	0	0	0.0	0	0	0	0	0	0%





2017 GAME-BY-GAME STATISTICS (PHI)

Date	Opp	GP/S	Tot	Solo	Sk	Int	PD	FF	FR	Snaps	Pct		
Sep 10	at Was	W	1/0	2	2	0.0	0	0	0	26	41%		
Sep 17	at KC	L	1/0	1	1	0.0	0	0	0	21	40%		
Sep 24	NYG	W	1/0	0	0	0.0	0	0	0	26	38%		
Oct 1	at LAC	W	1/0	3	2	0.0	0	0	1	24	42%		
Oct 8	Ari	W	1/0	0	0	0.0	0	0	0	26	43%		
Oct 12	at Car	W	1/0	2	0	0.5	0	0	0	39	48%		
Oct 23	Was	W	1/0	3	3	2.0	0	0	0	36	56%		
Oct 29	SF	W	1/0	2	2	0.0	0	0	0	34	52%		
Nov 5	Den	W	1/0	3	3	0.0	0	0	0	29	45%		
Nov 19	at Dal	W	1/0	4	2	2.0	0	0	1	32	51%		
Nov 26	Chi	W	1/0	0	0	0.0	0	0	0	26	47%		
Dec 3	at Sea	L	1/0	1	0	0.5	0	0	0	26	42%		
Dec 10	at LAR	W	1/0	0	0	0.0	0	0	0	17	35%		
Dec 17	at NYG	W	1/0	2	2	0.0	0	0	0	42	48%		
Dec 25	Oak	W	1/0	2	1	0.0	0	0	1	20	29%		
Dec 31	Dal	L	0/0	INACTIVE									
Totals			15/0	25	18	5.0	0	0	1	2	424	41%	
PLAYOFFS													
Jan 13	Atl	W	1/0	0	0	0.0	0	0	0	16	25%		
Jan 21	Min	W	1/0	2	2	1.0	0	0	1	33	49%		
Feb 4	at NE	W	1/0	1	1	0.0	0	0	1	34	45%		
Totals			3/0	3	3	1.0	0	0	1	1	83	40%	



SEASON HIGHLIGHTS (Continued)

- Blocked a PAT attempt by **Aldrick Rosas** in the 34-29 win at NYG (12/17/17). According to *Elias Sports*, the Eagles became the first NFL team to block a punt, FG and PAT in the same game since the Buffalo Bills on 11/24/91 at New England (blocked 2 FGs, 1 PAT and 1 punt)
- Led the Eagles with a career-high-tying 2.0 sacks in the 37-9 win at Dal. (11/19/17), including his first career strip-sack (Cowboys QB **Dak Prescott**) that resulted in a 37-yard fumble recovery TD by **Nigel Bradham**
- Blocked and recovered a **Robbie Gould** FG attempt in the third quarter vs. SF (10/30/17)
- Posted a career-high 2.0 sacks vs. Was. (10/23/17)
- Recovered his first career fumble after **Chris Long** strip-sacked Chargers QB **Philip Rivers** at LAC (10/1/17)

COLLEGE HIGHLIGHTS

- Played in all 39 games (36 starts) during his three-year career at the University of Tennessee, where he set a new school record with 33.0 career sacks. Surpassed the previous record of 32.0 set by Pro Football Hall of Famer and Eagles legend **Reggie White** (1980-83)
- Compiled 52 TFL in his career, finishing 2nd all-time in school history behind **Leonard Little** (53 from 1995-97)
- Earned first-team All-America honors from the *Associated Press* as a junior in 2016 after registering a career-high 13.0 sacks with 56 total tackles, 19 TFL, 16 hurries and 2 FFs
- Named second-team All-SEC by the *Associated Press* after starting all 13 games and leading the team with 10.0 sacks as a sophomore in 2015. Also finished 3rd on the Volunteers defense with 69 total tackles
- Named second-team All-SEC by the *Associated Press* as a freshman in 2014. Earned Freshman All-America honors and was selected to the Freshman All-SEC team. Set true-freshman school records with 10.0 sacks and 20.5 TFL

TRANSACTIONS

- 2017** Drafted by PHI in 1st round (14th overall)
Signed 4-year contract
- 10/25/18** Placed on Injured Reserve (shoulder)



6-2 | 241  **8th Year**
DOB: Sept. 4, 1989 (Age 29)


Crawfordville, Florida
Wakulla High School



Florida State
D4a-12 (105th overall)
by Buffalo
Acquired: FA-Buf-16

THREE-STEP DROP

First job: Stocked frozen foods in the dairy section at Winn-Dixie. "I quit after three days. It was too cold!"

"Welcome to the NFL" moment: Having to hit former NFL fullback Vonta Leach his rookie year. "I was sore after that one."

Unique training methods: Yoga

NFL players he looked up to growing up: Derrick Brooks & Ray Lewis

If he could play another sport, what position: First or third base for the Miami Marlins

Three favorite throwback jerseys: Deion Sanders, Atlanta Falcons; Derrick Brooks, Tampa Bay Buccaneers; Dick Butkus, Chicago Bears



Nigel Bradham (pronounced BRAD-em) has produced more tackles (281), sacks (5.0), FFs (3) and PDs (15) than any Eagles LB since he joined the team in 2016. Bradham, who was signed by Philadelphia to a 5-year contract extension in the 2018 offseason, played a key role in the Eagles' **Super Bowl LII**-winning defense in 2017.

MOST TACKLES

EAGLES PLAYERS IN 2018

Malcolm Jenkins	136
Nigel Bradham*	97
Jordan Hicks*	89
Corey Graham	82
Rasul Douglas	60

EAGLES PLAYERS IN 2017

Malcolm Jenkins	119
Jalen Mills	86
Nigel Bradham*	85
Rodney McLeod	78
Mychal Kendricks*	72

EAGLES PLAYERS IN 2016

Rodney McLeod	117
Malcolm Jenkins	114
Nigel Bradham*	99
Jordan Hicks*	95
Jalen Mills	67

**Eagles linebackers*

SEASON HIGHLIGHTS

2018 - PHILADELPHIA EAGLES (15/15, 2/2)

- Registered 8 tackles (7 solo), 2 TFL, career-high-tying 2 PDs and 1 QB pressure and hit in the 16-15 win at Chi. (1/6/19) in the Wild Card round
- Sacked Giants QB **Eli Manning** and recorded 1 PD in the 34-13 win at NYG (10/11/8)
- Recovered a fumble by Vikings RB **Roc Thomas** in the fourth quarter vs. Min. (10/7/18). Has recovered a fumble in each of the last three seasons with the Eagles



CAREER STATISTICS

Year	Team	GP/S	TACKLES					PASS DEFENSE						FUMBLES			DEF SNAPS	
			Total	Solo	Asst	TFL	Sacks	Int	Yds	Lg	TD	PD	QPH	FF	FR	Yds	No	Pct
2012	Buffalo	16/11	47	27	20	2	0.0	0	--	--	0	1	0	0	1	0	395	36%
2013	Buffalo	16/2	38	21	17	1	0.0	0	--	--	0	0	0	0	0	--	285	25%
2014	Buffalo	14/14	102	65	37	6	2.5	1	0	0	0	7	7	2	0	--	805	74%
2015	Buffalo	11/11	57	42	15	4	1.0	0	--	--	0	4	3	0	0	--	728	67%
2016	Philadelphia	16/16	99	67	32	7	2.0	1	28	28	0	5	2	2	1	0	990	97%
2017	Philadelphia	15/15	85	67	18	5	1.0	0	--	--	0	8	2	1	1	37	923	90%
2018	Philadelphia	15/15	97	77	20	3	2.0	0	0	--	0	4	3	0	1	0	920	89%
Totals		103/84	519	362	157	28	8.5	2	28	28	0	29	17	5	4	37	---	---

PLAYOFFS

2017	Philadelphia	3/3	12	10	2	1	1.0	0	--	--	0	1	1	0	0	--	206	100%
2018	Philadelphia	2/2	16	13	3	2	0.0	0	--	--	0	2	1	0	0	--	135	96%
Totals		5/5	28	23	5	3	1.0	0	--	--	0	3	2	0	0	--	---	---

ADDITIONAL STATISTICS

Special Teams Tackles: 28 - 2016 (3), 2015 (1), 2014 (1), 2013 (13), 2012 (10) **Fumble Recovery TD:** 11/19/17 at Dallas (**Dak Prescott** fumble forced by **Derek Barnett**)

CAREER HIGHS

Tackles	14	12/22/16 vs. NYG
Sacks	1.5	9/28/14 at Hou.
INTs	1	2x, last: 9/19/16 at Chi.
PDs	2	6x, last: 1/6/19 at Chi. (WC)
FFs	1	5x, last: 12/10/17 at LAR
FRs	1	4x, last: 10/7/18 vs. Min.



BIRDSEED

Bradham was a consensus five-star prospect and earned *Parade* All-America honors after finishing his career at Wakulla High School with over 430 tackles and 20 sacks. As a senior in 2007, Bradham earned first-team 3A All-State honors and was named the *Tallahassee Democrat* All-Big Bend Defensive Player of the Year, compiling 145 tackles, 8 sacks and 4 INTs. He was a finalist for the 2008 U.S. Army Player of the Year award and earned a spot in the U.S. Army All-American Bowl.

Bradham graduated from Florida State in December 2011 with a degree in social science.



@NigelBradham_13



@5trey_

SEASON HIGHLIGHTS (Continued)

- Posted 7 tackles (3 solo) and 1.0 sack of Buccaneers QB **Ryan Fitzpatrick** in his season debut at TB (9/16/18)

2017 - PHILADELPHIA EAGLES (15/15, 3/3)

- Led Eagles LBs with 85 tackles (67 solo) and had a career-high 8 PDs. Added 12 tackles (10 solo), 1.0 sack and 1 PD during the team's **Super Bowl LII**-winning postseason run
- Sacked Falcons QB **Matt Ryan** on third down in the third quarter of the NFC Divisional Playoff vs. Atl. (1/13/18). Helped set up a scoring drive that culminated with a game-winning, 37-yard FG by **Jake Elliott**
- Forced a fumble of Rams WR **Tavon Austin** on a lateral play that was picked up by **Brandon Graham** and returned for the victory sealing TD in the 43-35 win at LAR (12/10/17)
- Recovered the fumble on a **Derek Barnett** strip-sack of Cowboys QB **Dak Prescott** and returned it 37 yards for his first career TD at Dal. (11/19/17)

2016 - PHILADELPHIA EAGLES (16/16)

- Led Eagles LBs with 99 tackles (67 solo) and a career-high 7 TFL while tying for the team-lead with 2 FFs
- Totaled a career-high 14 tackles vs. NYG (12/22/16)
- Intercepted Bears QB **Jay Cutler** in the third quarter at Chi. (9/19/16). Returned it 28 yards to Chicago's 2-yard line to set up a **Carson Wentz**-to-**Trey Burton** TD

2015 - BUFFALO BILLS (11/11)

- Registered 57 tackles (42 solo), 1.0 sack and 4 PDs

2014 - BUFFALO BILLS (14/14)

- Set career highs in tackles (102) and sacks (2.5)
- Recorded the first INT of his career when he picked off Texans QB **Ryan Fitzpatrick** at Hou. (9/28/14)



2018 GAME-BY-GAME STATISTICS (PHI)

Date	Opp	GP/S	Tot	Solo	Sk	Int	PD	FF	FR	Snaps	Pct		
Sep 6	Atl	W	0/0	SUSPENDED BY NFL									
Sep 16	at TB	L	1/1	7	3	1.0	0	0	0	47	81%		
Sep 23	Ind	W	1/1	2	2	0.0	0	0	0	41	69%		
Sep 30	at Ten	L	1/1	6	4	0.0	0	0	0	57	80%		
Oct 7	Min	L	1/1	8	6	0.0	0	0	1	59	95%		
Oct 11	at NYG	W	1/1	6	6	1.0	0	1	0	64	98%		
Oct 21	Car	L	1/1	7	5	0.0	0	0	0	59	100%		
Oct 28	at Jax	W	1/1	7	6	0.0	0	1	0	62	97%		
Nov 11	Dal	L	1/1	9	8	0.0	0	0	0	69	100%		
Nov 18	at NO	L	1/1	5	3	0.0	0	0	0	70	100%		
Nov 25	NYG	W	1/1	7	5	0.0	0	0	0	62	100%		
Dec 3	Was	W	1/1	5	3	0.0	0	0	0	45	100%		
Dec 9	at Dal	L	1/1	11	10	0.0	0	0	0	99	100%		
Dec 16	at LAR	W	1/1	7	6	0.0	0	0	0	76	100%		
Dec 23	Hou	W	1/1	6	6	0.0	0	0	0	65	100%		
Dec 30	at Was	W	1/1	4	4	0.0	0	2	0	45	100%		
Totals			15/15	97	77	2.0	0	4	0	920	89%		
PLAYOFFS													
Jan 6	at Chi	W	1/1	8	7	0.0	0	2	0	64	100%		
Jan 13	at NO	L	1/1	8	6	0.0	0	0	0	71	92%		
Totals			2/2	16	13	0.0	0	2	0	135	96%		

2017 GAME-BY-GAME STATISTICS (PHI)

Date	Opp	GP/S	Tot	Solo	Sk	Int	PD	FF	FR	Snaps	Pct	
Sep 10	at Was	W	1/1	4	3	0.0	0	1	0	63	100%	
Sep 17	at KC	L	1/1	4	2	0.0	0	0	0	53	100%	
Sep 24	NYG	W	1/1	7	6	0.0	0	0	0	69	100%	
Oct 1	at LAC	W	1/1	5	5	0.0	0	0	0	57	100%	
Oct 8	Ari	W	1/1	7	7	0.0	0	0	0	45	75%	
Oct 12	at Car	W	1/1	10	7	0.0	0	2	0	78	95%	
Oct 23	Was	W	1/1	3	3	0.0	0	0	0	64	100%	
Oct 29	SF	W	1/1	3	2	0.0	0	1	0	66	100%	
Nov 5	Den	W	1/1	5	4	1.0	0	0	0	54	84%	
Nov 19	at Dal	W	1/1	6	5	0.0	0	0	1	63	100%	
Nov 26	Chi	W	1/1	1	0	0.0	0	0	0	44	80%	
Dec 3	at Sea	L	1/1	6	4	0.0	0	0	0	62	100%	
Dec 10	at LAR	W	1/1	5	4	0.0	0	2	1	48	100%	
Dec 17	at NYG	W	1/1	10	7	0.0	0	2	0	88	100%	
Dec 25	Oak	W	1/1	9	8	0.0	0	0	0	69	100%	
Dec 31	Dal	L	0/0	INACTIVE								
Totals			15/15	85	67	1.0	0	8	1	923	90%	
PLAYOFFS												
Jan 13	Atl	W	1/1	3	2	1.0	0	1	0	63	100%	
Jan 21	Min	W	1/1	3	3	0.0	0	0	0	67	100%	
Feb 4	at NE	W	1/1	6	5	0.0	0	0	0	76	100%	
Totals			3/3	12	10	1.0	0	1	0	206	100%	



SEASON HIGHLIGHTS (Continued)

2013 - BUFFALO BILLS (16/2)

- Finished with 38 tackles (21 solo) and also posted a career-high 13 special teams tackles

2012 - BUFFALO BILLS (16/11)

- Started the final 11 contests of his rookie season and recorded 47 tackles (27 solo), 1 PD and 1 FR

COLLEGE HIGHLIGHTS

- Appeared in 53 games (39 starts) at Florida State. During his four-year career, recorded 306 tackles (189 solo), 21.5 TFL and 9.0 sacks. Led the Seminoles in tackles in three consecutive seasons (2009-11)
- Earned All-ACC honorable mention honors in 2011 and was named the Seminoles' MVP after totaling a team-high 86 tackles with 5 PDs, 2 sacks and 2 INTs
- In 2009, received honorable mention Sophomore All-American honors from *College Football News* after starting 12 games and leading the team with 93 tackles (61 solo)

TRANSACTIONS

2012

Drafted by BUF in 4th round (105th overall)
Signed 4-year contract

7/30/14

Suspended by NFL for 1 game

9/8/14

Activated from reserve/suspended list

3/10/16

Agreed to terms with PHI on 2-year contract

3/14/18

Agreed to terms with PHI on 5-year contract

6/29/18

Suspended by NFL for 1 game

9/7/18

Activated from Reserve/Commissioner Exempt List



2016 GAME-BY-GAME STATISTICS (PHI)

Date	Opp	GP/S	Tot	Solo	Sk	Int	PD	FF	FR	Snaps	Pct	
Sep 11	Cle	W	1/1	5	4	0.0	0	0	0	51	100%	
Sep 19	at Chi	W	1/1	1	1	0.0	1	1	0	50	96%	
Sep 25	Pit	W	1/1	4	4	0.0	0	0	0	56	93%	
Oct 9	at Det	L	1/1	6	5	0.0	0	0	1	48	79%	
Oct 16	at Was	L	1/1	9	2	0.0	0	1	0	74	100%	
Oct 23	Min	W	1/1	8	6	1.0	0	1	0	76	100%	
Oct 30	at Dal	L	1/1	7	5	0.0	0	0	0	77	99%	
Nov 6	at NYG	L	1/1	7	5	0.0	0	1	0	64	100%	
Nov 13	Atl	W	1/1	4	3	0.0	0	1	0	47	94%	
Nov 20	at Sea	L	1/1	7	6	0.0	0	0	0	66	99%	
Nov 28	GB	L	1/1	11	7	0.0	0	0	0	71	100%	
Dec 4	at Cin	L	1/1	5	4	0.0	0	0	1	61	95%	
Dec 11	Was	L	1/1	3	2	0.0	0	0	0	47	98%	
Dec 18	at Bal	L	1/1	4	3	1.0	0	0	1	57	98%	
Dec 22	NYG	W	1/1	14	9	0.0	0	0	0	89	100%	
Jan 1	Dal	W	1/1	4	1	0.0	0	0	0	56	100%	
Totals			16/16	99	67	2.0	1	5	2	1	990	97%

2015 GAME-BY-GAME STATISTICS (BUF)

Date	Opp	GP/S	Tot	Solo	Sk	Int	PD	FF	FR	Snaps	Pct		
Sep 13	Ind	W	1/1	8	7	1.0	0	0	0	75	100%		
Sep 20	NE	L	1/1	4	2	0.0	0	0	0	86	100%		
Sep 27	at Mia	W	1/1	4	4	0.0	0	0	0	76	100%		
Oct 4	NYG	L	1/1	8	7	0.0	0	1	0	71	100%		
Oct 11	at Ten	W	1/1	6	4	0.0	0	1	0	69	100%		
Oct 18	Cin	L	1/1	3	2	0.0	0	1	0	55	90%		
Oct 25	at Jax	L	1/1	1	1	0.0	0	1	0	67	100%		
Nov 8	Mia	W	1/1	7	4	0.0	0	0	0	69	100%		
Nov 12	at NYJ	W	1/1	7	4	0.0	0	0	0	56	95%		
Nov 23	at NE	L	1/1	5	3	0.0	0	0	0	67	100%		
Nov 29	at KC	L	1/1	4	4	0.0	0	0	0	37	60%		
Dec 6	Hou	W	0/0	INACTIVE (ANKLE)									
Dec 13	at Phi	L	0/0	INACTIVE (ANKLE)									
Dec 20	at Was	L	0/0	INACTIVE (ANKLE)									
Dec 27	Dal	W	0/0	INACTIVE (ANKLE)									
Jan 3	at NYJ	W	0/0	INACTIVE (ANKLE)									
Totals			11/11	57	42	1.0	0	4	0	0	728	67%	

2014 GAME-BY-GAME STATISTICS (BUF)

Date	Opp	GP/S	Tot	Solo	Sk	Int	PD	FF	FR	Snaps	Pct		
Sep 7	at Chi	W	0/0	SUSPENDED BY NFL									
Sep 14	Mia	W	1/1	7	2	0.0	0	1	0	66	84%		
Sep 21	SD	L	1/1	13	4	0.0	0	0	0	60	91%		
Sep 28	at Hou	L	1/1	3	2	1.5	1	1	0	27	40%		
Oct 5	at Det	W	0/0	INACTIVE (KNEE)									
Oct 12	NE	L	1/1	11	7	0.0	0	0	0	57	80%		
Oct 19	Min	W	1/1	7	6	0.0	0	0	0	55	87%		
Oct 26	at NYJ	W	1/1	11	10	0.0	0	1	1	79	94%		
Nov 9	KC	L	1/1	7	7	0.0	0	0	1	55	92%		
Nov 13	at Mia	L	1/1	4	4	0.0	0	0	0	62	93%		
Nov 24	NYJ	W	1/1	8	5	0.0	0	1	0	42	72%		
Nov 30	Cle	W	1/1	12	9	1.0	0	1	0	64	93%		
Dec 7	at Den	L	1/1	6	2	0.0	0	0	0	52	95%		
Dec 14	GB	W	1/1	8	4	0.0	0	2	0	63	89%		
Dec 21	at Oak	L	1/1	1	0	0.0	0	0	0	67	93%		
Dec 28	at NE	W	1/1	4	3	0.0	0	0	0	56	84%		
Totals			14/14	102	65	2.5	1	7	2	0	805	74%	

2013 GAME-BY-GAME STATISTICS (BUF)

Date	Opp	GP/S	Tot	Solo	Sk	Int	PD	FF	FR	Snaps	Pct
Sep 8	NE	L	1/0	1	1	0.0	0	0	0	19	21%
Sep 15	Car	W	1/0	1	1	0.0	0	0	0	1	1%
Sep 22	at NYJ	L	1/0	0	0	0.0	0	0	0	3	4%
Sep 29	Bal	W	1/0	1	0	0.0	0	0	0	7	11%
Oct 3	at Cle	L	1/0	0	0	0.0	0	0	0	8	12%
Oct 13	Cin	L	1/0	6	3	0.0	0	0	0	39	45%
Oct 20	at Mia	W	1/0	1	1	0.0	0	0	0	4	6%
Oct 27	at NO	L	1/0	1	0	0.0	0	0	0	20	29%
Nov 3	KC	L	1/0	2	2	0.0	0	0	0	15	26%
Nov 10	at Pit	L	1/0	4	3	0.0	0	0	0	24	35%
Nov 17	NYJ	W	1/0	0	0	0.0	0	0	0	0	0%
Dec 1	Atl	L	1/0	2	0	0.0	0	0	0	21	24%
Dec 8	at TB	L	1/1	6	4	0.0	0	0	0	47	71%
Dec 15	at Jax	W	1/0	1	1	0.0	0	0	0	14	19%
Dec 22	Mia	W	1/0	3	2	0.0	0	0	0	10	19%
Dec 29	at NE	L	1/1	9	3	0.0	0	0	0	53	71%
Totals			16/2	38	21	0.0	0	0	0	285	25%



2012 GAME-BY-GAME STATISTICS (BUF)

Date	Opp	GP/S	Tot	Solo	Sk	Int	PD	FF	FR	Snaps	Pct
Sep 9	at NYJ	L 1/0	0	0	0.0	0	0	0	0	6	9%
Sep 16	KC	W 1/0	1	0	0.0	0	0	0	0	24	33%
Sep 23	at Cle	W 1/0	0	0	0.0	0	0	0	0	0	0%
Sep 30	NE	L 1/0	0	0	0.0	0	0	0	0	0	0%
Oct 7	at SF	L 1/0	6	6	0.0	0	0	0	0	39	58%
Oct 14	at Ari	W 1/1	3	2	0.0	0	0	0	0	31	42%
Oct 21	Ten	L 1/1	4	3	0.0	0	0	0	0	34	53%
Nov 4	at Hou	L 1/1	6	4	0.0	0	0	0	0	50	78%
Nov 11	at NE	L 1/1	0	0	0.0	0	0	0	0	10	14%
Nov 15	Mia	W 1/1	3	2	0.0	0	0	0	0	24	41%
Nov 25	at Ind	L 1/1	5	2	0.0	0	0	0	0	29	40%
Dec 2	Jax	W 1/1	2	1	0.0	0	0	0	0	21	29%
Dec 9	StL	L 1/1	2	0	0.0	0	0	0	0	26	38%
Dec 16	Sea	L 1/1	4	2	0.0	0	0	0	0	32	55%
Dec 23	at Mia	L 1/1	0	0	0.0	0	1	0	0	24	38%
Dec 30	NYJ	W 1/1	11	5	0.0	0	0	0	1	45	60%
Totals		16/11	47	27	0.0	0	1	0	1	395	36%





6-5 | 335  **8th Year**

DOB: Aug. 19, 1989 (Age 29)



**Milwaukee,
Wisconsin**

**Riverside University
High School**

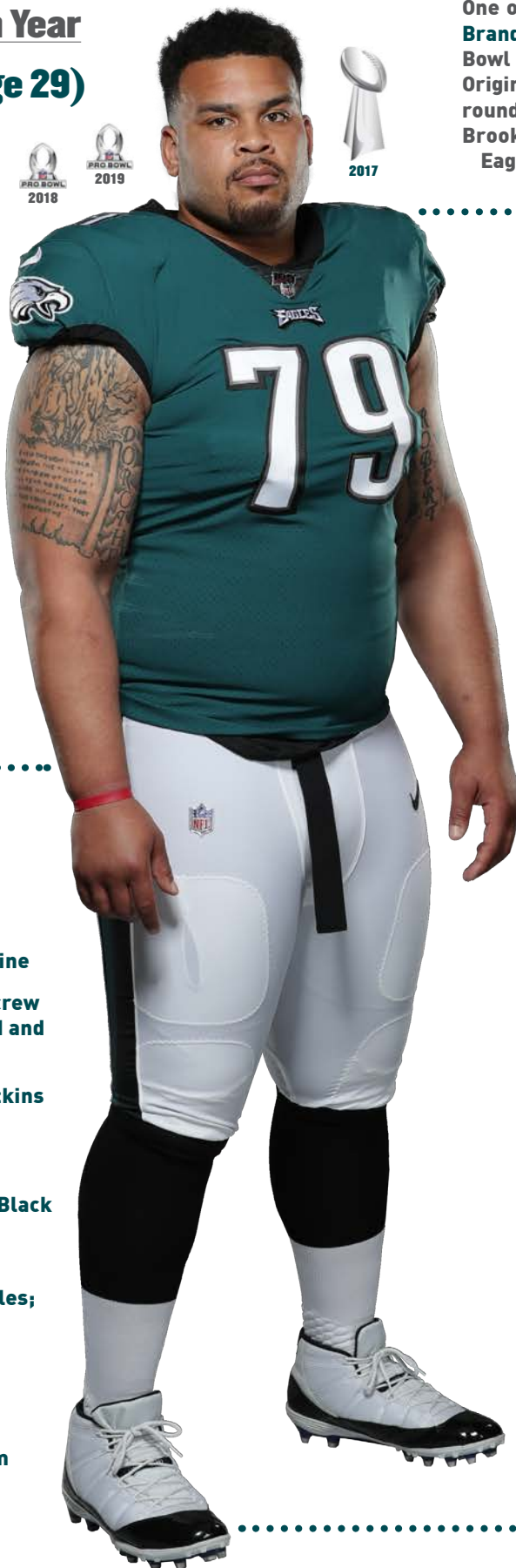


Miami (Ohio)

D3b-12 (76th overall)

by Houston

Acquired: FA-Hou-16



One of the top offensive guards in the NFL, **Brandon Brooks** has been voted to the Pro Bowl following each of the last two seasons. Originally selected by the Texans in the 3rd round (76th overall) of the 2012 NFL Draft, Brooks signed a 5-year contract with the Eagles during the 2016 offseason.

CAREER HIGHLIGHTS

- Started all 16 regular-season games and both of the team's postseason contests in 2018. Earned **Pro Bowl** honors for the second-consecutive season
- Earned his first career **Pro Bowl** nod after playing an integral role on the Eagles' **Super Bowl LII**-winning offensive line. In 2017, helped the team rank 3rd in the NFL in offensive points (414, tied) and rushing offense (132.2) and 7th in total offense (365.8)
- Started 14 games at right guard in his first season with the Eagles in 2016
- In 2015, started 14 games for Houston, opening 13 contests at right guard and 1 at left guard. Also started the Texans' Wild Card game vs. KC (1/9/16)
- Opened 15 games for the Texans at right guard in 2014 and paved the way for the Texans ground game to accumulate 2,161 yards, the 2nd-most rushing yards in a single season in franchise history and the 5th-highest total in the NFL that season. Was part of an offensive line that surrendered just 26 sacks, marking the 4th-best total in the NFL
- Became a full-time starter in 2013 and opened 15 contests for the Texans at right guard

COLLEGE HIGHLIGHTS

- Started 41 of the 45 games he played for the Miami University (Ohio) RedHawks and was a three-time All-Mid-American Conference selection

THREE-STEP DROP

First jersey:

Ray Allen, Milwaukee Bucks

If he could be any superhero:

Deadpool, The Flash, or Wolverine

First job: Worked on the grounds crew in college at Miami. Landscaped and poured concrete

Best players he has faced: Geno Atkins and Ndamukong Suh

Hobbies: Golfing and reading

Favorite Halloween costume: The Black Ranger from Power Rangers

Three favorite throwback jerseys:

Reggie White, Philadelphia Eagles; Satchel Paige; George Gervin

Favorite Philadelphia restaurant:

Ralph's Italian Resturant

Favorite books: Zero to One by

Peter Thiel, Outliers by Malcolm Gladwell, and The Road to Character by David Brooks



COMMENCEMENT SPEECH

In May 2018, Brooks returned to his alma mater at Miami (Ohio) to deliver a commencement speech to a graduating class of more than 4,000 students. His inspirational speech highlighted his battle with anxiety and also touched on the importance of having a positive outlook on life.

“I am proud of a number of accomplishments I achieved this year - Pro Bowl, Super Bowl - but I am especially proud of defeating the anxiety that has affected me in the past. Truth be told - today I’m feeling a little anxious, but I’ve learned through therapy to not worry or care about making a mistake. Why? Because the best thing about life is that it goes on.”

AN EARLY INFLUENCE

Brooks cites his former neighbor, Jarrod Johnson, as the biggest influence on his football career. Johnson, a former offensive lineman, played with the San Diego Chargers, the Pittsburgh Steelers and the Sacramento Surge of the World League. The two still talk to this day.

BIRDSEED

Brooks took up football at the age of 12 when he played tight end and middle linebacker for the Riverside Tigers. He cites his former neighbor, Jarrod Johnson, as the biggest influence on his football career. Johnson, a former offensive lineman himself, played with the San Diego Chargers, the Pittsburgh Steelers and the Sacramento Surge of the World League. The two still talk to this day.

 @bbrooks_79

CAREER STATISTICS

Year	Team	GP/S	STARTS		OFF SNAPS	
			LG	RG	No	Pct
2012	Houston	6/0	0	0	110	10%
2013	Houston	15/15	0	15	1043	93%
2014	Houston	15/15	0	15	985	89%
2015	Houston	14/14	1	13	981	83%
2016	Philadelphia	14/14	0	14	991	87%
2017	Philadelphia	16/16	0	16	1077	95%
2018	Philadelphia	16/16	0	16	1087	99%
Totals		96/90	1	89	---	---

PLAYOFFS

2012	Houston	2/0	0	0	63	40%
2015	Houston	1/1	0	1	64	100%
2017	Philadelphia	3/3	0	3	207	100%
2018	Philadelphia	2/2	0	2	82	69%
Totals		8/6	0	6	---	---

COLLEGE HIGHLIGHTS (Continued)

- Registered 287 knockdowns and 47 touchdown-resulting blocks, including 35 touchdown-resulting blocks on the RedHawks' 40 rushing touchdowns during his career
- Made the switch to right guard for his senior season (2011) and started all 12 games, earning an appearance in the East-West Shrine Game
- Missed the beginning of his junior season (2010) with an injury, but returned to start two games at left tackle and four games at left guard, helping the RedHawks go 6-0 in those contests. Despite the injury, earned All-MAC second-team honors for a second-consecutive season
- As a sophomore in 2009, earned second-team All-MAC honors after starting 12 games at left tackle and registering 12 touchdown-resulting blocks
- Was named the RedHawks Freshman of the Year as a redshirt freshman in 2008 after he started all 12 games at left guard and recorded 70 knockdowns

TRANSACTIONS

- 2012** Drafted by HOU in 3rd round (76th overall)
Signed 4-year contract
- 3/9/16** Agreed to terms with PHI on a 5-year contract



6-1 | 250  **8th Year**
DOB: Oct. 23, 1989 (Age 29)

Columbia, Maryland

Wilde Lake High School



North Carolina
D2-12 (52nd overall)
by Tennessee
Acquired: FA-Was-19

MOST TACKLES

REDSKINS PLAYERS (2017-18)

223	Zach Brown
161	Mason Foster
131	D.J. Swearinger

BIRDSEED

Brown attended Wilde Lake (MD) High School, where he was an All-Howard County selection after rushing for 1,537 yards and 20 TDs and collecting more than 90 tackles as a senior.

Brown also posted a 29-0 wrestling record, recording 17 pins and five technical falls, and captured the Maryland Class 3-A title in the 100-meter dash and 200-meter dash, becoming the first player in school history to win as tate title in track.

Brown is a native of Estill, SC and was born in Beaufort, SC. He attended Hargrave (Chatham, VA) Military Academy prior to enrolling at UNC.



Originally selected by Tennessee in the 2nd round (52nd overall) of the 2012 NFL Draft, **Zach Brown** signed with the Eagles during the 2019 offseason. Brown spent the previous two seasons (2017-18) with Washington and posted a team-leading 223 tackles in that span. In 2016, he led Buffalo with an AFC-high 149 tackles and earned his first career Pro Bowl nod as well as second-team All-Pro honors from the *Associated Press*.

MOST TACKLES PER GAME

NFL LINEBACKERS SINCE 2016

Bobby Wagner	9.32
Luke Kuechly	8.71
Kwon Alexander	8.41
Sean Lee	8.36
Christian Kirksey	8.31
Zach Brown	8.27

(min. 30 games)

MOST TACKLES FOR LOSS

NFL LINEBACKERS SINCE 2016

Von Miller	44
Chandler Jones	43
Ryan Kerrigan	41
Lavonte David	38
Terrell Suggs	35
Zach Brown	33
Luke Kuechly	33

CAREER HIGHLIGHTS

- In 2016, earned second-team **All-Pro** honors from the *Associated Press* and was named to his first career **Pro Bowl**. Finished with a career-high and AFC-leading 149 tackles
- As a rookie in 2012, tied an NFL single-game record vs. Jax. (12/30/12) with 2 INT-TDs, becoming just the 31st player in league history to accomplish the feat



CAREER STATISTICS

Year	Team	GP/S	TACKLES					PASS DEFENSE						FUMBLES			DEF SNAPS	
			Total	Solo	Asst	TFL	Sacks	Int	Yds	Lg	TD	PD	OPH	FF	FR	Yds	No	Pct
2012	Tennessee	16/14	92	68	24	11	5.5	3	156	79t	2	5	8	1	2	6	742	66%
2013	Tennessee	16/13	90	71	19	9	4.0	1	3	3	0	5	7	1	1	0	757	71%
2014	Tennessee	1/1	0	0	0	0	0.0	0	0	--	0	0	0	0	0	0	4	1%
2015	Tennessee	16/5	77	55	22	4	0.5	2	45	45	0	3	2	0	0	490	47%	
2016	Buffalo	16/16	149	97	52	11	4.0	1	0	0	0	4	8	2	0	977	91%	
2017	Washington	13/13	127	84	43	12	2.5	0	0	--	0	2	5	0	0	834	76%	
2018	Washington	16/12	96	69	27	10	1.0	0	0	--	0	1	2	2	0	703	68%	
Totals		94/74	631	444	187	57	17.5	7	204	79t	2	20	32	6	3	6	---	---

ADDITIONAL STATISTICS

Special Teams Tackles: 1 - 2013 (1)

CAREER HIGHS

Tackles	17	10/2/16 at NE
Sacks	2.0	2x, last: 9/8/13 at Pit.
INTs	2	12/30/12 at Jax.
PDs	3	12/30/12 at Jax.
FFs	2	10/2/16 at NE
FRs	1	3x, last: 12/29/13 vs. Hou.

2018 GAME-BY-GAME STATISTICS (WAS)

Date	Opp	GP/S	Tot	Solo	Sk	Int	PD	FF	FR	Snaps	Pct
Sep 9	at Ari	W	1/1	5	5	0.0	0	0	0	36	68%
Sep 16	Ind	L	1/1	9	3	0.0	0	0	0	51	84%
Sep 23	GB	W	1/1	6	3	0.0	0	0	0	50	73%
Oct 8	at NO	L	1/1	6	4	0.0	0	0	0	58	88%
Oct 14	Car	W	1/1	6	5	0.0	0	0	0	46	77%
Oct 21	Dal	W	1/1	9	8	0.0	0	0	0	35	53%
Oct 28	at NYG	W	1/1	6	3	0.0	0	1	0	43	61%
Nov 4	Atl	L	1/1	3	3	0.0	0	0	0	53	78%
Nov 11	at TB	W	1/1	9	7	0.0	0	0	1	52	75%
Nov 18	Hou	L	1/1	6	3	0.0	0	0	0	55	87%
Nov 22	at Dal	L	1/1	4	3	0.0	0	0	0	48	69%
Dec 3	at Phi	L	1/1	9	8	0.0	0	0	1	68	91%
Dec 9	NYG	L	1/0	2	1	0.0	0	0	0	28	44%
Dec 16	at Jax	W	1/0	3	2	1.0	0	0	0	18	35%
Dec 22	at Ten	L	1/0	2	2	0.0	0	0	0	24	43%
Dec 30	Phi	L	1/0	11	9	0.0	0	0	0	38	54%
Totals			16/12	96	69	1.0	0	1	2	703	68%

NOTES TO KNOW

- Ranks 6th among NFL LBs in tackles per game (8.27) since 2016, trailing only **Bobby Wagner** (9.32), **Luke Kuechly** (8.71), **Kwon Alexander** (8.41), **Sean Lee** (8.36) and **Christian Kirksey** (8.31) (min. 30 games)
- Is tied for the 6th-most TFLs (33) among NFL LBs since 2016, behind **Von Miller** (44), **Chandler Jones** (43), **Ryan Kerrigan** (41), **Lavonte David** (38) and **Terrell Suggs** (35)

SEASON HIGHLIGHTS

2018 - WASHINGTON REDSKINS (16/12)

- Ranked 2nd on the Redskins defense with 96 tackles (3rd-most of his NFL career), behind **Mason Foster** (131)

2017 - WASHINGTON REDSKINS (13/13)

- In his first season with Washington, led the team with 127 tackles and added 2.5 sacks. Despite missing the final 3 games of the season due to injury, tied for 9th in the NFL in tackles (led the league at the time of his injury)

2016 - BUFFALO BILLS (16/16)

- Earned second-team **All-Pro** honors from the *Associated Press* and was named to his first career **Pro Bowl**. Finished the season with a career-high and AFC-leading 149 tackles, while logging 4.0 sacks, 2 FFs and 1 INT
- Following a Week 4 win at NE (10/2/16), was named **AFC Defensive Player of the Week** after registering a career-high 17 tackles, 2 FFs and 1.0 sack





2017 GAME-BY-GAME STATISTICS (WAS)

Date	Opp	GP/S	Tot	Solo	Sk	Int	PD	FF	FR	Snaps	Pct
Sep 10	Phi	L 1/1	12	7	0.0	0	0	0	0	69	100%
Sep 17	at LAR	W 1/1	10	8	0.0	0	0	0	0	49	98%
Sep 24	Oak	W 1/1	11	5	0.0	0	0	0	0	51	100%
Oct 2	at KC	L 1/1	9	5	0.0	0	0	0	0	74	97%
Oct 15	SF	W 1/1	8	6	0.0	0	0	0	0	72	100%
Oct 23	at Phi	L 1/1	13	10	1.5	0	0	0	0	65	100%
Oct 29	Dal	L 1/1	12	8	0.0	0	0	0	0	68	100%
Nov 5	at Sea	W 1/1	11	8	1.0	0	0	0	0	82	99%
Nov 12	Min	L 1/1	10	5	0.0	0	0	0	0	61	100%
Nov 19	at NO	L 1/1	5	5	0.0	0	1	0	0	71	100%
Nov 23	NYG	W 1/1	9	6	0.0	0	1	0	0	55	97%
Nov 30	at Dal	L 1/1	7	6	0.0	0	0	0	0	61	91%
Dec 10	at LAC	L 1/1	10	5	0.0	0	0	0	0	56	78%
Dec 17	Ari	W 0/0	INACTIVE (ILLNESS)								
Dec 24	Den	W 0/0	INACTIVE (ACHILLES)								
Dec 31	at NYG	L 0/0	INACTIVE (ILLNESS)								
Totals		13/13	127	84	2.5	0	2	0	0	834	76%

2016 GAME-BY-GAME STATISTICS (BUF)

Date	Opp	GP/S	Tot	Solo	Sk	Int	PD	FF	FR	Snaps	Pct
Sep 11	at Bal	L 1/1	8	4	0.0	0	0	0	0	60	88%
Sep 15	NYJ	L 1/1	14	8	0.0	0	0	0	0	74	100%
Sep 25	Ari	W 1/1	12	10	0.0	0	0	0	0	49	60%
Oct 2	at NE	W 1/1	17	12	1.0	0	0	2	0	56	100%
Oct 9	at LAR	W 1/1	9	6	0.0	0	0	0	0	66	100%
Oct 16	SF	W 1/1	8	5	1.0	0	0	0	0	52	85%
Oct 23	at Mia	L 1/1	8	7	0.0	0	0	0	0	67	92%
Oct 30	NE	L 1/1	11	7	1.0	0	0	0	0	63	93%
Nov 7	at Sea	L 1/1	2	0	0.0	0	0	0	0	38	81%
Nov 20	at Cin	W 1/1	12	8	0.0	0	0	0	0	70	96%
Nov 27	Jax	W 1/1	6	3	0.0	0	0	0	0	62	91%
Dec 4	at Oak	L 1/1	9	5	0.0	0	0	0	0	70	99%
Dec 11	Pit	L 1/1	7	7	0.0	1	1	0	0	70	93%
Dec 18	Cle	W 1/1	7	6	1.0	0	1	0	0	56	97%
Dec 24	Mia	L 1/1	8	5	0.0	0	1	0	0	62	90%
Jan 1	at NYJ	L 1/1	11	4	0.0	0	1	0	0	62	100%
Totals		16/16	149	97	4.0	1	4	2	0	977	91%



SEASON HIGHLIGHTS (Continued)

2015 - TENNESSEE TITANS (16/5)

- Ranked 4th on the Titans defense with 77 tackles and tied for the team lead with 2 INTs

2013 - TENNESSEE TITANS (16/13)

- Posted the 2nd-most tackles (90) on the team and tied for 3rd with 4.0 sacks. Also had 5 PDs, 1 INT, 1 FF and 1 FR

2012 - TENNESSEE TITANS (16/14)

- As a rookie, tied an NFL single-game record vs. Jax. (12/30/12) with 2 INT-TDs, becoming just the 31st player in league history to accomplish the feat

COLLEGE HIGHLIGHTS

- Played collegiately at North Carolina, starting 23 of the 47 games in which he appeared for the Tar Heels. Opened 11 career games at weakside linebacker and 12 starts at the strongside spot. Recorded 230 career tackles (19 TFLs), 7 INTs, 5.5 sacks, 4 PDs, 3 FFs and 1 FR

TRANSACTIONS

- 2012** Drafted by TEN in 2nd round (52nd overall)
Signed 4-year contract
- 9/16/14** Placed on Injured Reserve (shoulder)
- 4/4/16** Signed by BUF
- 4/4/17** Signed by WAS
- 3/16/18** Re-signed by WAS
- 5/3/19** Signed by PHI



2015 GAME-BY-GAME STATISTICS (TEN)

Date	Opp	GP/S	Tot	Solo	Sk	Int	PD	FF	FR	Snaps	Pct	
Sep 13	at TB	W	1/1	7	6	0.0	0	0	0	0	50	71%
Sep 20	at Cle	L	1/1	7	5	0.0	0	0	0	0	49	100%
Sep 27	Ind	L	1/1	5	3	0.0	1	1	0	0	51	86%
Oct 11	Buf	L	1/0	3	2	0.0	0	0	0	0	15	28%
Oct 18	Mia	L	1/1	12	8	0.0	0	0	0	0	67	100%
Oct 25	Atl	L	1/0	5	5	0.0	0	0	0	0	33	44%
Nov 1	at Hou	L	1/0	7	1	0.5	0	1	0	0	33	52%
Nov 8	at NO	W	1/0	6	5	0.0	0	0	0	0	26	34%
Nov 15	Car	L	1/0	2	2	0.0	0	0	0	0	16	24%
Nov 19	at Jax	L	1/0	2	2	0.0	1	1	0	0	14	23%
Nov 29	Oak	L	1/0	1	1	0.0	0	0	0	0	10	14%
Dec 6	Jax	W	1/0	1	0	0.0	0	0	0	0	17	28%
Dec 13	at NYJ	L	1/0	5	3	0.0	0	0	0	0	34	47%
Dec 20	at NE	L	1/0	2	1	0.0	0	0	0	0	14	21%
Dec 27	Hou	L	1/0	4	4	0.0	0	0	0	0	27	38%
Jan 3	at Ind	L	1/1	8	7	0.0	0	0	0	0	34	48%
Totals			16/5	77	55	0.5	2	3	0	0	490	47%

2014 GAME-BY-GAME STATISTICS (TEN)

Date	Opp	GP/S	Tot	Solo	Sk	Int	PD	FF	FR	Snaps	Pct		
Sep 7	at KC	W	1/1	0	0	0.0	0	0	0	0	4	7%	
Sep 14	Dal	L	0/0	INACTIVE (SHOULDER)									
Sep 21	at Cin	L	0/0	INJURED RESERVE (SHOULDER)									
Sep 28	at Ind	L	0/0	INJURED RESERVE (SHOULDER)									
Oct 5	Cle	L	0/0	INJURED RESERVE (SHOULDER)									
Oct 12	Jax	W	0/0	INJURED RESERVE (SHOULDER)									
Oct 19	at Was	L	0/0	INJURED RESERVE (SHOULDER)									
Oct 26	Hou	L	0/0	INJURED RESERVE (SHOULDER)									
Nov 9	at Bal	L	0/0	INJURED RESERVE (SHOULDER)									
Nov 17	Pit	L	0/0	INJURED RESERVE (SHOULDER)									
Nov 23	at Phi	L	0/0	INJURED RESERVE (SHOULDER)									
Nov 30	at Hou	L	0/0	INJURED RESERVE (SHOULDER)									
Dec 7	NYG	L	0/0	INJURED RESERVE (SHOULDER)									
Dec 14	NYJ	L	0/0	INJURED RESERVE (SHOULDER)									
Dec 18	at Jax	L	0/0	INJURED RESERVE (SHOULDER)									
Dec 28	Ind	L	0/0	INJURED RESERVE (SHOULDER)									
Totals			1/1	0	0	0.0	0	0	0	0	4	1%	

2013 GAME-BY-GAME STATISTICS (TEN)

Date	Opp	GP/S	Tot	Solo	Sk	Int	PD	FF	FR	Snaps	Pct	
Sep 8	at Pit	W	1/1	8	8	2.0	0	1	0	0	53	100%
Sep 15	at Hou	L	1/1	12	11	0.0	0	0	0	0	71	87%
Sep 22	SD	W	1/1	1	1	0.0	0	0	0	0	31	53%
Sep 29	NYJ	W	1/1	6	6	1.0	0	0	1	0	52	80%
Oct 6	KC	L	1/1	2	1	0.0	0	0	0	0	39	56%
Oct 13	at Sea	L	1/1	9	5	0.0	0	0	0	0	62	91%
Oct 20	SF	L	1/1	6	3	0.0	0	0	0	0	60	92%
Nov 3	at StL	W	1/1	4	3	0.0	0	0	0	0	68	97%
Nov 10	Jax	L	1/0	5	4	0.0	0	0	0	0	38	63%
Nov 14	Ind	L	1/1	3	2	0.0	0	0	0	0	46	65%
Nov 24	at Oak	W	1/1	8	5	0.0	1	2	0	0	48	84%
Dec 1	at Ind	L	1/1	8	7	1.0	0	1	0	0	64	99%
Dec 8	at Den	L	1/0	5	5	0.0	0	0	0	0	38	40%
Dec 15	Ari	L	1/1	2	2	0.0	0	0	0	0	6	9%
Dec 22	at Jax	W	1/0	4	4	0.0	0	0	0	0	33	57%
Dec 29	Hou	W	1/1	8	5	0.0	0	1	0	1	48	81%
Totals			16/13	90	71	4.0	1	5	1	1	757	71%

2012 GAME-BY-GAME STATISTICS (TEN)

Date	Opp	GP/S	Tot	Solo	Sk	Int	PD	FF	FR	Snaps	Pct	
Sep 9	NE	L	1/0	3	1	0.0	0	0	0	0	8	12%
Sep 16	at SD	L	1/1	10	6	1.0	0	0	1	0	54	67%
Sep 23	Det	W	1/1	4	3	0.0	0	0	0	0	6	6%
Sep 30	at Hou	L	1/1	6	3	0.0	0	0	0	0	45	75%
Oct 7	at Min	L	1/1	7	5	0.0	0	0	0	0	39	57%
Oct 11	Pit	W	1/1	4	3	0.0	0	1	0	0	27	42%
Oct 21	at Buf	W	1/0	3	2	0.0	0	0	0	0	7	12%
Oct 28	Ind	L	1/1	4	4	0.0	0	0	0	0	56	74%
Nov 4	Chi	L	1/1	10	7	0.0	0	0	0	1	67	97%
Nov 11	at Mia	W	1/1	4	4	0.0	1	1	0	0	51	85%
Nov 25	at Jax	L	1/1	10	8	1.5	0	0	0	0	57	89%
Dec 2	Hou	L	1/1	5	4	0.0	0	0	0	0	71	97%
Dec 9	at Ind	L	1/1	3	3	0.0	0	0	0	0	57	81%
Dec 17	NYJ	W	1/1	7	6	2.0	0	0	0	1	64	94%
Dec 23	at GB	L	1/1	9	8	0.0	0	0	0	0	72	92%
Dec 30	Jax	W	1/1	4	1	1.0	2	3	0	0	61	82%
Totals			16/14	92	68	5.5	3	5	1	2	742	66%

RB COREY CLEMENT 30



5-10 | 220  **3rd Year**

DOB: Nov. 2, 1994 (Age 24)

**Glassboro,
New Jersey**

**Glassboro
High School**



**Wisconsin
UDFA ('17) by Philadelphia**

MOST SUPER BOWL RECEIVING YARDS

NFL ROOKIE HISTORY

109 Chris Matthews (XLIX)

109 Torry Holt (XXXIV)

107 Cris Collinsworth (XVII)

100 Corey Clement (LII)

THREE-STEP DROP

Prized possession: His college degree

Desired talent: Ability to sing like Bruno Mars

Surprisingly good at: Making breakfast

If he could play another sport, what position: NBA point guard

Player he models his game after: Le'Veon Bell

Favorite athletes growing up: Marshall Faulk, Derek Fisher, Steve Nash, Barry Sanders

Favorite TV show: *Friends*



Signed by Philadelphia as an undrafted free agent in 2017, **Corey Clement** (pronounced CLEM-int) became the first undrafted Eagle to register 1,200+ all-purpose yards (1,294) in their first two NFL seasons since **Derrick Witherspoon** from 1995-96 (1,737). Clement caught a team-high 100 receiving yards in **Super Bowl LII** and fielded the snap on the "Philly Special," one of the most memorable trick plays in league history.

MOST OFFENSIVE TDS

EAGLES RUNNING BACKS SINCE 2017

Corey Clement 8

Wendell Smallwood 6

Jay Ajayi 5

Several players tied 3

MOST ALL-PURPOSE YARDS

UNDRAFTED EAGLES (FIRST TWO SEASONS)

D. Witherspoon (1995-96) 1,737

Bosh Pritchard (1942, '46) 1,325

Vaughn Hebron (1993-94) 1,319

Corey Clement (2017-18) 1,294

Hal Giancanelli (1953-54) 1,163

CAREER HIGHLIGHTS

- Posted a career-high 100 receiving yards in **Super Bowl LII**, including a 22-yard TD reception. Became just the fourth rookie in NFL history with 100+ receiving yards in the Super Bowl, joining **Chris Matthews** (109 - XLIX with Seattle), **Torry Holt** (109 - XXXIV with St. Louis) and **Cris Collinsworth** (107 - XVI with Cincinnati)
- Fielded the snap on one of the most memorable trick plays in NFL history in **Super Bowl LII**, known as the "Philly Special," when **Nick Foles** caught a TD from **Trey Burton** on fourth down



CAREER STATISTICS

Year	Team	GP/S	RUSHING					RECEIVING					OFF SNAPS			KICK RETURNS				
			Att	Yds	Avg	Lg	TD	Rec	Yds	Avg	Lg	TD	TYS	No	Pct	Ret	Yds	Avg	Lg	TD
2017	Philadelphia	16/0	74	321	4.3	28	4	10	123	12.3	28	2	444	256	23%	2	49	24.5	35	0
2018	Philadelphia	11/0	68	259	3.8	32	2	22	192	8.7	23	0	451	238	22%	13	333	25.6	48	0
Totals		27/0	142	580	4.1	32	6	32	315	9.8	28	2	895	---	---	15	382	25.5	48	0

PLAYOFFS

2017	Philadelphia	3/0	6	33	5.5	14	0	10	139	13.9	55	1	172	61	29%	2	47	23.5	25	0
2018	Philadelphia	0/0	PLACED ON INJURED RESERVE (KNEE) ON 12/11/18																	
Totals		3/0	6	33	5.5	14	0	10	139	13.9	55	1	172	61	29%	2	47	23.5	25	0

ADDITIONAL STATISTICS

Fumbles/Lost: 4/0 - 2018 (4/0) **Special Teams Fumbles/Lost:** 2/0 - 2018 (2/0) **Punt Returns:** 6-17 - 2018 (6-17) **2-Point Conversion:** 1 rushing at Dallas (11/19/17)

CAREER HIGHS

Rush Attempts	16	9/23/18 vs. Ind.
Rushing Yards	56	9/23/18 vs. Ind.
Rushing Long	32	11/25/18 vs. NYG
Rushing TDs	2	11/5/17 vs. Den.
Receptions	5	2x, last: 9/16/18 at TB
Receiving Yards	100	2/4/18 at NE (SB)
Receiving Long	55	2/4/18 at NE (SB)
Receiving TDs	1	3x, last: 2/4/18 at NE (SB)
Scrimmage Yards	108	2/4/18 at NE (SB)
Offensive TDs	3	11/5/17 vs. Den.
Kickoff Returns	4	2x, last: 11/18/18 at NO
Kickoff Return Yards	114	11/18/18 at NO
Kickoff Return Long	48	11/18/18 at NO

SEASON HIGHLIGHTS

2018 - PHILADELPHIA EAGLES (11/0, 0/0)

- Totaled career highs in receptions (22), receiving yards (192) and scrimmage yards (451). Also led the team in kickoff return yards (333) and kickoff return average (25.6)
- Registered a career-long 32-yard run in the second quarter of the 25-22 win vs. NYG (11/25/18). Marked the 2nd-longest play from scrimmage of his career (55-yard reception on 2/4/18 vs. New England in **Super Bowl LII**)
- Recorded career highs in kickoff returns (4) and kickoff return yards (114) and registered the longest kickoff return (48 yards) of his career at NO (11/18/18)
- Produced career highs in rush attempts (16) and rushing yards (56) in the 20-16 win vs. Ind. (9/23/18)
- Rushed for a game-tying (7-7), 15-yard TD in the second quarter at TB (9/16/18). The score tied for the longest rushing TD of his career (also 9/24/17 vs. N.Y. Giants)

2017 - PHILADELPHIA EAGLES (16/0, 3/0)

- Posted a career-high 100 receiving yards in **Super Bowl LII**, including a 22-yard TD reception. Became just the fourth rookie in NFL history with 100+ receiving yards in the Super Bowl, joining **Chris Matthews** (109 - XLIX with Seattle), **Torry Holt** (109 - XXXIV with Seattle) and **Cris Collinsworth** (107- XVI with Cincinnati)



BIRDSEED

Clement prepped at Glassboro HS (Glassboro, NJ), where he was coached by Mark Maccarone. He was selected to the Semper Fidelis All-American Bowl after finishing his high school career with an outstanding 6,245 rushing yards, 34 rushing TDs and 90 total TDs. Clement, who set the New Jersey state record with 479 yards against Gloucester City, earned first-team all-state honors after rushing for 2,323 yards and 33 TDs while also recording 47 tackles and 8.0 sacks as a senior. He also ran for 2,510 yards and 36 total TDs as a junior and tallied 1,205 rushing yards and 15 TDs as a sophomore.

Clement is the son of Latanya and Steve Clement. He majored in life sciences communication at the University of Wisconsin and interned at Merrill Lynch during the summer of 2016.

@CoreyClement_6 @yeroc_



2018 GAME-BY-GAME STATISTICS (PHILADELPHIA)

Date	Opp	GP/S	RUSHING						RECEIVING					SNAPS			KICK RETURNS				
			Att	Yds	Avg	Lg	TD	Rec	Yds	Avg	Lg	TD	TYS	No	Pct	Ret	Yds	Avg	Lg	TD	
Sep 6	Atl	W	1/0	5	26	5.2	21	0	0	0	---	--	0	26	13	18%	0	0	---	--	0
Sep 16	at TB	L	1/0	6	30	5.0	15t	1	5	55	11.0	19	0	85	33	42%	0	0	---	--	0
Sep 23	Ind	W	1/0	16	56	3.5	16	0	3	19	6.3	8	0	75	45	55%	0	0	---	--	0
Sep 30	at Ten	L	0/0	INACTIVE (QUADRICEP)																	
Oct 7	Min	L	0/0	DID NOT PLAY																	
Oct 11	at NYG	W	1/0	11	43	3.9	14	1	3	26	8.7	20	0	69	26	37%	0	0	---	--	0
Oct 21	Car	L	1/0	8	6	0.8	4	0	2	16	8.0	11	0	22	25	37%	0	0	---	--	0
Oct 28	at Jax	W	1/0	4	6	1.5	5	0	1	-1	-1.0	-1	0	5	13	21%	1	17	17.0	17	0
Nov 11	Dal	L	1/0	5	13	2.6	11	0	1	-5	-5.0	-5	0	8	18	29%	4	93	23.3	26	0
Nov 18	at NO	L	1/0	2	11	5.5	8	0	2	4	2.0	4	0	15	14	27%	4	114	28.5	48	0
Nov 25	NYG	W	1/0	5	45	9.0	32	0	2	31	15.5	23	0	76	24	37%	2	51	25.5	26	0
Dec 3	Was	W	1/0	5	27	5.4	11	0	3	47	15.7	23	0	74	23	31%	1	22	22.0	22	0
Dec 9	at Dal	L	1/0	1	-4	-4.0	-4	0	0	0	---	--	0	-4	4	8%	1	36	36.0	36	0
Dec 16	at LAR	W	0/0	INJURED RESERVE (KNEE)																	
Dec 23	Hou	W	0/0	INJURED RESERVE (KNEE)																	
Dec 30	at Was	W	0/0	INJURED RESERVE (KNEE)																	
Totals			11/0	68	259	3.8	32	2	22	192	8.7	23	0	451	238	22%	13	333	25.8	48	0

PLAYOFFS

Jan 6	at Chi	W	0/0	INJURED RESERVE (KNEE)																	
Jan 13	at NO	L	0/0	INJURED RESERVE (KNEE)																	
Totals			0/0	0	0	---	--	0	0	0	---	--	0	0	---	---	0	0	---	--	0



SEASON HIGHLIGHTS (Continued)

- Registered a career-long 55-yard reception in **Super Bowl LII**. Marked the longest catch by a RB in the Super Bowl since **Kenny King's** 80-yard TD vs. Philadelphia with Oakland in Super Bowl XV
- Fielded the snap on one of the most memorable trick plays in NFL history in **Super Bowl LII**, known as the "Philly Special," when **Nick Foles** caught a TD from **Trey Burton**
- Totaled a career-high-tying 5 catches in the Divisional Playoff win vs. Atl. (1/13/18). Became the first Eagles rookie with 5+ catches in a playoff game since **Jeremy Maclin** (7) on 1/9/10 at Dallas
- His 6 TDs (team-high 4 rushing TDs) in the regular season tied for the 4th-most ever by an Eagles rookie RB, behind **Mel Bleeker** in 1944 (8), **Don Johnson** in 1953 (7) and **Steve Van Buren** in 1944 (7)
- Tacked on the first 2-point conversion of his career after scoring his 6th TD of the season (4th rushing TD) on the opening drive of the second half at Dal. (11/19/17)
- Produced a career-high 3 TDs (2 rushing, 1 receiving) in the 51-23 win vs. Den. (11/5/17). Became the first Eagle with 2+ rushing TDs and 1+ receiving TD in a game since **Brian Westbrook** on 11/27/08 vs. Arizona and the first Eagles rookie since **Don Johnson** on 11/15/53 at Baltimore
- Made an acrobatic catch for his first career receiving TD on a 9-yard pass from **Carson Wentz** vs. Was. (10/23/17)



2017 GAME-BY-GAME STATISTICS (PHILADELPHIA)

Date	Opp	GP/S	RUSHING						RECEIVING					SNAPS			KICK RETURNS					
			Att	Yds	Avg	Lg	TD	Rec	Yds	Avg	Lg	TD	TYS	No	Pct	Ret	Yds	Avg	Lg	TD		
Sep 10	at Was	W	1/0	0	0	---	--	0	0	0	---	--	0	0	0	0	0%	0	0	---	--	0
Sep 17	at KC	L	1/0	0	0	---	--	0	0	0	---	--	0	0	1	1%	0	0	---	--	0	
Sep 24	NYG	W	1/0	6	22	3.7	15t	1	0	0	---	--	0	22	8	4%	1	35	35.0	35	0	
Oct 1	at LAC	W	1/0	10	30	3.0	10	0	0	0	---	--	0	30	19	24%	0	0	---	--	0	
Oct 8	Ari	W	1/0	7	17	2.4	6	0	1	22	22.0	22	0	39	23	34%	0	0	---	--	0	
Oct 12	at Car	W	1/0	2	2	1.0	3	0	0	0	---	--	0	2	10	16%	0	0	---	--	0	
Oct 23	Was	W	1/0	1	6	6.0	6	0	1	9	9.0	9t	1	15	12	18%	0	0	---	--	0	
Oct 29	SF	W	1/0	10	54	5.4	22	0	0	0	---	--	0	54	19	27%	0	0	---	--	0	
Nov 5	Den	W	1/0	12	51	4.3	28	2	1	15	15.0	15t	1	66	28	41%	0	0	---	--	0	
Nov 19	at Dal	W	1/0	6	50	8.3	17	1	0	0	---	--	0	50	19	30%	0	0	---	--	0	
Nov 26	Chi	W	1/0	4	27	6.8	9	0	1	12	12.0	12	0	39	15	19%	0	0	---	--	0	
Dec 3	at Sea	L	1/0	3	7	2.3	8	0	3	30	10.0	23	0	37	28	37%	0	0	---	--	0	
Dec 10	at LAR	W	1/0	6	24	4.0	11	0	1	28	28.0	28	0	52	27	30%	0	0	---	--	0	
Dec 17	at NYG	W	1/0	4	17	4.3	10	0	1	1	1.0	1	0	18	10	15%	1	14	14.0	14	0	
Dec 25	Oak	W	1/0	2	14	7.0	12	0	1	6	6.0	6	0	20	27	40%	0	0	---	--	0	
Dec 31	Dal	L	1/0	1	0	0.0	0	0	0	0	---	--	0	0	11	19%	0	0	---	--	0	
Totals			16/0	74	321	4.3	28	4	10	123	13.0	28	2	444	256	23%	2	49	24.5	35	0	

PLAYOFFS

Jan 13	Atl	W	1/0	1	5	5.0	5	0	5	31	6.2	11	0	36	16	24%	1	22	22.0	22	0
Jan 21	Min	W	1/0	2	20	10.0	14	0	1	8	8.0	8	0	28	21	32%	0	0	---	--	0
Feb 4	at NE	W	1/0	3	8	2.7	6	0	4	100	25.0	55	1	108	24	32%	1	25	25.0	25	0
Totals			3/0	6	33	5.5	14	0	10	139	13.9	55	1	172	61	29%	2	47	23.5	25	0



SEASON HIGHLIGHTS (Continued)

- Registered his first career TD on a 15-yard run that tied the game, 21-21, in the win vs. NYG (9/24/17)

COLLEGE HIGHLIGHTS

- A member of the winningest senior class in Wisconsin history (41-13, .759). Rushed for 3,092 yards and 36 TDs on 576 attempts (5.4 avg.) while adding 29 catches for 279 yards and 2 TDs in 43 career games (15 starts)
- Earned first-team All-Big Ten honors after posting career highs with 314 carries for 1,375 yards (4.3 avg.) and 15 TDs in 13 games (all starts) as a senior in 2016
- Finished his senior season with eight 100+ yard rushing games, including five straight to end the year. Rushed for a career-high-tying 164 yards vs. Ohio State (10/15/16) and vs. Penn State (12/3/16)
- Played in all 14 games as a sophomore in 2014, rushing 147 times for 949 yards (6.5 avg.) and 9 TDs. Combined with **Melvin Gordon** (2,587) to set the single-season FBS record for rushing yards by teammates at 3,536 yards. Registered a career-high 164 yards vs. Illinois (11/11/14)

TRANSACTIONS

- 2017** Signed by PHI as undrafted free agent
- 12/11/18** Placed on Injured Reserve (knee)



5-10 | 191  **4th Year**

DOB: Aug. 8, 1993 (Age 25)

Olney, Maryland 

Our Lady of Good Counsel High School



Auburn

D6-16 (196th overall)

by Philadelphia

Acquired: W-LAR-19



Blake Countess was originally selected by the Eagles in the 6th round (196th overall) of the 2016 NFL Draft. Countess spent the first three seasons of his career with the Rams, appearing in 37 games (4 starts) and totaling 39 tackles (25 solo) and 2 INTs. The Maryland native also led Los Angeles in special teams tackles in each of the last two seasons (7 in 2017, 5 in 2018).

SPECIAL TEAMS TACKLES

RAMS PLAYERS IN 2018

Blake Countess	5
Bryce Hager	4
Khadarel Hodge	4
Ramik Wilson	4
Justin Davis	3

RAMS PLAYERS IN 2017

Blake Countess	7
Samson Ebukam	6
Cory Littleton	4
Several players tied	3

In 2015, Countess started all 13 games and totaled a career-high 71 tackles, 2 INTs and 11 PDs at Auburn.

BIRDSEED

Countess played DB and WR at Our Lady of Good Counsel (Olney, MD) High School, winning back-to-back Washington Catholic Athletic Conference titles. He finished his high school career with 44 PDs and earned a spot in the U.S. Army All-American game.

Blake is the son of Wendell and Melody Countess and has a brother, Drew, and a sister, Marquise. He earned a bachelor's degree from Michigan in sport management and enrolled in a graduate program at Auburn to pursue his master's in adult education.

 @TheeCount2  @blakeco.2

THREE-STEP DROP

Hobbies: Bowling (began with friends at Michigan in 2015 at an alley that offered two-dollar games on Thursday nights)

Bucket list: Bowl a perfect 300, skydive

Current/former players he admires: Tyrann Mathieu and Deion Sanders

SEASON HIGHLIGHTS

2018 - LOS ANGELES RAMS (16/1, 3/0)

- Played a key role on a Rams special teams unit that reached **Super Bowl LIII**. Led the Rams in special teams tackles (5) for a second consecutive season and ranked 3rd on the team in special teams snaps (356, 75%)
- Intercepted a third-down attempt by 49ers QB **Nick Mullens** intended for TE **George Kittle** at the LAR 2 in the 48-32 win vs. SF (12/30/18)
- Recovered a blocked punt of Chargers P **Drew Kaser** by LB **Cory Littleton** in the end zone for a TD in the 35-23 victory vs. LAC (9/23/18). Marked his 2nd career TD and first since 12/10/17 vs. Philadelphia



CAREER STATISTICS

Year	Team	GP/S	TACKLES					PASS DEFENSE						FUMBLES			DEF SNAPS	
			Total	Solo	Asst	TFL	Sacks	Int	Yds	Lg	TD	PD	QPH	FF	FR	Yds	No	Pct
2016	L.A. Rams	5/2	19	11	8	0	1.0	0	0	--	0	0	3	0	0	0	141	13%
2017	L.A. Rams	16/1	16	12	4	1	0.0	1	0	19	0	1	0	0	0	164	15%	
2018	L.A. Rams	16/1	4	2	2	0	0.0	1	0	0	0	2	0	0	0	58	6%	
Totals		37/4	39	25	14	1	1.0	2	0	19	0	3	3	0	0	---	---	

PLAYOFFS

2017	L.A. Rams	1/0	1	0	1	0	0.0	0	0	--	0	0	0	0	0	0	1	1%
2018	L.A. Rams	3/0	0	0	0	0	0.0	0	0	--	0	0	0	0	0	0	7	4%
Totals		4/0	1	0	1	0	0.0	0	0	--	0	0	0	0	0	0	---	---

ADDITIONAL STATISTICS

Special Teams Tackles: 13 - 2018 (5), 2017 (7), 2016 (1) **Blocked Punt Return TDs:** 2 - 9/23/18 vs. LAC, 12/10/17 vs. Phi. **Kickoff Returns:** 17-419 [24.6 avg.] in 2018

CAREER HIGHS

Tackles	11	12/24/16 vs. SF
Sacks	1.0	12/24/16 vs. SF
INTs	1	2x, last: 12/30/18 vs. SF
PDs	1	3x, last: 12/30/18 vs. SF
FFs	--	---
FRs	--	---

SEASON HIGHLIGHTS (Continued)

2017 - LOS ANGELES RAMS (16/1, 1/0)

- Finished the regular season with a team-leading, career-high 7 special teams tackles. Ranked 2nd on the Rams in special teams snaps (325, 65%)
- Returned a blocked punt of Eagles P **Donnie Jones** by WR **Mike Thomas** 16 yards for a TD vs. Phi. (12/10/17). Marked the first score of his NFL career
- Notched his first career INT off of Texans QB **Tom Savage** and returned it 19 yards in the 33-7 win vs. Hou. (11/12/17)

2016 - LOS ANGELES RAMS (5/2)

- Finished his rookie season with a career-high 19 tackles
- Posted a career-high 11 tackles (8 solo) as well as his first career sack vs. SF (12/24/16)

COLLEGE HIGHLIGHTS

- As a graduate transfer at Auburn in 2015, opened all 13 contests for the Tigers and compiled a career-high 71 tackles, 2 INTs and 11 PDs
- Earned three letters for the Michigan Wolverines prior to transferring to Auburn. During his time in Ann Arbor, appeared in 38 games with 30 starts, garnering All-Big Ten honorable mention recognition from the coaches in 2014 and All-Big Ten first team honors from the media in 2013
- Made immediate contributions as a freshman in 2011 and was named to the Big Ten All-Freshman Team by ESPN.com and BTN.com. Played in 12 games (6 starts) and finished with 44 tackles (30 solo), 1 FF and 6 PDs

TRANSACTIONS

- 2016** Drafted by PHI in 6th round (196th overall)
Signed 4-year contract
- 9/3/16** Waived by PHI
- 9/5/16** Signed by LAR to practice squad
- 11/18/16** Activated by LAR from PS to active roster
- 5/2/19** Waived by LAR
- 5/3/19** Claimed by PHI off waivers from LAR





2018 GAME-BY-GAME STATISTICS (LAR)

Date	Opp	GP/S	Tot	Solo	Sk	Int	PD	FF	FR	Snaps	Pct
Sep 10	at Oak	W	1/0	0	0	0.0	0	0	0	0	0%
Sep 16	Ari	W	1/0	0	0	0.0	0	0	0	10	22%
Sep 23	LAC	W	1/0	0	0	0.0	0	0	0	0	0%
Sep 27	Min	W	1/0	0	0	0.0	0	0	0	0	0%
Oct 7	at Sea	W	1/0	0	0	0.0	0	0	0	0	0%
Oct 14	at Den	W	1/0	0	0	0.0	0	0	0	0	0%
Oct 21	at SF	W	1/0	1	1	0.0	0	1	0	11	19%
Oct 28	GB	W	1/0	0	0	0.0	0	0	0	0	0%
Nov 4	at NO	L	1/0	0	0	0.0	0	0	0	0	0%
Nov 11	Sea	W	1/0	0	0	0.0	0	0	0	0	0%
Nov 19	KC	W	1/0	0	0	0.0	0	0	0	0	0%
Dec 2	at Det	W	1/0	0	0	0.0	0	0	0	0	0%
Dec 9	at Chi	L	1/0	0	0	0.0	0	0	0	2	3%
Dec 16	Phi	L	1/0	0	0	0.0	0	0	0	0	0%
Dec 23	at Ari	W	1/0	1	0	0.0	0	0	0	14	26%
Dec 30	SF	W	1/1	2	1	0.0	1	1	0	21	34%
Totals			16/1	4	2	0.0	1	2	0	58	6%

PLAYOFFS

Jan 12	Dak	W	1/0	0	0	0.0	0	0	0	2	3%
Jan 20	at NO	W	1/0	0	0	0.0	0	0	0	4	6%
Feb 3	NE	L	1/0	0	0	0.0	0	0	0	1	1%
Totals			3/0	0	0	0.0	0	0	0	7	4%

2016 GAME-BY-GAME STATISTICS (LAR)

Date	Opp	GP/S	Tot	Solo	Sk	Int	PD	FF	FR	Snaps	Pct
Sep 12	at SF	L	---								
Sep 18	Sea	W	---								
Sep 25	at TB	W	---								
Oct 2	at Ari	W	---								
Oct 9	Buf	L	---								
Oct 16	at Det	L	---								
Oct 23	NYG	L	---								
Nov 6	Car	L	---								
Nov 13	at NYJ	W	---								
Nov 20	Mia	L	0/0								
Nov 27	at NO	L	1/0	0	0	0.0	0	0	0	3	4%
Dec 4	at NE	L	1/0	0	0	0.0	0	0	0	0	0%
Dec 11	Atl	L	0/0								
Dec 15	at Sea	L	1/0	0	0	0.0	0	0	0	3	5%
Dec 24	SF	L	1/1	11	8	1.0	0	0	0	74	99%
Jan 1	Ari	L	1/1	8	3	0.0	0	0	0	61	87%
Totals			5/2	19	11	1.0	0	0	0	141	13%

2017 GAME-BY-GAME STATISTICS (LAR)

Date	Opp	GP/S	Tot	Solo	Sk	Int	PD	FF	FR	Snaps	Pct
Sep 10	Ind	W	1/0	2	2	0.0	0	0	0	14	28%
Sep 17	Was	L	1/0	1	1	0.0	0	0	0	9	13%
Sep 21	at SF	W	1/0	0	0	0.0	0	0	0	0	0%
Oct 1	at Dal	W	1/0	0	0	0.0	0	0	0	2	3%
Oct 8	Sea	L	1/0	1	1	0.0	0	0	0	5	7%
Oct 15	at Jax	W	1/0	0	0	0.0	0	0	0	0	0%
Oct 22	Ari	W	1/0	2	2	0.0	0	0	0	18	36%
Nov 5	at NYG	W	1/0	3	1	0.0	0	0	0	12	18%
Nov 12	Hou	W	1/0	0	0	0.0	1	1	0	10	14%
Nov 19	at Min	L	1/0	3	2	0.0	0	0	0	15	19%
Nov 26	NO	W	1/0	1	1	0.0	0	0	0	36	63%
Dec 3	at Ari	W	1/0	0	0	0.0	0	0	0	0	0%
Dec 10	Phi	L	1/0	0	0	0.0	0	0	0	1	1%
Dec 17	at Sea	W	1/0	0	0	0.0	0	0	0	9	16%
Dec 24	at Ten	W	1/0	0	0	0.0	0	0	0	0	0%
Dec 31	SF	L	1/1	3	2	0.0	0	0	0	33	52%
Totals			16/1	16	12	0.0	1	1	0	164	15%

PLAYOFFS

Jan 6	Atl	L	1/0	1	0	0.0	0	0	0	1	1%
Totals			1/0	1	0	0.0	0	0	0	1	1%



DT FLETCHER COX 91



6-4 | 310 🇺🇸 **8th Year**
DOB: Dec. 13, 1990 (Age 28)

**Yazoo City,
Mississippi**



**Yazoo City
High School**



Mississippi State
D1-12 (12th overall)
by Philadelphia



One of the NFL's best defensive players, Fletcher Cox was originally selected by the Eagles with the 12th-overall pick in the 2012 NFL Draft. A four-time Pro Bowler and four-time All-Pro honoree, Cox has produced 44.5 career sacks (career-high 10.5 sacks in 2018), which are the most by an interior DL in franchise history.



CAREER SACKS

ALL-TIME EAGLES INTERIOR DL



FLETCHER COX
44.5



ANDY HARMON
39.5



KEN CLARKE
32.5



COREY SIMON
32.0

MOST SACKS

EAGLES PLAYERS IN 2018

10.5	Fletcher Cox
9.0	Michael Bennett
6.5	Chris Long
4.0	Brandon Graham
3.0	Jordan Hicks

THREE-STEP DROP

Favorite meal: Mom's baked beans, mac and cheese, grilled chicken and pork chops

Best player he has ever faced: Cowboys T Tyrone Smith

If he could play another sport, what position: First baseman, New York Yankees

First jersey owned: LaDarian Tomlinson, San Diego Chargers

Three favorite throwback jerseys: Michael Jordan, Chicago Bulls; Ronnie Lott, San Francisco 49ers; Ken Griffey Jr., Cincinnati Reds

CAREER HIGHLIGHTS

- Is a four-time **Pro Bowl** selection (2015-18), the most ever by an Eagles DT
- Earned first-team **All-Pro** honors from the *Associated Press* for the first time in his career after producing a career-high 10.5 sacks in 2018. Also voted second-team **All-Pro** in 2014, 2015 and 2017
- His 44.5 career sacks are the most by an interior defensive lineman in Eagles history. Ranks 6th overall in team history, behind **Reggie White** (124.0), **Trent Cole** (85.5), **Clyde Simmons** (76.0), **Hugh Douglas** (54.5) and **Greg Brown** (50.5)

SEASON HIGHLIGHTS

2018 - PHILADELPHIA EAGLES (16/16, 2/2)

- Named to the **Pro Bowl** and voted first-team **All-Pro** by the *Associated Press* after logging a career-high 10.5 sacks



CAREER STATISTICS

Year	Team	GP/S	TACKLES					PASS DEFENSE						FUMBLES			DEF SNAPS	
			Total	Solo	Asst	TFL	Sacks	Int	Yds	Lg	TD	PD	QPH	FF	FR	Yds	No	Pct
2012	Philadelphia	15/9	65	46	19	7	5.5	0	0	--	0	2	24	0	0	0	509	49%
2013	Philadelphia	16/16	66	44	22	1	3.0	0	0	--	0	3	21	0	1	3	882	73%
2014	Philadelphia	16/16	70	59	11	7	4.0	0	0	--	0	0	14	1	3	21	921	80%
2015	Philadelphia	16/16	104	80	24	16.5	9.5	0	0	--	0	0	32	3	2	0	983	81%
2016	Philadelphia	16/16	53	34	19	10	6.5	0	0	--	0	4	21	1	1	0	773	76%
2017	Philadelphia	14/14	35	23	12	4	5.5	0	0	--	0	3	34	1	2	20	608	59%
2018	Philadelphia	16/16	53	38	15	15	10.5	0	0	--	0	1	74	1	1	0	830	80%
Totals		109/103	446	324	122	60.5	44.5	0	0	--	0	13	219	7	10	44	---	---

PLAYOFFS

2013	Philadelphia	1/1	3	3	0	0	0.0	0	0	--	0	0	0	0	0	0	61	85%
2017	Philadelphia	3/3	13	10	3	2	1.0	0	0	--	0	0	13	0	0	0	178	86%
2018	Philadelphia	2/2	7	4	3	1	0.0	0	0	--	0	0	5	0	0	0	96	68%
Totals		6/6	23	17	6	3	1.0	0	0	--	0	0	18	0	0	0	---	---

ADDITIONAL STATISTICS

Fumble Recovery TDs: 2 - 9/10/17 at Washington (20 yards); 9/7/14 at Jacksonville (17 yards)

CAREER HIGHS

Tackles	13	12/7/14 vs. Sea.
Sacks	3.0	2x, last: 12/30/18 at Was.
INTs	--	---
PDs	2	10/12/17 at Car.
FFs	2	10/11/15 vs. NO
FRs	1	10x, last: 12/23/18 vs. Hou.

SEASON HIGHLIGHTS (Continued)

- Earned **NFC Defensive Player of the Week** honors after leading the Eagles defense with a career-high-tying 3.0 sacks along with 4 solo tackles (4 TFL), 1 FF and 6 QB pressures and hits in the 24-0 win at Was. (12/30/18)
- Recovered a key fourth-quarter fumble following a strip-sack of Texans QB **Deshaun Watson** by **Chris Long** in the 32-30 win vs. Hou. (12/23/18). His 10 career FRs are tied for the 4th-most in Eagles all-time history, behind **Mike Jarmoluk** (12, 1949-55), **Reggie White** (11, 1985-92) and **Vic Sears** (11, 1941-53).
- Totaled 7 QB pressures and hurries, including 1.5 sacks, and added 3 tackles (1 TFL) at Dal. (12/9/18)
- Sacked Buccaneers QB **Ryan Fitzpatrick** in the first quarter at TB (9/16/18). Also totaled a season-high 7 tackles (5 solo), 2 TFL and a team-high 7 QB pressures and hits
- Recorded 1.5 sacks and 1 TFL along with a team-leading 7 QB pressures and hits vs. Atl. (9/6/18)

2017 - PHILADELPHIA EAGLES (14/14, 3/3)

- Was named to his third consecutive **Pro Bowl** and earned second-team **All-Pro** honors from the *Associated Press*
- Posted a team-high-tying 13 QB pressures and hits along with 1.0 sack and a team-leading 2 TFL during the Eagles' **Super Bowl LII**-winning postseason run
- Totaled a team-high 8 QB pressures and hits in **Super Bowl LII** at NE (2/4/18)
- Recorded a season-high 7 tackles, including 2 TFL, and notched a sack of Falcons QB **Matt Ryan** in the team's Divisional Playoff win vs. Atl. (1/13/18)
- Recovered a forced fumble by **Vinny Curry** in the third quarter to set up a game-tying 35-yard FG by **Jake Elliott** in the 19-10 victory vs. Oak. (12/25/17)



THE MECHANIC

One of Cox's passions off the field is fixing up old cars. In fact, he believes he'd most likely work as a mechanic if he wasn't playing football. "I didn't have much of a choice. It runs in the family," said Cox, who now has his own drag racing team using a 1991 Ford Mustang drag radial, which is driven by Shawn Ayers. The team competes in professional events around the country.



@fcoxx_91



@fcoxx_91



2018 GAME-BY-GAME STATISTICS (PHI)												
Date	Opp	GP/S	Tot	Solo	Sk	Int	PD	FF	FR	Snaps	Pct	
Sep 6	Atl	W	1/1	2	2	1.5	0	0	0	65	93%	
Sep 16	at TB	L	1/1	5	4	1.0	0	0	0	46	79%	
Sep 23	Ind	W	1/1	5	3	0.5	0	0	0	52	88%	
Sep 30	at Ten	L	1/1	2	2	0.0	0	0	0	60	85%	
Oct 7	Min	L	1/1	3	1	0.0	0	0	0	53	85%	
Oct 11	at NYG	W	1/1	6	3	1.0	0	0	0	45	69%	
Oct 21	Car	L	1/1	2	2	0.0	0	0	0	45	76%	
Oct 28	at Jax	W	1/1	2	2	0.0	0	1	0	53	83%	
Nov 11	Dal	L	1/1	6	4	0.0	0	0	0	56	81%	
Nov 18	at NO	L	1/1	2	2	0.0	0	0	0	49	70%	
Nov 25	NYG	W	1/1	3	2	0.0	0	0	0	49	79%	
Dec 3	Was	W	1/1	3	3	1.0	0	0	0	40	89%	
Dec 9	at Dal	L	1/1	3	1	1.5	0	0	0	79	80%	
Dec 16	at LAR	W	1/1	3	2	1.0	0	0	0	57	75%	
Dec 23	Hou	W	1/1	2	1	0.0	0	0	1	49	75%	
Dec 30	at Was	W	1/1	4	4	3.0	0	0	1	32	71%	
Totals			16/16	53	38	10.5	0	1	1	1	830	80%
PLAYOFFS												
Jan 6	at Chi	W	1/1	4	2	0.0	0	0	0	54	84%	
Jan 13	at NO	L	1/1	3	2	0.0	0	0	0	42	55%	
Totals			2/2	7	4	0.0	0	0	0	0	96	68%

SEASON HIGHLIGHTS (Continued)

- Made an impact play to preserve a 31-29 lead late in the third quarter at NYG (12/17/17) when he sacked Giants QB **Eli Manning** on a 2-point conversion attempt
- Provided a boost to the Eagles defense at Car. (10/12/17) after missing 2 games due to a calf injury. With Carolina leading, 10-3, in the second quarter, bullied Panthers G **Trai Turner** into QB **Cam Newton** to force an errant pass that was intercepted by **Rasul Douglas** inside the CAR 20. The turnover led to an Eagles TD that tied the game, 10-10. Philadelphia never trailed again following the score. Also recorded a half-sack of Newton at the end of the first half to push Carolina out of FG range
- Sealed the victory for Philadelphia in the season opener at Was. (9/10/17) when he grabbed a fourth-quarter fumble and returned it 20 yards for his second career TD. Also strip-sacked Redskins QB **Kirk Cousins** in the first quarter

2016 - PHILADELPHIA EAGLES (16/16)

- Voted to the **Pro Bowl** for the second time in his career after tying for the 5th-most sacks (6.5) by an NFL DT, trailing only **Geno Atkins** (9.0), **Aaron Donald** (8.0), **Gerald McCoy** (7.0) and **Leonard Williams** (7.0)
- Posted 1.5 sacks of Redskins **Cousins** vs. Was. (12/11/16), marking his fifth-career multi-sack game
- Named **NFC Defensive Player of the Month** for September 2016 after totaling 3.0 sacks and 1 FF in three contests

2017 GAME-BY-GAME STATISTICS (PHI)													
Date	Opp	GP/S	Tot	Solo	Sk	Int	PD	FF	FR	Snaps	Pct		
Sep 10	at Was	W	1/1	1	1	1.0	0	0	1	1	43	68%	
Sep 17	at KC	L	1/1	3	2	1.0	0	0	0	44	83%		
Sep 24	NYG	W	1/1	1	1	0.0	0	0	0	17	25%		
Oct 1	at LAC	W	0/0	INACTIVE (CALF)									
Oct 8	Ari	W	0/0	INACTIVE (CALF)									
Oct 12	at Car	W	1/1	2	0	0.5	0	2	0	65	79%		
Oct 23	Was	W	1/1	1	1	1.0	0	0	0	51	80%		
Oct 29	SF	W	1/1	4	1	1.0	0	1	0	45	68%		
Nov 5	Den	W	1/1	2	2	0.0	0	0	0	39	61%		
Nov 19	at Dal	W	1/1	3	3	0.0	0	0	0	46	73%		
Nov 26	Chi	W	1/1	3	3	1.0	0	0	0	35	64%		
Dec 3	at Sea	L	1/1	4	2	0.0	0	0	0	51	82%		
Dec 10	at LAR	W	1/1	5	3	0.0	0	0	0	37	77%		
Dec 17	at NYG	W	1/1	2	1	0.0	0	0	0	70	80%		
Dec 25	Oak	W	1/1	4	3	0.0	0	0	1	62	90%		
Dec 31	Dal	L	1/1	0	0	0.0	0	0	0	3	4%		
Totals			14/14	35	23	5.5	0	3	1	2	608	59%	
PLAYOFFS													
Jan 13	Atl	W	1/1	7	6	1.0	0	0	0	57	90%		
Jan 21	Min	W	1/1	4	3	0.0	0	0	0	53	79%		
Feb 4	at NE	W	1/1	2	1	0.0	0	0	0	68	90%		
Totals			3/3	13	10	1.0	0	0	0	0	178	86%	



SMALL-TOWN ROOTS

Cox grew up in the small town of Yazoo, MS, which has a population of less than 30,000 people.

Cox's graduating class was just 100 students.

HIGH SCHOOL STANDOUT

Cox attended Yazoo City HS (Yazoo, MS), where he recorded 104 tackles, 10 sacks, 1 INT and 1 FR as a senior. Cox notched 103 tackles, 11 sacks and 2 INTs (one of which he returned for a TD) during his junior season. He also played basketball and participated in track in the second leg of the 4 x 100 meter team.



2016 GAME-BY-GAME STATISTICS (PHI)

Date	Opp	GP/S	Tot	Solo	Sk	Int	PD	FF	FR	Snaps	Pct
Sep 11	Cle	W	1/1	4	4	1.0	0	0	0	38	73%
Sep 19	at Chi	W	1/1	2	2	0.0	0	0	0	42	81%
Sep 25	Pit	W	1/1	8	6	2.0	0	0	1	41	68%
Oct 9	at Det	L	1/1	2	2	1.0	0	0	0	53	87%
Oct 16	at Was	L	1/1	0	0	0.0	0	0	0	55	74%
Oct 23	Min	W	1/1	5	2	0.0	0	0	0	54	71%
Oct 30	at Dal	L	1/1	5	3	0.0	0	0	0	64	82%
Nov 6	at NYG	L	1/1	5	3	0.0	0	1	0	50	78%
Nov 13	Atl	W	1/1	1	0	0.0	0	0	0	41	82%
Nov 20	at Sea	L	1/1	4	2	0.0	0	1	0	45	67%
Nov 28	GB	L	1/1	2	0	0.0	0	0	0	57	80%
Dec 4	at Cin	L	1/1	3	2	0.0	0	1	0	47	73%
Dec 11	Was	L	1/1	4	3	1.5	0	0	0	34	71%
Dec 18	at Bal	L	1/1	2	1	1.0	0	0	1	46	79%
Dec 22	NYG	W	1/1	3	1	0.0	0	1	0	66	74%
Jan 1	Dal	W	1/1	3	3	0.0	0	0	0	40	71%
Totals			16/16	53	34	6.5	0	4	1	773	76%

2015 GAME-BY-GAME STATISTICS (PHI)

Date	Opp	GP/S	Tot	Solo	Sk	Int	PD	FF	FR	Snaps	Pct	
Sep 14	at Atl	L	1/1	4	3	1.0	0	0	0	69	90%	
Sep 20	Dal	L	1/1	7	5	0.0	0	0	1	68	80%	
Sep 27	at NYJ	W	1/1	5	2	0.0	0	0	0	62	78%	
Oct 4	at Was	L	1/1	7	4	0.0	0	0	0	73	87%	
Oct 11	NO	W	1/1	9	9	3.0	0	0	2	46	67%	
Oct 19	NYG	W	1/1	6	4	1.0	0	0	1	56	82%	
Oct 25	at Car	L	1/1	4	3	0.0	0	0	0	52	85%	
Nov 8	at Dal	W	1/1	5	3	0.0	0	0	0	65	83%	
Nov 15	Mia	L	1/1	7	4	0.5	0	0	0	59	88%	
Nov 22	TB	L	1/1	8	5	0.0	0	0	0	59	76%	
Nov 26	at Det	L	1/1	8	8	0.0	0	0	0	52	72%	
Dec 6	at NE	W	1/1	2	2	0.0	0	0	0	66	74%	
Dec 13	Buf	W	1/1	8	8	1.0	0	0	0	60	81%	
Dec 20	Ari	L	1/1	7	6	1.0	0	0	0	59	78%	
Dec 26	Was	L	1/1	9	8	2.0	0	0	0	64	85%	
Jan 3	at NYG	W	1/1	8	6	0.0	0	0	0	73	87%	
Totals			16/16	104	80	9.5	0	0	3	2	983	81%



SEASON HIGHLIGHTS (Continued)

- Sacked Steelers QB **Ben Roethlisberger** twice and forced him to fumble once (recovered by **Brandon Graham**) as part of an 8-tackle effort vs. Pit. (9/25/16)
- With a sack of Browns QB **Robert Griffin III** vs. Cle. (9/11/16), became the ninth player since 1982 to record a sack on opening day in at least four of his first five NFL seasons

2015 - PHILADELPHIA EAGLES (16/16)

- Produced career highs with 104 tackles (80 solo), 9.5 sacks and 3 FFs en route to his first-career **Pro Bowl** selection. His 9.5 sacks were the most by an Eagles interior defensive lineman since **Corey Simon** (9.5) in 2000. Also named **second-team All-Pro** by the *Associated Press* for a second straight season
- Posted 2.0 sacks among 9 tackles vs. Was. (12/26/15)
- Earned his first-career **NFC Defensive Player of the Week** honors vs. NO (10/11/15) as he became the first Eagle ever and first NFL player since 2007 to record 3.0 sacks, 2 FFs and 1 FR in a single game. His 3.0 sacks were a career high and his 2 FFs resulted in 9 points

2014 - PHILADELPHIA EAGLES (16/16)

- Earned second-team **All-Pro** honors from the *Associated Press* and all-NFC honors from the PFWA
- Totaled a career-high 13 tackles (11 solo) vs. Sea. (12/7/14)
- Scored the first TD of his career on a 17-yard fumble return, sealing a victory vs. Jax. (9/7/14)

2013 - PHILADELPHIA EAGLES (16/16, 1/1)

- Finished the 2013 season with 66 tackles (44 solo) and led the team with 21 hurries

BIGGEST INFLUENCES

Cox claims the biggest influence on his life and career is his late older brother, Shaddrick, who passed away during the 2015 offseason. Said Cox, "He was my father figure. I always looked up to him, especially for decision making. He always taught me about doing the right things and being successful in life. I try to emulate him every day. He taught me my love for cars."

Cox also credits his high school guidance counselor, Christie Cater, and his late high school position coach, Kyle Wallace, for his success. "Coach Wallace picked me up every day for summer workouts. He pushed me to my limits."

BIRDSEED

Cox is the son of Melissa Cox, who works at a Nissan dealership. He has two sisters, Fantasia and Nakeia, and an older brother, Shaddrick, who passed away during the 2015 offseason. Cox owns two pitbulls named Debow and Nina.



2014 GAME-BY-GAME STATISTICS (PHI)

Date	Opp	GP/S	Tot	Solo	Sk	Int	PD	FF	FR	Snaps	Pct
Sep 7	Jax	W 1/1	5	5	0.0	0	0	0	1	52	71%
Sep 15	at Ind	W 1/1	4	4	0.0	0	0	1	0	61	85%
Sep 21	Was	W 1/1	4	3	0.0	0	0	0	0	65	83%
Sep 28	at SF	L 1/1	6	6	0.0	0	0	0	0	64	77%
Oct 5	StL	W 1/1	2	2	0.0	0	0	0	1	58	78%
Oct 12	NYG	W 1/1	6	5	0.0	0	0	0	0	41	64%
Oct 26	at Ari	L 1/1	1	1	0.0	0	0	0	0	62	89%
Nov 2	at Hou	W 1/1	2	1	0.0	0	0	0	0	50	83%
Nov 10	Car	W 1/1	6	3	1.0	0	0	0	0	52	63%
Nov 16	at GB	L 1/1	4	4	0.0	0	0	0	0	55	81%
Nov 23	Ten	W 1/1	1	1	1.0	0	0	0	0	42	62%
Nov 27	at Dal	W 1/1	3	3	1.0	0	0	0	0	45	74%
Dec 7	Sea	L 1/1	13	11	0.0	0	0	0	0	73	85%
Dec 14	Dal	L 1/1	4	2	0.0	0	0	0	1	77	94%
Dec 20	at Was	L 1/1	4	3	1.0	0	0	0	0	53	93%
Dec 28	at NYG	W 1/1	5	5	0.0	0	0	0	0	71	89%
Totals		16/16	70	59	4.0	0	0	1	3	921	80%

SEASON HIGHLIGHTS (Continued)

2012 - PHILADELPHIA EAGLES (15/9)

- Named to PFWA's **All-Rookie** team after tying for the team lead with 5.5 sacks. Also tied for the 3rd-most sacks ever by an Eagles rookie, trailing only **Corey Simon** (9.5 in 2000) and **Derrick Burgess** (6.0 in 2001)
- Tallied 4.5 sacks in his last seven games, including 1.5 sacks of Bengals QB **Andy Dalton** vs. Cin. (12/13/12). Marked his first-career multi-sack performance
- Made the first start of his career vs. Atl. (10/28/12) and led the defensive line with 11 tackles (6 solo)
- Recorded a sack in his first NFL game when he took down Browns QB **Brandon Weeden** at Cle. (9/19/12)

COLLEGE HIGHLIGHTS

- Finished with 114 tackles (53 solo), 24.5 TFL and 8.5 sacks in 36 games (27 starts) during his three-year career at Mississippi State. Also blocked 5 FG attempts
- Earned first-team All-SEC honors following his junior campaign in 2011. Set career-highs with 56 tackles (26 solo), 14.5 TFL and 5.0 sacks
- Played in all 12 games (four starts) during his true freshman season in 2009, earning Freshman All-SEC honors while racking up 29 tackles (17 solo) and 3.5 TFL

TRANSACTIONS

- 2012** Drafted by PHI in 1st round (12th overall)
Signed 4-year contract
- 6/16/16** Signed 6-year contract extension with PHI through 2022

2013 GAME-BY-GAME STATISTICS (PHI)

Date	Opp	GP/S	Tot	Solo	Sk	Int	PD	FF	FR	Snaps	Pct
Sep 9	at Was	W 1/1	5	3	1.0	0	0	0	0	54	72%
Sep 15	SD	L 1/1	5	2	0.0	0	0	0	0	64	77%
Sep 19	KC	L 1/1	5	4	1.0	0	0	0	0	61	74%
Sep 29	at Den	L 1/1	3	1	0.0	0	0	0	0	46	63%
Oct 6	at NYG	W 1/1	3	2	0.0	0	0	0	0	52	71%
Oct 13	at TB	W 1/1	3	2	0.0	0	1	0	0	53	74%
Oct 20	Dal	L 1/1	3	1	0.0	0	0	0	0	59	77%
Oct 27	NYG	L 1/1	6	5	1.0	0	0	0	0	63	85%
Nov 3	at Oak	W 1/1	3	2	0.0	0	0	0	0	55	58%
Nov 10	at GB	W 1/1	7	5	0.0	0	0	0	0	62	78%
Nov 17	Was	W 1/1	6	5	0.0	0	1	0	1	61	74%
Dec 1	Ari	W 1/1	3	1	0.0	0	0	0	0	57	80%
Dec 8	Det	W 1/1	4	2	0.0	0	1	0	0	44	76%
Dec 15	at Min	L 1/1	8	7	0.0	0	0	0	0	63	84%
Dec 22	Chi	W 1/1	1	1	0.0	0	0	0	0	37	57%
Dec 29	at Dal	W 1/1	1	1	0.0	0	0	0	0	51	77%
Totals		16/16	66	44	3.0	0	3	0	1	882	73%

PLAYOFFS

Date	Opp	GP/S	Tot	Solo	Sk	Int	PD	FF	FR	Snaps	Pct
Jan 4	NO	L 1/1	3	3	0.0	0	0	0	0	61	85%
Totals		1/1	3	3	0.0	0	0	0	0	61	85%



MULTI-SACK GAMES (8)

Date	Opponent	Yds
12/30/18	at Washington Redskins (W, 24-0)	3.0
10/11/15	vs. New Orleans Saints (W, 39-17)	3.0
9/25/16	vs. Pittsburgh Steelers (W, 34-3)	2.0
12/26/15	vs. Washington Redskins (L, 24-38)	2.0
12/9/18	at Dallas Cowboys (L, 23-29) (OT)	1.5
9/6/18	vs. Atlanta Falcons (W, 18-12)	1.5
12/11/16	vs. Washington Redskins (L, 22-27)	1.5
12/13/12	vs. Cincinnati Bengals (L, 13-34)	1.5



2012 GAME-BY-GAME STATISTICS (PHI)

Date	Opp	GP/S	Tot	Solo	Sk	Int	PD	FF	FR	Snaps	Pct	
Sep 9	at Cle	W 1/0	5	4	1.0	0	0	0	0	28	46%	
Sep 16	Bal	W 1/0	6	5	0.0	0	1	0	0	50	72%	
Sep 23	at Ari	L 1/0	3	0	0.0	0	0	0	0	31	50%	
Sep 30	NYG	W 1/0	4	3	0.0	0	0	0	0	43	63%	
Oct 7	at Pit	L 1/0	4	3	0.0	0	0	0	0	45	62%	
Oct 14	Det	L 1/0	1	0	0.0	0	0	0	0	31	40%	
Oct 28	Atl	L 1/1	11	6	0.0	0	1	0	0	44	59%	
Nov 5	at NO	L 1/1	4	3	0.0	0	0	0	0	25	45%	
Nov 11	Dal	L 1/1	2	1	1.0	0	0	0	0	33	61%	
Nov 18	at Was	L 1/1	10	8	1.0	0	0	0	0	30	57%	
Nov 26	Car	L 1/1	1	1	0.0	0	0	0	0	5	7%	
Dec 2	at Dal	L 1/1	0	0	0.0	0	0	0	0	20	31%	
Dec 9	at TB	W 1/1	5	5	1.0	0	0	0	0	50	69%	
Dec 13	Cin	L 1/1	6	5	1.5	0	0	0	0	49	63%	
Dec 23	Was	L 1/1	3	2	0.0	0	0	0	0	25	47%	
Dec 30	at NYG	L 0/0	INACTIVE (CONCUSSION)									
Totals			15/9	65	46	5.5	0	2	0	0	509	49%





6-3 | 279  **8th Year**
DOB: June 30, 1988 (Age 31)

**Neptune,
New Jersey**

**Neptune
High School**



Marshall
D2b-12 (59th overall)
by Philadelphia
Acquired: FA-19

THREE-STEP DROP

First jobs: Stocking milk in a grocery store at 16 and washing dishes at a nursing home at 17

Hobbies: Fashion, bowling, watching movies

If he could play another sport, what team/position: Point guard, N.Y. Knicks

Collects: Jordans (over 600 pairs)

Favorite Halloween costume:
The Ultimate Warrior

Favorite meal: Crab

Favorite movie: *Friday*

Favorite TV show: *Martin*

Three favorite throwback jerseys:
Jerome Brown, Philadelphia Eagles;
Allen Iverson, Philadelphia 76ers;
Michael Jordan, Chicago Bulls

Favorite quote: "To be the man, you gotta beat the man!"
 - Ric Flair



Originally selected by the Eagles in the 2nd round (59th overall) of the 2012 NFL Draft, **Vinny Curry** returned to Philadelphia during the 2019 offseason following a one-year stint with Tampa Bay. In 2017, Curry started all 16 regular-season games and led the Eagles defense with 41 QB pressures and hits while ranking 2nd on the team with a career-high 13 TFLs, behind **Brandon Graham** (16).

QB PRESSURES & HITS

EAGLES PLAYERS IN 2017

Vinny Curry	41
Chris Long	38
Fletcher Cox	36
Derek Barnett	32
Brandon Graham	26

MOST TACKLES FOR LOSS

EAGLES PLAYERS IN 2017

Brandon Graham	16
Vinny Curry	13
Malcolm Jenkins	11
Derek Barnett	9
Tim Jernigan	9

SEASON HIGHLIGHTS

2018 - TAMPA BAY BUCCANEERS (12/7)

- Posted 21 tackles (15 solo), 5 TFLs and 2.5 sacks in his only season with the Buccaneers

2017 - PHILADELPHIA EAGLES (16/16, 3/3)

- Finished the regular season with the most QB pressures and hits (41) on the Eagles defense. Also ranked 2nd on the team with a career-high 13 TFLs, behind **Brandon Graham** (16)
- Recorded 10 tackles (6 solo) and 9 QB pressures and hits during the Eagles' **Super Bowl LII**-winning playoff run

2016 - PHILADELPHIA EAGLES (16/0)

- Ranked 4th on the Eagles defense in TFLs (6). Also produced 27 tackles (19 solo), 2.5 sacks and 10 hurries



CAREER STATISTICS

Year	Team	GP/S	TACKLES					PASS DEFENSE						FUMBLES			DEF SNAPS	
			Total	Solo	Asst	TFL	Sacks	Int	Yds	Lg	TD	PD	QPH	FF	FR	Yds	No	Pct
2012	Philadelphia	6/0	9	7	2	1	0.0	0	0	--	0	0	3	0	0	0	88	8%
2013	Philadelphia	14/0	21	17	4	1	4.0	0	0	--	0	5	29	0	0	0	317	26%
2014	Philadelphia	16/0	16	12	4	2	9.0	0	0	--	0	0	32	4	1	0	371	32%
2015	Philadelphia	16/0	26	16	10	4.5	3.5	0	0	--	0	0	40	0	0	0	427	35%
2016	Philadelphia	16/0	27	19	8	6	2.5	0	0	--	0	0	22	0	0	0	435	43%
2017	Philadelphia	16/16	48	32	16	13	3.0	0	0	--	0	1	41	1	0	0	578	56%
2018	Tampa Bay	12/7	21	15	6	5	2.5	0	0	--	0	0	12	0	0	0	445	43%
Totals		96/23	168	118	50	32.5	24.5	0	0	--	0	6	179	5	1	0	---	---

PLAYOFFS

2013	Philadelphia	1/0	3	1	2	0	0	0	0	--	0	0	0	0	0	0	14	19%
2017	Philadelphia	3/3	10	6	4	0	0	0	0	--	0	0	9	0	0	0	127	62%
Totals		4/3	13	7	6	0	0	0	0	--	0	0	9	0	0	0	---	---

CAREER HIGHS

Tackles	6	2x, last: 11/28/16 vs. GB
Sacks	2.0	2x, last: 11/26/15 at Det.
INTs	--	---
PDs	2	12/1/13 vs. Ari.
FFs	1	5x, last: 12/25/17 vs. Oak.
FRs	1	11/10/14 vs. Car.

SEASON HIGHLIGHTS (Continued)

2015 - PHILADELPHIA EAGLES (16/0)

- Logged 26 tackles (16 solo), 4.5 TFLs and 3.5 sacks, while ranking 2nd on the team with 21 hurries

2014 - PHILADELPHIA EAGLES (16/0)

- Registered a career-high 9.0 sacks, which ranked 2nd on the Eagles defense, trailing only **Connor Barwin** (14.5). His career-high 4 FFs tied for the 2nd-most in the NFL, behind **Ryan Kerrigan** (5) and **Robert Quinn** (5)
- Only six NFL players posted 9.0+ sacks and 4+ FFs during the 2014 season: Curry (9.0-4), **Justin Houston** (22.0-4), **J.J. Watt** (20.5-4), **Ryan Kerrigan** (13.5-5), **Paul Kruger** (11.0-4) and **Robert Quinn** (10.5-5)

2013 - PHILADELPHIA EAGLES (14/0, 1/0)

- Finished tied for the 3rd-most sacks (4.0) on the team, behind **Trent Cole** (8.0) and **Connor Barwin** (5.0)

COLLEGE HIGHLIGHTS

- Totaled 26.0 sacks, 49 TFLs and 10 FFs during his career
- Named Conference USA Defensive Player of the Year in 2011 after posting 11.0 sacks, 22 TFLs and 7 FFs as a senior
- Earned first-team All-Conference USA honors as a junior in 2010, leading all defensive linemen in the nation in tackles (94) and ranking 5th in sacks (12.0). Also earned honorable mention all-conference accolades in 2009

TRANSACTIONS

- 2012** Drafted by PHI in 2nd round (59th overall)
Signed 4-year contract
- 2/3/16** Signed by PHI to 5-year contract
- 3/16/18** Released by PHI
- 3/17/18** Signed by TB to 3-year contract
- 2/12/19** Released by TB
- 3/21/19** Signed by PHI to 1-year contract





2018 GAME-BY-GAME STATISTICS (TB)

Date	Opp	GP/S	Tot	Solo	Sk	Int	PD	FF	FR	Snaps	Pct
Sep 9	at NO	W	1/1	1	1	1.0	0	0	0	48	75%
Sep 16	Phi	W	1/1	0	0	0.0	0	0	0	50	63%
Sep 24	Pit	L	1/1	3	1	0.5	0	0	0	55	83%
Sep 30	at Chi	L	1/1	3	2	0.0	0	0	0	44	72%
Oct 14	at Atl	L	1/1	3	3	0.0	0	0	0	47	70%
Oct 21	Cle	W	0/0	INACTIVE (ANKLE)							
Oct 28	at Cin	L	0/0	INACTIVE (ANKLE)							
Nov 4	at Car	L	1/1	1	0	0.0	0	0	0	41	66%
Nov 11	Was	L	0/0	INACTIVE (ANKLE)							
Nov 18	at NYG	L	0/0	INACTIVE (ANKLE)							
Nov 25	SF	W	1/0	4	3	0.0	0	0	0	27	42%
Dec 2	Car	W	1/0	1	1	1.0	0	0	0	25	36%
Dec 9	NO	L	1/0	2	2	0.0	0	0	0	17	27%
Dec 16	at Bal	L	1/0	1	0	0.0	0	0	0	20	26%
Dec 23	at Dal	L	1/0	0	0	0.0	0	0	0	18	35%
Dec 30	Atl	L	1/1	2	2	0.0	0	0	0	53	69%
Totals			12/7	21	15	2.5	0	0	0	445	43%

2017 GAME-BY-GAME STATISTICS (PHI)

Date	Opp	GP/S	Tot	Solo	Sk	Int	PD	FF	FR	Snaps	Pct
Sep 10	at Was	W	1/1	1	0	0.0	0	0	0	37	59%
Sep 17	at KC	L	1/1	4	4	0.0	0	0	0	33	62%
Sep 24	NYG	W	1/1	3	1	0.0	0	0	0	46	67%
Oct 1	at LAC	W	1/1	1	0	0.0	0	0	0	30	53%
Oct 8	Ari	W	1/1	4	4	1.0	0	0	0	34	57%
Oct 12	at Car	W	1/1	4	3	0.0	0	0	0	40	49%
Oct 23	Was	W	1/1	2	1	0.0	0	0	0	27	42%
Oct 29	SF	W	1/1	5	5	1.0	0	0	0	32	48%
Nov 5	Den	W	1/1	3	2	1.0	0	0	0	34	53%
Nov 19	at Dal	W	1/1	4	1	0.0	0	0	0	34	54%
Nov 26	Chi	W	1/1	3	2	0.0	0	0	0	26	47%
Dec 3	at Sea	L	1/1	1	1	0.0	0	0	0	35	56%
Dec 10	at LAR	W	1/1	1	0	0.0	0	0	0	30	62%
Dec 17	at NYG	W	1/1	4	2	0.0	0	0	0	46	52%
Dec 25	Oak	W	1/1	4	3	0.0	0	1	1	51	74%
Dec 31	Dal	L	1/1	4	3	0.0	0	0	0	43	63%
Totals			16/16	48	32	3.0	0	1	1	578	56%

PLAYOFFS

Jan 13	Atl	W	1/1	3	2	0.0	0	0	0	47	75%
Jan 21	Min	W	1/1	2	1	0.0	0	0	0	36	54%
Feb 4	at NE	W	1/1	5	3	0.0	0	0	0	44	58%
Totals			3/3	10	6	0.0	0	0	0	127	62%

2016 GAME-BY-GAME STATISTICS (PHI)

Date	Opp	GP/S	Tot	Solo	Sk	Int	PD	FF	FR	Snaps	Pct
Sep 11	Cle	W	1/0	0	0	0.0	0	0	0	24	46%
Sep 19	at Chi	W	1/0	2	2	0.0	0	0	0	24	46%
Sep 25	Pit	W	1/0	0	0	0.0	0	0	0	26	43%
Oct 9	at Det	L	1/0	4	2	1.0	0	0	0	16	26%
Oct 16	at Was	L	1/0	2	1	0.0	0	0	0	31	42%
Oct 23	Min	W	1/0	0	0	0.0	0	0	0	41	54%
Oct 30	at Dal	L	1/0	0	0	0.0	0	0	0	32	41%
Nov 6	at NYG	L	1/0	3	2	0.0	0	0	0	30	47%
Nov 13	Atl	W	1/0	1	1	0.0	0	0	0	26	52%
Nov 20	at Sea	L	1/0	2	1	0.5	0	0	0	26	39%
Nov 28	GB	L	1/0	6	4	0.0	0	0	0	31	44%
Dec 4	at Cin	L	1/0	1	0	0.0	0	0	0	26	41%
Dec 11	Was	L	1/0	1	1	0.0	0	0	0	15	31%
Dec 18	at Bal	L	1/0	2	2	0.0	0	0	0	28	48%
Dec 22	NYG	W	1/0	1	1	0.0	0	0	0	34	38%
Jan 1	Dal	W	1/0	2	2	1.0	0	0	0	25	45%
Totals			16/0	27	19	2.5	0	0	0	435	43%



THE NATURE BOY

When Curry isn't on the field, he can be found watching his favorite pastime - professional wrestling. In fact, two items on his bucket list include becoming a WWE wrestler and competing at WrestleMania.

ALWAYS AN EAGLE

Curry grew up a huge Eagles fan. "It all started with Ricky Watters. I originally wanted to play running back and he was my favorite player. After that, I just loved rooting for them. I have pictures and jerseys all over my house. It was such a special moment for me to get drafted by the team I've rooted for all my life."

BIRDSEED

Curry is the son of Vincent Curry and Linda Jackson. His mother passed away during his senior year in college after a battle with liver cancer. Curry has five siblings - Shawnda Johnson, Thomas Jackson, Amanda Johnson, Jillisa Curry and Renea Unverzagt. He has one son, Noah, who was born during the 2017 offseason.



@MrGetFlee99



@mrgetflee





2015 GAME-BY-GAME STATISTICS (PHI)

Date	Opp	GP/S	Tot	Solo	Sk	Int	PD	FF	FR	Snaps	Pct
Sep 14	at Atl	L	1/0	2	0	0.0	0	0	0	21	27%
Sep 20	Dal	L	1/0	1	1	0.0	0	0	0	32	38%
Sep 27	at NYJ	W	1/0	2	2	0.0	0	0	0	29	37%
Oct 4	at Was	L	1/0	2	0	0.0	0	0	0	35	42%
Oct 11	NO	W	1/0	1	0	0.0	0	0	0	22	32%
Oct 19	NYG	W	1/0	3	3	1.0	0	0	0	19	28%
Oct 25	at Car	L	1/0	0	0	0.0	0	0	0	9	15%
Nov 8	at Dal	W	1/0	0	0	0.0	0	0	0	31	40%
Nov 15	Mia	L	1/0	3	1	0.5	0	0	0	19	28%
Nov 22	TB	L	1/0	0	0	0.0	0	0	0	15	19%
Nov 26	at Det	L	1/0	6	6	2.0	0	0	0	15	21%
Dec 6	at NE	W	1/0	2	1	0.0	0	0	0	55	62%
Dec 13	Buf	W	1/0	1	0	0.0	0	0	0	28	38%
Dec 20	Ari	L	1/0	1	1	0.0	0	0	0	22	29%
Dec 26	Was	L	1/0	0	0	0.0	0	0	0	31	41%
Jan 3	at NYG	W	1/0	2	1	0.0	0	0	0	44	52%
Totals			16/0	26	16	3.5	0	0	0	427	35%

2014 GAME-BY-GAME STATISTICS (PHI)

Date	Opp	GP/S	Tot	Solo	Sk	Int	PD	FF	FR	Snaps	Pct	
Sep 7	Jax	W	1/0	3	3	0.0	0	0	0	26	36%	
Sep 15	at Ind	W	1/0	0	0	0.0	0	0	0	20	28%	
Sep 21	Was	W	1/0	0	0	0.0	0	0	0	21	27%	
Sep 28	at SF	L	1/0	1	0	1.0	0	0	0	21	25%	
Oct 5	StL	W	1/0	3	2	1.0	0	0	1	26	35%	
Oct 12	NYG	W	1/0	2	2	2.0	0	0	0	22	34%	
Oct 26	at Ari	L	1/0	0	0	0.0	0	0	0	31	44%	
Nov 2	at Hou	W	1/0	0	0	0.0	0	0	0	16	27%	
Nov 10	Car	W	1/0	1	0	1.0	0	0	1	37	45%	
Nov 16	at GB	L	1/0	1	1	1.0	0	0	1	23	34%	
Nov 23	Ten	W	1/0	1	1	0.0	0	0	0	23	34%	
Nov 27	at Dal	W	1/0	1	1	1.0	0	0	0	22	36%	
Dec 7	Sea	L	1/0	2	1	1.0	0	0	0	23	27%	
Dec 14	Dal	L	1/0	1	1	1.0	0	0	1	23	28%	
Dec 20	at Was	L	1/0	0	0	0.0	0	0	0	11	19%	
Dec 28	at NYG	W	1/0	0	0	0.0	0	0	0	26	33%	
Totals			16/0	16	12	9.0	0	0	4	1	371	32%

2013 GAME-BY-GAME STATISTICS (PHI)

Date	Opp	GP/S	Tot	Solo	Sk	Int	PD	FF	FR	Snaps	Pct		
Sep 9	at Was	W	0/0	INACTIVE									
Sep 15	SD	L	0/0	INACTIVE									
Sep 19	KC	L	1/0	1	1	1.0	0	0	0	12	14%		
Sep 29	at Den	L	1/0	2	2	0.0	0	0	0	13	18%		
Oct 6	at NYG	W	1/0	0	0	0.0	0	0	0	14	19%		
Oct 13	at TB	W	1/0	0	0	0.0	0	1	0	25	35%		
Oct 20	Dal	L	1/0	1	1	1.0	0	0	0	26	34%		
Oct 27	NYG	L	1/0	1	1	0.0	0	0	0	12	16%		
Nov 3	at Oak	W	1/0	3	2	1.0	0	0	0	34	36%		
Nov 10	at GB	W	1/0	4	4	1.0	0	1	0	28	35%		
Nov 17	Was	W	1/0	2	1	0.0	0	0	0	30	37%		
Dec 1	Ari	W	1/0	0	0	0.0	0	2	0	22	31%		
Dec 8	Det	W	1/0	2	1	0.0	0	1	0	18	31%		
Dec 15	at Min	L	1/0	2	2	0.0	0	0	0	22	29%		
Dec 22	Chi	W	1/0	3	2	0.0	0	0	0	38	58%		
Dec 29	at Dal	W	1/0	0	0	0.0	0	0	0	23	35%		
Totals			14/0	21	17	4.0	0	5	0	317	26%		

PLAYOFFS

Jan 4	NO	L	1/0	3	1	0.0	0	0	0	14	19%
Totals			1/0	3	1	0.0	0	0	0	14	19%

2012 GAME-BY-GAME STATISTICS (PHI)

Date	Opp	GP/S	Tot	Solo	Sk	Int	PD	FF	FR	Snaps	Pct		
Sep 9	at Cle	W	0/0	INACTIVE									
Sep 16	Bal	W	0/0	INACTIVE									
Sep 23	at Ari	L	0/0	INACTIVE									
Sep 30	NYG	W	0/0	INACTIVE									
Oct 7	at Pit	L	0/0	INACTIVE									
Oct 14	Det	L	0/0	INACTIVE									
Oct 28	Atl	L	0/0	INACTIVE									
Nov 5	at NO	L	0/0	INACTIVE									
Nov 11	Dal	L	0/0	INACTIVE									
Nov 18	at Was	L	0/0	INACTIVE									
Nov 26	Car	L	1/0	5	4	0.0	0	0	0	21	31%		
Dec 2	at Dal	L	1/0	1	1	0.0	0	0	0	19	29%		
Dec 9	at TB	W	1/0	2	1	0.0	0	0	0	16	22%		
Dec 13	Cin	L	1/0	1	1	0.0	0	0	0	15	19%		
Dec 23	Was	L	1/0	0	0	0.0	0	0	0	11	21%		
Dec 30	at NYG	L	1/0	0	0	0.0	0	0	0	6	10%		
Totals			6/0	9	7	0.0	0	0	0	88	8%		



6-1 | 211  **7th Year**
DOB: July 29, 1990 (Age 29)



**North Miami,
Florida**

**North Miami Beach
High School**



**Florida International
D2-13 (33rd overall)
by Jacksonville
Acquired: FA-19**



Johnathan Cyprien was signed by the Eagles during training camp in 2019 after spending the previous two seasons with the Titans (2017-18). Originally a second-round draft choice (33rd overall) by the Jaguars in 2013, Cyprien has amassed 499 tackles (369 solo), 3.0 sacks, 2 INTs, 16 PDs, 4 FFs and 2 FRs in 70 career games (all starts). The Florida native also led all NFL defensive backs with 499 tackles from 2013-17 (missed 2018 due to injury).

MOST TACKLES

NFL DEFENSIVE BACKS (2013-17)

Johnathan Cyprien*	499
Barry Church	496
Reshad Jones	494
Morgan Burnett	443
Eric Weddle	434

* Missed 2018 due to injury

NFL DEFENSIVE BACKS IN 2016

Johnathan Cyprien* (Jax.)	126
Landon Collins (NYG)	125
Antoine Bethea (SF)	110
Keanu Neal (Atl.)	105
Kurt Coleman (Car.)	94

* Career-high 126 tackles

BIRDSEED

Cyprien attended North Miami Beach (FL) High School, where he played safety and wide receiver and served as a team captain during his senior season. He also excelled in the classroom and was on the honor roll.

Cyprien is the son of Roselaure and Kennel Cyprien and has four siblings.

 @cyp  @cyp

CAREER HIGHLIGHTS

- Ranked 1st among NFL DBs in tackles (499) from 2013-17 (missed 2018 due to injury)
- Led all NFL DBs with a career-high 126 tackles in 2016

SEASON HIGHLIGHTS

2017 - TENNESSEE TITANS (10/10, 2/2)

- Recorded 57 tackles (38 solo), 1.0 sack and 1 PD in his first season with the Titans
- Started each of the Titans' 2 playoff games and combined for 11 tackles (10 solo)

2016 - JACKSONVILLE JAGUARS (16/16)

- Registered the most tackles (career-high 126) by an NFL DB while also adding 1.0 sack, 4 PDs, 1 FF and 1 FR

Cyprien ranked 1st among NFL DBs in tackles (499) from 2013-17 (missed 2018 due to injury).

With the Jaguars in 2016, Cyprien led all NFL DBs with a career-high 126 tackles.



CAREER STATISTICS

Year	Team	GP/S	TACKLES					PASS DEFENSE						FUMBLES			DEF SNAPS	
			Total	Solo	Asst	TFL	Sacks	Int	Yds	Lg	TD	PD	QPH	FF	FR	Yds	No	Pct
2013	Jacksonville	15/15	98	81	17	1	1.0	1	27	27	0	6	9	2	0	0	1,045	93%
2014	Jacksonville	15/15	111	77	34	5	0.0	0	0	--	0	3	1	0	0	0	985	88%
2015	Jacksonville	14/14	107	77	30	1	0.0	1	48	48	0	2	6	1	1	0	1,014	87%
2016	Jacksonville	16/16	126	96	30	3	1.0	0	0	--	0	4	5	1	1	0	1,070	99%
2017	Tennessee	10/10	57	38	19	2	1.0	0	0	--	0	1	6	0	0	0	605	56%
2018	Tennessee	0/0	PLACED ON INJURED RESERVE (KNEE) ON 8/3/18															
Totals		70/70	499	369	130	12	3.0	2	75	48	0	16	27	4	2	0	---	---

PLAYOFFS

2017	Tennessee	2/2	11	10	1	1	0.0	0	0	--	0	1	1	0	0	0	---	---
Totals		2/2	11	10	1	1	0.0	0	0	--	0	1	1	0	0	0	---	---

CAREER HIGHS

Tackles	17	12/18/16 at Hou.
Sacks	1.0	3x, last: 12/10/17 at Ari.
INTs	1	2x, last: 12/13/15 vs. Ind.
PDs	3	12/29/13 at Ind.
FFs	1	4x, last: 12/11/16 vs. Min.
FRs	1	2x, last: 9/18/16 at SD

2017 GAME-BY-GAME STATISTICS (TEN)

Date	Opp	GP/S	Tot	Solo	Sk	Int	PD	FF	FR	Snaps	Pct
Sep 10	Oak	L	1/1	7	4	0.0	0	0	0	55	83%
Sep 17	at Jax	W	0/0	INACTIVE (HAMSTRING)							
Sep 24	Sea	W	0/0	INACTIVE (HAMSTRING)							
Oct 1	at Hou	L	0/0	INACTIVE (HAMSTRING)							
Oct 8	at Mia	L	0/0	INACTIVE (HAMSTRING)							
Oct 16	Ind	W	0/0	INACTIVE (HAMSTRING)							
Oct 22	at Cle	W	0/0	INACTIVE (HAMSTRING)							
Nov 5	Bal	W	1/1	2	1	0.0	0	0	0	62	82%
Nov 12	Cin	W	1/1	4	3	0.0	0	0	0	43	84%
Nov 16	at Pit	L	1/1	10	6	0.0	0	0	0	67	89%
Nov 26	at Ind	W	1/1	5	4	0.0	0	0	0	49	78%
Dec 3	Hou	W	1/1	6	5	0.0	0	1	0	81	100%
Dec 10	at Ari	L	1/1	10	9	1.0	0	0	0	63	97%
Dec 17	at SF	L	1/1	6	3	0.0	0	0	0	58	83%
Dec 24	LAR	L	1/1	3	1	0.0	0	0	0	67	100%
Dec 31	Jax	W	1/1	4	2	0.0	0	0	0	60	100%
Totals			10/10	57	38	1.0	0	1	0	605	56%

PLAYOFFS

Jan 6	at KC	W	1/1	4	4	0.0	0	1	0	---	---
Jan 13	at NE	L	1/1	7	6	0.0	0	0	0	---	---
Totals			2/2	11	10	0.0	0	1	0	---	---

SEASON HIGHLIGHTS (Continued)

2015 - JACKSONVILLE JAGUARS (14/14)

- Ranked 3rd on the Jaguars defense (1st among team DBs) with 107 tackles (77 solo). Also registered 2 PDs, 1 INT, 1 FF and 1 FR

2014 - JACKSONVILLE JAGUARS (15/15)

- Led the Jaguars defense with 111 tackles (77 solo), which ranked 3rd among NFL DBs, trailing only **Morgan Burnett** (123) and **Charles Woodson** (113)

2013 - JACKSONVILLE JAGUARS (15/15)

- Finished his rookie season with the 2nd-most tackles (98) on the Jaguars defense. Also produced 1.0 sack, 1 INT, 6 PDs and a career-high 2 FFs

COLLEGE HIGHLIGHTS

- Appeared in 50 career games (starting the final 45) as a four-year letterman at Florida International. His career totals include a school-record 365 tackles, 22 PDs, 13.5 TFLs, 7 INTs (1 TD), a school-record 6 FFs, 2 FRs and 1.0 sack

TRANSACTIONS

- 2013** Drafted by JAX in 2nd round (33rd overall)
Signed 4-year contract
- 3/10/17** Signed by TEN
- 8/3/18** Placed on Injured Reserve (knee)
- 3/12/19** Released by TEN
- 8/3/19** Signed by PHI





5-11 | 193  **5th Year**

DOB: Jan. 2, 1994 (Age 25)

Oxon Hill, Maryland



Potomac High School



Florida State
02-15 (50th overall)
by Buffalo
Acquired: T-Buf-17



Originally selected by Buffalo in the 2nd round (50th overall) of the 2015 NFL Draft, Ronald Darby was acquired by Philadelphia via trade in 2017. In his debut season in midnight green, Darby tied for 2nd on the defense with a career-high 3 INTs and also led the team with 7 PDs in the playoffs. In 2018, he paced the Eagles defense with 18 PDs (his most since 21 PDs in 2015).

MOST PASSES DEFENSED

EAGLES PLAYERS IN 2018

Rasul Douglas	18
Jalen Mills	14
Malcolm Jenkins	11
Corey Graham	9
Avonte Maddox	7

MOST INTERCEPTIONS

EAGLES PLAYERS IN 2017

Patrick Robinson	4
Ronald Darby	3
Rodney McLeod	3
Jalen Mills	3
Several players tied	2

BIRDSEED

Darby has not only excelled on the gridiron during his athletic career, he was also a high school track star. Darby was a member of the USA medley relay team that brought home a gold medal from the 2011 World Youth Championships in France.

Darby is the son of Jarina and Ronald Darby Sr. He majored in social science at Florida State.

 @realronalddarby

 @realronalddarby

THREE-STEP DROP

First jersey: Darrell Green, Washington Redskins

Favorite movie: Black Hawk Down

Favorite TV show: Power

Favorite meal: Hibachi

CAREER HIGHLIGHTS

- Led the Eagles with 22 tackles and 7 PDs during their **Super Bowl LII**-winning playoff run in 2017
- Named the NFL's **Defensive Rookie of the Year** by Pro Football Focus and voted to the PFWA **All-Rookie Team** after recording a career-high 21 PDs and 2 INTs in 2015

SEASON HIGHLIGHTS

2018 - PHILADELPHIA EAGLES (9/9, 0/0)

- Led the Eagles defense with 18 PDs, which are his most in a single season since posting 21 PDs as a rookie with the Bills in 2015
- Posted a career-high-tying 5 PDs along with 6 tackles (5 solo) vs. Car. (10/21/18)
- Totaled a team-high 4 PDs along with 2 solo tackles (1 TFL) in the 34-13 win at NYG (10/11/18)



CAREER STATISTICS

Year	Team	GP/S	TACKLES					PASS DEFENSE						FUMBLES			DEF SNAPS		
			Total	Solo	Asst	TFL	Sacks	Int	Yds	Lg	TD	PD	QPH	FF	FR	Yds	No	Pct	
2015	Buffalo	15/15	68	61	7	3	0.0	2	48	27	0	21	0	0	0	0	0	914	84%
2016	Buffalo	14/14	69	60	9	1	0.0	0	0	--	0	12	1	0	0	0	821	77%	
2017	Philadelphia	8/7	39	35	4	1	0.0	3	42	37	0	11	0	0	0	0	382	37%	
2018	Philadelphia	9/9	59	50	9	3	0.0	1	0	--	0	18	0	0	0	0	542	52%	
Totals		46/45	235	206	29	8	0.0	6	90	37	0	59	1	0	0	0	---	---	

PLAYOFFS

2017	Philadelphia	3/3	22	17	5	1	0.0	0	0	--	0	7	0	0	0	0	203	99%
2018	Philadelphia	0/0	PLACED ON INJURED RESERVE (KNEE) ON 11/17/18															
Totals		3/3	22	17	5	1	0.0	0	0	--	0	7	0	0	0	0	---	---

CAREER HIGHS

Tackles	10	4x, last: 9/30/18 at Ten.
Sacks	--	---
INTs	1	6x, last: 9/16/18 at TB
PDs	5	2x, last: 10/21/18 vs. Car.
FFs	--	---
FRs	--	---

SEASON HIGHLIGHTS (Continued)

- Registered a career-high-tying 10 tackles at Ten. (9/30/18)
- Picked off Buccaneers QB **Ryan Fitz-patrick** on a ball tipped by **Rodney McLeod** in the first quarter at TB (9/16/18)
- Led the Eagles with a career-high 5 PDs and recorded 6 tackles (5 solo) in the win vs. Atl. (9/6/18)

2017 - PHILADELPHIA EAGLES (8/7, 3/3)

- Led the Eagles with 22 tackles (17 solo) and 7 PDs during their **Super Bowl LII**-winning playoff run
- Produced a career-high-tying 4 PDs in the NFC Championship vs. Min. (1/21/18). Also registered a career-high-tying 10 tackles (8 solo) in the Divisional Round vs. Atl. (1/13/18)
- Despite missing 8 games due to injury, ranked 2nd on the Eagles defense with a career-high 3 INTs
- Picked off Raiders QB **Derek Carr** with less than 1 minute remaining in regulation vs. Oak. (12/25/17). Set up an Eagles drive that resulted in a game-winning FG by **Jake Elliott**
- Sparked an Eagles comeback with an INT of Giants QB **Eli Manning** in the win at NYG (12/17/17)
- Intercepted Cowboys QB **Dak Prescott** in the second quarter and led the team with 8 solo tackles at Dal. (11/19/17)

2016 - BUFFALO BILLS (14/14)

- Recorded a career-high 69 tackles (60 solo) and 12 PDs
- After batting down a pass at Sea. (11/7/16), became the fastest Bills player to reach 30 career PDs
- Registered a career-high-tying 10 tackles vs. Pit. (12/11/16)

2015 - BUFFALO BILLS (15/15)

- Named the NFL's **Defensive Rookie of the Year** by *Pro Football Focus* and voted to the PFWA **All-Rookie Team** after recording a career-high 21 PDs and 2 INTs
- His rookie-franchise-record 21 PDs ranked 2nd in Bills single-season history, trailing only **Nate Odomes** (24) in 1991
- Led the team with a career-high 10 tackles vs. Mia. (11/8/15)
- Made his NFL debut vs. Ind. (9/13/15) and recorded 6 tackles (5 solo), 2 PDs and 1 INT. Became the first Bill to record an INT in his first career game since **Donte Whitner** in 2006





2018 GAME-BY-GAME STATISTICS (PHI)												
Date	Opp	GP/S	Tot	Solo	Sk	Int	PD	FF	FR	Snaps	Pct	
Sep 6	Atl	W	1/1	6	5	0.0	0	5	0	0	65	93%
Sep 16	at TB	L	1/1	9	8	0.0	1	1	0	0	54	93%
Sep 23	Ind	W	1/1	5	5	0.0	0	1	0	0	59	100%
Sep 30	at Ten	L	1/1	10	8	0.0	0	1	0	0	70	99%
Oct 7	Min	L	1/1	9	7	0.0	0	0	0	0	60	97%
Oct 11	at NYG	W	1/1	2	2	0.0	0	4	0	0	65	100%
Oct 21	Car	L	1/1	6	5	0.0	0	5	0	0	58	98%
Oct 28	at Jax	W	1/1	6	4	0.0	0	1	0	0	62	97%
Nov 11	Dal	L	1/1	6	6	0.0	0	0	0	0	49	71%
Nov 18	at NO	L	0/0	INJURED RESERVE (KNEE)								
Nov 25	NYG	W	0/0	INJURED RESERVE (KNEE)								
Dec 3	Was	W	0/0	INJURED RESERVE (KNEE)								
Dec 9	at Dal	L	0/0	INJURED RESERVE (KNEE)								
Dec 16	at LAR	W	0/0	INJURED RESERVE (KNEE)								
Dec 23	Hou	W	0/0	INJURED RESERVE (KNEE)								
Dec 30	at Was	W	0/0	INJURED RESERVE (KNEE)								
Totals			9/9	59	50	0.0	1	18	0	0	542	52%
PLAYOFFS												
Jan 6	at Chi	W	0/0	INJURED RESERVE (KNEE)								
Jan 13	at NO	L	0/0	INJURED RESERVE (KNEE)								
Totals			0/0	0	0	0.0	0	0	0	0	0	0%

2017 GAME-BY-GAME STATISTICS (PHI)												
Date	Opp	GP/S	Tot	Solo	Sk	Int	PD	FF	FR	Snaps	Pct	
Sep 10	at Was	W	1/1	1	1	0.0	0	0	0	0	18	29%
Sep 17	at KC	L	0/0	INACTIVE (ANKLE)								
Sep 24	NYG	W	0/0	INACTIVE (ANKLE)								
Oct 1	at LAC	W	0/0	INACTIVE (ANKLE)								
Oct 8	Ari	W	0/0	INACTIVE (ANKLE)								
Oct 12	at Car	W	0/0	INACTIVE (ANKLE)								
Oct 23	Was	W	0/0	INACTIVE (ANKLE)								
Oct 29	SF	W	0/0	INACTIVE (ANKLE)								
Nov 5	Den	W	0/0	INACTIVE (ANKLE)								
Nov 19	at Dal	W	1/1	8	8	0.0	1	2	0	0	63	100%
Nov 26	Chi	W	1/1	6	5	0.0	0	2	0	0	44	80%
Dec 3	at Sea	L	1/1	3	2	0.0	0	3	0	0	56	90%
Dec 10	at LAR	W	1/1	6	6	0.0	0	0	0	0	48	100%
Dec 17	at NYG	W	1/1	7	7	0.0	1	2	0	0	84	96%
Dec 25	Oak	W	1/1	8	6	0.0	1	1	0	0	63	91%
Dec 31	Dal	L	1/0	0	0	0.0	0	1	0	0	6	9%
Totals			8/7	39	35	0.0	3	11	0	0	382	37%
PLAYOFFS												
Jan 13	Atl	W	1/1	10	8	0.0	0	1	0	0	61	97%
Jan 21	Min	W	1/1	9	6	0.0	0	4	0	0	66	98%
Feb 4	at NE	W	1/1	3	3	0.0	0	2	0	0	76	100%
Totals			3/3	22	17	0.0	0	7	0	0	203	99%

COLLEGE HIGHLIGHTS

- Was a three-year standout cornerback at Florida State who started from 2013-14 after capturing the ACC Defensive Rookie of the Year honors in 2012
- Allowed just 9 completions and 0 TDs on 27 targets during 2013 national championship season
- Finished his career with 79 tackles and 16 PDs over 42 career games (23 starts). Targeted once every 10.1 snaps, the fewest of any cornerback in the draft
- Started all 14 games at cornerback in 2014. Registered a career-high 43 tackles to go along with 4 PDs and 1 FF
- In 2013, made 9 starts and played in all 14 games as a key member of the nation's No. 1 pass defense (156.6 ypg)
- Appeared in all 14 games in 2012 and tied for the team lead with 8 PDs. Saw more action than any other freshman defensive player that season

TRANSACTIONS

- 2015** Drafted by BUF in 2nd round (50th overall)
Signed 4-year contract
- 8/11/17** Acquired by PHI from BUF in exchange for WR **Jordan Matthews** and 2018 3rd-round draft choice
- 11/17/18** Placed on Injured Reserve (knee)
- 3/15/19** Agreed to terms with PHI on 1-year contract





2016 GAME-BY-GAME STATISTICS (BUF)


Date	Opp	GP/S	Tot	Solo	Sk	Int	PD	FF	FR	Snaps	Pct
Sep 11	at Bal	L 1/1	7	7	0.0	0	2	0	0	68	100%
Sep 15	NYJ	L 1/1	6	5	0.0	0	3	0	0	73	99%
Sep 25	Ari	W 0/0	INACTIVE (HAMSTRING)								
Oct 2	at NE	W 1/1	3	2	0.0	0	1	0	0	56	100%
Oct 9	at LAR	W 1/1	6	6	0.0	0	0	0	0	65	99%
Oct 16	at SF	W 1/1	3	3	0.0	0	1	0	0	61	100%
Oct 23	at Mia	L 1/1	8	8	0.0	0	0	0	0	71	97%
Oct 30	NE	L 1/1	3	3	0.0	0	1	0	0	67	99%
Nov 7	at Sea	L 1/1	2	1	0.0	0	1	0	0	19	40%
Nov 20	at Cin	W 1/1	4	2	0.0	0	1	0	0	68	93%
Nov 27	Jax	W 1/1	4	4	0.0	0	0	0	0	16	24%
Dec 4	at Oak	L 0/0	INACTIVE (CONCUSSION)								
Dec 11	Pit	L 1/1	10	7	0.0	0	1	0	0	71	95%
Dec 18	Cle	W 1/1	4	4	0.0	0	0	0	0	58	100%
Dec 24	Mia	L 1/1	5	4	0.0	0	1	0	0	68	99%
Jan 1	at NYJ	L 1/1	4	4	0.0	0	0	0	0	60	97%
Totals			14/14	69	60	0.0	0	12	0	821	77%

2015 GAME-BY-GAME STATISTICS (BUF)

Date	Opp	GP/S	Tot	Solo	Sk	Int	PD	FF	FR	Snaps	Pct
Sep 13	Ind	W 1/1	6	5	0.0	1	2	0	0	45	60%
Sep 20	NE	L 1/1	4	4	0.0	0	2	0	0	74	86%
Sep 27	at Mia	W 1/1	5	4	0.0	1	4	0	0	73	96%
Oct 4	NYG	L 1/1	4	4	0.0	0	3	0	0	69	97%
Oct 11	at Ten	W 1/1	4	4	0.0	0	0	0	0	67	97%
Oct 18	Cin	L 1/1	6	6	0.0	0	0	0	0	55	90%
Oct 25	at Jax	L 1/1	5	3	0.0	0	3	0	0	59	88%
Nov 8	Mia	W 1/1	10	10	0.0	0	1	0	0	62	90%
Nov 12	at NYJ	W 1/1	3	3	0.0	0	3	0	0	59	100%
Nov 23	at NE	L 1/1	3	2	0.0	0	0	0	0	67	100%
Nov 29	at KC	L 1/1	4	3	0.0	0	1	0	0	55	89%
Dec 6	Hou	W 1/1	7	6	0.0	0	0	0	0	76	100%
Dec 13	at Phi	L 1/1	4	4	0.0	0	2	0	0	77	100%
Dec 20	at Was	L 1/1	4	4	0.0	0	0	0	0	56	98%
Dec 27	Dal	W 0/0	INACTIVE (GROIN)								
Jan 3	NYJ	W 1/1	0	0	0.0	0	0	0	0	20	35%
Totals			15/15	68	61	0.0	2	21	0	914	84%



6-5 | 315  **Rookie**
DOB: Oct. 3, 1995 (Age 23)

 **Woodinville, Washington**
Woodinville, High School



Washington State
D1-19 (22nd overall)
by Philadelphia



Andre Dillard was selected by the Eagles with the 22nd-overall pick of the 2019 NFL Draft. Dillard played collegiately at Washington State, where he earned All-America and first-team All-Pac-12 honors as a senior in 2018. He played in 42 career games, starting the final 39 at left tackle for the Cougars.

CAREER HIGHLIGHTS

- Appeared in 42 career games, starting the final 39 at left tackle for the Cougars. Was a two-time All-Pac-12 selection
- Started all 13 games at LT as a senior in 2018, allowing just 1.0 sack and 13 total pressures in 722 pass-blocking snaps (*per Pro Football Focus*). Earned All-America honors and first-team All-Pac-12 accolades
- Started all 13 games at LT as a junior in 2017 and was named All-Pac-12 honorable mention
- Received second-team All-Pac-12 recognition from Pro Football Focus after starting all 13 games at LT during his sophomore year in 2016
- As a freshman in 2015, played in 3 games at LT

TRANSACTIONS

2019 Drafted by PHI in 1st round (22nd overall)
 Signed 5-year contract

According to Pro Football Focus, Dillard played 722 pass-blocking snaps (T-1st among FBS offensive linemen) in 2018, allowing only 1.0 sack and 13 total pressures (1.8%).

Dillard earned All-America and first-team All-Pac-12 honors following his senior season in 2018.

BIRDSEED

Dillard prepped at Woodinville (WA) High School, where he was named All-KingCo First Team and KingCo 4A Credit Division Offensive Lineman of the Year as a senior.

Dillard's father Mitch was an offensive lineman for the Cougars in the late 1980's.

Dillard earned a bachelor's degree in social science.

 @andredillard_

COLLEGE STATISTICS

Year	Team	GP/S
2015	Washington State	3/0
2016	Washington State	13/13
2017	Washington State	13/13
2018	Washington State	13/13
Totals		42/39



6-2 | 209  **3rd Year**
DOB: Aug. 29, 1995 (Age 23)

East Orange, New Jersey 

East Orange High School



West Virginia
D3-17 (99th overall)
by Philadelphia



Rasul Douglas (pronounced RAH-sool) was selected by Philadelphia in the 3rd round (99th overall) of the 2017 NFL Draft. He played all 16 games (7 starts) in 2018 and led the Eagles defense with a career-high 3 INTs. A native of New Jersey, Douglas played collegiately at West Virginia, where he tied for the NCAA lead with 8 INTs as a senior in 2016.



MOST INTERCEPTIONS

EAGLES PLAYERS IN 2018

Rasul Douglas	3
Avonte Maddox	2
Several players tied	1

EAGLES PLAYERS IN 2018

Rasul Douglas (WVU)	8
Tarvarus McFadden (FSU)	8
Malik Hooker (Ohio State)	7
Damontae Kazee (SDSU)	7
Weston Steelhammer (AF)	7
Tedric Thompson (Colorado)	7

MOST PASSES DEFENSED

EAGLES PLAYERS IN 2017

22	Jalen Mills
22	Patrick Robinson
14	Rasul Douglas

SEASON HIGHLIGHTS

2018 - PHILADELPHIA EAGLES (16/7, 2/2)

- Picked off Redskins QB **Josh Johnson** on the Redskins' first play from scrimmage in a 24-0 victory vs Was. (12/30/18). Became the first Eagle to record an INT on an opponent's first play from scrimmage since **Eric Allen** picked off **Steve Young** on a pass intended for **Jerry Rice** on 10/2/94 at San Francisco
- Picked off Cowboys QB **Dak Prescott** with a second quarter INT vs. Dal (12/9/18) on a 3rd-and-3 pass intended for WR **Amari Cooper** at the PHI 1 and returned the ball 17 yards to the PHI 18 for a career-high-tying 2 INTs this season
- Halted a Falcons red zone drive with a fourth-quarter INT of QB **Matt Ryan** at the PHI 4 vs Atl. (9/6/18)

2017 - PHILADELPHIA EAGLES (14/5, 3/0)

- Recorded the 3rd-most PDs (14) on the team, behind **Jalen Mills** (22) and **Patrick Robinson** (22). Also had 2 INTs

THREE-STEP DROP

Hobbies: **Bowling**

If he could play another sport:
Shortstop, baseball

Favorite athletes growing up: **Brian Dawkins, Derek Jeter, Dirk Nowitzki, Ed Reed**

Moment left star struck:
When he went to the Vince Carter basketball camp

Favorite quote: **"If you don't plan, you are planning to fail."**

Favorite movie: **Law Abiding Citizen**

Favorite TV show: **Power**

Favorite meal: **Chicken alfredo**



CAREER STATISTICS

Year	Team	GP/S	TACKLES					PASS DEFENSE						FUMBLES			DEF SNAPS		
			Total	Solo	Asst	TFL	Sacks	Int	Yds	Lg	TD	PD	OPH	FF	FR	Yds	No	Pct	
2017	Philadelphia	14/5	39	32	7	0	0.0	2	7	7	0	14	0	0	0	0	0	420	41%
2018	Philadelphia	16/7	60	54	6	5	0.0	3	0	0	0	4	0	0	0	0	543	52%	
Totals		30/12	99	86	13	5	0.0	5	7	7	0	18	0	0	0	0	---	---	

PLAYOFFS

2017	Philadelphia	3/0	0	0	0	0	0.0	0	0	--	0	0	0	0	0	0	0	0	0%
2018	Philadelphia	2/2	10	9	1	0	0.0	0	0	--	0	2	0	0	0	0	118	84%	
Totals		5/2	10	9	1	0	0.0	0	0	--	0	2	0	0	0	0	---	---	

ADDITIONAL STATISTICS

Special Teams Tackles: 3 - 2017 (2), 2018 (1)

CAREER HIGHS

Tackles	13	12/16/18 at LAR
Sacks	--	---
INTs	1	5x, last: 12/30/18 at Was
PDs	3	2x, last: 11/26/17 vs. Chi
FFs	--	---
FRs	--	---



BIRDSEED

Douglas is one of seven siblings and was raised by his grandmother in East Orange, NJ. He credits his little league baseball coach, Mike Davis, for helping turn his life around. Davis was also the P.A. announcer for East Orange HS and a mentor for at-risk youth. "He was the one who took me out of the streets. He made sure we did what we had to do."

Nassau Community College had no dorms, so Douglas lived in an apartment eight miles from campus and took the bus to and from school and practice each day. On his own financially, Douglas slept on the floor and battled hunger.

Douglas would wait until the end of the day to eat and often ordered off the dollar menu at McDonald's, eating half of the meal and saving the rest for later. "Every time I eat, I always think I'm making up a meal that I missed in junior college ... It definitely fuels me all the time, just thinking about what I went through."

SEASON HIGHLIGHTS (Continued)

- Notched his 2nd career INT in the 28-23 victory at Car. (10/12/17). With the Eagles down 10-3 in the second quarter, picked off Panthers QB **Cam Newton** at the CAR 19 and returned it to the 12. The pick set up a **Carson Wentz** TD pass that tied the game
- Made his first career start in the 27-24 win vs. NYG (9/24/17). Picked off Giants QB **Eli Manning** for his first career INT. Became the first Eagle to record an INT within his first 2 career games since **Nate Allen** in 2010

COLLEGE HIGHLIGHTS

- Collected first-team All-Big 12 honors as a senior in 2016, when he tied for the NCAA lead with 8 INTs (also Florida State's **Tarvarus McFadden**). Returned an interception 54 yards for a TD in a win vs. Brigham Young (9/24/16)
- Played in 11 games as a junior in 2015, adding depth at CB and seeing action on special teams. Recorded his 1st INT with the Mountaineers in a win at Kansas (11/21/15)
- Prior to transferring to WVU, played at Nassau Community College (Garden City, NY). Named NJCAA All-American First Team and was selected as a PrepStar JUCO All-American after leading his team to a 10-0 record, No. 6 national ranking and a victory in the Valley of the Sun Bowl in 2014

TRANSACTIONS

- 2017** Drafted by PHI in 3rd round (99th overall)
Signed 4-year contract





2018 GAME-BY-GAME STATISTICS (PHI)

Date	Opp	GP/S	Tot	Solo	Sk	Int	PD	FF	FR	Snaps	Pct	
Sep 6	Atl	W	1/0	0	0	0.0	1	1	0	0	2	3%
Sep 16	at TB	L	1/0	0	0	0.0	0	0	0	0	1	2%
Sep 23	Ind	W	1/0	0	0	0.0	0	0	0	0	3	5%
Sep 30	at Ten	L	1/0	0	0	0.0	0	0	0	0	0	0%
Oct 7	Min	L	1/0	0	0	0.0	0	0	0	0	3	5%
Oct 11	at NYG	W	1/0	0	0	0.0	0	0	0	0	42	65%
Oct 21	Car	L	1/0	0	0	0.0	0	0	0	0	0	0%
Oct 28	at Jax	W	1/0	0	0	0.0	0	0	0	0	42	66%
Nov 11	Dal	L	1/1	8	7	0.0	0	0	0	0	67	97%
Nov 18	at NO	L	1/1	4	4	0.0	0	0	0	0	51	73%
Nov 25	NYG	W	1/0	0	0	0.0	0	0	0	0	2	3%
Dec 3	Was	W	1/1	8	7	0.0	0	0	0	0	45	100%
Dec 9	at Dal	L	1/1	11	10	0.0	1	1	0	0	99	100%
Dec 16	at LAR	W	1/1	13	11	0.0	0	0	0	0	76	100%
Dec 23	Hou	W	1/1	11	10	0.0	0	1	0	0	65	100%
Dec 30	at Was	W	1/1	5	5	0.0	1	1	0	0	45	100%
Totals			16/7	60	54	0.0	3	4	0	0	543	52%

PLAYOFFS

Jan 6	at Chi	W	1/1	8	7	0.0	0	1	0	0	64	100%
Jan 13	at NO	L	1/1	2	2	0.0	0	1	0	0	54	70%
Totals			2/2	10	9	0.0	0	2	0	0	118	84%

2017 GAME-BY-GAME STATISTICS (PHI)

Date	Opp	GP/S	Tot	Solo	Sk	Int	PD	FF	FR	Snaps	Pct		
Sep 10	at Was	W	0/0	INACTIVE									
Sep 17	at KC	L	1/0	6	5	0.0	0	1	0	0	39	74%	
Sep 24	NYG	W	1/1	6	5	0.0	1	1	0	0	69	100%	
Oct 1	at LAC	W	1/1	3	2	0.0	0	1	0	0	57	100%	
Oct 8	Ari	W	1/1	3	3	0.0	0	1	0	0	20	33%	
Oct 12	at Car	W	1/1	5	4	0.0	1	3	0	0	56	68%	
Oct 23	Was	W	1/0	1	1	0.0	0	0	0	0	28	44%	
Oct 29	SF	W	1/0	2	1	0.0	0	2	0	0	30	46%	
Nov 5	Den	W	1/0	4	3	0.0	0	2	0	0	37	58%	
Nov 19	at Dal	W	1/0	0	0	0.0	0	0	0	0	0	0%	
Nov 26	Chi	W	1/0	2	2	0.0	0	3	0	0	11	20%	
Dec 3	at Sea	L	1/0	0	0	0.0	0	0	0	0	1	2%	
Dec 10	at LAR	W	1/0	0	0	0.0	0	0	0	0	0	0%	
Dec 17	at NYG	W	0/0	INACTIVE									
Dec 25	Oak	W	1/0	0	0	0.0	0	0	0	0	4	6%	
Dec 31	Dal	L	1/1	7	6	0.0	0	0	0	0	68	100%	
Totals			14/5	39	32	0.0	2	14	0	0	420	41%	

PLAYOFFS

Jan 13	Atl	W	1/0	0	0	0.0	0	0	0	0	0	0%
Jan 21	Min	W	1/0	0	0	0.0	0	0	0	0	0	0%
Feb 4	at NE	W	1/0	0	0	0.0	0	0	0	0	0	0%
Totals			3/0	0	0	0.0	0	0	0	0	0	0%



6-2 | 253  **6th Year**
DOB: Aug. 17, 1989 (Age 29)

 **Hamburg, Germany**

Kimball Union Academy (Meriden, NH)



Boston College
UDFA ('14) by New Orleans
Acquired: FA-Cin-19



Kasim Edebali (pronounced kuh-SEEM eh-deh-BAH-lee) was signed by the Eagles during training camp in 2019. Originally an undrafted free agent with New Orleans in 2014, Edebali has played in 62 career games, recording 49 tackles (36 solo), 8.0 sacks, 3 PDs, 1 FF and 1 FR along with 30 special teams tackles. A native of Hamburg, Germany, Edebali played collegiately at Boston College, where he was an All-ACC selection as a senior.

SEASON HIGHLIGHTS

2017 - DEN/DET/LAR/NO (13/0, 0/0)

- Saw action in 13 games between Denver (9) and Detroit (4). Also spent time with L.A. Rams and New Orleans, spending time on the Saints' active roster during their postseason run

2016 - NEW ORLEANS SAINTS (16/1)

- Played in all 16 games and was a valuable rotational player along the Saints' defensive line. Totaled 8 tackles, 1.0 sack and 1 PD. Had 3 special teams tackles

2015 - NEW ORLEANS SAINTS (16/1)

- Appeared in each of the Saints' 16 regular-season contests and registered 18 tackles, a career-high 5.0 sacks, 2 PDs, 1 FR and 3 special teams tackles

2014 - NEW ORLEANS SAINTS (16/0)

- Played in all 16 games during his rookie campaign. Produced 14 tackles, 2.0 sacks, 1 FF and 8 special teams tackles

COLLEGE HIGHLIGHTS

- Spent five seasons (2009-13) at Boston College and totaled 166 tackles, 24.5 TFLs, 11.0 sacks, 15 PDs, 4 FFs and 3 FRs
- Started all 13 games as a senior and posted 67 tackles, 15 TFLs, 9.5 sacks, 3 FFs, 2 FRs and 5 PDs. Named All-ACC second team by the league's coaches and third-team by the media

BIRDSEED

Edebali attended Kimball Union Academy in Meriden, NH for two years, as part of the USA Football International Student Program. He played TE and DE and was a two-time all-league selection.

Edebali moved to New Hampshire from Hamburg, Germany, where he played club football for the Hamburg Young Huskies. He earned MVP honors as a QB in the 2004 German All-State Tournament and played TE for the German Under-19 National Team at the 2006 European Championship.

Edebali is fluent in German and graduated from Boston College with a degree in Communications and a concentration in Germanic Studies.



@TheDreamKasim



@edeballa



CAREER STATISTICS

Year	Team	GP/S	TACKLES					PASS DEFENSE						FUMBLES			DEF SNAPS	
			Total	Solo	Asst	TFL	Sacks	Int	Yds	Lg	TD	PD	OPH	FF	FR	Yds	No	Pct
2014	New Orleans	16/0	14	9	5	2	2.0	0	0	--	0	0	9	1	0	0	179	17%
2015	New Orleans	16/1	18	16	2	4	5.0	0	0	--	0	2	28	0	1	0	361	34%
2016	New Orleans	16/1	8	5	3	1	1.0	0	0	--	0	1	12	0	0	0	256	24%
2017	Denver	9/0	1	0	1	0	0.0	0	0	--	0	0	2	0	0	0	55	6%
	Detroit	4/0	0	0	0	0	0.0	0	0	--	0	0	0	0	0	0	47	4%
	L.A. Rams	0/0	0	0	0	0	0.0	0	0	--	0	0	0	0	0	0	0	0%
	New Orleans	0/0	0	0	0	0	0.0	0	0	--	0	0	0	0	0	0	0	0%
	Totals	13/0	1	0	1	0	0.0	0	0	--	0	0	2	0	0	0	---	---
2018	Cincinnati	1/0	0	0	0	0	0.0	0	0	--	0	0	0	0	0	0	2	1%
Totals		62/2	41	30	11	7	8.0	0	0	--	0	3	51	1	1	0	---	---

PLAYOFFS

2017	New Orleans	0/0	0	0	0	0	0.0	0	0	--	0	0	0	0	0	0	0	0%
Totals		0/0	0	0	0	0	0.0	0	0	--	0	0	0	0	0	0	---	---

ADDITIONAL STATISTICS

Special Teams Tackles: 14 - 2016 (3), 2015 (3), 2014 (8)



CAREER HIGHS

Tackles	6	12/21/15 vs. Det.
Sacks	2.0	2x, last: 12/21/15 vs. Det.
INTs	--	---
PDs	1	3x, last: 10/2/16 at SD
FFs	1	10/26/14 vs. GB
FRs	1	9/20/15 vs. TB

TRANSACTIONS

2014	Signed by NO as undrafted free agent
3/14/17	Signed by DEN
11/14/17	Waived by DEN
11/15/17	Claimed off waivers by DET
12/13/17	Waived by DET
12/20/17	Signed by LAR
12/27/17	Waived by LAR
12/28/17	Claimed off waivers by NO
6/8/18	Signed by CHI
9/1/18	Released by CHI
11/20/18	Signed by CIN
8/6/19	Signed by PHI



5-9 | 167  **3rd Year**
DOB: Jan. 21, 1995 (Age 24)


La Grange, Illinois

Lyons Township High School



Memphis
D5a-17 (153rd overall)
by Cincinnati
Acquired: PS-Cin-17

THREE-STEP DROP


- Hobbies: Golf
- First job: Tennis instructor
- Bucket list: Travel to Australia
- If he could play another sport, what position/team: Shortstop, Chicago Cubs
- Player he models his game after: Fellow Memphis alum Stephen Gostkowski
- Favorite meal: Deep dish pizza
- Favorite quote: "Success isn't owned. It's rented and rent is due every day."

MOST 40+ YARD FIELD GOALS

NFL PLAYERS SINCE 2017

32	Robbie Gould
30	Wil Lutz
30	Justin Tucker
28	Matt Bryant
26	Jake Elliott*

*Set single-season franchise record for 50+ yard FGs (5) in 2017



Jake Elliott was signed by the Eagles from the Bengals practice squad in Week 2 of 2017. In the last two seasons, Elliott has kicked both the longest regular-season (61 yards vs. NYG on 9/24/17) and playoff FGs (53 yards vs. Atl. on 1/13/18) in team history while adding the single-season franchise record for 50+ yard FGs (5 in 2017). He has also produced 6 career game-winning FGs and is tied for 5th in the NFL in 40+ yard FGs (26) since 2017.

LONGEST FIELD GOALS

EAGLES ALL-TIME HISTORY

Jake Elliott* (9/24/17 vs. NYG)	61
Tony Franklin (11/12/79 at Dal.)	59
David Akers (9/14/03 vs. NE)	57
Jake Elliott (11/11/18 vs. Dal.)	56
Caleb Sturgis (10/30/16 at Dal.)	55

* Tied for 10th-longest FG in NFL history, tied for 4th-longest game-ending FG in NFL history, NFL rookie record

EAGLES POSTSEASON HISTORY

Jake Elliott* (1/13/18 vs. Atl.)	53
David Akers (1/4/09 at Min.)	51
David Akers (1/7/07 vs. NYG)	48
Jake Elliott^ (2/4/18 vs. NE - SB LII)	46
Several players tied	46

* NFL rookie record ^ Longest FG by rookie in SB history

CAREER HIGHLIGHTS

- Kicked a game-winning, franchise-record 61-yard FG as time expired in the 27-24 win vs. NYG (9/24/17). Tied for the 10th-longest FG in NFL history (also tied for the 4th-longest game-ending FG)
- Connected on the longest playoff FG (53 yards) in Eagles history in the 15-10 win vs. Atl. (1/13/18) in the Divisional Round
- Recorded the two longest FGs (43 and 46 yards) by a rookie in Super Bowl history in Philadelphia's 41-33 win vs. New England in **Super Bowl LII**
- Produced the most 50+ yard FGs (5) in single-season franchise history in 2017

NOTES TO KNOW

- His 26 FGs from 40+ yards are tied for the 5th-most in the NFL since 2017 (most in a two-year span in Eagles history)



CAREER STATISTICS

Year	Team	GP	FG-FGA	Pct	0-19	20-29	30-39	40-49	50+	Lg	XP-XPA	Pct	Pts	KO	TB
2017	Philadelphia	15	26-31	83.9	0-0	5-5	4-7	12-13	5-6	61	39-42	92.9	117	83	42
2018	Philadelphia	16	26-31	83.9	0-0	7-7	10-11	7-8	2-5	56	33-35	94.3	111	81	57
Totals		31	52-62	83.9	0-0	12-12	14-18	19-21	7-11	61	72-77	93.5	228	164	99

PLAYOFFS

2017	Philadelphia	3	7-7	100.0	0-0	2-2	2-2	2-2	1-1	53	7-9	77.8	28	19	13
2018	Philadelphia	2	1-1	100.0	0-0	0-0	0-0	1-1	0-0	43	3-3	100.0	6	7	2
Totals		5	8-8	100.0	0-0	2-2	2-2	3-3	1-1	53	10-12	83.3	34	26	1

ADDITIONAL STATISTICS

Successful Onside Kick: 9/17/17 at KC



SEASON HIGHLIGHTS

2018 - PHILADELPHIA EAGLES (16/0, 2/0)

- With 0:03 remaining and the Eagles trailing 29-30, kicked the game-winning, 35-yard FG as time expired to make the final score 32-30 in the win vs. Hou. (12/23/18)
- Nailed a game-winning FG with 0:22 left on the clock in the 25-22 win vs. NYG (11/25/18). Marked his 5th career game-winning FG and 2nd against the Giants (franchise-record 61-yard FG on 9/24/17)
- Connected on 2-of-2 FGs vs. Dal. (11/11/18), including a 56-yard FG that cut the Eagles' deficit to 6-3 in the second quarter. The 56-yarder was the 2nd-longest of his career and the 4th-longest in franchise history
- Converted 3-of-3 FGs at Ten. (9/30/18), including a 37-yard FG in overtime to give the Eagles a 23-20 lead

2017 - PHILADELPHIA EAGLES (15/0, 3/0)

- Recorded the two longest FGs by a rookie in Super Bowl history (43 and 46 yards) in **Super Bowl LII**. His 46-yarder gave the Eagles a 41-33 lead with 1:05 remaining
- Kicked the longest FG (53 yards) in team and NFL rookie postseason history in the 15-10 win vs. Atl. (1/13/18) in the Divisional Round, breaking the previous mark of 51 yards by **David Akers** on 1/4/09 at Minnesota
- Produced the most 50+ yard FGs (5) in single-season franchise history. Also tied **David Akers** in 2004 for the most 40+ yard FGs (17) in Eagles single-season history

CAREER HIGHS

Points	14	10/1/17 at LAC
FGs	4	10/1/17 at LAC
FG Attempts	4	10/1/17 at LAC
Longest FG	61	9/24/17 vs. NYG
Longest Attempt	61	9/24/17 vs. NYG
PATs	6	11/5/17 vs. Den.

FIELD GOAL SPLITS

	FG-FGA	Pct	Lg
vs. NFC	40-47	85.1	61
vs. AFC	18-21	85.7	53
Home	29-34	85.3	61
Away	26-31	83.9	53
Turf	9-11	81.8	46
Grass	49-57	86.0	61
Indoors	4-4	100.0	46
Outdoors	54-64	84.4	61
September	10-14	71.4	61
October	18-21	85.7	53
November	7-8	87.5	56
December	15-17	88.2	51
January	5-5	100.0	53
February	3-3	100.0	46
When Tied	11-13	84.6	61

50+ YARD FIELD GOALS (8)

Date	Opponent	Yds
9/24/17	vs. New York Giants (W, 27-24)	61
11/11/18	vs. Dallas Cowboys (L, 20-27)	56
1/13/18	vs. Atlanta Falcons (Div.) (W, 15-10)	53
10/1/17	at Los Angeles Chargers (W, 26-24)	53
12/16/18	at Los Angeles Rams (W, 30-23)	51
10/29/17	vs. San Francisco 49ers (W, 33-10)	51
10/23/17	vs. Washington Redskins (W, 34-24)	50
10/12/17	at Carolina Panthers (W, 28-23)	50



2018 GAME-BY-GAME STATISTICS (PHILADELPHIA)

Date	Opp	FG-FGA	Pct	0-19	20-29	30-39	40-49	50+	Lg	XP-XPA	Pct	Pts	Kick by Kick	
Sep 6	Atl	W	1-1	100.0	0-0	1-1	0-0	0-0	26	1-1	100.0	4	(26)	
Sep 16	at TB	L	0-1	0.0	0-0	0-0	0-0	0-0	--	3-3	100.0	3	42RU	
Sep 23	Ind	W	2-3	66.7	0-0	1-1	1-1	0-0	33	2-2	100.0	8	55WL, (33), (24)	
Sep 30	at Ten	L	3-3	100.0	0-0	1-1	2-2	0-0	37	2-2	100.0	11	(27), (30), (37)	
Oct 7	Min	L	2-2	100.0	0-0	1-1	1-1	0-0	30	1-1	100.0	7	(30), (28)	
Oct 11	at NYG	W	2-3	66.7	0-0	0-0	2-2	0-0	33	4-4	100.0	10	(33), 54WR, (30)	
Oct 21	Car	L	1-2	50.0	0-0	0-0	0-1	1-1	46	2-2	100.0	5	36WR, (46)	
Oct 28	at Jax	W	1-1	100.0	0-0	0-0	1-1	0-0	31	3-3	100.0	6	(31)	
Nov 11	Dal	L	2-2	100.0	0-0	1-1	0-0	0-0	56	2-2	100.0	8	(56), (26)	
Nov 18	at NO	L	0-0	---	0-0	0-0	0-0	0-0	--	1-1	100.0	1	---	
Nov 25	NYG	W	3-3	100.0	0-0	1-1	0-0	2-2	43	0-0	---	9	(42), (28), (43)	
Dec 3	Was	W	2-2	100.0	0-0	0-0	0-0	2-2	46	2-2	100.0	8	(46), (44)	
Dec 9	at Dal	L	1-1	100.0	0-0	1-1	0-0	0-0	26	2-3	66.7	5	(26)	
Dec 16	at LAR	W	3-4	75.0	0-0	0-0	1-1	1-1	51	3-3	100.0	12	(51), (34), (40), 53WR	
Dec 23	Hou	W	2-2	100.0	0-0	0-0	1-1	1-1	47	2-3	66.7	8	(47), (35)	
Dec 30	at Was	W	1-1	100.0	0-0	0-0	1-1	0-0	33	3-3	100.0	6	(33)	
Totals			26-31	83.9	0-0	7-7	10-11	7-8	2-5	56	33-35	94.3	111	---

PLAYOFFS

Jan 6	at Chi	W	1-1	100.0	0-0	0-0	0-0	1-1	0-0	43	1-1	100.0	4	(43)
Jan 13	at NO	L	0-0	---	0-0	0-0	0-0	0-0	--	2-2	100.0	2	---	
Totals			1-1	100.0	0-0	0-0	0-0	1-1	0-0	43	3-3	100.0	6	---

GAME-WINNING FIELD GOALS (6)

Date	Opponent	Score	Time (Q)	Yds	Final
12/23/18	vs. Hou.	29-30	0:03 (4)	35	32-30
11/25/18	vs. NYG	22-22	0:22 (4)	43	25-22
1/13/18	vs. Atl. (Div.)	9-10	0:15 (3)	37	15-10
12/25/17	vs. Oak.	10-10	0:27 (4)	48	19-10
12/10/17	at LAR	34-35	3:50 (4)	41	43-35
9/24/17	vs. NYG	24-24	0:01 (4)	61	27-24

BIRDSEED

Elliott prepped at Lyons Township High School (La Grange, IL), which is located outside of Chicago. Elliott connected on 15-of-21 FGs as a senior, as well as 43-of-44 PATs, en route to being named All-Illinois First Team by the *Chicago Tribune*.

Elliott was named the 2016 American Athletic Conference Football Scholar-Athlete of the Year. He was also a seven-time Dean's List student and three-time AAC All-Academic Team member.

@jake_elliott22 @jelliott46

SEASON HIGHLIGHTS (Continued)

- Named **NFC Special Teams Player of the Week** for Week 3 after kicking a game-winning, franchise-record 61-yard FG as time expired vs. NYG (9/24/17). Erased a 24-21 deficit with FGs from 46 and 61 yards in the last 0:51. The 61-yarder is tied for the 10th-longest FG in NFL history (also tied for the 4th-longest game-ending FG)

COLLEGE HIGHLIGHTS

- Four-time Lou Groza Award semifinalist (top collegiate placekicker), including finalist recognition in 2015
- Totaled school-best 445 career points, topping **Stephen Gostkowski** (369) and **DeAngelo Williams** (362)
- During his four seasons at Memphis, ranked 2nd among NCAA kickers in points (445), behind **Zane Gonzalez** (492)
- Holds school record for longest FG (56 yards) and kicked 4 of the 5 longest FGs in program history (56, 54, 53, 53)

TRANSACTIONS

- 2017** Drafted by CIN in 5th round (153rd overall)
Signed 4-year contract
- 9/2/17** Waived by CIN
- 9/3/17** Signed by CIN to practice squad
- 9/12/17** Signed by PHI from CIN practice squad
- 2/22/19** Signed by PHI to 1-year contract



2017 GAME-BY-GAME STATISTICS (PHILADELPHIA)

Date	Opp		FG-FGA	Pct	0-19	20-29	30-39	40-49	50+	Lg	XP-XPA	Pct	Pts	Kick by Kick
SIGNED BY EAGLES FROM BENGALS PRACTICE SQUAD (9/12/17)														
Sep 17	at KC	L	2-3	66.7	0-0	0-0	1-2	1-1	0-0	40	2-2	100.0	8	(34), 30WL, (40)
Sep 24	NYG	W	2-3	66.7	0-0	0-0	0-0	1-1	1-2	61	3-3	100.0	9	52WL, (46), (61)
Oct 1	at LAC	W	4-4	100.0	0-0	0-0	0-0	3-3	1-1	53	2-2	100.0	14	(45), (40), (53), (47)
Oct 8	Ari	W	2-2	100.0	0-0	1-1	1-1	0-0	0-0	36	4-4	100.0	10	(36), (28)
Oct 12	at Car	W	2-2	100.0	0-0	0-0	0-0	1-1	1-1	50	2-2	100.0	8	(50), (48)
Oct 23	Was	W	2-3	66.7	0-0	0-0	0-0	1-2	1-1	50	4-4	100.0	10	(50), (42), 45RU
Oct 29	SF	W	2-2	100.0	0-0	0-0	0-0	1-1	1-1	51	1-3	33.3	7	(40), (51)
Nov 5	Den	W	1-1	100.0	0-0	0-0	0-0	1-1	0-0	45	6-7	85.7	9	(45)
Nov 19	at Dal	W	0-1	0.0	0-0	0-0	0-1	0-0	0-0	--	1-1	100.0	1	34WR
Nov 26	Chi	W	1-1	100.0	0-0	0-0	0-0	1-1	0-0	45	4-4	100.0	7	(45)
Dec 3	at Sea	L	1-1	100.0	0-0	1-1	0-0	0-0	0-0	26	1-1	100.0	4	(26)
Dec 10	at LAR	W	3-3	100.0	0-0	1-1	1-1	1-1	0-0	41	4-4	100.0	13	(22), (41), (33)
Dec 17	at NYG	W	2-2	100.0	0-0	2-2	0-0	0-0	0-0	28	4-4	100.0	10	(28), (20)
Dec 25	Oak	W	2-3	66.7	0-0	0-0	1-2	1-1	0-0	48	1-1	100.0	7	33WR, (35), (48)
Dec 31	Dal	L	0-0	---	0-0	0-0	0-0	0-0	0-0	--	0-0	---	0	---
Totals			26-31	83.9	0-0	5-5	4-7	12-13	5-6	61	39-42	92.9	117	---
PLAYOFFS														
Jan 13	Atl	W	3-3	100.0	0-0	1-1	1-1	0-0	1-1	53	0-1	0.0	9	(53), (37), (21)
Jan 21	Min	W	1-1	100.0	0-0	0-0	1-1	0-0	0-0	38	5-5	100.0	8	(38)
Feb 4	at NE	W	3-3	100.0	0-0	1-1	0-0	2-2	0-0	46	2-3	66.7	11	(25), (42), (46)
Totals			7-7	100.0	0-0	2-2	2-2	2-2	1-1	53	7-9	77.8	28	---



6-4 | 245  **3rd Year**
DOB: Feb. 10, 1993 (Age 26)

**Delmar,
Delaware**

**Delmar
High School**



Tennessee

**UDFA ('16) by Tennessee
Acquired: FA-KC-19**



Alex Ellis was signed by the Eagles during training camp in 2019. A Maryland native, Ellis was originally signed by the Titans as an undrafted free agent in 2016 and made his NFL debut with the Jaguars that year, totaling 3 receptions for 11 yards in 6 games (3 starts). Ellis played collegiately at the University of Tennessee, where he appeared in 26 career games.

Ellis made his NFL debut with the Jaguars in 2016, when he totaled 3 catches for 11 yards in 6 games played (3 starts).

Ellis played collegiately at the University of Tennessee, where he caught 14 passes for 232 yards in 26 games.

BIRDSEED

Ellis excelled as a quarterback at Delmar (DE) High School and also lettered in lacrosse.

Ellis graduated from the University of Tennessee with a degree in biomedical engineering.

SEASON HIGHLIGHTS

2016 - JACKSONVILLE JAGUARS (6/4)

- Debuted as a rookie with the Jaguars. Saw action in 6 games (4 starts) and totaled 3 receptions for 11 yards

COLLEGE HIGHLIGHTS

- Appeared in 26 games and totaled 14 receptions for 232 yards and 1 TD at Tennessee
- Named the 2016 Muscle Milk Male Athlete of the Year

COLLEGE HIGHLIGHTS (Continued)

- As a senior in 2015, played in all 13 games and made 8 catches for 117 yards
- As a redshirt junior in 2014, appeared in all 13 games (1 start) and hauled in 6 catches for 115 yards

TRANSACTIONS

2016	Signed by TEN as UDFA
9/2/16	Waived by TEN
9/5/16	Signed by JAX to practice squad
11/26/16	Signed by JAX from practice squad to 53-man roster
9/2/17	Waived by JAX
11/29/17	Signed by NO to practice squad
1/16/18	Signed by NO
5/7/18	Waived by NO
5/8/18	Claimed off waivers by KC
10/3/18	Placed on Injured Reserve
8/2/19	Signed by PHI

Ellis has spent parts of his NFL career with Tennessee, Jacksonville, New Orleans, Kansas City and Philadelphia.



CAREER STATISTICS

Year	Team	GP/S	RECEIVING					OFF SNAPS	
			Rec	Yds	Avg	Lg	TD	No	Pct
2016	Jacksonville	6/3	3	11	3.7	6	0	124	11%
2018	Kansas City	2/0	0	0	---	--	0	11	1%
Totals		8/3	3	11	3.7	6	0	---	---

PLAYOFFS

2018	Kansas City	0/0	PLACED ON INJURED RESERVE ON 10/3/18						
Totals		0/0	0	0	---	--	0	---	---

CAREER HIGHS

Receptions	2	12/24/16 vs. Ten.
Receiving Yards	10	12/24/16 vs. Ten.
Receiving Long	6	12/24/16 vs. Ten.
Receiving TDs	--	---





6-0 | 203  **2nd Year**
DOB: Feb. 16, 1994 (Age 25)

**Anniston,
Alabama**



**Oxford
High School**

Ole Miss

**Mississippi
UDFA ('16) by
New Orleans
Acquired: FA-19**

BIRDSEED

Elston prepped at Oxford (AL) HS, where he was a two-way starter, earning first-team all-state honors his junior and senior season.

Elston majored in business with a minor in marketing at Ole Miss.

 @Trip7ERA  @trip7era

Elston was a four-year starter at Ole Miss who earned first-team All-American and first-team All-SEC accolades as a senior.



Signed by Philadelphia as a free agent in 2019, Trae Elston returns to the Eagles after originally spending time with the team during the 2017 season. In 14 career games, he has totaled 15 tackles (8 solo) and 1 INT. A 4-year starter at Ole Miss who earned first-team All-American and first-team All-SEC accolades as a senior, Elston rounded out his collegiate career with 252 tackles (153 solo), 34 PDs, 5 INTs, 2 FFs and 1 sack in 50 career games (44 starts).

CAREER HIGHLIGHTS

2017 - BUFFALO BILLS (13/1)

- Recorded a career-high 11 tackles, to go along with 1 INT and 1 PD vs. Oak. (10/29)

COLLEGE HIGHLIGHTS

- A 4-year starter at Mississippi, Elston recorded 252 tackles (153 solo), 34 PDs, 5 INTs, 2 FFs and 1 sack in 50 career games (44 starts)
- Earned first-team All-American and first-team All-SEC honors as a senior in 2015, after starting in all 13 games and totaling 70 tackles (44 solo), 18 PDs (T-1st in SEC) and 4 INTs (T-4th in SEC), 2 of which were returned for TDs
- As a junior in 2014, played in 12 games (11 starts) and had 59 tackles (35 solo), 4 PDs, 1 INT and 1 FF
- As a sophomore in 2013, appeared in all 13 games (11 starts) and compiled 62 tackles (42 solo), 6 PDs and 1 FF
- Was voted to the SEC All-Freshman Team in 2012 after seeing action in 12 games (9 starts) and recording 61 tackles (32 solo), 6 PDs and 1 sack

Elston returns to the Eagles after originally spending time with the team during the 2017 season. In 14 career games, he has totaled 15 tackles (8 solo) and 1 INT.



CAREER STATISTICS

Year	Team	GP/S	TACKLES					PASS DEFENSE					FUMBLES			DEF SNAPS			
			Total	Solo	Asst	TFL	Sacks	Int	Yds	Lg	TD	PD	OPH	FF	FR	Yds	No	Pct	
2016	Cleveland	0/0	0	0	0	0	0.0	0	0	--	0	0	0	0	0	0	0	---	---
2017	Buffalo	13/1	15	8	7	0	0.0	1	22	22	0	1	0	0	0	0	0	---	---
	Philadelphia	1/0	0	0	0	0	0.0	0	0	--	0	0	0	0	0	0	0	---	---
	Miami	0/0	0	0	0	0	0.0	0	0	--	0	0	0	0	0	0	0	---	---
Totals		14/1	15	8	7	0	0.0	1	22	22	0	1	0	0	0	0	0	---	---

ADDITIONAL STATISTICS

Special Teams Tackles: 4 - 2017 (4)

2017 GAME-BY-GAME STATISTICS (BUF, PHI & MIA)

Date	Opp	GP/S	Tot	Solo	Sk	Int	PD	FF	FR	Snaps	Pct
Sep 10	NYJ	W	1/0	0	0	0.0	0	0	0	0	0%
Sep 17	at Car	L	1/0	0	0	0.0	0	0	0	0	0%
WAIVED BY BILLS (9/19/17)											
CLAIMED BY EAGLES OFF WAIVERS (9/20/17)											
Sept 24	NYG	W	1/0	0	0	0.0	0	0	0	0	0%
WAIVED BY EAGLES (9/30/17)											
CLAIMED BY BILLS OFF WAIVERS (10/3/17)											
Oct 8	at Cin	L	1/0	0	0	0.0	0	0	0	0	0%
Oct 22	TB	W	1/0	0	0	0.0	0	0	0	0	0%
Oct 29	Oak	W	1/1	11	8	0.0	1	1	0	64	98%
Nov 2	at NYJ	L	1/0	0	0	0.0	0	0	0	0	0%
Nov 12	NO	L	1/0	0	0	0.0	0	0	0	5	6%
Nov 19	at LAC	L	1/0	4	0	0.0	0	0	0	28	38%
Nov 26	at KC	W	1/0	0	0	0.0	0	0	0	0	0%
Dec 3	NE	L	1/0	0	0	0.0	0	0	0	0	0%
Dec 10	Ind	W	1/0	0	0	0.0	0	0	0	0	0%
Dec 17	Mia	W	1/0	0	0	0.0	0	0	0	0	0%
Dec 24	at NE	L	1/0	0	0	0.0	0	0	0	2	3%
WAIVED BY BILLS (12/28/17)											
CLAIMED BY DOLPHINS OFF WAIVERS (12/29/17)											
Dec 31	Buf	L	0/0	0	0	0.0	0	0	0	0	0%
Totals			14/1	15	8	0.0	1	1	0	---	---

2016 GAME-BY-GAME STATISTICS (CLE)

Date	Opp	GP/S	Tot	Solo	Sk	Int	PD	FF	FR	Snaps	Pct
CLAIMED BY BROWNS OFF WAIVERS (12/7/16)											
Dec 11	Cin	L	0/0	0	0	0.0	0	0	0	---	---
Dec 18	at Buf	L	0/0	0	0	0.0	0	0	0	---	---
WAIVED BY BROWNS (12/21/16)											
Totals			0/0	0	0	0.0	0	0	0	---	---

CAREER HIGHS

Tackles	11	10/29/17 vs. Oak.
Sacks	--	---
INTs	1	10/29/17 vs. Oak.
PDs	1	10/29/17 vs. Oak.
FFs	--	---
FRs	--	---



TRANSACTIONS

- 2016** Signed by NO as UDFA
- 9/3/16** Waived by NO
- 10/17/16** Signed by TB to practice squad
- 11/15/16** Waived by TB
- 12/7/16** Claimed off waivers by CLE
- 12/21/16** Waived by CLE
- 12/23/16** Signed by CLE to practice squad
- 1/2/17** Signed by CLE
- 4/20/17** Waived by CLE
- 4/21/17** Claimed off waivers by BUF
- 9/19/17** Waived by BUF
- 9/20/17** Claimed off waivers by PHI
- 9/30/17** Waived by PHI
- 10/3/17** Claimed off waivers by BUF
- 12/28/17** Waived by BUF
- 12/29/17** Claimed off waivers by MIA
- 9/1/18** Waived by MIA
- 6/5/19** Signed by PHI



6-5 | 250  **7th Year**
DOB: Nov. 10, 1990 (Age 28)

Danville, California

Monte Vista High School

S

Stanford
D2-13 (35th overall)
by Philadelphia



A two-time Pro Bowler who caught the game-winning TD in **Super Bowl LII**, Zach Ertz was selected by Philadelphia in the 2nd round (35th overall) of the 2013 NFL Draft. In 2018, Ertz set the NFL single-season record for receptions (franchise-record 116) by a TE, breaking the previous mark of 110 by **Jason Witten** in 2012. He also ranks 3rd in Eagles all-time history with 437 career receptions.

MOST RECEPTIONS

NFL PLAYERS IN 2018

Michael Thomas (NO)	125
Zach Ertz (Phi.)	116
DeAndre Hopkins (Hou.)	115
Julio Jones (Atl.)	113
Adam Thielen (Min.)	113

** Ranks 1st among NFL TEs*

EAGLES SINGLE-SEASON HISTORY

Zach Ertz (2018)	116
Brian Westbrook (2007)	90
Irving Fryar (1996)	88
Irving Fryar (1997)	86
Jordan Matthews (2015)	85
Jeremy Maclin (2014)	85

MOST RECEIVING YARDS

NFL TIGHT ENDS IN 2018

1,377	George Kittle (SF)
1,336	Travis Kelce (KC)
1,163	Zach Ertz (Phi.)
896	Jared Cook (Oak.)
750	Eric Ebron (Ind.)

EAGLES ALL-TIME HISTORY

			
HAROLD CARMICHAEL	PETE RETZLAFF	ZACH ERTZ	BRIAN WESTBROOK
589	452	437	426
(1971-83)	(1956-66)	(2013-18)	(2002-09)

THREE-STEP DROP

Bucket list: Skydiving

Talent he'd most like to have:
The ability to read minds

'Welcome to the NFL' moment:
Seeing Michael Vick in a meeting

Favorite musician: Jason Aldean

Favorite TV shows: *Game of Thrones*
 and *Homeland*

MOST RECEPTIONS BY A TIGHT END

NFL SINGLE-SEASON HISTORY

		
ZACH ERTZ	JASON WITTEN	TRAVIS KELCE
116	110	103
(2018)	(2012)	(2018)



CAREER STATISTICS

Year	Team	GP/S	RECEIVING					OFF SNAPS	
			Rec	Yds	Avg	Lg	TD	No	Pct
2013	Philadelphia	16/3	36	469	13.0	38	4	450	41%
2014	Philadelphia	16/5	58	702	12.1	35t	3	587	50%
2015	Philadelphia	15/7	75	853	11.4	60	2	790	68%
2016	Philadelphia	14/12	78	816	10.5	30	4	851	75%
2017	Philadelphia	14/13	74	824	11.1	53	8	778	69%
2018	Philadelphia	16/16	116	1,163	10.0	34	8	1,000	92%
Totals		91/56	437	4,827	11.0	60	29	---	---

PLAYOFFS

2013	Philadelphia	1/0	3	22	7.3	15	1	23	40%
2017	Philadelphia	3/2	18	192	10.7	36	1	176	85%
2018	Philadelphia	2/2	10	102	10.2	17	0	107	90%
Totals		6/4	31	316	10.2	36	2	---	---

ADDITIONAL STATISTICS

Fumbles/Lost: 4/3 - 2018 (1/0), 2017 (1/1), 2015 (1/1), 2014 (1/1)

Forced Fumbles: 11/22/15 vs. TB

CAREER HIGHS


Receptions	15	12/20/14 at Was.
Receiving Yards	152	1/3/16 at NYG
Receiving Long	60	1/3/16 at NYG
Receiving TDs	2	4x, last: 11/11/18 vs. Dal.

CAREER HIGHLIGHTS

- In 2018, set the single-season record for receptions by a TE (116), surpassing **Jason Witten** in 2012 (110)
- In 2018, named to his second career **Pro Bowl** after ranking 2nd in the NFL with a career-high 116 receptions (franchise and NFL TE record), trailing only **Michael Thomas** (125)
- In 2017, earned his first career **Pro Bowl** nod after leading the Eagles in receptions (72) and receiving yards (824) and tying for the 2nd-most TDs (career-high 8) by an NFL TE
- Established an Eagles single-game record with a career-high 15 receptions on 12/20/14 at Washington
- Caught the game-winning TD in **Super Bowl LII** at NE (2/4/18) on an 11-yard pass from **Nick Foles** that gave the Eagles a 38-33 lead with 2:21 remaining

NOTES TO KNOW

- Ranks 3rd on the Eagles' all-time receptions list (437), trailing only **Harold Carmichael** (589, 1971-83) and **Pete Retzlaff** (452, 1956-66)
- Has recorded 437 career receptions, which are the most ever by an NFL TE in their first six seasons
- Has produced 4 career games with 13+ receptions, tied for the 2nd-most such performances in NFL history, trailing only **Wes Welker** (5, 2004-15). His 10 career games with 10+ catches are the 3rd-most ever by an NFL TE, behind **Tony Gonzalez** (15, 1997-2013) and **Jason Witten** (11, 2003-17)



ERTZ FAMILY FOUNDATION

Ertz and his wife, Julie, who is a star defender on the U.S. Women's National Soccer team, married during the 2017 offseason. In 2018, the couple launched the **Ertz Family Foundation**, which focuses on:

- Providing opportunities for youth to learn the value of exercise, nutrition, leadership, work ethic, accountability and team work
- Improving the quality of education through supporting teachers, students and schools
- Restoring hope and building communities for families that need it most

HIGH SCHOOL STANDOUT

Ertz graduated from Monte Vista HS (Danville, CA), where he was a first-team all-state selection as a senior after catching 56 passes for 756 yards and 14 TDs. He earned All-Northern California first-team honors from *NorCalPreps.com*, first-team All-Metro honors from the *San Francisco Chronicle*, All-East Bay honors from the *Contra Costa Times* and first-team All-East Bay Athletic League honors and was also named the 2008 *Cal-Hi Sports* North Coast Section Scholar Athlete of the Year.

Ertz also played high school basketball with Mark Appel, who was selected by the Houston Astros with the No. 1-overall pick in the 2013 MLB Draft and now plays in the Phillies organization. Their basketball team went 32-4 and lost in the NorCal finals. Ertz was a center and Appel was a small forward.

BIRDSEED

Ertz is the son of Lisa and Douglas, and has three younger brothers: Shane, Nic and Jackson. Lisa is an office manager and legal assistant, and Doug is a software salesman. Ertz also has a Bernese Mountain dog named Apollo. His father, Douglas, played football at Lehigh University from 1981-84 and his uncle, Davis, played baseball at Vermont from 1970-72.

Ertz earned his bachelor's degree in management science and engineering at Stanford.



@ZERTZ_86



@zachertz



2018 GAME-BY-GAME STATISTICS (PHI)										
Date	Opp	GP/S	RECEIVING					SNAPS		
			Rec	Yds	Avg	Lg	TD	No	Pct	
Sep 6	Atl	W	1/1	5	48	9.6	18	0	70	97%
Sep 16	at TB	L	1/1	11	94	8.5	34	0	74	94%
Sep 23	Ind	W	1/1	5	73	14.6	28	0	81	99%
Sep 30	at Ten	L	1/1	10	112	11.2	24	0	76	97%
Oct 7	Min	L	1/1	10	110	11.0	23	1	57	97%
Oct 11	at NYG	W	1/1	7	43	6.1	15	1	71	100%
Oct 21	Car	L	1/1	9	138	15.3	27	0	65	97%
Oct 28	at Jax	W	1/1	4	26	6.5	15	1	57	92%
Nov 11	Dal	L	1/1	14	145	10.4	23	2	62	100%
Nov 18	at NO	L	1/1	2	15	7.5	8	0	47	92%
Nov 25	NYG	W	1/1	7	91	13.0	24	1	52	80%
Dec 3	Was	W	1/1	9	83	9.2	20	0	59	79%
Dec 9	at Dal	L	1/1	5	38	7.6	12	0	44	85%
Dec 16	at LAR	W	1/1	3	22	7.3	11	0	59	92%
Dec 23	Hou	W	1/1	12	110	9.2	23t	2	73	89%
Dec 30	at Was	W	1/1	3	15	5.0	7	0	53	75%
Totals			16/16	116	1,163	10.0	34	8	1,000	92%
PLAYOFFS										
Jan 6	at Chi	W	1/1	5	52	10.4	17	0	61	90%
Jan 13	at NO	L	1/1	5	50	10.0	17	0	46	90%
Totals			2/2	10	102	10.2	17	0	107	90%

2017 GAME-BY-GAME STATISTICS (PHI)										
Date	Opp	GP/S	RECEIVING					SNAPS		
			Rec	Yds	Avg	Lg	TD	No	Pct	
Sep 10	at Was	W	1/1	8	93	11.6	23	0	60	88%
Sep 17	at KC	L	1/1	5	97	19.4	53	0	60	83%
Sep 24	NYG	W	1/1	8	55	6.9	12	1	75	99%
Oct 1	at LAC	W	1/1	5	81	16.2	38	0	60	76%
Oct 8	Ari	W	1/1	6	61	10.2	14	1	57	85%
Oct 12	at Car	W	1/1	2	18	9.0	17t	2	49	79%
Oct 23	Was	W	1/0	5	89	17.8	46	1	53	82%
Oct 29	SF	W	1/1	4	34	8.5	14	1	64	91%
Nov 5	Den	W	0/0	INACTIVE (HAMSTRING)						
Nov 19	at Dal	W	1/1	2	8	4.0	6	0	60	94%
Nov 26	Chi	W	1/1	10	103	10.3	22	1	65	83%
Dec 3	at Sea	L	1/1	2	24	12.0	14	0	45	60%
Dec 10	at LAR	W	0/0	INACTIVE (CONCUSSION)						
Dec 17	at NYG	W	1/1	6	56	9.3	17	1	60	88%
Dec 25	Oak	W	1/1	9	81	9.0	25	0	56	82%
Dec 31	Dal	L	1/1	2	24	12.0	15	0	14	24%
Totals			14/13	74	824	11.1	53	8	778	69%
PLAYOFFS										
Jan 13	Atl	W	1/0	3	32	10.7	11	0	59	88%
Jan 21	Min	W	1/1	8	93	11.6	36	0	53	82%
Feb 4	at NE	W	1/1	7	67	9.6	19	1	64	85%
Totals			3/2	18	192	10.7	36	1	176	85%

SEASON HIGHLIGHTS

2018 - PHILADELPHIA EAGLES (16/16, 2/2)

- Set the single-season record for receptions by an NFL TE (116), surpassing the previous mark of 110 by **Jason Witten** in 2012. His 116 catches are also a single-season team record, surpassing **Brian Westbrook** in 2007 (90)
- Finished the season ranked 2nd in the NFL in receptions (116), trailing only **Michael Thomas** (125)
- Ranked 3rd among NFL TEs in receiving yards (1,163), behind **George Kittle** (1,377) and **Travis Kelce** (1,336). Also ranked 3rd among NFL TEs in receiving TDs
- Posted a team-high 12 receptions for 110 yards in the 32-30 win vs. Hou. (12/23/18), breaking **Jason Witten's** (110 in 2012) single-season record for receptions by a TE
- Established a new franchise single-season record for receptions (93) in the 28-13 win vs. Was. (12/3/18). Led the Eagles with a team-high 9 receptions for 83 yards
- Posted his second consecutive game with 10+ catches (10) and 100+ receiving yards (110) vs. Min. (10/7/18). Became the first Eagle with 10+ receptions and 100+ receiving yards in back-to-back games since **Pete Pihos** from 12/4/55-12/11/55. Became the first NFL TE to do so since **Tony Gonzalez** with Kansas City from 12/25/04-1/2/05
- Tied for the team lead with 73 receiving yards vs. Ind. (9/23/18). Ertz and **Dallas Goedert** became the first pair of Eagles TEs with 70+ yards in the same game since **Ray Poage** (5-142) and **Pete Retzlaff** (6-118) on 12/5/65 vs. Dallas





2016 GAME-BY-GAME STATISTICS (PHI)										
Date	Opp	GP/S	RECEIVING					SNAPS		
			Rec	Yds	Avg	Lg	TD	No	Pct	
Sep 11	Cle	W	1/1	6	58	9.7	15	0	60	78%
Sep 19	at Chi	W	0/0	INACTIVE (RIB)						
Sep 25	Pit	W	0/0	INACTIVE (RIB)						
Oct 9	at Det	L	1/1	3	37	12.3	21	0	52	85%
Oct 16	at Was	L	1/1	1	22	22.0	22	0	46	88%
Oct 23	Min	W	1/1	1	14	14.0	14	0	48	83%
Oct 30	at Dal	L	1/1	4	19	4.8	11	0	63	81%
Nov 6	at NYG	L	1/1	8	97	12.1	30	0	62	83%
Nov 13	Atl	W	1/1	6	55	9.2	18	0	59	75%
Nov 20	at Sea	L	1/1	6	35	5.8	11	1	70	88%
Nov 28	GB	L	1/1	3	36	12.0	16	0	55	93%
Dec 4	at Cin	L	1/0	9	79	8.8	20	1	70	88%
Dec 11	Was	L	1/1	10	112	11.2	29	0	67	86%
Dec 18	at Bal	L	1/1	6	80	13.3	24	0	81	93%
Dec 22	NYG	W	1/1	2	33	16.5	19	0	48	86%
Jan 1	Dal	W	1/0	13	139	10.7	20t	2	70	92%
Totals			14/12	78	816	10.5	30	4	851	75%

2015 GAME-BY-GAME STATISTICS (PHI)										
Date	Opp	GP/S	RECEIVING					SNAPS		
			Rec	Yds	Avg	Lg	TD	No	Pct	
Sep 14	at Atl	L	1/0	3	46	15.3	21	0	52	70%
Sep 20	Dal	L	1/0	3	17	5.7	9	0	40	65%
Sep 27	at NYJ	W	1/0	2	30	15.0	21	0	38	52%
Oct 4	at Was	L	1/1	2	11	5.5	7	0	38	68%
Oct 11	NO	W	1/0	5	60	12.0	21	0	56	67%
Oct 19	NYG	W	1/1	4	43	10.8	17	0	67	86%
Oct 25	at Car	L	1/1	5	63	12.6	24	0	75	90%
Nov 8	at Dal	W	1/1	5	44	8.8	27	0	59	81%
Nov 15	Mia	L	1/0	7	68	9.7	27	0	76	79%
Nov 22	TB	L	1/1	2	12	6.0	7	0	14	20%
Nov 26	at Det	L	0/0	INACTIVE (CONCUSSION)						
Dec 6	at NE	W	1/1	2	9	4.5	5t	1	53	87%
Dec 13	Buf	W	1/0	5	98	19.6	41	0	60	78%
Dec 20	Ari	L	1/0	8	78	9.8	22t	1	49	77%
Dec 26	Was	L	1/1	13	122	9.4	17	0	64	79%
Jan 3	at NYG	W	1/0	9	152	16.9	60	0	49	74%
Totals			15/7	75	853	11.4	60	2	790	68%



SEASON HIGHLIGHTS (Continued)

2017 - PHILADELPHIA EAGLES (14/13, 3/2)

- Voted to his first career **Pro Bowl**. Became the first Eagles TE named to the all-star game since **Chad Lewis** in 2003
- Tied for the 2nd-most TDs (8) by an NFL TE, trailing only **Jimmy Graham** (10). His 8 TDs also tied for the 2nd-most ever by an Eagles TE, behind **Pete Retzlaff** in 1965 (10)
- Ranked 3rd among NFL TEs in receptions (72), trailing only **Travis Kelce** (83) and **Jack Doyle** (80)
- Posted the 3rd-most receiving yards (824) by an NFL TE, behind **Rob Gronkowski** (1,084) and **Travis Kelce** (1,038)
- Caught the game-winning TD in **Super Bowl LII** at NE (2/4/18) on an 11-yard pass from **Nick Foles** that gave the Eagles a 38-33 lead with 2:21 remaining. Became the first Eagle with 7+ catches in back-to-back games of the same postseason since **Duce Staley** during the 2001 playoffs
- Registered a team-high 93 yards on 8 receptions in the 38-7 win vs. Min. (1/21/18) in the NFC Championship. His 93 receiving yards are the 3rd-most by a TE in Eagles postseason history, trailing only **Keith Jackson** on 1/5/91 vs. Washington (116) and 12/31/88 at Chicago (142)
- Caught a TD pass in 4 consecutive games from 10/8/17-10/29/17, becoming the first Eagles TE to accomplish that feat since **Charle Young** from 12/1/74-9/21/75 (also 4)

2016 - PHILADELPHIA EAGLES (14/12)

- Led the Eagles with a career-high 78 receptions for 816 yards and 4 TDs. His 78 catches were the 2nd-most ever by an Eagles TE (**Keith Jackson** - 81 in 1988) and ranked 5th among NFL TEs that season, behind **Dennis Pitta** (86), **Travis Kelce** (85), **Kyle Rudolph** (83), and **Greg Olsen** (80)

100+ YARD RECEIVING GAMES (11)		
Date	Opponent	Yds
1/3/16	at New York Giants (W, 35-30)	152
11/11/18	vs. Dallas Cowboys (L, 20-27)	145
1/1/17	vs. Dallas Cowboys (W, 27-13)	139
10/21/18	vs. Carolina Panthers (L, 17-21)	138
12/26/15	vs. Washington Redskins (L, 24-38)	122
12/20/14	at Washington Redskins (L, 24-27)	115
9/30/18	at Tennessee Titans (L, 23-26) (OT)	112
12/11/16	vs. Washington Redskins (L, 22-27)	112
12/23/18	vs. Houston Texans (W, 32-30)	110
10/7/18	vs. Minnesota Vikings (L, 21-23)	110
11/26/17	vs. Chicago Bears (W, 31-3)	103



2014 GAME-BY-GAME STATISTICS (PHI)										
Date	Opp	GP/S	RECEIVING					SNAPS		
			Rec	Yds	Avg	Lg	TD	No	Pct	
Sep 7	Jax	W	1/1	3	77	25.7	26	1	52	60%
Sep 15	at Ind	W	1/0	4	86	21.5	27	0	52	76%
Sep 21	Was	W	1/0	2	14	7.0	10	0	38	52%
Sep 28	at SF	L	1/0	4	43	10.8	14	0	43	72%
Oct 5	StL	W	1/0	3	39	13.0	19	0	29	40%
Oct 12	NYG	W	1/0	3	47	15.7	23	1	30	42%
Oct 26	at Ari	L	1/1	5	48	9.6	15	0	47	51%
Nov 2	at Hou	W	1/0	1	4	4.0	4	0	24	29%
Nov 10	Car	W	1/0	1	17	17.0	17	0	31	50%
Nov 16	at GB	L	1/0	4	55	13.8	22	0	27	35%
Nov 23	Ten	W	1/1	4	30	7.5	10	0	26	30%
Nov 27	at Dal	W	1/0	0	0	---	--	0	20	26%
Dec 7	Sea	L	1/0	2	39	19.5	35t	1	25	54%
Dec 14	Dal	L	1/0	3	32	10.7	15	0	26	47%
Dec 20	at Was	L	1/1	15	115	7.7	16	0	70	78%
Dec 28	at NYG	W	1/1	4	56	14.0	19	0	47	64%
Totals			16/5	58	702	12.1	35t	3	587	50%

SEASON HIGHLIGHTS (Continued)

- Ranked 1st among NFL TEs with 5.57 receptions per game, the 3rd-highest mark by any player in team history, trailing only **Brian Westbrook** in 2007 (6.00) and 2004 (5.62)
- Grabbed 13 receptions for 139 yards and tied a career high with 2 TDs from **Carson Wentz** vs. Dal. (1/1/17)

2015 - PHILADELPHIA EAGLES (15/7)

- Set a career high with 853 yards on 75 receptions, finishing 2nd on the team in both categories
- Recorded 30 receptions over the last three games of the season, setting an Eagles record for the most catches over a three-game span
- Posted 450 receiving yards in the final four games of the 2015 season, joining **Jimmy Graham** as the only NFL TEs with at least 450 yards over a four-game span since 2013
- Became the first Eagles TE since **Brent Celek** in 2009 to register back-to-back 100+ yard games after tallying a career-high 152 yards at NYG (1/3/16)
- Caught 13 passes for 122 yards vs. Was. (12/26/15). Became just the fourth NFL TE since 1960 with multiple games with 13+ catches and 100+ yards, joining **Jason Witten** (4), **Kellen Winslow Sr.** (3) and **Tony Gonzalez** (3)

2014 - PHILADELPHIA EAGLES (16/5)

- Set a franchise record with 15 receptions and posted his first-career 100+ yard game (115) at Was. (12/20/14)
- Since 1950, only two NFL TEs have posted 15+ receptions in a single game: Ertz (15 - 12/20/14 at Was.) and **Jason Witten** (18 - 10/28/12 vs. NYG)

2013 GAME-BY-GAME STATISTICS (PHI)										
Date	Opp	GP/S	RECEIVING					SNAPS		
			Rec	Yds	Avg	Lg	TD	No	Pct	
Sep 9	at Was	W	1/0	1	11	11.0	11	0	24	30%
Sep 15	SD	L	1/0	2	58	29.0	31	0	12	20%
Sep 19	KC	L	1/0	1	5	5.0	5	0	14	22%
Sep 29	at Den	L	1/1	1	38	38.0	38	0	31	44%
Oct 6	at NYG	W	1/0	2	38	19.0	24	0	33	41%
Oct 13	at TB	W	1/0	3	13	4.3	6	0	42	62%
Oct 20	Dal	L	1/0	3	33	11.0	21	0	23	29%
Oct 27	NYG	L	1/0	1	5	5.0	5	0	27	44%
Nov 3	at Oak	W	1/0	5	42	8.4	15t	1	35	59%
Nov 10	at GB	W	1/0	0	0	---	--	0	33	54%
Nov 17	Was	W	1/0	2	31	15.5	16	0	30	45%
Dec 1	Ari	W	1/0	5	68	13.6	24t	2	38	49%
Dec 8	Det	W	1/1	0	0	---	--	0	26	35%
Dec 15	at Min	L	1/0	6	57	9.5	17	1	45	65%
Dec 22	Chi	W	1/1	1	27	27.0	27	0	15	23%
Dec 29	at Dal	W	1/0	3	43	14.3	17	0	22	33%
Totals			16/3	36	469	13.0	38	4	450	41%
PLAYOFFS										
Jan 4	NO	L	1/0	3	22	7.3	15	1	23	40%
Totals			1/0	3	22	7.3	15	1	23	40%

MULTI-TOUCHDOWN GAMES (5)

Date	Opponent	TDs
12/23/18	vs. Houston Texans (W, 32-30)	2
11/11/18	vs. Dallas Cowboys (L, 20-27)	2
10/12/17	at Carolina Panthers (W, 28-23)	2
1/1/17	vs. Dallas Cowboys (W, 27-13)	2
12/1/13	vs. Arizona Cardinals (W, 24-21)	2





SEASON HIGHLIGHTS (Continued)

2013 - PHILADELPHIA EAGLES (16/3, 1/0)

- Hauled in a 3-yard TD pass from **Nick Foles** to put the team up, 24-23, in the fourth quarter of the NFC Wild Card playoff game vs. NO (1/4/14)
- Led the Eagles with 68 receiving yards while scoring a career-high-tying 2 TDs vs. Ari. (12/1/13). His performance marked the first multi-TD game by an Eagles TE in the regular season since **Chad Lewis** on 12/30/01 vs. NYG and the first by an Eagles rookie TE since **Keith Jackson** on 11/6/88 vs. L.A. Rams
- Recorded his first-career TD reception on a 15-yard throw from **Nick Foles** at Oak. (11/3/13)

COLLEGE HIGHLIGHTS

- Appeared in 38 games at Stanford and recorded 112 receptions for 1,434 yards and 15 TDs in three seasons
- As a junior, was a unanimous first-team All-American after leading all Stanford pass catchers and all FBS tight ends in receiving yards (898) and receptions (69), both school records at the position. Also named to the All-Pac-12 first team and Pac-12 All-Academic honorable mention team
- As a sophomore, appeared in 10 games (three starts) and hauled in 27 receptions for 343 yards and 4 TDs
- Caught 16 passes for 190 yards and 5 TDs in 13 games as a redshirt freshman. His 5 TDs ranked 3rd on the team, behind **Doug Baldwin** (9) and **Coby Fleener** (7)

TRANSACTIONS

- 2013** Drafted by PHI in 2nd round (35th overall)
Signed 4-year contract
- 1/25/16** Signed by PHI to 5-year extension through 2021



6-0 | 232  **5th Year**

DOB: Jan. 3, 1990 (Age 29)

Waynesville, Missouri




Waynesville High School



Northern Iowa

UDFA ('12) by Cleveland
Acquired: FA-Pit-19



A veteran linebacker and standout special teams player, **L.J. Fort** was signed by the Eagles during the 2019 offseason after spending three years (2016-18) with the Steelers. In 2018, Fort recorded career highs in defensive snaps (305, 29%) and special teams snaps (333, 73%). He played collegiately at Northern Iowa, where he was named FCS and Missouri Valley Conference Defensive Player of the Year as a senior in 2011.

MOST SPECIAL TEAMS SNAPS

STEELERS PLAYERS IN 2018

L.J. Fort	333 (73%)
Anthony Chickillo	327 (71%)
Tyler Matakevich	317 (69%)
Roosevelt Nix	316 (69%)
Jordan Dangerfield	315 (69%)

SEASON HIGHLIGHTS

2018 - PITTSBURGH STEELERS (15/2)

- Played a career-high 305 defensive snaps (29%) and also led the team with a career-high 333 special teams snaps (73%). Finished with a career-high 43 tackles (34 solo), 3 TFLs, 1.0 sack, 1 FR and 4 special teams tackles

2017 - PITTSBURGH STEELERS (15/0, 1/0)

- Ranked 4th on the team with 285 special teams snaps (65%) and posted the 2nd-most special teams tackles (7), trailing only **Tyler Matakevich** (11)

2016 - PITTSBURGH STEELERS (14/0, 2/0)

- Appeared in the Steelers' 6th-most special teams snaps (208, 47%)

2012 - CLEVELAND BROWNS (16/1)

- Played in a career-high 16 games as a rookie and produced 13 tackles (8 solo), 1.0 sack, 1 INT and 3 PDs

COLLEGE HIGHLIGHTS

- Saw action in 50 games (34 starts) for Northern Iowa (2008-11) and finished his career with the 5th-most tackles (356) in school history

BIRDSEED

Fort, who is the son of Larry Fort Sr. and Amy Holloway, prepped at Waynesville (MO) High School. He was an all-state selection at tailback and first-team all-conference honoree as a LB and RB. Named the 2007 Missouri Class 5A Player of the Year, Fort totaled 2,152 rushing yards with 23 TDs and added 85 tackles, 8.0 sacks and 5 INTs (including 3 TDs) on defense as a senior.



@i_Serve24



@ljfort

In 2018, Fort recorded career highs in defensive snaps (305, 29%) and special teams snaps (333, 73%).

Fort was named FCS and Missouri Valley Conference Defensive Player of the Year in 2011.



CAREER STATISTICS

Year	Team	GP/S	TACKLES					PASS DEFENSE						FUMBLES			DEF SNAPS	
			Total	Solo	Asst	TFL	Sacks	Int	Yds	Lg	TD	PD	OPH	FF	FR	Yds	No	Pct
2012	Cleveland	16/1	13	8	5	1	1.0	1	10	10	0	3	3	0	0	0	97	8%
2014	Seattle	1/0	0	0	0	0	0.0	0	0	--	0	0	0	0	0	0	0	0%
2015	Pittsburgh	0/0	0	0	0	0	0.0	0	0	--	0	0	0	0	0	0	0	0%
2016	Pittsburgh	14/0	2	2	0	0	0.0	0	0	--	0	0	1	0	0	0	42	4%
2017	Pittsburgh	15/0	2	2	0	1	1.0	0	0	--	0	4	1	0	0	0	77	8%
2018	Pittsburgh	15/2	43	34	9	3	1.0	0	0	--	0	0	5	0	1	0	305	29%
Totals		61/3	60	46	14	5	3.0	1	10	10	0	7	10	0	1	0	---	---

PLAYOFFS

2015	Pittsburgh	1/0	0	0	0	0	0.0	0	0	--	0	0	0	0	0	0	0	0%
2016	Pittsburgh	2/0	0	0	0	0	0.0	0	0	--	0	0	0	0	0	0	0	0%
2017	Pittsburgh	1/0	1	1	0	0	0.0	0	0	--	0	1	0	0	0	0	13	21%
Totals		4/0	1	1	0	0	0.0	0	0	--	0	1	0	0	0	0	---	---

ADDITIONAL STATISTICS

Special Teams Tackles: 17 - 2018 (4), 2017 (7), 2016 (1), 2012 (5)

CAREER HIGHS

Tackles	12	12/2/18 vs. LAC
Sacks	1.0	3x, last: 10/7/18 vs. Atl.
INTs	1	9/9/12 vs. Phi.
PDs	2	9/9/12 vs. Phi.
FFs	--	---
FRs	1	10/7/18 vs. Atl.

COLLEGE HIGHLIGHTS (Continued)

- Named FCS and Missouri Valley Conference Defensive Player of the Year and earned first-team All-MVC honors after leading the FCS with 184 tackles as a senior in 2011. Earned second-team All-MVC honors as a junior in 2010

TRANSACTIONS

- 2012** Signed by CLE as undrafted free agent
- 9/1/13** Waived by CLE
- 1/1/14** Signed by DEN
- 8/30/14** Waived by DEN
- 10/21/14** Signed by SEA to practice squad
- 10/29/14** Activated by SEA from practice squad to 53-man roster
- 11/4/14** Waived by SEA
- 11/6/14** Signed by SEA to practice squad
- 11/11/14** Released by SEA from practice squad
- 11/26/14** Signed by CIN to practice squad
- 1/5/15** Signed by CIN
- 4/29/15** Waived by CIN
- 8/4/15** Signed by NE
- 8/18/15** Waived by NE
- 8/19/15** Acquired by PIT off waivers
- 9/5/15** Waived by PIT
- 9/6/15** Signed by PIT to practice squad
- 12/28/15** Activated by PIT from practice squad to 53-man roster
- 11/12/16** Waived by PIT
- 11/15/16** Signed by PIT
- 9/12/17** Waived by PIT
- 9/13/17** Signed by PIT to practice squad
- 9/23/17** Activated by PIT from practice squad to 53-man roster
- 3/14/19** Signed by PHI to 3-year contract





2018 GAME-BY-GAME STATISTICS (PIT)

Date	Opp	GP/S	Tot	Solo	Sk	Int	PD	FF	FR	Snaps	Pct		
Sep 9	at Cle	T	1/0	0	0	0.0	0	0	0	0	0%		
Sep 16	KC	L	1/0	0	0	0.0	0	0	0	0	0%		
Sep 24	at TB	W	1/0	0	0	0.0	0	0	0	0	0%		
Sep 30	Bal	L	1/0	3	3	0.0	0	0	0	11	15%		
Oct 7	Atl	W	1/0	6	6	1.0	0	0	0	1	27	38%	
Oct 14	at Cin	W	0/0	INACTIVE (ANKLE)									
Oct 28	Cle	W	1/0	2	2	0.0	0	0	0	0	21	33%	
Nov 4	at Bal	W	1/0	0	0	0.0	0	0	0	0	27	44%	
Nov 8	Car	W	1/0	2	2	0.0	0	0	0	0	9	16%	
Nov 18	at Jax	W	1/0	1	1	0.0	0	0	0	0	14	20%	
Nov 25	at Den	L	1/0	4	3	0.0	0	0	0	0	17	30%	
Dec 2	LAC	L	1/0	12	9	0.0	0	0	0	0	52	83%	
Dec 9	at Oak	L	1/1	4	3	0.0	0	0	0	0	52	78%	
Dec 16	NE	W	1/0	0	0	0.0	0	0	0	0	3	5%	
Dec 23	at NO	L	1/0	1	1	0.0	0	0	0	0	23	35%	
Dec 30	Cin	W	1/1	8	4	0.0	0	0	0	0	49	100%	
Totals			15/2	43	34	1.0	0	0	0	1	305	29%	

2017 GAME-BY-GAME STATISTICS (PIT)

Date	Opp	GP/S	Tot	Solo	Sk	Int	PD	FF	FR	Snaps	Pct		
Sep 10	at Cle	W	1/0	0	0	0.0	0	0	0	0	1	2%	
Sep 17	Min	W	---	STEELERS PRACTICE SQUAD									
Sep 24	at Chi	L	1/0	0	0	0.0	0	0	0	0	1	2%	
Oct 1	at Bal	W	1/0	0	0	0.0	0	0	0	0	0	0%	
Oct 8	Jax	L	1/0	0	0	0.0	0	0	0	0	1	2%	
Oct 15	at KC	W	1/0	0	0	0.0	0	0	0	0	0	0%	
Oct 22	Cin	W	1/0	0	0	0.0	0	0	0	0	1	2%	
Oct 29	at Det	W	1/0	0	0	0.0	0	0	0	0	1	1%	
Nov 12	at Ind	W	1/0	0	0	0.0	0	0	0	0	0	0%	
Nov 16	Ten	W	1/0	0	0	0.0	0	0	0	0	0	0%	
Nov 26	GB	W	1/0	0	0	0.0	0	0	0	0	0	0%	
Dec 4	at Cin	W	1/0	1	1	0.0	0	1	0	0	17	27%	
Dec 10	Bal	W	1/0	0	0	0.0	0	1	0	0	8	13%	
Dec 17	NE	L	1/0	0	0	0.0	0	0	0	0	15	25%	
Dec 25	at Hou	W	1/0	0	0	0.0	0	1	0	0	12	22%	
Dec 31	Cle	W	1/0	1	1	1.0	0	1	0	0	20	31%	
Totals			15/0	2	2	1.0	0	4	0	0	77	8%	

PLAYOFFS

Jan 14	Jax	L	1/0	1	1	0.0	0	1	0	0	13	21%
Totals			1/0	1	1	0.0	0	1	0	0	13	21%

2016 GAME-BY-GAME STATISTICS (PIT)

Date	Opp	GP/S	Tot	Solo	Sk	Int	PD	FF	FR	Snaps	Pct		
Sep 12	at Was	W	1/0	1	1	0.0	0	0	0	0	4	7%	
Sep 18	Cin	W	1/0	0	0	0.0	0	0	0	0	1	1%	
Sep 25	at Phi	L	1/0	1	1	0.0	0	0	0	0	33	51%	
Oct 2	KC	W	1/0	0	0	0.0	0	0	0	0	3	4%	
Oct 9	NYJ	W	1/0	0	0	0.0	0	0	0	0	0	0%	
Oct 16	at Mia	L	1/0	0	0	0.0	0	0	0	0	1	1%	
Oct 23	NE	L	1/0	0	0	0.0	0	0	0	0	0	0%	
Nov 6	at Bal	L	0/0	INACTIVE									
NOT ON NFL ROSTER													
Nov 20	at Cle	W	1/0	0	0	0.0	0	0	0	0	0	0%	
Nov 24	at Ind	W	1/0	0	0	0.0	0	0	0	0	0	0%	
Dec 4	NYG	W	1/0	0	0	0.0	0	0	0	0	0	0%	
Dec 11	at Buf	W	1/0	0	0	0.0	0	0	0	0	0	0%	
Dec 18	at Cin	W	1/0	0	0	0.0	0	0	0	0	0	0%	
Dec 25	Bal	W	1/0	0	0	0.0	0	0	0	0	0	0%	
Jan 1	Cle	W	1/0	0	0	0.0	0	0	0	0	0	0%	
Totals			14/0	2	2	0.0	0	0	0	0	42	4%	
PLAYOFFS													
Jan 8	Mia	W	1/0	0	0	0.0	0	0	0	0	0	0%	
Jan 15	at KC	W	1/0	0	0	0.0	0	0	0	0	0	0%	
Jan 22	at NE	L	0/0	INACTIVE									
Totals			2/0	0	0	0.0	0	0	0	0	0	0%	

2015 GAME-BY-GAME STATISTICS (PIT)

Date	Opp	GP/S	Tot	Solo	Sk	Int	PD	FF	FR	Snaps	Pct		
Sep 10	at NE	L	---	STEELERS PRACTICE SQUAD									
Sep 20	SF	W	---	STEELERS PRACTICE SQUAD									
Sep 27	at StL	W	---	STEELERS PRACTICE SQUAD									
Oct 1	Bal	L	---	STEELERS PRACTICE SQUAD									
Oct 12	at SD	W	---	STEELERS PRACTICE SQUAD									
Oct 18	Ari	W	---	STEELERS PRACTICE SQUAD									
Oct 25	at KC	L	---	STEELERS PRACTICE SQUAD									
Nov 1	Cin	L	---	STEELERS PRACTICE SQUAD									
Nov 8	Oak	W	---	STEELERS PRACTICE SQUAD									
Nov 15	Cle	W	---	STEELERS PRACTICE SQUAD									
Nov 29	at Sea	L	---	STEELERS PRACTICE SQUAD									
Dec 6	Ind	W	---	STEELERS PRACTICE SQUAD									
Dec 13	at Cin	W	---	STEELERS PRACTICE SQUAD									
Dec 20	Den	W	---	STEELERS PRACTICE SQUAD									
Dec 27	at Bal	L	---	STEELERS PRACTICE SQUAD									
Jan 3	at Cle	W	0/0	INACTIVE									
Totals			0/0	0	0	0.0	0	0	0	0	0	0%	
PLAYOFFS													
Jan 9	at Cin	W	0/0	INACTIVE									
Jan 17	at Den	L	1/0	0	0	0.0	0	0	0	0	0	0%	
Totals			1/0	0	0	0.0	0	0	0	0	0	0%	



2014 GAME-BY-GAME STATISTICS (SEA)

Date	Opp	GP/S	Tot	Solo	Sk	Int	PD	FF	FR	Snaps	Pct
NOT ON NFL ROSTER											
NOT ON NFL ROSTER											
NOT ON NFL ROSTER											
NOT ON NFL ROSTER											
NOT ON NFL ROSTER											
NOT ON NFL ROSTER											
Oct 26	at Car	W	---	SEAHAWKS PRACTICE SQUAD							
Nov 2	Oak	W	1/0	0	0	0.0	0	0	0	0	
Nov 9	NYG	W	---	SEAHAWKS PRACTICE SQUAD							
RELEASED BY SEATTLE FROM PRACTICE SQUAD (11/11/14)											
SIGNED BY BENGALS TO PRACTICE SQUAD (11/26/14)											
Nov 30	at TB	W	---	BENGALS PRACTICE SQUAD							
Dec 7	Pit	L	---	BENGALS PRACTICE SQUAD							
Dec 14	at Cle	W	---	BENGALS PRACTICE SQUAD							
Dec 22	Den	W	---	BENGALS PRACTICE SQUAD							
Dec 28	at Pit	L	---	BENGALS PRACTICE SQUAD							
Totals			1/0	0	0	0.0	0	0	0	0	0%

2012 GAME-BY-GAME STATISTICS (CLE)

Date	Opp	GP/S	Tot	Solo	Sk	Int	PD	FF	FR	Snaps	Pct
Sep 9	Phi	L	1/1	2	2	1.0	1	2	0	0	37%
Sep 16	at Cin	L	1/0	0	0	0.0	0	0	0	0	0%
Sep 23	Buf	L	1/0	0	0	0.0	0	0	0	0	0%
Sep 27	at Bal	L	1/0	1	0	0.0	0	0	0	2	2%
Oct 7	at NYG	L	1/0	9	5	0.0	0	0	0	38	51%
Oct 14	Cin	W	1/0	0	0	0.0	0	0	0	0	0%
Oct 21	at Ind	L	1/0	0	0	0.0	0	0	0	0	0%
Oct 28	SD	W	1/0	0	0	0.0	0	0	0	0	0%
Nov 4	Bal	L	1/0	0	0	0.0	0	0	0	0	0%
Nov 18	at Dal	L	1/0	0	0	0.0	0	0	0	1	1%
Nov 25	Pit	W	1/0	0	0	0.0	0	0	0	1	2%
Dec 2	at Oak	W	1/0	0	0	0.0	0	0	0	0	0%
Dec 9	KC	W	1/0	0	0	0.0	0	0	0	0	0%
Dec 16	Was	L	1/0	0	0	0.0	0	0	0	0	0%
Dec 23	at Den	L	1/0	0	0	0.0	0	0	0	2	2%
Dec 30	at Pit	L	1/0	1	1	0.0	0	1	0	16	28%
Totals			16/1	13	8	1.0	1	3	0	97	8%



6-2 | 230  **3rd Year**
DOB: Feb. 23, 1995 (Age 24)

**Sioux Falls,
South Dakota**

**Washington
High School**



Nebraska
D5b-17 (184th overall)
by Philadelphia

MOST INTERCEPTIONS

NCAA SAFETIES (2014-16)

14	Gerod Holliman (Louisville)
14	Xavier Woods (La. Tech)
13	Nathan Gerry (Nebraska)
13	Dylan Haines (Texas)

THREE-STEP DROP

First job: Host at Famous Dave's
Best player he ever lined up against:
Vikings RB Ameer Abdullah
Player he models his game after:
Vikings S Harrison Smith

Moment left star struck:
"My first preseason game. I was on the sidelines and Green Bay made a play on our sideline and I was like, 'Oh wow, that's Clay Matthews.' That was probably the first time I was really star struck."

Favorite Quote: "A winner never quits and a quitter never wins."



Nathan Gerry (pronounced GARY) was selected by the Eagles in the 5th round (184th overall) of the 2017 NFL Draft. Formerly a safety at Nebraska, Gerry made the transition to linebacker as a rookie and has seen the majority of his action on Philadelphia's special teams units. In 2018, Gerry recorded 18 tackles (13 solo), 1 INT, 1 PD and 4 special teams tackles in a career-high 13 games (2 starts).

SPECIAL TEAMS SNAPS

EAGLES PLAYERS IN 2018

LaRoy Reynolds	359 (83%)
Kamu Grugier-Hill	344 (79%)
Nathan Gerry	257 (59%)
D.J. Alexander	237 (55%)
Wendell Smallwood	214 (49%)

SEASON HIGHLIGHTS

2018 - PHILADELPHIA EAGLES (13/2, 2/0)

- Recorded his 1st career INT when he picked off Redskins QB **Mark Sanchez** in the 28-13 win vs. Was. (12/3/18)
- Started and recorded career highs in tackles (4) and defensive snaps played (33) in the 25-22 win vs. NYG (11/25/18)

2017 - PHILADELPHIA EAGLES (10/1, 3/0)

- Finished tied for 6th on the team with 181 special teams snaps and registered 6 special teams tackles
- Saw the first defensive action of his NFL career vs. Dal. (12/31/17) and recorded 1 solo tackle and 1 PD

COLLEGE HIGHLIGHTS

- Named a Bednarik Award semi-finalist, earned All-America and first-team All-Big Ten honors as a senior in 2016
- Played in 11 games (all starts) and finished 2nd on the team with 74 tackles. Added 4 INTs for the third-consecutive season



CAREER STATISTICS

Year	Team	GP/S	TACKLES					PASS DEFENSE						FUMBLES			DEF SNAPS		
			Total	Solo	Asst	TFL	Sacks	Int	Yds	Lg	TD	PD	OPH	FF	FR	Yds	No	Pct	
2017	Philadelphia	10/1	1	1	0	0	0.0	0	0	--	0	1	0	0	0	0	0	20	2%
2018	Philadelphia	13/2	18	13	5	0	0.0	1	8	8	0	1	0	0	0	0	0	134	13%
Totals		23/3	19	14	5	0	0.0	1	8	8	0	2	0	0	0	0	0	---	---

PLAYOFFS


2017	Philadelphia	3/0	0	0	0	0	0.0	0	0	--	0	0	0	0	0	0	0	1	1%
2018	Philadelphia	2/0	0	0	0	0	0.0	0	0	--	0	0	0	0	0	0	0	5	4%
Totals		5/0	0	0	0	0	0.0	0	0	--	0	0	0	0	0	0	0	---	---

ADDITIONAL STATISTICS

Special Teams Tackles: 10 - 2018 (4), 2017 (6) **Postseason Special Teams Tackles:** 1 - 2018 (1)

CAREER HIGHS

Tackles	5	2x, last: 12/16/18 at LAR
Sacks	--	---
INTs	1	12/3/18 vs. Was.
PDs	1	2x, last: 9/6/18 vs. Atl.
FFs	--	---
FRs	--	---



COLLEGE HIGHLIGHTS (Continued)

- Voted third-team All-Big Ten by the media as a junior in 2015 after leading the Huskers with 79 tackles and 4 INTs
- Earned Honorable Mention All-Big Ten accolades as a sophomore in 2014. Started every game and led Nebraska with a career-high 5 INTs, all in conference games. Totaled a career-high 15 tackles and an INT at Iowa (11/28/14) to earn Big Ten Defensive Player of the Week honors

TRANSACTIONS

- 2017** Drafted by PHI in 5th round (184th overall)
Signed 4-year contract
- 9/2/17** Waived by PHI
- 9/4/17** Signed by PHI to practice squad
- 10/19/17** Signed by PHI from practice squad to active roster

BIRDSEED

Gerry is the son of Kelli and Brian Gerry. During college, Gerry majored in sociology and volunteered his time with team hospital visits, Big Brothers/Big Sisters and Uplifting Athletes.

Gerry helped lead Washington (SD) High School's football team to a 48-3 record and three state championships. He was a two-way starter, playing running back and wide receiver. Gerry also handled kicking and punting duties as a senior.

Gerry was also a track standout in high school, winning his second straight 200-meter state title as a senior as well as the 100-meter event. Gerry set the state record in the 200 meters with a time of 21.52.

@NathanGerry @nathangerry



2018 GAME-BY-GAME STATISTICS (PHI)

Date	Opp	GP/S	Tot	Solo	Sk	Int	PD	FF	FR	Snaps	Pct		
Sep 6	Atl	W	1/1	1	1	0.0	0	1	0	0	26	37%	
Sep 16	at TB	L	1/0	0	0	0.0	0	0	0	0	4	7%	
Sep 23	Ind	W	1/0	0	0	0.0	0	0	0	0	0	0%	
Sep 30	at Ten	L	1/0	0	0	0.0	0	0	0	0	1	1%	
Oct 7	Min	L	1/0	0	0	0.0	0	0	0	0	0	0%	
Oct 11	at NYG	W	0/0	INACTIVE (ANKLE, KNEE)									
Oct 21	Car	L	0/0	INACTIVE (ANKLE, KNEE)									
Oct 28	at Jax	W	0/0	INACTIVE (ANKLE, KNEE)									
Nov 11	Dal	L	1/0	0	0	0.0	0	0	0	0	2	3%	
Nov 18	at NO	L	1/0	1	0	0.0	0	0	0	0	8	11%	
Nov 25	NYG	W	1/1	4	2	0.0	0	0	0	0	33	53%	
Dec 3	Was	W	1/0	2	2	0.0	1	0	0	0	11	24%	
Dec 9	at Dal	L	1/0	5	4	0.0	0	0	0	0	29	29%	
Dec 16	at LAR	W	1/0	5	4	0.0	0	0	0	0	20	26%	
Dec 23	Hou	W	1/0	0	0	0.0	0	0	0	0	0	0%	
Dec 30	at Was	W	1/0	0	0	0.0	0	0	0	0	0	0%	
Totals			13/2	18	13	0.0	1	1	0	0	134	13%	
PLAYOFFS													
Jan 6	at Chi	W	1/0	0	0	0.0	0	0	0	0	0	0%	
Jan 13	at NO	L	1/0	0	0	0.0	0	0	0	0	5	6%	
Totals			2/0	0	0	0.0	0	0	0	0	5	4%	

2017 GAME-BY-GAME STATISTICS (PHI)

Date	Opp	GP/S	Tot	Solo	Sk	Int	PD	FF	FR	Snaps	Pct		
Sep 10	at Was	W	---	EAGLES PRACTICE SQUAD									
Sep 17	at KC	L	---	EAGLES PRACTICE SQUAD									
Sep 24	NYG	W	---	EAGLES PRACTICE SQUAD									
Oct 1	at LAC	W	---	EAGLES PRACTICE SQUAD									
Oct 8	Ari	W	---	EAGLES PRACTICE SQUAD									
Oct 12	at Car	W	---	EAGLES PRACTICE SQUAD									
Oct 23	Was	W	1/0	0	0	0.0	0	0	0	0	0	0%	
Oct 29	SF	W	1/0	0	0	0.0	0	0	0	0	0	0%	
Nov 5	Den	W	1/0	0	0	0.0	0	0	0	0	0	0%	
Nov 19	at Dal	W	1/0	0	0	0.0	0	0	0	0	0	0%	
Nov 26	Chi	W	1/0	0	0	0.0	0	0	0	0	0	0%	
Dec 3	at Sea	L	1/0	0	0	0.0	0	0	0	0	0	0%	
Dec 10	at LAR	W	1/0	0	0	0.0	0	0	0	0	0	0%	
Dec 17	at NYG	W	1/0	0	0	0.0	0	0	0	0	0	0%	
Dec 25	Oak	W	1/0	0	0	0.0	0	0	0	0	0	0%	
Dec 31	Dal	L	1/1	1	1	0.0	0	1	0	0	20	29%	
Totals			10/1	1	1	0.0	0	1	0	0	20	2%	
PLAYOFFS													
Jan 13	Atl	W	1/0	0	0	0.0	0	0	0	0	0	0%	
Jan 21	Min	W	1/0	0	0	0.0	0	0	0	0	1	1%	
Feb 4	at NE	W	1/0	0	0	0.0	0	0	0	0	0	0%	
Totals			3/0	0	0	0.0	0	0	0	0	1	1%	



6-5 | 256  **2nd Year**

DOB: Jan. 3, 1995 (Age 24)

☆
Britton, South Dakota
Britton-Hecla High School



South Dakota State
D2-18 (49th overall)
by Philadelphia

NCAA FCS PLAYERS (2016-17)

MOST RECEPTIONS

201	Troy Pelletier (Lehigh)
181	Keelan Doss (UC Davis)
170	Justin Watson (Penn)
164	Dallas Goedert* (SDSU)

MOST RECEIVING YARDS

2,652	Nathan Stewart (SHSU)
2,570	Troy Pelletier (Lehigh)
2,410	Keelan Doss (UC Davis)
2,404	Dallas Goedert* (SDSU)

**Led all NCAA FBS tight ends*

THREE-STEP DROP

First job: Owned a lawn care company

Surprisingly good at: Unicycling

Players he models his game after:
Zach Ertz and Travis Kelce

Favorite athletes growing up:
Brett Favre and Aaron Rodgers

Favorite TV show: *The Office*

Favorite music: Country, Sam Hunt



Originally selected by the Eagles in the 2nd round (49th overall) of the 2018 NFL Draft, **Dallas Goedert** (pronounced GOD-ert) tied for the most receiving TDs (4) by an NFL rookie TE last season. Goedert was a two-time FCS All-American (2016-17) at South Dakota State, where he amassed 1,000+ receiving yards as a junior and senior and totaled a school-record 92 receptions in 2016.

2018 ROOKIE TIGHT ENDS

MOST RECEIVING TDs

Dallas Goedert (Phi.)	4
Christopher Herndon (NYJ)	4
Jordan Thomas (Hou.)	4

MOST RECEIVING YARDS

Mark Andrews (Bal.)	552
Christopher Herndon (NYJ)	502
Dallas Goedert (Phi.)	334

MOST RECEPTIONS

Christopher Herndon (NYJ)	39
Ian Thomas (Car.)	36
Mark Andrews (Bal.)	34
Dallas Goedert (Phi.)	33

SEASON HIGHLIGHTS

2018 - PHILADELPHIA EAGLES (16/8, 2/0)

- Hauled in a 10-yard TD reception from QB **Nick Foles** in the third quarter of the team's Wild Card Playoff win at Chi. (1/6/19). Became the first NFL rookie TE to catch a go-ahead TD in a playoff game since **Richard Rodgers** with Green Bay on 1/11/15 vs. Dallas (13-yard TD from **Aaron Rodgers** that gave the Packers a 26-21 advantage in the fourth quarter)
- His 4 receiving TDs tied for the most by a rookie TE in 2018 and tied for 6th among all rookies. They also tied for the 3rd-most by a rookie TE in Eagles history
- Corralled a fourth-quarter TD to tie the game at 16-16 at Dal. (12/9/18)



CAREER STATISTICS

Year	Team	GP/S	RECEIVING					OFF SNAPS	
			Rec	Yds	Avg	Lg	TD	No	Pct
2018	Philadelphia	16/8	33	334	10.1	32t	4	525	48%
Totals		16/8	33	334	10.1	32t	4	---	---

PLAYOFFS

2018	Philadelphia	2/0	2	20	10.0	10t	1	50	42%
Totals		2/0	2	20	10.0	10t	1	50	42%

ADDITIONAL STATISTICS

Special Teams Tackles: 3 - 2018 (3)

Postseason Special Teams Tackles: 1 - 2018 (1)

CAREER HIGHS

Receptions	7	9/23/18 vs. Ind.
Receiving Yards	73	9/23/18 vs. Ind.
Receiving Long	32t	10/28/18 at Jax.
Receiving TDs	1	5x, last: 1/6/19 at Chi. (WC)



SEASON HIGHLIGHTS (Continued)

- Scored a TD for the second-consecutive week when he registered a 32-yard catch-and-run score just before halftime to give the Eagles a 10-6 lead at Jax. (10/28/18)
- Hauled in the second TD of his career vs. Car. (10/21/18), while totaling 4 catches for 43 yards
- Led the team in receptions (7) and receiving yards (73) vs. Ind. (9/23/18). Hauled in his first NFL TD on a 13-yard catch from QB **Carson Wentz** on the opening drive. Became the first Eagles rookie TE with 70+ receiving yards and 1+ TD in a single game since **Keith Jackson** on 12/18/88 at Dal. (92 yards, 1 TD). TE **Zach Ertz** finished the game with 5 catches for 73 yards and the two became the first Eagles TE duo to register 70+ receiving yards in the same game since **Ray Poage** (5 receptions, 142 yards) and **Pete Retzlaff** (6 receptions, 118 yards) on 12/5/65 vs. Dallas

COLLEGE HIGHLIGHTS

- A two-time FCS All-America First Team selection (2016-17) and two-time FCS Walter Payton Award finalist (2016-17) at South Dakota State, where he finished with the 3rd-most receptions (198), 4th-most receiving yards (2,988) and 5th-most receiving TDs (21) in school history

EXPERT UNICYCLIST

Goedert is not just an athlete in the traditional sense - he is also a skilled unicyclist. "I was looking through the JCPenney catalog one day - the Christmas catalog, the thick one. I saw a unicycle and I told my mom that I wanted one. She said, 'Well, your grandpa has a bunch of unicycles. We used to ride them all the time.' So I said, 'Can we go get one?' Let's do it.' So I learned how. I have three other cousins that know how, too. And we ride in parades or centennials, 125th, Fourth of July parades in small towns around Britain. It was one of the biggest attractions in the parade, people love seeing it." Perhaps the greatest feat of Goedert's unicycling career is learning how to ride a six-foot unicycle, which he says requires starting off the back of a truck.

DALLAS IN PHILLY

Goedert's first name, Dallas, comes from his dad, who was a Dallas Cowboys fan, though his stepdad raised him to root for the Green Bay Packers. That being said, Goedert assures that everyone in his family now loves the Eagles. Additionally, shortly after he was selected by Philadelphia in the 2nd round of the 2018 NFL Draft, Goedert took notice of a handful of GoFundMe pages lobbying for him to change his name to 'Philly.'

"We're going to have a little bit of trouble with that, but hopefully I can make enough plays that they'll get over [my name being Dallas]."

BASKETBALL STAR

Goedert was a very talented basketball player and considers the sport his first 'true love.' However, his mom helped him focus on football with some friendly advice. "She said I'm going to have a better chance playing college football than basketball because 22 people start in football and only five start in basketball. I think she was just telling me that being 6'5" is being too short to be a three, four or five guy in the NBA."

Goedert definitely notices the impact that basketball has had on his football career. "Beating man coverage is a lot like driving to the hole, doing a crossover to get by somebody. And then any time you're in the red zone you're using your body like you're boxing out, or go up and catch a fade ball like you are high-pointing a rebound. A lot of things translate."

BIRDSEED

Goedert was a two-time honorable mention all-state selection and three-time all-conference pick in both football and basketball at Britton-Hecla High School.



@goedert33



@goedert33



2018 GAME-BY-GAME STATISTICS (PHI)

Date	Opp	GP/S	RECEIVING					SNAPS		
			Rec	Yds	Avg	Lg	TD	No	Pct	
Sep 6	Atl	W	1/0	1	4	4.0	4	0	17	24%
Sep 16	at TB	L	1/0	0	0	---	--	0	17	22%
Sep 23	Ind	W	1/1	7	73	10.4	19	1	55	67%
Sep 30	at Ten	L	1/1	2	13	6.5	10	0	31	40%
Oct 7	Min	L	1/0	2	16	8.0	11	0	35	59%
Oct 11	at NYG	W	1/1	1	7	7.0	7	0	32	45%
Oct 21	Car	L	1/1	4	43	10.8	21	1	37	55%
Oct 28	at Jax	W	1/0	1	32	32.0	32t	1	30	48%
Nov 11	Dal	L	1/0	0	0	---	--	0	18	29%
Nov 18	at NO	L	1/1	0	0	---	--	0	16	31%
Nov 25	NYG	W	1/0	3	33	11.0	16	0	36	55%
Dec 3	Was	W	1/1	0	0	---	--	0	39	52%
Dec 9	at Dal	L	1/1	4	44	11.0	26	1	31	60%
Dec 16	at LAR	W	1/1	2	12	6.0	10	0	39	61%
Dec 23	Hou	W	1/0	3	30	10.0	24	0	48	59%
Dec 30	at Was	W	1/0	3	27	9.0	25	0	44	62%
Totals			16/8	33	334	10.1	32t	4	525	48%
PLAYOFFS										
Jan 6	at Chi	W	1/0	2	20	10.0	10t	1	30	44%
Jan 13	at NO	L	1/0	0	0	---	--	0	20	39%
Totals			2/0	2	20	10.0	10t	1	50	42%

COLLEGE HIGHLIGHTS (Continued)

- Over his last two seasons at South Dakota State (2016-17), led all FCS TEs in receptions (164) and receiving yards (2,404) and ranked 2nd among that group in receiving TDs (18)
- As a senior in 2017, earned first-team All-MVFC honors after leading the nationally-ranked Jackrabbits with 72 receptions and 1,111 receiving yards
- Also ranked 2nd on the team with 7 receiving TDs as a senior. Caught TDs in FCS playoff games against Northern Iowa (12/2/17) and at James Madison (12/16/17)
- Earned all-conference honors as a junior in 2016 after setting a South Dakota State single-season record with 92 receptions. His 1,293 receiving yards were the 5th-most in a season by a Jackrabbit and the most by a TE. Caught 8 passes for 204 yards and tied a school record with 4 TDs in the home win over Western Illinois (10/1/16)
- Named first-team All-MVFC following his sophomore year in 2015. Recorded 2 receptions for 43 yards, including a 30-yard TD, in the FCS playoff game at Montana (11/28/15)

TRANSACTIONS

- 2018** Drafted by PHI in 2nd round (49th overall)
Signed 4-year contract

DE BRANDON GRAHAM 55



6-2 | 265  **10th Year**

DOB: April 3, 1988 (Age 31)

AP
2016



Originally selected by Philadelphia with the 13th-overall pick in the 2010 NFL Draft, **Brandon Graham** is the longest-tenured member of the Eagles defense. Graham, who ranks 7th in team history with 42.5 career sacks, recorded the top defensive play in **Super Bowl LII** when he strip-sacked Patriots QB **Tom Brady** in the fourth quarter.



Detroit, Michigan

Crockett Vocational Technical



Michigan
D1-10 (13th overall)
by Philadelphia



CAREER SACKS

EAGLES ALL-TIME HISTORY

Reggie White (1985-92)	124.0
Trent Cole (2005-14)	85.5
Clyde Simmons (1986-93)	76.0
Hugh Douglas (1998-2002, '04)	54.5
Greg Brown (1982-86)	50.5
Fletcher Cox (2012-)	44.5
Brandon Graham (2010-)	42.5

MOST TACKLES FOR LOSS

EAGLES PLAYERS (2016-18)

42 **Brandon Graham**

29 **Fletcher Cox**

26 **Malcolm Jenkins**

19 **Vinny Curry**

15 *Several players tied*

THREE-STEP DROP

Bucket list: Drive a NASCAR car

First jersey: Dave Bing, Detroit Pistons

First job: Working the grill at McDonald's

Favorite Halloween costume: Batman, when he was 10 years old

Favorite movie: *Equalizer*

Favorite book: *New Money: Staying Rich* by Phillip Buchanon

Favorite quote: "Those who stay, will be champions." - Bo Schembechler

CAREER HIGHLIGHTS

- Recorded the top defensive play of **Super Bowl LII** when he strip-sacked Patriots QB **Tom Brady** in the fourth quarter (recovered by **Derek Barnett**). The takeaway set up a 46-yard FG by **Jake Elliott** that gave the Eagles a 41-33 lead with 1:05 remaining
- Named a **Pro Bowl** first alternate in 2017 after leading the Eagles defense with a career-high 9.5 sacks
- Voted second-team **All-Pro** in 2016, when he ranked 1st in the NFL with 78 combined sacks, hurries and QB knockdowns (according to Stats LLC)

NOTES TO KNOW

- Ranks 7th in Eagles history with 42.5 career sacks, behind **Reggie White** (124.0), **Trent Cole** (85.5), **Clyde Simmons** (76.0), **Hugh Douglas** (54.5), **Greg Brown** (50.5) and teammate **Fletcher Cox** (44.5)

In 2016, Graham led the NFL with 78 combined sacks, hurries and QB knockdowns.



CAREER STATISTICS

Year	Team	GP/S	TACKLES					PASS DEFENSE						FUMBLES			DEF SNAPS	
			Total	Solo	Asst	TFL	Sacks	Int	Yds	Lg	TD	PD	QPH	FF	FR	Yds	No	Pct
2010	Philadelphia	13/6	19	12	7	1	3.0	0	0	--	0	0	13	2	0	0	N/A	N/A
2011	Philadelphia	3/0	4	2	2	1	0.0	0	0	--	0	0	1	0	0	0	N/A	N/A
2012	Philadelphia	16/6	50	34	16	7	5.5	0	0	--	0	1	27	2	1	0	420	40%
2013	Philadelphia	16/0	21	14	7	2	3.0	0	0	--	0	0	7	1	0	0	323	27%
2014	Philadelphia	16/1	43	29	14	13.5	5.5	0	0	--	0	0	18	4	0	0	499	43%
2015	Philadelphia	16/10	63	44	19	12.5	6.5	0	0	--	0	1	7	3	0	0	858	71%
2016	Philadelphia	16/16	64	50	14	14	5.5	0	0	--	0	1	30	2	1	4	764	75%
2017	Philadelphia	15/15	51	43	8	16	9.5	0	0	--	0	1	27	2	1	0	666	65%
2018	Philadelphia	16/16	46	37	9	12	4.0	0	0	--	0	2	40	1	1	0	753	72%
Totals		127/70	361	265	96	79	42.5	0	0	--	0	6	170	17	4	4	---	---

PLAYOFFS

2010	Philadelphia	0/0	PLACED ON INJURED RESERVE (KNEE) ON 12/14/10															
2013	Philadelphia	1/0	2	1	1	0	1.0	0	0	--	0	0	1	0	0	0	22	31%
2017	Philadelphia	3/3	5	4	1	0	1.0	0	0	--	0	0	13	1	0	0	162	79%
2018	Philadelphia	2/2	5	4	1	1	1.5	0	0	--	0	0	4	1	0	0	123	87%
Totals		6/5	12	9	3	1	3.5	0	0	--	0	0	18	2	0	0	---	---

ADDITIONAL STATISTICS

Fumble Recovery TD: 16-yard TD (forced by **Nigel Bradham**) on 12/10/17 at LAR **Special Teams Tackles:** 15 - 2014 (8), 2013 (7)

CAREER HIGHS

Tackles	10	12/13/12 vs. Cin.
Sacks	2.5	12/13/12 vs. Cin.
INTs	--	---
PDs	1	6x, last: 12/30/18 at Was.
FFs	2	11/8/15 at Dal.
FRs	1	4x, last: 12/9/18 at Dal.

SEASON HIGHLIGHTS

2018 - PHILADELPHIA EAGLES (16/16, 2/2)

- Notched the second postseason strip-sack of his career when he sacked Saints QB **Drew Brees** and forced a fumble at NO (1/13/19)
- Recorded a half-sack in the Wild Card win at Chi. (1/6/19)
- Logged a strip-sack of QB **Mark Sanchez** vs. Was. (12/3/18)
- Registered 1.5 sacks of Cowboys QB **Dak Prescott** vs. Dal. (11/11/18)

2017 - PHILADELPHIA EAGLES (15/15, 3/3)

- Recorded the top defensive play of **Super Bowl LII** when he strip-sacked Patriots QB **Tom Brady** in the fourth quarter (recovered by **Derek Barnett**). The takeaway set up a 46-yard FG by **Jake Elliott** that gave the Eagles a 41-33 lead with 1:05 remaining
- Named a **Pro Bowl** first alternate after leading the team with a career-high 9.5 sacks, which are the most by an Eagle since **Fletcher Cox** in 2015 (9.5)
- Sealed the victory with a 16-yard fumble recovery TD forced by **Nigel Bradham** in the 43-35 win at LAR (12/10/17)
- Recorded 2.0 sacks at Was. (9/10/17), including a strip-sack of Redskins QB **Kirk Cousins** that led to a 20-yard fumble recovery TD by **Fletcher Cox**

2016 - PHILADELPHIA EAGLES (16/16)

- Named second-team **All-Pro** by the *Associated Press* and voted a first alternate to the Pro Bowl after leading the NFL with 78 combined sacks, hurries and QB knockdowns (according to *Stats LLC*)





2018 GAME-BY-GAME STATISTICS (PHI)

Date	Opp	GP/S	Tot	Solo	Sk	Int	PD	FF	FR	Snaps	Pct
Sep 6	Atl	W	1/1	2	2	0.0	0	0	0	46	66%
Sep 16	at TB	L	1/1	8	6	0.0	0	0	0	39	67%
Sep 23	Ind	W	1/1	2	2	0.0	0	0	0	34	58%
Sep 30	at Ten	L	1/1	4	3	0.0	0	0	0	41	58%
Oct 7	Min	L	1/1	5	4	1.0	0	1	0	52	84%
Oct 11	at NYG	W	1/1	2	2	0.0	0	0	0	39	60%
Oct 21	Car	L	1/1	2	1	0.5	0	0	0	39	66%
Oct 28	at Jax	W	1/1	2	2	0.0	0	0	0	51	80%
Nov 11	Dal	L	1/1	5	3	1.5	0	0	0	55	80%
Nov 18	at NO	L	1/1	1	1	0.0	0	0	0	42	60%
Nov 25	NYG	W	1/1	3	2	0.0	0	0	0	49	79%
Dec 3	Was	W	1/1	4	3	1.0	0	0	1	37	82%
Dec 9	at Dal	L	1/1	3	3	0.0	0	0	1	83	84%
Dec 16	at LAR	W	1/1	0	0	0.0	0	0	0	57	75%
Dec 23	Hou	W	1/1	1	1	0.0	0	0	0	54	83%
Dec 30	at Was	W	1/1	2	2	0.0	0	1	0	35	78%
Totals			16/16	46	37	4.0	0	2	1	753	72%
PLAYOFFS											
Jan 6	at Chi	W	1/1	2	2	0.5	0	0	0	58	91%
Jan 13	at NO	L	1/1	3	2	1.0	0	0	1	65	84%
Totals			2/2	5	4	1.5	0	0	1	123	87%

BIRDSEED

Graham is the son of Tasha Graham and Derrick Walton and has three younger sisters: Brittany, Mikayla and Brianna. Graham married Carlyne Williams in 2014 and resides in Philadelphia. The couple has two children, a son and daughter, and they also have a cocker spaniel named Midnight.

Graham began playing football as a linebacker, center and running back for the Detroit Giants when he was 7 years old. His greatest love besides football growing up was doing flips in gymnastics. "I started doing it when I was young and I just got better and better. It's really fun. I can do about 10 in a row now."

BIGGEST INFLUENCE

Graham names his mother, Tasha Graham, as being the most influential person in his life. A cancer survivor, Tasha was diagnosed with leukemia at a young age. She spent most of her life working at a Chrysler auto plant to support Brandon and his three sisters.

Recalled Tasha, "The doctors told me I would never be able to have kids, so I cherish them because of that. When I was working at Chrysler, working hard, trying to make ends meet, it was for them and Brandon saw that."

2017 GAME-BY-GAME STATISTICS (PHI)

Date	Opp	GP/S	Tot	Solo	Sk	Int	PD	FF	FR	Snaps	Pct		
Sep 10	at Was	W	1/1	4	3	2.0	0	0	1	43	68%		
Sep 17	at KC	L	1/1	5	5	0.5	0	0	0	38	72%		
Sep 24	NYG	W	1/1	1	1	0.0	0	0	0	46	67%		
Oct 1	at LAC	W	1/1	2	1	0.0	0	0	0	44	77%		
Oct 8	Ari	W	1/1	4	4	1.0	0	0	0	43	72%		
Oct 12	at Car	W	1/1	3	1	0.5	0	0	0	62	76%		
Oct 23	Was	W	1/1	1	1	0.0	0	1	0	44	69%		
Oct 29	SF	W	1/1	3	2	1.0	0	0	0	44	67%		
Nov 5	Den	W	1/1	5	5	0.0	0	0	0	40	62%		
Nov 19	at Dal	W	1/1	4	4	1.0	0	0	0	44	70%		
Nov 26	Chi	W	1/1	5	5	1.0	0	0	1	34	62%		
Dec 3	at Sea	L	1/1	5	4	1.5	0	0	0	47	76%		
Dec 10	at LAR	W	1/1	1	1	0.0	0	0	1	36	75%		
Dec 17	at NYG	W	1/1	4	3	1.0	0	0	0	63	72%		
Dec 25	Oak	W	1/1	4	3	0.0	0	0	0	38	55%		
Dec 31	Dal	L	0/0	INACTIVE (ANKLE)									
Totals			15/15	51	43	9.5	0	1	2	1	666	65%	
PLAYOFFS													
Jan 13	Atl	W	1/1	3	2	0.0	0	0	0	57	90%		
Jan 21	Min	W	1/1	0	0	0.0	0	0	0	53	79%		
Feb 4	at NE	W	1/1	2	2	1.0	0	0	1	52	68%		
Totals			3/3	5	4	1.0	0	0	1	0	162	79%	

SEASON HIGHLIGHTS (Continued)

- Started all 16 games for the first time in his career and led the Eagles with career highs in TFL (14) and hurries (30)
- Was a disruptive force throughout a 21-10 win vs. Min. (10/23/16), recording 3 tackles (2 solo), 6 hurries and a strip-sack of Vikings QB **Sam Bradford**
- Registered sacks in 3 straight games to open the year, becoming the first Eagle to accomplish that feat since **Jason Babin**, **Trent Cole** and **Cullen Jenkins** in 2011

2015 - PHILADELPHIA EAGLES (16/10)

- Finished the season tied for the team lead with 3 FFs and ranked 3rd with a then-career-high 6.5 sacks
- Posted his sixth-career multi-sack game after taking down Patriots QB **Tom Brady** twice at NE (12/6/15)
- Recorded 2.0 sacks against Cowboys QB **Matt Cassel** at Dal. (11/8/15), jarring the ball loose on both takedowns
- His career-high 2 FFs at Dal. (11/8/15) made him just the fifth Eagle since 1994 to post 2 sacks and 2 FFs in the same game, joining **Fletcher Cox** (10/11/15 vs. NO), **Jevon Kearse** (11/20/05 at NYG), **Bobby Taylor** (9/15/97 at Dal.) and **William Fuller** (10/29/95 vs. StL)

2014 - PHILADELPHIA EAGLES (16/1)

- Ranked 3rd in the NFL with a career-high 4 FFs, trailing only **Ryan Kerrigan** (5) and **Robert Quinn** (5). Also produced the 2nd-most TFL (13.5) on the team



2016 GAME-BY-GAME STATISTICS (PHI)

Date	Opp	GP/S	Tot	Solo	Sk	Int	PD	FF	FR	Snaps	Pct	
Sep 11	Cle	W	1/1	3	2	1.0	0	0	1	0	36	69%
Sep 19	at Chi	W	1/1	4	4	1.0	0	0	0	0	37	71%
Sep 25	Pit	W	1/1	4	2	1.0	0	0	0	1	42	70%
Oct 9	at Det	L	1/1	6	5	0.0	0	0	0	0	53	87%
Oct 16	at Was	L	1/1	3	2	0.0	0	0	0	0	57	77%
Oct 23	Min	W	1/1	3	2	1.0	0	0	1	0	57	75%
Oct 30	at Dal	L	1/1	6	4	0.0	0	1	0	0	64	82%
Nov 6	at NYG	L	1/1	1	1	0.0	0	0	0	0	52	81%
Nov 13	Atl	W	1/1	3	3	1.0	0	0	0	0	38	76%
Nov 20	at Sea	L	1/1	2	1	0.0	0	0	0	0	48	72%
Nov 28	GB	L	1/1	6	5	0.0	0	0	0	0	54	76%
Dec 4	at Cin	L	1/1	9	9	0.0	0	0	0	0	49	77%
Dec 11	Was	L	1/1	2	2	0.0	0	0	0	0	33	79%
Dec 18	at Bal	L	1/1	6	3	0.5	0	0	0	0	43	74%
Dec 22	NYG	W	1/1	4	3	0.0	0	0	0	0	63	71%
Jan 1	Dal	W	1/1	2	2	0.0	0	0	0	0	38	68%
Totals			16/16	64	50	5.5	0	1	2	1	764	75%

2015 GAME-BY-GAME STATISTICS (PHI)

Date	Opp	GP/S	Tot	Solo	Sk	Int	PD	FF	FR	Snaps	Pct	
Sep 14	at Atl	L	1/1	3	3	0.0	0	0	0	0	53	69%
Sep 20	Dal	L	1/1	3	2	0.0	0	0	0	0	67	79%
Sep 27	at NYJ	W	1/0	4	2	0.0	0	0	0	0	49	62%
Oct 4	at Was	L	1/1	7	7	1.0	0	0	0	0	56	67%
Oct 11	NO	W	1/0	0	0	0.0	0	0	1	0	44	64%
Oct 19	NYG	W	1/1	3	2	1.0	0	0	0	0	45	66%
Oct 25	at Car	L	1/1	5	3	0.0	0	0	0	0	39	64%
Nov 8	at Dal	W	1/1	9	5	2.0	0	0	0	0	61	78%
Nov 15	Mia	L	1/1	3	1	0.5	0	0	2	0	51	76%
Nov 22	TB	L	1/1	4	3	0.0	0	0	0	0	56	72%
Nov 26	at Det	L	1/0	5	4	0.0	0	0	0	0	47	65%
Dec 6	at NE	W	1/1	4	4	2.0	0	0	0	0	67	75%
Dec 13	Buf	W	1/1	4	1	0.0	0	1	0	0	63	85%
Dec 20	Ari	L	1/0	3	3	0.0	0	0	0	0	56	74%
Dec 26	Was	L	1/0	2	1	0.0	0	0	0	0	58	77%
Jan 3	at NYG	W	1/0	4	3	0.0	0	0	0	0	46	55%
Totals			16/10	63	44	6.5	0	1	3	0	858	71%

SEASON HIGHLIGHTS (Continued)

- Tallied 1.5 sacks vs. Car. (11/10/14), including a strip-sack of Panthers QB **Cam Newton**

2013 - PHILADELPHIA EAGLES (16/0, 1/0)

- Sacked Saints QB **Drew Brees** in his first career playoff game in the NFC Wild Card game vs. NO (1/4/14)
- In just 13 defensive snaps, notched 2.0 sacks of Cardinals QB **Carson Palmer** vs. Ari. (12/1/13)

2012 - PHILADELPHIA EAGLES (16/6)

- Tied with **Jason Babin** and **Fletcher Cox** for the team lead with 5.5 sacks (4.0 in the final 6 games of the season)
- Collared a career-high and Eagles season-high 2.5 sacks of QB **Andy Dalton** vs. Cin. (12/13/12), including a strip-sack in the second quarter. Also tallied a career-best 10 tackles (7 solo) and added 3 hurries
- Recorded the first multi-sack game of his career at Dal. (12/2/12), producing 1.5 sacks of Cowboys QB **Tony Romo**

2010 - PHILADELPHIA EAGLES (13/6, 0/0)

- Recorded the first sack of his career in his hometown at Det. (9/19/10), bringing down Lions QB **Shaun Hill**
- Joined S **Nate Allen** as the first pair of defensive rookies to start on opening day for the Eagles since S **Wes Hopkins** and LB **Jody Schultz** in 1983

COLLEGE HIGHLIGHTS

- Played in 46 games (28 starts) at Michigan, recording 138 tackles (85 solo), 29.5 sacks, 56 TFL, 8 FFs and 3 FRs. Finished his college career ranked 2nd in school history in sacks (29.5), FFs (8) and TFL (56)



HIGH SCHOOL STANDOUT

Graham was a four-year starter at Crockett Vocational Technical (Detroit, MI) and earned *Parade*, *EA Sports* and *USA Today* first-team All-America honors as a senior. That year, he was also named the Michigan Gatorade Player of the Year. Graham recorded 307 tackles, including 112 TFL, 56 sacks, 16 FRs, 6 FFs and 2 INTs during his high school career. Additionally, Graham averaged more than 40 yards per attempt as a punter. Outside of football, Graham lettered in basketball and track and field. He regularly donates uniforms and equipment to his high school alma mater.



@brandongraham55



@sack_55



2014 GAME-BY-GAME STATISTICS (PHI)

Date	Opp	GP/S	Tot	Solo	Sk	Int	PD	FF	FR	Snaps	Pct	
Sep 7	Jax	W	1/0	3	3	0.0	0	0	0	25	34%	
Sep 15	at Ind	W	1/0	1	0	0.0	0	0	0	23	32%	
Sep 21	Was	W	1/0	4	3	0.0	0	0	1	27	35%	
Sep 28	at SF	L	1/0	2	1	1.0	0	0	0	28	34%	
Oct 5	StL	W	1/0	3	2	0.0	0	0	1	26	35%	
Oct 12	NYG	W	1/0	3	3	1.0	0	0	1	33	52%	
Oct 26	at Ari	L	1/0	2	1	0.0	0	0	0	28	40%	
Nov 2	at Hou	W	1/0	2	1	1.0	0	0	0	20	33%	
Nov 10	Car	W	1/0	4	2	1.5	0	0	1	40	49%	
Nov 16	at GB	L	1/0	2	1	0.0	0	0	0	28	41%	
Nov 23	Ten	W	1/0	1	1	0.0	0	0	0	28	41%	
Nov 27	at Dal	W	1/0	3	3	1.0	0	0	0	24	39%	
Dec 7	Sea	L	1/0	1	0	0.0	0	0	0	31	36%	
Dec 14	Dal	L	1/0	3	2	0.0	0	0	0	41	50%	
Dec 20	at Was	L	1/1	6	3	0.0	0	0	0	57	100%	
Dec 28	at NYG	W	1/0	3	3	0.0	0	0	0	40	50%	
Totals			16/1	43	29	5.5	0	0	4	0	499	43%

COLLEGE HIGHLIGHTS (Continued)

- Also blocked 2 punts and returned a teammate's blocked punt 2 yards for a TD vs. Delaware State (10/17/09)
- Selected as Michigan's Bo Schembechler MVP twice (2008-09) in his career, becoming the first defensive player in school history to accomplish the feat
- The previous two-time MVPs were RB **Mike Hart** (2006-07), WR **Anthony Carter** (1980, 1982), RB **Ron Johnson** (1968-69), RB **Tom Harmon** (1939-40) and G **Ralph Heikkinen** (1937-38)
- Was a second-team All-America selection and first-team All-Big Ten Conference pick as a senior in 2009. Also finished as a finalist for the Ted Hendricks Award, which is given annually to the nation's top college defensive end. Recorded a career-best 64 tackles (42 solo) and team-high 10.5 sacks, while leading the NCAA with 26 TFL (2nd-best single-season total in Michigan history)
- Earned second-team all-conference honors as a junior in 2008 after notching 46 tackles (29 solo), 20 TFL (ranked 2nd in the nation) and 10 sacks (ranked 2nd in the conference)

TRANSACTIONS

- 2010** Drafted by PHI in 1st round (13th overall)
Signed 5-year contract
- 12/14/10** Placed on Injured Reserve (knee)
- 9/3/11** Placed on Reserve/PUP List (knee)
- 11/5/11** Activated from Reserve/PUP List (knee)
- 3/9/15** Re-signed by PHI to 4-year contract
- 7/26/18** Placed on Active/PUP List (ankle)
- 8/20/18** Activated from PUP List (ankle)
- 3/1/19** Agreed to terms with PHI on 3-year contract extension through 2021

2013 GAME-BY-GAME STATISTICS (PHI)

Date	Opp	GP/S	Tot	Solo	Sk	Int	PD	FF	FR	Snaps	Pct	
Sep 9	at Was	W	1/0	0	0	0.0	0	0	0	16	21%	
Sep 15	SD	L	1/0	0	0	0.0	0	0	0	16	19%	
Sep 19	KC	L	1/0	3	2	1.0	0	0	0	17	20%	
Sep 29	at Den	L	1/0	1	1	0.0	0	0	0	20	27%	
Oct 6	at NYG	W	1/0	0	0	0.0	0	0	0	22	30%	
Oct 13	at TB	W	1/0	0	0	0.0	0	0	0	23	32%	
Oct 20	Dal	L	1/0	3	3	0.0	0	0	0	18	55%	
Oct 27	NYG	L	1/0	1	1	0.0	0	0	0	18	24%	
Nov 3	at Oak	W	1/0	0	0	0.0	0	0	0	28	29%	
Nov 10	at GB	W	1/0	2	1	0.0	0	0	0	17	22%	
Nov 17	Was	W	1/0	2	2	0.0	0	0	0	28	34%	
Dec 1	Ari	W	1/0	3	3	2.0	0	0	0	13	18%	
Dec 8	Det	W	1/0	2	0	0.0	0	1	0	21	36%	
Dec 15	at Min	L	1/0	1	0	0.0	0	0	0	20	27%	
Dec 22	Chi	W	1/0	1	0	0.0	0	0	0	27	42%	
Dec 29	at Dal	W	1/0	2	1	0.0	0	0	0	19	29%	
Totals			16/0	21	14	3.0	0	0	1	0	323	27%

PLAYOFFS

Date	Opp	GP/S	Tot	Solo	Sk	Int	PD	FF	FR	Snaps	Pct
Jan 4	NO	L	1/0	2	1	1.0	0	0	0	22	31%
Totals			1/0	2	1	1.0	0	0	0	22	31%

MULTI-SACK GAMES (9)

Date	Opponent	Yds
12/13/12	vs. Cincinnati Bengals (L, 13-34)	2.5
9/10/17	at Washington Redskins (W, 30-17)	2.0
12/6/15	at New England Patriots (W, 35-28)	2.0
11/8/15	at Dallas Cowboys (W, 33-27)	2.0
12/1/13	vs. Arizona Cardinals (W, 24-21)	2.0
11/11/18	vs. Dallas Cowboys (L, 20-27)	1.5
12/3/17	at Seattle Seahawks (L, 10-24)	1.5
11/10/14	vs. Carolina Panthers (W, 45-21)	1.5
12/2/12	at Dallas Cowboys (L, 33-38)	1.5





2012 GAME-BY-GAME STATISTICS (PHI)

Date	Opp	GP/S	Tot	Solo	Sk	Int	PD	FF	FR	Snaps	Pct	
Sep 9	at Cle	W	1/0	0	0	0.0	0	0	0	4	7%	
Sep 16	Bal	W	1/0	1	1	0.0	0	0	0	9	13%	
Sep 23	at Ari	L	1/0	5	3	0.5	0	0	0	17	27%	
Sep 30	NYG	W	1/0	1	1	0.0	0	0	0	10	15%	
Oct 7	at Pit	L	1/0	1	0	0.0	0	0	0	18	25%	
Oct 14	Det	L	1/0	1	1	0.0	0	0	0	18	23%	
Oct 28	Atl	L	1/0	6	5	0.0	0	0	0	31	41%	
Nov 5	at NO	L	1/0	3	2	1.0	0	0	1	21	38%	
Nov 11	Dal	L	1/0	1	0	0.0	0	0	0	22	41%	
Nov 18	at Was	L	1/0	0	0	0.0	0	0	0	22	42%	
Nov 26	Car	L	1/1	4	2	0.0	0	0	0	30	44%	
Dec 2	at Dal	L	1/1	8	5	1.5	0	0	0	31	48%	
Dec 9	at TB	W	1/1	2	2	0.0	0	0	0	47	65%	
Dec 13	Cin	L	1/1	10	7	2.5	0	0	1	52	67%	
Dec 23	Was	L	1/1	5	3	0.0	0	1	0	39	74%	
Dec 30	at NYG	L	1/1	2	2	0.0	0	0	0	49	78%	
Totals			16/6	50	34	5.5	0	1	2	1	420	40%

2011 GAME-BY-GAME STATISTICS (PHI)

Date	Opp	GP/S	Tot	Solo	Sk	Int	PD	FF	FR	Snaps	Pct		
Sep 11	at StL	W	0/0	RESERVE/PUP LIST (KNEE)									
Sep 18	at Atl	L	0/0	RESERVE/PUP LIST (KNEE)									
Sep 25	NYG	L	0/0	RESERVE/PUP LIST (KNEE)									
Oct 2	SF	L	0/0	RESERVE/PUP LIST (KNEE)									
Oct 9	at Buf	L	0/0	RESERVE/PUP LIST (KNEE)									
Oct 16	at Was	W	0/0	RESERVE/PUP LIST (KNEE)									
Oct 30	Dal	W	0/0	RESERVE/PUP LIST (KNEE)									
Nov 7	Chi	L	1/0	3	1	0.0	0	0	0	0	N/A	N/A	
Nov 13	Ari	L	1/0	0	0	0.0	0	0	0		N/A	N/A	
Nov 20	at NYG	W	0/0	INACTIVE (RIBS/KNEE)									
Nov 27	NE	L	0/0	INACTIVE									
Dec 1	at Sea	L	0/0	DID NOT PLAY									
Dec 11	at Mia	W	0/0	INACTIVE									
Dec 18	NYJ	W	1/0	1	1	0.0	0	0	0	0	N/A	N/A	
Dec 24	at Dal	W	0/0	INACTIVE									
Jan 1	Was	W	0/0	DID NOT PLAY									
Totals			3/0	4	2	0.0	0	0	0	0	0	N/A	N/A

2010 GAME-BY-GAME STATISTICS (PHI)

Date	Opp	GP/S	Tot	Solo	Sk	Int	PD	FF	FR	Snaps	Pct		
Sep 12	GB	L	1/1	1	1	0.0	0	0	0	N/A	N/A		
Sep 19	at Det	W	1/1	2	1	1.0	0	0	0	N/A	N/A		
Sep 26	at Jax	W	1/1	3	1	0.0	0	0	0	N/A	N/A		
Oct 3	Was	W	1/1	3	3	0.0	0	0	0	N/A	N/A		
Oct 10	at SF	L	1/0	3	2	1.0	0	0	1	N/A	N/A		
Oct 17	Atl	W	1/0	1	1	0.0	0	0	0	N/A	N/A		
Oct 24	at Ten	L	1/0	0	0	0.0	0	0	0	N/A	N/A		
Nov 7	Ind	W	1/0	0	0	0.0	0	0	0	N/A	N/A		
Nov 15	at Was	W	1/0	0	0	0.0	0	0	0	N/A	N/A		
Nov 21	NYG	W	1/0	2	1	0.0	0	0	1	N/A	N/A		
Nov 28	at Chi	L	1/1	2	2	1.0	0	0	0	N/A	N/A		
Dec 2	Hou	W	1/1	1	0	0.0	0	0	0	N/A	N/A		
Dec 12	at Dal	W	1/0	1	0	0.0	0	0	0	N/A	N/A		
Dec 19	at NYG	W	0/0	INJURED RESERVE (KNEE)									
Dec 28	Min	L	0/0	INJURED RESERVE (KNEE)									
Jan 2	Dal	L	0/0	INJURED RESERVE (KNEE)									
Totals			13/6	19	12	3.0	0	0	2	0	N/A	N/A	
PLAYOFFS													
Jan 9	GB	L	0/0	INJURED RESERVE (KNEE)									
Totals			0/0	0	0	0.0	0	0	0	0	N/A	N/A	





6-2 | 230  **4th Year**
DOB: May 16, 1994 (Age 25)

 **Honolulu, Hawaii**

Kamehameha High School



EASTERN ILLINOIS

Eastern Illinois
D6a-16 (208th overall)
by New England
Acquired: W-NE-16



Kamu Grugier-Hill (pronounced KAH-moo GREW-jay) was acquired by the Eagles off waivers from New England in 2016 and has developed into one of Philadelphia's special teams aces. In 2017, Grugier-Hill was named a Pro Bowl alternate after leading the Eagles with a career-high 19 special teams tackles. In 2018, he started 10 games at linebacker and totaled 34 tackles (23 solo), 1.0 sack and 1 INT.

EAGLES SPECIAL TEAMS

SINGLE-SEASON TACKLES SINCE 2009

Moise Fokou (2009)	20
Sean Jones (2009)	20
Kamu Grugier-Hill (2017)	19
Trey Burton (2015)	19
Moise Fokou (2010)	19
Joe Mays (2009)	19

TOTAL TACKLES SINCE 2017

Kamu Grugier-Hill	30
Corey Clement	14
Corey Graham	13
Malcolm Jenkins	12

THREE-STEP DROP

Hobbies: Surfing and going to the beach

If he could be a superhero:
The Incredible Hulk

Biggest pet peeve:
Making plans with someone who doesn't follow through

Favorite teams/athletes growing up:
San Francisco 49ers, Brian Dawkins and Randy Moss

First jersey owned: Randy Moss, Vikings

Favorite athletes to watch now:
Steph Curry and Lionel Messi

Favorite food: Hawaiian foods, especially Lauau (pig wrapped in a luau leaf)

Favorite movies: *Horrible Bosses 1 and 2, Wedding Crashers*

Favorite TV show: *Shark Tank*

SEASON HIGHLIGHTS

2018 - PHILADELPHIA EAGLES (16/10, 2/1)

- Named a team captain for the first time in his career
- Recorded a strip-sack of Rams QB **Jared Goff** at LAR (12/16/18) forcing a fumble that was picked up by **Corey Graham** and returned 15 yards to the Rams 12. The turnover set up a TD that gave the Eagles a 30-13 lead late in the 3rd quarter
- Registered a career-high 8 tackles (5 solo) at Dal. (12/9/18)
- Notched his first career INT in the team's Week 6 win at NYG (10/11/18) when he picked off a deflected **Eli Manning** pass on New York's first drive and returned the pick 24 yards to the Giants 16. Three plays later, the Eagles scored to take a 7-0 lead



CAREER STATISTICS

Year	Team	GP/S	TACKLES					PASS DEFENSE						FUMBLES			DEF SNAPS		
			Total	Solo	Asst	TFL	Sacks	Int	Yds	Lg	TD	PD	QPH	FF	FR	Yds	No	Pct	
2016	Philadelphia	12/0	1	1	0	1	0.0	0	0	--	0	0	0	0	0	0	0	1	0%
2017	Philadelphia	16/0	9	8	1	0	0.0	0	0	--	0	0	0	0	0	0	85	8%	
2018	Philadelphia	16/10	34	23	11	4	1.0	1	24	24	0	1	0	1	0	0	330	32%	
Totals		44/10	44	32	12	5	1.0	1	24	24	0	1	0	1	0	0	---	---	

PLAYOFFS

2017	Philadelphia	3/0	0	0	0	0	0.0	0	0	--	0	0	0	0	0	0	0	0	0%
2018	Philadelphia	2/1	1	0	1	0	0.0	0	0	--	0	0	0	0	0	0	22	16%	
Totals		5/1	1	0	1	0	0.0	0	0	--	0	0	0	0	0	0	---	---	

ADDITIONAL STATISTICS

Special Teams Tackles: 35 - 2018 (11), 2017 (19), 2016 (5) **Postseason Special Teams Tackles:** 1 - 2018 (1) **Blocked Punt:** 12/17/17 at N.Y. Giants

CAREER HIGHS

Tackles	8	12/9/18 at Dal.
Sacks	1.0	12/16/18 at LAR
INTs	1	10/11/18 at NYG
PDs	1	11/11/18 vs. Dal.
FFs	1	12/16/18 at LAR
FRs	--	---



BIRDSEED

Grugier-Hill is the son of Elina Grugier-Hill and has three siblings: two older brothers and one older sister. Grugier-Hill started playing football as a junior in high school. He began playing because one of his best friends suggested he try out for the team. Before Grugier-Hill began playing football, he played soccer and volleyball. Grugier-Hill was a safety and punter at Kamehameha (HI) High School, where he totaled 86 tackles and 5.0 sacks as a senior in 2011 and was named first-team All-Interscholastic League.

Grugier-Hill earned his bachelor's degree in kinesiology from Eastern Illinois.



@k_grugierhill



@kamugrugierhill

SEASON HIGHLIGHTS (Continued)

2017 - PHILADELPHIA EAGLES (16/0, 3/0)

- Named a **Pro Bowl** alternate after registering a team-high 19 special teams tackles, which is tied for the 3rd-most by an Eagle since 2009
- Also ranked 1st on the team with 345 special teams snaps (75%)
- Made several impact special teams plays in the win at NYG (12/17/17). With the Eagles trailing 14-20 in the second quarter, blocked a punt deep in NYG territory to help set up a TD drive that gave Philadelphia a 21-20 lead. Also notched a team season-high 4 special teams tackles
- Stepped forward to handle kickoff duties following an early injury to K **Jake Elliott** at Dal. (11/19/17). Kicked off 4 times and posted 1 touchback

COLLEGE HIGHLIGHTS

- Played in 49 games (27 starts) at Eastern Illinois, where he finished his career with 236 tackles, 9.0 sacks, 6 INTs, 9 PDs, 4 FFs and 5 FRs
- Made 10 starts as a senior in 2015 and was named first-team Ohio Valley Conference after compiling 70 tackles and a career-high 6.5 sacks. Also registered an INT and set a single-season career high with 3 FRs
- Appeared in 12 games (11 starts) as a junior in 2014 and garnered first-team OVC accolades after leading the team with a career-high 97 tackles. Added 1.5 sacks, 2 FFs, 2 FRs and 3 INTs. Named OVC Defensive Player of the Week after posting 19 tackles in a win at Tennessee Tech (11/1/14)

TRANSACTIONS

- 2016** Drafted by NE in 6th round (208th overall)
Signed 4-year contract
- 9/3/16** Waived by NE
- 9/4/16** Acquired off waivers by PHI



2018 GAME-BY-GAME STATISTICS (PHI)

Date	Opp	GP/S	Tot	Solo	Sk	Int	PD	FF	FR	Snaps	Pct	
Sep 6	Atl	W	1/0	2	2	0.0	0	0	0	28	40%	
Sep 16	at TB	L	1/1	3	0	0.0	0	0	0	22	38%	
Sep 23	Ind	W	1/1	0	0	0.0	0	0	0	9	15%	
Sep 30	at Ten	L	1/1	2	1	0.0	0	0	0	18	25%	
Oct 7	Min	L	1/1	0	0	0.0	0	0	0	20	32%	
Oct 11	at NYG	W	1/0	1	1	0.0	1	0	0	15	23%	
Oct 21	Car	L	1/0	0	0	0.0	0	0	0	9	15%	
Oct 28	at Jax	W	1/1	3	2	0.0	0	0	0	6	9%	
Nov 11	Dal	L	1/0	2	1	0.0	0	1	0	20	29%	
Nov 18	at NO	L	1/0	0	0	0.0	0	0	0	29	41%	
Nov 25	NYG	W	1/1	7	6	0.0	0	0	0	34	55%	
Dec 3	Was	W	1/1	2	2	0.0	0	0	0	23	51%	
Dec 9	at Dal	L	1/1	8	5	0.0	0	0	0	64	65%	
Dec 16	at LAR	W	1/1	4	3	1.0	0	1	0	27	36%	
Dec 23	Hou	W	1/1	0	0	0.0	0	0	0	5	8%	
Dec 30	at Was	W	1/0	0	0	0.0	0	0	0	1	2%	
Totals			16/10	34	23	1.0	1	1	1	0	330	32%

PLAYOFFS

Jan 6	at Chi	W	1/1	0	0	0.0	0	0	0	7	11%	
Jan 13	at NO	L	1/0	1	0	0.0	0	0	0	15	19%	
Totals			2/1	1	0	0.0	0	0	0	0	22	16%

2017 GAME-BY-GAME STATISTICS (PHI)

Date	Opp	GP/S	Tot	Solo	Sk	Int	PD	FF	FR	Snaps	Pct	
Sep 10	at Was	W	1/0	0	0	0.0	0	0	0	0	0%	
Sep 17	at KC	L	1/0	0	0	0.0	0	0	0	0	0%	
Sep 24	NYG	W	1/0	0	0	0.0	0	0	0	0	0%	
Oct 1	at LAC	W	1/0	0	0	0.0	0	0	0	0	0%	
Oct 8	Ari	W	1/0	1	1	0.0	0	0	0	7	12%	
Oct 12	at Car	W	1/0	0	0	0.0	0	0	0	0	0%	
Oct 23	Was	W	1/0	0	0	0.0	0	0	0	0	0%	
Oct 29	SF	W	1/0	0	0	0.0	0	0	0	0	0%	
Nov 5	Den	W	1/0	1	1	0.0	0	0	0	10	16%	
Nov 19	at Dal	W	1/0	0	0	0.0	0	0	0	0	0%	
Nov 26	Chi	W	1/0	2	2	0.0	0	0	0	11	20%	
Dec 3	at Sea	L	1/0	0	0	0.0	0	0	0	2	3%	
Dec 10	at LAR	W	1/0	0	0	0.0	0	0	0	0	0%	
Dec 17	at NYG	W	1/0	1	1	0.0	0	0	0	2	2%	
Dec 25	Oak	W	1/0	0	0	0.0	0	0	0	0	0%	
Dec 31	Dal	L	1/0	4	3	0.0	0	0	0	53	78%	
Totals			16/0	9	8	0.0	0	0	0	0	85	8%

PLAYOFFS

Jan 13	Atl	W	1/0	0	0	0.0	0	0	0	0	0%
Jan 21	Min	W	1/0	0	0	0.0	0	0	0	0	0%
Feb 4	at NE	W	1/0	0	0	0.0	0	0	0	0	0%
Totals			3/0	0	0	0.0	0	0	0	0	0%

2016 GAME-BY-GAME STATISTICS (PHI)

Date	Opp	GP/S	Tot	Solo	Sk	Int	PD	FF	FR	Snaps	Pct
Sep 11	Cle	W	1/0	1	1	0.0	0	0	0	1	2%
Sep 19	at Chi	W	1/0	0	0	0.0	0	0	0	0	0%
Sep 25	Pit	W	1/0	0	0	0.0	0	0	0	0	0%
Oct 9	at Det	L	1/0	0	0	0.0	0	0	0	0	0%
Oct 16	at Was	L	1/0	0	0	0.0	0	0	0	0	0%
Oct 23	Min	W	1/0	0	0	0.0	0	0	0	0	0%
Oct 30	at Dal	L	0/0	INACTIVE (HAMSTRING)							
Nov 6	at NYG	L	0/0	INACTIVE (HAMSTRING)							
Nov 13	Atl	W	0/0	INACTIVE (HAMSTRING)							
Nov 20	at Sea	L	1/0	0	0	0.0	0	0	0	0	0%
Nov 28	GB	L	1/0	0	0	0.0	0	0	0	0	0%
Dec 4	at Cin	L	1/0	0	0	0.0	0	0	0	0	0%
Dec 11	Was	L	0/0	INACTIVE							
Dec 18	at Bal	L	1/0	0	0	0.0	0	0	0	0	0%
Dec 22	NYG	W	1/0	0	0	0.0	0	0	0	0	0%
Jan 1	Dal	W	1/0	0	0	0.0	0	0	0	0	0%
Totals			12/0	1	1	0.0	0	0	0	1	0%





6-5 | 265  **3rd Year**
DOB: June 14, 1995 (Age 24)

Originally selected by Carolina in the 3rd round (77th overall) of the 2017 NFL Draft, **Daeshon Hall** was signed to the Eagles' 53-man roster in Week 15 of the 2018 season. The Texas native played collegiately at Texas A&M, where he saw action in 52 games (32 starts) and produced 162 tackles, 36.5 TFL, 16 sacks and 24 QB pressures.



Lancaster,
Texas

Lancaster
High School



Texas A&M
D3-17 (77th overall)
by Carolina
Acquired: PS-Hou-18



SACK LEADERS

TEXAS A&M PLAYERS IN 2016

Myles Garrett	8.5
Daeshon Hall	4.5
Jarrett Johnson	4.5
Kingsley Keke	4.0

SEASON HIGHLIGHTS

2018 - PHILADELPHIA EAGLES (3/0, 2/0)

- Notched his first career half-sack in the win vs. Hou. (12/23/18)

COLLEGE HIGHLIGHTS

- Played in 52 games (32 starts) and produced 162 tackles, 36.5 TFL, 16 sacks, 24 quarterback pressures, 4 forced fumbles, 2 fumble recoveries, 1 INT and 3 PD
- As a senior in 2016, started 13 games. Tied for second on the team with 4.5 sacks while leading the Aggies with 12 quarterback pressures. Recorded 50 tackles and finished second on the team with 13 TFL. Accounted for 2 FF, 2 FR and 1 PD
- Started 13 games as a junior in 2015. Ranked second on the team with 14.5 TFL, seven sacks and four quarterback pressures, while posting 54 tackles, 2 FF and 2 PD
- Played in 13 games as a sophomore with five starts, and tied for second on the team with 4.5 sacks to go along with five quarterback pressures. Compiled 29 tackles and 6 TFL, which stood second on the team
- As a freshman in 2013, played in 13 games with one start and notched 29 tackles, 3 TFL, 3 QBPs and 1 INT

BIRDSEED

Hall prepped at Lancaster HS in Texas, where he earned first-team All-State honors and the Class 4A Defensive Player of the Year as a senior after making 83 tackles, including 23 tackles for loss and 23 QB sacks. Hall majored in sports management at Texas A&M.

As a senior in 2016, Hall tied for 2nd on Texas A&M's defense with 4.5 sacks while leading the team with 12 QB pressures.



CAREER STATISTICS

Year	Team	GP/S	TACKLES					PASS DEFENSE					FUMBLES			DEF SNAPS		
			Total	Solo	Asst	TFL	Sacks	Int	Yds	Lg	TD	PD	OPH	FF	FR	Yds	No	Pct
2017	Carolina	1/0	0	0	0	0	0.0	0	0	--	0	0	0	0	0	0	9	1%
2018	Philadelphia	3/0	2	2	0	0	0.5	0	0	--	0	0	1	0	0	0	16	2%
Totals		4/0	2	2	0	0	0.5	0	0	--	0	0	1	0	0	0	---	---

PLAYOFFS

2018	Philadelphia	2/0	0	0	0	0	0.0	0	0	--	0	0	0	0	0	0	7	5%
Totals		2/0	0	0	0	0	0.0	0	0	--	0	0	0	0	0	0	0	---

ADDITIONAL STATISTICS

Special Teams Tackles: 1 - 2018 (1)

CAREER HIGHS

Tackles	2	12/23/18 vs Hou
Sacks	0.5	12/23/18 vs Hou
INTs	--	---
PDs	--	---
FFs	--	---
FRs	--	---



TRANSACTIONS

- 2017** Drafted by CAR in 3rd round (77th overall)
Signed 4-year contract
- 9/1/18** Cut by CAR
- 9/6/18** Signed by SF to practice squad
- 9/25/18** Signed by HOU to active roster
- 10/20/18** Cut by HOU
- 10/23/18** Signed by HOU to practice squad
- 12/11/18** Signed by PHI to active roster

2018 GAME-BY-GAME STATISTICS (PHI)

Date	Opp	GP/S	Tot	Solo	Sk	Int	PD	FF	FR	Snaps	Pct
WAIVED BY PANTHERS (9/1/18)											
SIGNED BY 49ERS TO PRACTICE SQUAD (9/6/18)											
SIGNED BY TEXANS FROM 49ERS PRACTICE SQUAD (9/25/18)											
WAIVED BY TEXANS (10/20/18)											
SIGNED BY TEXANS TO PRACTICE SQUAD (10/23/18)											
SIGNED BY EAGLES FROM TEXANS PRACTICE SQUAD (12/11/18)											
Dec 16	at LAR	W	1/0	0	0	0.0	0	0	0	9	12%
Dec 23	Hou	W	1/0	2	2	0.5	0	0	0	4	6%
Dec 30	at Was	W	1/0	0	0	0.0	0	0	0	3	7%
Totals			3/0	2	2	0.5	0	0	0	16	2%
PLAYOFFS											
Jan 6	at Chi	W	1/0	0	0	0.0	0	0	0	0	0%
Jan 13	at NO	L	1/0	0	0	0.0	0	0	0	7	9%
Totals			2/0	0	0	0.0	0	0	0	7	5%

2017 GAME-BY-GAME STATISTICS (CAR)

Date	Opp	GP/S	Tot	Solo	Sk	Int	PD	FF	FR	Snaps	Pct
Sep 10	at SF	W	1/0	0	0	0.0	0	0	0	9	16%
Sep 17	Buf	W	0/0	INACTIVE							
Sep 24	NO	L	0/0	INACTIVE							
Oct 1	at NE	W	0/0	INACTIVE (KNEE)							
Oct 8	at Det	W	0/0	INJURED RESERVE (KNEE)							
Oct 12	Phi	L	0/0	INJURED RESERVE (KNEE)							
Oct 22	at Chi	L	0/0	INJURED RESERVE (KNEE)							
Oct 29	at TB	W	0/0	INJURED RESERVE (KNEE)							
Nov 5	Atl	W	0/0	INJURED RESERVE (KNEE)							
Nov 13	Mia	W	0/0	INJURED RESERVE (KNEE)							
Nov 26	at NYJ	W	0/0	INJURED RESERVE (KNEE)							
Dec 3	at NO	L	0/0	INJURED RESERVE (KNEE)							
Dec 10	Min	W	0/0	INJURED RESERVE (KNEE)							
Dec 17	GB	W	0/0	INJURED RESERVE (KNEE)							
Dec 24	TB	W	0/0	INJURED RESERVE (KNEE)							
Dec 31	at Atl	L	0/0	INJURED RESERVE (KNEE)							
Totals			1/0	0	0	0.0	0	0	0	9	1%
PLAYOFFS											
Jan 6	at Chi	W	0/0	INJURED RESERVE (KNEE)							
Totals			0/0	0	0	0.0	0	0	0	0	0%



6-2 | 206  **4th Year**
DOB: May 31, 1994 (Age 25)

Originally selected by the Bears in the 4th round (127th overall) of the 2016 NFL Draft, **Deiondre' Hall** was acquired by Philadelphia in a trade with Chicago prior to the start of the 2018 season. Hall, who has appeared in 23 career NFL contests, played collegiately at Northern Iowa, where he amassed 242 tackles, 16 TFL, 15 PDs, 13 INTs (4 TDs), 3.0 sacks and 3 FFs in 51 games.



**Blue Springs,
Missouri**

**Blue Springs
High School**



Northern Iowa
D4-16 (127th overall)
by Chicago
Acquired: T-Chi-18



MOST INTERCEPTIONS

NORTHERN IOWA PLAYERS IN 2015

Deiondre' Hall	6
Tim Kilfoy	3
Brett McMakin	2
<i>Several players tied</i>	1

In 2015, Hall registered a career-high 6 INTs at Northern Iowa after leading the conference with 5 INTs the previous season.

BIRDSEED

Hall prepped at Blue Springs (MO) HS, where he was a two-way starter at wide receiver and free safety, earning first-team all-state and first-team all-metro honors. He was also named to the all-Simone team (top players in the Kansas City area) and named a finalist for the Otis Taylor Award (best receiver or tight end in the Kansas City area).

During the 2018 offseason, Hall participated in a mission trip to Harmons, Jamaica, where for eight days he helped build homes for members of the community.

 **@Dhall_Island1**

 **@dhall_island1**

SEASON HIGHLIGHTS

2018 - PHILADELPHIA EAGLES (13/0, 2/0)

- Saw action in a career-high 13 games. Ranked 8th on the Eagles with 175 special teams snaps (40%) while adding 5 special teams tackles

2016 - CHICAGO BEARS (8/0)

- Totaled 7 tackles (6 solo), 3 PDs and 1 INT in his debut season. Also had 1 special teams tackle
- Recorded his first-career INT when he picked off Lions QB **Matthew Stafford** vs. Det. (10/2/16)

COLLEGE HIGHLIGHTS

- Played in 51 games over four seasons (2012-15) at Northern Iowa, posting 242 tackles, 16 TFL, 15 PDs, 13 INTs (4 TDs), 3.0 sacks and 3 FFs
- Added 15 kickoff returns for 313 yards (20.9 avg.) and 5 punt returns for 39 yards (7.8 avg.) on special teams



CAREER STATISTICS

Year	Team	GP/S	TACKLES					PASS DEFENSE						FUMBLES			DEF SNAPS	
			Total	Solo	Asst	TFL	Sacks	Int	Yds	Lg	TD	PD	OPH	FF	FR	Yds	No	Pct
2016	Chicago	8/0	7	6	1	0	0.0	1	0	0	0	3	1	0	0	0	79	7%
2017	Chicago	2/0	0	0	0	0	0.0	0	0	--	0	0	0	0	0	1	1%	
2018	Philadelphia	13/0	0	0	0	0	0.0	0	0	--	0	0	0	0	0	6	1%	
Totals		23/0	7	6	1	0	0.0	1	0	0	0	3	1	0	0	---	---	

PLAYOFFS

2018	Philadelphia	2/0	0	0	0	0	0.0	0	0	--	0	0	0	0	0	0	0%
Totals		2/0	0	0	0	0	0.0	0	0	--	0	0	0	0	0	---	---

ADDITIONAL STATISTICS

Special Teams Tackles: 5 - 2018 (5) Postseason Special Teams Tackles: 2 - 2018 (2)

CAREER HIGHS

Tackles	3	9/11/16 at Hou.
Sacks	--	---
INTs	1	10/2/16 vs. Det.
PDs	1	3x, last: 10/2/16 vs. Det.
FFs	--	---
FRs	--	---



2018 GAME-BY-GAME STATISTICS (PHI)

Date	Opp	GP/S	Tot	Solo	Sk	Int	PD	FF	FR	Snaps	Pct	
Sep 6	Atl	W	0/0	SUSPENDED BY NFL								
Sep 16	at TB	L	1/0	0	0	0.0	0	0	0	0	0%	
Sep 23	Ind	W	1/0	0	0	0.0	0	0	0	0	0%	
Sep 30	at Ten	L	1/0	0	0	0.0	0	0	0	0	0%	
Oct 7	Min	L	1/0	0	0	0.0	0	0	0	0	0%	
Oct 11	at NYG	W	1/0	0	0	0.0	0	0	0	1	2%	
Oct 21	Car	L	1/0	0	0	0.0	0	0	0	0	0%	
Oct 28	at Jax	W	1/0	0	0	0.0	0	0	0	0	0%	
Nov 11	Dal	L	0/0	INACTIVE								
Nov 18	at NO	L	0/0	INACTIVE								
Nov 25	NYG	W	1/0	0	0	0.0	0	0	0	4	6%	
Dec 3	Was	W	1/0	0	0	0.0	0	0	0	0	0%	
Dec 9	at Dal	L	1/0	0	0	0.0	0	0	0	1	1%	
Dec 16	at LAR	W	1/0	0	0	0.0	0	0	0	0	0%	
Dec 23	Hou	W	1/0	0	0	0.0	0	0	0	0	0%	
Dec 30	at Was	W	1/0	0	0	0.0	0	0	0	0	0%	
Totals			13/0	0	0	0.0	0	0	0	6	1%	

PLAYOFFS

Jan 6	at Chi	W	1/0	0	0	0.0	0	0	0	0	0%
Jan 13	at NO	L	1/0	0	0	0.0	0	0	0	0	0%
Totals			2/0	0	0	0.0	0	0	0	0	0%

COLLEGE HIGHLIGHTS (Continued)

- Appeared in 14 games (all starts) as a senior in 2015, notching a career-high 6 INTs along with 82 tackles, 5.5 TFL, 3 FFs and 2 return TDs
- As a junior in 2014, led the conference with 5 INTs (1 TD) while also recording 74 tackles

TRANSACTIONS

- 2016** Drafted by CHI in 4th round (127th overall)
Signed 4-year contract
- 9/4/17** Placed on Injured Reserve (hamstring)
- 8/20/18** Suspended by NFL for 1 game
- 9/1/18** Acquired by PHI from CHI in exchange for conditional 7th-round draft choice in 2019



2017 GAME-BY-GAME STATISTICS (CHI)

Date	Opp	GP/S	Tot	Solo	Sk	Int	PD	FF	FR	Snaps	Pct
Sep 10	Atl	L	0/0	INJURED RESERVE (HAMSTRING)							
Sep 17	at TB	L	0/0	INJURED RESERVE (HAMSTRING)							
Sep 24	Pit	W	0/0	INJURED RESERVE (HAMSTRING)							
Sep 28	at GB	L	0/0	INJURED RESERVE (HAMSTRING)							
Oct 9	Min	L	0/0	INJURED RESERVE (HAMSTRING)							
Oct 15	at Bal	W	0/0	INJURED RESERVE (HAMSTRING)							
Oct 22	Car	W	0/0	INJURED RESERVE (HAMSTRING)							
Oct 29	at NO	L	0/0	INJURED RESERVE (HAMSTRING)							
Nov 12	GB	L	0/0	INJURED RESERVE (HAMSTRING)							
Nov 19	Det	L	0/0	INJURED RESERVE (HAMSTRING)							
Nov 26	at Phi	L	0/0	INJURED RESERVE (HAMSTRING)							
Dec 3	SF	L	1/0	0	0	0.0	0	0	0	0	0%
Dec 10	at Cin	W	1/0	0	0	0.0	0	0	0	1	2%
Dec 16	at Det	L	0/0	INACTIVE							
Dec 24	Cle	W	0/0	INACTIVE							
Dec 31	at Min	L	0/0	INACTIVE							
Totals			2/0	0	0	0.0	0	0	0	1	1%

2016 GAME-BY-GAME STATISTICS (CHI)

Date	Opp	GP/S	Tot	Solo	Sk	Int	PD	FF	FR	Snaps	Pct
Sep 11	at Hou	L	1/0	3	3	0.0	0	1	0	0	24%
Sep 19	Phi	L	1/0	0	0	0.0	0	1	0	0	39%
Sep 25	at Dal	L	1/0	0	0	0.0	0	0	0	0	0%
Oct 2	Det	W	1/0	0	0	0.0	1	1	0	0	10%
Oct 9	at Ind	L	0/0	INACTIVE (ANKLE)							
Oct 16	Jax	L	0/0	INACTIVE (ANKLE)							
Oct 20	at GB	L	0/0	INACTIVE (ANKLE)							
Oct 31	Min	W	0/0	INACTIVE (ANKLE)							
Nov 13	at TB	L	0/0	INACTIVE (ANKLE)							
Nov 20	at NYG	L	0/0	INACTIVE (ANKLE)							
Nov 27	Ten	L	0/0	INACTIVE (ANKLE)							
Dec 4	SF	W	0/0	INACTIVE (ANKLE)							
Dec 11	at Det	L	1/0	2	1	0.0	0	0	0	0	11%
Dec 18	GB	L	1/0	0	0	0.0	0	0	0	0	0%
Dec 24	Was	L	1/0	1	1	0.0	0	0	0	0	22%
Jan 1	at Min	L	1/0	1	1	0.0	0	0	0	0	14%
Totals			8/0	7	6	0.0	1	3	0	0	7%



6-3 | 255  **5th Year**
DOB: Jan. 20, 1994 (Age 25)

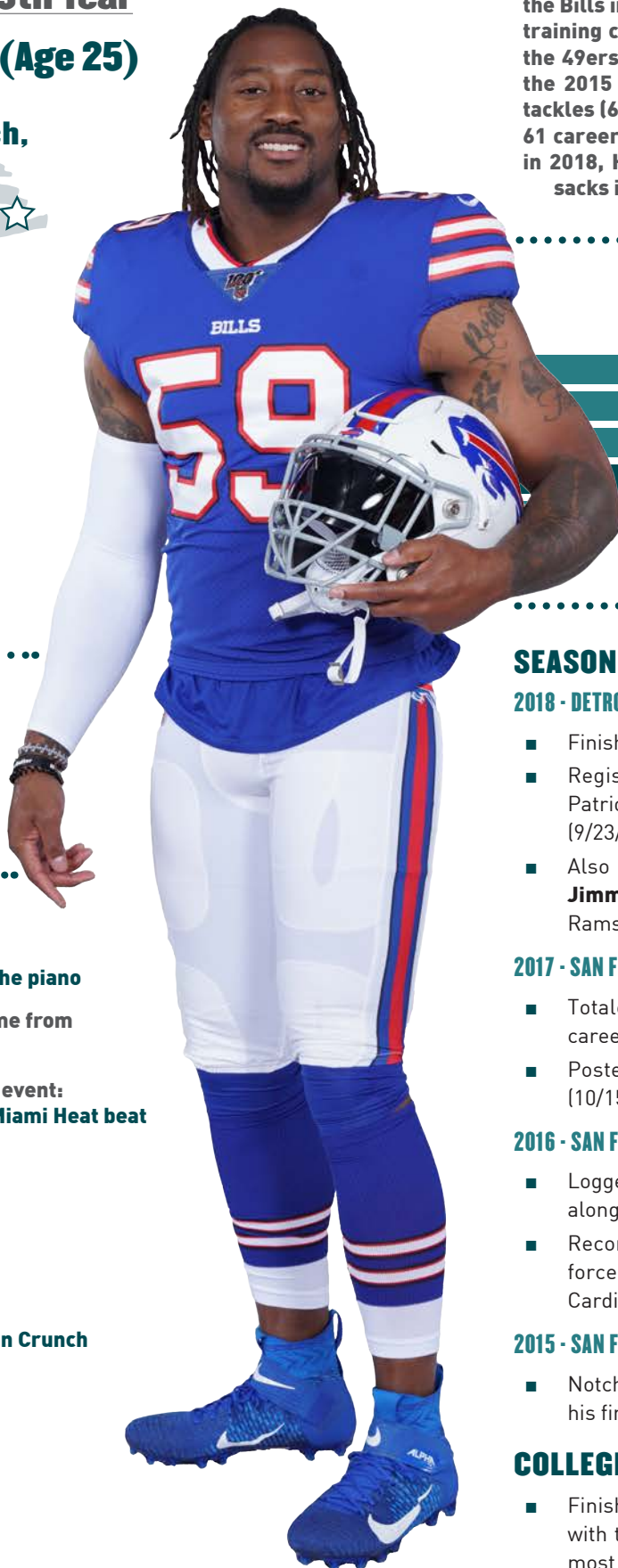
Virginia Beach,
Virginia

Ocean Lakes
High School



Virginia

D3-15 (79th overall)
by San Francisco
Acquired: T-Buf-19



Eli Harold was acquired by the Eagles from the Bills in exchange for T Ryan Bates during training camp in 2019. Originally drafted by the 49ers in the 3rd round (79th overall) of the 2015 NFL Draft, Harold has totaled 93 tackles (64 solo), 9.0 sacks, 1 FF and 2 FRs in 61 career games (24 starts). With the Lions in 2018, Harold amassed a career-high 4.0 sacks in 13 contests.

MOST SACKS

LIONS PLAYERS IN 2018

Romeo Okwara	7.5
Devon Kennard	7.0
Jarrad Davis	6.0
Eli Harold*	4.0
Ezekiel Ansah	4.0

*Career-high 4.0 sacks

Harold posted a career-high 4.0 sacks with Detroit in 2018.

THREE-STEP DROP

Desired talent: Ability to play the piano

If he could take any animal home from the zoo to be a pet: Lion

If he could attend any sporting event: 2013 NBA Finals when the Miami Heat beat the San Antonio Spurs

If he could play another sport: Professional gamer

Favorite vacation spot: Hawaii

Favorite food: Fried chicken

Favorite cereal as a kid: Captain Crunch

Favorite late-night snack: Flamin' Hot Cheetos

Favorite TV show: *Hey Arnold*

Favorite movie: *Life*

Favorite musical artist: Drake

SEASON HIGHLIGHTS

2018 - DETROIT LIONS (13/0)

- Finished with a career-high 4.0 sacks
- Registered a career-best 2.0 sacks vs. Patriots QB **Tom Brady** in the win vs. NE (9/23/18) on *Sunday Night Football*
- Also produced sacks against 49ers QB **Jimmy Garoppolo** at SF (9/16/18) and Rams QB **Jared Goff** vs. LAR (12/2/18)

2017 - SAN FRANCISCO 49ERS (16/10)

- Totaled 34 tackles (26 solo), including a career-high 5 TFLs, and 2.0 sacks
- Posted a career-high 9 tackles at Was. (10/15/17)

2016 - SAN FRANCISCO 49ERS (16/13)

- Logged a career-high 37 tackles (23 solo) along with 3.0 sacks, 1 FF and 1 FR
- Recorded his first career NFL sack and forced fumble at Ari. (11/13/16) against Cardinals QB **Carson Palmer**

2015 - SAN FRANCISCO 49ERS (16/1)

- Notched 13 tackles (8 solo) and recovered his first career fumble as a rookie

COLLEGE HIGHLIGHTS

- Finished his collegiate career at Virginia with the 10th-most TFLs (36.5) and 11th-most sacks (17.5) in school history



CAREER STATISTICS

Year	Team	GP/S	TACKLES					PASS DEFENSE						FUMBLES			DEF SNAPS	
			Total	Solo	Asst	TFL	Sacks	Int	Yds	Lg	TD	PD	QPH	FF	FR	Yds	No	Pct
2015	San Francisco	16/1	13	8	5	4	0.0	0	0	--	0	0	14	0	1	8	337	30%
2016	San Francisco	16/13	37	23	14	3	3.0	0	0	--	0	0	19	1	1	19	690	60%
2017	San Francisco	16/10	34	26	8	5	2.0	0	0	--	0	0	11	0	0	0	452	40%
2018	Detroit	13/0	9	7	2	4	4.0	0	0	--	0	1	11	0	0	0	183	19%
Totals		61/24	93	64	29	16	9.0	0	0	--	0	1	55	1	2	27	---	---

ADDITIONAL STATISTICS

Special Teams Tackles: 2 - 2018 (1), 2015 (1)

CAREER HIGHS

Tackles	9	10/15/17 at Was.
Sacks	2.0	9/23/18 vs. NE
INTs	--	---
PDs	1	12/2/18 vs. LAR
FFs	1	11/13/16 at Ari.
FRs	1	2x, last: 9/18/16 at Car.

MOM'S INSPIRATION

Harold overcame the loss of his nephew, Forrest, from an enlarged heart, and then his mother, Sheila, from pancreatic cancer less than two months apart when he was 16. "I was so young when she passed. We didn't get to have life conversations that help most kids. I feel like her death inspired me to do something greater. It molded me. I feel like helping others who have gone through it is my purpose in life. I tell the guys all the time don't take your anything for granted. Don't take Mother's Day or birthdays for granted. Make sure to send her at ext or call her just to tell her you love her."

MARVEL COLLECTION

Harold has an impressive collection of Marvel comics action figures at his home in Florida. "I'm just a nerd. I love collecting Marvel Pop! action figures by Funko. I always collected action figures growing up. It's just something I did. I have them displayed in my spare bedroom. I'm a big Marvel comics fan. I started collecting these Pop figures about three years ago."

BIRDSEED

Harold and his wife, Kelsey, have a daughter named Zuri, and two American Bulldogs named Toby and Supreme. Harold played football, basketball and track (long and triple jump) in high school and he majored in African American studies at the University of Virginia.



@EliHarold_



@eliharold_

2018 GAME-BY-GAME STATISTICS (DET)

Date	Opp	GP/S	Tot	Solo	Sk	Int	PD	FF	FR	Snaps	Pct
Sep 10	NYJ	L	1/0	1	1	0.0	0	0	0	9	15%
Sep 16	at SF	L	1/0	1	1	1.0	0	0	0	25	39%
Sep 23	NE	W	1/0	3	3	2.0	0	0	0	21	44%
Sep 30	at Dal	L	1/0	0	0	0.0	0	0	0	16	23%
Oct 7	GB	W	0/0	INACTIVE							
Oct 21	at Mia	W	1/0	0	0	0.0	0	0	0	1	2%
Oct 28	Sea	L	1/0	0	0	0.0	0	0	0	8	13%
Nov 4	at Min	L	1/0	0	0	0.0	0	0	0	0	0%
Nov 11	at Chi	L	0/0	INACTIVE							
Nov 18	Car	W	0/0	DID NOT PLAY							
Nov 22	Chi	L	1/0	0	0	0.0	0	0	0	0	0%
Dec 2	LAR	L	1/0	2	1	1.0	0	1	0	39	57%
Dec 9	at Ari	W	1/0	2	1	0.0	0	0	0	38	54%
Dec 16	at Buf	L	1/0	0	0	0.0	0	0	0	2	3%
Dec 23	Min	L	1/0	0	0	0.0	0	0	0	7	12%
Dec 30	at GB	W	1/0	0	0	0.0	0	0	0	17	30%
Totals			13/0	9	7	4.0	0	1	0	183	19%



COLLEGE HIGHLIGHTS (Continued)

- Earned second-team All-ACC honors in 2014, when he started all 12 games and ranked 3rd in the conference with 14.5 TFLs and 6th with 7.0 sacks

TRANSACTIONS

- 2015** Drafted by SF in 3rd round (79th overall)
Signed 4-year contract
- 8/23/18** Acquired by DET from SF in exchange for conditional 2010 7th-round draft choice
- 4/10/19** Signed by BUF
- 8/10/19** Acquired by PHI from BUF in exchange for T **Ryan Bates**



5-10 | 190  **4th Year**

DOB: Jan. 23, 1993 (Age 26)

 **Kennersville, North Carolina**
Glenn High School



East Carolina
UDFA ('16) by
Green Bay
Acquired: FA-18



Josh Hawkins originally signed to the Eagles practice squad on December 11, 2018, and was promoted to the 53-man roster prior to the team's Week 17 game at Washington. Hawkins entered the NFL in 2016 as an undrafted free agent with the Packers and made Green Bay's 53-man roster as a rookie. He has appeared in 32 regular-season games (3 starts) and has compiled 48 tackles and 8 PDs.

COLLEGE HIGHLIGHTS

- A former walk-on at East Carolina, played in 50 games (28 starts) and tallied 139 tackles, 9 INTs and 22 PDs
- Made 12 starts as a senior in 2015 and earned honorable mention for the Jim Thorpe Award
- Started 11 games as a junior in 2014 and was named a semifinalist for the Jim Thorpe Award

TRANSACTIONS

2016	Signed by GB as UDFA
9/1/18	Waived by GB
9/4/18	Signed by CAR to practice squad
9/22/18	Signed by CAR from practice squad to 53-man roster
11/14/18	Waived by CAR
11/19/18	Signed by KC to practice squad
12/1/18	Released by KC from practice squad
12/3/18	Signed by KC to practice squad
12/5/18	Released by KC from practice squad
12/11/18	Signed by PHI to practice squad
12/26/18	Signed by PHI from practice squad to 53-man roster

SEASON HIGHLIGHTS

2018 - PANTHERS & EAGLES (6/0, 2/0)

- Saw action in 21 defensive snaps in the Divisional Round game at NO (1/13/19), totaling 4 tackles (3 solo)

2017 - GREEN BAY PACKERS (15/3)

- Made the first start of his NFL career in Week 6 at Min. (10/15/17). Tallied a career-high 9 tackles (8 solo) in the game and forced a fumble of Vikings WR **Adam Thielen**
- Logged a career-high 3 PDs in the win vs. Chi. (9/28/17). Added 7 tackles (5 solo)

2016 - GREEN BAY PACKERS (11/0, 3/0)

- After signing with the Packers as an undrafted free agent following the 2016 NFL Draft, made the team's opening-day 53-man roster and played in 11 regular-season games and 3 postseason contests
- Saw his first NFL action in Week 3 vs. Det. (9/25/16). Logged a PD in the win over the Lions

Hawkins is a former walk-on at East Carolina, where he played in 50 games (28 starts) and tallied 139 tackles, 22 PDs and 9 INTs.



CAREER STATISTICS

Year	Team	GP/S	TACKLES					PASS DEFENSE						FUMBLES			DEF SNAPS	
			Total	Solo	Asst	TFL	Sacks	Int	Yds	Lg	TD	PD	OPH	FF	FR	Yds	No	Pct
2016	Green Bay	11/0	0	0	0	0	0.0	0	0	--	0	1	0	0	0	0	8	1%
2017	Green Bay	15/3	48	34	14	0	0.0	0	0	--	0	7	0	1	0	0	403	38%
2018	Carolina	5/0	0	0	0	0	0.0	0	0	--	0	0	0	0	0	0	6	1%
	Philadelphia	1/0	0	0	0	0	0.0	0	0	--	0	0	0	0	0	0	0	0%
<i>Totals</i>		<i>6/0</i>	<i>0</i>	<i>0</i>	<i>0</i>	<i>0</i>	<i>0.0</i>	<i>0</i>	<i>0</i>	<i>--</i>	<i>0</i>	<i>0</i>	<i>0</i>	<i>0</i>	<i>0</i>	<i>0</i>	<i>---</i>	<i>---</i>
Totals		32/3	48	34	14	0	0.0	0	0	--	0	8	0	1	0	0	---	---

PLAYOFFS

2016	Green Bay	3/0	0	0	0	0	0.0	0	0	--	0	0	0	0	0	0	15	7%
2018	Philadelphia	2/0	4	3	1	0	0.0	0	0	--	0	0	0	0	0	0	21	15%
Totals		5/0	4	3	1	0	0.0	0	0	--	0	0	0	0	0	0	---	---

ADDITIONAL STATISTICS

Special Teams Tackles: 5 - 2017 (1), 2016 (4) Postseason Special Teams Tackles: 1 - 2016 (1)

CAREER HIGHS

Tackles	9	10/15/17 at Min.
Sacks	--	---
INTs	--	---
PDs	3	9/28/17 vs. Chi.
FFs	1	10/15/17 at Min.
FRs	--	---

2018 GAME-BY-GAME STATISTICS (CAR, KC & PHI)

Date	Opp	GP/S	Tot	Solo	Sk	Int	PD	FF	FR	Snaps	Pct
Sep 6	Atl	W	---	PANTHERS PRACTICE SQUAD							
Sep 16	at TB	L	---	PANTHERS PRACTICE SQUAD							
Sep 23	Cin	W	1/0	0	0	0.0	0	0	0	0	0%
Oct 7	NYG	W	1/0	0	0	0.0	0	0	0	0	0%
Oct 14	at Was	L	1/0	0	0	0.0	0	0	0	6	9%
Oct 21	at Phi	W	1/0	0	0	0.0	0	0	0	0	0%
Oct 28	Bal	W	1/0	0	0	0.0	0	0	0	0	0%
Nov 4	TB	W	0/0	INACTIVE							
Nov 8	at Pit	L	0/0	INACTIVE							
Nov 11	at Det	L	0/0	INACTIVE							
WAIVED BY PANTHERS (11/14/18)											
SIGNED BY CHIEFS TO PRACTICE SQUAD (11/19/18)											
Dec 2	at Oak	W	---	CHIEFS PRACTICE SQUAD							
RELEASED BY CHIEFS FROM PRACTICE SQUAD (12/5/18)											
SIGNED BY EAGLES TO PRACTICE SQUAD (12/11/18)											
Dec 16	at LAR	W	---	EAGLES PRACTICE SQUAD							
Dec 23	Hou	W	---	EAGLES PRACTICE SQUAD							
Dec 30	at Was	W	1/0	0	0	0.0	0	0	0	0	0%
Totals			6/0	0	0	0.0	0	0	0	---	---
PLAYOFFS											
Jan 6	at Chi	W	1/0	0	0	0.0	0	0	0	0	0%
Jan 13	at NO	L	1/0	4	3	0.0	0	0	0	21	27%
Totals			2/0	4	3	0.0	0	0	0	21	15%





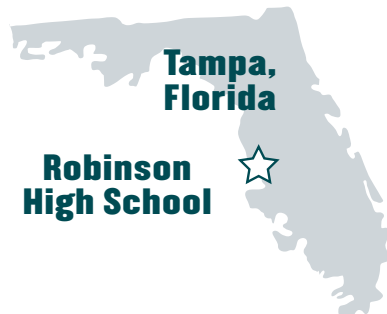
2017 GAME-BY-GAME STATISTICS (GB)													
Date	Opp	GP/S	Tot	Solo	Sk	Int	PD	FF	FR	Snaps	Pct		
Sep 10	Sea	W	0/0	INACTIVE									
Sep 17	at Atl	L	1/0	0	0	0.0	0	0	0	0	1	2%	
Sep 24	Cin	W	1/0	0	0	0.0	0	0	0	0	9	15%	
Sep 28	Chi	W	1/0	7	5	0.0	0	3	0	0	40	59%	
Oct 8	at Dal	W	1/0	2	2	0.0	0	1	0	0	25	34%	
Oct 15	at Min	L	1/1	9	8	0.0	0	0	1	0	75	97%	
Oct 22	NO	L	1/0	0	0	0.0	0	0	0	0	17	22%	
Nov 6	Det	L	1/0	1	1	0.0	0	0	0	0	2	3%	
Nov 12	at Chi	W	1/0	0	0	0.0	0	0	0	0	4	7%	
Nov 19	Bal	L	1/0	0	0	0.0	0	0	0	0	28	48%	
Nov 26	at Pit	L	1/0	4	3	0.0	0	0	0	0	36	49%	
Dec 3	TB	W	1/0	3	3	0.0	0	2	0	0	14	18%	
Dec 10	at Cle	W	1/0	2	2	0.0	0	0	0	0	11	19%	
Dec 17	at Car	L	1/1	8	4	0.0	0	1	0	0	55	78%	
Dec 23	Min	L	1/1	7	3	0.0	0	0	0	0	53	82%	
Dec 31	at Det	L	1/0	5	3	0.0	0	0	0	0	33	57%	
Totals			15/3	48	34	0.0	0	7	1	0	403	38%	

2016 GAME-BY-GAME STATISTICS (GB)													
Date	Opp	GP/S	Tot	Solo	Sk	Int	PD	FF	FR	Snaps	Pct		
Sep 11	at Jax	W	0/0	INACTIVE (HAMSTRING)									
Sep 18	at Min	L	0/0	INACTIVE (HAMSTRING)									
Sep 25	Det	W	1/0	0	0	0.0	0	1	0	0	7	10%	
Oct 9	NYG	W	1/0	0	0	0.0	0	0	0	0	0	0%	
Oct 16	Dal	L	1/0	0	0	0.0	0	0	0	0	0	0%	
Oct 20	Chi	W	1/0	0	0	0.0	0	0	0	0	0	0%	
Oct 30	at Atl	L	1/0	0	0	0.0	0	0	0	0	1	2%	
Nov 6	Ind	L	1/0	0	0	0.0	0	0	0	0	0	0%	
Nov 13	at Ten	L	1/0	0	0	0.0	0	0	0	0	0	0%	
Nov 20	at Was	L	1/0	0	0	0.0	0	0	0	0	0	0%	
Nov 28	at Phi	W	1/0	0	0	0.0	0	0	0	0	0	0%	
Dec 4	Hou	W	1/0	0	0	0.0	0	0	0	0	0	0%	
Dec 11	Sea	W	1/0	0	0	0.0	0	0	0	0	0	0%	
Dec 18	at Chi	W	0/0	INACTIVE									
Dec 24	Min	W	0/0	INACTIVE									
Jan 1	at Det	W	0/0	INACTIVE									
Totals			11/0	0	0	0.0	0	1	0	0	8	1%	
PLAYOFFS													
Jan 8	NYG	W	1/0	0	0	0.0	0	0	0	0	0	0%	
Jan 15	at Dal	W	1/0	0	0	0.0	0	0	0	0	15	22%	
Jan 22	at Atl	L	1/0	0	0	0.0	0	0	0	0	0	0%	
Totals			3/0	0	0	0.0	0	0	0	0	15	7%	



6-2 | 296  **2nd Year**

DOB: Oct. 7, 1994 (Age 24)



Tampa, Florida

Robinson High School 



South Florida UDFA ('18) by Philadelphia



Bruce Hector originally signed with the Eagles as a UDFA following the 2018 NFL Draft and split time between the practice squad and the active roster in 2018. In 43 career games (24 starts) with USF, the Tampa native posted 18.0 career sacks to finish tied for 4th all-time on the Bulls' career sacks list. Hector, who led or tied for the team lead in sacks in each of his final three seasons, earned All-AAC honors after posting a career-high 7.0 sacks as a senior in 2017.

SACK LEADERS

SOUTH FLORIDA ALL-TIME HISTORY

George Selvie (2006-09)	29.0
Stephen Nicholas (2003-06)	20.0
Terrence Royal (2002-05)	19.5
Bruce Hector (2015-17)	18.0
Shurron Pierson (2001-02)	18.0

SOUTH FLORIDA PLAYERS IN 2017

Bruce Hector	7.0
Deadrin Senat	6.0
Mike Love	5.5
Greg Reaves	4.0
Juwuan Brown	3.0

BIRDSEED

Hector was a versatile two-way lineman at Robinson (FL) High School, where he earned first-team all-state accolades from the *Associated Press*. As a senior, Hector totaled 55 tackles, including 9 TFL, and 3.5 sacks, leading his team to a berth in the state semifinals.

Hector, who is the son of Monica Lockett, graduated from USF with a degree in health sciences.

Hector finished his collegiate career tied for the 4th-most sacks (18.0) in USF history.

Hector led or tied for the team lead in sacks in three straight seasons (2015-17) at USF.

SEASON HIGHLIGHTS

2018 - PHILADELPHIA EAGLES (8/0, 0/0)

- Registered a half-sack of Panthers QB **Cam Newton** for an 11-yard loss vs. Car. (10/21/18)

COLLEGE HIGHLIGHTS

- In 43 career games (24 starts) at South Florida, posted 18.0 career sacks to finish tied for 4th all-time on the Bulls' career sacks list
- Led or tied for the team lead in sacks in each of his final three seasons
- Earned All-AAC honors after posting a career-high 7.0 sacks as a senior in 2017. Also totaled 38 tackles (26 solo), including 13 TFL, 1 FF, 1 PD and a blocked kick
- Selected to play in the 2018 NFLPA Collegiate Bowl at Rose Bowl Stadium in Pasadena, CA



CAREER STATISTICS

Year	Team	GP/S	TACKLES					PASS DEFENSE						FUMBLES			DEF SNAPS	
			Total	Solo	Asst	TFL	Sacks	Int	Yds	Lg	TD	PD	OPH	FF	FR	Yds	No	Pct
2018	Philadelphia	8/0	3	0	3	0	0.5	0	0	--	0	0	1	0	0	0	82	8%
Totals		8/0	3	0	3	0	0.5	0	0	--	0	0	1	0	0	0	---	---

PLAYOFFS

2018	Philadelphia	0/0	0	0	0	0	0.0	0	0	--	0	0	0	0	0	0	0	0%
Totals		0/0	0	0	0	0	0.0	0	0	--	0	0	0	0	0	0	---	---

CAREER HIGHS

Tackles	1	3x, last: 12/16/18 at LAR
Sacks	0.5	10/21/18 vs. Car.
INTs	--	---
PDs	--	---
FFs	--	---
FRs	--	---



2018 GAME-BY-GAME STATISTICS (PHI)

Date	Opp	GP/S	Tot	Solo	Sk	Int	PD	FF	FR	Snaps	Pct	
Sep 6	Atl	W	1/0	0	0	0.0	0	0	0	7	10%	
Sep 16	at TB	L	1/0	0	0	0.0	0	0	0	3	5%	
Sep 23	Ind	W	1/0	0	0	0.0	0	0	0	2	3%	
Sep 30	at Ten	L	1/0	1	0	0.0	0	0	0	6	8%	
Oct 7	Min	L	---	EAGLES PRACTICE SQUAD								
Oct 11	at NYG	W	---	EAGLES PRACTICE SQUAD								
Oct 21	Car	L	1/0	1	0	0.5	0	0	0	21	36%	
Oct 28	at Jax	W	1/0	0	0	0.0	0	0	0	12	19%	
Nov 11	Dal	L	---	EAGLES PRACTICE SQUAD								
Nov 18	at NO	L	---	EAGLES PRACTICE SQUAD								
Nov 25	NYG	W	---	EAGLES PRACTICE SQUAD								
Dec 3	Was	W	---	EAGLES PRACTICE SQUAD								
Dec 9	at Dal	L	1/0	0	0	0.0	0	0	0	20	20%	
Dec 16	at LAR	W	1/0	1	0	0.0	0	0	0	11	14%	
Dec 23	Hou	W	0/0	INACTIVE								
Dec 30	at Was	W	0/0	INACTIVE								
Totals			8/0	3	0	0.5	0	0	0	0	82	8%

PLAYOFFS

Jan 6	at Chi	W	0/0	INACTIVE								
Jan 13	at NO	L	0/0	INACTIVE								
Totals			0/0	0	0	0.0	0	0	0	0	0	0%

TRANSACTIONS

- 2018** Signed by PHI as undrafted free agent
- 10/2/18** Waived by PHI
- 10/4/18** Signed by PHI to practice squad
- 10/19/18** Signed by PHI from practice squad to active roster
- 10/30/18** Waived by PHI
- 11/2/18** Signed by PHI to practice squad
- 12/8/18** Signed by PHI from practice squad to active roster

DT TREYVON HESTER 90



6-2 | 304  **3rd Year**
DOB: Sept. 21, 1992 (Age 26)

**Penn Hills,
Pennsylvania**



**Penn Hills
High School**



Toledo
07-17 (244th overall)
by Oakland
Acquired: FA-18

BIRDSEED

Hester prepped at Penn Hills (PA) High School, where he earned first-team all-state and first-team All-WPIAL honors as a senior and made second-team all-state as an offensive lineman as a junior.

Hester majored in criminal justice at the University of Toledo.

In the NFC Wild Card game at Chicago (1/6/19), Hester tipped a 43-yard FG attempt by Bears K Cody Parkey with 10 seconds left in the 16-15 victory, marking the first blocked FG in Eagles postseason history.

As a senior at Toledo in 2016, Hester was named to watch lists for the Bronko Nagurski Trophy and Outland Trophy.



Originally selected by the Raiders in the 7th round (244th overall) of the 2017 NFL Draft, **Treyvon Hester** was elevated from the Eagles practice squad to the active roster in Week 5 of 2018. In the NFC Wild Card game at Chicago, Hester tipped a 43-yard FG attempt by Bears K **Cody Parkey** with 10 seconds left in the 16-15 victory, marking the first blocked FG in Eagles postseason history.

SACK LEADERS

TOLEDO PLAYERS IN 2016

Treyvon Hester	5.0
John Stepec	5.0
Olasunkanmi Adeniyi	4.0
Jawuan Woodley	3.5

SEASON HIGHLIGHTS

2018 - PHILADELPHIA EAGLES (12/1, 2/0)

- Tipped a 43-yard FG attempt by Bears K **Cody Parkey** with 10 seconds left in the 16-15 Wild Card victory at Chi. (1/6/19). Marked the first blocked FG in Eagles postseason history
- Recorded his first career sack in the win vs. Hou. (12/23/18)

2017 - OAKLAND RAIDERS (14/1)

- Earned his first-career start vs. Dal. (12/17/17), totaling 1 tackle
- Set a season-high with 4 TFL and added his first-career FF vs. NE (11/19/17)
- Played in his first-career NFL game at Ten. (9/10/17), rotating in on the defensive line and posting 2 tackles

COLLEGE HIGHLIGHTS

- Played in 47 career games (42 starts) at Toledo, registering 161 tackles (77 solo), 13.0 sacks, 31.5 TFL and 4 FF
- As a senior in 2016, served as a team captain and was named to watch lists for the Bronko Nagurski Trophy (top defensive player) and Outland Trophy (top interior lineman)
- Following his senior season, earned second-team All-MAC honors after recording 39 tackles (22 solo), a career-high 5.0 sacks (T-8th in the MAC) and 1 FF



CAREER STATISTICS

Year	Team	GP/S	TACKLES					PASS DEFENSE						FUMBLES			DEF SNAPS	
			Total	Solo	Asst	TFL	Sacks	Int	Yds	Lg	TD	PD	OPH	FF	FR	Yds	No	Pct
2017	Oakland	14/1	21	12	9	1	0.0	0	0	--	0	0	4	1	0	0	346	33%
2018	Philadelphia	12/1	20	12	8	1	1.0	0	0	--	0	0	7	0	0	0	226	22%
Totals		26/2	41	24	17	2	1.0	0	0	--	0	0	11	1	0	0	---	---

PLAYOFFS

2018	Philadelphia	2/0	1	1	0	0	0.0	0	0	--	0	0	0	0	0	0	36	19%
Totals		2/0	1	1	0	0	0.0	0	0	--	0	0	0	0	0	0	---	---

ADDITIONAL STATISTICS

Postseason Blocked FG: 43-yard FG attempt by Bears K **Cody Parkey** in NFC Wild Card game at Chicago (1/6/19)

CAREER HIGHS

Tackles	6	11/18/18 at NO
Sacks	1.0	12/23/18 vs Hou
INTs	--	---
PDs	--	---
FFs	1	11/19/17 vs. NE
FRs	--	---

COLLEGE HIGHLIGHTS (Continued)

- Started in all 12 games at defensive tackle as a junior in 2015, finishing with 34 tackles (17 solo), 2.5 sacks and 1 FF. As a sophomore in 2014, recorded 49 tackles (22 solo), 2.0 sacks and 2 FF, earning second-team All-MAC honors. As a redshirt freshman in 2013, named third-team All-MAC after registering 39 tackles (16 solo) and 3.5 sacks.

TRANSACTIONS

- 2016** Drafted by OAK in 7th round (244th overall)
Signed 4-year contract
- 9/3/18** Waived by OAK
- 9/7/18** Signed by PHI to practice squad
- 10/2/18** Activated by PHI from practice squad to active roster



2018 GAME-BY-GAME STATISTICS (PHI)

Date	Opp	GP/S	Tot	Solo	Sk	Int	PD	FF	FR	Snaps	Pct
Sep 6	Atl	W	---	EAGLES PRACTICE SQUAD							
Sep 16	at TB	L	---	EAGLES PRACTICE SQUAD							
Sep 23	Ind	W	---	EAGLES PRACTICE SQUAD							
Sep 30	at Ten	L	---	EAGLES PRACTICE SQUAD							
Oct 7	Min	L	1/0	1	1	0.0	0	0	0	11	18%
Oct 11	at NYG	W	1/0	2	2	0.0	0	0	0	15	23%
Oct 21	Car	L	1/1	1	1	0.0	0	0	0	34	58%
Oct 28	at Jax	W	1/0	1	1	0.0	0	0	0	15	23%
Nov 11	Dal	L	1/0	1	0	0.0	0	0	0	11	16%
Nov 18	at NO	L	1/0	6	3	0.0	0	0	0	23	33%
Nov 25	NYG	W	1/0	0	0	0.0	0	0	0	15	24%
Dec 3	Was	W	1/0	1	0	0.0	0	0	0	11	24%
Dec 9	at Dal	L	1/0	4	1	0.0	0	0	0	32	32%
Dec 16	at LAR	W	1/0	1	1	0.0	0	0	0	26	34%
Dec 23	Hou	W	1/0	2	2	1.0	0	0	0	21	32%
Dec 30	at Was	W	1/0	0	0	0.0	0	0	0	12	27%
Totals		12/1	20	12	1	0	0	0	0	226	22%

PLAYOFFS

Jan 6	at Chi	W	1/0	0	0	0.0	0	0	0	12	19%
Jan 13	at NO	L	1/0	1	1	0.0	0	0	0	24	31%
Totals		2/0	1	1	0.0	0	0	0	0	36	26%

2017 GAME-BY-GAME STATISTICS (OAK)

Date	Opp	GP/S	Tot	Solo	Sk	Int	PD	FF	FR	Snaps	Pct
Sep 10	at Ten	W	1/0	2	0	0.0	0	0	0	31	48%
Sep 17	NYJ	W	1/0	1	1	0.0	0	0	0	14	25%
Sep 24	at Was	L	1/0	0	0	0.0	0	0	0	26	38%
Oct 1	at Den	L	1/0	1	0	0.0	0	0	0	24	38%
Oct 8	Bal	L	1/0	0	0	0.0	0	0	0	19	29%
Oct 15	LAC	L	1/0	3	2	0.0	0	0	0	34	52%
Oct 19	KC	W	1/0	0	0	0.0	0	0	0	32	52%
Oct 29	at Buf	L	1/0	2	1	0.0	0	0	0	30	44%
Nov 5	at Mia	W	1/0	0	0	0.0	0	0	0	23	34%
Nov 19	NE	L	1/0	4	2	0.0	0	0	1	24	40%
Nov 26	Den	W	1/0	3	2	0.0	0	0	0	29	49%
Dec 3	NYG	W	1/0	0	0	0.0	0	0	0	22	36%
Dec 10	at KC	L	1/0	4	3	0.0	0	0	0	31	41%
Dec 17	Dal	L	1/1	1	1	0.0	0	0	0	7	11%
Dec 25	at Phi	L	0/0	INACTIVE (ANKLE)							
Dec 31	at LAC	L	0/0	INACTIVE (ANKLE)							
Totals		14/1	21	12	0.0	0	0	1	0	346	33%



6-4 | 221  **3rd Year**
DOB: Sept. 16, 1993 (Age 25)

Rockville, Maryland

Wootton High School



North Carolina
D4a-17 (118th overall)
by Philadelphia

HIGHEST RECEIVING AVG.

EAGLES ROOKIES SINCE 2000

21.1	Hank Baskett (2006)
14.7	DeSean Jackson (2008)
14.1	Mack Hollins (2017)
13.8	Jeremy Maclin (2009)
13.5	Freddie Mitchell (2001)

(min. 15 receptions)

Hollins ranked 3rd in the NCAA with 22.9 yards per reception from 2015-16, including an NCAA-high 24.8 receiving average in 2015.

THREE-STEP DROP

Dream job: Own a world-renowned aquarium

Interesting pets: Owned a python and boa during college and bred African Cichlid fish in high school. "My dad had a lion growing up, so we've had it all."

Favorite TV shows:
Good Times, Sanford & Son



Originally drafted by Philadelphia in the 4th round (118th overall) of the 2017 NFL Draft, Mack Hollins caught 16 passes for 226 yards (14.1 avg.) and 1 TD during his rookie season. Hollins played collegiately at North Carolina, where he set the UNC career record for yards per catch (20.6 avg.) and ranks 3rd on the school's all-time list for receiving TDs (20).

HIGHEST CATCH RATE

NFL ROOKIE WIDE RECEIVERS IN 2017

JuJu Smith-Schuster (Pit.)	73.4%
Mack Hollins (Phi.)	72.7%
Trent Taylor (SF)	71.7%
Cooper Kupp (LAR)	66.0%
Chris Godwin (TB)	61.8%

(min. 15 receptions)

MOST YARDS PER TARGET

NFL ROOKIES IN 2017

JuJu Smith-Schuster (Pit.)	11.6
O.J. Howard (TB)	11.1
Mack Hollins (Phi.)	10.3
Kenny Golladay (Det.)	9.9
Chris Godwin (TB)	9.5

(min. 15 receptions)

SEASON HIGHLIGHTS

2017 - PHILADELPHIA EAGLES (16/0, 3/0)

- Produced 14.1 yards per reception, which is the 3rd-highest mark by an Eagles rookie since 2000, behind **Hank Baskett** in 2006 (21.1) and **DeSean Jackson** in 2008 (14.7) (min. 15 receptions)
- Ranked 2nd among NFL rookie WRs in catch rate (72.7%), trailing only **JuJu Smith-Schuster** (73.4%) (min. 15 receptions)
- Averaged the 3rd-most yards per target (10.3) among NFL rookies, behind **JuJu Smith-Schuster** (11.6) and **O.J. Howard** (11.1) (min. 15 receptions)



CAREER STATISTICS									
Year	Team	GP/S	RECEIVING					OFF SNAPS	
			Rec	Yds	Avg	Lg	TD	No	Pct
2017	Philadelphia	16/0	16	226	14.1	64t	1	287	25%
2018	Philadelphia	0/0	PLACED ON IR (GROIN) ON 9/6/18						
Totals		16/0	16	226	14.1	64t	1	---	---
PLAYOFFS									
2017	Philadelphia	3/0	1	9	9.0	9	0	48	23%
2018	Philadelphia	0/0	PLACED ON IR (GROIN) ON 9/6/18						
Totals		3/0	1	9	9.0	9	0	---	---
ADDITIONAL STATISTICS									
Special Teams Tackles: 5 - 2017 (5)									
Miscellaneous Fumble Recovery: 1 on 12/31/17 vs. Dal.									

CAREER HIGHS		
Receptions	3	9/17/17 at KC
Receiving Yards	64	10/23/17 vs. Was.
Receiving Long	64t	10/23/17 vs. Was.
Receiving TDs	1	10/23/17 vs. Was.

WALK-ON STORY

Hollins, who was a four-time special teams captain at North Carolina, joined the Tar Heels football team as a walk-on and finished his career as one of the top receivers in school history, totaling 81 receptions for 1,667 yards (20.6 avg.) and 20 TDs. Hollins credits taking advantage of special teams opportunities for leading to his on-field success in college.

EXOTIC ANIMALS

Hollins, whose dream job is to own a world-renowned aquarium, has been interested in exotic animals for quite some time. He is the owner of two snakes – a Ball Python and a Sunglow Boa – and has previously owned turtles. He also bred African Cichlid fish in high school.

BIRDSEED

Hollins is the son of Karyn and Richard Hollins. Hollins prepped at Wootton HS (Rockville, MD), where he played wide receiver and on defense and also participated in basketball and lacrosse. He also spent a postgrad semester at Fork Union Military Academy (Fork Union, VA). Hollins graduated from the University of North Carolina with a degree in exercise and sport science.



2017 GAME-BY-GAME STATISTICS (PHI)										
Date	Opp	GP/S	RECEIVING					SNAPS		
			Rec	Yds	Avg	Lg	TD	No	Pct	
Sep 10	at Was	W	1/0	0	0	---	--	0	5	7%
Sep 17	at KC	L	1/0	3	32	10.7	13	0	17	22%
Sep 24	NYG	W	1/0	0	0	---	--	0	8	11%
Oct 1	at LAC	W	1/0	0	0	---	--	0	9	11%
Oct 8	Ari	W	1/0	0	0	---	--	0	14	21%
Oct 12	at Car	W	1/0	2	38	19.0	20	0	9	15%
Oct 23	Was	W	1/0	1	64	64.0	64t	1	8	12%
Oct 29	SF	W	1/0	2	30	15.0	24	0	18	26%
Nov 5	Den	W	1/0	1	8	8.0	8	0	30	43%
Nov 19	at Dal	W	1/0	1	7	7.0	7	0	10	16%
Nov 26	Chi	W	1/0	2	12	6.0	8	0	38	49%
Dec 3	at Sea	L	1/0	1	10	10.0	10	0	17	23%
Dec 10	at LAR	W	1/0	0	0	---	--	0	38	42%
Dec 17	at NYG	W	1/0	0	0	---	--	0	13	19%
Dec 25	Oak	W	1/0	0	0	---	--	0	9	13%
Dec 31	Dal	L	1/0	3	25	8.3	12	0	44	75%
Totals			16/0	16	226	14.1	64t	1	287	25%
PLAYOFFS										
Jan 13	Atl	W	1/0	1	9	9.0	9	0	16	24%
Jan 21	Min	W	1/0	0	0	---	--	0	15	23%
Feb 4	at NE	W	1/0	0	0	---	--	0	17	23%
Totals			3/0	1	9	9.0	9	0	48	23%

SEASON HIGHLIGHTS (Continued)

- Caught a 64-yard TD in the 34-24 *Monday Night Football* victory vs. Was. (10/23/17), marking the longest TD reception by an Eagles rookie since **Hank Baskett** (89-yard TD) on 12/31/06 vs. Atlanta

COLLEGE HIGHLIGHTS

- Came to UNC as a walk-on and finished his career as one of the top receivers in school history. Totaled 81 receptions for 1,667 yards (20.6 avg.) and 20 TDs
- Set the UNC career record for yards per reception and ranked 3rd on the school's all-time list for receiving TDs. Led the NCAA with a career-high 24.8 yards per reception (24.8 avg.) as a junior in 2015
- Garnered second-team All-ACC honors after finishing his junior season with 30 catches for a team-high 745 yards and 8 TDs

TRANSACTIONS

- 2017** Drafted by PHI in 4th round (118th overall)
Signed 4-year contract
- 9/6/18** Placed on Injured Reserve (groin)

RB JORDAN HOWARD 24



6-0 | 224  **4th Year**
DOB: Nov. 2, 1994 (Age 24)

 **Gardendale, Alabama**

Gardendale High School



Indiana
D5-16 (150th overall)
by Chicago
Acquired: T-Chi-19



Jordan Howard was acquired by the Eagles in a trade with the Bears during the 2019 offseason. The 24-year-old Pro Bowler was originally a 5th-round draft choice (150th overall) by Chicago in 2016 and is one of only three NFL RBs with 3,000+ rushing yards (3,370) since 2016, joining Ezekiel Elliott (4,048) and Todd Gurley (3,441). Howard and Gurley are the only NFL RBs with 9+ rushing TDs in each of the last two seasons.


MOST RUSHING YARDS

NFL RUNNING BACKS SINCE 2016

Ezekiel Elliott	4,048
Todd Gurley	3,441
Jordan Howard	3,370
Melvin Gordon	2,987
Lamar Miller	2,934

THREE CONSECUTIVE SEASONS WITH 900+ RUSHING YARDS

NFL RUNNING BACKS (2016-18)



EZEKIEL ELLIOTT

JORDAN HOWARD

MOST RUSHING TDs

NFL RUNNING BACKS SINCE 2017

30	Todd Gurley
22	Alvin Kamara
18	Jordan Howard
18	Melvin Gordon
18	Mark Ingram

BACK-TO-BACK SEASONS WITH 9+ RUSHING TDs

NFL RUNNING BACKS (2017-18)



TODD GURLEY

JORDAN HOWARD

CAREER HIGHLIGHTS

- In 2017, became the first Bear to rush for 1,000+ yards in each of his first two seasons. Also became the fastest Bear to reach 2,000+ career rushing yards (24 games), doing so in fewer games than **Walter Payton** (26) and **Gale Sayers** (28)
- Earned his first career **Pro Bowl** nod and was named to the PFWA **All-Rookie Team** in 2016. Became the first Bears rookie running back to be voted to the Pro Bowl since **Gale Sayers** in 1965
- Finished the 2016 season with the 2nd-most rushing yards (career-high 1,313) in the NFL, trailing only **Ezekiel Elliott** (1,631). Marked the first time since the 1970 merger that two rookies finished in the Top 2 in the NFL in rushing yardage

As a rookie in 2016, Howard ranked 2nd in the NFL with a career-high 1,313 rushing yards en route to his first career Pro Bowl nod.



CAREER STATISTICS

Year	Team	GP/S	RUSHING					RECEIVING					OFF SNAPS		
			Att	Yds	Avg	Lg	TD	Rec	Yds	Avg	Lg	TD	TYS	No	Pct
2016	Chicago	15/13	252	1,313	5.2	69	6	29	298	10.3	34	1	1,611	654	65%
2017	Chicago	16/16	276	1,122	4.1	53	9	23	125	5.4	12	0	1,247	576	58%
2018	Chicago	16/15	250	935	3.7	42	9	20	145	7.3	18	0	1,080	624	58%
Totals		47/44	778	3,370	4.3	69	24	72	568	7.9	34	1	3,938	---	---

PLAYOFFS

2018	Chicago	1/1	10	35	3.5	12	0	0	0	---	--	0	35	22	34%
Totals		1/1	10	35	3.5	12	0	0	0	---	--	0	35	---	---

ADDITIONAL STATISTICS

Fumbles/Lost: 5/3 - 2018 (2/1), 2017 (1/1), 2016 (2/1)

CAREER HIGHS

Rush Attempts	36	10/15/17 at Bal.
Rushing Yards	167	10/15/17 at Bal.
Rushing Long	69	10/31/16 vs. Min.
Rushing TDs	3	12/4/16 vs. SF
Receptions	5	2x, last: 9/9/18 at GB
Receiving Yards	49	10/31/16 vs. Min.
Receiving Long	34	10/31/16 vs. Min.
Receiving TDs	1	10/9/16 at Ind.
Scrimmage Yards	202	10/31/16 vs. Min.

NOTES TO KNOW

- Ranks 3rd in the NFL in rushing yards (3,370) since 2016, trailing only **Ezekiel Elliott** (4,048) and **Todd Gurley** (3,441). Joins Elliott as the only NFL RBs to record 900+ rushing yards in each of the last three seasons (2016-18)
- Has produced the 2nd-most rushes for 10+ yards (93) in the NFL since 2016, behind **Ezekiel Elliott** (110)
- Is tied for the 3rd-most rushing TDs (18) in the NFL since 2017, trailing only **Todd Gurley** (30) and **Alvin Kamara** (22). Howard and Gurley are the only NFL RBs with 9+ rushing TDs in each of the last two seasons (2017-18)

SEASON HIGHLIGHTS

2018 - CHICAGO BEARS (16/15, 1/1)

- Led the Bears with 935 rushing yards and posted a career-high-tying 9 rushing TDs for the second straight season
- Totaled 88 carries for 399 yards (4.53 avg.) and 4 TDs over the last 5 games of the regular season, including two 100+ yard performances. Rushed for 101 yards vs. LAR (12/9/18) and 109 yards at Min. (12/30/18)

2017 - CHICAGO BEARS (16/16)

- Ranked 6th in the NFL with 1,122 rushing yards, behind **Kareem Hunt** (1,327), **Todd Gurley** (1,305), **Le'Veon Bell** (1,291), **LeSean McCoy** (1,138) and **Mark Ingram** (1,124)
- Became the first Bear to rush for 1,000+ yards in each of his first two seasons. Also became the fastest Bear to reach 2,000+ career rushing yards (24 games), doing so in fewer games than **Walter Payton** (26) and **Gale Sayers** (28)



BIRDSEED

Howard played running back at Gardendale (AL) High School, where he collected 2,876 yards on 380 attempts in his two varsity seasons, including 1,388 yards and 21 TDs in 10 games as a senior. Howard was named the *Birmingham News North*/East Player of the Year and also received 2011 Honorable Mention All-State accolades.

 @JHowardx24
  @jh



2018 GAME-BY-GAME STATISTICS (CHICAGO)

Date	Opp	GP/S	RUSHING						RECEIVING					SNAPS		
			Att	Yds	Avg	Lg	TD	Rec	Yds	Avg	Lg	TD	TYS	No	Pct	
Sep 9	at GB	L	1/1	15	82	5.5	16	0	5	25	5.0	7	0	107	50	71%
Sep 17	Sea	W	1/1	14	35	2.5	7	0	3	33	11.0	18	0	68	48	73%
Sep 23	at Ari	W	1/1	24	61	2.5	17	1	2	20	10.0	13	0	81	46	62%
Sep 30	TB	W	1/1	11	25	2.3	11	0	0	0	---	--	0	25	33	54%
Oct 14	at Mia	L	1/1	14	69	4.9	19	0	0	0	---	--	0	69	36	51%
Oct 21	NE	L	1/1	12	39	3.3	6	1	1	9	9.0	9	0	48	46	56%
Oct 28	NYJ	W	1/1	22	81	3.7	24	1	0	0	---	--	0	81	38	58%
Nov 4	at Buf	W	1/1	14	47	3.4	18t	2	0	0	---	--	0	47	26	51%
Nov 11	Det	W	1/1	11	21	1.9	9	0	1	11	11.0	11	0	32	30	53%
Nov 18	Min	W	1/0	18	63	3.5	8	0	1	2	2.0	2	0	65	48	65%
Nov 22	at Det	W	1/1	7	13	1.9	4	0	1	2	2.0	2	0	15	35	60%
Dec 2	at NYG	L	1/1	16	76	4.8	25	0	1	4	4.0	4	0	80	34	41%
Dec 9	LAR	W	1/1	19	101	5.3	21	0	1	2	2.0	2	0	103	39	55%
Dec 16	GB	W	1/1	19	60	3.2	9t	1	1	15	15.0	15	0	75	34	57%
Dec 23	at SF	W	1/1	13	53	4.1	9	1	2	17	8.5	16	0	70	40	63%
Dec 30	at Min	W	1/1	21	109	5.2	42	2	1	5	5.0	5	0	114	41	60%
Totals			16/15	250	935	3.7	42	9	20	145	7.3	18	0	1,080	624	58%

PLAYOFFS

Jan 6	Phi	L	1/1	10	35	3.5	12	0	0	0	---	--	0	35	22	34%
Totals			1/1	10	35	3.5	12	0	0	0	---	--	0	35	22	34%



SEASON HIGHLIGHTS (Continued)

- Tied with **Le'Veon Bell** and **Leonard Fournette** for the 3rd-most rushing TDs (career-high 9) in the NFL, trailing only **Todd Gurley** (13) and **Mark Ingram** (12)

2016 - CHICAGO BEARS (15/13)

- Earned his first career **Pro Bowl** nod and was named to the PFWA **All-Rookie Team**. Became the first Bears rookie RB to be voted to the Pro Bowl since **Gale Sayers** in 1965
- Finished with the 2nd-most rushing yards (career-high 1,313) in the NFL, behind **Ezekiel Elliott** (1,631). Marked the first time since the 1970 merger that two rookies finished in the Top 2 in the NFL in rushing yardage
- Ranked 4th in the NFL with a 5.2 rushing average (led the NFC), behind **Mike Gillislee** (5.7), **Bilal Powell** (5.5) and **LeSean McCoy** (5.4) (min. 100 attempts)
- Named **NFC Offensive Rookie of the Month** for December/January after rushing for 547 yards (5.3 avg.) and 4 TDs in 5 games. Ranked 2nd in the NFL in rushing yards per game (109.4) in that span (including 3 games with 100+ yards), trailing only **Le'Veon Bell** (142.3)

COLLEGE HIGHLIGHTS

- Appeared in 32 career games over three seasons with UAB (2013-14) and Indiana (2015), compiling 3,681 rushing yards on 647 attempts (5.7 avg.) and 24 rushing TDs. Earned first-team All-Big Ten (2015), All-CUSA (2014) and CUSA All-Freshman Team (2013) honors

100+ YARD RUSHING GAMES (14)

Date	Opponent	Yds
10/15/17	at Baltimore Ravens (W, 27-24)	167
10/31/16	vs. Minnesota Vikings (W, 20-10)	153
12/10/17	at Cincinnati Bengals (W, 33-7)	147
9/24/17	vs. Pittsburgh Steelers (W, 23-17)	140
1/1/17	at Minnesota Vikings (L, 10-38)	135
11/19/17	vs. Detroit Lions (L, 24-27)	125
12/24/16	vs. Washington Redskins (L, 21-41)	119
10/9/16	at Indianapolis Colts (L, 23-29)	118
12/4/16	vs. San Francisco 49ers (W, 26-6)	117
10/2/16	vs. Detroit Lions (W, 17-14)	111
12/30/18	at Minnesota Vikings (W, 24-10)	109
10/29/17	at New Orleans Saints (L, 12-20)	102
12/9/18	vs. Los Angeles Rams (W, 15-6)	101
11/13/16	at Tampa Bay Buccaneers (L, 10-36)	100



2017 GAME-BY-GAME STATISTICS (CHICAGO)

Date	Opp		GP/S	RUSHING					RECEIVING					SNAPS		
				Att	Yds	Avg	Lg	TD	Rec	Yds	Avg	Lg	TD	TYS	No	Pct
Sep 10	Atl	L	1/1	13	52	4.0	11	1	3	14	4.7	9	0	66	38	57%
Sep 17	at TB	L	1/1	9	7	0.8	4	0	0	0	---	--	0	7	31	48%
Sep 24	Pit	W	1/1	23	140	6.1	19t	2	5	26	5.2	10	0	166	41	63%
Sep 28	at GB	L	1/1	18	53	2.9	16	1	2	10	5.0	7	0	63	35	52%
Oct 9	Min	L	1/1	19	76	4.0	13	0	0	0	---	--	0	76	34	56%
Oct 15	at Bal	W	1/1	36	167	4.6	53	0	1	9	9.0	9	0	176	54	68%
Oct 22	Car	W	1/1	21	65	3.1	11	0	0	0	---	--	0	65	34	90%
Oct 29	at NO	L	1/1	23	102	4.4	50	0	3	19	6.3	12	0	121	48	72%
Nov 12	GB	L	1/1	15	54	3.6	25	0	0	0	---	--	0	54	29	48%
Nov 19	Det	L	1/1	15	125	8.3	50	1	0	0	---	--	0	125	31	49%
Nov 26	at Phi	L	1/1	7	6	0.9	4	0	2	13	6.5	9	0	19	23	42%
Dec 3	SF	L	1/1	13	38	2.9	14	0	1	-5	-5.0	-5	0	33	22	60%
Dec 10	at Cin	W	1/1	23	147	6.4	21t	2	1	8	8.0	8	0	155	44	58%
Dec 16	at Det	L	1/1	10	37	3.7	16	0	4	26	6.5	11	0	63	33	48%
Dec 24	Cle	W	1/1	22	44	2.0	16t	2	0	0	---	--	0	44	43	69%
Dec 31	at Min	L	1/1	9	9	1.0	4	0	1	5	5.0	5	0	14	36	64%
Totals			16/16	276	1,122	4.1	53	9	23	125	5.4	12	0	1,247	576	58%



MULTI-TOUCHDOWN GAMES (6)

Date	Opponent	Yds
12/4/16	vs. San Francisco 49ers (W, 26-6)	3
12/30/18	at Minnesota Vikings (W, 24-10)	2
11/4/18	at Buffalo Bills (W, 41-9)	2
12/24/17	vs. Cleveland Browns (W, 20-3)	2
12/10/17	at Cincinnati Bengals (W, 33-7)	2
9/24/17	vs. Pittsburgh Steelers (W, 23-17)	2

COLLEGE HIGHLIGHTS (Continued)

- As a junior at Indiana in 2015, ranked 3rd in the Big Ten with 1,213 rushing yards and added 9 TDs
- Set UAB's single-season rushing yardage record (1,587) during the program's final season in 2014. Also averaged 5.2 yards per attempt and produced 13 rushing TDs

TRANSACTIONS

- 2016** Drafted by CHI in 5th round (150th overall)
Signed 4-year contract
- 3/28/19** Acquired by PHI from CHI in exchange for 2020 draft pick



2016 GAME-BY-GAME STATISTICS (CHICAGO)

Date	Opp		GP/S	RUSHING					RECEIVING					TYS	SNAPS	
				Att	Yds	Avg	Lg	TD	Rec	Yds	Avg	Lg	TD		No	Pct
Sep 11	at Hou	L	0/0	INACTIVE												
Sep 19	Phi	L	1/0	3	22	7.3	10	0	2	9	4.5	7	0	31	11	21%
Sep 25	at Dal	L	1/0	9	45	5.0	36	0	4	47	11.8	15	0	92	49	75%
Oct 2	Det	W	1/1	23	111	4.8	17	0	3	21	7.0	9	0	132	63	91%
Oct 9	at Ind	L	1/1	16	118	7.4	57	0	3	45	15.0	21t	1	163	63	96%
Oct 16	Jax	L	1/1	15	34	2.3	9	1	2	6	3.0	7	0	40	55	69%
Oct 20	at GB	L	1/1	7	22	3.1	11	0	0	0	---	--	0	22	22	46%
Oct 31	Min	W	1/1	26	153	5.9	69	1	4	49	12.3	34	0	202	50	82%
Nov 13	at TB	L	1/1	15	100	6.7	15	0	0	0	---	--	0	100	29	52%
Nov 20	at NYG	L	1/1	17	77	4.5	27	0	1	22	22.0	22	0	99	46	73%
Nov 27	Ten	L	1/1	18	84	4.7	22	0	3	43	14.3	23	0	127	53	66%
Dec 4	SF	W	1/1	32	117	3.7	25	3	0	0	---	--	0	117	53	84%
Dec 11	at Det	L	1/1	13	86	6.6	31	0	2	24	12.0	19	0	110	34	61%
Dec 18	GB	L	1/1	17	90	5.3	13	1	4	23	5.8	9	0	113	49	74%
Dec 24	Was	L	1/1	18	119	6.6	23	0	1	9	9.0	9	0	128	39	57%
Jan 1	at Min	L	1/1	23	135	5.9	18	0	0	0	---	--	0	135	38	63%
Totals			15/13	252	1,313	5.2	69	6	29	298	10.3	34	1	1,611	654	65%

WR DESEAN JACKSON 10



5-10 | 175  **12th Year**

DOB: Dec. 1, 1986 (Age 32)

Originally selected by Philadelphia in the 2nd round (49th overall) of the 2008 NFL Draft, DeSean Jackson rejoined the Eagles following a trade with Tampa Bay during the 2019 offseason. Jackson has posted the most 60+ yard TDs (24) in NFL history and ranks 6th all-time in yards per reception (17.4) (min. 500 receptions). Among active players, the three-time Pro Bowler also ranks 5th in career receiving yards (10,261).



Long Beach, California

Long Beach Polytechnic High School



Cal

California

**D2b-08 (49th overall)
by Philadelphia
Acquired: T-TB-19**

AP
2009

PRO BOWL
2010

PRO BOWL
2011

PRO BOWL
2014



YARDS PER RECEPTION

NFL PLAYERS IN 2018

DeSean Jackson (TB)	18.9
Josh Gordon (Cle. & NE)	18.0
Mike Evans (TB)	17.7
John Brown (Bal.)	17.0
Tyreek Hill (Kc)	17.0


NFL HISTORY

Stanley Morgan (1977-90)	19.2
Lance Alworth (1962-72)	18.9
Don Maynard (1958-73)	18.7
James Lofton (1978-93)	18.3
Harold Jackson (1968-83)	17.9
DeSean Jackson (2008-)	17.4

(min. 500 receptions)

MOST 60+ YARD TOUCHDOWNS

NFL HISTORY



DESEAN JACKSON
24

JERRY RICE
23

DEVIN HESTER
21

MOST 50+ YARD TOUCHDOWNS

NFL HISTORY



JERRY RICE
36

DESEAN JACKSON
29

RANDY MOSS
29

CAREER RECEIVING YARDS

ACTIVE NFL PLAYERS

Larry Fitzgerald	16,279
Jason Witten	12,448
Antonio Brown	11,207
Julio Jones	10,731
DeSean Jackson	10,261

EAGLES ALL-TIME HISTORY

Harold Carmichael (1971-83)	8,978
Pete Retzlaff (1956-66)	7,412
Mike Quick (1982-90)	6,464
DeSean Jackson (2008-)	6,117
Pete Pihos (1947-55)	5,619

Jackson's 36 career games with 100+ receiving yards are the 3rd-most among active NFL players, behind Julio Jones (49) and Antonio Brown (42).



CAREER STATISTICS									
Year	Team	GP/S	RECEIVING					OFF SNAPS	
			Rec	Yds	Avg	Lg	TD	No	Pct
2008	Philadelphia	16/15	62	912	14.7	60	2	N/A	N/A
2009	Philadelphia	15/15	62	1,156	18.6	71t	9	N/A	N/A
2010	Philadelphia	14/14	47	1,056	22.5	91t	6	N/A	N/A
2011	Philadelphia	15/15	58	961	16.6	62t	4	N/A	N/A
2012	Philadelphia	11/11	45	700	15.6	77t	2	700	62%
2013	Philadelphia	16/16	82	1,332	16.2	61t	9	987	89%
2014	Washington	15/13	56	1,169	20.9	81t	6	755	72%
2015	Washington	9/9	30	528	17.6	77t	4	359	34%
2016	Washington	15/15	56	1,005	17.9	80t	4	706	67%
2017	Tampa Bay	14/13	50	668	13.4	41	3	609	56%
2018	Tampa Bay	12/10	41	774	18.9	75t	4	452	41%
Totals		152/146	589	10,261	17.4	91t	53	---	---

PLAYOFFS									
2008	Philadelphia	3/3	11	207	18.8	62t	1	N/A	N/A
2009	Philadelphia	1/1	3	14	4.7	6	1	N/A	N/A
2010	Philadelphia	1/1	2	47	23.5	28	0	N/A	N/A
2013	Philadelphia	1/1	3	53	17.7	40	0	49	84%
2015	Washington	1/1	2	17	8.5	14	0	52	72%
Totals		7/7	21	338	16.1	62t	2	---	---

ADDITIONAL STATISTICS									
Fumbles/Lost: 15/6 - 2015 (1/1), 2013 (1/0), 2012 (1/0), 2011 (1/1), 2010 (4/1), 2009 (3/1), 2008 (4/2) Postseason: 1/1 - 2008 (1/1)									
Rushing: 70-447-4 - 2018 (6-29-1), 2017 (3-38), 2014 (4-7), 2013 (3-2), 2012 (3--7), 2011 (7-41), 2010 (16-104-1), 2009 (11-137-1), 2008 (17-96-1) Postseason: 1-2 - 2008 (1-2)									
Punt Returns: 139-1,313-4 - 2018 (5-24), 2015 (2--5), 2014 (1-0), 2013 (14-71), 2012 (1--3), 2011 (17-114), 2010 (20-231-1), 2009 (29-441-2), 2008 (50-440-1) Postseason: 11-174 - 2013 (1-29), 2010 (1-14), 2009 (2-9), 2008 (7-122)									
Kickoff Returns: 5-37 - 2015 (1-8), 2013 (1-10), 2011 (1-7), 2009 (1-0), 2008 (1-12)									



CAREER HIGHS		
Receptions	10	12/15/13 at Min.
Receiving Yards	210	12/12/10 at Dal.
Receiving Long	91t	12/12/10 at Dal.
Receiving TDs	2	2x, last: 9/9/18 at NO
Rush Attempts	3	3x, last: 11/7/10 vs. Ind.
Rushing Yards	67	10/26/09 at Was.
Rushing Long	67t	10/26/09 at Was.
Rushing TDs	1	4x, last: 10/21/18 vs. Cle.
Scrimmage Yards	216	12/12/10 at Dal.
Punt Returns	8	9/7/08 vs. StL
Punt Return Yards	109	1/4/09 at Min. (WC)
Punt Return Long	85t	9/13/09 at Car.
Punt Return TDs	1	4x, last: 12/19/10 at NYG
All-Purpose Yards	261	12/13/09 at NYG

CAREER HIGHLIGHTS

- Is a three-time **Pro Bowl** selection (2010, 2011, 2014) and 2009 *Associated Press All-Pro* honoree. In 2009, became the first player in NFL history to earn a **Pro Bowl** berth at two different positions (WR and RS) in the same year
- Has led the NFL in yards per reception four times in his career: 2018 (18.9), 2016 (17.9), 2014 (20.9), 2010 (22.5)
- Joins **Mike Quick** (1982-90) and **Harold Carmichael** (1971-83) as the only players in Eagles history to register at least three seasons with 1,000+ receiving yards
- Posted a career-high 1,332 receiving yards in 2013, which marks the 2nd-highest single-season total in franchise history, trailing only **Mike Quick** in 1983 (1,409)
- Is tied with **Darren Sproles** for the most punt return TDs (4) in franchise history
- Recorded one of the most memorable plays in franchise history, known by Eagles fans as the “*Miracle at the New Meadowlands*” – a game-winning, 65-yard punt return TD as time expired on 12/19/10 at N.Y. Giants

NOTES TO KNOW

- Has produced the most 60+ yard TDs (24) in NFL history and is tied with **Randy Moss** (1998-2012) for the 2nd-most 50+ yard TDs (29), behind **Jerry Rice** (36, 1985-2004)
- Owns the 6th-highest career receiving average (17.4) in NFL history, trailing only **Stanley Morgan** (19.2, 1977-90), **Lance Alworth** (18.9, 1962-72), **Don Maynard** (18.7, 1958-73), **James Lofton** (18.3, 1978-93) and **Harold Jackson** (17.9, 1968-83) (min. 500 receptions)
- Among active players, ranks 5th in career receiving yards (10,261), behind **Larry Fitzgerald** (16,279), **Jason Witten** (12,448), **Antonio Brown** (11,207) and **Julio Jones** (10,731)
- Ranks 4th in Eagles history with 6,117 receiving yards, trailing only **Harold Carmichael** (8,978, 1971-83), **Pete Retzlaff** (7,412, 1956-66) and **Mike Quick** (6,464, 1982-90)
- Leads the NFL in 40+ yard receptions (63) since 2008



2018 GAME-BY-GAME STATISTICS (TB)

Date	Opp	GP/S	RECEIVING					SNAPS		
			Rec	Yds	Avg	Lg	TD	No	Pct	
Sep 9	at NO	W 1/1	5	146	29.2	58t	2	20	30%	
Sep 16	Phi	W 1/1	4	129	32.3	75t	1	34	59%	
Sep 24	Pit	L 1/1	3	37	12.3	17	0	42	58%	
Sep 30	at Chi	L 1/1	5	112	22.4	48	0	39	62%	
Oct 14	at Atl	L 1/1	4	77	19.3	21	0	34	52%	
Oct 21	Cle	W 1/0	2	25	12.5	14	0	43	45%	
Oct 28	at Cin	L 1/1	3	68	22.7	60t	1	46	52%	
Nov 4	at Car	L 1/1	2	32	16.0	20	0	32	48%	
Nov 11	Was	L 1/1	5	67	13.4	24	0	44	64%	
Nov 18	at NYG	L 1/1	4	38	9.5	20	0	53	75%	
Nov 25	SF	W 1/1	3	19	6.3	14	0	36	49%	
Dec 2	Car	W 0/0	INACTIVE (THUMB)							
Dec 9	NO	L 0/0	INACTIVE (THUMB)							
Dec 16	at Bal	L 0/0	INACTIVE (THUMB)							
Dec 23	at Dal	L 1/0	1	24	24.0	24	0	29	36%	
Dec 30	Atl	L 0/0	INACTIVE (ACHILLES)							
Totals		12/10	41	774	18.9	75t	4	452	41%	

2017 GAME-BY-GAME STATISTICS (TB)

Date	Opp	GP/S	RECEIVING					SNAPS		
			Rec	Yds	Avg	Lg	TD	No	Pct	
Sep 17	Chi	W 1/1	3	39	13.0	21	0	36	51%	
Sep 24	at Min	L 1/1	4	84	21.0	32	1	43	81%	
Oct 1	NYG	W 1/0	2	20	10.0	11	0	45	70%	
Oct 5	NE	L 1/1	5	106	21.2	41	0	52	72%	
Oct 15	at Ari	L 1/1	3	38	12.7	27	1	53	76%	
Oct 22	at Buf	L 1/1	5	73	14.6	20	0	52	72%	
Oct 29	Car	L 1/1	3	37	12.3	19	0	50	75%	
Nov 5	at NO	L 1/1	2	25	12.5	14	0	39	66%	
Nov 12	NYJ	W 1/1	6	82	13.7	22	0	54	76%	
Nov 19	at Mia	W 1/1	2	28	14.0	24	1	40	61%	
Nov 26	at Atl	L 1/1	8	60	7.5	15	0	44	62%	
Dec 3	at GB	L 1/1	2	24	12.0	19	0	49	65%	
Dec 10	Det	L 1/1	4	41	10.3	16	0	30	42%	
Dec 18	Atl	L 1/1	1	11	11.0	11	0	22	37%	
Dec 24	at Car	L 0/0	INACTIVE (ANKLE)							
Dec 31	NO	W 0/0	INACTIVE (ANKLE)							
Totals		14/13	50	668	13.4	41	3	609	56%	



SEASON HIGHLIGHTS

2018 - TAMPA BAY BUCCANEERS (12/10)

- Led the NFL in yards per reception (18.9 avg.) for the fourth time in his career. Marked his highest receiving average since 2014 (20.4) with Washington

2017 - TAMPA BAY BUCCANEERS (14/13)

- Totaled 50 receptions for 668 yards (13.4 avg.) and 3 TDs in his debut season with the Buccaneers

2016 - WASHINGTON REDSKINS (15/15)

- Ranked 1st in the NFL in yards per reception (17.9 avg.) for the third time in his career. Also led the team in receiving yards per game (67.0) and produced his fifth career season with 1,000+ receiving yards (1,005)

2015 - WASHINGTON REDSKINS (9/9, 1/1)

- Despite missing 7 games due to injury, ended the season with 30 catches for 528 yards (17.6 avg.) and 4 TDs

2014 - WASHINGTON REDSKINS (15/13)

- Finished his first year with the Redskins as the NFL leader in yards per reception (20.9 avg.). Also produced his fourth career season with 1,000+ yards after leading the team with 1,169 receiving yards

2013 - PHILADELPHIA EAGLES (16/16, 1/1)

- Earned **Pro Bowl** honors for the third time in his career after logging career highs in receptions (82), receiving yards (1,332) and receiving TDs (9)
- Marked his third campaign with 1,000+ receiving yards, which tied **Harold Carmichael** (1971-83) and **Mike Quick** (1982-90) for the most such seasons in Eagles history

TOP-10 RECEIVING GAMES

Date	Opponent	Yds
12/12/10	at Dallas Cowboys (W, 30-27)	210
12/15/13	at Minnesota Vikings (L, 30-48)	195
9/15/13	vs. San Diego Chargers (L, 30-33)	193
12/13/09	at New York Giants (W, 45-38)	178
10/2/11	vs. San Francisco 49ers (L, 23-24)	171
10/6/14	vs. Seattle Seahawks (L, 17-27)	157
12/20/15	vs. Buffalo Bills (W, 35-25)	153
9/26/10	at Jacksonville Jaguars (W, 28-3)	153
11/3/13	at Oakland Raiders (W, 49-20)	150
9/27/09	vs. Kansas City Chiefs (W, 34-14)	149



2016 GAME-BY-GAME STATISTICS (WAS)

Date	Opp	GP/S	RECEIVING					SNAPS		
			Rec	Yds	Avg	Lg	TD	No	Pct	
Sep 12	Pit	L	1/1	6	102	17.0	33	0	48	83%
Sep 18	Dal	L	1/1	3	40	13.3	28	0	51	76%
Sep 25	at NYG	W	1/1	5	96	19.2	44t	1	51	72%
Oct 2	Cle	W	1/1	1	5	5.0	5	0	48	77%
Oct 9	at Bal	W	1/1	3	35	11.7	27	0	52	79%
Oct 16	Phi	W	1/1	4	55	13.8	35	0	50	68%
Oct 23	at Det	L	1/1	5	35	7.0	12	0	54	74%
Oct 30	at Cin	T	1/1	3	48	16.0	38	0	32	35%
Nov 13	Min	W	0/0	INACTIVE (SHOULDER)						
Nov 20	GB	W	1/1	4	51	12.8	17t	1	47	71%
Nov 24	at Dal	L	1/1	4	118	29.5	67t	1	56	75%
Dec 4	at Ari	L	1/1	1	59	59.0	59	0	45	75%
Dec 11	at Phi	W	1/1	3	102	34.0	80t	1	42	88%
Dec 19	Car	L	1/1	7	111	15.9	23	0	58	91%
Dec 24	at Chi	W	1/1	5	114	22.8	57	0	30	45%
Jan 1	NYG	L	1/1	2	34	17.0	23	0	42	76%
Totals			15/15	56	1,005	17.9	80t	4	706	67%

2015 GAME-BY-GAME STATISTICS (WAS)

Date	Opp	GP/S	RECEIVING					SNAPS		
			Rec	Yds	Avg	Lg	TD	No	Pct	
Sep 13	Mia	L	1/1	0	0	---	--	0	12	16%
Sep 20	StL	W	0/0	INACTIVE (HAMSTRING)						
Sep 24	at NYG	L	0/0	INACTIVE (HAMSTRING)						
Oct 4	Phi	W	0/0	INACTIVE (HAMSTRING)						
Oct 11	at Atl	L	0/0	INACTIVE (HAMSTRING)						
Oct 18	at NYJ	L	0/0	INACTIVE (HAMSTRING)						
Oct 25	TB	W	0/0	INACTIVE (HAMSTRING)						
Nov 8	at NE	L	1/1	3	15	5.0	9	0	49	85%
Nov 15	NO	W	1/1	2	44	22.0	42	0	30	48%
Nov 22	at Car	L	1/1	5	87	17.4	56t	1	42	88%
Nov 29	NYG	W	1/1	2	66	33.0	63t	1	41	58%
Dec 7	Dal	L	1/1	6	80	13.3	28t	1	48	74%
Dec 13	at Chi	W	1/1	2	43	21.5	29	0	48	69%
Dec 20	Buf	W	1/1	6	153	25.5	77t	1	36	63%
Dec 26	at Phi	W	1/1	4	40	10.0	22	0	53	70%
Jan 3	at Dal	W	0/0	INACTIVE (KNEE)						
Totals			9/9	30	528	17.6	77t	4	359	34%
PLAYOFFS										
Jan 10	GB	L	1/1	2	17	8.5	14	0	52	72%
Totals			1/1	2	17	8.5	14	0	52	72%



MULTI-TOUCHDOWN GAMES (5)

Date	Opponent	Tot	Rec	PR	Rush
9/9/18	at New Orleans (W, 48-40)	2	2	0	0
10/13/13	at Tampa Bay (W, 31-20)	2	2	0	0
10/17/10	vs. Atlanta (W, 31-17)	2	1	0	1
12/13/09	at N.Y. Giants (W, 45-38)	2	1	1	0
10/26/09	at Washington (W, 27-17)	2	1	0	1

SEASON HIGHLIGHTS (Continued)

- Named **NFC Offensive Player of the Week** after posting 7 catches for 132 yards and 1 TD at NYG (10/6/13)

2012 - PHILADELPHIA EAGLES (11/11)

- Totaled 45 receptions for 700 yards (15.6 avg.) and 2 TDs. Led the Eagles in yards per reception and receiving yards per game (63.6)

2011 - PHILADELPHIA EAGLES (15/15)

- Led the team with 961 receiving yards. Jackson, **Jeremy Maclin** and **Brent Celek** became the first trio in franchise history to each post 800+ yards in the same season

2010 - PHILADELPHIA EAGLES (14/14, 1/1)

- Received his second career **Pro Bowl** honor after ranking 1st in the NFL with a career-high 22.5 yards per reception and led the Eagles with 1,056 receiving yards
- Recorded one of the most memorable plays in franchise history, known by Eagles fans as the "*Miracle at the New Meadowlands*" – a game-winning, 65-yard punt return TD as time expired at NYG (12/19/10)
- Snagged an 88-yard TD from **Michael Vick** on the first play from scrimmage at Was. (11/15/10). Marked the longest opening play from scrimmage in franchise history
- Scored on a 31-yard rush and a 34-yard catch in the first quarter vs. Atl. (10/17/10). Became the first WR to post a rushing and receiving TD in each of his first three NFL seasons since **Jerry Rice** (1985-87)



2014 GAME-BY-GAME STATISTICS (WAS)

Date	Opp	GP/S	RECEIVING					SNAPS				
			Rec	Yds	Avg	Lg	TD	No	Pct			
Sep 7	at Hou	L	1/1	8	62	7.8	17	0	60	92%		
Sep 14	Jax	W	1/1	1	19	19.0	19	0	12	14%		
Sep 21	at Phi	L	1/1	5	117	23.4	81t	1	59	76%		
Sep 25	NYG	L	1/0	1	9	9.0	9	0	44	80%		
Oct 6	Sea	L	1/1	5	157	31.4	60t	1	50	91%		
Oct 12	at Ari	L	1/1	3	115	38.3	64t	1	54	90%		
Oct 19	Ten	W	1/1	3	49	16.3	37	0	52	83%		
Oct 27	at Dal	W	1/0	6	136	22.7	49	0	61	91%		
Nov 2	at Min	L	1/1	4	120	30.0	56	1	59	88%		
Nov 16	TB	L	1/1	4	35	8.8	15	0	52	72%		
Nov 23	at SF	L	1/1	2	39	19.5	32	0	47	86%		
Nov 30	at Ind	L	1/1	5	84	16.8	42t	1	53	66%		
Dec 7	StL	L	0/0	INACTIVE (SHIN)								
Dec 14	at NYG	L	1/1	3	15	5.0	6	0	59	84%		
Dec 20	Phi	W	1/1	4	126	31.5	55	0	47	83%		
Dec 28	Dal	L	1/1	2	86	43.0	69t	1	46	67%		
Totals			15/13	56	1,169	20.9	81t	6	755	72%		

2013 GAME-BY-GAME STATISTICS (PHI)

Date	Opp	GP/S	RECEIVING					SNAPS		
			Rec	Yds	Avg	Lg	TD	No	Pct	
Sep 9	at Was	W	1/1	7	104	14.9	26	1	77	96%
Sep 15	SD	L	1/1	9	193	21.4	61t	1	54	92%
Sep 19	KC	L	1/1	3	62	20.7	40	0	65	100%
Sep 29	at Den	L	1/1	2	34	17.0	20	0	60	85%
Oct 6	at NYG	W	1/1	7	132	18.9	56	1	76	94%
Oct 13	at TB	W	1/1	6	64	10.7	36t	2	57	84%
Oct 20	Dal	L	1/1	3	21	7.0	16	0	79	99%
Oct 27	NYG	L	1/1	8	63	7.9	13	0	58	95%
Nov 3	at Oak	W	1/1	5	150	30.0	59	1	43	73%
Nov 10	at GB	W	1/1	4	80	20.0	55t	1	56	92%
Nov 17	Was	W	1/1	4	82	20.5	26	0	64	97%
Dec 1	Ari	W	1/1	3	36	12.0	25	0	66	86%
Dec 8	Det	W	1/1	4	59	14.8	19t	1	60	80%
Dec 15	at Min	L	1/1	10	195	19.5	51	1	63	91%
Dec 22	Chi	W	1/1	4	29	7.3	10	0	59	92%
Dec 29	at Dal	W	1/1	3	28	9.3	20	0	50	75%
Totals			16/16	82	1,332	16.2	61t	9	987	89%
PLAYOFFS										
Jan 4	NO	L	1/1	3	53	17.7	40	0	49	84%
Totals			1/1	3	53	17.7	40	0	49	84%



SEASON HIGHLIGHTS (Continued)

2009 - PHILADELPHIA EAGLES (15/15, 1/1)

- Named second-team **All-Pro** by the *Associated Press* and garnered his first career **Pro Bowl** accolades
- Garnered five NFC honors in the regular season: **NFC Special Teams Player of the Week** at Car. (9/13/09) and at NYG (12/13/09), **NFC Offensive Player of the Week** at Was. (10/26/09) and **NFC Special Teams Player of the Month** in September and December
- Finished 2nd in the NFL in yards per reception (18.6) and amassed 1,156 receiving yards. Became the third player under **Andy Reid** to surpass the 1,000+ yard mark, joining **Kevin Curtis** in 2007 and **Terrell Owens** in 2004
- His 9 receiving TDs and 1,156 receiving yards were the highest totals by an Eagle since **Terrell Owens'** 14 TDs and 1,200 yards in 2004
- Led the NFL with a 15.2 punt return average, which was the 4th-highest single-season average in team history. Also registered 2 punt return TDs

2008 - PHILADELPHIA EAGLES (16/15, 3/3)

- Paced the team and finished 2nd among all NFL rookie WRs in receptions (62) and receiving yards (912). Scored TDs via rushing, receiving and punt returning, becoming the first Eagle to do so since **Brian Westbrook** in 2003
- Started in his NFL debut vs. StL (9/7/08) and posted 106 receiving yards – the 2nd-most ever by an Eagles rookie, behind **Don Looney** on 9/15/40 at Green Bay (115 yards)



2012 GAME-BY-GAME STATISTICS (WAS)

Date	Opp	GP/S	RECEIVING					SNAPS		
			Rec	Yds	Avg	Lg	TD	No	Pct	
Sep 9	at Cle	W	1/1	4	77	19.3	35	0	90	96%
Sep 16	Bal	W	1/1	7	114	16.3	49	0	71	90%
Sep 23	at Ari	L	1/1	3	43	14.3	16	0	63	98%
Sep 30	NYG	W	1/1	6	99	16.5	32	1	64	93%
Oct 7	at Pit	L	1/1	4	58	14.5	24	0	50	88%
Oct 14	Det	L	1/1	5	74	14.8	30	0	78	95%
Oct 28	Atl	L	1/1	5	59	11.8	32	0	49	78%
Nov 5	at NO	L	1/1	3	100	33.3	77t	1	77	98%
Nov 11	Dal	L	1/1	5	62	12.4	31	0	75	96%
Nov 18	at Was	L	1/1	2	5	2.5	8	0	71	95%
Nov 26	Car	L	1/1	1	9	9.0	9	0	12	24%
Dec 2	at Dal	L	0/0	INJURED RESERVE (RIBS)						
Dec 9	at TB	W	0/0	INJURED RESERVE (RIBS)						
Dec 13	Cin	L	0/0	INJURED RESERVE (RIBS)						
Dec 23	Was	L	0/0	INJURED RESERVE (RIBS)						
Dec 30	at NYG	L	0/0	INJURED RESERVE (RIBS)						
Totals			11/11	45	700	15.6	77t	2	700	62%

2011 GAME-BY-GAME STATISTICS (PHI)

Date	Opp	GP/S	RECEIVING					SNAPS		
			Rec	Yds	Avg	Lg	TD	No	Pct	
Sep 11	at StL	W	1/1	6	102	17.0	41	1	N/A	N/A
Sep 18	at Atl	L	1/1	2	21	10.5	11	0	N/A	N/A
Sep 25	NYG	L	1/1	2	30	15.0	17	0	N/A	N/A
Oct 2	SF	L	1/1	6	171	28.5	61	0	N/A	N/A
Oct 9	at Buf	L	1/1	5	86	17.2	31t	1	N/A	N/A
Oct 16	at Was	W	1/1	3	46	15.3	23	0	N/A	N/A
Oct 30	Dal	W	1/1	3	31	10.3	14	0	N/A	N/A
Nov 7	Chi	L	1/1	2	16	8.0	10	0	N/A	N/A
Nov 13	Ari	L	0/0	INACTIVE						
Nov 20	at NYG	W	1/1	6	88	14.7	32	0	N/A	N/A
Nov 27	NE	L	1/1	4	73	18.3	44	0	N/A	N/A
Dec 1	at Sea	L	1/1	4	34	8.5	20	0	N/A	N/A
Dec 11	at Mia	W	1/1	4	59	14.8	34t	1	N/A	N/A
Dec 18	NYJ	W	1/1	2	28	14.0	16	0	N/A	N/A
Dec 24	at Dal	W	1/1	5	90	18.0	33	0	N/A	N/A
Jan 1	Was	W	1/1	4	86	21.5	62t	1	N/A	N/A
Totals			15/15	58	961	16.6	62t	4	N/A	N/A

2010 GAME-BY-GAME STATISTICS (PHI)

Date	Opp	GP/S	RECEIVING					SNAPS		
			Rec	Yds	Avg	Lg	TD	No	Pct	
Sep 12	GB	L	1/1	4	30	7.5	12	0	N/A	N/A
Sep 19	at Det	W	1/1	4	135	33.8	53	1	N/A	N/A
Sep 26	at Jax	W	1/1	5	153	30.6	61t	1	N/A	N/A
Oct 3	Was	L	1/1	3	19	6.3	9	0	N/A	N/A
Oct 10	at SF	W	1/1	2	24	12.0	20	0	N/A	N/A
Oct 17	Atl	W	1/1	1	34	34.0	34t	1	N/A	N/A
Oct 24	at Ten	L	0/0	INACTIVE (CONCUSSION)						
Nov 7	Ind	W	1/1	7	109	15.6	58	1	N/A	N/A
Nov 15	at Was	W	1/1	2	98	49.0	88t	1	N/A	N/A
Nov 21	NYG	W	1/1	5	50	10.0	23	0	N/A	N/A
Nov 28	at Chi	L	1/1	2	26	13.0	21	0	N/A	N/A
Dec 2	Hou	W	1/1	3	84	28.0	33	0	N/A	N/A
Dec 12	at Dal	W	1/1	4	210	52.5	91t	1	N/A	N/A
Dec 19	at NYG	W	1/1	3	52	17.3	30	0	N/A	N/A
Dec 28	Min	L	1/1	2	32	16.0	21	0	N/A	N/A
Jan 2	Dal	L	0/0	INACTIVE (FOOT)						
Totals			14/14	47	1,056	22.5	91t	6	N/A	N/A
PLAYOFFS										
Jan 9	GB	L	1/1	2	47	23.5	28	0	N/A	N/A
Totals			1/1	2	47	23.5	28	0	N/A	N/A

COLLEGE HIGHLIGHTS

- As a junior in 2007, caught 65 passes for 762 yards (11.7 avg.) and 6 TDs en route to All-American first-team honors from the American Football Coaches Association
- Added All-Pac-10 second-team honors as a receiver and punt returner, gaining 132 yards and 1 TD on 11 carries (12.0 avg.) and returning 12 punts for 129 yards (10.8 avg.)
- In 2006, captured the Randy Moss Award as the top return man in the nation, leading the NCAA with an 18.2-yard average and a school and league-record 4 punt return TDs
- Also finished his sophomore season with first-team All-Pac 10 accolades as a receiver and punt returner, hauling in 59 passes for a career-high 1,060 yards (18.0 avg.) and 9 TDs

TRANSACTIONS

- 2008** Drafted by PHI in 2nd round (49th overall)
Signed 4-year contract
- 3/1/12** Designated as franchise player
- 3/14/12** Re-signed by PHI to 5-year contract
- 11/27/12** Placed on Injured Reserve (DFR) (ribs)
- 3/28/14** Released by PHI
- 4/2/14** Signed by WAS to 3-year contract
- 3/9/17** Signed by TB to 3-year contract
- 3/13/19** Traded with 2020 7th-round draft choice from TB to PHI for 2019 6th-round draft choice
- 3/14/19** Signed by PHI to 3-year contract



2009 GAME-BY-GAME STATISTICS (PHI)

Date	Opp	GP/S	RECEIVING					SNAPS		
			Rec	Yds	Avg	Lg	TD	No	Pct	
Sep 13	at Car	W	1/1	2	9	4.5	6	0	N/A	N/A
Sep 20	NO	L	1/1	4	101	25.3	71t	1	N/A	N/A
Sep 27	KC	W	1/1	6	149	24.8	64t	1	N/A	N/A
Oct 11	TB	W	1/1	1	1	1.0	1	0	N/A	N/A
Oct 18	at Oak	L	1/1	6	94	15.7	51	0	N/A	N/A
Oct 26	at Was	W	1/1	2	69	34.5	57t	1	N/A	N/A
Nov 1	NYG	W	1/1	3	78	26.0	54t	1	N/A	N/A
Nov 8	Dal	L	1/1	2	29	14.5	20	0	N/A	N/A
Nov 15	at SD	L	1/1	8	91	11.4	22	0	N/A	N/A
Nov 22	at Chi	W	1/1	8	107	13.4	48t	1	N/A	N/A
Nov 29	Was	W	1/1	2	41	20.5	35t	1	N/A	N/A
Dec 6	at Atl	W	0/0	INACTIVE (CONCUSSION)						
Dec 13	at NYG	W	1/1	6	178	29.7	60t	1	N/A	N/A
Dec 20	SF	W	1/1	6	140	23.3	59	1	N/A	N/A
Dec 27	Den	W	1/1	4	33	8.3	11	1	N/A	N/A
Jan 3	at Dal	L	1/1	2	36	18.0	32	0	N/A	N/A
Totals			15/15	62	1,156	18.6	71t	9	N/A	N/A
PLAYOFFS										
Jan 9	at Dal	L	1/1	3	14	4.7	6	1	N/A	N/A
Totals			1/1	3	14	4.7	6	1	N/A	N/A

2008 GAME-BY-GAME STATISTICS (PHI)

Date	Opp	GP/S	RECEIVING					SNAPS		
			Rec	Yds	Avg	Lg	TD	No	Pct	
Sep 7	StL	W	1/1	6	106	17.7	47	0	N/A	N/A
Sep 15	at Dal	L	1/1	6	110	18.3	60	0	N/A	N/A
Sep 21	Pit	W	1/1	5	40	8.0	18	0	N/A	N/A
Sep 28	at Chi	L	1/1	5	71	14.2	23	1	N/A	N/A
Oct 5	Was	L	1/1	1	8	8.0	8	0	N/A	N/A
Oct 12	at SF	W	1/1	6	98	16.3	27	0	N/A	N/A
Oct 26	Atl	W	1/1	3	72	24.0	30	0	N/A	N/A
Nov 2	at Sea	W	1/1	2	20	10.0	14	0	N/A	N/A
Nov 9	NYG	L	1/1	4	61	15.3	32	0	N/A	N/A
Nov 16	at Cin	T	1/1	4	66	16.5	25	0	N/A	N/A
Nov 23	at Bal	L	1/1	5	47	9.4	15	0	N/A	N/A
Nov 27	Ari	W	1/1	6	76	12.7	24	1	N/A	N/A
Dec 7	at NYG	W	1/1	0	0	---	--	0	N/A	N/A
Dec 15	Cle	W	1/0	5	77	15.4	25	0	N/A	N/A
Dec 21	at Was	L	1/1	2	14	7.0	8	0	N/A	N/A
Dec 28	Dal	W	1/1	2	46	23.0	34	0	N/A	N/A
Totals			16/15	62	912	14.7	60	2	N/A	N/A
PLAYOFFS										
Jan 4	at Min	W	1/1	1	34	34.0	34	0	N/A	N/A
Jan 11	at NYG	W	1/1	4	81	20.3	48	0	N/A	N/A
Jan 18	at Ari	L	1/1	6	92	15.3	62t	1	N/A	N/A
Totals			3/3	11	207	18.8	62t	1	N/A	N/A



6-5 | 290  **8th Year**
DOB: Jan. 11, 1990 (Age 29)



**Van Nuys,
California**

**Birmingham
High School**



Tennessee
D5-12 (137th overall)
by Denver
Acquired: FA-19

MOST GAMES PLAYED

NFL DEFENSIVE TACKLES SINCE 2012

121	Malik Jackson
117	Ndamukong Suh
116	Dontari Poe
115	Fletcher Cox
114	Akiem Hicks
114	Ricky Jean Francois

(including playoffs)

MOST CONSECUTIVE GAMES PLAYED

NFL DEFENSIVE TACKLES (ACTIVE STREAKS)

115	Ndamukong Suh
106	Malik Jackson
98	Damon Harrison
80	Geno Atkins
64	Rodney Gunter



Malik Jackson (first name pronounced muh-LEEK) was signed by the Eagles during the 2019 offseason following a three-year stint with the Jaguars (2016-18). Originally a 5th-round draft choice (137th overall) by the Broncos in 2012, Jackson was a key member of Denver's **Super Bowl 50**-winning defense. He was also named to his first Pro Bowl in 2017 after ranking 5th among NFL DTs with a career-high 8.0 sacks.

MOST SACKS

NFL DEFENSIVE TACKLES IN 2017

Cameron Heyward (Pit.)	12.0
Aaron Donald (LAR)	11.0
Geno Atkins (Cin.)	9.0
Akiem Hicks (Chi.)	8.5
Malik Jackson (Jax.)	8.0

MOST PASSES DEFENSED

NFL DEFENSIVE TACKLES SINCE 2015

Ndamukong Suh	17
Malik Jackson	15
Jordan Phillips	14
A'Shawn Robinson	13
Cameron Heyward	12
David Irving	12

Since 2015, Jackson ranks 9th among NFL DTs in sacks (23.0) and TFLs (36).

CAREER HIGHLIGHTS

- Named to his first career **Pro Bowl** after ranking 5th among NFL DTs with a career-high 8.0 sacks during the 2017 season
- Played a key role on the Broncos' **Super Bowl 50**-winning defense in 2015. Recovered a fumble by Panthers QB **Cam Newton** and returned it for a TD in the first quarter of **Super Bowl 50**



CAREER STATISTICS

Year	Team	GP/S	TACKLES					PASS DEFENSE						FUMBLES			DEF SNAPS	
			Total	Solo	Asst	TFL	Sacks	Int	Yds	Lg	TD	PD	QPH	FF	FR	Yds	No	Pct
2012	Denver	14/0	5	3	2	0	0.0	0	0	--	0	0	4	0	0	0	113	11%
2013	Denver	16/5	42	30	12	11	6.0	0	0	--	0	4	43	1	0	0	591	52%
2014	Denver	16/3	42	33	9	8	3.0	0	0	--	0	4	41	1	0	0	565	52%
2015	Denver	16/16	45	34	11	8	5.0	0	0	--	0	7	51	0	2	-2	824	75%
2016	Jacksonville	16/16	33	28	5	11	6.5	0	0	--	0	4	33	0	1	0	717	67%
2017	Jacksonville	16/16	40	31	9	10	8.0	0	0	--	0	3	31	4	0	0	756	73%
2018	Jacksonville	16/10	32	25	7	7	3.5	0	0	--	0	1	21	0	0	0	628	61%
Totals		110/66	239	184	55	55	32.0	0	0	--	0	23	224	6	3	-2	---	---

PLAYOFFS

2012	Denver	1/0	0	0	0	0	0.0	0	0	--	0	0	0	0	0	0	3	4%
2013	Denver	3/3	8	7	1	1	1.0	0	0	--	0	2	3	0	0	0	123	72%
2014	Denver	1/1	4	1	3	0	0.0	0	0	--	0	0	5	0	0	0	45	60%
2015	Denver	3/3	9	8	1	1	0.0	0	0	--	0	0	13	0	1	0	174	77%
2017	Jacksonville	3/3	8	6	2	3	1.0	0	0	--	0	1	15	0	0	0	166	76%
Totals		11/10	29	22	7	5	2.0	0	0	--	0	3	36	0	1	0	---	---

ADDITIONAL STATISTICS

Postseason Fumble Recovery TD: 2/7/16 vs. Carolina (**Super Bowl 50**) (Cam Newton fumble forced by Von Miller)

CAREER HIGHS

Tackles	7	10/13/13 vs. Jax.
Sacks	2.0	3x, last: 1/1/17 at Ind.
INTs	--	---
PDs	2	6x, last: 12/13/15 vs. Oak.
FFs	1	6x, last: 12/17/17 vs. Hou.
FRs	1	4x, last: 12/11/16 vs. Min.

MULTI-SACK GAMES (6)

Date	Opponent	Yds
1/1/17	at Indianapolis Colts (L, 20-24)	2.0
11/27/16	at Buffalo Bills (L, 21-28)	2.0
10/13/13	vs. Jacksonville Jaguars (W, 35-19)	2.0
12/30/18	at Houston Texans (L, 3-20)	1.5
10/22/17	at Indianapolis Colts (W, 27-0)	1.5
12/20/15	at Pittsburgh Steelers (L, 27-34)	1.5



NOTES TO KNOW

- Leads all NFL DTs with a combined 121 regular-season and postseason games played since 2012. Has appeared in 106 consecutive games, which marks the 2nd-longest active streak by a NFL DT, trailing only **Ndamukong Suh** (115)
- Since 2015, ranks 2nd among NFL DTs with 15 PDs, behind **Ndamukong Suh** (17). Also ranks 9th among NFL DTs in sacks (23.0) and TFLs (36) in that span

SEASON HIGHLIGHTS

2018 - JACKSONVILLE JAGUARS (16/10)

- Registered 32 tackles (25 solo), 7 TFLs, 3.5 sacks and 1 PD for a Jaguars defense that ranked 5th in the NFL in total yards allowed per game (311.4)

2017 - JACKSONVILLE JAGUARS (16/16, 3/3)

- Earned his first career **Pro Bowl** nod after ranking 5th among NFL DTs with a career-high 8.0 sacks, trailing only **Cameron Heyward** (12.0), **Aaron Donald** (11.0), **Geno Atkins** (9.0) and **Akiem Hicks** (8.5). Also ranked 2nd among NFL DTs with a career-high 4 FFs, behind Donald (5)
- Anchored a unit that led all NFL defensive lines in sacks (48.5), FFs (16), hurries (118) and total pressures (202)
- Helped the Jaguars reach their first AFC Championship Game since the 1999 playoffs. Totaled 8 tackles (6 solo), 3 TFLs, 1.0 sack and 1 PD in 3 postseason games

2016 - JACKSONVILLE JAGUARS (16/16)

- Tied for the 5th-most sacks (6.5, 2nd-most on the team) by an NFL DT, behind **Geno Atkins** (9.0), **Aaron Donald** (8.0), **Akiem Hicks** (7.0) and **Gerald McCoy** (7.0)



2018 GAME-BY-GAME STATISTICS (JAX)

Date	Opp	GP/S	Tot	Solo	Sk	Int	PD	FF	FR	Snaps	Pct
Sep 9	at NYG	W	1/1	4	1	0.0	0	0	0	55	78%
Sep 16	NE	W	1/1	1	1	0.0	0	0	0	43	71%
Sep 23	Ten	L	1/1	3	3	0.0	0	0	0	43	69%
Sep 30	NYJ	W	1/1	3	3	1.0	0	0	0	42	75%
Oct 7	at KC	L	1/1	1	1	0.0	0	0	0	45	64%
Oct 14	at Dal	L	1/1	4	4	0.0	0	0	0	49	67%
Oct 21	Hou	L	1/1	2	2	0.0	0	0	0	52	81%
Oct 28	Phi	L	1/1	1	0	0.0	0	1	0	50	81%
Nov 11	at Ind	L	1/1	2	2	0.0	0	0	0	36	66%
Nov 18	Pit	L	1/0	0	0	0.0	0	0	0	33	51%
Nov 25	at Buf	L	1/1	3	3	0.0	0	0	0	37	64%
Dec 2	Ind	W	1/0	1	1	0.0	0	0	0	46	61
Dec 6	at Ten	L	1/0	2	0	0.0	0	0	0	36	60%
Dec 16	Was	L	1/0	0	0	0.0	0	0	0	24	35%
Dec 23	at Mia	W	1/0	1	1	1.0	0	0	0	11	24%
Dec 30	at Hou	L	1/0	4	3	1.5	0	0	0	26	34%
Totals			16/10	32	25	3.5	0	1	0	628	61%

2017 GAME-BY-GAME STATISTICS (JAX)

Date	Opp	GP/S	Tot	Solo	Sk	Int	PD	FF	FR	Snaps	Pct	
Sep 10	at Hou	W	1/1	3	3	1.0	0	1	0	58	73%	
Sep 17	Ten	L	1/1	2	2	0.0	0	0	0	45	66%	
Sep 24	Bal	W	1/1	2	1	0.5	0	0	0	29	50%	
Oct 1	at NYJ	L	1/1	1	1	0.0	0	0	0	64	91%	
Oct 8	at Pit	W	1/1	0	0	0.0	0	0	0	56	70%	
Oct 15	LAR	L	1/1	3	3	0.0	0	0	0	42	72%	
Oct 22	at Ind	W	1/1	3	2	1.5	0	0	1	41	61%	
Nov 5	Cin	W	1/1	2	2	1.0	0	0	0	30	77%	
Nov 12	LAC	W	1/1	4	3	0.0	0	0	1	57	83%	
Nov 19	at Cle	W	1/1	3	3	1.0	0	0	1	44	80%	
Nov 26	at Ari	L	1/1	2	2	0.0	0	0	0	48	66%	
Dec 3	Ind	W	1/1	2	1	1.0	0	1	0	53	77%	
Dec 10	Sea	W	1/1	3	2	1.0	0	0	0	47	76%	
Dec 17	Hou	W	1/1	1	1	1.0	0	0	1	34	60%	
Dec 24	at SF	L	1/1	3	3	0.0	0	1	0	56	85%	
Dec 31	at Ten	L	1/1	6	2	0.0	0	0	0	52	80%	
Totals			16/16	40	31	8.0	0	3	4	0	756	73%

PLAYOFFS

Jan 7	Buf	W	1/1	1	1	1.0	0	1	0	60	78%
Jan 14	at Pit	W	1/1	6	4	0.0	0	0	0	57	73%
Jan 21	at NE	L	1/1	1	1	0.0	0	0	0	49	77%
Totals			3/3	8	6	1.0	0	1	0	166	76%

SEASON HIGHLIGHTS (Continued)

- Also ranked T-5th among NFL DTs with a career-high-tying 11 TFLs, trailing only **Aaron Donald** (17), **Geno Atkins** (13), **Sheldon Richardson** (13) and **Kawann Short** (12)

2015 - DENVER BRONCOS (16/16, 3/3)

- Played a key role on the Broncos' **Super Bowl 50**-winning defense. Finished the regular season with career highs in tackles (45), PDs (7) and FRs (2). Also logged 9 tackles (8 solo), 1 TFL and 1 FR in the playoffs
- Recovered a fumble by Panthers QB **Cam Newton** (forced by **Von Miller**) and returned it for his first career TD in **Super Bowl 50** vs. Carolina (2/7/16)

2014 - DENVER BRONCOS (16/3, 1/1)

- Posted 42 tackles (33 solo), 8 TFLs, 3.0 sacks, 4 PDs and 1 FF for a Broncos unit that ranked 2nd in the NFL in rushing defense (79.8 ypg) and 3rd in total defense (305.2 ypg)

2013 - DENVER BRONCOS (16/5, 3/3)

- Finished with 42 tackles (30 solo), including a career-high 11 TFLs, along with 6.0 sacks, 4 PDs and 1 FF in the regular season. Added 8 tackles (7 solo), 1.0 sack and 2 PDs in 3 playoff games, including **Super Bowl XLVIII**

2012 - DENVER BRONCOS (14/0, 1/0)

- Played in a combined 15 regular-season and postseason games as a rookie, totaling 5 tackles (3 solo)



MALIK'S GIFTS

Jackson's foundation, **Malik's Gifts**, serves as an all-encompassing support network for veterans, students, families and animal rescue missions.

Jackson has hosted football camps for children from the military community, events honoring widows of service members who died serving their country, and movie nights for military families facing injury, loss and deployment. Jackson, who has a passion for animals, also paid the adoption fees for 181 pets in 2017.

In 2017, Jackson was named the Jaguars' nominee for the **Walter Payton Man of the Year Award**, which recognizes NFL players for excellence both on and off the field. He was also selected as the club's 2017 and 2018 nominee for the **Salute to Service Award** for demonstrating an exemplary commitment to honoring and supporting the military community.



@TheMalikJackson



@themalikjackson



2016 GAME-BY-GAME STATISTICS (JAX)

Date	Opp	GP/S	Tot	Solo	Sk	Int	PD	FF	FR	Snaps	Pct
Sep 11	GB	L 1/1	0	0	0.0	0	0	0	0	39	61%
Sep 18	at SD	L 1/1	2	1	0.0	0	0	0	0	41	60%
Sep 25	Bal	L 1/1	2	2	1.0	0	0	0	0	49	73%
Oct 2	Ind	W 1/1	5	5	0.0	0	1	0	0	49	63%
Oct 16	at Chi	W 1/1	3	3	0.0	0	0	0	0	49	61%
Oct 23	Oak	L 1/1	0	0	0.0	0	0	0	0	37	51%
Oct 27	at Ten	L 1/1	0	0	0.0	0	0	0	0	43	64%
Nov 6	at KC	L 1/1	1	0	0.5	0	0	0	0	41	71%
Nov 13	Hou	L 1/1	4	4	0.0	0	1	0	0	46	73%
Nov 20	at Det	L 1/1	2	1	1.0	0	0	0	0	37	65%
Nov 27	at Buf	L 1/1	5	4	2.0	0	0	0	0	40	73%
Dec 4	Den	L 1/1	2	2	0.0	0	0	0	0	42	76%
Dec 11	Min	L 1/1	1	1	0.0	0	0	0	1	49	74%
Dec 18	at Hou	L 1/1	3	2	0.0	0	1	0	0	59	70%
Dec 24	Ten	W 1/1	1	1	0.0	0	1	0	0	51	72%
Jan 1	at Ind	L 1/1	2	2	2.0	0	0	0	0	45	63%
Totals		16/16	33	28	6.5	0	4	0	1	717	67%

2015 GAME-BY-GAME STATISTICS (DEN)

Date	Opp	GP/S	Tot	Solo	Sk	Int	PD	FF	FR	Snaps	Pct
Sep 13	Bal	W 1/1	3	3	0.0	0	0	0	0	27	47%
Sep 17	at KC	W 1/1	3	3	1.0	0	0	0	0	51	80%
Sep 27	at Det	W 1/1	3	1	0.5	0	0	0	1	61	82%
Oct 4	Min	W 1/1	1	1	0.0	0	0	0	0	48	66%
Oct 11	at Oak	W 1/1	6	5	1.0	0	0	0	0	45	64%
Oct 18	at Cle	W 1/1	4	3	1.0	0	0	0	0	57	71%
Nov 1	GB	W 1/1	2	1	0.0	0	1	0	0	38	72%
Nov 8	at Ind	L 1/1	5	3	0.0	0	2	0	0	62	79%
Nov 15	KC	L 1/1	3	3	0.0	0	0	0	0	57	83%
Nov 22	at Chi	W 1/1	0	0	0.0	0	0	0	1	52	83%
Nov 29	NE	W 1/1	1	0	0.0	0	0	0	0	57	86%
Dec 6	at SD	W 1/1	2	2	0.0	0	2	0	0	52	79%
Dec 13	Oak	L 1/1	2	2	0.0	0	2	0	0	48	84%
Dec 20	at Pit	L 1/1	5	3	1.5	0	0	0	0	51	64%
Dec 28	Cin	W 1/1	3	2	0.0	0	0	0	0	58	81%
Jan 3	SD	W 1/1	2	2	0.0	0	0	0	0	60	83%
Totals		16/16	45	34	5.0	0	7	0	2	824	75%

PLAYOFFS

Jan 17	Pit	W 1/1	2	1	0.0	0	0	0	0	49	78%
Jan 24	NE	W 1/1	2	2	0.0	0	0	0	0	67	81%
Feb 7	Car	W 1/1	5	5	0.0	0	0	0	1	58	72%
Totals		3/3	9	8	0.0	0	0	0	1	174	77%

2014 GAME-BY-GAME STATISTICS (DEN)

Date	Opp	GP/S	Tot	Solo	Sk	Int	PD	FF	FR	Snaps	Pct
Sep 7	Ind	W 1/0	2	1	0.5	0	0	0	0	37	50%
Sep 14	KC	W 1/0	1	1	0.0	0	0	0	0	48	56%
Sep 21	at Sea	L 1/0	5	0	0.0	0	0	0	0	36	46%
Oct 5	Ari	W 1/0	2	1	0.5	0	0	0	0	27	47%
Oct 12	at NYJ	W 1/0	4	3	0.0	0	0	0	0	35	56%
Oct 19	SF	W 1/0	1	1	1.0	0	0	0	0	39	53%
Oct 23	SD	W 1/0	1	1	0.0	0	0	0	0	34	55%
Nov 2	at NE	L 1/0	2	1	0.0	0	0	0	0	37	44%
Nov 9	at Oak	W 1/0	1	1	0.0	0	0	1	0	29	46%
Nov 16	at StL	L 1/0	5	5	0.0	0	0	0	0	37	57%
Nov 23	Mia	W 1/1	3	3	0.0	0	0	0	0	32	52%
Nov 30	at KC	W 1/0	0	0	0.0	0	0	0	0	23	51%
Dec 7	Buf	W 1/0	6	6	1.0	0	0	0	0	48	60%
Dec 14	at SD	W 1/0	2	2	0.0	0	2	0	0	32	49%
Dec 22	at Cin	L 1/1	5	5	0.0	0	0	0	0	39	62%
Dec 28	Oak	W 1/1	2	2	0.0	0	2	0	0	32	55%
Totals		16/3	42	33	3.0	0	4	1	0	565	52%

PLAYOFFS

Jan 11	Ind	L 1/1	4	1	0.0	0	0	0	0	45	60%
Totals		1/1	4	1	0.0	0	0	0	0	45	60%



COLLEGE HIGHLIGHTS

- Saw action in 46 games (24 starts) between USC (2008-09) and Tennessee (2010-11), totaling 136 tackles (67 solo), 13.0 sacks, 4 FFs and 1 FR. Named All-SEC following his junior and senior seasons with the Volunteers

TRANSACTIONS

- 2012** Drafted by DEN in 5th round (137th overall)
Signed 4-year contract
- 3/10/16** Signed by JAX to 6-year contract
- 3/8/19** Released by JAX
- 3/13/19** Signed by PHI to 3-year contract



2013 GAME-BY-GAME STATISTICS (DEN)

Date	Opp	GP/S	Tot	Solo	Sk	Int	PD	FF	FR	Snaps	Pct	
Sep 5	Bal	W	1/0	1	0	0.0	0	0	0	36	40%	
Sep 15	at NYG	W	1/0	2	2	0.0	0	0	0	32	41%	
Sep 23	Oak	W	1/0	1	0	0.5	0	0	0	24	44%	
Sep 29	Phi	W	1/0	0	0	0.0	0	0	0	37	52%	
Oct 6	at Dal	W	1/0	2	1	1.0	0	0	0	23	40%	
Oct 13	Jax	W	1/0	7	5	2.0	0	1	0	47	65%	
Oct 20	at Ind	L	1/0	3	1	0.0	0	1	0	36	49%	
Oct 27	Was	W	1/0	1	0	0.0	0	0	0	34	48%	
Nov 10	at SD	W	1/0	3	2	0.0	0	0	0	36	50%	
Nov 17	KC	W	1/0	3	1	0.5	0	2	0	35	45%	
Nov 24	at NE	L	1/0	1	1	0.0	0	0	0	16	18%	
Dec 1	at KC	W	1/1	2	2	0.0	0	0	1	57	79%	
Dec 8	Ten	W	1/1	4	4	1.0	0	0	0	40	80%	
Dec 12	SD	L	1/1	3	3	0.0	0	0	0	53	74%	
Dec 22	at Hou	W	1/1	5	4	0.0	0	0	0	47	70%	
Dec 29	at Oak	W	1/1	4	4	1.0	0	0	0	38	62%	
Totals			16/5	42	30	6.0	0	4	1	0	591	52%
PLAYOFFS												
Jan 12	SD	W	1/1	3	3	1.0	0	0	0	38	75%	
Jan 19	NE	W	1/1	0	0	0.0	0	1	0	40	68%	
Feb 2	Sea	L	1/1	5	4	0.0	0	1	0	45	75%	
Totals			3/3	8	7	1.0	0	2	0	0	123	72%

2012 GAME-BY-GAME STATISTICS (DEN)

Date	Opp	GP/S	Tot	Solo	Sk	Int	PD	FF	FR	Snaps	Pct		
Sep 9	Pit	W	0/0	INACTIVE									
Sep 17	at Atl	L	1/0	0	0	0.0	0	0	0	7	10%		
Sep 23	Hou	L	1/0	1	1	0.0	0	0	0	8	12%		
Sep 30	Oak	W	1/0	0	0	0.0	0	0	0	2	4%		
Oct 7	at NE	L	1/0	1	1	0.0	0	0	0	5	5%		
Oct 15	at SD	W	0/0	INACTIVE									
Oct 28	NO	W	1/0	0	0	0.0	0	0	0	2	3%		
Nov 4	at Cin	W	1/0	0	0	0.0	0	0	0	6	8%		
Nov 11	at Car	W	1/0	1	1	0.0	0	0	0	19	27%		
Nov 18	SD	W	1/0	0	0	0.0	0	0	0	13	19%		
Nov 25	at KC	W	1/0	0	0	0.0	0	0	0	0	0%		
Dec 2	TB	W	1/0	0	0	0.0	0	0	0	20	30%		
Dec 6	at Oak	W	1/0	0	0	0.0	0	0	0	6	12%		
Dec 16	at Bal	W	1/0	0	0	0.0	0	0	0	2	3%		
Dec 23	Cle	W	1/0	1	0	0.0	0	0	0	10	16%		
Dec 30	KC	W	1/0	1	0	0.0	0	0	0	13	26%		
Totals			14/0	5	3	0.0	0	0	0	0	113	11%	
PLAYOFFS													
Jan 12	Bal	L	1/0	0	0	0.0	0	0	0	3	4%		
Totals			1/0	0	0	0.0	0	0	0	0	3	4%	

WR ALSHON JEFFERY 17



6-3 | 218 🇺🇸 **8th Year**
DOB: Feb. 14, 1990 (Age 29)

**St. Matthews,
 South Carolina**



**Calhoun County
 High School**



South Carolina
D2-12 (45th overall)
by Chicago
Acquired: FA-Chi-17



One of the top free agent signings of the 2017 offseason, **Alshon Jeffery** ranks 6th among NFL WRs in receiving TDs (15) and T-3rd in red zone TDs (13) since joining the Eagles. In 2018, the veteran wideout posted a career-high catch rate (70.7%) as well as his most receptions (65) and receiving yards (843) since 2014, despite missing the first 3 games of the season.

MOST RECEIVING TDs

NFL WIDE RECEIVERS SINCE 2017

DeAndre Hopkins	24
Antonio Brown	24
Davante Adams	23
Tyreek Hill	19
Stefon Diggs	17
Alshon Jeffery	15

MOST RED ZONE TDs

NFL WIDE RECEIVERS SINCE 2017

Davante Adams	19
DeAndre Hopkins	15
Alshon Jeffery	13
Stefon Diggs	13
Several players tied	12

THREE-STEP DROP

First job: Doing inventory at a kids store at the mall

Desired talent: Ability to sing

If he could play another sport, what position/team: Point guard or shooting guard, Chicago Bulls

Best player he ever lined up against: "Myself, because you have to beat yourself first before you do anything else."

Player he models his game after: Randy Moss

Favorite movie: Friday

Favorite TV shows: Power and Game of Thrones

Favorite meal: Lasagna

Three favorite throwback jerseys: Michael Jordan, Chicago Bulls; Penny Hardaway, Orlando Magic; Kobe Bryant, Los Angeles Lakers

CAREER HIGHLIGHTS

- Led the Eagles with 219 receiving yards and 3 TDs during the team's **Super Bowl LII**-winning playoff run. Both totals marked franchise records for receiving yards and receiving TDs in a single postseason
- Caught 3 passes for 73 yards (24.3 avg.) in **Super Bowl LII** at NE (2/4/18), including a 34-yard TD from QB **Nick Foles** that gave the Eagles a 9-3 lead in the first quarter

SEASON HIGHLIGHTS

2018 - PHILADELPHIA EAGLES (13/13, 2/2)

- Led the Eagles with 6 receptions (playoff career high) and 82 receiving yards (13.7 avg.) in the 16-15 win at Chi. (1/6/19) in the Wild Card Round



CAREER STATISTICS

Year	Team	GP/S	RECEIVING					OFF SNAPS	
			Rec	Yds	Avg	Lg	TD	No	Pct
2012	Chicago	10/6	24	367	15.3	55	3	431	41%
2013	Chicago	16/14	89	1,421	16.0	80t	7	963	91%
2014	Chicago	16/16	85	1,133	13.3	74	10	957	90%
2015	Chicago	9/8	54	807	14.9	50	4	502	46%
2016	Chicago	12/12	52	821	15.8	54	2	692	69%
2017	Philadelphia	16/16	57	789	13.8	53t	9	927	82%
2018	Philadelphia	13/13	65	843	13.0	52	6	770	71%
Totals		92/85	426	6,181	14.5	80t	41	---	---

PLAYOFFS

2017	Philadelphia	3/3	12	219	18.3	53t	3	184	89%
2018	Philadelphia	2/2	11	145	13.2	30	0	111	93%
Totals		5/5	23	364	15.8	53t	3	---	---

ADDITIONAL STATISTICS

Fumbles/Lost: 6/1 - 2018 (1/0), 2015 (1/0), 2014 (1/0), 2013 (3/1)

2-Point Conversions: 3 (all receiving) - 9/10/17 at Was., 10/29/17 vs. SF, 11/19/17 at Dal. **Rushing:** 22-138 - 2014 (6-33), 2013 (16-105)

Pass Defended: 1 - 10/29/17 vs. SF



SEASON HIGHLIGHTS (Continued)

- Caught a 2-yard TD pass from **Nick Foles** in the 24-0 playoff-clinching victory at Was. (12/30/18). The score capped a 19-play, 87-yard drive that lasted 11:49, marking the Eagles' longest drive by plays since 9/7/97 vs. Green Bay (also 19 plays) (longest TD drive by NFL team since 2014)
- Posted 82 yards on 3 receptions (27.3 avg.) in the 32-30 win vs. Hou. (12/23/18), including a season-long 52-yard reception in the third quarter. Became the first Eagle to record 50+ yard receptions in back-to-back games since **Jeremy Maclin** from 10/26/14-11/2/14
- Recorded 8 receptions for a season-high 160 yards (20.0 avg.) in the 30-23 win at LAR (12/16/18). His 160 receiving yards are his most as an Eagle and the 3rd-most of his NFL career, behind 12/1/13 at Minnesota with Chicago (249 yards) and 10/6/13 vs. New Orleans with Chicago (218 yards)
- Caught 7 passes for 88 yards (12.6 avg.) vs. Car. (10/21/18), including an 11-yard TD
- Totaled a season-high-tying 8 catches for 73 yards and 2 TDs in the 34-13 win at NYG (10/11/18). Marked his 5th career multi-TD game and first since the 2017 NFC Championship
- Produced his 14th career 100+ yard game (first as an Eagle) after logging 8 receptions for 105 yards and 1 TD in his season debut at Ten. (9/30/18)

CAREER HIGHS

Receptions	12	12/1/13 at Min.
Receiving Yards	249	12/1/13 at Min.
Receiving Long	80t	12/1/13 at Min.
Receiving TDs	2	4x, last: 1/21/18 vs. Min. (Conf.)



BIRDSEED

Jeffery attended Calhoun County (SC) High School, where he was named first-team all-state as a defensive back. As a senior, he caught 35 passes for 740 yards and 14 TDs, averaged 65 yards on kickoff returns and 35 yards on punt returns with 3 TDs and totaled 50 tackles on defense. Jeffery, who was also a standout basketball player, helped lead Calhoun County to four state titles.



@TheWorldof_AJ



@calhounpresident



2018 GAME-BY-GAME STATISTICS (PHI)										
Date	Opp	GP/S	RECEIVING					SNAPS		
			Rec	Yds	Avg	Lg	TD	No	Pct	
Sep 6	Atl	W	0/0	INACTIVE (SHOULDER)						
Sep 16	at TB	L	0/0	INACTIVE (SHOULDER)						
Sep 23	Ind	W	0/0	INACTIVE (SHOULDER)						
Sep 30	at Ten	L	1/1	8	105	13.1	31	1	65	21%
Oct 7	Min	L	1/1	2	39	19.5	31	0	54	92%
Oct 11	at NYG	W	1/1	8	74	9.3	17	2	59	83%
Oct 21	Car	L	1/1	7	88	12.6	29	1	64	96%
Oct 28	at Jax	W	1/1	4	35	8.8	13	0	54	87%
Nov 11	Dal	L	1/1	4	48	12.0	17	0	60	97%
Nov 18	at NO	L	1/1	4	33	8.3	12	0	51	100%
Nov 25	NYG	W	1/1	3	39	13.0	21	0	64	98%
Dec 3	Was	W	1/1	3	31	10.3	16	0	66	88%
Dec 9	at Dal	L	1/1	6	50	8.3	12	1	51	98%
Dec 16	at LAR	W	1/1	8	160	20.0	50	0	64	100%
Dec 23	Hou	W	1/1	3	82	27.3	52	0	61	74%
Dec 30	at Was	W	1/1	5	59	11.8	19	1	57	80%
Totals			13/13	65	843	13.0	52	6	770	71%
PLAYOFFS										
Jan 6	at Chi	W	1/1	6	82	13.7	30	0	66	97%
Jan 13	at NO	L	1/1	5	63	12.6	30	0	45	88%
Totals			2/2	11	145	13.2	30	0	111	93%

2017 GAME-BY-GAME STATISTICS (PHI)										
Date	Opp	GP/S	RECEIVING					SNAPS		
			Rec	Yds	Avg	Lg	TD	No	Pct	
Sep 10	at Was	W	1/1	3	38	12.7	24	0	60	88%
Sep 17	at KC	L	1/1	7	92	13.1	18	1	61	85%
Sep 24	NYG	W	1/1	4	56	14.0	19	0	67	88%
Oct 1	at LAC	W	1/1	3	29	9.7	13	1	68	86%
Oct 8	Ari	W	1/1	3	31	10.3	16	0	53	79%
Oct 12	at Car	W	1/1	4	71	17.8	37	0	56	90%
Oct 23	Was	W	1/1	2	37	18.5	24	0	53	82%
Oct 29	SF	W	1/1	2	62	31.0	53t	1	48	69%
Nov 5	Den	W	1/1	6	84	14.0	32t	2	49	71%
Nov 19	at Dal	W	1/1	4	67	16.8	22	1	47	73%
Nov 26	Chi	W	1/1	5	52	10.4	16	1	67	86%
Dec 3	at Sea	L	1/1	4	61	15.3	23	0	70	93%
Dec 10	at LAR	W	1/1	5	52	10.4	15	1	86	95%
Dec 17	at NYG	W	1/1	4	49	12.3	19	1	61	90%
Dec 25	Oak	W	1/1	0	0	---	--	0	63	93%
Dec 31	Dal	L	1/1	1	8	8.0	8	0	18	31%
Totals			16/16	57	789	13.8	53t	9	927	82%
PLAYOFFS										
Jan 13	Atl	W	1/1	4	61	15.3	21	0	56	84%
Jan 21	Min	W	1/1	5	85	17.0	53t	2	59	91%
Feb 4	at NE	W	1/1	3	73	24.3	34t	1	69	92%
Totals			3/3	12	219	18.3	53t	3	184	89%

SEASON HIGHLIGHTS (Continued)

2017 - PHILADELPHIA EAGLES (16/16, 3/3)

- Led the Eagles with 219 receiving yards and 3 TDs during the team's **Super Bowl LII**-winning playoff run. Both totals marked franchise records for receiving yards and receiving TDs in a single postseason
- Caught 3 passes for 73 yards (24.3 avg.) in **Super Bowl LII** at NE (2/4/18), including a 34-yard TD from QB **Nick Foles** that gave the Eagles a 9-3 lead in the first quarter. Became the first Eagle since **Fred Barnett** in 1992 to record multiple 30+ yard TD catches in the same postseason
- Recorded 5 receptions for 85 yards and 2 TDs (53 and 5 yards) in the NFC Championship vs. Min. (1/21/18)
- Led the Eagles offense with 61 receiving yards in the Divisional Playoff vs. Atl. (1/13/18)
- Finished with a team-high 9 receiving TDs, which marks the 2nd-highest total of his career. His 9 receiving TDs also tied for the 4th-most in the NFL, trailing only **DeAndre Hopkins** (13), **Davante Adams** (10) and **Jimmy Graham** (10)
- Converted the most 2-point conversions (3, all receiving) in a single season since **Reggie Bush** in 2007 (also 3)

2016 - CHICAGO BEARS (12/12)

- Led the Bears in yards per reception (15.8) and receiving yards per game (68.4) (min. 20 receptions)





2016 GAME-BY-GAME STATISTICS (CHI)

Date	Opp	GP/S	RECEIVING					SNAPS		
			Rec	Yds	Avg	Lg	TD	No	Pct	
Sep 11	at Hou	L	1/1	4	105	26.3	54	0	53	95%
Sep 19	Phi	L	1/1	5	96	19.2	49	0	50	96%
Sep 25	at Dal	L	1/1	5	70	14.0	22	0	65	100%
Oct 2	Det	W	1/1	3	46	15.3	22	0	56	81%
Oct 9	at Ind	L	1/1	5	77	15.4	38	0	61	92%
Oct 16	Jax	L	1/1	7	93	13.3	26	0	74	93%
Oct 20	at GB	L	1/1	3	33	11.0	11	0	45	94%
Oct 31	Min	W	1/1	4	63	15.8	34	1	57	93%
Nov 13	at TB	L	1/1	4	47	11.8	16	0	55	98%
Nov 20	at NYG	L	0/0	SUSPENDED BY NFL						
Nov 27	Ten	L	0/0	SUSPENDED BY NFL						
Dec 4	SF	W	0/0	SUSPENDED BY NFL						
Dec 11	at Det	L	0/0	SUSPENDED BY NFL						
Dec 18	GB	L	1/1	6	89	14.8	27	1	61	92%
Dec 24	Was	L	1/1	5	92	18.4	37	0	66	96%
Jan 1	at Min	L	1/1	1	10	10.0	10	0	49	82%
Totals			12/12	52	821	15.8	54	2	692	69%

2015 GAME-BY-GAME STATISTICS (CHI)

Date	Opp	GP/S	RECEIVING					SNAPS		
			Rec	Yds	Avg	Lg	TD	No	Pct	
Sep 13	GB	L	1/0	5	78	15.6	25	0	56	77%
Sep 20	Ari	L	0/0	INACTIVE (CALF, HAMSTRING)						
Sep 27	at Sea	L	0/0	INACTIVE (HAMSTRING)						
Oct 4	Oak	W	0/0	INACTIVE (HAMSTRING)						
Oct 11	at KC	W	0/0	INACTIVE (HAMSTRING)						
Oct 18	at Det	L	1/1	8	147	18.4	45	1	69	86%
Nov 1	Min	L	1/1	10	116	11.6	28	1	58	95%
Nov 9	at SD	W	1/1	10	151	15.1	47	0	63	88%
Nov 15	at StL	W	1/1	3	23	7.7	10	0	35	54%
Nov 22	Den	L	0/0	INACTIVE (GROIN)						
Nov 26	at GB	W	1/1	7	90	12.9	22	0	60	90%
Dec 6	SF	L	1/1	4	85	21.3	31	0	75	96%
Dec 13	Was	L	1/1	6	107	17.8	50	1	56	95%
Dec 20	at Min	L	1/1	1	10	10.0	10t	1	30	47%
Dec 27	at TB	W	0/0	INACTIVE (HAMSTRING)						
Jan 3	Det	L	0/0	INJURED RESERVE (HAMSTRING)						
Totals			9/8	54	807	14.9	50	4	502	46%

100+ YARD RECEIVING GAMES (15)

Date	Opponent	Yds
12/1/13	at Minnesota Vikings (L, 20-23)	249
10/6/13	vs. New Orleans Saints (L, 18-26)	218
12/23/18	at Los Angeles Rams (W, 30-23)	160
11/9/15	at San Diego Chargers (W, 22-19)	151
10/18/15	at Detroit Lions (L, 34-37)	147
10/12/14	at Atlanta Falcons (W, 27-13)	136
11/16/14	vs. Minnesota Vikings (W, 21-13)	135
11/1/15	vs. Minnesota Vikings (L, 20-23)	116
11/10/13	vs. Detroit Lions (L, 19-21)	114
12/13/15	vs. Washington Redskins (L, 21-24)	107
9/29/13	at Detroit Lions (L, 32-40)	107
9/30/18	at Tennessee Titans (L, 23-26) (OT)	105
9/11/16	at Houston Texans (L, 14-23)	105
9/22/14	at New York Jets (W, 27-19)	105
10/20/13	at Washington Redskins (L, 41-45)	105

SEASON HIGHLIGHTS (Continued)

2015 - CHICAGO BEARS (9/8)

- Tallied 54 catches for a team-high 807 yards (14.9) and 4 TDs, despite appearing in just 9 games
- Registered 4 games with 100+ receiving yards (147 - 10/18/15 at Det.; 116 - 11/1/15 vs. Min.; 151 - 11/9/15 at SD; 107 - 12/13/15 vs. Was.). His 3 consecutive games with 100+ receiving yards tied for Chicago's franchise record

2014 - CHICAGO BEARS (16/16)

- Recorded his second consecutive 1,000+ yard receiving campaign after leading the Bears with 1,133 yards and a career-high 10 TDs on 85 receptions (13.3 avg.)
- Caught TDs in 6 straight games from 11/16-12/14/14. Became just the third player in franchise history to accomplish the feat

2013 - CHICAGO BEARS (16/14)

- Earned his first trip to the **Pro Bowl** and was named **PFWA's Most Improved Player** after registering career highs in receptions (89) and receiving yards (1,421) in 2013
- Became the 8th player in NFL history to record multiple 200+ yard receiving performances in a single season, posting 218 yards vs. NO (10/6/13) and 249 yards at Min. (12/1/13)
- Notched a career-high 12 catches at Min. (12/1/13)

COLLEGE HIGHLIGHTS

- Played in 39 career games at South Carolina (2009-11), finishing with 183 receptions (2nd in school history) for 3,042 yards (1st in school history and 2nd in SEC history) and 23 TDs (tied for 1st in school history)





2014 GAME-BY-GAME STATISTICS (CHI)

Date	Opp	GP/S	RECEIVING					SNAPS		
			Rec	Yds	Avg	Lg	TD	No	Pct	
Sep 7	Buf	L	1/1	5	71	14.2	44	0	36	49%
Sep 14	at SF	W	1/1	3	47	15.7	29	0	54	92%
Sep 22	at NYJ	W	1/1	8	105	13.1	42	0	61	92%
Sep 28	GB	L	1/1	4	39	9.8	13	1	64	82%
Oct 5	at Car	L	1/1	6	97	16.2	31	1	63	98%
Oct 12	at Atl	W	1/1	5	136	27.2	74	0	68	93%
Oct 19	Mia	L	1/1	2	9	4.5	5	0	51	96%
Oct 26	at NE	L	1/1	5	59	11.8	22	1	68	99%
Nov 9	at GB	L	1/1	6	63	10.5	22	0	65	93%
Nov 16	Min	W	1/1	11	135	12.3	34	1	74	96%
Nov 23	TB	W	1/1	3	22	7.3	16	1	54	95%
Nov 27	at Det	L	1/1	9	71	7.9	26	2	50	78%
Dec 4	Dal	L	1/1	6	95	15.8	27t	1	66	96%
Dec 15	NO	L	1/1	4	78	19.5	35	1	60	100%
Dec 21	Det	L	1/1	6	72	12.0	20t	1	63	98%
Dec 28	at Min	L	1/1	2	34	17.0	19	0	60	98%
Totals			16/16	85	1133	13.3	74	10	957	90%

2013 GAME-BY-GAME STATISTICS (CHI)

Date	Opp	GP/S	RECEIVING					SNAPS		
			Rec	Yds	Avg	Lg	TD	No	Pct	
Sep 8	Cin	W	1/0	5	42	8.4	18	0	56	88%
Sep 15	Min	W	1/1	1	11	11.0	11	0	61	91%
Sep 22	at Pit	W	1/1	7	51	7.3	9	0	42	68%
Sep 29	at Det	L	1/1	5	107	21.4	44	1	70	97%
Oct 6	NO	L	1/1	10	218	21.8	58	1	53	95%
Oct 10	NYG	W	1/1	1	27	27.0	27	0	56	82%
Oct 20	at Was	L	1/1	4	105	26.3	35	0	49	89%
Nov 4	at GB	W	1/1	5	60	12.0	16	1	73	95%
Nov 10	Det	L	1/1	9	114	12.7	18	0	72	96%
Nov 17	Bal	W	1/1	7	83	11.9	18	0	61	98%
Nov 24	at StL	L	1/0	4	42	10.5	18	0	70	89%
Dec 1	at Min	L	1/1	12	249	20.8	80t	2	64	96%
Dec 9	Dal	W	1/1	5	84	16.8	26	1	69	96%
Dec 15	at Cle	W	1/1	5	72	14.4	45t	1	64	96%
Dec 22	at Phi	L	1/1	6	76	12.7	21	0	53	82%
Dec 29	GB	L	1/1	3	80	26.7	67	0	50	100%
Totals			16/14	89	1421	16.0	80t	7	963	91%

2012 GAME-BY-GAME STATISTICS (CHI)

Date	Opp	GP/S	RECEIVING					SNAPS		
			Rec	Yds	Avg	Lg	TD	No	Pct	
Sep 9	Ind	W	1/0	3	80	26.7	42t	1	41	54%
Sep 13	at GB	L	1/0	1	7	7.0	7	0	37	62%
Sep 23	StL	W	1/1	5	45	9.0	10	0	51	74%
Oct 1	at Dal	W	1/0	3	32	10.7	16	0	41	75%
Oct 7	at Jax	W	1/1	2	20	10.0	10t	1	44	59%
Oct 22	Det	W	0/0	INACTIVE (HAND)						
Oct 28	Car	W	0/0	INACTIVE (HAND)						
Nov 4	at Ten	W	0/0	INACTIVE (HAND)						
Nov 11	Hou	L	0/0	INACTIVE (HAND)						
Nov 19	at SF	L	1/0	2	15	7.5	9	0	26	44%
Nov 25	Min	W	0/0	INACTIVE (KNEE)						
Dec 2	Sea	L	0/0	INACTIVE (KNEE)						
Dec 9	at Min	L	1/1	3	57	19.0	30	1	57	73%
Dec 16	GB	L	1/1	0	0	---	--	0	43	80%
Dec 23	at Ari	W	1/1	1	35	35.0	35	0	38	62%
Dec 30	at Det	W	1/1	4	76	19.0	55	0	53	77%
Totals			10/6	24	367	15.3	55	3	431	41%

MULTI-TOUCHDOWN GAMES (4)

Date	Opponent	TDs
1/21/18	vs. Minnesota Vikings (Conf.) (W, 38-7)	2
11/5/17	vs. Denver Broncos (W, 51-23)	2
11/27/14	at Detroit Lions (L, 17-34)	2
12/1/13	at Minnesota Vikings (L, 20-23)	2



COLLEGE HIGHLIGHTS (Continued)

- Named second-team All-SEC as a junior in 2011. Selected as a Biletnikoff Award finalist and unanimous first-team All-SEC honoree as a sophomore in 2010. Earned Freshman All-America and first-team SEC All-Freshman honors in 2009

TRANSACTIONS

- 2012** Drafted by CHI in 2nd round (45th overall)
Signed 4-year contract
- 12/30/15** Placed on Injured Reserve (hamstring)
- 2/29/16** Designated franchise player
- 3/8/16** Re-signed by CHI to 1-year franchise tender
- 11/14/16** Suspended by NFL for 4 games
- 12/12/16** Activated from reserve/suspended list
- 3/10/17** Signed by PHI to 1-year contract
- 12/2/17** Signed by PHI to 4-year contract extension
- 7/26/18** Placed on Active/PUP List (shoulder)
- 9/1/18** Activated from PUP List (shoulder)

S MALCOLM JENKINS 27



6-0 | 204  **11th Year**
DOB: Dec. 20, 1987 (Age 31)

Piscataway, New Jersey 
Piscataway High School



Ohio State
D1-09 (14th overall)
by New Orleans
Acquired: FA-NO-14

AP
2010



Malcolm Jenkins signed with Philadelphia in 2014 and has emerged as a pillar in the Eagles locker room, earning three Pro Bowl nods while also leading the team's Super Bowl LII-winning defense. Jenkins is one of only five NFL players to record 6+ INT-TDs since he entered the league with New Orleans in 2009.

MOST INT-TDs

NFL PLAYERS SINCE 2009

Aqib Talib	10
Janoris Jenkins	7
Malcolm Jenkins	6
Jonathan Joseph	6
Charles Tillman	6

NFL PLAYERS SINCE 2014

Aqib Talib	6
Malcolm Jenkins	4
William Gay	4
Janoris Jenkins	4
Trumaine Johnson	4

EAGLES ALL-TIME HISTORY

Eric Allen (1988-94)	5
Malcolm Jenkins (2014-)	4
Sheldon Brown (2002-09)	3
Lito Sheppard (2002-08)	3
Joe Scarpati (1964-69)	3

MOST TACKLES

EAGLES PLAYERS IN 2018

136	Malcolm Jenkins*
97	Nigel Bradham
89	Jordan Hicks
82	Corey Graham

* Career high

THREE-STEP DROP

First job: Working in the township parks department in high school

Favorite movie: *School Daze*

If he could play another sport, what position/team: Anchor for the U.S. Olympic track team in the 4x4 relay

Best player he has lined up against: Former Lions WR Calvin Johnson

Favorite athlete growing up: Ray Lewis

Three favorite throwback jerseys: Joe Namath, New York Jets; Sean Taylor, Washington Redskins; Michael Jordan, UNC

CAREER HIGHLIGHTS

- A member of two Super Bowl-winning teams with New Orleans in 2009 (XLIV) and Philadelphia in 2017 (LII)
- Earned Pro Bowl honors following the 2015, 2017 and 2018 seasons with the Eagles and was also named second-team All-Pro by the Associated Press in 2010 with the Saints

NOTES TO KNOW

- Is one of just five NFL players (only safety) with 6 INT-TDs since he entered the league with New Orleans in 2009, joining Aqib Talib (10), Janoris Jenkins (7), Jonathan Joseph (6) and Charles Tillman (6)



HUMBLE BEGINNINGS

For a player who won a Super Bowl and played in a Pro Bowl, Jenkins' career did not exactly begin in a blaze of glory. Jenkins was originally a 9-year-old, back-up guard for the Piscataway Braves of his Pop Warner squad in New Jersey. Jenkins recalled that he played just seven plays per game that was mandatory for all players in that league. "All I remember is that I got my seven plays in and from there it was a race to get the free hot dog."



MALCOLM JENKINS FOUNDATION

Launched in 2010, the **Malcolm Jenkins Foundation** aims to provide resources, experiences and opportunities for the underserved youth. The organization's goal is to inspire and create positive change in the lives of children. Said Jenkins, "For as much as I have been given in life, I feel obligated to give children the guidance, experience and an opportunity. And then watch them take off." For more info, please visit TheMalcolmJenkinsFoundation.org.



CELEBRITY FAMILY FEUD

In 2016, Jenkins participated in a NFL version of *Celebrity Family Feud* hosted by Steve Harvey, which aired on July 3. Jenkins and the rest of the NFC defense defeated the AFC offense and collected \$25,000 for Got Your 6 charity.

THE WALKING DEAD

After reading *The Zombie Survival Guide* by Max Brooks, Jenkins began collecting an array of different survival tools in what he describes as a "half-hearted attempt at doomsday prepping." Jenkins' favorite TV show is *The Walking Dead*.

BIRDSEED

Jenkins is the son of Willie Lee and Gwendolyn V. Jenkins. His dad is a software engineer for Comcast and his mom is the president of the Malcolm Jenkins Foundation. Jenkins was a leader in the Omega Psi Phi fraternity at Ohio State, graduating with a bachelor's degree in communications.

STYLIN' IN THE SECONDARY

Jenkins has immersed himself in the world of fashion and, more specifically, the bow tie. At the suggestion from his wife, Morrissa, Jenkins launched his own company, **Rock Avenue Bow Ties**, which specializes in the design and creation of neck wear and pocket squares and encourages self expression in its customers. For more info, visit rockavenuebowties.com.



During the 2017 offseason, Jenkins opened his own custom suite store in Philadelphia, **Damari Savile**.

MOTIVATING VOICES

Jenkins credits many for helping him get to where he is today, but he singled out three people: his father, Lee Jenkins; his high school football and track coach, Larry Lester; and his college coach, Jim Tressel. "My father's best advice was, 'You don't know what you don't know,' meaning you constantly need to learn more. Larry Lester taught me how to prepare and how to train. We'd sometimes be the only two people on the field on a weekend, just trying to get myself better. And Coach Tressel taught me about integrity and how to be a pro before I even became a pro."

BYRON 'WHIZZER' WHITE AWARD

In February 2017, Jenkins was announced as the recipient of the NFLPA's Byron "Whizzer" White Award for his outstanding charitable efforts off the field. As the winner, Jenkins received \$100,000 to donate to the charity of his choice. Jenkins joined Brian Dawkins, Troy Vincent and Reggie White as Eagles who have won the Byron "Whizzer" White Award. Byron "Whizzer" White led the NFL in rushing yards in 1938 and 1940 and later served as a Supreme Court Justice from 1962-93.

MALCOLM & MORRISA

Jenkins and his wife, Morrissa, have two daughters, Elle and Selah. Malcolm and Morrissa met on Facebook while he was a senior at Ohio State. "She was at Southern Miss, so we talked on Facebook for a while and I just happened to get drafted by the Saints. New Orleans was only an hour and 10 minutes from where she was in Hattiesburg, so we started hanging out and the rest is history."

Morrissa recently started a company called Meaux Moisture (meauxmoisture.com), which sells all-natural body care products. "I give all the credit for my beard to my wife."

 @MalcolmJenkins

 @malcolmjenkins27



CAREER STATISTICS

Year	Team	GP/S	TACKLES					PASS DEFENSE						FUMBLES			DEF SNAPS	
			Total	Solo	Asst	TFL	Sacks	Int	Yds	Lg	TD	PD	QPH	FF	FR	Yds	No	Pct
2009	New Orleans	14/6	55	49	6	0	0.0	1	14	14	0	4	2	0	0	0	N/A	N/A
2010	New Orleans	15/15	64	54	10	3	1.0	2	105	96t	1	12	1	1	2	0	N/A	N/A
2011	New Orleans	15/15	77	63	14	0	1.0	0	0	--	0	9	4	1	1	30	N/A	N/A
2012	New Orleans	13/13	94	65	29	2	0.0	1	55	55t	1	7	2	0	0	0	873	77%
2013	New Orleans	14/14	68	44	24	4	2.5	2	35	31	0	6	3	2	0	0	819	84%
2014	Philadelphia	16/16	113	68	45	3	0.0	3	67	53t	1	14	0	0	1	0	1153	99%
2015	Philadelphia	16/16	120	92	28	13	0.0	2	99	99t	1	15	0	3	1	0	1214	99%
2016	Philadelphia	16/16	114	82	32	5	1.0	3	98	64t	2	13	3	0	1	0	1019	99%
2017	Philadelphia	16/16	119	83	36	11	1.0	2	0	0	0	12	5	1	1	0	948	92%
2018	Philadelphia	16/16	136	103	33	10	1.0	1	25	25	0	11	6	3	1	0	1039	100%
Totals		151/143	960	703	257	51	7.5	17	498	99t	6	103	26	11	8	30	---	---

PLAYOFFS

2009	New Orleans	2/0	5	5	0	1	0.0	0	0	--	0	1	0	0	0	0	N/A	N/A
2010	New Orleans	0/0	0	0	0	0	0.0	0	0	--	0	0	0	0	0	0	N/A	N/A
2011	New Orleans	2/2	13	12	1	1	1.0	0	0	--	0	1	1	0	0	0	N/A	N/A
2013	New Orleans	2/2	8	4	4	0	0.0	0	0	--	0	0	0	0	0	0	118	100%
2017	Philadelphia	3/3	21	16	5	0	0.0	0	0	--	0	3	2	0	0	0	206	100%
2018	Philadelphia	2/2	18	13	5	2	0.0	0	0	--	0	0	0	0	0	0	141	100%
Totals		11/9	65	50	15	4	1.0	0	0	--	0	5	3	0	0	0	---	---

ADDITIONAL STATISTICS

Blocked Field Goals: 2 - 12/17/17 at NYG (**Aldrick Rosas**), 11/25/12 vs. SF (**David Akers**)

Special Teams FFs: 3 - 2014 (1), 2009 (2) **Special Teams FRs:** 1 - 2009 (1) **Lost Fumbles:** 1 - 2017 (1)

Special Teams Tackles: 42 - 2018 (4), 2017 (8), 2016 (3), 2015 (9), 2014 (4), 2013 (1), 2010 (4), 2009 (9)

CAREER HIGHS

Tackles	14	2x, last: 12/16/18 at LAR
Sacks	1.5	10/13/13 at NE
INTs	2	2x, last: 12/22/16 vs. NYG
PDs	3	10x, last: 2/4/18 at NE (SB)
FFs	2	9/27/15 at NYJ
FRs	1	8x, last: 10/28/18 at Jax.

SEASON HIGHLIGHTS

2018 - PHILADELPHIA EAGLES (16/16, 2/2)

- Totaled a career-high-tying 14 tackles (10 solo) in the 30-23 victory at LAR (12/16/18). Also registered 2 TFL as well as 1 QB pressure and hit
- Recorded 8 tackles (6 solo), 1 INT, 3 PDs and 1 FF in the 25-22 win vs. NYG (11/25/18). Intercepted Giants QB **Eli Manning** at the PHI 2 and returned the ball 25 yards to the PHI 27 at the end of the second quarter
- Recovered a fumble forced by **Avonte Maddox** and returned the ball 11 yards in the win at Jax. (10/28/18)
- Punched the ball out of Buccaneers WR **Mike Evans**' hands (fumble recovered by **Jordan Hicks**) in the fourth quarter at TB (9/6/18)

2017 - PHILADELPHIA EAGLES (16/16, 3/3)

- Earned his second career **Pro Bowl** nod after finishing the regular season with a team-high 119 tackles, which marked the 2nd-highest total of his career (120 in 2015)
- Led the Eagles with 3 PDs in **Super Bowl LII** at NE (2/4/18), which tied a single-game career high
- With the Raiders threatening to break a 10-10 tie late in the fourth quarter vs. Oak. (12/25/17), ripped the ball away from RB **Jalen Richard** and recovered the fumble





2018 GAME-BY-GAME STATISTICS (PHI)

Date	Opp	GP/S	Tot	Solo	Sk	Int	PD	FF	FR	Snaps	Pct	
Sep 6	Atl	W	1/1	4	2	0.0	0	0	0	70	100%	
Sep 16	at TB	L	1/1	9	5	0.0	0	0	1	58	100%	
Sep 23	Ind	W	1/1	5	4	0.0	0	2	0	59	100%	
Sep 30	at Ten	L	1/1	9	8	0.0	0	1	0	70	99%	
Oct 7	Min	L	1/1	9	7	0.0	0	0	0	62	100%	
Oct 11	at NYG	W	1/1	10	7	0.0	0	0	0	65	100%	
Oct 21	Car	L	1/1	10	6	0.0	0	2	0	59	100%	
Oct 28	at Jax	W	1/1	7	7	0.0	0	2	0	64	100%	
Nov 11	Dal	L	1/1	13	10	0.0	0	0	1	69	100%	
Nov 18	at NO	L	1/1	10	8	0.0	0	0	0	70	100%	
Nov 25	NYG	W	1/1	8	6	0.0	1	3	1	62	100%	
Dec 3	Was	W	1/1	4	3	1.0	0	0	0	45	100%	
Dec 9	at Dal	L	1/1	12	10	0.0	0	0	0	99	100%	
Dec 16	at LAR	W	1/1	14	10	0.0	0	0	0	76	100%	
Dec 23	Hou	W	1/1	8	6	0.0	0	0	0	65	100%	
Dec 30	at Was	W	1/1	4	4	0.0	0	1	0	45	100%	
Totals			16/16	136	103	1.0	1	11	3	1	1039	100%

PLAYOFFS

Jan 6	at Chi	W	1/1	7	5	0.0	0	0	0	64	100%	
Jan 13	at NO	L	1/1	11	8	0.0	0	0	0	77	100%	
Totals			2/2	18	13	0.0	0	0	0	0	141	100%



TOUCHDOWNS (7)

Date	Opponent	TDs
12/6/15	at New England Patriots (W, 35-28)	99-yard INT
12/12/10	vs. St. Louis Rams (W, 31-13)	96-yard INT
10/16/16	at Washington Redskins (L, 20-27)	64-yard INT
11/18/12	at Oakland Raiders (W, 38-17)	55-yard INT
9/28/14	at San Francisco 49ers (L, 21-26)	53-yard INT
12/22/16	vs. New York Giants (W, 24-19)	34-yard INT
12/26/11	vs. Atlanta Falcons (W, 45-16)	30-yard FR

2017 GAME-BY-GAME STATISTICS (PHI)

Date	Opp	GP/S	Tot	Solo	Sk	Int	PD	FF	FR	Snaps	Pct	
Sep 10	at Was	W	1/1	6	3	0.0	0	1	0	63	100%	
Sep 17	at KC	L	1/1	6	4	0.0	0	1	0	53	100%	
Sep 24	NYG	W	1/1	11	6	0.0	0	0	0	69	100%	
Oct 1	at LAC	W	1/1	7	6	0.0	0	0	0	57	100%	
Oct 8	Ari	W	1/1	9	5	0.0	0	2	0	60	100%	
Oct 12	at Car	W	1/1	10	5	0.0	0	1	0	82	100%	
Oct 23	Was	W	1/1	13	13	1.0	0	0	0	64	100%	
Oct 29	SF	W	1/1	8	6	0.0	0	1	0	66	100%	
Nov 5	Den	W	1/1	8	5	0.0	0	2	0	54	84%	
Nov 19	at Dal	W	1/1	5	4	0.0	1	2	0	63	100%	
Nov 26	Chi	W	1/1	4	3	0.0	1	1	0	44	80%	
Dec 3	at Sea	L	1/1	6	6	0.0	0	0	0	62	100%	
Dec 10	at LAR	W	1/1	4	3	0.0	0	0	0	48	100%	
Dec 17	at NYG	W	1/1	10	6	0.0	0	1	0	88	100%	
Dec 25	Oak	W	1/1	10	8	0.0	0	0	1	69	100%	
Dec 31	Dal	L	1/1	2	0	0.0	0	0	0	6	9%	
Totals			16/16	119	83	1.0	2	12	1	1	948	92%

PLAYOFFS

Jan 13	Atl	W	1/1	8	6	0.0	0	0	0	63	100%	
Jan 21	Min	W	1/1	7	6	0.0	0	0	0	67	100%	
Feb 4	at NE	W	1/1	6	4	0.0	0	3	0	76	100%	
Totals			3/3	21	16	0.0	0	3	0	0	206	100%

SEASON HIGHLIGHTS (Continued)

- Blocked his 2nd career FG in the fourth quarter at NYG (12/17/17) to preserve Philadelphia's lead in an eventual 34-29 win that secured a first-round playoff bye
- Snagged an INT for the 2nd consecutive game when he picked off Bears QB **Mitchell Trubisky** vs. Chi. (11/26/17)
- Registered his first INT of the season in Week 11 at Dal. (11/19/17) when he picked off Cowboys QB **Dak Prescott** in the end zone during the fourth quarter

2016 - PHILADELPHIA EAGLES (16/16)

- Was one of only four NFL players to produce 2 INT-TDs in 2016 (also **Eric Berry**, **Deion Jones** and **Bradley Roby**). Became just the fourth player in Eagles history to record multiple INT-TDs in a single season, joining **Lito Sheppard** (2 in 2004), **Eric Allen** (4 in 1993), **Seth Joyner** (2 in 1992) and **Bibbles Bawel** (2 in 1955)
- Intercepted Giants QB **Eli Manning** twice (1 for TD) vs. NYG (12/22/16), giving him his second-career multi-INT game. Became the first Eagle with 2 INTs and 1 TD in a single game since **Dimitri Patterson** (11/15/10 at Was.). His performance earned him his fourth-career **NFC Defensive Player of the Week** award (second with the Eagles)
- In his 100th career start, became the first player in team history to record an INT-TD in three consecutive seasons after picking off Redskins QB **Kirk Cousins** for a 64-yard score at Was. (10/16/16)



2016 GAME-BY-GAME STATISTICS (PHI)

Date	Opp	GP/S	Tot	Solo	Sk	Int	PD	FF	FR	Snaps	Pct	
Sep 11	Cle	W	1/1	4	2	0.0	0	1	0	0	51	98%
Sep 19	at Chi	W	1/1	4	3	1.0	0	1	0	0	52	100%
Sep 25	Pit	W	1/1	7	4	0.0	0	3	0	0	60	100%
Oct 9	at Det	L	1/1	7	3	0.0	0	0	0	0	61	100%
Oct 16	at Was	L	1/1	8	7	0.0	1	1	0	0	74	100%
Oct 23	Min	W	1/1	7	6	0.0	0	1	0	1	76	100%
Oct 30	at Dal	L	1/1	10	9	0.0	0	0	0	0	78	100%
Nov 6	at NYG	L	1/1	6	3	0.0	0	1	0	0	64	100%
Nov 13	Atl	W	1/1	8	6	0.0	0	0	0	0	50	100%
Nov 20	at Sea	L	1/1	7	7	0.0	0	0	0	0	67	100%
Nov 28	GB	L	1/1	11	8	0.0	0	0	0	0	71	100%
Dec 4	at Cin	L	1/1	9	6	0.0	0	0	0	0	64	100%
Dec 11	Was	L	1/1	4	1	0.0	0	0	0	0	48	100%
Dec 18	at Bal	L	1/1	6	5	0.0	0	1	0	0	58	100%
Dec 22	NYG	W	1/1	10	7	0.0	2	3	0	0	89	100%
Jan 1	Dal	W	1/1	6	5	0.0	0	1	0	0	56	100%
Totals			16/16	114	82	1.0	3	13	0	1	1019	99%

2015 GAME-BY-GAME STATISTICS (PHI)

Date	Opp	GP/S	Tot	Solo	Sk	Int	PD	FF	FR	Snaps	Pct	
Sep 14	at Atl	L	1/1	8	6	0.0	0	3	0	0	75	97%
Sep 20	Dal	L	1/1	14	10	0.0	0	1	0	1	85	100%
Sep 27	at NYJ	W	1/1	5	3	0.0	0	1	2	0	79	100%
Oct 4	at Was	L	1/1	9	9	0.0	0	0	0	0	84	100%
Oct 11	NO	W	1/1	12	8	0.0	0	2	0	0	69	100%
Oct 19	NYG	W	1/1	3	2	0.0	0	0	1	0	68	100%
Oct 25	at Car	L	1/1	3	1	0.0	1	1	0	0	61	100%
Nov 8	at Dal	W	1/1	9	6	0.0	0	0	0	0	78	100%
Nov 15	Mia	L	1/1	10	9	0.0	0	1	0	0	67	100%
Nov 22	TB	L	1/1	5	4	0.0	0	1	0	0	78	100%
Nov 26	at Det	L	1/1	8	7	0.0	0	0	0	0	72	100%
Dec 6	at NE	W	1/1	5	4	0.0	1	1	0	0	89	100%
Dec 13	Buf	W	1/1	6	6	0.0	0	0	0	0	74	100%
Dec 20	Ari	L	1/1	7	3	0.0	0	0	0	0	76	100%
Dec 26	Was	L	1/1	7	7	0.0	0	2	0	0	75	100%
Jan 3	at NYG	W	1/1	9	7	0.0	0	2	0	0	84	100%
Totals			16/16	120	92	0.0	2	15	3	1	1214	99%

SEASON HIGHLIGHTS (Continued)

2015 - PHILADELPHIA EAGLES (16/16)

- Earned his first trip to the **Pro Bowl** after posting career and team highs in tackles (120), PDs (15) and FFs (3)
- Garnered **NFC Defensive Player of the Week** honors for the third time in his career after returning an INT 99 yards for a TD off of Patriots QB **Tom Brady** at NE (12/6/15)

2014 - PHILADELPHIA EAGLES (16/16)

- Led the Eagles with a then-career-high 113 tackles and ranked 2nd on the team with a career-high 3 INTs
- Became the first Eagles safety to produce an INT in three consecutive games since **Brian Dawkins** in 2004 after picking off 49ers QB **Colin Kaepernick** at SF (9/28/14) and returning it 53 yards for a score
- Intercepted his first pass as an Eagle at Ind. (9/15/14), picking off Colts QB **Andrew Luck** in the fourth quarter. Jenkins' INT led to a game-tying TD in a win over the Colts

2013 - NEW ORLEANS SAINTS (14/14, 2/2)

- Tallied a career-high 2.5 sacks and added 68 tackles, 6 PDs, 2 INTs and 2 FFs
- Set a single-game career high with 1.5 sacks of Patriots QB **Tom Brady** at NE (10/13/13)

2012 - NEW ORLEANS SAINTS (13/13)

- Blocked a FG in the fourth quarter vs. SF (11/25/12) and finished the game with 7 tackles and 1 PD
- Intercepted Raiders QB **Carson Palmer** and returned the pick 55 yards for a TD at Oak. (11/18/12)





2014 GAME-BY-GAME STATISTICS (PHI)

Date	Opp	GP/S	Tot	Solo	Sk	Int	PD	FF	FR	Snaps	Pct
Sep 7	Jax	W	1/1	7	4	0.0	0	0	0	73	100%
Sep 15	at Ind	W	1/1	8	3	0.0	1	1	0	72	100%
Sep 21	Was	W	1/1	8	3	0.0	1	1	0	78	100%
Sep 28	at SF	L	1/1	11	5	0.0	1	1	0	83	100%
Oct 5	StL	W	1/1	8	5	0.0	0	0	0	74	100%
Oct 12	NYG	W	1/1	8	3	0.0	0	1	0	64	100%
Oct 26	at Ari	L	1/1	7	6	0.0	0	1	0	70	100%
Nov 2	at Hou	W	1/1	1	1	0.0	0	1	0	60	100%
Nov 10	Car	W	1/1	8	4	0.0	0	1	0	82	100%
Nov 16	at GB	L	1/1	5	0	0.0	0	0	0	68	100%
Nov 23	Ten	W	1/1	5	5	0.0	0	2	0	63	93%
Nov 27	at Dal	W	1/1	7	5	0.0	0	0	0	61	100%
Dec 7	Sea	L	1/1	6	5	0.0	0	1	0	86	100%
Dec 14	Dal	L	1/1	12	10	0.0	0	0	0	82	100%
Dec 20	at Was	L	1/1	4	3	0.0	0	1	0	57	100%
Dec 28	at NYG	W	1/1	8	6	0.0	0	3	0	80	100%
Totals			16/16	113	68	0.0	3	14	0	1153	99%

SEASON HIGHLIGHTS (Continued)

2011 - NEW ORLEANS SAINTS (15/15, 2/2)

- Collared his first-career postseason sack against 49ers QB **Alex Smith** in the NFC Divisional game at SF (1/14/12)
- Recovered a fumble and returned it 30 yards for a TD vs. Atl. (12/26/11)
- Strip-sacked Rams QB **A.J. Feeley**, resulting in a recovery for a TD by **Jonathan Vilma** at StL (10/30/11)

2010 - NEW ORLEANS SAINTS (15/15, 0/0)

- Earned *Associated Press* second-team **All-Pro** honors and was named to the *USA Today* All-Joe team in his first season at safety
- Became the first Saints defender since 2001 to earn multiple **NFC Defensive Player of the Week** honors when he did so in Weeks 12 and 14 of the 2010 campaign
- Picked off Rams QB **Sam Bradford** twice in Saints territory, one of which he returned for a 96-yard TD in a win vs. StL (12/12/10). His 96-yard INT-TD was the 4th-longest in franchise history. Added another pick in the red zone in the second half, making his 105 INT-return yards the 2nd-most in Saints history

2009 - NEW ORLEANS SAINTS (14/6, 2/0)

- As a rookie, recorded 55 tackles with 4 PDs and 1 INT for the **Super Bowl XLIV**-winning Saints
- Made his first-career start at TB (11/22/09) and picked off Buccaneers QB **Josh Freeman** for his first-career INT

2013 GAME-BY-GAME STATISTICS (NO)

Date	Opp	GP/S	Tot	Solo	Sk	Int	PD	FF	FR	Snaps	Pct	
Sep 8	Atl	W	1/1	6	4	0.0	0	0	1	0	56	100%
Sep 15	at TB	W	1/1	2	2	0.0	1	1	0	0	59	100%
Sep 22	Ari	W	1/1	3	2	0.0	0	1	0	0	58	100%
Sep 30	Mia	W	1/1	7	3	0.0	0	0	0	0	54	90%
Oct 6	at Chi	W	1/1	3	3	1.0	0	0	1	0	56	100%
Oct 13	at NE	L	1/1	8	3	1.5	0	1	0	0	87	100%
Oct 27	Buf	W	1/1	5	4	0.0	0	0	0	0	32	45%
Nov 3	at NYJ	L	0/0	INACTIVE (KNEE)								
Nov 10	Dal	W	0/0	INACTIVE (KNEE)								
Nov 17	SF	W	1/1	2	1	0.0	0	1	0	0	57	100%
Nov 21	at Atl	W	1/1	5	3	0.0	0	1	0	0	68	100%
Dec 2	at Sea	L	1/1	10	7	0.0	0	0	0	0	71	100%
Dec 8	Car	W	1/1	9	6	0.0	0	0	0	0	63	100%
Dec 15	at StL	L	1/1	4	4	0.0	0	0	0	0	54	100%
Dec 22	at Car	L	1/1	3	2	0.0	1	1	0	0	44	100%
Dec 29	TB	W	1/1	1	0	0.0	0	0	0	0	60	92%
Totals			14/14	68	44	2.5	2	6	2	0	819	84%

PLAYOFFS

Jan 4	at Phi	W	1/1	3	3	0.0	0	0	0	0	58	100%
Jan 11	at Sea	L	1/1	5	1	0.0	0	0	0	0	60	100%
Totals			2/2	8	4	0.0	0	0	0	0	118	100%

COLLEGE HIGHLIGHTS

- Was a four-year letterman at Ohio State, where he started 45 career games and totaled 196 tackles, 18 PDs and 11 INTs, including 2 TDs, along with 3 blocked punts and 4 FFs
- Earned All-Big Ten honors in each of his final three seasons with the Buckeyes
- A team captain and consensus All-America selection as a senior in 2008, was honored with the Jim Thorpe Award, which is given to the nation's top defensive back, after recording a career-high 57 tackles, 3 INTs, 3 FFs, 2 blocked punts and 1 sack
- As a junior in 2007, earned second-team *Associated Press* All-America honors and was a semifinalist for the Jim Thorpe Award after leading the secondary with 44 tackles and 4 INTs, including an INT-TD
- Was a first-team All-Big Ten selection as a sophomore, posting 55 tackles and 4 INTs, including a 61-yard TD

TRANSACTIONS

2009

Drafted by NO in 1st round (14th overall)
Signed 5-year contract

12/15/12

Placed on Injured Reserve (hamstring)

3/11/14

Signed by PHI to 3-year contract

2/22/16

Agreed to terms with PHI on 5-year contract



2012 GAME-BY-GAME STATISTICS (NO)

Date	Opp	GP/S	Tot	Solo	Sk	Int	PD	FF	FR	Snaps	Pct		
Sep 9	Was	L	1/1	5	3	0.0	0	0	0	75	100%		
Sep 16	at Car	L	1/1	10	8	0.0	0	0	0	63	100%		
Sep 23	KC	L	1/1	8	7	0.0	0	1	0	94	100%		
Sep 30	at GB	L	1/1	10	8	0.0	0	0	0	70	100%		
Oct 7	SD	W	1/1	4	1	0.0	0	1	0	69	100%		
Oct 21	at TB	W	1/1	9	6	0.0	0	0	0	73	100%		
Oct 28	at Den	L	1/1	9	8	0.0	0	0	0	71	96%		
Nov 5	Phi	W	1/1	13	7	0.0	0	0	0	79	100%		
Nov 11	Atl	W	1/1	10	5	0.0	0	3	0	73	100%		
Nov 18	at Oak	W	1/1	6	5	0.0	1	1	0	73	100%		
Nov 25	SF	L	1/1	7	4	0.0	0	1	0	60	100%		
Nov 29	at Atl	L	1/1	3	3	0.0	0	0	0	58	100%		
Dec 9	at NYG	L	1/1	0	0	0.0	0	0	0	15	22%		
Dec 16	TB	W	0/0	INJURED RESERVE (HAMSTRING)									
Dec 23	at Dal	W	0/0	INJURED RESERVE (HAMSTRING)									
Dec 30	Car	L	0/0	INJURED RESERVE (HAMSTRING)									
Totals			13/13	94	65	0.0	1	7	0	0	873	77%	

2011 GAME-BY-GAME STATISTICS (NO)

Date	Opp	GP/S	Tot	Solo	Sk	Int	PD	FF	FR	Snaps	Pct		
Sep 8	at GB	W	1/1	5	4	0.0	0	1	0	N/A	N/A		
Sep 18	Chi	W	1/1	5	2	0.0	0	1	0	N/A	N/A		
Sep 25	Hou	W	1/1	5	4	0.0	0	0	0	N/A	N/A		
Oct 2	at Jax	W	1/1	3	3	0.0	0	0	0	N/A	N/A		
Oct 9	at Car	W	1/1	6	6	0.0	0	0	0	N/A	N/A		
Oct 16	at TB	W	1/1	7	6	0.0	0	2	0	N/A	N/A		
Oct 23	Ind	W	1/1	2	2	0.0	0	0	0	N/A	N/A		
Oct 30	at StL	W	1/1	5	5	1.0	0	1	1	N/A	N/A		
Nov 6	TB	W	1/1	3	2	0.0	0	0	0	N/A	N/A		
Nov 13	at Atl	W	1/1	8	7	0.0	0	0	0	N/A	N/A		
Nov 28	NYG	W	1/1	8	5	0.0	0	1	0	N/A	N/A		
Dec 4	Det	W	1/1	7	6	0.0	0	1	0	N/A	N/A		
Dec 11	at Ten	W	1/1	10	8	0.0	0	0	0	N/A	N/A		
Dec 18	at Min	L	1/1	2	2	0.0	0	0	0	N/A	N/A		
Dec 26	Atl	L	1/1	1	1	0.0	0	2	0	N/A	N/A		
Jan 1	Car	L	0/0	INACTIVE (NECK)									
Totals			15/15	77	63	1.0	0	9	1	1	N/A	N/A	

PLAYOFFS

Jan 7	Det	W	1/1	5	4	0.0	0	0	0	N/A	N/A	
Jan 14	at SF	L	1/1	8	8	1.0	0	1	0	N/A	N/A	
Totals			2/2	13	12	1.0	0	1	0	0	N/A	N/A

2010 GAME-BY-GAME STATISTICS (NO)

Date	Opp	GP/S	Tot	Solo	Sk	Int	PD	FF	FR	Snaps	Pct		
Sep 9	Min	W	1/1	2	1	0.0	0	1	0	N/A	N/A		
Sep 20	at SF	W	1/1	6	5	0.0	0	0	1	N/A	N/A		
Sep 26	Atl	L	1/1	7	5	0.0	0	0	0	N/A	N/A		
Oct 3	Car	W	1/1	4	4	1.0	0	0	0	N/A	N/A		
Oct 10	at Ari	L	1/1	3	3	0.0	0	1	0	N/A	N/A		
Oct 17	at TB	W	1/1	6	6	0.0	0	3	0	N/A	N/A		
Oct 24	Cle	L	1/1	9	8	0.0	0	0	0	N/A	N/A		
Oct 31	Pit	W	1/1	5	4	0.0	0	3	0	N/A	N/A		
Nov 7	at Car	W	1/1	3	2	0.0	0	0	0	N/A	N/A		
Nov 21	Sea	W	0/0	INACTIVE (NECK)									
Nov 25	at Dal	W	1/1	4	3	0.0	0	0	1	N/A	N/A		
Dec 5	at Cin	W	1/1	6	4	0.0	0	0	0	N/A	N/A		
Dec 12	StL	W	1/1	4	4	0.0	2	3	0	N/A	N/A		
Dec 19	at Bal	L	1/1	2	2	0.0	0	0	0	N/A	N/A		
Dec 27	at Atl	W	1/1	1	1	0.0	0	1	0	N/A	N/A		
Jan 2	TB	L	1/1	2	2	0.0	0	0	0	N/A	N/A		
Totals			15/15	64	54	1.0	2	12	1	2	N/A	N/A	

PLAYOFFS

Jan 8	at Sea	L	0/0	INACTIVE (KNEE)									
Totals			0/0	0	0	0.0	0	0	0	0	N/A	N/A	

2009 GAME-BY-GAME STATISTICS (NO)

Date	Opp	GP/S	Tot	Solo	Sk	Int	PD	FF	FR	Snaps	Pct		
Sep 13	Det	W	1/0	1	1	0.0	0	0	0	N/A	N/A		
Sep 20	at Phi	W	1/0	3	3	0.0	0	0	0	N/A	N/A		
Sep 27	at Buf	W	1/0	2	2	0.0	0	0	0	N/A	N/A		
Oct 4	NYJ	W	0/0	INACTIVE (ANKLE)									
Oct 18	NYG	W	1/0	0	0	0.0	0	0	0	N/A	N/A		
Oct 25	at Mia	W	0/0	INACTIVE (ANKLE)									
Nov 2	Atl	W	1/0	0	0	0.0	0	0	0	N/A	N/A		
Nov 8	Car	W	1/0	2	2	0.0	0	0	0	N/A	N/A		
Nov 15	at StL	W	1/0	2	2	0.0	0	0	0	N/A	N/A		
Nov 22	at TB	W	1/1	7	5	0.0	1	2	0	N/A	N/A		
Nov 30	NE	W	1/1	8	8	0.0	0	1	0	N/A	N/A		
Dec 6	at Was	W	1/1	9	9	0.0	0	1	0	N/A	N/A		
Dec 13	at Atl	W	1/1	4	4	0.0	0	0	0	N/A	N/A		
Dec 19	Dal	L	1/1	7	5	0.0	0	0	0	N/A	N/A		
Dec 27	TB	L	1/1	10	8	0.0	0	0	0	N/A	N/A		
Jan 3	at Car	L	1/0	0	0	0.0	0	0	0	N/A	N/A		
Totals			14/6	55	49	0.0	1	4	0	0	N/A	N/A	

PLAYOFFS

Jan 16	Ari	W	1/0	0	0	0.0	0	0	0	N/A	N/A		
Jan 24	Min	W	0/0	INACTIVE (HAMSTRING)									
Feb 7	at Ind	W	1/0	5	5	0.0	0	1	0	N/A	N/A		
Totals			2/0	5	5	0.0	0	1	0	0	N/A	N/A	



6-2 | 295  **6th Year**
DOB: Sept. 24, 1992 (Age 26)

Lake City, Florida 

Columbia High School



Florida State
D2-14 (48th overall)
by Baltimore
Acquired: T-Bal-17

THREE-STEP DROP

First job: Bag boy at Winn-Dixie

Hobbies: Antique cars.
Owns 1964 and 1972 Chevrolet Impalas

Bucket list:
Learning how to ski

If he could play another sport:
"Every big man dreams of being a point guard. I would've definitely been a point guard if I could've had it my way."

Best players he's lined up against:
Mike and Maurkice Pouncey

Favorite athletes: Muhammad Ali, Mike Tyson, Terrell Owens

Moment left star struck: Meeting Michael Vick after playing the Steelers in 2015

Favorite movie: Next Friday

Favorite TV show: Power

Favorite music: Rick Ross



Originally selected by the Ravens in the 2nd round (48th overall) of the 2014 NFL Draft, **Tim Jernigan** was acquired by the Eagles in a trade with Baltimore during the 2017 off-season. In 2017, Jernigan totaled 33 tackles (21 solo), including a career-high-tying 9 TFLs (T-6th among NFL DTs), 2.5 sacks and 18 QB pressures and hits.



TACKLES FOR LOSS

NFL DEFENSIVE TACKLES IN 2017

Aaron Donald (LAR)	15
Grady Jarrett (Atl.)	15
Gerald McCoy (TB)	13
Jurrell Casey (Ten.)	12
Geno Atkins (Cin.)	10
Tim Jernigan* (Phi.)	9
Several players tied	9

EAGLES PLAYERS IN 2017

Brandon Graham	16
Vinny Curry	13
Malcolm Jenkins	11
Tim Jernigan*	9
Derek Barnett	9

*career-high-tying 9 TFLs

SEASON HIGHLIGHTS

2018 - PHILADELPHIA EAGLES (3/3, 2/1)

- Recorded a split-sack of Saints QB **Drew Brees** with **Chris Long** in the Divisional Round matchup at NO (1/13/19)
- Teamed with **Brandon Graham** to take down Bears QB **Mitchell Trubisky** in the 16-15 Wild Card victory at Chi. (1/6/19)

2017 - PHILADELPHIA EAGLES (15/15, 3/3)

- Tied for 6th among NFL DTs with a career-high-tying 9 TFLs, behind **Aaron Donald** (15), **Grady Jarrett** (15), **Gerald McCoy** (13), **Jurrell Casey** (12) and **Geno Atkins** (10)
- Sacked Cowboys QB **Dak Prescott** in the fourth quarter of the 37-9 win at Dal. (11/19/17)



CAREER STATISTICS

Year	Team	GP/S	TACKLES					PASS DEFENSE						FUMBLES			DEF SNAPS	
			Total	Solo	Asst	TFL	Sacks	Int	Yds	Lg	TD	PD	OPH	FF	FR	Yds	No	Pct
2014	Baltimore	12/3	23	11	12	3	4.0	0	0	--	0	0	18	0	0	0	304	28%
2015	Baltimore	15/6	37	18	19	4	4.0	0	0	--	0	0	24	0	0	0	531	50%
2016	Baltimore	16/15	31	16	15	9	5.0	1	0	0	0	3	19	0	1	0	630	60%
2017	Philadelphia	15/15	34	21	13	9	2.5	0	0	--	0	0	18	0	0	0	492	48%
2018	Philadelphia	3/3	4	3	1	1	0.0	0	0	--	0	0	1	0	0	0	46	4%
Totals		61/42	129	69	60	26	15.5	1	0	0	0	3	80	0	1	0	---	---

PLAYOFFS

2014	Baltimore	1/0	2	2	0	1	1.0	0	0	--	0	0	2	0	0	0	18	26%
2017	Philadelphia	3/3	7	2	5	0	0.0	0	0	--	0	0	2	0	0	0	95	46%
2018	Philadelphia	2/1	4	2	2	1	1.0	0	0	--	0	0	3	0	0	0	58	41%
Totals		6/4	13	6	7	2	2.0	0	0	--	0	0	7	0	0	0	---	---

CAREER HIGHS

Tackles	6	3x, last: 9/18/16 at Cle.
Sacks	2.0	12/14/14 vs. Jax.
INTs	1	11/6/16 vs. Pit.
PDs	2	9/25/16 at Jax.
FFs	--	---
FRs	1	10/23/16 at NYJ

SEASON HIGHLIGHTS (Continued)

- Combined with **Brandon Graham** to sack Chiefs QB **Alex Smith** at KC (9/7/17)
- Recorded his first sack as an Eagle against Redskins QB **Kirk Cousins** in the 30-17 win at Was. (9/10/17). Became the first Eagles DL to post a sack in his first game with the team since **Fletcher Cox** on 9/9/12 at Cleveland

2016 - BALTIMORE RAVENS (16/15)

- Produced 31 tackles (16 solo) and registered career highs with 5.0 sacks and 9 TFL
- Intercepted a Steelers QB **Ben Roethlisberger** pass tipped by DT **Brandon Williams** for his first career INT in the 21-14 victory vs. Pit. (11/6/16)
- Recorded his first career fumble recovery and tallied 4 tackles, 2 hurries and 1.0 sack at NYJ (10/23/16)
- Posted 2 tackles, a career-high 2 PDs (one of which led to an INT) and 1.0 sack in the 19-17 win at Jax. (9/25/16)
- Tied his career-high with 6 tackles (4 solo) and notched 1.0 sack, 3 hurries and 2 TFL in a 25-20 win at Cle. (9/18/16)

2015 - BALTIMORE RAVENS (15/6)

- Established a career high with 37 tackles (18 solo) and added 4.0 sacks for a second consecutive season
- Led all Ravens defensive linemen with a career-high-tying 6 tackles at Cin. (1/3/16)
- Posted a career-high 6 tackles (3 solo) vs. KC (12/20/15)



BIRDSEED

Jernigan prepped at Columbia High School (Lake City, FL), where he earned U.S. Army All-American and All-USA first-team defense recognition (*USA Today*), was named to the 2010 All-First Coast first-team (*Florida Times-Union*) and was rated a five-star defensive lineman (*Scout.com*). Jernigan recorded 77 tackles, 32 TFL, 14.0 sacks and 1 INT as a senior, while also scoring 4 goal-line TDs as a short-yardage running back.



2018 GAME-BY-GAME STATISTICS (PHI)

Date	Opp	GP/S	Tot	Solo	Sk	Int	PD	FF	FR	Snaps	Pct
Sep 6	Atl	W	0/0								
Sep 16	at TB	L	0/0								
Sep 23	Ind	W	0/0								
Sep 30	at Ten	L	0/0								
Oct 7	Min	L	0/0								
Oct 11	at NYG	W	0/0								
Oct 21	Car	L	0/0								
Oct 28	at Jax	W	0/0								
Nov 11	Dal	L	0/0								
Nov 18	at NO	L	0/0								
Nov 25	NYG	W	1/1	1	1	0.0	0	0	0	20	32%
Dec 3	Was	W	0/0								
Dec 9	at Dal	L	0/0								
Dec 16	at LAR	W	0/0								
Dec 23	Hou	W	1/1	2	2	0.0	0	0	0	17	26%
Dec 30	at Was	W	1/1	1	0	0.0	0	0	0	9	20%
Totals		3/3	4	3	0.0	0	0	0	0	46	4%

PLAYOFFS											
Jan 6	at Chi	W	1/1	1	1	0.5	0	0	0	22	34%
Jan 13	at NO	L	1/0	3	1	0.5	0	0	0	36	47%
Totals		2/1	4	2	1.0	0	0	0	0	58	41%



SEASON HIGHLIGHTS (Continued)

2014 - BALTIMORE RAVENS (12/3, 1/0)

- Contributed 23 tackles (11 solo) and 4.0 sacks as a rookie
- Saw action in his first career postseason game, posting 2 tackles and 1.0 sack in the Divisional playoff at NE (1/10/15)
- Started his first career game vs. Jax. (12/14/14), tallying 4 tackles (3 solo) and a career-high 2.0 sacks

COLLEGE HIGHLIGHTS

- Played in 40 games (16 starts) at Florida State, totaling 139 tackles (73 solo), 25 TFL, 8.5 sacks, 1 PD and 1 FR
- Registered a career-high 63 tackles (35 solo), a team-high 11 TFL and 4.5 sacks, helping lead the NCAA's No. 3 overall defense (281.4 ypg) as a junior in 2013
- Helped the Seminoles win the BCS National Championship over Auburn in a dramatic 34-31 game
- Named a first-team (*The NFL Draft Report* and *ESPN.com*) and second-team (*Football Writers Association*, *Associated Press*, *USA Today*, *CBSSports.com* and *Sports Illustrated*) All-American and earned first-team All-Atlantic Coast Conference accolades (league coaches) in 2013

TRANSACTIONS

- 2014** Drafted by BAL in 2nd round (48th overall)
Signed 4-year contract
- 4/4/17** Traded with 2017 3rd-round draft choice (99th overall) from BAL to PHI for 2017 3rd-round draft choice (74th overall)
- 11/9/17** Signed by PHI to 4-year contract extension through 2021
- 7/26/18** Placed on Active/Non-Football Injury List
- 9/1/18** Placed on Reserve/Non-Football Injury List
- 11/20/18** Activated from Reserve/Non-Football Injury List
- 4/25/19** Agreed to terms with PHI on 1-year contract

2017 GAME-BY-GAME STATISTICS (PHI)

Date	Opp	GP/S	Tot	Solo	Sk	Int	PD	FF	FR	Snaps	Pct
Sep 10	at Was	W	1/1	2	1	1.0	0	0	0	40	63%
Sep 17	at KC	L	1/1	5	2	0.5	0	0	0	32	60%
Sep 24	NYG	W	1/1	3	3	0.0	0	0	0	50	72%
Oct 1	at LAC	W	1/1	2	1	0.0	0	0	0	42	74%
Oct 8	Ari	W	1/1	4	2	0.0	0	0	0	46	77%
Oct 12	at Car	W	1/1	1	1	0.0	0	0	0	25	30%
Oct 23	Was	W	1/1	0	0	0.0	0	0	0	17	27%
Oct 29	SF	W	1/1	2	2	0.0	0	0	0	29	44%
Nov 5	Den	W	1/1	1	1	0.0	0	0	0	20	31%
Nov 19	at Dal	W	1/1	5	1	1.0	0	0	0	30	48%
Nov 26	Chi	W	1/1	3	2	0.0	0	0	0	26	47%
Dec 3	at Sea	L	1/1	2	2	0.0	0	0	0	31	50%
Dec 10	at LAR	W	1/1	1	1	0.0	0	0	0	30	62%
Dec 17	at NYG	W	1/1	1	1	0.0	0	0	0	41	47%
Dec 25	Oak	W	1/1	1	1	0.0	0	0	0	33	48%
Dec 31	Dal	L	0/0								
Totals		15/15	33	21	2.5	0	0	0	0	492	48%

PLAYOFFS											
Jan 13	Atl	W	1/1	2	0	0.0	0	0	0	29	46%
Jan 21	Min	W	1/1	1	1	0.0	0	0	0	27	40%
Feb 4	at NE	W	1/1	4	1	0.0	0	0	0	39	51%
Totals		3/3	7	2	0.0	0	0	0	0	95	46%



2016 GAME-BY-GAME STATISTICS (BAL)

Date	Opp	GP/S	Tot	Solo	Sk	Int	PD	FF	FR	Snaps	Pct
Sep 11	Buf	W 1/1	2	2	1.0	0	0	0	0	34	69%
Sep 18	at Cle	W 1/1	6	4	1.0	0	0	0	0	43	69%
Sep 25	at Jax	W 1/1	2	2	1.0	0	2	0	0	47	71%
Oct 2	Oak	L 1/1	2	0	0.0	0	0	0	0	43	72%
Oct 9	Was	L 1/1	4	2	0.0	0	0	0	0	41	62%
Oct 16	at NYG	L 1/1	2	0	0.0	0	0	0	0	48	72%
Oct 23	at NYJ	L 1/1	4	1	1.0	0	0	0	1	38	56%
Nov 6	Pit	W 1/1	2	0	0.0	1	1	0	0	46	67%
Nov 10	Cle	W 1/1	2	2	1.0	0	0	0	0	35	70%
Nov 20	at Dal	L 1/0	1	0	0.0	0	0	0	0	21	30%
Nov 27	Cin	W 1/1	1	0	0.0	0	0	0	0	49	65%
Dec 4	Mia	W 1/1	2	2	0.0	0	0	0	0	35	57%
Dec 12	at NE	L 1/1	0	0	0.0	0	0	0	0	34	49%
Dec 18	Phi	W 1/1	0	0	0.0	0	0	0	0	49	56%
Dec 25	at Pit	L 1/1	0	0	0.0	0	0	0	0	33	57%
Jan 1	at Cin	L 1/1	1	1	0.0	0	0	0	0	34	50%
Totals		16/15	31	16	5.0	1	3	0	1	630	60%

2015 GAME-BY-GAME STATISTICS (BAL)

Date	Opp	GP/S	Tot	Solo	Sk	Int	PD	FF	FR	Snaps	Pct
Sep 13	at Den	L 0/0	INACTIVE (KNEE)								
Sep 20	at Oak	L 1/1	0	0	0.0	0	0	0	0	36	49%
Sep 27	Cin	L 1/0	4	1	0.0	0	0	0	0	32	44%
Oct 1	at Pit	W 1/0	1	1	0.0	0	0	0	0	17	27%
Oct 11	Cle	L 1/0	1	1	1.0	0	0	0	0	36	41%
Oct 18	at SF	L 1/1	3	1	0.5	0	0	0	0	36	61%
Oct 26	at Ari	L 1/0	0	0	0.0	0	0	0	0	23	37%
Nov 1	SD	W 1/0	2	2	1.0	0	0	0	0	23	34%
Nov 15	Jax	L 1/1	2	1	0.0	0	0	0	0	45	61%
Nov 22	StL	W 1/1	4	1	0.0	0	0	0	0	48	79%
Nov 30	at Cle	W 1/1	3	2	0.5	0	0	0	0	42	61%
Dec 6	at Mia	L 1/0	0	0	0.0	0	0	0	0	30	63%
Dec 13	Sea	L 1/0	4	1	0.0	0	0	0	0	39	56%
Dec 20	KC	L 1/0	6	3	0.0	0	0	0	0	40	71%
Dec 27	Pit	W 1/0	1	1	1.0	0	0	0	0	42	69%
Jan 3	at Cin	L 1/1	6	3	0.0	0	0	0	0	42	69%
Totals		15/6	37	18	4.0	0	0	0	0	531	50%

2014 GAME-BY-GAME STATISTICS (BAL)

Date	Opp	GP/S	Tot	Solo	Sk	Int	PD	FF	FR	Snaps	Pct
Sep 7	Cin	L 1/0	2	0	0.0	0	0	0	0	14	21%
Sep 11	Pit	W 1/0	1	0	0.0	0	0	0	0	16	27%
Sep 21	at Cle	W 0/0	INACTIVE (KNEE)								
Sep 28	Car	W 0/0	INACTIVE (KNEE)								
Oct 5	at Ind	L 0/0	INACTIVE (KNEE)								
Oct 12	at TB	W 0/0	INACTIVE (KNEE)								
Oct 19	Atl	W 1/0	0	0	0.0	0	0	0	0	23	35%
Oct 26	at Cin	L 1/0	2	1	0.0	0	0	0	0	17	25%
Nov 2	at Pit	L 1/0	2	1	0.0	0	0	0	0	20	29%
Nov 9	Ten	W 1/0	4	1	1.0	0	0	0	0	15	27%
Nov 24	at NO	W 1/0	0	0	0.0	0	0	0	0	29	40%
Nov 30	SD	L 1/0	1	1	1.0	0	0	0	0	17	24%
Dec 7	at Mia	W 1/0	1	1	0.0	0	0	0	0	32	56%
Dec 14	Jax	W 1/1	4	3	2.0	0	0	0	0	43	63%
Dec 21	at Hou	L 1/1	4	2	0.0	0	0	0	0	56	67%
Dec 28	Cle	W 1/1	2	1	0.0	0	0	0	0	22	34%
Totals		12/3	23	11	4.0	0	0	0	0	304	28%
PLAYOFFS											
Jan 3	at Pit	W 0/0	INACTIVE (FOOT/ANKLE)								
Jan 10	at NE	L 1/0	2	2	1.0	0	0	0	0	18	26%
Totals		1/0	2	2	1.0	0	0	0	0	18	13%





6-2 | 215 🇺🇸 **5th Year**
DOB: Feb. 27, 1989 (Age 30)

Erlanger, Kentucky ★

Lloyd Memorial High School



Grand Valley State
D7-13 (216th overall)
by Green Bay
Acquired: FA-19



Charles Johnson was signed by Philadelphia to a reserve/future contract during the 2019 offseason. Originally selected by Green Bay in the 7th round (216th overall) of the 2013 NFL Draft, Johnson has played in 39 career games (17 starts), totaling 60 receptions for 834 yards and 2 TDs. A native of Kentucky, Johnson was a standout receiver at Grand Valley State, where he earned second-team All-America honors.

MOST RECEIVING YARDS

VIKINGS PLAYERS IN 2014

Greg Jennings	742
Jarius Wright	588
Charles Johnson	475
Cordarrelle Patterson	384
Matt Asiata	312

In 2014, Johnson led the Vikings in receiving average (15.3) and ranked 3rd on the team in receiving yards (475).

MOST YARDS PER RECEPTION

VIKINGS PLAYERS IN 2014

15.3	Charles Johnson
14.0	Jarius Wright
12.6	Greg Jennings
11.6	Cordarrelle Patterson
11.2	Chase Ford

(min. 20 receptions)

SEASON HIGHLIGHTS

2016 - MINNESOTA VIKINGS (16/7)

- Saw action in 16 games for the Vikings with 7 starts and tallied 20 receptions for 232 yards with 1 kickoff return for 16 yards

2015 - MINNESOTA VIKINGS (11/4, 0/0)

- Saw action in 11 games, with four starts in his second year with the Vikings. Recorded 9 receptions for 127 yards

2014 - MINNESOTA VIKINGS (12/6)

- In his first year with the Vikings, Johnson saw action in 12 games with 6 starts, posting 31 catches for 475 yards and 2 TDs

BIRDSEED

Johnson prepped at Lloyd Memorial High School in Elsmere, Kentucky, where he caught 38 passes for 567 yards and 5 TDs as a senior and hauled in 26 catches for 600 yards and 6 TDs as a junior, earning all-state and all-conference honors both years.

He is the son of Fred and Lisa Johnson.



CAREER STATISTICS									
			RECEIVING				OFF SNAPS		
Year	Team	GP/S	Rec	Yds	Avg	Lg	TD	No	Pct
2013	Cleveland	0/0	0	0	---	--	0	0	0%
2014	Minnesota	12/6	31	475	15.3	56	2	440	43%
2015	Minnesota	11/4	9	127	14.1	35	0	218	21%
2016	Minnesota	16/7	20	232	11.6	40	0	406	39%
Totals		39/17	60	834	13.9	56	2	---	---
PLAYOFFS									
2015	Minnesota	0/0	0	0	---	--	0	0	0%
Totals		0/0	0	0	---	--	0	---	---
ADDITIONAL STATISTICS									
Kickoff Returns: 1 for 16 in 2016									

CAREER HIGHS		
Receptions	6	11/16/14 at Chi.
Receiving Yards	103	12/7/14 vs. NYJ
Receiving Long	56	12/7/14 vs. NYJ
Receiving TDs	1	2x, last: 12/7/14 vs. NYJ

2016 GAME-BY-GAME STATISTICS (MIN)									
			RECEIVING				SNAPS		
Date	Opp	GP/S	Rec	Yds	Avg	Lg	TD	No	Pct
Sep 11	at Ten	W	1/1	1	5	5.0	5	0	49 78%
Sep 18	GB	W	1/1	2	15	7.5	10	0	40 69%
Sep 25	at Car	W	1/0	0	0	---	--	0	39 71%
Oct 3	NYG	W	1/0	2	70	35.0	40	0	22 30%
Oct 9	Hou	W	1/0	1	2	2.0	2	0	12 16%
Oct 23	at Phi	L	1/0	0	0	---	--	0	18 24%
Oct 31	at Chi	L	1/1	0	0	---	--	0	19 31%
Nov 6	Det	L	1/0	1	9	9.0	9	0	22 31%
Nov 13	at Was	L	1/1	0	0	---	--	0	13 19%
Nov 20	Ari	W	1/0	0	0	---	--	0	13 22%
Nov 24	at Det	L	1/0	2	12	6.0	12	0	21 36%
Dec 1	Dal	L	1/1	3	36	12.0	25	0	26 35%
Dec 11	at Jax	W	1/0	1	6	6.0	6	0	15 23%
Dec 18	Ind	L	1/1	5	50	10.0	17	0	39 67%
Dec 24	at GB	L	1/0	1	16	16.0	16	0	29 37%
Jan 1	Chi	W	1/1	1	11	11.0	11	0	29 46%
Totals			16/7	20	232	11.6	40	0	406 39%

COLLEGE HIGHLIGHTS

- Earned 2nd-Team All-American honors in his 2nd and final season at Grand Valley State. Caught 128 passes for 2,229 yards and 31 TDs during time at Grand Valley State
- Spent 2007 season at Eastern Kentucky. Spent a season playing at Antelope Valley College (2008) before sitting out of football in 2009

TRANSACTIONS

2013	Signed by GB as UDFA
8/31/13	Waived by GB
9/2/13	Signed by GB to practice squad
10/12/13	Signed by CLE from GB practice squad
10/16/13	Placed on Reserve/Non-Football Injury List
8/31/14	Waived by CLE
9/2/14	Signed by CLE to practice squad
9/20/14	Signed by MIN from CLE practice squad
3/11/17	Signed by CAR
9/2/17	Placed on Injured Reserve
4/9/18	Signed by NYJ
8/31/18	Released by NYJ
4/9/19	Signed by PHI to reserve/future contract





2015 GAME-BY-GAME STATISTICS (MIN)										
Date	Opp	GP/S	RECEIVING					SNAPS		
			Rec	Yds	Avg	Lg	TD	No	Pct	
Sep 14	at SF	L	1/1	2	27	13.5	18	0	54	100%
Sep 20	Det	W	1/1	3	20	3.3	4	0	60	92%
Sep 27	SD	W	1/1	1	9	9.0	9	0	14	25%
Oct 4	at Den	L	0/0	INACTIVE						
Oct 18	KC	W	0/0	INACTIVE						
Oct 25	at Det	W	1/0	1	21	21.0	21	0	9	12%
Nov 1	at Chi	W	1/0	1	35	35.0	35	0	7	12%
Nov 8	StL	W	1/0	1	25	25.0	25	0	28	39%
Nov 15	at Oak	W	1/0	0	0	---	--	0	15	24%
Nov 22	GB	L	1/0	0	0	---	--	0	9	14%
Nov 29	at Atl	W	1/0	0	0	---	--	0	15	21%
Dec 6	Sea	L	1/1	0	0	---	--	0	7	14%
Dec 10	at Ari	L	1/0	0	0	---	--	0	0	0%
Dec 20	Chi	W	0/0	INACTIVE						
Dec 27	NYG	W	0/0	INACTIVE						
Jan 3	at GB	W	0/0	INACTIVE						
Totals			11/4	9	127	14.1	35	0	218	21%
PLAYOFFS										
Jan 10	Sea	L	0/0	INACTIVE						
Totals			0/0	0	0	---	--	0	0	0%

2014 GAME-BY-GAME STATISTICS (MIN)										
Date	Opp	GP/S	RECEIVING					SNAPS		
			Rec	Yds	Avg	Lg	TD	No	Pct	
Sep 7	at Pit	L	---	BROWNS PRACTICE SQUAD						
Sep 14	NO	W	---	BROWNS PRACTICE SQUAD						
SIGNED BY VIKINGS FROM BROWNS PRACTICE SQUAD (9/20/14)										
Sep 21	at NO	L	0/0	INACTIVE						
Sep 28	Atl	W	0/0	INACTIVE						
Oct 2	at GB	L	1/0	1	7	7.0	7	0	14	18%
Oct 12	Det	L	1/0	2	22	11.0	15	0	13	19%
Oct 19	at Buf	L	0/0	0	0	---	--	0	1	2%
Oct 26	at TB	W	1/0	2	18	9.0	12	0	20	29%
Nov 2	Was	W	1/0	1	13	13.0	13	0	19	26%
Nov 16	at Chi	L	1/0	6	87	14.5	24	0	25	53%
Nov 23	GB	L	1/1	3	52	17.3	22	1	66	97%
Nov 30	Car	W	1/1	2	41	20.5	24	0	47	98%
Dec 7	NYJ	W	1/1	4	103	25.8	56t	1	58	100%
Dec 14	at Det	L	1/1	5	72	14.4	40	0	64	93%
Dec 21	at Mia	L	1/1	3	38	12.7	25	0	56	90%
Dec 28	Chi	W	1/1	2	22	11.0	18	0	57	92%
Totals			12/6	31	475	15.3	56	2	440	43%



6-6 | 317  **7th Year**
DOB: May 8, 1990 (Age 29)



Groveton, Texas

Groveton High School



Oklahoma
D1-13 (4th overall)
by Philadelphia



AP
2017



Lane Johnson was originally selected by the Eagles with the No. 4-overall pick in the 2013 NFL Draft. One of the league's top offensive tackles, Johnson is a two-time Pro Bowler (2018, 2019) and was named first-team All-Pro following the 2017 season, when he played a vital role on Philadelphia's **Super Bowl LII**-winning offensive line.

CAREER HIGHLIGHTS

- Has been voted to two career **Pro Bowls** (2018, 2019) and was named first-team **All-Pro** following the 2017 season, when he played a vital role on the Eagles' **Super Bowl LII**-winning offensive line
- In 2017, helped the Eagles rank 3rd in the NFL in offensive points (414, tied) and rushing offense (132.2) and 7th in total offense (365.8)
- Started all 16 games in 2015, opening 14 contests at RT and his first 2 career starts at LT at Dal. (11/8/15) and vs. Mia. (11/15/15)
- Opened 12 contests at RT in 2014, helping pave the way for the NFL's 3rd-leading rusher, **LeSean McCoy** (1,319 yards). Allowed just 1 sack
- In 2013, helped the Eagles set then-team records in points (442) and total yards (6,676). Was part of an offensive line that blocked for the NFL's leading rusher, **LeSean McCoy** (team-record 1,607 yards)
- Made his debut at Was. (9/9/13), becoming the first Eagles rookie to start at tackle on opening day since **John Welbourn** in 1999

THREE STEP DROP

Hobbies: Hunting and fishing

Favorite movie: *Forrest Gump*

Favorite TV show: *Impractical Jokers*

First job: Grave digger in high school

Biggest pet peeve: Drivers that take a long time to make a turn

Favorite teams/athletes growing up: **Houston Rockets, Green Bay Packers & Brett Favre**

If he could play another sport, what position/team: **Small forward, Houston Rockets**

Three favorite throwback jerseys: **Hakeem Olajuwon, Houston Rockets; Michael Vick, Atlanta Falcons; Bo Jackson, Los Angeles Raiders**

COLLEGE HIGHLIGHTS

- As a senior in 2012, started 11 games at LT and garnered third-team All-America accolades from *CBSSports.com* and second-team All-Big 12 honors from the league's coaches



LIFE IN THE FAST LANE

Johnson did not start playing football until the 7th grade when he was a quarterback for his middle school team in Coldspring, TX. He earned all-state honors as a QB in high school, but did not receive a scholarship offer.

He began his college career at Kilgore (TX) College, where, at 202 pounds, he quarterbacked the Rangers in 2008. After transferring to Oklahoma as a tight end in 2009, he redshirted for one year before playing tight end and defensive end in 2010.

He finally settled in as a right tackle in 2011 before moving to the left side in 2012.

MOTHER'S INFLUENCE

Johnson credits his mother, Ray Ann, for being where he is today. Ray Ann has a degree in criminal justice and works as a social worker with death-row inmates at a prison in Riverside, TX. Lane was proud to purchase his mother a new home in 2014.

"She was a single mother and she raised me by herself. She didn't have a lot, but she made sure I was happy."

FAMILY TIES

Johnson leans on the advice of his father-in-law, John Goodman, who played defensive line for the Pittsburgh Steelers from 1981-85.

"He's been a mentor to me. He's been in my shoes - been there, done that. He's taught me how to best work through adversity and the tough times."

SMALL TOWN ROOTS

Johnson's graduating class from Groveton High School consisted of just 35 students. In fact, Groveton's listed population in 2010 was just 1,057.

Johnson played quarterback and safety at Groveton, where he was an all-region and honorable mention all-state selection. Johnson also lettered in track and field, as he placed 4th in the shot put at the state's track championships. He was also a member of Groveton's baseball and basketball teams.

BIRDSEED

Johnson and his wife, Chelsea, reside in Edmond, OK. They have two sons, Jace and Channing; a daughter, Journey Lane; and a dog, Mox. Johnson majored in human relations at Oklahoma.



@Lanejohnson65



@lanejohnson65

CAREER STATISTICS

Year	Team	GP/S	STARTS		OFF SNAPS	
			LT	RT	No	Pct
2013	Philadelphia	16/16	0	16	1102	100%
2014	Philadelphia	12/12	0	12	889	76%
2015	Philadelphia	16/16	2	14	1156	100%
2016	Philadelphia	6/6	0	6	407	36%
2017	Philadelphia	15/15	0	15	964	85%
2018	Philadelphia	15/15	0	15	962	88%
Totals		80/80	2	78	---	---

PLAYOFFS

2013	Philadelphia	1/1	0	1	58	100%
2017	Philadelphia	3/3	0	3	207	100%
2018	Philadelphia	2/2	0	2	119	100%
Totals		6/6	0	6	---	---



COLLEGE HIGHLIGHTS (Continued)

- Anchored a Sooner offense that ranked 12th in the nation with 497.9 total yards per game and posted a team-best 123 knockdowns. Led the Big 12 with 19 TD-resulting blocks
- Started 12 games at RT as a junior in 2011 as the Sooners ranked 10th in the nation in scoring (39.5 ppg), 5th in offense (512.3 ypg) and 5th in passing (349.4 ypg), while allowing the 7th-fewest sacks in the nation (11)
- Began his sophomore season in 2010 as a TE before converting to the defensive line
- Was a two-time Academic All-Big 12 first-team honoree
- Redshirted in 2009 after transferring from Kilgore (TX)
- Appeared in 9 games as a reserve QB at Kilgore, completing 32 of 61 passes for 510 yards, 3 TDs and 7 INTs, while adding 24 yards and 1 TD on 17 carries

TRANSACTIONS

- 2013** Drafted by PHI in 1st round (4th overall)
Signed 4-year contract
- 7/23/14** Suspended by NFL for 4 games
- 9/29/14** Activated from reserve/suspended list
- 1/29/16** Signed 6-year contract through 2021
- 10/11/16** Suspended by NFL for 10 games
- 12/20/16** Activated from reserve/suspended list



5-11 | 194  **2nd Year**
DOB: Feb. 24, 1992 (Age 27)

In his first season in 2018, Cameron Johnston established single-season franchise records in gross punting average (48.1) and net punting average (42.7), ranking 3rd and 4th in the NFL, respectively, in those categories. Additionally, Johnston ranked T-5th in 60+ yard punts (5) and T-8th in 50+ yard punts (28). The Aussie punter produced a record-breaking career at Ohio State, where he collected All-America and All-Big Ten accolades.

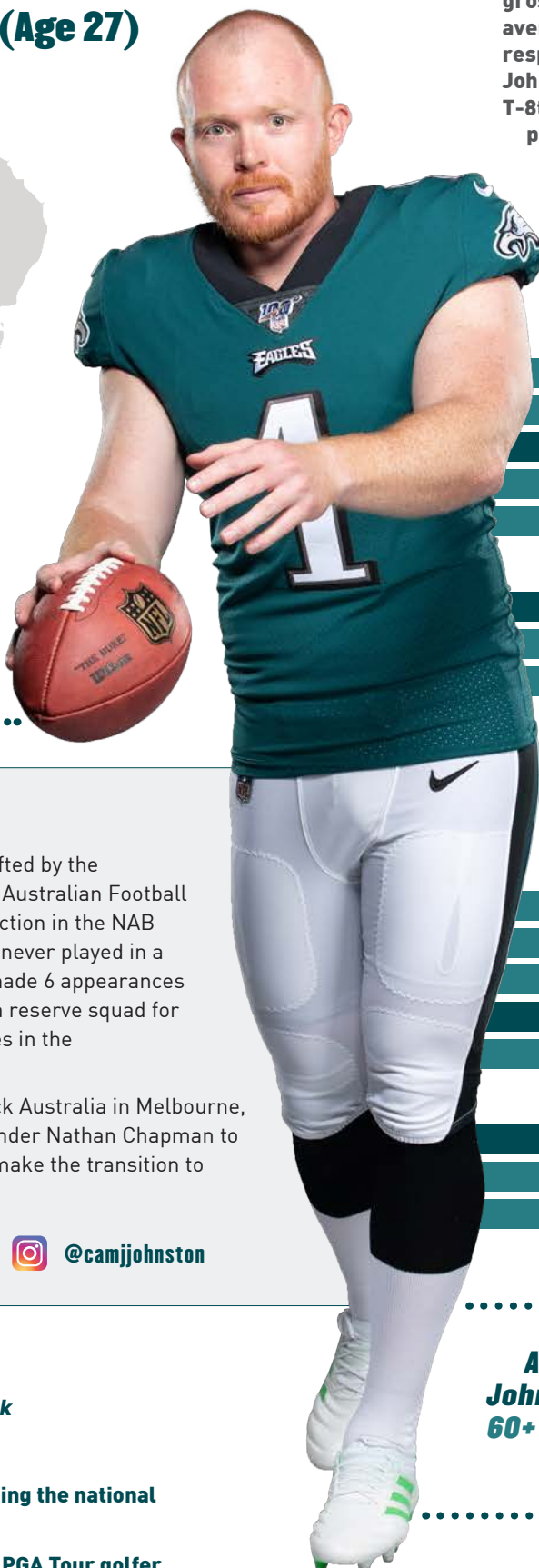


**Geelong,
Australia**

**St. Joseph's
College**



Ohio State
**UDFA ('17) by
Philadelphia**
Acquired: FA-18



GROSS PUNTING AVERAGE

NFL PLAYERS IN 2018

Andy Lee (Ari.)	48.6
Michael Dickson (Sea.)	48.2
Cameron Johnston (Phi.)	48.1
Sam Koch (Bal.)	47.4
Brett Kern (Ten.)	47.1

EAGLES SINGLE-SEASON HISTORY

Cameron Johnston (2018)	48.1
Joe Muha (1948)	47.3
Donnie Jones (2015)	47.0

(min. 40 attempts)

NET PUNTING AVERAGE

NFL PLAYERS IN 2018

Thomas Morstead (NO)	43.2
Johnny Hekker (LAR)	43.0
Rigoberto Sanchez (Ind.)	42.7
Cameron Johnston (Phi.)	42.7
Andy Lee (Ari.)	42.6

EAGLES SINGLE-SEASON HISTORY

Cameron Johnston (2018)	42.7
Donnie Jones (2015)	41.6
Donnie Jones (2016)	40.7

(min. 40 attempts)

As a first-year player in 2018, Johnston ranked T-5th in the NFL in 60+ yard punts (5) and T-8th in 50+ yard punts (28).

BIRDSEED

In 2010, Johnston was drafted by the Melbourne Demons of the Australian Football League with the 52nd selection in the NAB Rookie Draft. Although he never played in a game for Melbourne, he made 6 appearances for the Casey Scorpions, a reserve squad for Melbourne which competes in the Victorian Football League.

Johnston trained at Prokick Australia in Melbourne, where he worked with founder Nathan Chapman to hone his craft in order to make the transition to American football.

 @Cam_Johnston  @camjohnston

THREE-STEP DROP

Favorite TV show: Prison Break

Favorite music: Country

Favorite sports moment: Winning the national championship at Ohio State

If he could play another sport: PGA Tour golfer



CAREER STATISTICS

Year	Team	GP	No	Yds	Avg	Opp Ret	Yds	TB	Net Yds	Net Avg	In20	Lg	Blk	ST
2018	Philadelphia	16	61	2,937	48.1	31	194	7	2,603	42.7	24	68	0	1
Totals		16	61	2,937	48.1	31	194	7	2,603	42.7	24	68	0	1

PLAYOFFS

2018	Philadelphia	2	10	467	46.7	3	8	0	459	45.9	4	54	0	0
Totals		2	10	467	46.7	3	8	0	459	45.9	4	54	0	0



CAREER HIGHLIGHTS

- In 2018, established Eagles single-season records in gross punting average (48.1) and net punting average (42.7)

2018 - PHILADELPHIA EAGLES (16/0, 2/0)

- Set single-season team records in gross punting average (48.1) and net punting average (42.7). Placed 3rd and 4th, respectively, in the NFL in those categories
- Ranked T-5th in the NFL in 60+ yard punts (5), trailing only **Michael Dickson** (11), **Lac Edwards** (8), **Matt Haack** (8) and **Andy Lee** (8). Also finished T-8th in 50+ yard punts (28)

CAREER HIGHS

Punts	6	3x, last: 12/9/18 at Dal.
Punt Yards	313	9/6/18 vs. Atl.
Punt Long	68	9/30/18 at Ten.
Inside 20	3	3x, last: 1/13/19 at NO [Div.]
Gross Average	56.0	9/16/18 at TB
Net Average	52.3	12/16/18 at LAR

COLLEGE HIGHLIGHTS

- Finished 2nd all-time in Ohio State history with a 44.9 punting average, trailing only **Andy Groom** (45.0). Also landed 109 punts inside the 20-yard line, shattering the previous Ohio State career record of 78
- In 2016, was named Big Ten Eddleman-Fields Punter of the Year, earned first-team All-Big Ten honors and was a second-team All-America selection
- Named second-team All-Big Ten and was a semifinalist for the Ray Guy Award after ranking 2nd in the Big Ten in punting average (43.9) in 2015
- Earned honorable mention All-Big Ten recognition and was a semifinalist for the Ray Guy Award after leading the Big Ten in punting average (45.1) in 2014

2018 GAME-BY-GAME STATISTICS (PHI)

Date	Opp	No	Yds	Avg	Net	TB	In20	Lg	Blk	
Sep 6	Atl	W	6	313	52.2	47.0	1	1	65	0
Sep 16	at TB	L	5	280	56.0	46.2	1	3	65	0
Sep 23	Ind	W	3	128	42.7	42.0	0	0	52	0
Sep 30	at Ten	L	6	308	51.3	40.0	3	2	68	0
Oct 7	Min	L	4	187	46.8	41.3	0	2	57	0
Oct 11	at NYG	W	5	240	48.0	48.0	0	2	53	0
Oct 21	Car	L	3	135	45.0	41.0	0	1	53	0
Oct 28	at Jax	W	3	155	51.7	41.3	0	0	60	0
Nov 11	Dal	L	2	88	44.0	44.0	0	2	49	0
Nov 18	at NO	L	4	159	39.8	36.5	0	2	46	0
Nov 25	NYG	W	4	201	50.3	39.0	1	2	59	0
Dec 3	Was	W	2	93	46.5	46.0	0	1	50	0
Dec 9	at Dal	L	6	276	46.0	43.7	0	3	53	0
Dec 16	at LAR	W	3	155	51.7	52.3	0	2	56	0
Dec 23	Hou	W	2	96	48.0	34.0	1	0	48	0
Dec 30	at Was	W	3	123	41.0	34.3	0	1	45	0
Totals			61	2,937	48.1	42.7	7	24	68	0

PLAYOFFS

Jan 6	at Chi	W	5	226	45.2	45.2	0	1	53	0
Jan 13	at NO	L	5	241	48.2	46.6	0	3	54	0
Totals			10	467	46.7	45.9	0	4	54	0

TRANSACTIONS

- 2017** Signed by PHI as undrafted free agent
9/2/17 Waived by PHI
1/3/18 Signed by PHI to reserve/future contract

TOP-10 LONGEST PUNTS

Date	Opponent	Yds
9/30/18	at Tennessee Titans (L, 23-26) [OT]	68
9/16/18	at Tampa Bay Buccaneers (L, 21-27)	65
9/6/18	vs. Atlanta Falcons (W, 18-12)	65
9/16/18	at Tampa Bay Buccaneers (L, 21-27)	63
10/28/18	at Jacksonville Jaguars (W, 24-18)	60
11/25/18	vs. New York Giants (W, 25-22)	59
9/30/18	at Tennessee Titans (L, 23-26) [OT]	58
9/6/18	vs. Atlanta Falcons (W, 18-12)	58
10/7/18	vs. Minnesota Vikings (L, 21-23)	57
---	3x, last: 12/16/18 at L.A. Rams (W, 30-23)	56



6-0 | 181  **2nd Year**
DOB: May 21, 1996 (Age 23)



**Diamond Bar,
California**

**West Covina
High School**



Washington
D2-17 (43th overall)
by Philadelphia

THREE-STEP DROP

Nickname: Sid the Kid

Bucket list: Skydiving

Surprisingly good at: Cooking

If he could play another sport, what position/team: Center, L.A. Lakers

Players he models his game after:
 Marcus Peters, Richard Sherman,
 Desmond Trufant

Favorite athletes growing up:
 Randy Moss, Kobe Bryant

Favorite movie: Transformers

Favorite music: Hip Hop, R&B

Favorite meal: Pasta

Three favorite throwback jerseys:
 Kobe Bryant, Los Angeles Lakers;
 Kevin Durant, Seattle SuperSonics;
 Allen Iverson, Philadelphia 76ers



Sidney Jones was originally selected by the Eagles in the 2nd round (43rd overall) of the 2017 NFL Draft. Jones attended the University of Washington, where he was a two-time first-team All-Pac-12 selection (2015-16) and second-team All-America honoree in 2016. In 40 career games with the Huskies, Jones posted 145 tackles, 30 PDs, 9 INTs, 6 FFs and 3 FRs.

CAREER INTERCEPTIONS

WASHINGTON PLAYERS (SINCE 1996)

Marcus Peters (2012-14)	11
Sean Parker (2010-13)	11
Derrick Johnson (2000-04)	11
Sidney Jones (2014-16)	9
Evan Benjamin (2002-05)	8
Tony Parrish (1996-97)	8

SEASON HIGHLIGHTS

2018 - PHILADELPHIA EAGLES (9/4, 0/0)

- Made his first career start as a nickel cornerback in the 34-13 win at NYG (10/11/18)
- Recorded a career-high 8 tackles (7 solo) vs. Min. (10/7/18)

2017 - PHILADELPHIA EAGLES (13/13, 0/0)

- Activated from the Non-Football Injury List (Achilles) to the 53-man roster in Week 17 and recorded 3 tackles (2 solo) in his NFL debut vs. Dal. (12/31/17). Saw action in 29 defensive snaps at cornerback and 7 special teams snaps on the punt return unit

COLLEGE HIGHLIGHTS

- In 2016, was named second-team All-America (*Sports Illustrated*, *Football Writers*) while garnering first-team All-Pac-12 accolades
- Started all 14 games in 2016 and finished with 9 PDs, 3 INTs and 2 FFs. Named the Pac-12 Player of the Week after intercepting two passes and adding two other PDs in a win at California (11/5/16). Totaled 3 tackles and 1 FF in the Pac-12 Championship Game victory vs. Colorado (12/2/16)



CAREER STATISTICS

Year	Team	GP/S	TACKLES					PASS DEFENSE						FUMBLES			DEF SNAPS		
			Total	Solo	Asst	TFL	Sacks	Int	Yds	Lg	TD	PD	OPH	FF	FR	Yds	No	Pct	
2017	Philadelphia	1/0	3	2	1	0	0.0	0	0	--	0	0	0	0	0	0	0	29	3%
2018	Philadelphia	9/4	36	27	9	1	0.0	0	0	--	0	3	0	0	0	0	0	322	31%
Totals		10/4	39	29	10	1	0.0	0	0	--	0	3	0	0	0	0	0	---	---

PLAYOFFS																		
Year	Team	GP/S	Total	Solo	Asst	TFL	Sacks	Int	Yds	Lg	TD	PD	OPH	FF	FR	Yds	No	Pct
2017	Philadelphia	0/0	0	0	0	0	0.0	0	0	--	0	0	0	0	0	0	0	0%
2018	Philadelphia	0/0	0	0	0	0	0.0	0	0	--	0	0	0	0	0	0	0	0%
Totals		0/0	0	0	0	0	0.0	0	0	--	0	0	0	0	0	0	---	---

CAREER HIGHS

Tackles	8	10/7/18 at NYG
Sacks	--	---
INTs	--	---
PDs	1	3x, last: 12/9/18 at Dal.
FFs	--	---
FRs	--	---



COLLEGE HIGHLIGHTS (Continued)

- Started all 13 games in 2015 and finished the year as the Pac-12 leader in PDs (14). Forced a fumble, picked it up and ran 70 yards for a TD vs. California (9/26/15). Returned a 35-yard INT for a TD against Utah (11/7/15). Notched a 69-yard INT-TD and 3 other PDs vs. Washington State (11/27/15)

TRANSACTIONS

- 2017** Drafted by PHI in 2nd round (43rd overall)
Signed 4-year contract
- 9/1/17** Placed on Reserve/Non-Football Injury List
- 12/30/17** Activated to 53-man roster

BIRDSEED

Jones prepped at West Covina (CA) High School, where he was named Hacienda League Defensive Player of the Year and earned first-team All-CIF Southern Section Southeast Division honors at defensive back as a senior in 2013. Jones, who played cornerback, free safety, running back and wide receiver while also returning kicks and punts for the Bulldogs, helped lead West Covina into the CIF Southern Section Southeast Division playoffs that year as well.

As a junior in 2012, Jones received first-team All-CIF SS Southeast Division and first-team All-Hacienda League honors at defensive back and helped lead the Bulldogs to the CIF-SS Southeast Division semifinals. As a sophomore in 2011, West Covina finished the season 13-1 and won the CIF-SS Southeast Division, beating La Serna, 84-21, in the championship game. That squad scored 240 points in four postseason contests.



@SidneyJonesIV



@sidneyjonesiv



2018 GAME-BY-GAME STATISTICS (PHI)

Date	Opp	GP/S	Tot	Solo	Sk	Int	PD	FF	FR	Snaps	Pct
Sep 6	Atl	W	1/0	4	2	0.0	0	0	0	45	64%
Sep 16	at TB	L	1/0	2	0	0.0	0	0	0	31	53%
Sep 23	Ind	W	1/0	5	4	0.0	0	1	0	46	78%
Sep 30	at Ten	L	1/0	3	3	0.0	0	1	0	48	68%
Oct 7	Min	L	1/0	8	7	0.0	0	0	0	40	65%
Oct 11	at NYG	W	1/1	1	0	0.0	0	0	0	8	12%
Oct 21	Car	L	0/0	INACTIVE (HAMSTRING)							
Oct 28	at Jax	W	0/0	INACTIVE (HAMSTRING)							
Nov 11	Dal	L	0/0	INACTIVE (HAMSTRING)							
Nov 18	at NO	L	1/1	3	2	0.0	0	0	0	22	31%
Nov 25	NYG	W	0/0	INACTIVE (HAMSTRING)							
Dec 3	Was	W	1/1	4	3	0.0	0	0	0	45	100%
Dec 9	at Dal	L	1/1	6	6	0.0	0	1	0	37	37%
Dec 16	at LAR	W	0/0	INACTIVE (HAMSTRING)							
Dec 23	Hou	W	0/0	INACTIVE (HAMSTRING)							
Dec 30	at Was	W	0/0	INACTIVE (HAMSTRING)							
Totals			9/4	36	27	0.0	0	3	0	322	31%
PLAYOFFS											
Jan 6	at Chi	W	0/0	INACTIVE (HAMSTRING)							
Jan 13	at NO	L	0/0	INACTIVE (HAMSTRING)							
Totals			0/0	0	0	0.0	0	0	0	0	0%

2017 GAME-BY-GAME STATISTICS (PHI)

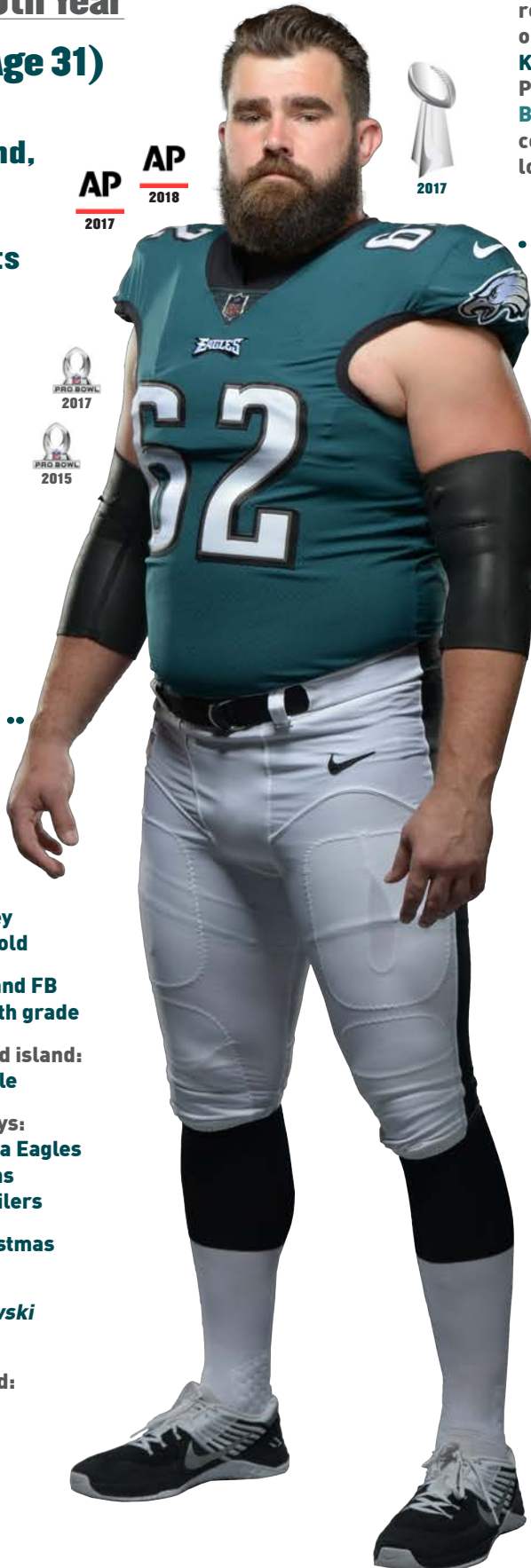
Date	Opp	GP/S	Tot	Solo	Sk	Int	PD	FF	FR	Snaps	Pct
Sep 10	at Was	W	0/0	NON-FOOTBALL INJURY LIST (ACHILLES)							
Sep 17	at KC	L	0/0	NON-FOOTBALL INJURY LIST (ACHILLES)							
Sep 24	NYG	W	0/0	NON-FOOTBALL INJURY LIST (ACHILLES)							
Oct 1	at LAC	W	0/0	NON-FOOTBALL INJURY LIST (ACHILLES)							
Oct 8	Ari	W	0/0	NON-FOOTBALL INJURY LIST (ACHILLES)							
Oct 12	at Car	W	0/0	NON-FOOTBALL INJURY LIST (ACHILLES)							
Oct 23	Was	W	0/0	NON-FOOTBALL INJURY LIST (ACHILLES)							
Oct 29	SF	W	0/0	NON-FOOTBALL INJURY LIST (ACHILLES)							
Nov 5	Den	W	0/0	NON-FOOTBALL INJURY LIST (ACHILLES)							
Nov 19	at Dal	W	0/0	NON-FOOTBALL INJURY LIST (ACHILLES)							
Nov 26	Chi	W	0/0	NON-FOOTBALL INJURY LIST (ACHILLES)							
Dec 3	at Sea	L	0/0	NON-FOOTBALL INJURY LIST (ACHILLES)							
Dec 10	at LAR	W	0/0	NON-FOOTBALL INJURY LIST (ACHILLES)							
Dec 17	at NYG	W	0/0	NON-FOOTBALL INJURY LIST (ACHILLES)							
Dec 25	Oak	W	0/0	NON-FOOTBALL INJURY LIST (ACHILLES)							
Dec 31	Dal	L	1/0	3	2	0.0	0	0	0	29	43%
Totals			1/0	3	2	0.0	0	0	0	29	3%
PLAYOFFS											
Jan 13	Atl	W	0/0	INACTIVE (HAMSTRING)							
Jan 21	Min	W	0/0	INACTIVE							
Feb 4	at NE	W	0/0	INACTIVE							
Totals			0/0	0	0	0.0	0	0	0	0	0%



6-3 | 295  **9th Year**
DOB: Nov. 5, 1987 (Age 31)



Cincinnati
D6a-11 (191st overall)
by Philadelphia



AP
2017

AP
2018



Originally selected by the Eagles in the 6th round (191st overall) of the 2011 NFL Draft out of the University of Cincinnati, **Jason Kelce** is a two-time All-Pro (2017, 2018) and Pro Bowl (2015, 2017) selection and **Super Bowl LII** champion. Kelce has started 73 consecutive games, which marks the 2nd-longest active streak among NFL centers, trailing only **Ben Jones** (80).

CAREER HIGHLIGHTS

- In 2018, named first-team **All-Pro** by the *Associated Press* for a second straight season after allowing only 1.0 sack in 16 games started. He was integral in helping block for a unit that ranked 3rd in the NFL in offensive points per game (27.0) from Weeks 12-18, when the Eagles finished the season 5-1 en route to their second consecutive playoff berth
- Named first-team **All-Pro** by the *Associated Press* after playing an integral role on the Eagles' **Super Bowl LII**-winning offensive line. In 2017, helped the team rank 3rd in the NFL in offensive points (414, tied) and rushing offense (132.2) as well as 7th in total offense (365.8)
- In 2016, earned his second **Pro Bowl** nod in three seasons after seeing action in all 1,133 of the Eagles' offensive snaps
- Voted to the **Pro Bowl** for the first time in 2014, becoming the first Eagles center to gain such recognition since **Jim Ringo** was named to his 10th Pro Bowl following the 1967 campaign
- Was the recipient of the team's **Ed Block Courage Award** in 2013. The award honors those NFL players who exemplify commitment to the principles of sportsmanship and courage and is given by a vote of the team for efforts as well as individual performance
- In 2013, helped the Eagles set a team record with 6,676 total yards and a then-team record 442 points

THREE-STEP DROP

If he could play another sport: **Center for the Philadelphia Flyers**

First job: **Worked a youth hockey camp when he was 14 years old**

First football team: **Played LB and FB for the Roxboro Rockets in 7th grade**

Three items needed on deserted island: **Duct tape, lighter, fishing pole**

Three favorite throwback jerseys: **Chuck Bednarik, Philadelphia Eagles
 Jim Brown, Cleveland Browns
 Wayne Gretzky, Edmonton Oilers**

Pregame ritual: **Listens to Christmas music and combs his beard**

Favorite movies: ***The Big Lebowski* and *The Last Gladiators***

Favorite teams/athletes as a kid: **All Cleveland teams.
 Michael Jordan, Wayne Gretzky and Jerome Bettis**



HUNGRY DOGS RUN FASTER

Dressed in Mummer's regalia at the podium atop the steps of the Philadelphia Museum of Art, Kelce closed the Eagles' Parade of Champions with an emotional, powerful and memorable speech that solidified his unique place in Philadelphia folklore. Inspired by the "underdog" theme associated with the Eagles' playoff run, Kelce delivered an ode to his teammates and the resilient spirit of the city of Philadelphia.

"It was a very real moment for myself and I think that the fans and really everybody watching it picked up on that as well, that it was really coming from the heart. It wasn't some sort of show, even though it might have looked like it with the Mummer outfit and all the spectacle around it. It was something that came from a burning place down inside that had been engrained through a lot of hard work, a lot of failures, a lot of success throughout my entire career, and the same thing with the city and this entire organization."

FOOTBALL IS FAMILY

Kelce comes from a football lineage, as his younger brother, Travis, was a teammate at Cincinnati (2008-10) as a tight end and was drafted by Kansas City in 2013. His uncle, Don Blalock, played defensive tackle for Purdue (1976-77) and his grandfather, Don Blalock, played football at Ohio University.

BIRDSEED

Kelce is the son of Donna and Ed Kelce. Donna works in banking, while Ed is a sales rep in the steel business. He cites his dad as the biggest influence on his career.

Kelce and his wife, Kylie, have two dogs, Winnie and Baloo. Kelce graduated from Cincinnati with a bachelor's degree in marketing.

CAREER STATISTICS

Year	Team	GP/S	STARTS		OFF SNAPS	
			C	No	Pct	
2011	Philadelphia	16/16	16	N/A	N/A	
2012	Philadelphia	2/2	2	136	12%	
2013	Philadelphia	16/16	16	1095	99%	
2014	Philadelphia	12/12	12	828	70%	
2015	Philadelphia	16/16	16	1156	100%	
2016	Philadelphia	16/16	16	1133	100%	
2017	Philadelphia	16/16	16	1079	95%	
2018	Philadelphia	16/16	16	1037	95%	
Totals		110/110	110	---	---	

PLAYOFFS						
2013	Philadelphia	1/1	1	58	100%	
2017	Philadelphia	3/3	3	207	100%	
2018	Philadelphia	2/2	2	119	100%	
Totals		6/6	6	---	---	

SEASON HIGHLIGHTS (Continued)

- Was named to *Dallas Morning News* columnist Rick Gosselin's NFL All-Rookie team after starting all 16 games for an offense that set a team record in first downs (356) and a then-team record in total net yards (6,386)
- Became the first Eagles rookie offensive lineman to start all 16 games since **Doug Brzezinski** did so in 1999 and the first rookie in team history to start every game at center

COLLEGE HIGHLIGHTS

- Started his final 38 games at Cincinnati during a 47-game career – 26 at left guard and 12 at center
- Started 12 games at center in 2010, and was an All-American honorable mention and All-Big East Conference first-team selection by *The NFL Draft Report*
- As a junior in 2009, earned All-Big East Conference second-team honors while starting all 13 games at left guard
- In 2008, earned Sophomore All-American third-team and All-Big East Conference second-team honors from *The NFL Draft Report* in his first season as a starter
- In 2007, the former walk-on linebacker added more than 40 pounds to his frame during the offseason, shifting to the offensive line, where he competed in nine games as a reserve at center and both offensive guard positions
- Joined the team as a walk-on in 2006, earning Scout Team Defensive Player of the Year honors as a 240-pound LB

TRANSACTIONS

- 2011** Drafted by PHI in 6th round (191st overall)
Signed 4-year contract
- 9/8/12** Placed on Injured Reserve (knee)
- 2/27/14** Signed by PHI to a 7-year contract through 2020
- 3/2/19** Agreed to terms with PHI on a 1-year contract extension through 2021



6-1 | 215  **4th Year**
DOB: May 11, 1993 (Age 26)

Cody Kessler was signed by Philadelphia during the 2019 offseason after spending one year with Jacksonville in 2018. Originally a 3rd-round pick (93rd overall) by Cleveland in 2016, Kessler has completed 224-of-349 (64.2%) attempts for 2,215 yards, 8 TDs, 5 INTs and an 83.7 passer rating in 17 career games (12 starts). The Bakersfield, CA, native played collegiately at USC, where he enjoyed a record-breaking career.



Bakersfield, California

Centennial High School



USC

**D3-16 (93rd overall)
 by Cleveland
 Acquired: FA-19**

MOST PASSING YARDS

USC ALL-TIME HISTORY

Matt Barkley (2009-12)	12,327
Carson Palmer (1998-2002)	11,818
Matt Leinart (2003-05)	10,693
Cody Kessler (2012-15)	10,339
Rob Johnson (1991-94)	8,472

MOST PASSING TDs

USC ALL-TIME HISTORY

Matt Barkley (2009-12)	116
Matt Leinart (2003-05)	99
Cody Kessler (2012-15)	88
Carson Palmer (1998-2002)	72
Rob Johnson (1991-94)	58

THREE-STEP DROP

Surprisingly good at: **Playing guitar**

Hobbies: **Enjoys summer country festivals and concerts in his spare time**

Favorite musicians: **Luke Bryan and Toby Keith**

SEASON HIGHLIGHTS

2018 - JACKSONVILLE JAGUARS (5/4)

- Started 4 consecutive games during Weeks 13-16, completing 64-of-101 (63.4%) attempts for 553 yards, 1 TD, 1 INT and a 76.9 passer rating
- Registered his first career win as a starting QB after posting 150 yards on 18-of-24 (75.0%) passing in the 6-0 victory vs. Ind. (12/2/18)

2017 - CLEVELAND BROWNS (3/0)

- Totaled 126 yards, 0 TDs and 1 INT

2016 - CLEVELAND BROWNS (9/8)

- Set Browns rookie records in passer rating (92.3), completion percentage (65.5%) and fewest INTs thrown (2)
- Completed 21-of-33 (63.6%) attempts for 244 yards and an 85.9 rating in his NFL debut at Mia. (9/25/16)

BIRDSEED

Kessler attended Centennial (CA) High School, where he earned All-America honors as a senior and threw for 2,831 yards, 36 TDs and 2 INTs in his final season. He was named *Bakersfield Californian* Area Player of the Year as a junior, passing for 2,195 yards, 14 TDs and 6 INTs. Kessler also played basketball, averaging 29.5 points and 11.0 rebounds per game.



CAREER STATISTICS

Year	Team	GP/S	PASSING										RUSHING					OFF SNAPS	
			Att	Cmp	Pct	Yds	Y/A	TD	Int	Lg	Sk/Yds	Rate	Att	Yds	Avg	Lg	TD	No	Pct
2016	Cleveland	9/8	195	128	65.6	1,380	7.1	6	2	44	21/140	92.3	11	18	1.6	8	0	349	34%
2017	Cleveland	3/0	23	11	47.8	126	5.5	0	1	31	6/48	46.6	1	-1	-1.0	-1	0	48	4%
2018	Jacksonville	5/4	131	85	64.9	709	5.4	2	2	35	22/149	77.4	19	123	6.5	21	0	263	25%
Totals		17/12	349	224	64.2	2,215	6.3	8	5	44	49/337	83.7	31	140	4.5	21	0	---	---

ADDITIONAL STATISTICS

Fumbles/Lost: 9/6 - 2018 (5/4), 2016 (4/2)

CAREER HIGHS

Pass Attempts	43	12/6/18 at Ten.
Completions	28	10/2/16 at Was.
Passing Yards	336	10/16/16 at Ten.
Yards/Attempt	8.2	10/16/16 at Ten.
Passing Long	44	11/6/16 vs. Dal.
Passing TDs	2	10/16/16 at Ten.
Completion %	75.0	12/2/18 vs. Ind.
Passer Rating	105.3	10/16/16 at Ten.
Rush Attempts	6	12/16/18 vs. Was.
Rushing Yards	68	12/16/18 vs. Was.
Rushing Long	21	12/16/18 vs. Was.
Rushing TDs	--	---



COLLEGE HIGHLIGHTS

- Played in 51 games (41 starts) during his collegiate career at USC. Completed 851-of-1,261 (67.5%) attempts for 10,339 yards, 88 TDs and 19 INTs
- Ranks 3rd in Trojans history in career TDs and completions and 4th in passing yards. Set USC records in completion percentage and INT rate (1.51%)
- Earned All-Pac-12 honorable mention after throwing for 3,536 yards, 29 TDs and 7 INTs on 298-of-446 (66.8%) passing in 14 starts as a senior in 2015
- Recorded the most efficient passing season in USC history en route to All-Pac-12 honorable mention accolades as a junior in 2014, completing a school-record 69.7% of his passes and throwing for 39 TDs and 5 INTs. Completed a school-record 315 passes for 3,826 yards and finished with the highest passing efficiency (167.1) in program history
- Named All-Pac-12 honorable mention after completing 236-of-361 (65.4%) attempts for 2,968 yards, 20 TDs and 7 INTs in 14 starts as a sophomore in 2013

TRANSACTIONS

- 2016** Drafted by CLE in 3rd round (93rd overall)
Signed 4-year contract
- 3/28/18** Acquired by JAX from CLE in exchange for 2019 conditional 7th-round draft choice
- 5/9/19** Waived by JAX
- 5/13/19** Signed by PHI

100+ RATING GAMES (2)

Date	Opponent	Rating
10/16/16	at Tennessee Titans (L, 26-28)	105.3
11/6/16	vs. Dallas Cowboys (L, 10-35)	104.4

300+ YARD GAMES (1)

Date	Opponent	Yards
10/16/16	at Tennessee Titans (L, 26-28)	336



2018 GAME-BY-GAME STATISTICS (JACKSONVILLE)

Date	Opp	GP/S	PASSING										RUSHING					SNAPS		
			Att	Cmp	Pct	Yds	Y/A	TD	Int	Lg	Sk/Yds	Rat	Att	Yds	Avg	Lg	TD	No	Pct	
Sep 9	at NYG	W	0/0	DID NOT PLAY																
Sep 16	NE	W	0/0	DID NOT PLAY																
Sep 23	Ten	L	0/0	DID NOT PLAY																
Sep 30	NYJ	W	0/0	DID NOT PLAY																
Oct 7	at KC	L	0/0	DID NOT PLAY																
Oct 14	at Dal	L	0/0	DID NOT PLAY																
Oct 21	Hou	L	1/0	30	21	70.0	156	5.2	1	1	15	4/28	79.3	2	8	4.0	6	0	38	56%
Oct 28	Phi	L	0/0	DID NOT PLAY																
Nov 11	at Ind	L	0/0	DID NOT PLAY																
Nov 18	Pit	L	0/0	DID NOT PLAY																
Nov 25	at Buf	L	0/0	DID NOT PLAY																
Dec 2	Ind	W	1/1	24	18	75.0	150	6.3	0	0	23	3/18	90.6	5	28	5.6	11	0	58	100%
Dec 6	at Ten	L	1/1	43	25	58.1	240	5.6	1	0	35	4/45	81.5	5	17	3.4	10	0	71	100%
Dec 16	Was	L	1/1	17	9	52.9	57	3.4	0	1	13	6/37	35.7	6	68	11.3	21	0	52	100%
Dec 23	at Mia	W	1/1	17	12	70.6	106	6.2	0	0	22	5/21	86.9	1	2	2.0	2	0	44	66%
Dec 30	at Hou	L	0/0	DID NOT PLAY																
Totals			5/4	131	85	64.9	709	5.4	2	2	35	22/149	77.4	19	123	6.5	21	0	263	25%

2017 GAME-BY-GAME STATISTICS (CLEVELAND)

Date	Opp	GP/S	PASSING										RUSHING					SNAPS		
			Att	Cmp	Pct	Yds	Y/A	TD	Int	Lg	Sk/Yds	Rat	Att	Yds	Avg	Lg	TD	No	Pct	
Sep 10	Pit	L	0/0	INACTIVE																
Sep 17	at Bal	L	0/0	INACTIVE																
Sep 24	at Ind	L	0/0	INACTIVE																
Oct 1	Cin	L	0/0	INACTIVE																
Oct 8	NYJ	L	0/0	INACTIVE																
Oct 15	at Hou	L	0/0	INACTIVE																
Oct 22	Ten	L	1/0	19	10	52.6	121	6.4	0	1	31	2/17	50.5	1	-1	-1.0	-1	0	38	52%
Oct 29	Min	L	0/0	DID NOT PLAY																
Nov 12	at Det	L	1/0	3	1	33.3	5	1.7	0	0	5	3/22	42.4	0	0	---	--	0	7	9%
Nov 19	Jax	L	0/0	DID NOT PLAY																
Nov 26	at Cin	L	1/0	1	0	0.0	0	0.0	0	0	--	1/9	39.6	0	0	---	--	0	3	4%
Dec 3	at LAC	L	0/0	DID NOT PLAY																
Dec 10	GB	L	0/0	INACTIVE																
Dec 17	Bal	L	0/0	INACTIVE																
Dec 24	at Chi	L	0/0	INACTIVE																
Dec 31	at Pit	L	0/0	INACTIVE																
Totals			3/0	23	11	47.8	126	5.5	0	1	31	6/48	46.6	1	-1	-1.0	-1	0	48	4%



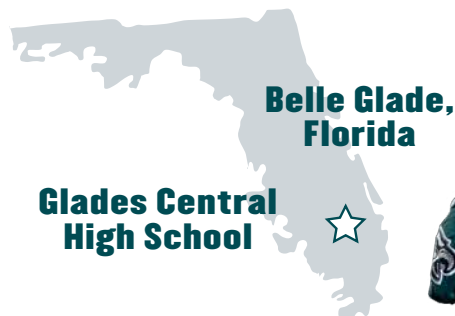
2016 GAME-BY-GAME STATISTICS (CLEVELAND)

Date	Opp	GP/S	PASSING										RUSHING					SNAPS		
			Att	Cmp	Pct	Yds	Y/A	TD	Int	Lg	Sk/Yds	Rat	Att	Yds	Avg	Lg	TD	No	Pct	
Sep 11	at Phi	L	0/0	INACTIVE																
Sep 18	Bal	L	0/0	DID NOT PLAY																
Sep 25	at Mia	L	1/1	33	21	63.6	244	7.4	0	0	40	3/17	85.9	2	-1	-0.5	0	0	68	83%
Oct 2	at Was	L	1/1	40	28	70.0	223	5.6	1	1	14	1/6	81.6	2	2	1.0	2	0	71	99%
Oct 9	NE	L	1/1	8	5	62.5	62	7.8	1	0	18	0/0	126.0	1	0	0.0	0	0	14	22%
Oct 16	at Ten	L	1/1	41	26	63.4	336	8.2	2	0	43	6/36	105.3	1	3	3.0	3	0	65	97%
Oct 23	at Cin	L	1/1	11	9	81.8	82	7.5	0	0	21	0/0	97.7	1	-2	-2.0	-2	0	20	31%
Oct 30	NYJ	L	0/0	INACTIVE																
Nov 6	DaI	L	1/1	27	19	70.4	203	7.5	1	0	44	4/26	104.4	2	11	5.5	8	0	44	100%
Nov 10	at Bal	L	1/1	18	11	61.1	91	5.1	1	0	25	1/10	92.6	1	3	3.0	3	0	28	56%
Nov 20	Pit	L	1/1	14	7	50.0	128	9.1	0	1	36	4/34	52.1	1	2	2.0	2	0	29	44%
Nov 27	NYG	L	0/0	INACTIVE																
Dec 11	Cin	L	0/0	DID NOT PLAY																
Dec 18	at Buf	L	0/0	DID NOT PLAY																
Dec 24	SD	W	1/0	3	2	66.7	11	3.7	0	0	9	2/11	72.9	0	0	---	--	0	10	14%
Jan 1	at Pit	L	0/0	DID NOT PLAY																
Totals			9/8	195	128	65.6	1,380	7.1	6	2	44	21/140	92.3	11	18	1.6	8	0	349	34%



5-10 | 190  **4th Year**

DOB: July 25, 1994 (Age 25)



**Belle Glade,
Florida**

**Glades Central
High School**



**Florida Atlantic
UDFA ('16) by
New England
Acquired: W-Det-18**



Cre'Von LeBlanc was claimed by the Eagles off waivers from Detroit in Week 10 of 2018 and quickly earned a prominent role on defense. LeBlanc saw action in 8 regular-season games (4 starts) in midnight green, totaling 32 tackles (26 solo) and 5 PDs, while adding 11 stops (8 solo), 3 PDs and 1 INT (**Drew Brees** - Divisional Round at New Orleans) in 2 playoff contests. A Florida native, LeBlanc was originally signed by New England as an undrafted free agent and spent the first two years of his career with the Bears.

MOST INTERCEPTIONS

NFL ROOKIES IN 2016

Briean Boddy-Calhoun (Cle.)	3
Artie Burns (Pit.)	3
Deion Jones (Atl.)	3
Cre'Von LeBlanc (Chi.)	2
Several players tied	2

NFL UNDRAFTED ROOKIES IN 2016

Briean Boddy-Calhoun (Cle.)	3
Cre'Von LeBlanc (Chi.)	2
Several players tied	1

SEASON HIGHLIGHTS

2018 - LIONS & EAGLES (11/4, 2/1)

- Intercepted **Drew Brees** on the Saints' first play from scrimmage of the Divisional Round playoff game at NO (1/13/19). Became the first NFL player to record an INT on an opponent's first play from scrimmage in a playoff game since **Domonique Rodgers-Cromartie** vs. Green Bay on 1/10/10 with Arizona. Finished the game with 7 tackles and 2 PDs
- Logged a career-high 8 tackles (7 solo) and a PD in the team's Week 15 win at LAR (12/16/18)
- Started his first game as an Eagle vs. Was. (12/3/18) and notched 5 tackles, including a TFL, and 1 PD

2017 - CHICAGO BEARS (15/1)

- Saw action in a career-high 15 games (1 start) and finished with 15 tackles (12 solo), 1.0 sack, 3 PDs and 1 FF

2016 - CHICAGO BEARS (13/9)

- Started nine games as a rookie and finished the season with 46 tackles, two INTs, 10 PDs and a TD. Also logged five punt returns for 43 yards (8.6 avg.)
- Logged the second pick of his career when he intercepted Vikings QB **Sam Bradford** in the end zone at Min. (1/1/17)
- Returned his first NFL interception for a TD when he picked off Lions QB **Matthew Stafford** at Det. (12/11/16). The 24-yard INT return gave Chicago a 17-13 lead in the fourth quarter

COLLEGE HIGHLIGHTS

- Earned All-Conference USA honors and was named the Owls' defensive MVP after notching four INTs during his senior season (2015)



CAREER STATISTICS

Year	Team	GP/S	TACKLES					PASS DEFENSE						FUMBLES			DEF SNAPS		
			Total	Solo	Asst	TFL	Sacks	Int	Yds	Lg	TD	PD	OPH	FF	FR	Yds	No	Pct	
2016	Chicago	13/9	46	36	10	0	0.0	2	24	24t	1	10	0	0	0	0	0	695	65%
2017	Chicago	15/1	15	12	3	0	1.0	0	0	--	0	3	0	1	0	0	212	20%	
2018	Detroit	3/0	2	2	0	0	0.0	0	0	--	0	0	0	0	0	0	29	6%	
	Philadelphia	8/4	32	26	6	1	0.0	0	0	--	0	5	0	0	0	0	351	34%	
	<i>Totals</i>	<i>11/4</i>	<i>34</i>	<i>28</i>	<i>6</i>	<i>1</i>	<i>0.0</i>	<i>0</i>	<i>0</i>	<i>--</i>	<i>0</i>	<i>5</i>	<i>0</i>	<i>0</i>	<i>0</i>	<i>0</i>	<i>---</i>	<i>---</i>	
Totals		39/14	95	76	19	1	1.0	2	24	24t	1	18	0	1	0	0	---	---	

PLAYOFFS

2018	Philadelphia	2/1	11	8	3	0	0.0	1	0	0	0	3	0	0	0	0	108	77%
Totals		2/1	11	8	3	0	0.0	1	0	0	0	3	0	0	0	0	---	---

ADDITIONAL STATISTICS

Punt Returns: 5-43 - 2016 (5-43) **Special Teams Tackles:** 3 - 2018 (1), 2017 (2) **Postseason Special Teams Tackles:** 1 - 2018 (1)

CAREER HIGHS

Tackles	8	12/16/18 at LAR
Sacks	1.0	11/12/17 vs. GB
INTs	1	3x, last: 1/13/19 at NO (Div.)
PDs	3	2x, last: 12/11/16
FFs	1	11/26/17 at Phi.
FRs	--	---

2018 GAME-BY-GAME STATISTICS (DET & PHI)

Date	Opp	GP/S	Tot	Solo	Sk	Int	PD	FF	FR	Snaps	Pct
Sep 10	NYJ	L	---	LIONS PRACTICE SQUAD							
Sep 16	at SF	L	---	LIONS PRACTICE SQUAD							
Sep 23	NE	W	---	LIONS PRACTICE SQUAD							
Sep 30	at Dal	L	---	LIONS PRACTICE SQUAD							
Oct 7	GB	W	1/0	1	1	0.0	0	0	0	26	32%
Oct 21	at Mia	W	1/0	0	0	0.0	0	0	0	0	0%
Oct 28	Sea	L	1/0	1	1	0.0	0	0	0	3	5%
WAIVED BY LIONS (11/3/18)											
CLAIMED BY EAGLES OFF WAIVERS (11/5/18)											
Nov 11	Dal	L	1/0	0	0	0.0	0	0	0	0	0%
Nov 18	at NO	L	1/0	4	2	0.0	0	1	0	44	63%
Nov 25	NYG	W	1/0	4	2	0.0	0	2	0	45	73%
Dec 3	Was	W	1/1	5	5	0.0	0	1	0	34	76%
Dec 9	at Dal	L	1/1	5	5	0.0	0	0	0	71	72%
Dec 16	at LAR	W	1/1	8	7	0.0	0	1	0	74	97%
Dec 23	Hou	W	1/0	3	2	0.0	0	0	0	41	63%
Dec 30	at Was	W	1/1	3	3	0.0	0	0	0	42	93%
Totals		11/4	34	28	0.0	0	5	0	0	---	--
PLAYOFFS											
Jan 6	at Chi	W	1/0	4	3	0.0	0	1	0	51	80%
Jan 13	at NO	L	1/1	7	5	0.0	1	2	0	57	74%
Totals		2/1	11	8	0.0	1	3	0	0	108	77%



COLLEGE HIGHLIGHTS (Continued)

- Logged the first two INTs of his career as a junior in 2014. Returned the first pick of his career 76 yards for a TD against University of Texas at San Antonio

TRANSACTIONS

- 2016** Signed by NE as UDFA
- 9/3/16** Waived by NE
- 9/4/16** Claimed by CHI off waivers from NE
- 9/1/18** Waived by CHI
- 9/3/18** Signed by DET to practice squad
- 10/6/18** Signed by DET from practice squad to active roster
- 11/3/18** Waived by DET
- 11/5/18** Claimed by PHI off waivers from DET



2017 GAME-BY-GAME STATISTICS (CHI)

Date	Opp	GP/S	Tot	Solo	Sk	Int	PD	FF	FR	Snaps	Pct
Sep 10	Atl	L	1/0	0	0	0.0	0	0	0	0	0%
Sep 17	at TB	L	1/0	1	1	0.0	0	0	0	5	7%
Sep 24	Pit	W	1/0	0	0	0.0	0	0	0	0	0%
Sep 28	at GB	L	1/0	0	0	0.0	0	0	0	0	0%
Oct 9	Min	L	1/0	0	0	0.0	0	0	0	0	0%
Oct 15	at Bal	W	1/0	0	0	0.0	0	0	0	0	0%
Oct 22	Car	W	1/0	0	0	0.0	0	0	0	0	0%
Oct 29	at NO	L	1/0	1	1	0.0	0	0	0	33	54%
Nov 12	GB	L	1/1	3	2	1.0	0	0	0	37	56%
Nov 19	Det	L	1/0	3	2	0.0	0	1	0	48	76%
Nov 26	at Phi	L	1/0	7	6	0.0	0	2	1	49	63%
Dec 3	SF	L	1/0	0	0	0.0	0	0	0	30	40%
Dec 10	at Cin	W	1/0	0	0	0.0	0	0	0	2	4%
Dec 16	at Det	L	1/0	0	0	0.0	0	0	0	0	0%
Dec 24	Cle	W	1/0	DID NOT PLAY							
Dec 31	at Min	L	1/0	0	0	0.0	0	0	0	8	11%
Totals			15/1	15	12	1.0	0	3	1	0	22%

2016 GAME-BY-GAME STATISTICS (CHI)

Date	Opp	GP/S	Tot	Solo	Sk	Int	PD	FF	FR	Snaps	Pct
Sep 11	at Hou	L	0/0	INACTIVE							
Sep 19	Phi	L	0/0	INACTIVE							
Sep 25	at Dal	L	1/0	2	1	0.0	0	0	0	32	47%
Oct 2	Det	W	1/0	3	2	0.0	0	0	0	48	76%
Oct 9	at Ind	L	1/0	2	1	0.0	0	2	0	55	81%
Oct 16	Jax	L	1/0	2	1	0.0	0	0	0	46	77%
Oct 20	at GB	L	1/1	6	6	0.0	0	3	0	82	94%
Oct 31	Min	W	1/1	4	3	0.0	0	0	0	60	98%
Nov 13	at TB	L	1/1	5	2	0.0	0	1	0	72	96%
Nov 20	at NYG	L	1/1	4	4	0.0	0	0	0	26	39%
Nov 27	Ten	L	1/1	5	4	0.0	0	2	0	56	97%
Dec 4	SF	W	1/1	3	3	0.0	0	0	0	56	97%
Dec 11	at Det	L	1/1	4	4	0.0	1	3	0	72	100%
Dec 18	GB	L	1/1	4	3	0.0	0	2	0	30	48%
Dec 24	Was	L	0/0	INACTIVE (KNEE)							
Jan 1	at Min	L	1/1	2	2	0.0	1	0	0	30	48%
Totals			13/9	48	36	0.0	2	13	0	695	65%




6-2 | 249  **3rd Year**
DOB: Sept. 9, 1992 (Age 26)

**Middletown,
New Jersey**

**Middletown South
High School** 



Old Dominion
UDFA ('15) by Chicago
Acquired: FA-16



Rick Lovato was signed by the Eagles in Week 15 of 2016 and has helped bring stability and success to Philadelphia's special teams units. In his first full season as the long snapper in 2017, Lovato helped rookie kicker **Jake Elliott** connect on the longest FGs in Eagles regular-season (61 yards) and postseason history (53 yards). In 2018, he snapped for first-year punter **Cameron Johnston**, who set franchise records in both gross punting average (48.1) and net punting average (42.7).

CAREER HIGHLIGHTS

- In 2018, snapped for first-year punter **Cameron Johnston**, who set team records in both gross punting average (48.1) and net punting average (42.7)
- In his first full season as Philadelphia's long snapper in 2017, helped rookie kicker **Jake Elliott** kick the longest FGs in Eagles regular-season (61 yards) and playoff history (53 yards)

COLLEGE HIGHLIGHTS

- Served as Old Dominion's long snapper in all 50 games during his four-year career. Earned FCS All-America honors in 2012

TRANSACTIONS

2015	Signed by CHI as UDFA
8/31/15	Waived by CHI
12/22/15	Signed by GB
9/3/16	Waived by GB
11/19/16	Signed by WAS
11/29/16	Waived by WAS
12/12/16	Signed by PHI

BIRDSEED

Lovato began long-snapping as a freshman at Middletown South (NJ) High School, where he also played center and defensive line. Following his senior year, Lovato was named third-team all-Monmouth County and was an all-conference selection.

 [@TheSnappingLife](#)  [@ricklovato45](#)

THREE-STEP DROP

First job: Worked at his dad's sub shop

Hobbies: Playing guitar and skateboarding

Surprisingly good at: "Flexibility. I'm probably the most flexible person on the team."

Favorite athlete growing up: Derek Jeter

Favorite movie: *Fast and Furious*

Favorite TV show: *The Office*

CAREER SERVICE

			ST
Year	Team	GP	T
2015	Green Bay	2	0
2016	Washington	2	0
	Philadelphia	3	0
	<i>Totals</i>	5	0
2017	Philadelphia	16	4
2018	Philadelphia	16	3
Totals		39	7

PLAYOFFS

2015	Green Bay	2	0
2017	Philadelphia	3	0
2018	Philadelphia	2	0
Totals		7	0



5-9 | 184  **2nd Year**
DOB: March 31, 1996 (Age 23)



Pitt
Pittsburgh
D4a-18 (125th overall)
by Philadelphia



Originally selected by the Eagles in the 4th round (125th overall) of the 2018 NFL Draft, **Avonte Maddox** put his versatility on display as a rookie and played a valuable role at the cornerback, nickel and safety positions. One of the top defensive backs in the ACC during his time at the University of Pittsburgh, the Detroit native produced 183 tackles (136 solo), 42 PDs, 8 INTs (including 2 TDs), 7.0 sacks, 3 FFs and 1 FR in 46 career games.

MOST INTERCEPTIONS

ACC PLAYERS (2015-17)

T. Washington (Louisville)	10
Greg Stroman (Va. Tech)	9
C. Tankersley (Clemson)	9
Chucky Williams (Louisville)	9
Avonte Maddox (Pitt)	8
Lukas Denis (BC)	8
T. McFadden (FSU)	8

ACC PLAYERS (2015-17)

Avonte Maddox	8
Dane Jackson	3
Terrish Webb	3
Jordan Whitehead	3
Saleem Brightwell	2
Matt Galambos	2
Ryan Lewis	2

MOST SACKS

ACC DEFENSIVE BACKS IN 2017

4.0	Avonte Maddox (Pitt)
3.0	C.J. Avery (Louisville)
3.0	Shawn Boone (NC State)
2.0	Amari Carter (Miami)
2.0	Terrell Edmunds (Va. Tech)
2.0	Mook Reynolds (Va. Tech)
2.0	M.J. Stewart (UNC)

THREE-STEP DROP

Hobbies: **Bowling and playing video games**

Surprisingly good at: **Playing the piano**

Favorite movie: **All About the Benjamins**

Favorite TV show: **The Flash**

Favorite music: **R&B and hip-hop**

Favorite meal: **Crab legs and shrimp**

If he could play another sport, what position/team:
Shortstop, Detroit Tigers

SEASON HIGHLIGHTS

2018 - PHILADELPHIA EAGLES (13/9, 2/2)

- Registered a split sack of Texans QB **Deshawn Watson** vs. Hou. (12/23/18)
- Intercepted Rams QB **Jared Goff** in the 30-23 road win at LAR (12/16/18)
- Forced a fumble of Jaguars WR **Keelan Cole** at Jax. (10/28/18) which was recovered by **Malcolm Jenkins**. Became the 1st Eagles rookie DB to force a fumble since **Brandon Boykin** on 12/23/12 (vs. Was.)
- Made his 1st-career start and played every defensive snap vs. Min. (10/7/18)
- Picked off **Marcus Mariota** for his 1st-career INT at Ten. (9/30/18). The takeaway set up a 27-yard FG to give the Eagles a 10-3 halftime lead



CAREER STATISTICS

Year	Team	GP/S	TACKLES					PASS DEFENSE					FUMBLES			DEF SNAPS		
			Total	Solo	Asst	TFL	Sacks	Int	Yds	Lg	TD	PD	QPH	FF	FR	Yds	No	Pct
2018	Philadelphia	13/9	50	43	7	2	0.5	2	23	23	0	7	1	1	0	0	540	52%
Totals		13/9	50	43	7	2	0.5	2	23	23	0	7	1	1	0	0	---	---

PLAYOFFS

2018	Philadelphia	2/2	17	13	4	0	0.0	0	0	--	0	4	0	0	0	0	135	96%
Totals		2/2	17	13	4	0	0.0	0	0	--	0	4	0	0	0	0	---	---

ADDITIONAL STATISTICS

Special Teams Tackles: 5 - 2018 (5)

CAREER HIGHS

Tackles	10	1/13/19 at NO (Div.)
Sacks	0.5	12/23/18 vs. Hou.
INTs	1	2x, last: 12/16/18 at LAR
PDs	3	1/6/19 at Chi. (WC)
FFs	1	10/28/18 at Jax.
FRs	--	---

COLLEGE HIGHLIGHTS

- One of the top defensive backs in the ACC during his time at Pitt. In 46 career games, produced 183 tackles (136 solo), 42 PDs, 8 INTs (including 2 TDs), 7.0 sacks, 3 FFs and 1 FR
- From 2015-17, his 8 career INTs led the Panthers and tied for 5th in the ACC
- As a senior in 2017, posted a team-high 11 PDs and 2 INTs. Also ranked 2nd in the ACC with a team-leading 3 FFs and led all ACC defensive backs with a career-high 4.0 sacks
- Following his senior season, earned All-ACC honors from the league's coaches and *Associated Press*. Also named the Eastern College Athletic Conference (ECAC) Defensive Player of the Year
- Led the Panthers with 3 INTs and 11 PDs (tied) for the second straight season as a junior in 2016. Closed out the Panthers' win over Marshall with a 33-yard INT-TD (10/1/16)
- Received All-ACC recognition after leading Pitt with 3 INTs and 15 PDs as a sophomore in 2015. Blocked an extra-point attempt in the Military Bowl (12/28/15). Had a career-high 4 PDs and 30-yard INT-TD vs. Louisville (11/21/15). Returned a kickoff 89 yards for a TD vs. Youngstown State (9/5/15)

TRANSACTIONS

2018 Drafted by PHI in 4th round (125th overall)
Signed 4-year contract

2018 GAME-BY-GAME STATISTICS (PHI)

Date	Opp	GP/S	Tot	Solo	Sk	Int	PD	FF	FR	Snaps	Pct	
Sep 6	Atl	W	1/0	0	0	0.0	0	0	0	0	0%	
Sep 16	at TB	L	1/0	0	0	0.0	0	0	0	0	0%	
Sep 23	Ind	W	1/0	0	0	0.0	0	0	0	0	0%	
Sep 30	at Ten	L	1/0	3	2	0.0	1	1	0	20	28%	
Oct 7	Min	L	1/1	7	6	0.0	0	0	0	62	100%	
Oct 11	at NYG	W	1/1	6	6	0.0	0	0	0	65	100%	
Oct 21	Car	L	1/1	5	5	0.0	0	0	0	58	98%	
Oct 28	at Jax	W	1/1	6	4	0.0	0	0	1	64	100%	
Nov 11	Dal	L	1/1	7	4	0.0	0	0	0	68	99%	
Nov 18	at NO	L	1/1	2	2	0.0	0	1	0	17	24%	
Nov 25	NYG	W	0/0	INACTIVE (ANKLE, KNEE)								
Dec 3	Was	W	0/0	INACTIVE (ANKLE, KNEE)								
Dec 9	at Dal	L	0/0	INACTIVE (ANKLE, KNEE)								
Dec 16	at LAR	W	1/1	6	6	0.0	1	2	0	76	100%	
Dec 23	Hou	W	1/1	5	5	0.5	0	2	0	65	100%	
Dec 30	at Was	W	1/1	3	3	0.0	0	1	0	45	100%	
Totals			13/9	50	43	0.5	2	7	1	0	540	52%

PLAYOFFS

Jan 6	at Chi	W	1/1	7	6	0.0	0	3	0	64	100%
Jan 13	at NO	L	1/1	10	7	0.0	0	1	0	71	92%
Totals			2/2	17	13	0.0	0	4	0	135	96%

BIRDSEED

One of the top athletes in the state of Michigan, Maddox played only two years of football at Martin Luther King (Detroit) High School as a slot receiver, running back, defensive back and kick returner. He also played baseball and basketball. Maddox is the son of Michael and Melanie Jackson and has two brothers and one sister. Maddox majored in communication at Pitt.

@2live_AM @2live_am




6-8 | 346  **2nd Year**
DOB: March 31, 1997 (Age 22)



**Sydney,
Australia**



**D7-18 (233rd overall)
by Philadelphia**



A former professional rugby player and an Australian native of Samoan heritage, **Jordan Mailata** (pronounced my-LOT-uh) was originally selected by Philadelphia in the 7th round (233rd overall) of the 2018 NFL Draft, despite having no prior football experience. In 2017, Mailata, who was a front rower for the National Rugby League's South Sydney Rabbitohs, entered the NFL's International Pathway program and conducted his training at IMG Academy in Florida.

BIRDSEED

Mailata's size was no longer compatible for playing rugby, as he was asked to drop 50 pounds from his 310-pound playing weight. That goal quickly became unrealistic given his 10-percent body fat.

Mailata played rugby for the South Sydney Rabbitohs, a club owned by actor Russell Crowe.

Mailata, who was born Lafoga Jordan Mailata, is named after NBA legend Michael Jordan.

THREE-STEP DROP

- First job:** McDonald's
- Hobbies:** Playing guitar
- Desired talent:** Swimming
- If he could play another sport:** Horse jockey
- Player he models his game after:** Jason Peters
- Favorite athlete growing up:** Usain Bolt
- Moment left star struck:** Getting drafted
- Favorite sports moment:** Winning the Rugby Grand Final when he was 14 years old
- Favorite quote:** "You think darkness is your ally? I was born in it, molded by it." - Bane, *The Dark Knight Rises*
- Favorite movies:** *The Lord of the Rings* trilogy and *Star Wars* movies
- Favorite TV show:** *The Walking Dead*
- Favorite music:** Everything

CAREER STATISTICS

			OFF SNAPS	
Year	Team	GP/S	No	Pct
2018	Philadelphia	0/0	0	0%
Totals		0/0	---	---

CAREER HIGHLIGHTS

- Selected by the Eagles as an offensive tackle in the 7th round (233rd overall) of the 2018 NFL Draft

TRANSACTIONS

- 2018** Drafted by PHI in 7th round (233rd overall)
Signed 4-year contract
- 12/14/18** Placed on Injured Reserve (back)

S RODNEY MCLEOD 23



5-10 | 195  **8th Year**
DOB: June 23, 1990 (Age 29)

Hyattsville, Maryland

DeMatha Catholic High School



Virginia
UDFA ('12) by St. Louis
Acquired: FA-LAR-16

THREE-STEP DROP

Hobbies: Puzzles and video games

Bucket list: Ride in a helicopter, skydive and travel to Paris

If he could be any superhero: Batman

Favorite movies: *Any Given Sunday*, *The Dark Knight*, *Friday*

Favorite musicians: Drake, Fabolous, Future

Best player he has faced: Packers QB Aaron Rodgers

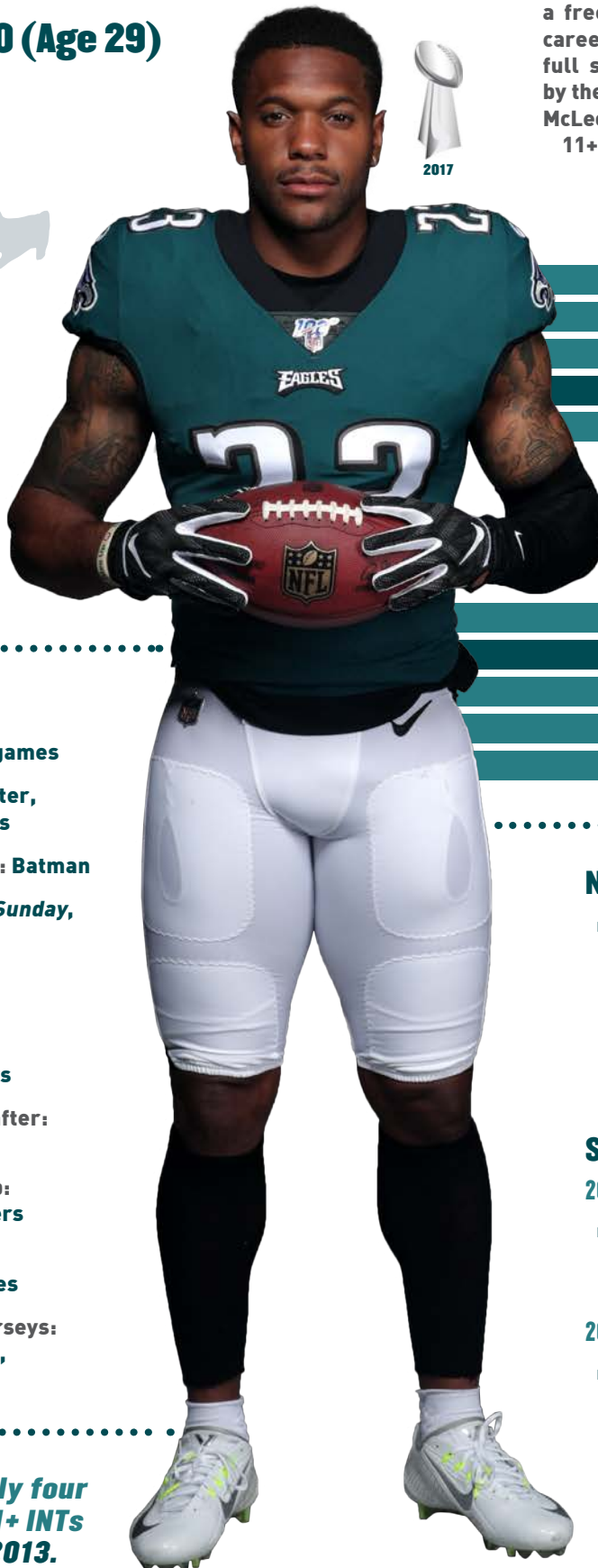
Player he models his game after: Ravens S Earl Thomas

Favorite athletes growing up: Kobe Bryant, Deion Sanders

Favorite athletes now: Steph Curry, LeBron James

Three favorite throwback jerseys: Walter Payton, Jerry Rice, Deion Sanders

McLeod is one of only four NFL safeties with 11+ INTs and 9+ FFs since 2013.



One of the hardest-hitting safeties in the NFL, **Rodney McLeod** joined the Eagles as a free agent in 2016 and has produced a career-high 3 INTs in each of his last two full seasons (2016-17). Originally signed by the Rams as an undrafted rookie in 2012, McLeod is one of just four NFL safeties with 11+ INTs and 9+ FFs since 2013.

MOST TACKLES

EAGLES PLAYERS IN 2017

Malcolm Jenkins	119
Jalen Mills	86
Nigel Bradham	85
Rodney McLeod	78
Mychal Kendricks	72

MOST INTERCEPTIONS

EAGLES PLAYERS IN 2017

Patrick Robinson	4
Rodney McLeod	3
Ronald Darby	3
Jalen Mills	3
Several players tied	2

NOTES TO KNOW

- Joins **Mike Adams** (18 INTs, 9 FFs), **Malcolm Jenkins** (13 INTs, 10 FFs) and **D.J. Swearinger** (11 INTs, 10 FFs) as the only NFL safeties to produce 11+ INTs and 9+ FFs since 2013 (according to *Pro Football Reference*)

SEASON HIGHLIGHTS

2018 - PHILADELPHIA EAGLES (3/3, 0/0)

- Led the team with 10 tackles in the season-opening win vs. Atl. (9/6/18) and tied a career high with 3 PDs

2017 - PHILADELPHIA EAGLES (14/14, 3/3)

- Sacked Falcons QB **Matt Ryan** for a 10-yard loss in the third quarter of the 15-10 win vs. Atl. (1/13/18) in the Divisional Round. Became the first Eagles safety to record a sack in a playoff game since **Brian Dawkins** on 1/4/09 at Minnesota



CAREER STATISTICS

Year	Team	GP/S	TACKLES					PASS DEFENSE					FUMBLES			DEF SNAPS		
			Total	Solo	Asst	TFL	Sacks	Int	Yds	Lg	TD	PD	QPH	FF	FR	Yds	No	Pct
2012	St. Louis	16/0	0	0	0	0	0.0	0	0	--	0	0	0	0	0	0	4	1%
2013	St. Louis	16/16	87	68	19	2	0.0	2	2	2	0	6	0	2	2	7	1060	99%
2014	St. Louis	16/16	96	64	32	3	0.0	2	1	1	0	5	0	2	2	9	1025	99%
2015	St. Louis	16/16	106	73	33	2	0.0	1	4	4	0	5	0	3	1	20	1153	99%
2016	Philadelphia	16/16	117	78	39	3	1.0	3	5	5	0	10	1	1	0	0	1014	99%
2017	Philadelphia	14/14	78	52	26	2	0.0	3	54	50	0	11	2	1	1	0	846	82%
2018	Philadelphia	3/3	16	9	7	0	0.0	0	0	--	0	5	0	0	0	0	162	16%
Totals		97/81	500	344	156	12	1.0	11	66	50	0	41	3	9	6	36	---	---

PLAYOFFS

2017	Philadelphia	3/3	18	16	2	1	1.0	0	0	--	0	3	1	0	0	0	206	100%
2018	Philadelphia	0/0	PLACED ON INJURED RESERVE (KNEE) ON 9/29/18															
Totals		3/3	18	16	2	1	1.0	0	0	--	0	3	1	0	0	0	---	---

ADDITIONAL STATISTICS

Fumble Recovery TD: 20 yards on 10/25/15 vs. Cleveland **Special Teams Tackles:** 29 - 2017 (4), 2016 (5), 2014 (1), 2013 (3), 2012 (16)

CAREER HIGHS

Tackles	17	10/16/16 at Was.
Sacks	1.0	2x, last: 1/13/18 vs. Atl. (Div.)
INTs	1	11x, last: 11/19/17 at Dal.
PDs	3	2x, last: 9/6/18 vs. Atl.
FFs	1	9x, last: 10/8/17 vs. Ari.
FRs	1	6x, last: 12/10/17 at LAR



SEASON HIGHLIGHTS (Continued)

- Combined for a season-high 13 tackles (8 solo) and recovered a fumble forced by **Chris Long**, which he returned 9 yards to set up a 33-yard **Jake Elliott** FG in 43-35 win at LAR (12/10/17)
- Picked off Cowboys QB **Dak Prescott** in the first quarter of the 37-9 win at Dal. (11/19/17). Became the first Eagle to post an INT in 3+ straight games since **Malcolm Jenkins** from 9/15/14-9/28/14 (also 3)
- Intercepted Broncos QB **Brock Osweiler** in the third quarter and returned it a career-long 50 yards to set up an Eagles TD drive in the 51-23 win vs. Den. (11/51/7)
- Recorded his first INT of the season when he picked off 49ers QB **C.J. Beathard** in the second quarter of the 33-10 win vs. SF (10/29/17)

HOMETOWN FOOTBALL CAMP

McLeod hosts an annual football camp at his high school alma mater, DeMatha Catholic, in Hyattsville, MD. The free camp focuses on improving football fundamentals for kids between the ages of 9-14. The camp features motivational speakers who guide campers through a variety of topics, including perseverance, dedication to academics and healthy living.

BIRDSEED

McLeod is the son of Kimberly Holloman and Rodney McLeod. He has five siblings and an English bulldog named Caesar.

McLeod owns a bachelor's degree in sociology.

HIGH SCHOOL STANDOUT

McLeod played defensive back, wide receiver and kick returner in high school at DeMatha Catholic, where he earned all-state and all-conference honors as a senior defensive back in 2007 after intercepting 3 passes. McLeod also hauled in 24 receptions for 52 yards (21.7 avg.) and 8 TDs while returning 3 kickoffs for scores.

As a junior in 2006, McLeod helped lead DeMatha to its fourth-straight conference title, recording 2 INTs and earning all-conference recognition. On offense, McLeod snagged 20 passes for 400 yards (20.0 avg.) and 7 TDs.

McLeod was a member of DeMatha's 400-meter relay team.





2018 GAME-BY-GAME STATISTICS (PHI)												
Date	Opp	GP/S	Tot	Solo	Sk	Int	PD	FF	FR	Snaps	Pct	
Sep 6	Atl	W	1/1	10	6	0.0	0	3	0	0	70	100%
Sep 16	at TB	L	1/1	5	3	0.0	0	1	0	0	58	100%
Sep 23	Ind	W	1/1	1	0	0.0	0	1	0	0	34	58%
Sep 30	at Ten	L	0/0	INJURED RESERVE (KNEE)								
Oct 7	Min	L	0/0	INJURED RESERVE (KNEE)								
Oct 11	at NYG	W	0/0	INJURED RESERVE (KNEE)								
Oct 21	Car	L	0/0	INJURED RESERVE (KNEE)								
Oct 28	at Jax	W	0/0	INJURED RESERVE (KNEE)								
Nov 11	Dal	L	0/0	INJURED RESERVE (KNEE)								
Nov 18	at NO	L	0/0	INJURED RESERVE (KNEE)								
Nov 25	NYG	W	0/0	INJURED RESERVE (KNEE)								
Dec 3	Was	W	0/0	INJURED RESERVE (KNEE)								
Dec 9	at Dal	L	0/0	INJURED RESERVE (KNEE)								
Dec 16	at LAR	W	0/0	INJURED RESERVE (KNEE)								
Dec 23	Hou	W	0/0	INJURED RESERVE (KNEE)								
Dec 30	at Was	W	0/0	INJURED RESERVE (KNEE)								
Totals			3/3	16	9	0.0	0	5	0	0	162	16%
PLAYOFFS												
Jan 6	at Chi	W	0/0	INJURED RESERVE (KNEE)								
Jan 13	at NO	L	0/0	INJURED RESERVE (KNEE)								
Totals			0/0	0	0	0.0	0	0	0	0	0	0%

2017 GAME-BY-GAME STATISTICS (PHI)												
Date	Opp	GP/S	Tot	Solo	Sk	Int	PD	FF	FR	Snaps	Pct	
Sep 10	at Was	W	1/1	4	2	0.0	0	0	0	0	63	100%
Sep 17	at KC	L	1/1	2	2	0.0	0	0	0	0	12	23%
Sep 24	NYG	W	0/0	INACTIVE (HAMSTRING)								
Oct 1	at LAC	W	1/1	2	1	0.0	0	1	0	0	57	100%
Oct 8	Ari	W	1/1	4	3	0.0	0	1	1	0	60	100%
Oct 12	at Car	W	1/1	6	4	0.0	0	3	0	0	81	99%
Oct 23	Was	W	1/1	5	3	0.0	0	2	0	0	64	100%
Oct 29	SF	W	1/1	5	4	0.0	1	1	0	0	66	100%
Nov 5	Den	W	1/1	5	2	0.0	1	1	0	0	63	98%
Nov 19	at Dal	W	1/1	7	5	0.0	1	1	0	0	60	95%
Nov 26	Chi	W	1/1	1	1	0.0	0	0	0	0	55	100%
Dec 3	at Sea	L	1/1	7	5	0.0	0	0	0	0	60	97%
Dec 10	at LAR	W	1/1	7	7	0.0	0	0	0	1	48	100%
Dec 17	at NYG	W	1/1	13	8	0.0	0	1	0	0	88	100%
Dec 25	Oak	W	1/1	10	5	0.0	0	0	0	0	69	100%
Dec 31	Dal	L	0/0	INACTIVE								
Totals			14/14	78	52	0.0	3	11	1	1	846	82%
PLAYOFFS												
Jan 13	Atl	W	1/1	8	8	1.0	0	1	0	0	63	100%
Jan 21	Min	W	1/1	4	3	0.0	0	1	0	0	67	100%
Feb 4	at NE	W	1/1	6	5	0.0	0	1	0	0	76	100%
Totals			3/3	18	16	1.0	0	3	0	0	206	100%

SEASON HIGHLIGHTS (Continued)

- Totaled a career-high 3 PDs along with 6 tackles (4 solo) in the 28-23 win at Car. (10/12/17)
- Forced a goal-line fumble (**J.J. Nelson**) on the Cardinals' final possession in the 34-7 win vs. Ari. (10/8/17)

2016 - PHILADELPHIA EAGLES (16/16)

- Led the team with a career-high 117 tackles. Also added career highs with 3 INTs and 10 PDs
- Made a game-changing INT in the first quarter when he picked off Vikings QB **Sam Bradford** in the end zone in the win vs. Min. (10/23/16). Also recorded a strip-sack of Bradford, which was the first QB takedown of his career
- Set a new single-game career high when he collected 17 tackles (12 solo) at Was. (10/16/16)
- Intercepted Browns QB **Robert Griffin III** in his Eagles debut vs. Cle. (9/11/16)

2015 - ST. LOUIS RAMS (16/16)

- Posted his first-career 100+ tackle campaign (106). Also recorded a career-high 3 FFs and a fumble recovery TD, while adding 5 PDs and 1 INT
- Totaled 12 tackles (6 solo) at Bal. (11/22/15). Forced a fumble in the first quarter when he stripped Ravens WR **Jeremy Butler** on third down and picked off QB **Joe Flacco** in the second quarter
- Scored the first TD of his career when he picked up a loose ball vs. Cle. (10/25/15) and returned it 20 yards for a score





2016 GAME-BY-GAME STATISTICS (PHI)

Date	Opp	GP/S	Tot	Solo	Sk	Int	PD	FF	FR	Snaps	Pct	
Sep 11	Cle	W	1/1	3	3	0.0	1	0	0	0	50	96%
Sep 19	at Chi	W	1/1	4	4	0.0	0	0	0	0	50	96%
Sep 25	Pit	W	1/1	7	6	0.0	1	2	0	0	60	100%
Oct 9	at Det	L	1/1	13	9	0.0	0	0	0	0	61	100%
Oct 16	at Was	L	1/1	17	12	0.0	0	1	0	0	73	99%
Oct 23	Min	W	1/1	11	5	1.0	1	1	1	0	75	99%
Oct 30	at Dal	L	1/1	7	5	0.0	0	0	0	0	78	100%
Nov 6	at NYG	L	1/1	3	2	0.0	0	2	0	0	64	100%
Nov 13	Atl	W	1/1	6	3	0.0	0	1	0	0	50	100%
Nov 20	at Sea	L	1/1	7	3	0.0	0	2	0	0	67	100%
Nov 28	GB	L	1/1	9	4	0.0	0	0	0	0	71	100%
Dec 4	at Cin	L	1/1	9	6	0.0	0	0	0	0	64	100%
Dec 11	Was	L	1/1	7	5	0.0	0	0	0	0	48	100%
Dec 18	at Bal	L	1/1	7	6	0.0	0	0	0	0	58	100%
Dec 22	NYG	W	1/1	3	2	0.0	0	0	0	0	89	100%
Jan 1	Dal	W	1/1	4	3	0.0	0	1	0	0	56	100%
Totals			16/16	117	78	1.0	3	10	1	0	1014	99%

2015 GAME-BY-GAME STATISTICS (STL)

Date	Opp	GP/S	Tot	Solo	Sk	Int	PD	FF	FR	Snaps	Pct	
Sep 13	Sea	W	1/1	9	6	0.0	0	0	0	0	81	100%
Sep 20	at Was	L	1/1	6	5	0.0	0	0	0	0	72	100%
Sep 27	Pit	L	1/1	8	5	0.0	0	0	0	0	62	98%
Oct 4	at Ari	W	1/1	5	4	0.0	0	0	1	0	73	99%
Oct 11	at GB	L	1/1	4	3	0.0	0	0	0	0	62	100%
Oct 25	Cle	W	1/1	5	2	0.0	0	0	0	1	75	100%
Nov 1	SF	W	1/1	2	0	0.0	0	0	0	0	67	100%
Nov 8	at Min	L	1/1	8	8	0.0	0	0	0	0	72	100%
Nov 15	Chi	L	1/1	6	5	0.0	0	0	1	0	64	99%
Nov 22	at Bal	L	1/1	12	6	0.0	1	0	1	0	77	100%
Nov 29	at Cin	L	1/1	5	4	0.0	0	1	0	0	58	98%
Dec 6	Ari	L	1/1	9	6	0.0	0	0	0	0	84	100%
Dec 13	Det	W	1/1	3	2	0.0	0	0	0	0	71	100%
Dec 17	TB	W	1/1	15	10	0.0	0	1	0	0	81	100%
Dec 27	at Sea	W	1/1	2	2	0.0	0	2	0	0	73	100%
Jan 3	at SF	L	1/1	7	5	0.0	0	1	0	0	81	100%
Totals			16/16	106	73	0.0	1	5	3	1	1153	99%

SEASON HIGHLIGHTS (Continued)

2014 - ST. LOUIS RAMS (16/16)

- Registered 5 PDs, 2 INTs, 2 FFs and 2 FRs
- Picked off Redskins QB **Colt McCoy** in the first quarter of a 24-0 win at Was. (12/7/14) and forced a fumble of RB **Silas Redd** in the fourth quarter

2013 - ST. LOUIS RAMS (16/16)

- Voted a special teams captain by his teammates and earned the starting job at free safety
- Notched the first INT of his career when he picked off Titans QB **Jake Locker** late in the fourth quarter vs. Ten. (11/3/13)
- Forced a fumble on a third-quarter kickoff return at Hou. (10/13/13) that was recovered and returned for a TD by Rams LB **Darren Bates**

2012 - ST. LOUIS RAMS (16/0)

- Made the opening-day roster after being undrafted out of Virginia and went on to play in all 16 games as a rookie. Saw most of his action on special teams, where he produced a career-high and team-leading 16 tackles
- Caught a 21-yard pass from Rams P **Johnny Hekker** on a fake punt in the second quarter at SF (11/11/12)

COLLEGE HIGHLIGHTS

- Appeared in 43 games (31 starts) in his four-year career at Virginia and totaled 190 tackles (116 solo), including 10 TFL, 11 PDs, 6 INTs, 3 FFs and 1 FR
- Earned honorable mention All-ACC honors as a senior in 2011 after starting all 13 games and setting career highs with 7 PDs and 4 INTs. Tied a single-game school record with 3 INTs in a win at Maryland (11/5/11)
- Earned a starting job as a sophomore in 2009, opening all 11 games that he played while finishing 4th on the defense with a career-high 62 tackles (42 solo), 2 PDs, 2 FF and 1 FR

TRANSACTIONS

2012

4/20/15

3/9/16

9/29/18

1/31/19

Signed by StL as undrafted free agent

Re-signed by StL

Agreed to terms with PHI on 5-year contract

Placed on Injured Reserve (knee)

Agreed to terms with PHI on re-worked contract through 2019



2014 GAME-BY-GAME STATISTICS (PHI)

Date	Opp	GP/S	Tot	Solo	Sk	Int	PD	FF	FR	Snaps	Pct
Sep 7	Min	L	1/1	9	6	0.0	0	0	0	59	100%
Sep 14	at TB	W	1/1	5	5	0.0	1	0	0	57	100%
Sep 21	Dal	L	1/1	7	4	0.0	0	1	0	55	98%
Oct 5	at Phi	L	1/1	7	5	0.0	0	1	0	73	100%
Oct 13	SF	L	1/1	6	6	0.0	0	0	1	63	94%
Oct 19	Sea	W	1/1	6	3	0.0	0	0	0	71	100%
Oct 26	at KC	L	1/1	6	2	0.0	0	0	0	49	74%
Nov 2	at SF	W	1/1	8	6	0.0	0	0	0	65	97%
Nov 9	at Ari	L	1/1	8	5	0.0	0	0	0	66	100%
Nov 16	Den	W	1/1	3	2	0.0	0	2	0	69	100%
Nov 23	at SD	L	1/1	7	5	0.0	0	0	0	63	100%
Nov 30	Oak	W	1/1	2	1	0.0	0	0	0	78	100%
Dec 7	at Was	W	1/1	3	3	0.0	1	0	1	56	100%
Dec 11	Ari	L	1/1	9	5	0.0	0	1	0	68	100%
Dec 21	NYG	L	1/1	3	2	0.0	0	0	0	71	100%
Dec 28	at Sea	L	1/1	7	4	0.0	0	0	0	62	100%
Totals			16/16	96	64	0.0	2	5	2	1025	99%

2013 GAME-BY-GAME STATISTICS (STL)

Date	Opp	GP/S	Tot	Solo	Sk	Int	PD	FF	FR	Snaps	Pct
Sep 8	Ari	W	1/1	5	4	0.0	0	1	0	71	100%
Sep 15	at Atl	L	1/1	7	6	0.0	0	0	0	64	100%
Sep 22	at Dal	L	1/1	7	5	0.0	0	1	0	62	100%
Sep 26	SF	L	1/1	4	3	0.0	0	0	0	69	100%
Oct 6	Jax	W	1/1	3	3	0.0	0	1	0	60	100%
Oct 13	at Hou	W	1/1	6	4	0.0	0	0	0	76	100%
Oct 20	at Car	L	1/1	5	2	0.0	0	0	0	59	100%
Oct 28	Sea	L	1/1	3	2	0.0	0	0	0	44	100%
Nov 3	Ten	L	1/1	7	7	0.0	1	0	0	62	100%
Nov 10	at Ind	W	1/1	2	2	0.0	0	1	0	73	99%
Nov 24	Chi	W	1/1	8	7	0.0	1	1	0	76	96%
Dec 1	at SF	L	1/1	4	3	0.0	0	0	0	67	100%
Dec 8	at Ari	L	1/1	5	5	0.0	0	0	1	68	100%
Dec 15	NO	W	1/1	8	7	0.0	0	0	0	85	99%
Dec 22	TB	W	1/1	4	4	0.0	0	0	0	59	100%
Dec 29	at Sea	L	1/1	9	4	0.0	0	1	0	65	100%
Totals			16/16	87	68	0.0	2	6	1	1060	99%

2012 GAME-BY-GAME STATISTICS (STL)

Date	Opp	GP/S	Tot	Solo	Sk	Int	PD	FF	FR	Snaps	Pct
Sep 9	at Det	L	1/0	0	0	0.0	0	0	0	0	0%
Sep 16	Was	W	1/0	0	0	0.0	0	0	0	0	0%
Sep 23	at Chi	L	1/0	0	0	0.0	0	0	0	0	0%
Sep 30	Sea	W	1/0	0	0	0.0	0	0	0	0	0%
Oct 4	Ari	W	1/0	0	0	0.0	0	0	0	0	0%
Oct 14	at Mia	L	1/0	0	0	0.0	0	0	0	0	0%
Oct 21	GB	L	1/0	0	0	0.0	0	0	0	0	0%
Oct 28	NE	L	1/0	0	0	0.0	0	0	0	0	0%
Nov 11	at SF	T	1/0	0	0	0.0	0	0	0	0	0%
Nov 18	NYJ	L	1/0	0	0	0.0	0	0	0	3	5%
Nov 25	at Ari	W	1/0	0	0	0.0	0	0	0	0	0%
Dec 2	SF	W	1/0	0	0	0.0	0	0	0	0	0%
Dec 9	at Buf	W	1/0	0	0	0.0	0	0	0	1	2%
Dec 16	Min	L	1/0	0	0	0.0	0	0	0	0	0%
Dec 23	at TB	W	1/0	0	0	0.0	0	0	0	0	0%
Dec 30	at Sea	L	1/0	0	0	0.0	0	0	0	0	0%
Totals			16/0	0	0	0.0	0	0	0	4	1%



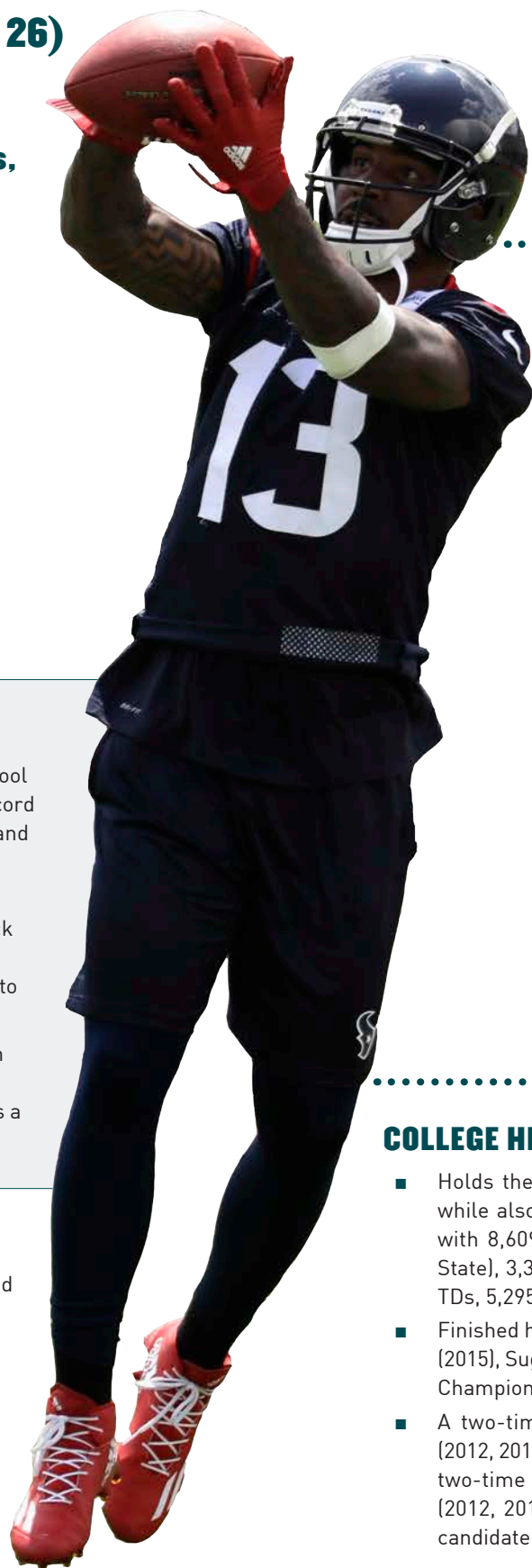


6-2 | 215  **3rd Year**
DOB: Nov. 30, 1992 (Age 26)

Huber Heights, Ohio
 **Wayne High School**



Ohio State
D3-16 (85th overall)
by Houston
Acquired: FA-18



Braxton Miller was signed to the Eagles practice squad in 2018 after spending the first two years of his NFL career with the Texans. Originally selected by Houston in the 3rd round (85th overall) of the 2016 NFL Draft, Miller played QB at Ohio State, where he was a two-time Heisman Trophy candidate and 2015 National Champion.

SEASON HIGHLIGHTS

2017 - HOUSTON TEXANS (11/3)

- Finished with career highs in receptions (19), receiving yards (162), receiving average (8.5) and tied his career high in TDs (one) in 11 games
- Hauled in a 1-yard TD for his first score of the season and second of his career vs. Cle. (10/15/17)
- Produced a career-high with 5 receptions for 43 yards at Bal. (11/27/17)
- Hauled in 4 passes for a career-high 71 yards at Ten. (12/3/17), including a career-long 57-yard reception

2016 - HOUSTON TEXANS (10/6)

- Notched 5 receptions and 26 yards and caught his first career TD on a 12-yard pass from QB **Brock Osweiler** at Oak. (11/21/16)

BIRDSEED

Miller prepped at Wayne High School in Ohio, where he had a career record of 31-7 as a starting quarterback and led his team to the 2010 Division 1 state title game.

Miller was the starting quarterback for the Ohio State Buckeyes from 2011 to 2013, before being moved to wide receiver in 2015.

Miller is the son of Kelly and Kevin Miller, is the youngest of three siblings (Brion and Bailey) and has a son named Landon.

TRANSACTIONS

- 2016** Drafted by HOU in 3rd round (85th overall)
Signed 4-year contract
- 12/13/16** Placed on Injured Reserve (shoulder)
- 9/1/18** Waived by HOU
- 9/10/18** Signed by PHI to practice squad
- 1/14/19** Signed by PHI to reserve/future contract

COLLEGE HIGHLIGHTS

- Holds the Ohio State record with 88 total TDs while also finishing among the school's greats with 8,609 yards of total offense (2nd at Ohio State), 3,314 rushing yards (6th) and 33 rushing TDs, 5,295 yards passing (8th) and 52 TDs (4th)
- Finished his career as a CFP National Champion (2015), Sugar Bowl Champion (2015), Fiesta Bowl Champion (2016) and Big Ten Champion (2014)
- A two-time All-Big Ten First Team selection (2012, 2013) and the only player ever to be named two-time Big Ten Offensive Player of the Year (2012, 2013). Also a two-time Heisman Trophy candidate (5th - 2012, 9th - 2013)



CAREER STATISTICS									
			RECEIVING					OFF SNAPS	
Year	Team	GP/S	Rec	Yds	Avg	Lg	TD	No	Pct
2016	Houston	10/6	15	99	6.6	12	1	379	34%
2017	Houston	11/3	19	162	8.5	57	1	426	39%
Totals		21/9	34	261	7.7	57	2	---	---

ADDITIONAL STATISTICS									
Kickoff Returns: 3-41 (13.7 avg.) - 2016 (3-41)									
Punt Returns: 4-13 (3.3 avg.) - 2017 (3-12), 2016 (1-1)									
Rushing: 4-1 (0.3 avg.) - 2017 (1-1), 2016 (3-0)									

CAREER HIGHS		
Receptions	5	2x, last: 11/27/17 at Bal.
Receiving Yards	71	12/3/17 at Ten.
Receiving Long	57	12/3/17 at Ten.
Receiving TDs	1	2x, last: 10/15/17 vs. Cle.



2017 GAME-BY-GAME STATISTICS (HOU)											
			RECEIVING					SNAPS			
Date	Opp	GP/S	Rec	Yds	Avg	Lg	TD	No	Pct		
Sep 10	Jax	L 1/0	0	0	---	--	0	63	80%		
Sep 14	at Cin	W 1/1	2	10	5.0	8	0	63	96%		
Sep 24	at NE	L 1/0	1	15	15.0	15	0	37	52%		
Oct 1	Ten	W 0/0	INACTIVE								
Oct 8	KC	L 0/0	INACTIVE								
Oct 15	Cle	W 1/0	2	-5	-2.5	1	1	7	11%		
Oct 29	at Sea	L 1/0	0	0	---	--	0	3	4%		
Nov 5	Ind	L 0/0	INACTIVE								
Nov 12	at LAR	L 1/0	0	0	---	--	0	20	29%		
Nov 19	Ari	W 1/0	2	14	7.0	11	0	61	87%		
Nov 27	at Bal	L 1/1	5	43	8.6	19	0	54	79%		
Dec 3	at Ten	L 1/0	4	71	17.8	57	0	30	37%		
Dec 10	SF	L 0/0	INACTIVE (CONCUSSION)								
Dec 17	at Jax	L 0/0	INACTIVE (CONCUSSION)								
Dec 25	Pit	L 1/0	1	5	5.0	5	0	33	60%		
Dec 31	at Ind	L 1/1	2	9	4.5	5	0	55	100%		
Totals			11/3	19	162	8.5	57	1	426	39%	

2016 GAME-BY-GAME STATISTICS (HOU)											
			RECEIVING					SNAPS			
Date	Opp	GP/S	Rec	Yds	Avg	Lg	TD	No	Pct		
Sep 11	Chi	W 1/1	1	6	6.0	6	0	52	69%		
Sep 18	KC	W 1/1	1	3	3.0	3	0	20	28%		
Sep 22	at NE	L 0/0	INACTIVE (HAMSTRING)								
Oct 2	Ten	W 0/0	INACTIVE (HAMSTRING)								
Oct 9	at Min	L 1/0	1	12	12.0	12	0	14	22%		
Oct 16	Ind	W 1/0	2	13	6.5	10	0	56	79%		
Oct 24	at Den	L 1/0	0	0	---	--	0	5	7%		
Oct 30	Det	W 1/0	3	18	6.0	12	0	31	46%		
Nov 13	at Jax	W 1/1	1	10	10.0	10	0	47	75%		
Nov 21	at Oak	L 1/1	5	25	5.0	12	1	66	87%		
Nov 27	SD	L 1/1	1	12	12.0	12	0	61	88%		
Dec 4	at GB	L 1/1	0	0	---	--	0	27	41%		
Dec 11	at Ind	W 0/0	INACTIVE (SHOULDER)								
Dec 18	Jax	W 0/0	INJURED RESERVE (SHOULDER)								
Dec 24	Cin	W 0/0	INJURED RESERVE (SHOULDER)								
Jan 1	at Ten	L 0/0	INJURED RESERVE (SHOULDER)								
Totals			10/6	15	99	6.6	12	1	379	34%	



6-4 | 254  **Rookie**

DOB: March 14, 1997 (Age 22)

**Philadelphia,
Pennsylvania**

George Washington High School ★



Penn State
D4-19 (138th overall)
by Philadelphia

MOST TACKLES FOR LOSS

PENN STATE PLAYERS (2017-18)

26.5	Shareef Miller
22.0	Yetur Gross-Matos
14.5	Kevin Givens
13.0	Shaka Toney
12.5	Robert Windsor

BIRDSEED

A native of Philadelphia, Miller earned *Philadelphia Inquirer* first-team All-Southeastern Pennsylvania honors during his final prep season at George Washington High School in 2014.

Prior to transferring to George Washington, Miller played at Frankford High School where he was named All-Southeastern Pennsylvania first-team.

Miller is the son of Tekeya Cook and has five siblings: Najier, Destiny, Sharde, Tayda and Jaydua. At Penn State, he majored in rehabilitation and human services.



@Sacks5thReef



@48mill



A 4th round selection (138th overall) by the Eagles in the 2019 NFL Draft, **Shareef Miller** was regarded as one of the top defensive ends in the Big Ten during his three seasons at Penn State. A member of the 2018 Bednarik Award preseason watch list, Miller compiled 100 tackles (58 solo), 31.5 TFL and 14.5 sacks in 40 career games.

MOST SACKS

PENN STATE PLAYERS (2017-18)

Shareef Miller	13.0
Yetur Gross-Matos	9.5
Kevin Givens	8.5
Shaka Toney	8.5
Robert Windsor	8.5

COLLEGE HIGHLIGHTS

- In 40 career games, registered 100 tackles (58 solo), 31.5 TFL, 14.5 sacks, 1 FF and 2 FRs
- A team co-MVP as a junior in 2018, earned third-team All-Big Ten honors after recording single-season career highs in tackles (41), TFL (15 - 2nd on team) and sacks (7.5 - 2nd on team) in 13 starts. Was named to the Bednarik Award preseason watch list
- Was voted as a third-team All-Big Ten honoree by the media and Phil Steele as a sophomore in 2017, where he tallied 37 tackles (20 solo), 11 TFL, 5 sacks, 1 FF and 1 FR in 13 games (12 starts)
- Appeared in all 14 games as a redshirt freshman in 2016, recording 5.5 TFL and 2 sacks

TRANSACTIONS

2019 Drafted by PHI in 4th round (138th overall)
Signed 4-year contract

Miller finished 2nd on Penn State's defense in TFL (15) and sacks (7.5) as a junior in 2018.



COLLEGE STATISTICS

Year	Team	GP/S	TACKLES					PASS DEFENSE						FUMBLES	
			Total	Solo	Asst	TFL	Sacks	Int	Yds	Lg	TD	PD	QPH	FF	FR
2016	Penn State	14/0	22	13	9	5.5	2.0	0	0	--	0	0	--	1	0
2017	Penn State	13/13	37	20	17	11.0	5.0	0	0	--	0	0	--	0	1
2018	Penn State	13/13	41	25	16	15.0	7.5	0	0	--	0	0	--	0	1
Totals		40/26	100	58	42	31.5	14.5	0	0	--	0	0	--	1	2




6-0 | 191  **4th Year**
DOB: April 6, 1994 (Age 25)



LSU

Louisiana State
D7a-16 (233rd overall)
by Philadelphia



Originally selected by the Eagles in the 7th round (233rd overall) of the 2016 NFL Draft, **Jalen Mills** earned a starting role on Philadelphia's defense in 2017, when he tied for the team lead with 22 PDs, ranked 2nd with 86 total tackles and tied for 2nd with 3 INTs (including 1 TD). Mills was a four-year starter at LSU, where he earned All-America honors in 2015.

MOST PASSES DEFENSED

EAGLES PLAYERS IN 2018

Ronald Darby	18
Jalen Mills	14
Malcolm Jenkins	11
Corey Graham	9
Avonte Maddox	7

SEASON HIGHLIGHTS

2018 - PHILADELPHIA EAGLES (8/8, 0/0)

- Totaled 50 tackles (40 solo), 2 TFLs and 14 PDs in his third season with the Eagles. Missed the second half of the season due to injury (foot)
- Registered 9 tackles (8 solo) and recorded 3 PDs at NYG (10/11/18)
- Recorded a career-high 4 PDs vs. Ind. (9/23/18) and added 5 solo tackles

2017 - PHILADELPHIA EAGLES (15/15, 3/3)

- As Philadelphia held a 15-10 lead with just over a minute remaining in the Divisional Playoff vs. Atl. (1/13/18), blanketed Falcons WR **Julio Jones** on fourth-and-goal and forced an incompleting in the corner of the end zone to seal the win. Led the defense with a career-high-tying 3 PDs
- Tied for the team lead with 22 PDs, ranked 2nd with 86 total tackles and tied for 2nd with 3 INTs
- Named **NFC Defensive Player of the Week** after posting a 37-yard INT-TD (49ers QB **C.J. Beathard**) in the win vs. SF (10/29/17). Marked his first career TD. Became the first Eagle to win the award since 2007

THREE-STEP DROP

First job: Sold a local newspaper door-to-door when he was 14

Bucket list: Go on a safari, scuba dive with sharks, travel to Australia, Dubai and Paris

Desired talent: Be a genius. "I would want to be the next Albert Einstein."

Player he models his game after: Texans S Tyrann Mathieu

First jersey: Allen Iverson, Philadelphia 76ers (black jersey)

Favorite athletes growing up: Allen Iverson, Tracy McGrady, Roy Jones Jr.

Favorite athletes to watch now: LeBron James, Derrick Rose, Usain Bolt, Serena Williams

Favorite movies: *Belly*, *Finding Nemo*, *Paid in Full*, *Scarface*

Favorite music: Future, Kodak Black, Lil Uzi Vert, Young Thug

Favorite meal: Shrimp and rice



CAREER STATISTICS

Year	Team	GP/S	TACKLES					PASS DEFENSE						FUMBLES			DEF SNAPS	
			Total	Solo	Asst	TFL	Sacks	Int	Yds	Lg	TD	PD	QPH	FF	FR	Yds	No	Pct
2016	Philadelphia	16/2	67	55	12	0	0.0	0	0	--	0	10	0	0	0	0	661	65%
2017	Philadelphia	15/15	86	68	18	1	0.0	3	53	37t	1	22	0	0	0	932	90%	
2018	Philadelphia	8/8	50	40	10	2	0.0	0	0	--	0	14	0	0	0	457	44%	
Totals		39/25	203	163	40	3	0.0	3	53	37t	1	46	0	0	0	---	---	

PLAYOFFS

2017	Philadelphia	3/3	15	11	4	0	0.0	0	0	--	0	6	0	0	0	206	100%
2018	Philadelphia	0/0	PLACED ON INJURED RESERVE (FOOT) ON 12/8/18														
Totals		3/3	15	11	4	0	0.0	0	0	--	0	6	0	0	0	---	---

ADDITIONAL STATISTICS

INT-TDs: 37-yard INT-TD vs. San Francisco (10/29/17) (49ers QB **C.J. Beathard**)

CAREER HIGHS

Tackles	12	9/24/17 vs. NYG
Sacks	--	---
INTs	1	3x, last: 10//29/17 vs. SF
PDs	4	9/23/18 vs. Ind.
FFs	--	---
FRs	--	---

SEASON HIGHLIGHTS (Continued)

- Tallied his 2nd INT of the season at Car. (10/12/17) when he picked off Panthers QB **Cam Newton** deep in Eagles territory late in the fourth quarter
- Earned a starting job in his second season and recorded his first career INT in the season opener at Was. (9/10/17). With the Eagles clinging to a 2-point lead and the Redskins threatening to score in the fourth quarter, picked off a **Kirk Cousins** pass on the goal line

2016 - PHILADELPHIA EAGLES (16/2)

- Finished his rookie campaign tied for 4th on the Eagles defense with 10 PDs and ranked 5th with 67 total tackles
- Made the first start of his career at Was. (10/16/16) and recorded 7 tackles (5 solo) and 1 PD
- Had 2 tackles and 1 PD in his NFL debut vs. Cle. (9/11/16)

COLLEGE HIGHLIGHTS

- Played in 7 games as a senior in 2015 after breaking his ankle in the preseason. Was a first-team All-America selection by CBS Sports after finishing the season with 30 tackles, 1.0 sack and 3 PDs
- As a junior in 2014, started 12 games at safety and one at nickelback and tallied 62 tackles, 1 INT and 5 PDs



FÚTBOL FAN

A big soccer fan to this day, Mills played left midfield and left forward in high school. He attended the COPA America Centenario games at Lincoln Financial Field in the 2016 offseason and says if he could play any other sport he would be a forward for the U.S. national team. His favorite soccer players are Cristiano Ronaldo and Lionel Messi.

 @greengoblin

 @greengoblin

BIRDSEED

Mills is the son of Kisa Mills and has an older brother, Jaquan, and a dog, a Morkie named Baby. Mills spent one season at DeSoto (TX) High School and helped lead his team to a 10-2 record as a senior, after transferring from Lancaster High School. He moved to WR and QB before switching to the secondary as a junior in high school.



2018 GAME-BY-GAME STATISTICS (PHI)

Date	Opp	GP/S	Tot	Solo	Sk	Int	PD	FF	FR	Snaps	Pct	
Sep 6	Atl	W	1/1	6	6	0.0	0	2	0	0	67	96%
Sep 16	at TB	L	1/1	7	6	0.0	0	0	0	0	58	100%
Sep 23	Ind	W	1/1	5	5	0.0	0	4	0	0	55	93%
Sep 30	at Ten	L	1/1	6	3	0.0	0	1	0	0	71	100%
Oct 7	Min	L	1/1	9	5	0.0	0	3	0	0	62	100%
Oct 11	at NYG	W	1/1	9	8	0.0	0	3	0	0	63	97%
Oct 21	Car	L	1/1	7	7	0.0	0	1	0	0	58	98%
Oct 28	at Jax	W	1/1	1	0	0.0	0	0	0	0	23	36%
Nov 11	Dal	L	0/0	INACTIVE (FOOT)								
Nov 18	at NO	L	0/0	INACTIVE (FOOT)								
Nov 25	NYG	W	0/0	INACTIVE (FOOT)								
Dec 3	Was	W	0/0	INACTIVE (FOOT)								
Dec 9	at Dal	L	0/0	INJURED RESERVE (FOOT)								
Dec 16	at LAR	W	0/0	INJURED RESERVE (FOOT)								
Dec 23	Hou	W	0/0	INJURED RESERVE (FOOT)								
Dec 30	at Was	W	0/0	INJURED RESERVE (FOOT)								
Totals			8/8	50	40	0.0	0	14	0	0	457	44%
PLAYOFFS												
Jan 6	at Chi	W	0/0	INJURED RESERVE (FOOT)								
Jan 13	at NO	L	0/0	INJURED RESERVE (FOOT)								
Totals			0/0	0	0	0.0	0	0	0	0	0	0%



COLLEGE HIGHLIGHTS (Continued)

- Picked up 67 tackles, 3.0 sacks and 3 INTs (tied for the team lead) over 13 starts as a sophomore in 2013
- Earned 2012 Freshman First-Team All-America honors after starting all 13 games at cornerback and finishing 4th on the team with 57 total tackles, while adding 2 INTs and 5 PDs

TRANSACTIONS

- 2016** Drafted by PHI in 7th round (233rd overall)
Signed 4-year contract
- 12/8/18** Placed on Injured Reserve (foot)

2017 GAME-BY-GAME STATISTICS (PHI)

Date	Opp	GP/S	Tot	Solo	Sk	Int	PD	FF	FR	Snaps	Pct	
Sep 10	at Was	W	1/1	9	9	0.0	1	2	0	0	63	100%
Sep 17	at KC	L	1/1	2	2	0.0	0	0	0	0	53	100%
Sep 24	NYG	W	1/1	12	11	0.0	0	2	0	0	69	100%
Oct 1	at LAC	W	1/1	5	3	0.0	0	1	0	0	57	100%
Oct 8	Ari	W	1/1	6	5	0.0	0	3	0	0	58	97%
Oct 12	at Car	W	1/1	5	3	0.0	1	1	0	0	81	99%
Oct 23	Was	W	1/1	6	6	0.0	0	0	0	0	64	100%
Oct 29	SF	W	1/1	8	5	0.0	1	2	0	0	61	92%
Nov 5	Den	W	1/1	4	3	0.0	0	2	0	0	64	100%
Nov 19	at Dal	W	1/1	8	7	0.0	0	3	0	0	63	100%
Nov 26	Chi	W	1/1	2	2	0.0	0	1	0	0	44	80%
Dec 3	at Sea	L	1/1	7	5	0.0	0	1	0	0	60	97%
Dec 10	at LAR	W	1/1	0	0	0.0	0	0	0	0	48	100%
Dec 17	at NYG	W	1/1	4	3	0.0	0	2	0	0	85	97%
Dec 25	Oak	W	1/1	8	4	0.0	0	2	0	0	62	90%
Dec 31	Dal	L	0/0	INACTIVE (ANKLE)								
Totals			15/15	86	68	0.0	3	22	0	0	932	90%
PLAYOFFS												
Jan 13	Atl	W	1/1	1	1	0.0	0	3	0	0	63	100%
Jan 21	Min	W	1/1	5	4	0.0	0	1	0	0	67	100%
Feb 4	at NE	W	1/1	9	6	0.0	0	2	0	0	76	100%
Totals			3/3	15	11	0.0	0	6	0	0	206	100%

2016 GAME-BY-GAME STATISTICS (PHI)

Date	Opp	GP/S	Tot	Solo	Sk	Int	PD	FF	FR	Snaps	Pct	
Sep 11	Cle	W	1/0	2	2	0.0	0	1	0	0	12	23%
Sep 19	at Chi	W	1/0	6	6	0.0	0	1	0	0	43	83%
Sep 25	Pit	W	1/0	8	7	0.0	0	0	0	0	53	88%
Oct 9	at Det	L	1/0	4	4	0.0	0	1	0	0	24	39%
Oct 16	at Was	L	1/1	7	5	0.0	0	1	0	0	73	99%
Oct 23	Min	W	1/0	4	4	0.0	0	1	0	0	27	36%
Oct 30	at Dal	L	1/0	4	3	0.0	0	1	0	0	47	60%
Nov 6	at NYG	L	1/0	2	1	0.0	0	0	0	0	36	56%
Nov 13	Atl	W	1/1	7	6	0.0	0	1	0	0	50	100%
Nov 20	at Sea	L	1/0	1	0	0.0	0	0	0	0	40	60%
Nov 28	GB	L	1/0	5	5	0.0	0	2	0	0	49	69%
Dec 4	at Cin	L	1/0	4	2	0.0	0	0	0	0	23	36%
Dec 11	Was	L	1/0	1	1	0.0	0	0	0	0	40	83%
Dec 18	at Bal	L	1/0	3	3	0.0	0	0	0	0	34	59%
Dec 22	NYG	W	1/0	9	6	0.0	0	0	0	0	66	74%
Jan 1	Dal	W	1/0	0	0	0.0	0	0	0	0	44	79%
Totals			16/2	67	55	0.0	0	9	0	0	661	65%



6-3 | 223  **3rd Year**
DOB: Aug. 5, 1993 (Age 25)



Washington
 UDFA ('16) by Atlanta
 Acquired: FA-18



Joshua Perkins was originally signed by the Eagles to a reserve/future contract in 2018 after spending the previous two years on the Falcons practice squad and active roster. Perkins, who broke into the NFL as an undrafted free agent with Atlanta in 2016, played collegiately at the University of Washington, where he earned All-Pac-12 honors as a senior in 2015.

Perkins has seen action in 20 career NFL games (including playoffs). In 2018, he appeared in a career-high 9 games (1 start) with the Eagles.

Perkins was an All-Pac-12 honoree at the University of Washington, where he totaled 66 receptions for 911 yards (13.8 avg.) and 9 TDs in 27 career games.

SEASON HIGHLIGHTS

2018 - PHILADELPHIA EAGLES (9/1, 0/0)

- Posted career highs in receptions (4) and receiving yards (57) at TB (9/16/18), including a career-long 30-yard catch from **Nick Foles** in the fourth quarter

2016 - ATLANTA FALCONS (8/1, 3/0)

- Caught his first career TD on a 26-yard pass from **Matt Ryan** to cap Atlanta's opening drive at Car. (12/24/16)
- Recorded his first career catch in the first quarter vs. SF (12/18/16). Pulled in an 8-yard reception to set up a 5-yard TD by **Devonta Freeman**

COLLEGE HIGHLIGHTS

- Totaled 66 receptions for 911 yards (13.8 avg.) and 9 TDs in 27 career games at Washington
- Played in all 13 games (8 starts) as a senior in 2015, earning honorable mention All-Pac-12 accolades. Also named a midseason All-America first-teamer by SI.com

BIRDSEED

Perkins attended Gahr (CA) High School and during his senior year he was a first-team all-area selection after catching 70 passes for 1,072 yards and 11 TDs. In the top game of his senior year, Perkins caught 12 passes for 170 yards and 2 TDs.

 @lifesonlyperk  @lifesonlyperk

THREE-STEP DROP

Hobbies: Playing video games, basketball and hanging out with friends

Surprisingly good at: "I can sign, a little bit."

Favorite meals: "I like soul food - yams, fried chicken, greens and jambalaya."

Favorite movies: *The Wood*, *Friday* and *Avatar*

Favorite TV shows: *The Fresh Prince of Bel-Air* and *Martin*



CAREER STATISTICS

Year	Team	GP/S	RECEIVING					OFF SNAPS	
			Rec	Yds	Avg	Lg	TD	No	Pct
2016	Atlanta	8/1	3	42	14.0	26t	1	72	7%
2018	Philadelphia	9/1	5	67	13.4	30	0	95	9%
Totals		17/2	8	109	13.6	30	1	---	---

PLAYOFFS

2016	Atlanta	3/0	0	0	---	--	0	11	6%
2018	Philadelphia	0/0	PLACED ON IR (KNEE) ON 11/16/18						
Totals		3/0	0	0	---	--	0	---	---

ADDITIONAL STATISTICS

Special Teams Tackles: 5 - 2018 (3), 2016 (2)

CAREER HIGHS

Receptions	4	9/16/18 at TB
Receiving Yards	57	9/16/18 at TB
Receiving Long	30	9/16/18 at TB
Receiving TDs	1	12/24/16 at Car.



2018 GAME-BY-GAME STATISTICS (PHI)

Date	Opp	GP/S	RECEIVING					SNAPS		
			Rec	Yds	Avg	Lg	TD	No	Pct	
Sep 6	Atl	W	1/0	0	0	---	--	0	4	6%
Sep 16	at TB	L	1/0	4	57	14.3	30	0	26	33%
Sep 23	Ind	W	1/1	1	10	10.0	10	0	31	38%
Sep 30	at Ten	L	1/0	0	0	---	--	0	8	10%
Oct 7	Min	L	1/0	0	0	---	--	0	1	2%
Oct 11	at NYG	W	1/0	0	0	---	--	0	11	15%
Oct 21	Car	L	1/0	0	0	---	--	0	7	10%
Oct 28	at Jax	W	1/0	0	0	---	--	0	7	11%
Nov 11	Dal	L	1/0	0	0	---	--	0	0	0%
Nov 18	at NO	L	0/0	INJURED RESERVE (KNEE)						
Nov 25	NYG	W	0/0	INJURED RESERVE (KNEE)						
Dec 3	Was	W	0/0	INJURED RESERVE (KNEE)						
Dec 9	at Dal	L	0/0	INJURED RESERVE (KNEE)						
Dec 16	at LAR	W	0/0	INJURED RESERVE (KNEE)						
Dec 23	Hou	W	0/0	INJURED RESERVE (KNEE)						
Dec 30	at Was	W	0/0	INJURED RESERVE (KNEE)						
Totals			9/1	5	67	13.4	30	0	95	9%

PLAYOFFS

Jan 6	at Chi	W	0/0	INJURED RESERVE (KNEE)						
Jan 13	at NO	L	0/0	INJURED RESERVE (KNEE)						
Totals			0/0	0	0	---	--	0	0	0%

2016 GAME-BY-GAME STATISTICS (ATL)

Date	Opp	GP/S	RECEIVING					SNAPS		
			Rec	Yds	Avg	Lg	TD	No	Pct	
Sep 11	TB	L	0/0	INACTIVE						
Sep 18	at Oak	W	0/0	INACTIVE						
Sep 26	at NO	W	0/0	INACTIVE						
Oct 2	Car	W	0/0	INACTIVE						
Oct 9	at Den	W	0/0	INACTIVE						
Oct 16	at Sea	L	0/0	INACTIVE						
Oct 23	SD	L	0/0	INACTIVE						
Oct 30	GB	W	0/0	INACTIVE						
Nov 3	at TB	W	1/0	0	0	---	--	0	8	11%
Nov 13	at Phi	L	1/0	0	0	---	--	0	4	8%
Nov 27	Ari	W	1/0	0	0	---	--	0	3	4%
Dec 4	KC	L	1/0	0	0	---	--	0	1	1%
Dec 11	at LAR	W	1/0	0	0	---	--	0	5	9%
Dec 18	SF	W	1/0	1	8	8.0	8	0	10	15%
Dec 24	at Car	W	1/1	2	34	17.0	26t	1	27	43%
Jan 1	NO	W	1/0	0	0	---	--	0	14	23%
Totals			8/1	3	42	14.0	26t	1	72	7%

PLAYOFFS

Jan 14	Sea	W	1/0	0	0	---	--	0	7	10%
Jan 22	GB	W	1/0	0	0	---	--	0	4	73%
Feb 5	NE	L	1/0	0	0	---	--	0	0	0%
Totals			3/0	0	0	---	--	0	11	6%

TRANSACTIONS

2016	Signed by ATL as UDFA
9/2/17	Waived by ATL
9/3/17	Signed by ATL to practice squad
10/11/17	Released by ATL
1/15/18	Signed by PHI to reserve/future contract
11/16/18	Placed on Injured Reserve (knee)



6-4 | 328  **16th Year**

DOB: Jan. 22, 1982 (Age 37)



Queen City, Texas 

Queen City High School



Arkansas

UDFA ('04) by Buffalo
Acquired: T-Buf-09



In 2000, Jason Peters was a redshirt defensive lineman laboring on Arkansas' scout team. In 2004, he was an undrafted rookie tight end working to earn playing time in Buffalo. Now, he is a nine-time Pro Bowl and six-time All-Pro offensive tackle who is building his resume for a spot in the Pro Football Hall of Fame. Widely regarded as the best offensive tackle in the NFL, the 16-year veteran has anchored the Eagles offensive line since he was acquired in a trade with Buffalo in 2009.

AP 2007	AP 2008	AP 2010	AP 2011	AP 2013
AP 2014	 2008	 2009	 2010	 2011
 2012	 2014	 2015	 2016	 2017

THREE-STEP DROP

- Hobbies:** Dominoes, fishing, camping in Texas and DJing
- Favorite teams/athletes growing up:** Buffalo Bills, Texas Rangers, Bruce Smith
- First jersey:** Shaquille O'Neal, Magic
- First job:** Working the grill at a Wendy's in Atlanta, TX. "After practice, I would ride three miles on my bike to get to work."
- If he could play another sport:** Pitcher, New York Yankees
- Best player he ever faced:** Dwight Freeney. "He'll change the whole game around if you can't block him."
- Talent he'd like to have:** To be an engineer for Microsoft and invent something as impactful as the Internet

PRO BOWL BERTHS

EAGLES ALL-TIME HISTORY

 CHUCK BEDNARIK 8	 JASON PETERS 7	 BRIAN DAWKINS 7
 REGGIE WHITE 7	 DONOVAN MCNABB 6	 PETE PIHOS 6

EAGLES ALL-TIME TACKLES

 JASON PETERS 7	 TRA THOMAS 3
 BOB BROWN 3	 FRANK KILROY 3



AN UNCONVENTIONAL PATH

Peters originally signed with the Buffalo Bills in 2004 as a tight end with a signing bonus of \$5,000. He went undrafted despite an impressive workout at the combine, which included a 4.8 time in the 40-yard dash.

He began the 2004 season on the Bills practice squad, but was elevated to the 53-man roster in November and saw action at both tight end and offensive tackle. In a Dec. 19 contest at Cincinnati, Peters started his first career NFL game when the team opened up in a two-TE set. During the contest, he blocked a punt and recovered it in the end zone for a TD (pictured above).

In 2005, Peters made the transition from tight end to tackle and credits former Bills coach **Mike Mularkey** for the career-changing move. "Offensive line was one of our weak points and I remember wanting to get on the field any way I could. Coach Mularkey told me about it and Mouse (offensive line coach **Jim McNally**) and I got to work."

Peters officially made the switch to tackle in the middle of the season and started the final nine games of the year at RT. He went on to open the 2006 season as the starting RT and switched to LT for the final nine games of the season. That year, he was named to Peter King's SI.com All-Pro team. After proving to be the Bills' most dominant offensive lineman in 2006, Peters opened 15 contests at LT in 2007 and garnered Pro Bowl honors for the first time in his career.

In 2009, the Eagles acquired Peters in a trade with Buffalo in exchange for a first-round draft pick in 2009, a fourth-round pick in 2009 and a sixth-round pick in 2010. Since then, Peters has made the Pro Bowl seven times, marking the second-most Pro Bowl berths in franchise history.

EARLY ATHLETICISM

As a 9-year old, Peters was taken out of a baseball game after the umpire and opposing coach were convinced he was too old to play in the league. "I struck out 9 batters in the first three innings. My mother had to go home and get my birth certificate before I was allowed back in the game. After I did, I hit a home run."

Peters attended Queen City (TX) High School and earned All-District and All-Area honors as a defensive end. He also lettered in basketball, averaging 18.4 points per game to garner All-District and All-Area honors.



CUSTOM WHEELS

Peters owns a business in Shreveport, LA, named Greedy Boy Customs. "We do custom car work or on really anything with wheels," said Peters. "We've actually done work on a few golf carts." ... Thanks to his grandfather, Dallas Wiggins, buying and restoring cars has been a passion in Jason's life. "He used to take all these old cars and fix them up. When I was little, I was always hanging around watching him and my uncle, and I got hooked."



BRAND JORDAN

Peters started a collection of Jordans in 2006 and now has a collection of over 2,500 that he displays in one closet in his home. His personal favorites are the "black and red 13's."

BIRDSEED

Full name is Jason Raynard Peters. His mother is Teledeo (pronounced Toledo) Simington and his stepfather is Ivory Simington. He has two sisters, Ivy and Chrissy.

Jason is quick to name his mother as the hero in his life, "My mom means everything to me. I definitely wouldn't be where I am today without her. She worked multiple jobs so she could provide for us. In the last year or so she lost over 100 pounds before undergoing two knee replacement surgeries. Now she's doing so much better. She continues to be such a big inspiration to me."

He is single and resides in South Jersey and in Atlanta, TX. He has a son, Jayshaun, who plays football, baseball, and basketball. Majored in vocational education at Arkansas.



CAREER STATISTICS

Year	Team	GP/S	STARTS			OFF SNAPS		
			LT	RT	TE	No	Pct	
2004	Buffalo	5/1	0	0	1	N/A	N/A	
2005	Buffalo	16/10	0	9	1	N/A	N/A	
2006	Buffalo	16/16	9	7	0	N/A	N/A	
2007	Buffalo	15/15	15	0	0	N/A	N/A	
2008	Buffalo	13/13	13	0	0	N/A	N/A	
2009	Philadelphia	15/15	15	0	0	N/A	N/A	
2010	Philadelphia	13/13	13	0	0	N/A	N/A	
2011	Philadelphia	14/14	14	0	0	N/A	N/A	
2012	Philadelphia	0/0	PLACED ON IR (ACHILLES) [8/27/12]					
2013	Philadelphia	16/16	16	0	0	1018	92%	
2014	Philadelphia	16/16	16	0	0	1146	97%	
2015	Philadelphia	14/14	14	0	0	760	66%	
2016	Philadelphia	16/16	16	0	0	1100	97%	
2017	Philadelphia	7/7	7	0	0	422	37%	
2018	Philadelphia	16/16	16	0	0	868	79%	
Totals		192/182	164	16	2	---	---	

PLAYOFFS							
2009	Philadelphia	1/1	1	0	0	N/A	N/A
2010	Philadelphia	1/1	1	0	0	N/A	N/A
2013	Philadelphia	1/1	1	0	0	58	100%
2018	Philadelphia	2/2	2	0	0	105	88%
Totals		5/5	5	0	0	---	---

CAREER HIGHLIGHTS

- With his 9th **Pro Bowl** selection and 7th as an Eagle in 2016, Peters has garnered the second-most Pro Bowl nods in team history behind **Chuck Bednarik** (eight)
- Earned *Associated Press* **All-Pro** honors following the 2007, '08, '10, '11, '13 and '14 campaigns. Was named to the first team in 2011 and 2013
- Joined **Frank "Bucko" Kilroy** (1953-55) as the only two offensive linemen in franchise history to earn a **Pro Bowl** berth in three consecutive years
- Since Peters' first **Pro Bowl** selection in 2007, only **Joe Thomas** (10) has been selected to as many Pro Bowls as an offensive lineman
- Has two career touchdowns: Blocked a punt and recovered it in the end zone (12/19/04 at Cin.) and caught **J.P. Losman's** first career TD pass (9/11/05 vs. Hou.)
- In 2014, was named a second-team *AP All-Pro* and garnered All-NFC honors from the Pro Football Writers of America
- Was part of an Eagles offensive line in 2013 that blocked for the NFL's leading rusher, **LeSean McCoy**, who finished with a franchise-best 1,607 rushing yards. Also helped the Eagles set a team record with 6,676 total yards and record the second-most points in franchise history (442)

COLLEGE HIGHLIGHTS

- Left Arkansas after his junior season. Played in 36 games and caught 28 passes for 300 yards and 4 TDs as a tight end
- In 2003, earned All-SEC second team honors after starting every game at TE and ranking third on the team with 21 receptions for 218 yards and four TDs
- Played in 13 games (12 starts) as a tight end in 2002
- In 2001, played in 10 games (three starts). He began the season as a reserve defensive end and tackle, moving to tight end for the Auburn contest
- Redshirted in 2000, spending the season as a scout team defensive lineman

TRANSACTIONS

- 2004** Signed by BUF as undrafted free agent
- 9/1/04** Waived by BUF
- 9/7/04** Signed by BUF to practice squad
- 11/13/04** Signed by BUF from practice squad to active roster
- 7/14/06** Signed by BUF to 5-year contract extension
- 4/17/09** Traded from BUF to PHI for a 1st-round draft pick in 2009, a 4th-round pick in 2009 and a 6th-round pick in 2010 ... Signed by PHI to 6-year contract
- 8/27/12** Placed on Reserve/Non-Football Injury List (Achilles)
- 2/26/14** Signed by PHI to a 5-year contract
- 6/14/17** Signed by PHI to 1-year contract extension
- 10/25/17** Placed on Injured Reserve (knee)
- 3/11/19** Signed by PHI to 1-year contract extension





6-7 | 332  **2nd Year**
DOB: Dec. 16, 1994 (Age 24)



**Lakewood,
California**

**Lakewood
High School**



TCU

**D6-18 (206th overall)
by Philadelphia**

THREE-STEP DROP

First job: Was a bouncer at Varsity Bar near TCU's campus

Surprisingly good skill: Proficient at graphic design and using technology

First jersey: Magic Johnson, L.A. Lakers

Three favorite throwback jerseys: Michael Jordan, Chicago Bulls; Allen Iverson, Philadelphia 76ers; Kobe Bryant, Los Angeles Lakers

Best player he has faced: San Francisco 49ers and former Oregon DE DeForest Buckner

Favorite TV shows: Breaking Bad, Sons of Anarchy and Blacklist

Prized possession: His family



Matt Pryor was originally selected by the Eagles in the 6th round (206th overall) of the 2018 NFL Draft. The California native played collegiately at TCU, where he started in 31 games (23 at guard) and earned All-Big 12 honors following his senior season in 2017.

Pryor started every game during his junior and senior seasons at TCU. In 2017, he was named second-team All-Big 12 after blocking for an offense that ranked 17th in the nation in total TDs (62).

COLLEGE HIGHLIGHTS

- Started in 31 games (23 at guard) during his time with the Horned Frogs, including an Alamo Bowl victory over Stanford to end his collegiate career
- Started every game his junior and senior seasons, winning 17 games during that span
- Named second-team All-Big 12 at the guard position as a senior, when he helped TCU rank 17th in the nation in total TDs (62)
- Blocked for QB **Kenny Hill**, who threw for 3,152 yards and rushed for 325 yards in 2017. Helped Hill achieve the 2nd-best completion percentage in the Big 12

TRANSACTIONS

2018 Drafted by PHI in 6th round (206th overall)
Signed 4-year contract

CAREER STATISTICS

			OFF SNAPS	
Year	Team	GP/S	No	Pct
2018	Philadelphia	0/0	0	0%
Totals		0/0	---	---
PLAYOFFS				
2018	Philadelphia	0/0	0	0%
Totals		0/0	---	---



5-9 | 176  **2nd Year**
DOB: Dec. 6, 1994 (Age 24)



**Las Vegas,
Nevada**

**Canyon Springs
High School**



San Diego State
D4b-17 (132nd overall)
by Philadelphia
Acquired: FA-18



Donnel Pumphrey was originally selected by Philadelphia in the 4th round (132nd overall) of the 2017 NFL Draft and was a member of the Eagles' and Lions' practice squads in 2018. The Las Vegas native set the NCAA FBS record for career rushing yards (6,405) during his four-year career at San Diego State, including 2,133 yards during his senior season.



MOST RUSHING YARDS

NCAA PLAYERS IN 2016

D. Pumphrey (SDSU)	2,133
D. Foreman (Texas)	2,028
Brian Hill (Wyoming)	1,860
Aaron Jones (UTEP)	1,773
Dalvin Cook (FSU)	1,765

COLLEGE HIGHLIGHTS

- Finished his career ranked 1st all-time in NCAA FBS history in rushing yards (6,405), 5th in all-purpose yards (7,515), tied for 8th in overall TDs (67) and 9th in rushing TDs (62)
- Only player in NCAA FBS history to record at least 5,000 rushing yards (6,405) and 1,000 receiving yards (1,041)
- Broke numerous SDSU school records, passing **Marshall Faulk** in 2016 in rushing yards (6,405), all-purpose yards (7,515), 100+ yard rushing games (33), overall TDs (67), rushing TDs (62) and points (402)
- Led the NCAA in rushing (2,133 yards) as a senior in 2016 and gained first-team All-America honors from *Sports Illustrated*. Named a Heisman candidate, Doak Walker Award finalist and a Maxwell Award and Walter Camp Player of the Year Award semifinalist. Became the first running back voted as the Mountain West Conference Offensive Player of the Year in consecutive seasons

MOST RUSHING YARDS

NCAA DIVISION I FBS HISTORY

6,405	Donnel Pumphrey (SDSU)
6,397	Ron Dayne (Wisconsin)
6,279	Ricky Williams (Texas)
6,082	Tony Dorsett (Pitt)

THREE-STEP DROP

Hobbies: Playing with his two kids and collecting Jordan shoes

Bucket list: Travel the world

If he could play another sport, what position/team: Shortstop, N.Y. Yankees or L.A. Dodgers

Favorite meal: Soul food, fried chicken, mac and cheese

Favorite athletes growing up: LaDanian Tomlinson, Derek Jeter, Kobe Bryant



CAREER STATISTICS

Year	Team	GP/S	RUSHING					RECEIVING					OFF SNAPS		
			Att	Yds	Avg	Lg	TD	Rec	Yds	Avg	Lg	TD	TYS	No	Pct
2017	Philadelphia	0/0	0	0	---	--	0	0	0	---	--	0	0	0	0%
Totals		0/0	0	0	---	--	0	0	0	---	--	0	0	0	0%

PLAYOFFS															
2017	Philadelphia	0/0	PLACED ON INJURED RESERVE (HAMSTRING) ON 9/15/17												
Totals		0/0	0	0	---	--	0	0	0	---	--	0	0	0	0%



COLLEGE HIGHLIGHTS (Continued)

- Named MWC Offensive Player of the Year and earned honorable mention All-America accolades from *Sports Illustrated* as a junior in 2015. Led the Aztecs with 1,653 rushing yards and 17 TDs on 309 attempts (5.3 avg.)
- Also had a team-high 28 catches for 416 yards (14.9 avg.) and 3 TDs in 2015. Was one of only four players in FBS to lead his team in rushing yards and receptions
- Garnered honorable mention All-America honors from *Sports Illustrated* and was a first-team All-MWC selection as a sophomore in 2014. Rushed for 1,867 yards and a career-high 20 TDs on 276 attempts (6.8 avg.)

BIRDSEED

The son of Regina Padau and Donnel Pumphrey Sr., Pumphrey prepped at Canyon Springs HS (Las Vegas, NV), where he was named Gatorade Nevada Player of the Year in 2012. He was also a member of the track and field team and was a state runner-up in the 100 and 200 meters as a junior.



@Pumphrey6K



@pumphrey6k

TRANSACTIONS

- 2017** Drafted by PHI in 4th round (132nd overall)
Signed 4-year contract
- 9/15/17** Placed on Injured Reserve (hamstring)
- 9/1/18** Waived by PHI
- 9/5/18** Signed by DET to practice squad
- 9/26/18** Released by DET from practice squad
- 10/23/18** Signed by PHI to practice squad
- 1/14/19** Signed by PHI to reserve/future contract



6-3 | 305  **4th Year**

DOB: Nov. 2, 1994 (Age 24)



Mansfield, Texas 

Mansfield High School



Texas

**D4-16 (116th overall)
by Indianapolis
Acquired: T-Ind-19**



Originally selected by the Colts in the 4th round (116th overall) of the 2016 NFL Draft, Hassan Ridgeway was acquired by the Eagles in a trade with Indianapolis in 2019. Over his three-year career with the Colts, Ridgeway totaled 41 tackles (18 solo) and 4.5 sacks. A native of Mansfield, TX, Ridgeway played collegiately at the University of Texas.

CAREER HIGHLIGHTS

2018 - INDIANAPOLIS COLTS (5/0, 2/0)

- Competed in 7 games, including 2 playoff games, recording 9 tackles (6 solo)
- In the AFC Wild Card Round at Houston (1/5), he registered 2 tackles and half a sack.

2017 - INDIANAPOLIS COLTS (13/1)

- Played in 13 games (1 start) and totaled 14 tackles (5 solo), 3.0 sacks, 3 TFLs and 4 QB hits in his second year with the Colts

2016 - INDIANAPOLIS COLTS (16/5)

- Competed in all 16 games (5 starts) during his rookie year. Posted 23 tackles (9 solo), 1.5 sacks, 2 TFLs, 5 QB hits, 1 PD and 1 blocked extra point

COLLEGE HIGHLIGHTS

- A two-year starter who appeared in 36 games (18 starts) and totaled 92 tackles (58 solo), 9.5 sacks, 2 FRs (1 returned for a TD) and 1 PD
- Earned All-Big 12 honorable mention and was named First Team All-Big 12 by ESPN.com as a senior in 2015. Appeared in 11 games (8 starts) and totaled 36 tackles (24 solo), 6.5 TFLs, 3.5 sacks and 2 FRs
- In 2014, played in 13 games (10 starts) and totaled 43 tackles (27 solo) and finished second on the team in sacks (6.0) and 4th in tackles for loss (11)

BIRDSEED

Ridgeway prepped at Mansfield High School in Texas, where he lettered in football and basketball and earned All-America and all-state honors. Despite not playing football until his sophomore year, he was a two-time all area and all-district honoree on the defensive line.

He tallied 57 tackles, 7.5 sacks, one forced fumble and one fumble recovery in his senior season and helped lead Mansfield to an 11-2 record and advance to the third round of the state playoffs.

Majored in applied learning and development with a minor in social work at Texas.

 **@rldge8**  **@big_ridge1**



CAREER STATISTICS

Year	Team	GP/S	TACKLES					PASS DEFENSE					FUMBLES			DEF SNAPS		
			Total	Solo	Asst	TFL	Sacks	Int	Yds	Lg	TD	PD	QPH	FF	FR	Yds	No	Pct
2016	Indianapolis	16/5	21	8	13	2	1.5	0	0	--	0	1	5	0	0	0	442	41%
2017	Indianapolis	13/1	14	5	9	3	3.0	0	0	--	0	0	4	0	0	0	177	16%
2018	Indianapolis	5/0	6	5	1	1	0.0	0	0	--	0	0	0	0	0	0	65	6%
Totals		34/6	41	18	23	6	1.5	0	0	--	0	1	9	0	0	0	---	---

CAREER HIGHS

Tackles	5	12/11/16 vs. Hou.
Sacks	1.0	4x, last: 12/31/17 vs. Hou.
INTs	--	---
PDs	1	10/2/16 at Jax.
FFs	--	---
FRs	--	---

2018 GAME-BY-GAME STATISTICS (IND)

Date	Opp	GP/S	Tot	Solo	Sk	Int	PD	FF	FR	Snaps	Pct
Sep 9	Cin	L	0/0	INACTIVE							
Sep 16	at Was	W	1/0	0	0	0.0	0	0	0	12	16%
Sep 23	at Phi	L	0/0	INACTIVE							
Sep 30	Hou	L	0/0	INACTIVE							
Oct 4	at NE	L	0/0	INACTIVE							
Oct 14	at NYJ	L	1/0	2	1	0.0	0	0	0	13	18%
Oct 21	Buf	W	1/0	2	2	0.0	0	0	0	20	36%
Oct 28	at Oak	W	0/0	INACTIVE							
Nov 11	Jax	W	0/0	INACTIVE							
Nov 18	Ten	W	0/0	INACTIVE							
Nov 25	Mia	W	0/0	INACTIVE							
Dec 2	at Jax	L	0/0	INACTIVE							
Dec 9	at Hou	W	0/0	INACTIVE							
Dec 16	Dal	W	0/0	INACTIVE							
Dec 23	NYG	W	1/0	2	2	0.0	0	0	0	14	22%
Dec 30	at Ten	W	1/0	0	0	0.0	0	0	0	6	12%
Totals		5/0	6	5	0.0	0	0	0	0	65	6%

PLAYOFFS

Jan 5	at Hou	W	1/0	2	0	0.5	0	0	0	22	31%
Jan 12	At Kan	L	1/0	1	1	0.5	0	0	0	17	20%
Totals		2/0	3	1	0.5	0	0	0	0	39	25%

COLLEGE HIGHLIGHTS (Continued)

- Saw action in 12 games as a reserve in 2013, notching 13 tackles (7 solo) and 1 PD

TRANSACTIONS

2016 Drafted by IND in 4th round (116th overall)
4/26/19 Traded by IND to PHI

2017 GAME-BY-GAME STATISTICS (IND)

Date	Opp	GP/S	Tot	Solo	Sk	Int	PD	FF	FR	Snaps	Pct
Sep 10	at LAR	L	1/0	0	0	0.0	0	0	0	19	29%
Sep 17	Ari	L	1/0	1	1	1.0	0	0	0	11	17%
Sep 24	Cle	W	1/0	0	0	0.0	0	0	0	19	25%
Oct 1	at Sea	L	1/0	2	0	0.0	0	0	0	18	26%
Oct 8	SF	W	1/0	1	0	0.0	0	0	0	8	11%
Oct 16	at Ten	L	1/0	0	0	0.0	0	0	0	6	9%
Oct 22	Jax	L	1/0	1	0	0.0	0	0	0	17	25%
Oct 29	at Cin	L	1/0	1	1	0.0	0	0	0	7	12%
Nov 5	at Hou	W	1/0	1	0	0.0	0	0	0	7	10%
Nov 12	Pit	L	1/0	2	1	1.0	0	0	0	19	29%
Nov 26	Ten	L	0/0	INACTIVE							
Dec 3	at Jax	L	0/0	INACTIVE							
Dec 10	at Buf	L	0/0	INACTIVE							
Dec 14	Den	L	1/0	1	0	0.0	0	0	0	13	16%
Dec 23	at Bal	L	1/0	1	1	0.0	0	0	0	8	11%
Dec 31	Hou	W	1/1	3	1	1.0	0	0	0	25	45%
Totals		13/1	14	5	3.0	0	0	0	0	177	16%

2016 GAME-BY-GAME STATISTICS (IND)

Date	Opp	GP/S	Tot	Solo	Sk	Int	PD	FF	FR	Snaps	Pct
Sep 11	Det	L	1/0	1	0	0.0	0	0	0	27	41%
Sep 18	at Den	L	1/0	2	1	0.0	0	0	0	21	30%
Sep 25	LAC	W	1/0	0	0	0.0	0	0	0	17	29%
Oct 2	at Jax	L	1/0	2	1	0.5	0	1	0	22	31%
Oct 9	Chi	W	1/0	1	0	0.0	0	0	0	21	32%
Oct 16	at Hou	L	1/0	0	0	0.0	0	0	0	26	37%
Oct 23	at Ten	W	1/0	1	0	0.0	0	0	0	28	38%
Oct 30	Kan	L	1/0	2	1	0.0	0	0	0	37	50%
Nov 6	at GB	W	1/0	1	0	0.0	0	0	0	32	46%
Nov 20	Ten	W	1/1	1	0	0.0	0	0	0	30	42%
Nov 24	Pit	L	1/0	2	2	0.0	0	0	0	25	46%
Dec 5	at NYJ	W	1/1	1	0	0.0	0	0	0	13	25%
Dec 11	Hou	L	1/1	5	1	1.0	0	0	0	43	60%
Dec 18	at Min	W	1/1	0	0	0.0	0	0	0	29	50%
Dec 24	at Oak	L	1/1	1	1	0.0	0	0	0	49	64%
Jan 1	Jax	W	1/0	1	1	0.0	0	0	0	22	30%
Totals		16/5	21	8	1.5	0	1	0	0	442	41%



6-4 | 257  **6th Year**
DOB: Jan. 22, 1992 (Age 27)

**Shrewsbury,
Massachusetts**




Cal

California
D3-14 (98th overall)
by Green Bay
Acquired: FA-GB-18

**500+ YARDS & 8+ TDs
IN FIRST OR SECOND
NFL SEASON**

NFL TIGHT ENDS SINCE 2010



RICHARD RODGERS 2015 (510-8)	JIMMY GRAHAM 2011 (1,310-11)	ROB GRONKOWSKI 2011 (1,327-17)	ROB GRONKOWSKI 2010 (546-10)
---	---	---	---

THREE-STEP DROP

Prized possession: His high school varsity letterman jacket

Surprisingly good at: Ping pong

Moment left star struck: Meeting Ray Allen in Boston

Favorite movie: *The Sandlot*

Favorite music: Hip-hop, Childish Gambino

Favorite meal: Cereal

First jersey: Jason Kidd



Richard Rodgers was signed by the Eagles during the 2018 offseason after spending the first four years of his career with Green Bay. Rodgers was selected by the Packers in the 3rd round (98th overall) of the 2014 NFL Draft and has registered 121 receptions for 1,173 yards and 13 TDs in 70 career games (24 starts).

MOST RECEIVING TDs NFL TIGHT ENDS IN 2015

Tyler Eifert (Cin.)	13
Rob Gronkowski (NE)	11
Jordan Reed (Was.)	11
Gary Barnidge (Cle.)	9
Richard Rodgers (GB)	8

ALL-TIME PACKERS TIGHT ENDS

Paul Coffman (1983)	11
Keith Jackson (1996)	10
Bubba Franks (2001)	9
Paul Coffman (1984)	9
Richard Rodgers (2015)	8
Jermichael Finley (2011)	8

CAREER HIGHLIGHTS

- In 2015, ranked 5th among NFL TEs with a career-high 8 TDs (tied for 5th-most by a TE in Packers history)
- Set a single-game, regular-season record for receiving yards by a Packers TE (146) at Det. (12/3/15), highlighted by his game-winning 61-yard TD on a Hail Mary pass from **Aaron Rodgers** on the final play
- The Hail Mary was the 2nd-longest come-from-behind, game-ending TD from scrimmage in NFL history, behind Lions QB **Earl Morrall's** 65-yard TD pass to TE **Jim Gibbons** on 12/4/60

SEASON HIGHLIGHTS

2018 - PHILADELPHIA EAGLES (7/0, 2/0)

- Saw action in 7 games primarily on special teams after missing the first 9 games of the regular season due to a knee injury



CAREER STATISTICS

Year	Team	GP/S	RECEIVING					OFF SNAPS	
			Rec	Yds	Avg	Lg	TD	No	Pct
2014	Green Bay	16/5	20	225	11.3	43	2	480	46%
2015	Green Bay	16/12	58	510	8.8	61t	8	799	70%
2016	Green Bay	16/6	30	271	9.0	22	2	604	56%
2017	Green Bay	15/1	12	160	13.3	36	1	305	29%
2018	Philadelphia	7/0	1	7	7.0	7	0	42	4%
Totals		70/24	121	1,173	9.7	61t	13	---	---

PLAYOFFS

2014	Green Bay	2/0	5	48	9.6	13t	1	50	36%
2015	Green Bay	2/2	7	56	8.0	15	0	124	84%
2016	Green Bay	3/0	1	34	34.0	34t	1	67	33%
2018	Philadelphia	2/0	0	0	---	--	0	3	3%
Totals		9/2	13	138	10.6	34t	2	---	---

ADDITIONAL STATISTICS

Rushing: 1 for 11 yards on 9/13/15 at Chicago

FRs: 2 - 2015 (1), 2014 (1) **Miscellaneous FRs:** 2 - 2015 (1), 2014 (1)

CAREER HIGHS

Receptions	8	12/3/15 at Det.
Receiving Yards	146	12/3/15 at Det.
Receiving Long	61t	12/3/15 at Det.
Receiving TDs	2	11/8/15 at Car.

SEASON HIGHLIGHTS (Continued)

2017 - GREEN BAY PACKERS (15/1)

- Caught 12 passes for 160 yards (13.3 avg.) and 1 TD
- Posted a season-high 4 receptions for a season-best 77 yards (19.3 avg.) and 1 TD at Car. (12/17/17). His 19.3 yards per reception were a career high. Became the first Green Bay TE with 75+ yards in a game on 4-or-fewer receptions since **Jermichael Finley** on 10/13/13 at Baltimore

2016 - GREEN BAY PACKERS (16/6, 3/0)

- Produced 30 catches for 271 yards and 2 TDs in the regular season and added a 34-yard receiving TD in the playoffs

2015 - GREEN BAY PACKERS (16/12, 2/2)

- Ranked 5th among NFL TEs with a career-high 8 TDs (tied for 5th-most by a TE in Packers history), trailing only **Tyler Eifert** (13), **Rob Gronkowski** (11), **Jordan Reed** (11) and **Gary Barnidge** (9)
- Became just the fourth TE in team history to record 55+ receptions (58) in a single season, joining **Paul Coffman**, **Jermichael Finley** and **Jackie Harris**
- Was one of only four NFL TEs in 2015 with 55+ receptions (58), 500+ receiving yards (510) and 8+ receiving TDs (8), joining **Rob Gronkowski**, **Jordan Reed** and **Gary Barnidge**
- Registered postseason career highs in receptions (7) and receiving yards (56) during the Packers' playoff run

FAMILY TIES

Rodgers' father, Richard Sr., is the assistant defensive backs/safeties coach for the Panthers. Richard Sr. was a two-time All-Pacific-10 selection as a defensive back at California, where he was prominently involved in "The Play" against Stanford in 1982, making the last of five laterals. Richard Sr. went on to play three seasons (1987-88, 1992) in the Arena Football League.

Rodgers' uncle, Gill Byrd, was most recently the cornerbacks coach for the Tampa Bay Buccaneers. His cousin, Jairus Byrd, played safety for the Buffalo Bills (2009-13) and New Orleans Saints (2014-16).

Rodgers' grandfather, Clyde Mashore, played pro baseball for five seasons (1969-73), and his uncle, Damon Mashore, played three MLB seasons (1996-98).

BIRDSEED

Rodgers attended St. John's (MA) High School, where he was named a Prep Star All-American after leading all Massachusetts Division C-1 players in receiving, sacks and scoring as a senior in 2010. Rodgers caught 65 passes for 1,064 yards (16.4 avg.) and 16 TDs for a 12-1 squad that won the state's Division IA Conference with a 5-0 league mark. At defensive end, he registered 35 tackles, 8.0 sacks, 1 INT, 4 FFs and 2 FRs. Rodgers was also named the Defensive MVP of the Division IA Conference as a junior in 2009 after posting 42 tackles, 3.0 sacks and 4 INTs, including one he returned 75 yards for a TD. Rodgers majored in American Studies at California.

 @richard_rodgers11





2018 GAME-BY-GAME STATISTICS (PHI)

Date	Opp	GP/S	RECEIVING						SNAPS		
			Rec	Yds	Avg	Lg	TD	No	Pct		
Sep 6	Atl	W	0/0	INJURED RESERVE (KNEE)							
Sep 16	at TB	L	0/0	INJURED RESERVE (KNEE)							
Sep 23	Ind	W	0/0	INJURED RESERVE (KNEE)							
Sep 30	at Ten	L	0/0	INJURED RESERVE (KNEE)							
Oct 7	Min	L	0/0	INJURED RESERVE (KNEE)							
Oct 11	at NYG	W	0/0	INJURED RESERVE (KNEE)							
Oct 21	Car	L	0/0	INJURED RESERVE (KNEE)							
Oct 28	at Jax	W	0/0	INJURED RESERVE (KNEE)							
Nov 11	Dal	L	0/0	INJURED RESERVE (KNEE)							
Nov 18	at NO	L	1/0	0	0	---	--	0	0	0%	
Nov 25	NYG	W	1/0	0	0	---	--	0	8	12%	
Dec 3	Was	W	1/0	0	0	---	--	0	10	13%	
Dec 9	at Dal	L	1/0	0	0	---	--	0	2	4%	
Dec 16	at LAR	W	1/0	0	0	---	--	0	4	6%	
Dec 23	Hou	W	1/0	1	7	7.0	7	0	13	16%	
Dec 30	at Was	W	1/0	0	0	---	--	0	5	7%	
Totals			7/0	1	7	7.0	7	0	42	4%	

PLAYOFFS

Jan 6	at Chi	W	1/0	0	0	---	--	0	1	1%
Jan 13	at NO	L	1/0	0	0	---	--	0	2	4%
Totals			2/0	0	0	---	--	0	3	3%



2017 GAME-BY-GAME STATISTICS (GB)

Date	Opp	GP/S	RECEIVING						SNAPS		
			Rec	Yds	Avg	Lg	TD	No	Pct		
Sep 10	Sea	W	1/0	0	0	---	--	0	5	6%	
Sep 17	at Atl	L	1/0	2	22	11.0	14	0	10	13%	
Sep 24	Cin	W	1/0	0	0	---	--	0	10	14%	
Sep 28	Chi	W	1/0	0	0	---	--	0	10	18%	
Oct 8	at Dal	W	1/0	1	16	16.0	16	0	6	10%	
Oct 15	at Min	L	1/0	0	0	---	--	0	11	17%	
Oct 22	NO	L	1/0	0	0	---	--	0	6	11%	
Nov 6	Det	L	1/0	1	5	5.0	5	0	33	56%	
Nov 12	at Chi	W	1/0	1	8	8.0	8	0	32	49%	
Nov 19	Bal	L	1/0	1	3	3.0	3	0	37	54%	
Nov 26	at Pit	L	1/0	1	25	25.0	25	0	37	67%	
Dec 3	TB	W	1/0	1	4	4.0	4	0	29	53%	
Dec 10	at Cle	W	1/0	0	0	---	--	0	40	53%	
Dec 17	at Car	L	1/1	4	77	19.3	36	1	37	54%	
Dec 23	Min	L	1/0	0	0	---	--	0	2	3%	
Dec 31	at Det	L	0/0	INACTIVE (SHOULDER)							
Totals			15/1	12	160	13.3	36	1	305	29%	

SEASON HIGHLIGHTS (Continued)

- Set a single-game, regular-season record for receiving yards by a Packers TE (146) at Det. (12/3/15), highlighted by his game-winning 61-yard TD on a Hail Mary pass from **Aaron Rodgers** on the final play of the game
- The Hail Mary was the 2nd-longest come-from-behind, game-ending TD from scrimmage in the fourth quarter in NFL history, behind Lions QB **Earl Morrall**'s 65-yard TD pass to TE **Jim Gibbons** on 12/4/60

2014 - GREEN BAY PACKERS (16/5, 2/0)

- Played in all 16 games as a rookie and totaled 20 catches for 225 yards and 2 TDs. Became the first Packers rookie TE to play in all 16 games since **Bubba Franks** in 2000
- Posted 5 receptions for 48 yards and 1 TD in the playoffs

COLLEGE HIGHLIGHTS

- Appeared in 35 games (11 starts) during his three seasons at California and finished with 59 receptions for 896 yards (15.2 avg.) and 2 TDs. Played tight end for his first two seasons before moving to inside receiver as a junior in 2013

TRANSACTIONS

- 2014** Drafted by GB in 3rd round (98th overall)
Signed 4-year contract
- 4/4/18** Agreed to terms with PHI on 1-year contract
- 9/4/18** Placed on Injured Reserve (knee)
- 11/16/18** Activated from Injured Reserve (knee)
- 3/28/19** Signed by PHI to 2-year contract



2016 GAME-BY-GAME STATISTICS (GB)

Date	Opp	GP/S	RECEIVING						SNAPS	
			Rec	Yds	Avg	Lg	TD	No	Pct	
Sep 11	at Jax	W	1/0	1	22	22.0	22	0	25	39%
Sep 18	at Min	L	1/0	2	25	12.5	15	0	36	51%
Sep 25	Det	W	1/1	2	9	4.5	7	1	43	80%
Oct 9	NYG	W	1/1	1	6	6.0	6	0	73	91%
Oct 16	Dal	L	1/0	2	15	7.5	12	0	47	67%
Oct 20	Chi	W	1/1	1	7	7.0	7	0	48	55%
Oct 30	at Atl	L	1/1	0	0	---	--	0	26	42%
Nov 6	Ind	L	1/0	6	64	10.7	22	0	49	71%
Nov 13	at Ten	L	1/1	4	27	6.8	12	0	65	83%
Nov 20	at Was	L	1/0	4	28	7.0	11	0	21	31%
Nov 28	at Phi	W	1/0	0	0	---	--	0	26	37%
Dec 4	Hou	W	1/0	2	16	8.0	9	0	27	47%
Dec 11	Sea	W	1/0	1	8	8.0	8	0	34	58%
Dec 18	at Chi	W	1/1	1	10	10.0	10	0	20	33%
Dec 24	Min	W	1/0	2	20	10.0	13t	1	29	49%
Jan 1	at Det	W	1/0	1	14	14.0	14	0	35	47%
Totals			16/6	30	271	9.0	22	2	604	56%
PLAYOFFS										
Jan 8	NYG	W	1/0	0	0	---	--	0	25	35%
Jan 15	at Dal	W	1/0	1	34	34.0	34t	1	25	37%
Jan 22	at Atl	L	1/0	0	0	---	--	0	17	25%
Totals			3/0	1	34	34.0	34t	1	67	33%

2015 GAME-BY-GAME STATISTICS (GB)

Date	Opp	GP/S	RECEIVING						SNAPS	
			Rec	Yds	Avg	Lg	TD	No	Pct	
Sep 13	at Chi	W	1/1	3	27	9.0	20	0	37	63%
Sep 20	Sea	W	1/1	3	23	7.7	9	1	46	65%
Sep 28	KC	W	1/1	2	15	7.5	8	0	53	70%
Oct 4	at SF	W	1/1	5	45	9.0	12	1	66	90%
Oct 11	StL	W	1/1	6	45	7.5	18	0	58	94%
Oct 18	SD	W	1/1	2	34	17.0	25	0	45	85%
Nov 1	at Den	L	1/1	2	16	8.0	11	0	51	96%
Nov 8	at Car	L	1/1	5	19	3.8	7	2	67	87%
Nov 15	Det	L	1/1	5	32	6.4	21	1	54	62%
Nov 22	at Min	W	1/1	3	7	2.3	5	0	51	66%
Nov 26	Chi	L	1/1	4	30	7.5	13	0	46	59%
Dec 3	at Det	W	1/0	8	146	18.3	61t	1	34	51%
Dec 13	Dal	W	1/0	1	3	3.0	3t	1	42	48%
Dec 20	at Oak	W	1/0	1	7	7.0	7	0	40	53%
Dec 27	at Ari	L	1/0	1	2	2.0	2	0	48	67%
Jan 3	Min	L	1/1	7	59	8.4	18	1	61	77%
Totals			16/12	58	510	8.8	61t	8	799	70%
PLAYOFFS										
Jan 10	at Was	W	1/1	2	11	5.5	6	0	66	88%
Jan 16	at Ari	L	1/1	5	45	9.0	15	0	58	79%
Totals			2/2	7	56	8.0	15	0	124	84%

2014 GAME-BY-GAME STATISTICS (GB)

Date	Opp	GP/S	RECEIVING						SNAPS	
			Rec	Yds	Avg	Lg	TD	No	Pct	
Sep 4	at Sea	L	1/1	0	0	---	--	0	20	32%
Sep 14	NYJ	W	1/1	0	0	---	--	0	34	48%
Sep 21	at Det	L	1/1	0	0	---	--	0	11	21%
Sep 28	at Chi	W	1/1	2	52	26.0	43	0	22	42%
Oct 2	Min	W	1/0	0	0	---	--	0	19	35%
Oct 12	at Mia	W	1/0	0	0	---	--	0	34	43%
Oct 19	Car	W	1/0	1	1	1.0	1	0	32	55%
Oct 26	at NO	L	1/0	4	58	14.5	22	0	34	50%
Nov 9	Chi	W	1/1	2	6	3.0	4	0	52	78%
Nov 16	Phi	W	1/0	1	19	19.0	19	0	44	65%
Nov 23	at Min	W	1/0	1	1	1.0	1t	1	30	46%
Nov 30	NE	W	1/0	2	35	17.5	32t	1	29	40%
Dec 8	Atl	W	1/0	0	0	---	--	0	34	50%
Dec 14	at Buf	L	1/0	0	0	---	--	0	19	27%
Dec 21	at TB	W	1/0	2	13	6.5	8	0	35	47%
Dec 28	Det	W	1/0	5	40	8.0	18	0	31	47%
Totals			16/5	20	225	11.3	43	2	480	46%
PLAYOFFS										
Jan 11	Dal	W	1/0	1	13	13.0	13t	1	21	31%
Jan 18	at Sea	L	1/0	4	35	8.8	12	0	29	42%
Totals			2/0	5	48	9.6	13t	1	50	36%





5-11 | 211 **Rookie**
DOB: May 1, 1997 (Age 22)

**Pittsburgh,
 Pennsylvania**



**Woodland Hills
 High School**



**Penn State
 D2a-19 (53rd overall)
 by Philadelphia**



One of the most productive running backs in Penn State history, **Miles Sanders** was selected by the Eagles in the 2nd round (53rd overall) of the 2019 NFL Draft. Sanders earned All-Big Ten honors as a junior in 2018, when he ranked 2nd in the conference with a career-high 1,274 rushing yards (marked the 5th-most rushing yards by a Nittany Lion since 2000).

MOST RUSHING YARDS BIG TEN CONFERENCE IN 2018

Jonathan Taylor (Wisc.)	2,194
Miles Sanders (Penn State)	1,274
Karan Higdon (Michigan)	1,178
Mohamed Ibrahim (Minn.)	1,160
Stevie Scott (Indiana)	1,137

PENN STATE PLAYERS SINCE 2000

Larry Johnson (2002)	2,087
Saquon Barkley (2016)	1,496
Tony Hunt (2006)	1,386
Rodney Kinlaw (2007)	1,329
Miles Sanders (2018)	1,274

BIRDSEED

Sanders attended Woodland Hills (PA) HS, where he was tabbed as PIAA Class AAA All-State first team in 2014 and 2015. He helped lead the school to 39 victories during his career, finishing with 4,573 yards on 508 carries and 59 touchdowns, landing him fifth in WPIAL Class AAAA history.

Sanders also ran track for Woodland Hills, competing in the 100, 200 and 4x100.

Miles is the son of Marlene Sanders and has one older brother, Brian, and a younger brother, Kobe. His hobbies include playing video games, training and watching Netflix.

@BoobieMilesXXIV @boobiemilesxxiv

CAREER HIGHLIGHTS

- Rushed 276 times for 1,649 yards (6.0 avg.) and 12 TDs in 38 career games at Penn State. Also added 32 catches for 193 yards and 1 TD
- Finished his career as the 45th player in program history to rush for more than 1,000 yards and 25th all-time with 1,649 rushing yards
- As a junior in 2018, ranked 2nd in the Big Ten Conference with a career-high 1,274 rushing yards, which are the 5th-most by a Penn State RB since 2000 (11th overall). Rushed for 9 TDs and posted 24 receptions for 139 yards
- Appeared in 12 games (1 start) as a sophomore in 2017, making his first career start vs. Rutgers (11/11/17)
- Made his collegiate debut as a freshman in 2016 vs. Kent State (9/3/16). Posted a school season record for kickoff returns (33)

As a junior in 2018, Sanders ranked 2nd in the Big Ten Conference with a career-high 1,274 rushing yards, which are the 5th-most by a Penn State RB since 2000.



COLLEGE STATISTICS

Year	Team	GP/S	RUSHING				RECEIVING				TYS	KICK RETURNS			
			Att	Yds	Avg	TD	Rec	Yds	Avg	TD		Ret	Yds	Avg	TD
2016	Penn State	13/0	25	184	7.4	1	2	24	12.0	1	208	33	688	20.8	0
2017	Penn State	12/1	31	191	6.2	2	6	30	5.0	0	221	5	76	15.2	0
2018	Penn State	13/13	220	1274	5.8	9	24	139	5.8	0	1413	0	0	--	0
Totals		38/14	276	1649	6.0	12	32	193	6.0	1	18142	38	764	20.1	0

TRANSACTIONS

2019

Drafted by PHI in 2nd round (53rd overall)

Signed 4-year contract





5-10 | 196  **12th Year**
DOB: Feb. 10, 1987 (Age 32)

Orlando Scandrick was signed by the Eagles during training camp in 2019 after spending the 2018 season with the Chiefs. Originally an undrafted free agent with the Cowboys in 2008, Scandrick has played in 140 career regular-season games (76 starts), totaling 435 tackles (385 solo), 11.5 sacks, 9 INTs, 76 PDs, 9 FFs and 1 FR.



Los Angeles, California

Los Alamitos High School



Boise State
UDFA ('08) by Dallas
Acquired: FA-KC-19



MOST PASSES DEFENSED CHIEFS PLAYERS IN 2018

Steven Nelson	15
Orlando Scandrick*	13
Kendall Fuller	12
Chris Jones	5
Ron Parker	5

* Career-high 13 PDs

SEASON HIGHLIGHTS

2018 - KANSAS CITY CHIEFS (15/7, 1/0)

- Ranked 2nd on the Chiefs defense with a career-high 13 PDs, trailing only Steven Nelson (15) in that category. Also added 44 tackles (38 solo), 1 INT and 1 FF

2017 - DALLAS COWBOYS (11/11)

- Served as a team captain and recorded 38 tackles (32 solo) and 3 PDs in 11 games
- Recorded a season-high 8 tackles (7 solo) and returned a blocked FG 86 yards to set up a Dallas TD run at Was. (10/29/17)

2016 - DALLAS COWBOYS (12/10, 1/1)

- Finished the season with 46 tackles (39 solo), 2.0 sacks, 1 INT, 8 PDs and a career-high 3 FFs in 12 games (10 starts)
- Sacked Packers QB **Aaron Rodgers** in the NFC Divisional Round vs. GB (1/17/17)

2014 - DALLAS COWBOYS (14/14, 2/2)

- Posted a career-high 55 tackles (50 solo), 1.0 sack, 2 INTs, 9 PDs and 2 FFs. Marked his second straight year with multiple INTs

2013 - DALLAS COWBOYS (16/15)

- Started a career-high 15 of 16 games and recorded a career-high 64 tackles (59 solo), 2.0 sacks, 2 INTs and 12 PDs

BIRDSEED

Scandrick attended Los Alamitos (CA) High School, where he contributed as a wide receiver, defensive back and kick returner. He was named to the long Beach Dream Team first team and was a first-team All-Sunset League selection. As a high school senior, Scandrick caught 52 passes for 832 yards and 12 TDs along with 54 tackles and 3 INTs. He also returned 22 kickoffs for 1,024 yards and 1 TD.

Scandrick is the son of LaTonya Lee. He earned his degree from Boise State in communications. Scandrick and DeSean Jackson have been great friends since childhood.

 **@OScandrick**

 **@orlandoscandrick**



CAREER STATISTICS

Year	Team	GP/S	TACKLES					PASS DEFENSE						FUMBLES			DEF SNAPS	
			Total	Solo	Asst	TFL	Sacks	Int	Yds	Lg	TD	PD	QPH	FF	FR	Yds	No	Pct
2008	Dallas	16/2	27	26	1	1	1.0	0	0	0	0	4	2	0	0	0	N/A	N/A
2009	Dallas	16/4	46	43	3	1	1.0	1	0	0	0	9	5	2	1	15	N/A	N/A
2010	Dallas	16/3	45	40	5	7	2.5	1	40	40t	1	9	9	0	0	0	N/A	N/A
2011	Dallas	13/7	49	42	7	4	2.0	1	0	0	0	5	13	0	0	0	N/A	N/A
2012	Dallas	11/3	21	16	5	2	0.0	0	0	0	0	4	1	0	0	0	326	32%
2013	Dallas	16/15	64	59	5	4	2.0	2	0	0	0	12	7	1	0	0	1,089	95%
2014	Dallas	14/14	55	50	5	2	1.0	2	2	2	0	9	4	2	0	0	862	84%
2015	Dallas	0/0	PLACED ON INJURED RESERVE (KNEE) ON 9/1/15															
2016	Dallas	12/10	46	39	7	2	2.0	1	0	0	0	8	5	3	0	0	642	61%
2017	Dallas	11/11	38	32	6	4	0.0	0	0	0	0	3	4	0	0	0	614	59%
2018	Kansas City	15/7	44	38	6	0	0.0	1	0	0	0	13	0	1	0	0	788	67%
Totals		140/76	435	385	50	27	11.5	9	42	40t	1	76	50	9	1	15	---	---

PLAYOFFS

2009	Dallas	2/1	4	4	0	0	0.0	0	0	--	0	0	0	0	0	0	N/A	N/A
2014	Dallas	2/2	8	6	2	0	0.0	0	0	--	0	0	0	0	0	0	---	---
2016	Dallas	1/1	3	3	0	1	1.0	0	0	--	0	0	2	0	0	0	---	---
2018	Kansas City	1/0	0	0	0	0	0.0	0	0	--	0	0	0	0	0	0	---	---
Totals		6/4	15	13	2	1	1.0	0	0	--	0	0	2	0	0	0	---	---

CAREER HIGHS

Tackles	9	2x, last: 12/2/18 at Oak.
Sacks	1.0	12x, last: 1/15/17 vs. GB (Div.)
INTs	1	9x, last: 10/7/18 vs. Jax.
PDs	4	2x, last: 10/7/18 vs. Jax.
FFs	2	12/27/09 at Was.
FRs	1	11/1/09 vs. Sea.

SEASON HIGHLIGHTS (Continued)

2011 - DALLAS COWBOYS (13/7)

- Notched 49 tackles (42 solo), 2.0 sacks, 1 INT and 5 PDs in 13 games (7 starts)

2010 - DALLAS COWBOYS (16/3)

- Totaled 45 tackles (40 solo), a career-high 2.5 sacks, 1 INT (including 1 TD) and 9 PDs in 16 games (3 starts)
- Intercepted Colts QB **Peyton Manning** and returned the pick 40 yards for a TD at Ind. (12/5/10)

2009 - DALLAS COWBOYS (16/4, 2/1)

- Logged 46 tackles (43 solo), 1.0 sack, 1 INT, 9 PDs, 2 FFs and 1 FR in 16 games (4 starts)

COLLEGE HIGHLIGHTS

- Played collegiately at Boise State, starting 38 of the 39 games in which he played and recording 152 tackles, 3.5 sacks and 5 FFs. Left with a school-record 7 blocked kicks, including the single-season record of 4 in 2007





2018 GAME-BY-GAME STATISTICS (KC)

Date	Opp	GP/S	Tot	Solo	Sk	Int	PD	FF	FR	Snaps	Pct		
Sep 9	at LAC	W	1/0	1	1	0.0	0	1	0	0	68	83%	
Sep 16	at Pit	W	1/1	0	0	0.0	0	0	0	0	73	89%	
Sep 23	SF	W	1/0	2	2	0.0	0	1	0	0	42	62%	
Oct 1	at Den	W	1/0	5	5	0.0	0	1	0	0	41	68%	
Oct 7	Jax	W	1/0	3	3	0.0	1	4	0	0	68	82%	
Oct 14	at NE	L	1/1	4	3	0.0	0	0	0	0	48	62%	
Oct 21	Cin	W	1/1	6	5	0.0	0	1	0	0	44	77%	
Oct 28	Den	W	1/0	1	1	0.0	0	1	0	0	45	62%	
Nov 4	at Cle	W	1/1	2	2	0.0	0	0	0	0	48	64%	
Nov 11	Ari	W	1/0	3	2	0.0	0	1	0	0	55	75%	
Nov 19	at LAR	L	1/1	2	2	0.0	0	1	0	0	80	100%	
Dec 2	at Oak	W	1/1	9	8	0.0	0	1	0	0	63	83%	
Dec 9	Bal	W	1/1	3	2	0.0	0	1	0	0	46	65%	
Dec 13	LAC	L	1/0	3	2	0.0	0	0	1	0	64	87%	
Dec 23	at Sea	L	0/0	DID NOT PLAY									
Dec 30	Oak	W	1/0	0	0	0.0	0	0	0	0	3	5%	
Totals			15/7	44	38	0.0	1	13	1	0	788	67%	
PLAYOFFS													
Jan 12	Ind	W	1/0	0	0	0.0	0	0	0	0	---	---	
Jan 20	NE	L	0/0	DID NOT PLAY									
Totals			1/0	0	0	0.0	0	0	0	0	---	---	

COLLEGE HIGHLIGHTS (Continued)

- Started all 13 games as a junior, tallying 50 tackles, 7 PDs, 2 FFs and 2 INTs. As a sophomore, finished the season 4th on the team in tackles (52) and added 2.0 sacks, 6 PDs, 2 FFs and 1 INT. Named a second-team Freshman All-American by Scout.com and honorable mention Freshman All-American by *The Sporting News* after starting 12 of the school's 13 games as a true freshman

TRANSACTIONS

- 2008** Signed by DAL as undrafted rookie
- 8/24/11** Re-signed by DAL
- 12/8/12** Placed on Injured Reserve (broken hand)
- 12/13/13** Signed by DAL to contract extension
- 8/30/14** Suspended by NFL
- 9/17/14** Suspension lifted by NFL
- 5/22/15** Signed by DAL to contract extension
- 9/1/15** Placed on Injured Reserve (knee)
- 9/1/16** Signed by DAL
- 12/29/17** Placed on Injured Reserve (back)
- 3/17/18** Released by DAL
- 3/19/18** Signed by WAS
- 8/14/18** Released by WAS
- 8/19/18** Signed by KC
- 7/28/19** Signed by PHI



6-1 | 210  **9th Year**
DOB: Sept. 9, 1987 (Age 31)



**San Antonio,
Texas**

**Smithson Valley
High School**



Rice

**UDFA ('10) by Dallas
Acquired: FA-Min-19**



Andrew Sendejo (pronounced sin-DAY-ho) was signed by Philadelphia during the 2019 offseason after spending the previous eight seasons with Minnesota. Sendejo, who first began his career with the UFL's Sacramento Mountain Lions in 2010, has started each of his last 48 games played at safety and is a standout on special teams. In 2014, Sendejo was named the Vikings' Special Teams Player of the Year after recording a career-high-tying 13 special teams tackles.

MOST TACKLES

VIKINGS PLAYERS IN 2017

Eric Kendricks	136
Anthony Barr	98
Andrew Sendejo	97
Linval Joseph	93
Harrison Smith	93

MOST INTERCEPTIONS

VIKINGS PLAYERS IN 2017

Harrison Smith	5
Andrew Sendejo	2
Xavier Rhodes	2
Trae Waynes	2
Several players tied	1

BIRDSEED

Sendejo prepped at Smithson Valley (TX) High School, where he was a standout in football, track and soccer. He was named honorable mention All-State as a junior and senior and earned county Defensive Player of the Year as a senior.

Sendejo earned his degree in sports management from Rice University.

THREE-STEP DROP

Interesting talent: Has an extensive background in martial arts, and his father was an instructor

Music ability: Plays guitar and piano

Philanthropy: Donated the Andrew V. Sendejo Nutrition Center to the football program at Rice University

CAREER HIGHLIGHTS

- Has started each of his previous 48 games played at safety
- Totaled 8 tackles (6 solo) along with 2 PDs and 1 INT during Minnesota's run to the NFC Championship Game during the 2017 playoffs
- Named the Vikings' Special Teams Player of the Year after leading the team with a career-high-tying 13 special teams tackles in 2014

SEASON HIGHLIGHTS

2018 - MINNESOTA VIKINGS (5/5)

- Totaled 28 tackles and 3 PDs in the first 5 games of the season. Missed the remainder of the year due to a groin injury



CAREER STATISTICS

Year	Team	GP/S	TACKLES					PASS DEFENSE						FUMBLES			DEF SNAPS		
			Total	Solo	Asst	TFL	Sacks	Int	Yds	Lg	TD	PD	OPH	FF	FR	Yds	No	Pct	
2010	Dallas	2/0	0	0	0	0	0.0	0	0	--	0	0	0	0	0	0	0	N/A	N/A
2011	Minnesota	3/0	0	0	0	0	0.0	0	0	--	0	0	0	0	0	0	0	N/A	N/A
2012	Minnesota	13/0	0	0	0	0	0.0	0	0	--	0	0	0	0	0	0	0	3	1%
2013	Minnesota	16/10	104	67	37	4	0.0	1	1	1	0	4	1	0	0	0	0	727	62%
2014	Minnesota	16/3	20	14	6	0	0.0	0	0	--	0	1	1	1	0	0	0	141	13%
2015	Minnesota	13/13	100	57	43	0	0.5	1	9	9	0	6	1	0	1	28	775	72%	
2016	Minnesota	14/14	72	40	32	1	0.5	2	18	16	0	5	1	0	2	5	855	83%	
2017	Minnesota	13/13	97	64	33	1	0.0	2	70	36	0	8	0	0	0	0	777	78%	
2018	Minnesota	5/5	28	20	8	0	0.0	0	0	--	0	3	0	0	0	0	324	31%	
Totals		95/58	421	262	159	6	1.0	6	98	36	0	27	4	1	3	33	---	---	

PLAYOFFS

2012	Minnesota	1/0	0	0	0	0	0.0	0	0	--	0	0	0	0	0	0	0	0	0%
2015	Minnesota	1/1	3	3	0	0	0.0	0	0	--	0	2	0	0	0	0	58	100%	
2017	Minnesota	2/2	8	6	2	0	0.0	1	0	0	0	2	0	0	0	0	75	56%	
Totals		4/3	11	9	2	0	0.0	1	0	0	0	4	0	0	0	0	---	---	

ADDITIONAL STATISTICS

Special Teams Tackles: 52 - 2017 (3), 2016 (6), 2015 (2), 2014 (13), 2013 (13), 2012 (11), 2011 (3), 2010 (1) **Postseason:** 2 - 2012 (2)

Rushing: 1 attempt for 48 yards (fake punt) at Chicago on 11/16/14

CAREER HIGHS

Tackles	17	11/7/13 vs. Was.
Sacks	0.5	2x, last: 11/24/16 at Det.
INTs	1	7x, last: 1/14/18 vs. NO (Div.)
PDs	3	12/8/13 at Bal.
FFs	1	12/7/14 vs. NYJ
FRs	1	3x, last: 9/18/16 vs. GB

SEASON HIGHLIGHTS (Continued)

2017 - MINNESOTA VIKINGS (13/13, 2/2)

- Ranked 3rd on the Vikings defense in tackles (97), behind **Eric Kendricks** (136) and **Anthony Barr** (98). Also tied for 2nd on the team with a career-high-tying 2 INTs, trailing only **Harrison Smith** (5)
- In the playoffs, posted 8 tackles (6 solo) along with 1 INT and 2 PDs en route to the NFC Championship Game. Made 4 tackles (2 solo), 1 INT and 2 PDs in the Vikings' win vs. NO (1/14/18) in the Divisional Round

2016 - MINNESOTA VIKINGS (14/14)

- Started a career-best 14 games and played a career-high 855 defensive snaps (83%). Finished 5th on the team with 72 tackles and logged a career-high 2 INTs

2015 - MINNESOTA VIKINGS (13/13, 1/1)

- Produced 100+ tackles for the second time in his career. His 100 tackles ranked 2nd on the Vikings defense, behind **Eric Kendricks** (105)

2014 - MINNESOTA VIKINGS (16/3)

- Named the Vikings' Special Teams Player of the Year after leading the team with a career-high-tying 13 special teams tackles. Had 3 games with multiple special teams stops

2013 - MINNESOTA VIKINGS (16/10)


- Ranked 3rd on the team with a career-high 104 tackles, trailing only **Chad Greenway** (167) and **E.J. Henderson** (154), despite not starting until the fourth week of the season
- Also recorded a career-high 13 special teams tackles





2018 GAME-BY-GAME STATISTICS (MIN)

Date	Opp	GP/S	Tot	Solo	Sk	Int	PD	FF	FR	Snaps	Pct		
Sep 9	SF	W	1/1	3	2	0.0	0	2	0	0	66	100%	
Sep 16	at GB	T	1/1	8	7	0.0	0	0	0	0	77	100%	
Sep 23	Buf	L	1/1	5	3	0.0	0	1	0	0	67	100%	
Sep 27	at LAR	L	1/1	5	3	0.0	0	0	0	0	55	100%	
Oct 7	at Phi	W	1/1	7	5	0.0	0	0	0	0	59	100%	
Oct 14	Ari	W	0/0	INACTIVE (GROIN)									
Oct 21	at NYJ	W	0/0	INACTIVE (GROIN)									
Oct 28	NO	L	0/0	INACTIVE (GROIN)									
Nov 4	Det	W	0/0	INACTIVE (GROIN)									
Nov 18	at Chi	L	0/0	INACTIVE (GROIN)									
Nov 25	GB	W	0/0	INACTIVE (GROIN)									
Dec 2	at NE	L	0/0	INJURED RESERVE (GROIN)									
Dec 10	at Sea	L	0/0	INJURED RESERVE (GROIN)									
Dec 16	Mia	W	0/0	INJURED RESERVE (GROIN)									
Dec 23	at Det	W	0/0	INJURED RESERVE (GROIN)									
Dec 30	Chi	L	0/0	INJURED RESERVE (GROIN)									
Totals			5/5	28	20	0.0	0	3	0	0	324	31%	



2017 GAME-BY-GAME STATISTICS (MIN)

Date	Opp	GP/S	Tot	Solo	Sk	Int	PD	FF	FR	Snaps	Pct		
Sep 11	NO	W	1/1	6	2	0.0	0	0	0	0	62	100%	
Sep 17	at Pit	L	1/1	10	8	0.0	0	0	0	0	74	100%	
Sep 24	TB	W	1/1	7	4	0.0	1	2	0	0	53	100%	
Oct 1	Det	L	1/1	10	5	0.0	0	0	0	0	70	100%	
Oct 9	at Chi	W	1/1	7	4	0.0	0	0	0	0	61	100%	
Oct 15	GB	W	0/0	INACTIVE (GROIN)									
Oct 22	Bal	W	1/1	5	4	0.0	0	0	0	0	65	100%	
Oct 29	at Cle	W	0/0	SUSPENDED BY NFL									
Nov 12	at Was	W	1/1	10	7	0.0	0	2	0	0	55	73%	
Nov 19	LAR	W	0/0	INACTIVE (GROIN, HAMSTRING)									
Nov 23	at Det	W	1/1	9	6	0.0	0	0	0	0	59	100%	
Dec 3	at Atl	W	1/1	7	2	0.0	0	2	0	0	53	100%	
Dec 10	at Car	L	1/1	9	8	0.0	1	1	0	0	64	100%	
Dec 17	Cin	W	1/1	4	3	0.0	0	0	0	0	38	73%	
Dec 23	at GB	W	1/1	7	6	0.0	0	0	0	0	67	100%	
Dec 31	Chi	W	1/1	6	5	0.0	0	1	0	0	56	100%	
Totals			13/13	97	64	0.0	2	8	0	0	777	78%	

PLAYOFFS

Date	Opp	GP/S	Tot	Solo	Sk	Int	PD	FF	FR	Snaps	Pct	
Jan 14	NO	W	1/1	4	2	0.0	1	2	0	0	44	68%
Jan 21	at Phi	L	1/1	4	4	0.0	0	0	0	0	31	48%
Totals			2/2	8	6	0.0	1	2	0	0	75	56%

BEFORE THE NFL

- Opened the 2010 season with the Sacramento Mountain Lions of the United Football League. Registered 48 tackles (31 solo), 7 PDs and 2 INTs in 8 games (all starts) before he was signed to the Cowboys practice squad

COLLEGE HIGHLIGHTS

- Ended his collegiate career tied for the 2nd-most career tackles (318) and 7th-most career INTs (9) in Rice history
- Earned honorable mention All-Conference USA accolades following his junior and senior seasons

TRANSACTIONS

- 11/24/10** Signed by DAL to practice squad
- 11/29/10** Activated by DAL from practice squad to 53-man roster
- 9/3/11** Waived by DAL
- 9/4/11** Acquired by NYJ from waivers
- 9/13/11** Waived by NYJ
- 9/14/11** Signed by NYJ to practice squad
- 9/27/11** Released by NYJ from practice squad
- 11/30/11** Signed by MIN
- 3/21/13** Signed by MIN (exclusive rights)
- 3/5/16** Re-signed by MIN to 4-year extension
- 12/31/16** Placed on Injured Reserve (knee)
- 10/23/17** Suspended by NFL for 1 game
- 11/27/18** Placed on Injured Reserve (groin)
- 3/21/19** Signed by PHI to 1-year contract



2016 GAME-BY-GAME STATISTICS (MIN)

Date	Opp	GP/S	Tot	Solo	Sk	Int	PD	FF	FR	Snaps	Pct		
Sep 11	at Ten	W	1/1	5	3	0.0	0	0	0	1	67	100%	
Sep 18	GB	W	1/1	11	8	0.0	0	0	0	1	71	100%	
Sep 25	at Car	W	1/1	6	4	0.0	0	0	0	0	77	100%	
Oct 3	NYG	W	1/1	4	3	0.0	0	1	0	0	66	100%	
Oct 9	Hou	W	1/1	6	2	0.0	1	1	0	0	64	100%	
Oct 23	at Phi	L	1/1	1	0	0.0	1	1	0	0	6	10%	
Oct 31	at Chi	L	0/0	INACTIVE (ANKLE)									
Nov 6	Det	L	1/1	3	2	0.0	0	0	0	0	60	91%	
Nov 13	at Was	L	1/1	7	3	0.0	0	0	0	0	63	100%	
Nov 20	Ari	W	1/1	4	1	0.0	0	1	0	0	73	99%	
Nov 24	at Det	L	1/1	7	3	0.5	0	1	0	0	61	100%	
Dec 1	Dal	L	1/1	5	4	0.0	0	0	0	0	52	100%	
Dec 11	at Jax	W	1/1	2	0	0.0	0	0	0	0	66	100%	
Dec 18	Ind	L	1/1	7	5	0.0	0	0	0	0	70	100%	
Dec 24	at GB	L	1/1	4	2	0.0	0	0	0	0	59	100%	
Jan 1	Chi	W	0/0	INJURED RESERVE (KNEE)									
Totals			14/14	72	40	0.5	2	5	0	2	855	83%	

2015 GAME-BY-GAME STATISTICS (MIN)

Date	Opp	GP/S	Tot	Solo	Sk	Int	PD	FF	FR	Snaps	Pct		
Sep 14	at SF	L	1/1	4	2	0.0	0	0	0	0	50	71%	
Sep 20	Det	W	1/1	7	4	0.0	0	0	0	1	78	100%	
Sep 27	SD	W	1/1	10	3	0.0	0	1	0	0	49	67%	
Oct 4	at Den	L	0/0	INACTIVE (KNEE)									
Oct 18	KC	W	1/1	10	8	0.0	0	1	0	0	62	100%	
Oct 25	at Det	W	1/1	10	4	0.0	0	0	0	0	54	100%	
Nov 1	at Chi	W	1/1	9	2	0.0	0	0	0	0	61	100%	
Nov 8	StL	W	1/1	7	5	0.5	0	1	0	0	74	100%	
Nov 15	at Oak	W	1/1	9	5	0.0	0	0	0	0	64	100%	
Nov 22	GB	L	1/1	10	5	0.0	0	0	0	0	77	100%	
Nov 29	at Atl	W	1/1	3	3	0.0	0	0	0	0	7	11%	
Dec 6	Sea	L	0/0	INACTIVE (KNEE)									
Dec 10	at Ari	L	0/0	INACTIVE (KNEE)									
Dec 20	Chi	W	1/1	3	3	0.0	0	2	0	0	64	100%	
Dec 27	NYG	W	1/1	4	3	0.0	1	1	0	0	56	90%	
Jan 3	at GB	W	1/1	14	10	0.0	0	0	0	0	79	100%	
Totals			13/13	100	57	0.5	1	6	0	1	775	72%	

PLAYOFFS

Jan 10	Sea	L	1/1	3	3	0.0	0	2	0	0	58	100%
Totals			1/1	3	3	0.0	0	2	0	0	58	100%

2014 GAME-BY-GAME STATISTICS (MIN)

Date	Opp	GP/S	Tot	Solo	Sk	Int	PD	FF	FR	Snaps	Pct	
Sep 7	at StL	W	1/0	0	0	0.0	0	0	0	0	0	0%
Sep 14	NE	L	1/0	0	0	0.0	0	0	0	0	1	2%
Sep 21	at NO	L	1/0	0	0	0.0	0	0	0	0	0	0%
Sep 28	Atl	W	1/0	0	0	0.0	0	0	0	0	1	2%
Oct 2	at GB	L	1/0	0	0	0.0	0	0	0	0	0	0%
Oct 12	Det	L	1/0	0	0	0.0	0	0	0	0	0	0%
Oct 19	at Buf	L	1/0	0	0	0.0	0	0	0	0	0	0%
Oct 26	at TB	W	1/0	0	0	0.0	0	0	0	0	1	2%
Nov 2	Was	W	1/0	0	0	0.0	0	0	0	0	2	3%
Nov 16	at Chi	L	1/0	0	0	0.0	0	0	0	0	0	0%
Nov 23	GB	L	1/0	0	0	0.0	0	0	0	0	1	2%
Nov 30	Car	W	1/0	0	0	0.0	0	0	0	0	4	5%
Dec 7	NYJ	W	1/0	1	1	0.0	0	0	1	0	5	6%
Dec 14	at Det	L	1/1	10	5	0.0	0	0	0	0	43	84%
Dec 21	at Mia	L	1/1	3	3	0.0	0	0	0	0	22	26%
Dec 28	Chi	W	1/1	6	5	0.0	0	1	0	0	61	100%
Totals			16/3	20	14	0.0	0	1	1	0	141	13%

2013 GAME-BY-GAME STATISTICS (MIN)

Date	Opp	GP/S	Tot	Solo	Sk	Int	PD	FF	FR	Snaps	Pct	
Sep 8	at Det	L	1/0	0	0	0.0	0	0	0	0	0	0%
Sep 15	at Chi	L	1/0	0	0	0.0	0	0	0	0	0	0%
Sep 22	Cle	L	1/0	2	2	0.0	0	0	0	0	23	32%
Sep 29	Pit	W	1/1	6	4	0.0	0	0	0	0	42	53%
Oct 13	Car	L	1/0	5	3	0.0	0	0	0	0	22	31%
Oct 21	at NYG	L	1/1	6	3	0.0	0	0	0	0	51	69%
Oct 27	GB	L	1/1	13	7	0.0	0	0	0	0	69	91%
Nov 3	at Dal	L	1/1	4	4	0.0	0	0	0	0	59	91%
Nov 7	Was	W	1/1	17	16	0.0	0	0	0	0	79	100%
Nov 17	at Sea	L	1/1	12	6	0.0	0	0	0	0	47	90%
Nov 24	at GB	T	1/1	7	4	0.0	0	1	0	0	94	100%
Dec 1	Chi	W	1/1	14	9	0.0	0	0	0	0	67	100%
Dec 8	at Bal	L	1/1	7	1	0.0	1	3	0	0	80	94%
Dec 15	Phi	W	1/1	4	4	0.0	0	0	0	0	30	44%
Dec 22	at Cin	L	1/0	3	2	0.0	0	0	0	0	43	55%
Dec 29	Det	W	1/0	4	2	0.0	0	0	0	0	21	35%
Totals			16/10	104	67	0.0	1	4	0	0	727	62%



2012 GAME-BY-GAME STATISTICS (MIN)

Date	Opp	GP/S	Tot	Solo	Sk	Int	PD	FF	FR	Snaps	Pct
Sep 9	Jax	W	0/0	INACTIVE (ANKLE)							
Sep 16	at Ind	L	1/0	0	0	0.0	0	0	0	0	0%
Sep 23	SF	W	1/0	0	0	0.0	0	0	0	0	0%
Sep 30	at Det	W	0/0	INACTIVE (ANKLE)							
Oct 7	Ten	W	0/0	INACTIVE (ANKLE)							
Oct 14	at Was	L	1/0	0	0	0.0	0	0	0	0	0%
Oct 21	Ari	W	1/0	0	0	0.0	0	0	0	0	0%
Oct 25	TB	L	1/0	0	0	0.0	0	0	0	2	3%
Nov 4	at Sea	L	1/0	0	0	0.0	0	0	0	0	0%
Nov 11	Det	W	1/0	0	0	0.0	0	0	0	0	0%
Nov 25	at Chi	L	1/0	0	0	0.0	0	0	0	0	0%
Dec 2	at GB	L	1/0	0	0	0.0	0	0	0	0	0%
Dec 9	Chi	W	1/0	0	0	0.0	0	0	0	0	0%
Dec 16	at StL	W	1/0	0	0	0.0	0	0	0	0	0%
Dec 23	at Hou	W	1/0	0	0	0.0	0	0	0	1	2%
Dec 30	GB	W	1/0	0	0	0.0	0	0	0	0	0%
Totals			13/0	0	0	0.0	0	0	0	3	1%

PLAYOFFS

Jan 5	at GB	L	1/0	0	0	0.0	0	0	0	0	0%
Totals			1/0	0	0	0.0	0	0	0	0	0%

2010 GAME-BY-GAME STATISTICS (DAL)

Date	Opp	GP/S	Tot	Solo	Sk	Int	PD	FF	FR	Snaps	Pct
				NOT ON NFL ROSTER							
				NOT ON NFL ROSTER							
				NOT ON NFL ROSTER							
				NOT ON NFL ROSTER							
				NOT ON NFL ROSTER							
				NOT ON NFL ROSTER							
				NOT ON NFL ROSTER							
				NOT ON NFL ROSTER							
				NOT ON NFL ROSTER							
Nov 25	NO	L	---	COWBOYS PRACTICE SQUAD							
Dec 5	at Ind	W	0/0	INACTIVE							
Dec 12	Phi	L	1/0	0	0	0.0	0	0	0	N/A	N/A
Dec 19	Was	W	1/0	0	0	0.0	0	0	0	N/A	N/A
Dec 25	at Ari	L	0/0	INACTIVE							
Jan 2	at Phi	W	0/0	INACTIVE							
Totals			2/0	0	0	0.0	0	0	0	N/A	N/A

2011 GAME-BY-GAME STATISTICS (NYJ & MIN)

Date	Opp	GP/S	Tot	Solo	Sk	Int	PD	FF	FR	Snaps	Pct
Sep 11	Dal	W	0/0	INACTIVE							
Sep 18	Jax	W	---	JETS PRACTICE SQUAD							
Sep 25	at Oak	L	---	JETS PRACTICE SQUAD							
WAIVED BY N.Y. JETS (9/27/11)											
NOT ON NFL ROSTER											
NOT ON NFL ROSTER											
NOT ON NFL ROSTER											
NOT ON NFL ROSTER											
NOT ON NFL ROSTER											
SIGNED BY MINNESOTA (11/30/11)											
Dec 4	Den	L	0/0	INACTIVE							
Dec 11	at Det	L	1/0	0	0	0.0	0	0	0	N/A	N/A
Dec 18	NO	L	0/0	INACTIVE							
Dec 24	at Was	W	1/0	0	0	0.0	0	0	0	N/A	N/A
Jan 1	Chi	L	1/0	0	0	0.0	0	0	0	N/A	N/A
Totals			3/0	0	0	0.0	0	0	0	N/A	N/A





6-4 | 303  **4th Year**
DOB: Oct. 29, 1993 (Age 25)


Corvallis, Oregon
Corvallis High School



Oregon State
D3-16 (79th overall)
by Philadelphia



Originally selected by Philadelphia in the 3rd round (79th overall) of the 2016 NFL Draft, **Isaac Seumalo** (pronounced SAY-u-MAH-low) signed a three-year extension during the 2019 offseason. A versatile offensive lineman out of Oregon State, Seumalo has made starts at three different spots (LG, RG and RT) during his first three NFL seasons and started a career-high 9 games (all at LG) in 2018.

CAREER HIGHLIGHTS

- Made a career-high 9 starts (all at LG) in 2018 and also started both of the team's playoff contests
- Proved to be a key reserve on the offensive line as a rookie in 2016, seeing action in 9 games and starting 4 contests at three different positions (2 at RG, 1 at LG, 1 at RT)
- Made the first start of his career when he opened at RG vs. GB (11/28/16)

Seumalo has made starts at three different spots (LG, RG and RT) during his first three NFL seasons.

COLLEGE HIGHLIGHTS

- Made 37 career starts at Oregon State, opening contests at every position on the offensive line except for left guard
- Sat out the 2014 season recovering from a foot injury, but returned to the field as a redshirt junior in 2015 and went on to start all 12 games for the Beavers (9 at RG, 3 at LT). Prior to the season, was named to the Outland Trophy and Rotary Lombardi Award watch lists and finished the year with All-Pac-12 Honorable Mention and Pac-12 All-Academic First Team honors

BIRDSEED

Seumalo is the son of Karen and Joe Seumalo and has three brothers (Andrew, Levi and Noah) and one sister (Jessi).

Seumalo prepped at Corvallis (OR) High School, where he was named 5A First-Team All-State as an offensive and defensive lineman in both his junior and senior seasons. He was also an Under Armour and ESPN All-American.

THREE-STEP DROP

Favorite sports moment: Hawaii's 2008 Sugar Bowl season

If he could play another sport: Ping pong

First job: Delivering newspapers in his neighborhood. Woke up at 3 a.m. to start his route

Favorite meal: Hawaiian food

Favorite TV show: It's Always Sunny in Philadelphia



CAREER STATISTICS							
Year	Team	GP/S	STARTS			OFF SNAPS	
			LG	RG	RT	No	Pct
2016	Philadelphia	9/4	1	2	1	335	30%
2017	Philadelphia	14/2	2	0	0	284	25%
2018	Philadelphia	13/9	9	0	0	548	50%
Totals		36/15	12	2	1	---	---
PLAYOFFS							
2017	Philadelphia	3/0	0	0	0	23	11%
2018	Philadelphia	2/2	2	0	0	119	100%
Totals		5/2	2	0	0	---	---

COLLEGE HIGHLIGHTS (Continued)

- Started 10 games at center and 2 games at RT as a sophomore in 2013, earning Pac-12 All-Conference Second Team honors. Also named to the Capital One Academic All-District team and the Pac-12 All-Academic First Team
- In 2012, became the first freshman starting center for Oregon State since **Roger Levasa** in 1978. Was just one of two true freshmen in the country to start their team's season opener at center. Earned All-Pac-12 honorable mention and was named Freshman All-America by *Phil Steele* and *CBSSports.com*

TRANSACTIONS

- 2016** Drafted by PHI in 3rd round (79th overall)
Signed 4-year contract
- 3/4/19** Agreed to terms with PHI on 3-year contract extension through 2022

FOOTBALL IS FAMILY

Seumalo's father, Joe, played college football at Hawaii and is currently the defensive line coach at San Jose State. Prior to coaching, Joe played professionally in NFL Europe and the Canadian Football League.

Joe Seumalo and Eagles head coach Doug Pederson were teammates in 1995 with the Rhein Fire.

Seumalo's brother, Andrew, is the defensive line coach at Lafayette (PA) College and played DT for OSU from 2009-2012. Isaac and Andrew teamed up for one season when Isaac was a freshman and Andrew was a senior.

Seumalo's sister, Jessi, played volleyball for the Beavers and is a football recruiting assistant at her alma mater.





5-10 | 208  **4th Year**

DOB: Jan. 20, 1994 (Age 25)

**Elkton,
Maryland** 

**Eastern Christian
Academy**



West Virginia
D5a-16 (153rd overall)
by Philadelphia

MOST RUSH ATTEMPTS

EAGLES PLAYERS SINCE 2016

211	Wendell Smallwood
173	LeGarrette Blount
155	Ryan Mathews
144	Carson Wentz
142	Corey Clement

THREE-STEP DROP

First job: Counselor at the YMCA

**Favorite quote: "Do you not know that in a race all the runners run, but only one gets the prize? Run in such a way as to get the prize."
- Corinthians 9:24**

If he could play another sport, what position: Shooting guard, Philadelphia 76ers

Player he models his game after: Marshall Faulk

Three favorite throwback jerseys: Brian Westbrook, Philadelphia Eagles; Michael Vick, Atlanta Falcons; Michael Jordan, North Carolina



Wendell Smallwood was selected by the Eagles in the 5th round (153rd overall) of the 2016 NFL Draft and has led the team in both rush attempts (211) and rushing yards (850) over the last three seasons. A native of Wilmington, DE, Smallwood was an All-Big 12 honoree at West Virginia, where he rushed for the 4th-most yards (1,519) in single-season school history as a junior in 2015.

MOST RUSHING YARDS

EAGLES PLAYERS SINCE 2016

Wendell Smallwood	850
LeGarrette Blount	766
Ryan Mathews	661
Darren Sproles	619
Jay Ajayi	592

MOST RECEIVING YARDS

EAGLES RUNNING BACKS SINCE 2016

Darren Sproles	660
Wendell Smallwood	388
Corey Clement	315
Ryan Mathews	115
Jay Ajayi	111

NOTES TO KNOW

- Is the first Eagle to post 850+ rushing yards (850), 350+ receiving yards (388) and 350+ kickoff return yards (387) in their first three NFL seasons since **Brian Westbrook** from 2002-04

SEASON HIGHLIGHTS

2018 - PHILADELPHIA EAGLES (16/6, 2/1)

- Recorded single-season career highs in rush attempts (87), rushing yards (364), rushing average (4.2), rushing TDs (3), receptions (28), receiving yards (230), receiving TDs (2) and total scrimmage yards (594)
- Produced his first career game with multiple rushing TDs in the win at LAR (12/16/18). Rushed for scores of 9 yards and 4 yards to give the Eagles 20-13 and 30-13 leads, respectively



CAREER STATISTICS

Year	Team	GP/S	RUSHING					RECEIVING					OFF SNAPS			KICK RETURNS				
			Att	Yds	Avg	Lg	TD	Rec	Yds	Avg	Lg	TD	TYS	No	Pct	Ret	Yds	Avg	Lg	TD
2016	Philadelphia	13/3	77	312	4.1	19	1	6	55	9.2	18	0	367	164	16%	9	261	29.0	86t	1
2017	Philadelphia	8/3	47	174	3.7	26	1	13	103	7.9	24	0	277	172	15%	4	93	23.3	28	0
2018	Philadelphia	16/6	87	364	4.2	15	3	28	230	8.2	36t	2	594	323	30%	2	33	16.5	17	0
Totals		37/12	211	850	4.0	26	5	47	388	8.3	36t	2	1,238	---	---	15	387	25.8	86t	1

PLAYOFFS

2017	Philadelphia	0/0	0	0	---	--	0	0	0	---	--	0	0	0	0%	0	0	---	--	0
2018	Philadelphia	2/1	18	53	2.9	10	0	3	26	8.7	22	0	79	51	43%	0	0	---	--	0
Totals		2/1	18	53	2.9	10	0	3	26	8.7	22	0	79	---	---	0	0	---	--	0

ADDITIONAL STATISTICS

Fumbles/Lost: 3/2 - 2018 (2/1), 2016 (1/1) **Special Teams Tackles:** 4 - 2018 (2), 2016 (2)

CAREER HIGHS

Rush Attempts	18	10/11/18 at NYG
Rushing Yards	79	9/25/16 vs. Pit.
Rushing Long	26	11/5/17 vs. Den.
Rushing TDs	2	12/16/18 at LAR
Receptions	4	4x, last: 12/30/18 at Was.
Receiving Yards	45	10/1/17 at LAC
Receiving Long	36t	10/28/18 at Jax.
Receiving TDs	1	2x, last: 10/28/18 at Jax.
Scrimmage Yards	91	9/23/18 vs. Ind.
Offensive TDs	2	12/16/18 at LAR
Kickoff Returns	2	5x, last: 9/23/18 vs. Ind.
Kickoff Return Yards	86	10/16/16 at Was.
Kickoff Return Long	86t	10/16/16 at Was.
Kickoff Return TDs	1	10/16/16 at Was.

SEASON HIGHLIGHTS (Continued)

- Hauled in a career-long 36-yard receiving TD from **Carson Wentz** to give the Eagles a 17-6 advantage in the third quarter of the 24-18 win at Jax. (10/28/18)
- Recorded the first receiving TD and 2-point conversion (run) of his career to bring the Eagles within a TD, 20-14, in the fourth quarter vs. Min. (10/7/18)

2017 - PHILADELPHIA EAGLES (8/3, 0/0)

- Registered a career-high-tying 4 receptions for a career-high 45 yards and rushed for a TD at LAC (10/1/17)
- Rushed 12 times for a team-high 71 rushing yards (5.9 avg.) vs. NYG (9/24/17), marking the 2nd-highest single-game total of his career (79 yards on 9/25/16 vs. Pit.)

2016 - PHILADELPHIA EAGLES (13/3)

- Posted his first career kickoff return TD (86 yards) at Was. (10/16/16), becoming the first Eagles rookie RB to do so since **Derrick Witherspoon** on 12/17/95 vs. Arizona (86 yards)
- Smallwood and **Josh Huff** (98-yard TD vs. Min. on 10/23/16) became the first duo in Eagles history and NFL's fifth since 1970 to produce kickoff return TDs in consecutive weeks
- Rushed for a career-high 79 yards on 17 carries (4.6 avg.) and recorded the first TD of his career vs. Pit. (9/25/16)



ALWAYS AN EAGLE

Smallwood grew up a fan of the Philadelphia Eagles in nearby Wilmington, DE. One of his favorite games he attended was the Eagles-Packers playoff game on January 11, 2004, when he witnessed the Eagles' 4th-and-26 conversion that led to a comeback win in overtime. Smallwood's favorite all-time Eagle was Duce Staley, who now serves as his position coach. "I was star-struck at the combine after meeting him. I even asked for a picture with him."

BIRDSEED

Smallwood, who majored in criminology with a minor in communications at West Virginia, is the son of Nichelle Barber and Wendell Smallwood and owns a pit bull named Prince. He began playing football as a fullback and guard for the Claymont (DE) Falcons as a 7-year-old. Smallwood played his first three high school seasons at Red Lion Christian Academy in Bear, DE, before finishing high school at Eastern Christian Academy in Elkton, MD.



@WSmallwood28



@weetwiththe_wam



2018 GAME-BY-GAME STATISTICS (PHILADELPHIA)

Date	Opp	GP/S	RUSHING						RECEIVING					SNAPS			KICK RETURNS				
			Att	Yds	Avg	Lg	TD	Rec	Yds	Avg	Lg	TD	TYS	No	Pct	Ret	Yds	Avg	Lg	TD	
Sep 6	Atl	W	1/0	0	0	---	--	0	0	0	---	--	0	0	1	1%	0	0	---	--	0
Sep 16	at TB	L	1/0	7	28	4.0	8	0	1	2	2.0	2	0	30	24	30%	0	0	---	--	0
Sep 23	Ind	W	1/1	10	56	5.6	11	1	3	35	11.7	34	0	91	29	35%	2	33	16.5	17	0
Sep 30	at Ten	L	1/0	5	39	7.8	15	0	3	15	5.0	11	0	54	36	46%	0	0	---	--	0
Oct 7	Min	L	1/0	3	27	9.0	13	0	3	44	14.7	23	1	71	29	49%	0	0	---	--	0
Oct 11	at NYG	W	1/1	18	51	2.8	8	0	1	0	0.0	0	0	51	44	62%	0	0	---	--	0
Oct 21	Car	L	1/1	9	32	3.6	10	0	2	5	2.5	7	0	37	35	52%	0	0	---	--	0
Oct 28	at Jax	W	1/1	8	24	3.0	10	0	2	42	21.0	36t	1	66	31	50%	0	0	---	--	0
Nov 11	Dal	L	1/1	2	4	2.0	3	0	3	30	10.0	18	0	34	21	34%	0	0	---	--	0
Nov 18	at NO	L	1/0	1	-4	-4.0	-4	0	0	0	---	--	0	-4	4	8%	0	0	---	--	0
Nov 25	NYG	W	1/0	0	0	---	--	0	0	0	---	--	0	0	1	2%	0	0	---	--	0
Dec 3	Was	W	1/0	0	0	---	--	0	0	0	---	--	0	0	2	3%	0	0	---	--	0
Dec 9	at Dal	L	1/0	1	3	3.0	3	0	0	0	---	--	0	3	4	8%	0	0	---	--	0
Dec 16	at LAR	W	1/0	10	48	4.8	11	2	2	9	4.5	5	0	57	20	31%	0	0	---	--	0
Dec 23	Hou	W	1/0	1	3	3.0	3	0	4	24	6.0	10	0	27	16	20%	0	0	---	--	0
Dec 30	at Was	W	1/1	12	53	4.4	13	0	4	24	6.0	9	0	77	26	37%	0	0	---	--	0
Totals			16/6	87	364	4.2	15	3	28	230	8.2	36t	2	594	323	30%	2	33	16.5	17	0

PLAYOFFS

Jan 6	at Chi	W	1/1	8	20	2.5	10	0	2	20	10.0	22	0	40	28	41%	0	0	---	--	0
Jan 13	at NO	L	1/0	10	33	3.3	8	0	1	6	6.0	6	0	39	23	45%	0	0	---	--	0
Totals			2/1	18	53	2.9	10	0	3	26	8.7	22	0	79	51	43%	0	0	---	--	0



COLLEGE HIGHLIGHTS

- Appeared in 38 games (22 starts) and finished his three-year college career with 425 carries for 2,462 yards (5.8 avg.) and 12 TDs. Ended his West Virginia career ranked 9th all-time on the school's rushing list
- Compiled 68 career receptions for 618 yards (9.1 avg.), finishing 5th all-time among RBs in school history in both receptions and receiving yards
- In 2015, led the Big 12 in rushing yards with the 4th-highest single-season total in school history (1,519). Was named second-team All-Big 12 by the *Associated Press*

TRANSACTIONS

- 2016** Drafted by PHI in 5th round (153rd overall)
Signed 4-year contract
- 12/12/16** Placed on Injured Reserve (knee)



2017 GAME-BY-GAME STATISTICS (PHILADELPHIA)

Date	Opp	GP/S	RUSHING						RECEIVING					SNAPS			KICK RETURNS				
			Att	Yds	Avg	Lg	TD	Rec	Yds	Avg	Lg	TD	TYS	No	Pct	Ret	Yds	Avg	Lg	TD	
Sep 10	at Was	W	1/0	4	4	1.0	3	0	1	5	5.0	5	0	9	15	22%	0	0	---	--	0
Sep 17	at KC	L	1/1	3	4	1.3	8	0	1	-3	-3.0	-3	0	1	14	19%	2	55	27.5	28	0
Sep 24	NYG	W	1/0	12	71	5.9	20	0	1	9	9.0	9	0	80	43	57%	2	38	19.0	23	0
Oct 1	at LAC	W	1/1	10	34	3.4	11	1	4	45	11.3	24	0	79	35	44%	0	0	---	--	0
Oct 8	Ari	W	0/0	INACTIVE (KNEE)																	
Oct 12	at Car	W	0/0	INACTIVE (KNEE)																	
Oct 23	Was	W	1/1	8	25	3.1	9	0	2	14	7.0	8	0	39	24	37%	0	0	---	--	0
Oct 29	SF	W	1/0	1	5	5.0	5	0	1	9	9.0	9	0	14	13	19%	0	0	---	--	0
Nov 5	Den	W	1/0	5	25	5.0	26	0	0	0	---	--	0	25	6	9%	0	0	---	--	0
Nov 19	at Dal	W	0/0	INACTIVE																	
Nov 26	Chi	W	0/0	INACTIVE																	
Dec 3	at Sea	L	0/0	INACTIVE																	
Dec 10	at LAR	W	0/0	INACTIVE																	
Dec 17	at NYG	W	0/0	INACTIVE																	
Dec 25	Oak	W	0/0	INACTIVE																	
Dec 31	Dal	L	1/0	4	6	1.5	5	0	3	24	8.0	12	0	30	22	37%	0	0	---	--	0
Totals			8/3	47	174	3.7	26	1	13	103	7.9	24	0	277	172	15%	4	93	23.3	28	0

PLAYOFFS

Jan 13	Atl	W	0/0	INACTIVE																	
Jan 21	Min	W	0/0	INACTIVE																	
Feb 4	at NE	W	0/0	INACTIVE																	
Totals			0/0	0	0	---	--	0	0	0	---	--	0	0	0	0%	0	0	---	--	0

2016 GAME-BY-GAME STATISTICS (PHILADELPHIA)

Date	Opp	GP/S	RUSHING						RECEIVING					SNAPS			KICK RETURNS				
			Att	Yds	Avg	Lg	TD	Rec	Yds	Avg	Lg	TD	TYS	No	Pct	Ret	Yds	Avg	Lg	TD	
Sep 11	Cle	W	1/0	1	1	1.0	1	0	0	0	---	--	0	1	2	3%	1	23	23.0	23	0
Sep 19	at Chi	W	1/0	2	16	8.0	11	0	0	0	---	--	0	16	5	7%	1	30	30.0	30	0
Sep 25	Pit	W	1/0	17	79	4.6	14	1	0	0	---	--	0	79	24	37%	0	0	---	--	0
Oct 9	at Det	L	1/0	0	0	---	--	0	0	0	---	--	0	0	1	2%	0	0	---	--	0
Oct 16	at Was	L	1/0	4	6	1.5	7	0	1	14	14.0	14	0	20	10	19%	1	86	86.0	86t	1
Oct 23	Min	W	1/0	4	13	3.3	4	0	0	0	---	--	0	13	5	9%	0	0	---	--	0
Oct 30	at Dal	L	1/0	1	-5	-5.0	-5	0	0	0	---	--	0	-5	1	1%	0	0	---	--	0
Nov 6	at NYG	L	1/0	2	25	12.5	19	0	0	0	---	--	0	25	4	5%	2	50	25.0	26	0
Nov 13	Atl	W	1/0	13	70	5.4	19	0	0	0	---	--	0	70	19	24%	2	32	16.0	17	0
Nov 20	at Sea	L	1/0	13	48	3.7	18	0	4	31	7.8	18	0	79	38	48%	0	0	---	--	0
Nov 28	GB	L	1/1	9	37	4.1	9	0	1	10	10.0	10	0	47	22	37%	0	0	---	--	0
Dec 4	at Cin	L	1/1	8	19	2.4	9	0	0	0	---	--	0	19	24	30%	1	13	13.0	13	0
Dec 11	Was	L	1/1	3	3	1.0	5	0	0	0	---	--	0	3	9	12%	1	27	27.0	27	0
Dec 18	at Bal	L	0/0	INJURED RESERVE (KNEE)																	
Dec 22	NYG	W	0/0	INJURED RESERVE (KNEE)																	
Jan 1	Dal	W	0/0	INJURED RESERVE (KNEE)																	
Totals			13/3	77	312	4.1	19	1	6	55	9.2	18	0	367	164	16%	9	261	29.0	86t	1

RB DARREN SPROLES 43



5-6 | 190  **15th Year**

DOB: June 20, 1983 (Age 36)

Olathe, Kansas



Olathe North High School



Kansas State

D4-05 (130th overall)

by San Diego

Acquired: T-N0-14




2017



One of the most versatile weapons in the NFL, **Darren Sproles** was acquired by the Eagles in a trade with the Saints in 2014. The three-time Pro Bowl honoree is the only player in NFL history to record 30+ receiving TDs (32), 20+ rushing TDs (23), 1+ kickoff return TD (2) and 1+ punt return TD (7). Sproles also leads all active players and ranks 6th all-time with 19,520 career all-purpose yards.

MOST CAREER ALL-PURPOSE YARDS


NFL HISTORY



JERRY RICE
23,546




BRIAN MITCHELL
23,330



WALTER PAYTON
21,803



EMMITT SMITH
21,564



TIM BROWN
19,682



DARREN SPROLES
19,520



MARSHALL FAULK
19,190



STEVE SMITH SR.
19,180

THREE-STEP DROP

If he could play another sport, what position/team: **Point guard, Chicago Bulls**

Talent he'd most like to have: **Ability to play drums**

If he could be any superhero: **Batman**

Actor that would play him in a movie: **Omar Epps**

Moment he was left starstruck: **Meeting Michael Jordan at NBA All-Star Weekend in Houston**

Favorite hobby: **Golfing**

Favorite meal: **Grandma's fried chicken**

Favorite TV show: **The Wire**

First job: **Working on the assembly line at Culligan Water**

Three favorite throwback jerseys: **LaDainian Tomlinson, San Diego Chargers; Steve Atwater, Denver Broncos; Marshall Faulk, St. Louis Rams**

Sproles is the only player in NFL history with ...

- 30+ receiving TDs**
- 20+ rushing TDs**
- 1+ kickoff return TD**
- 1+ punt return TD**

RB DARREN SPROLES 43



CAREER STATISTICS

Year	Team	GP/S	RUSHING					RECEIVING					OFF SNAPS			PUNT RETURNS					KICKOFF RETURNS					
			Att	Yds	Avg	Lg	TD	Rec	Yds	Avg	Lg	TD	TYS	No	Pct	Ret	FC	Yds	Avg	Lg	TD	Ret	Yds	Avg	Lg	TD
2005	SD	15/0	8	50	6.3	21	0	3	10	3.3	6	0	60	N/A	N/A	18	5	108	6.0	23	0	63	1528	24.3	58	0
2006	SD	0/0	PLACED ON INJURED RESERVE (ANKLE) ON 8/31/06																							
2007	SD	15/0	37	164	4.4	34	2	10	31	3.1	14	0	195	N/A	N/A	24	2	229	9.5	45t	1	37	1008	27.2	89t	1
2008	SD	16/0	61	330	5.4	37	1	29	342	11.8	66t	5	672	N/A	N/A	22	12	249	11.3	43	0	53	1376	26.0	103t	1
2009	SD	16/2	93	343	3.7	21	3	45	497	11.0	81t	4	840	N/A	N/A	26	12	183	7.0	77t	1	54	1300	24.1	66	0
2010	SD	16/3	50	267	5.3	34	0	59	520	8.8	57t	2	787	N/A	N/A	24	11	166	6.9	16	0	51	1257	24.6	45	0
2011	NO	16/4	87	603	6.9	36	2	86	710	8.3	39	7	1313	N/A	N/A	29	19	294	10.1	72t	1	40	1089	27.2	92	0
2012	NO	13/6	48	244	5.1	47	1	75	667	8.9	44	7	911	444	40%	23	14	183	8.0	37	0	18	483	26.8	48	0
2013	NO	15/4	53	220	4.2	38	2	71	604	8.5	48	2	824	357	32%	29	21	194	6.7	28	0	12	225	21.3	32	0
2014	Phi	15/0	57	329	5.8	49t	6	40	387	9.7	57	0	716	337	29%	39	16	506	13.0	82t	2	1	15	15.0	15	0
2015	Phi	16/4	83	317	3.8	27	3	55	388	7.1	35t	1	705	394	34%	38	18	446	11.7	89t	2	1	20	20.0	20	0
2016	Phi	15/5	94	438	4.7	25t	2	52	427	8.2	73t	2	865	511	45%	17	13	224	13.2	66	0	1	19	19.0	19	0
2017	Phi	3/0	15	61	4.1	12	0	7	73	10.4	16	0	134	88	8%	1	5	10	10.0	10	0	0	0	---	--	0
2018	Phi	6/2	29	120	4.1	17	1	15	160	10.7	37t	2	280	145	13%	10	9	83	8.3	14	0	1	2	2.0	2	0
Totals		177/30	715	3486	4.9	49t	23	547	4816	8.8	81t	32	8302	---	---	300	157	2875	9.6	89t	7	332	8352	25.2	103t	2

PLAYOFFS

2006	SD	0/0	PLACED ON INJURED RESERVE (ANKLE) ON 8/31/06																							
2007	SD	3/0	4	35	8.8	26	0	3	61	20.3	56t	1	96	N/A	N/A	5	2	28	5.6	13	0	10	223	22.3	30	0
2008	SD	2/1	33	120	3.6	22t	2	10	136	13.6	62t	1	256	N/A	N/A	5	0	76	15.2	28	0	9	270	30.0	63	0
2009	SD	1/0	3	33	11.0	22	0	3	30	10.0	19	0	63	N/A	N/A	2	1	3	1.5	3	0	2	44	22.0	27	0
2011	NO	2/2	13	54	4.2	17t	2	19	152	8.0	44t	1	206	N/A	N/A	5	2	33	6.6	13	0	4	92	23.0	28	0
2013	NO	2/0	7	31	4.4	13	0	9	63	7.0	14	0	94	62	42%	3	2	31	10.3	14	0	6	141	23.5	39	0
2017	Phi	0/0	PLACED ON INJURED RESERVE (KNEE) ON 9/25/17																							
2018	Phi	2/1	16	25	1.6	10	0	5	35	7.0	14	0	60	65	55%	1	3	-1	-1.0	-1	0	0	0	---	--	0
Totals		12/4	76	298	3.9	26	4	49	477	9.7	62t	3	775	---	---	21	10	170	8.1	28	0	31	770	24.8	63	0

ADDITIONAL STATISTICS

Fumbles/Lost: 21/12 - 2017 (1/1); 2016 (1/0); 2015 (2/0); 2014 (2/1); 2013 (2/2); 2010 (3/3); 2009 (3/1); 2008 (3/2); 2007 (1/0); 2005 (3/2)



CAREER HIGHS

Rush Attempts	25	12/16/07 vs. Det.	Scrimmage Yards	178	9/15/14 at Ind.
Rushing Yards	122	12/16/07 vs. Det.	Kickoff Returns	8	10/26/08 at NO
Rushing Long	49t	9/7/14 vs. Jax.	Kickoff Return Yards	201	10/26/08 at NO
Rushing TDs	2	4x, last: 1/7/12 vs. Det. (WC)	Kickoff Return Long	103t	9/14/08 at Den.
Receptions	15	1/14/12 at SF (Div.)	Punt Returns	7	11/15/15 vs. Mia.
Receiving Yards	152	9/15/14 at Ind.	Punt Return Yards	115	12/6/15 at NE
Receiving Long	81t	9/20/09 vs. Bal.	Punt Return Long	89t	9/27/15 at NYJ
Receiving TDs	2	12/4/08 vs. Oak.	All-Purpose Yards	278	9/20/09 vs. Bal.



2018 GAME-BY-GAME STATISTICS (PHILADELPHIA)

Date	Opp	GP/S	RUSHING					RECEIVING					SNAPS			PUNT RETURNS					KICKOFF RETURNS							
			Att	Yds	Avg	Lg	TD	Rec	Yds	Avg	Lg	TD	TYS	No	Pct	Ret	FC	Yds	Avg	Lg	TD	Ret	Yds	Avg	Lg	TD		
Sep 6	Atl	W	1/1	5	10	2.0	5	0	4	22	5.5	9	0	32	29	40%	3	1	29	9.7	12	0	0	0	0	---	--	0
Sep 16	at TB	L	0/0	INACTIVE (HAMSTRING)																								
Sep 23	Ind	W	0/0	INACTIVE (HAMSTRING)																								
Sep 30	at Ten	L	0/0	INACTIVE (HAMSTRING)																								
Oct 7	Min	L	0/0	INACTIVE (HAMSTRING)																								
Oct 11	at NYG	W	0/0	INACTIVE (HAMSTRING)																								
Oct 21	Car	L	0/0	INACTIVE (HAMSTRING)																								
Oct 28	at Jax	W	0/0	INACTIVE (HAMSTRING)																								
Nov 11	Dal	L	0/0	INACTIVE (HAMSTRING)																								
Nov 18	at NO	L	0/0	INACTIVE (HAMSTRING)																								
Nov 25	NYG	W	0/0	INACTIVE (HAMSTRING)																								
Dec 3	Was	W	1/0	4	22	5.5	14t	1	0	0	---	--	0	22	9	12%	3	3	19	6.3	14	0	0	0	---	--	0	
Dec 9	at Dal	L	1/0	1	2	2.0	2	0	3	34	11.3	25	1	36	22	42%	1	0	9	9.0	9	0	0	0	---	--	0	
Dec 16	at LAR	W	1/0	3	30	10.0	17	0	3	16	5.3	6	0	46	20	31%	1	2	13	13.0	13	0	1	2	2.0	2	0	
Dec 23	Hou	W	1/1	9	32	3.6	16	0	3	76	25.3	37t	1	108	38	46%	1	1	11	11.0	11	0	0	0	---	--	0	
Dec 30	at Was	W	1/0	7	24	3.4	11	0	2	12	6.0	12	0	36	27	38%	1	2	2	2.0	2	0	0	0	---	--	0	
Totals			6/2	29	120	4.1	17	1	15	160	10.7	37t	2	280	145	13%	10	9	83	8.3	14	0	1	2	2.0	2	0	

PLAYOFFS

Jan 6	at Chi	W	1/0	13	21	1.6	10	0	2	14	7.0	10	0	35	38	56%	1	1	-1	-1.0	-1	0	0	0	---	--	0
Jan 13	at NO	L	1/1	3	4	1.3	3	0	3	21	7.0	14	0	25	27	53%	0	2	0	---	--	0	0	0	---	--	0
Totals			2/1	16	25	1.6	10	0	5	35	7.0	14	0	60	65	55%	1	3	-1	-1.0	-1	0	0	0	---	--	0



CAREER HIGHLIGHTS

- Earned three straight **Pro Bowl** nods following the 2014, 2015 and 2016 seasons. Also received second-team **All-Pro** honors from the *Associated Press* in 2014
- Is the only player in NFL history with 30+ receiving TDs (32), 20+ rushing TDs (23), 1+ kickoff return TD (2) and 1+ punt return TD (7). Overall, is one of just eight players to post 30+ receiving TDs and 20+ rushing TDs
- Is one of just two players in NFL history to record 500+ receptions (547), 500+ rush attempts (715) and 500+ kickoff and punt returns (632), joining **Eric Metcalf** (1989-2002)
- Is one of just four players in NFL history to record a rushing TD and punt return TD in the same game multiple times, joining **Gale Sayers** (12/3/67 and 12/12/65), **Curly Oden** (1926) and **Ockie Anderson** (1921)

NOTES TO KNOW

- Leads all active NFL players and ranks 6th all-time with 19,520 career all-purpose yards, behind **Jerry Rice** (23,546, 1985-2004), **Brian Mitchell** (23,330, 1990-2003), **Walter Payton** (21,803, 1975-87), **Emmitt Smith** (21,564, 1990-2004) and **Tim Brown** (19,682, 1988-2004)
- His 9 career return TDs (7 punt returns, 2 kickoff returns) are tied for the 6th-most in NFL history, behind **Devin Hester** (19, 2006-present), **Brian Mitchell** (13, 1990-2003), **Dante Hall** (12, 2000-08), **Eric Metcalf** (12, 1989-2002) and **Josh Cribbs** (11, 2005-14)

MULTI-TOUCHDOWN GAMES (14)						
Date	Opponent	Rush	Rec	Ret	Total	
12/25/09	at Ten. (W, 42-17) (WC)	2	1	0	3	
9/27/15	at NYJ (W, 24-17)	1	0	1	2	
11/10/14	vs. Car. (W, 45-21)	1	0	1	2	
11/10/13	vs. Dal. (W, 49-17)	1	1	0	2	
9/30/13	vs. Mia. (W, 38-17)	1	1	0	2	
12/9/12	at NYG (L, 27-52)	1	1	0	2	
1/7/12	vs. Det. (WC) (W, 45-28)	2	0	0	2	
10/23/11	vs. Ind. (W, 62-7)	1	1	0	2	
1/3/09	vs. Ind. (WC) (W, 23-17)	2	0	0	2	
12/28/08	vs. Den. (W, 52-21)	1	1	0	2	
12/4/08	vs. Oak. (W, 34-7)	0	2	0	2	
9/14/08	at Den. (L, 38-39)	0	1	1	2	
12/16/07	vs. Det. (W, 51-14)	2	0	0	2	
11/11/07	vs. Ind. (W, 23-21)	0	0	2	2	



2017 GAME-BY-GAME STATISTICS (PHILADELPHIA)

Date	Opp	GP/S	RUSHING					RECEIVING					SNAPS		PUNT RETURNS					KICKOFF RETURNS							
			Att	Yds	Avg	Lg	TD	Rec	Yds	Avg	Lg	TD	TYS	No	Pct	Ret	FC	Yds	Avg	Lg	TD	Ret	Yds	Avg	Lg	TD	
Sep 10	at Was	W	1/0	2	2	1.0	2	0	5	43	8.6	15	0	45	33	49%	0	2	0	---	--	0	0	0	---	--	0
Sep 17	at KC	L	1/0	10	48	4.8	12	0	2	30	15.0	16	0	78	50	69%	1	2	10	10.0	10	0	0	0	---	--	0
Sep 24	NYG	W	1/0	3	11	3.7	11	0	0	0	---	--	0	11	5	7%	0	1	0	---	--	0	0	0	---	--	0
Oct 1	at LAC	W	0/0	INJURED RESERVE (KNEE)																							
Oct 8	Ari	W	0/0	INJURED RESERVE (KNEE)																							
Oct 12	at Car	W	0/0	INJURED RESERVE (KNEE)																							
Oct 23	Was	W	0/0	INJURED RESERVE (KNEE)																							
Oct 29	SF	W	0/0	INJURED RESERVE (KNEE)																							
Nov 5	Den	W	0/0	INJURED RESERVE (KNEE)																							
Nov 19	at Dal	W	0/0	INJURED RESERVE (KNEE)																							
Nov 26	Chi	W	0/0	INJURED RESERVE (KNEE)																							
Dec 3	at Sea	L	0/0	INJURED RESERVE (KNEE)																							
Dec 10	at LAR	W	0/0	INJURED RESERVE (KNEE)																							
Dec 17	at NYG	W	0/0	INJURED RESERVE (KNEE)																							
Dec 25	Oak	W	0/0	INJURED RESERVE (KNEE)																							
Dec 31	Dal	L	0/0	INJURED RESERVE (KNEE)																							
Totals			3/0	15	61	4.1	12	0	7	73	10.4	16	0	134	88	8%	1	5	10	10.0	10	0	0	0	---	--	0

PLAYOFFS

Jan 13	Atl	W	0/0	INJURED RESERVE (KNEE)																							
Jan 21	Min	W	0/0	INJURED RESERVE (KNEE)																							
Feb 4	at NE	W	0/0	INJURED RESERVE (KNEE)																							
Totals			0/0	0	0	---	--	0	0	0	---	--	0	0	0	0%	0	0	0	---	--	0	0	0	---	--	0

NOTES TO KNOW (Continued)

- Is tied for the 7th-most punt return TDs (7) in NFL history, behind **Devin Hester** (14, 2006-16), **Eric Metcalf** (10, 1989-2002), **Brian Mitchell** (9, 1993-2003), **Jack Christiansen** (8, 1951-58), **Desmond Howard** (8, 1992-2002) and **Rick Upchurch** (8, 1975-83)
- Is tied with **DeSean Jackson** (2008-13) for the most punt return TDs (4) in Eagles history
- Ranks 7th in NFL history with 11,225 combined kickoff and punt return yards, trailing only **Brian Mitchell** (19,013, 1990-2003), **Allen Rossum** (15,003, 1998-2009), **Josh Cribbs** (13,488, 2005-14), **Mel Gray** (13,003, 1986-97), **Glyn Milburn** (12,772, 1993-2001) and **Dante Hall** (12,397, 2000-08)



SEASON HIGHLIGHTS

2018 - PHILADELPHIA EAGLES (6/2, 2/1)

- Combined for 119 all-purpose yards in the 32-30 win vs. Hou. (12/23/18). Caught a 37-yard TD pass from **Nick Foles** on fourth-and-2 to give the Eagles a 7-0 lead in the first quarter. Marked the longest receiving TD by an Eagle on fourth down since **Brian Dawkins'** 57-yard TD catch on a fake punt (thrown by **Brian Mitchell**) on 9/29/02 vs. Houston
- Caught a 6-yard TD pass from **Carson Wentz** that tied the game, 23-23, in the fourth quarter at Dal. (12/9/18)
- Posted a 14-yard rushing TD that gave the Eagles a 14-10 second-quarter lead in the 28-13 win vs. Was. (12/3/18)

RETURN TOUCHDOWNS (9)

Date	Opponent	Yds	Return
9/14/08	at Denver Broncos (L, 23-34)	103	KR
9/27/15	at New York Jets (W, 24-17)	89	PR
11/11/07	vs. Indianapolis Colts (W, 23-21)	89	KR
12/6/15	at New England Patriots (W, 35-28)	83	PR
9/28/14	at San Francisco 49ers (L, 21-26)	82	PR
10/19/09	vs. Denver Broncos (L, 38-39)	77	PR
9/8/11	at Green Bay Packers (L, 34-42)	72	PR
11/10/14	vs. Carolina Panthers (W, 45-21)	65	PR
11/11/07	vs. Indianapolis Colts (W, 23-21)	45	PR



2016 GAME-BY-GAME STATISTICS (PHILADELPHIA)

Date	Opp	GP/S	RUSHING							RECEIVING					SNAPS			PUNT RETURNS					KICKOFF RETURNS				
			Att	Yds	Avg	Lg	TD	Rec	Yds	Avg	Lg	TD	TYS	No	Pct	Ret	FC	Yds	Avg	Lg	TD	Ret	Yds	Avg	Lg	TD	
Sep 11	Cle	W	1/1	5	12	2.4	6	0	2	24	12.0	15	0	36	38	49%	4	1	59	14.8	40	0	1	19	19.0	19	0
Sep 19	at Chi	W	1/1	12	40	3.3	14	0	2	8	4.0	6	0	48	41	57%	0	3	0	---	--	0	0	0	---	--	0
Sep 25	Pit	W	1/0	2	-1	-0.5	0	0	6	128	21.3	73t	1	127	24	48%	2	0	16	8.0	14	0	0	0	---	--	0
Oct 9	at Det	L	1/0	5	45	9.0	15	0	4	23	5.8	11	0	68	34	56%	1	0	6	6.0	6	0	0	0	---	--	0
Oct 16	at Was	L	1/0	4	20	5.0	11	0	1	4	4.0	4	0	24	23	44%	3	0	31	10.3	14	0	0	0	---	--	0
Oct 23	Min	W	1/0	3	26	8.7	17	0	2	23	11.5	19	0	49	26	45%	0	1	0	---	--	0	0	0	---	--	0
Oct 30	at Dal	L	1/0	15	86	5.7	19	0	5	17	3.4	12	0	103	63	81%	2	1	9	4.5	9	0	0	0	---	--	0
Nov 6	at NYG	L	1/1	13	57	4.4	17	0	3	14	4.7	6	0	71	60	80%	2	1	76	38.0	66	0	0	0	---	--	0
Nov 13	Atl	W	1/0	2	19	9.5	11	0	8	57	7.1	12	0	76	31	39%	0	3	0	---	--	0	0	0	---	--	0
Nov 20	at Sea	L	1/1	2	15	7.5	8	0	1	6	6.0	6	0	21	10	13%	1	1	15	15.0	15	0	0	0	---	--	0
Nov 28	GB	L	1/0	3	6	2.0	3	0	5	48	9.6	17	0	54	31	53%	0	0	0	---	--	0	0	0	---	--	0
Dec 4	at Cin	L	1/0	7	14	2.0	5	1	6	35	5.8	8	0	49	44	55%	1	0	7	7.0	7	0	0	0	---	--	0
Dec 11	Was	L	1/0	5	27	5.4	8	0	2	13	6.5	9	1	40	30	38%	1	0	5	5.0	5	0	0	0	---	--	0
Dec 18	at Bal	L	0/0	INACTIVE (CONCUSSION)																							
Dec 22	NYG	W	1/0	7	40	5.7	25t	1	2	23	11.5	17	0	63	27	48%	0	1	0	---	--	0	0	0	---	--	0
Jan 1	Dal	W	1/1	9	32	3.6	11	0	3	4	1.3	11	0	36	29	38%	0	1	0	---	--	0	0	0	---	--	0
Totals			15/5	94	438	4.7	25t	2	52	427	8.2	73t	2	865	511	45%	17	13	224	13.2	66	0	1	19	19.0	19	0



MOTHER KNOWS BEST

Sproles credits his late mother, Annette, for helping him become the person he is today. Annette bravely fought cancer for five years after being diagnosed in 2000. Even though Sproles was recruited by several schools to play football, he chose to attend Kansas State to be close to his mother.

“I wanted to be near her for my family. I wanted it to be easy for her to see my games if she wanted to go. She was a true fighter. I miss her every day.”

When Annette passed away in 2004, Sproles honored a promise to his mother to return to school his senior year to complete his degree in criminal justice. “My mom is my hero. She kept me focused on the right things.”

SPROLES EMPOWERED YOUTH

The **Sproles Empowered Youth Foundation** is a non-profit organization founded in 2011 that is designed to benefit underserved youth and empower teen boys and girls with life skills that will encourage them to become successful and responsible adults. For more information on Sproles Empowered Youth, please visit SprolesEmpoweredYouth.org.



HIGH SCHOOL STANDOUT

Sproles was a two-time all-state, all-metro and all-league selection at Olathe High School, where he finished his career with 79 TDs and 5,230 rushing yards. As a senior, he was named Kansas Player of the Year by *USA Today* and earned a spot in the Kansas Hall of Fame after helping lead the school to its fourth state championship in five years.

BIRDSEED

Sproles is the son of Larry and Annette Sproles. He also has a younger brother, Terrance. Sproles and his wife, Michel, have two daughters: Devyn and Rhyann. Sproles' father, Larry, played at MidAmerica Nazarene University. “My dad had the same build as me, same type of player. He was shift, quick and did a lot of things just like me.”

@DarrenSproles @dsproles43



2015 GAME-BY-GAME STATISTICS (PHILADELPHIA)

Date	Opp	GP/S	RUSHING						RECEIVING						SNAPS			PUNT RETURNS						KICKOFF RETURNS				
			Att	Yds	Avg	Lg	TD	Rec	Yds	Avg	Lg	TD	TYS	No	Pct	Ret	FC	Yds	Avg	Lg	TD	Ret	Yds	Avg	Lg	TD		
Sep 14	at Atl	L 1/0	5	50	10.0	27	0	7	76	10.9	24	0	126	25	34%	3	0	25	8.3	15	0	0	0	---	--	0		
Sep 20	Dal	L 1/0	1	-4	-4.0	-4	0	4	23	5.8	11	0	19	16	26%	2	2	20	10.0	15	0	0	0	---	--	0		
Sep 27	at NYJ	W 1/1	11	17	1.5	12	1	4	19	4.8	9	0	36	33	45%	3	2	89	29.7	89t	1	0	0	---	--	0		
Oct 4	at Was	L 1/1	4	17	4.3	11	0	0	0	--	--	0	17	22	39%	1	2	45	45.0	45	0	0	0	---	--	0		
Oct 11	NO	W 1/0	5	27	5.4	14	0	1	10	10.0	10	0	37	25	30%	0	1	0	---	--	0	0	0	---	--	0		
Oct 19	NYG	W 1/1	2	4	2.0	4	0	1	3	3.0	3	0	7	24	31%	4	1	25	6.3	13	0	0	0	---	--	0		
Oct 25	at Car	L 1/0	3	9	3.0	6	0	5	31	6.2	9	0	40	28	34%	1	2	2	2.0	2	0	0	0	---	--	0		
Nov 8	at Dal	W 1/0	5	23	4.6	8	0	2	3	1.5	7	0	26	22	30%	0	3	0	---	--	0	0	0	---	--	0		
Nov 15	Mia	L 1/0	3	0	0.0	2	0	5	34	6.8	10	0	34	17	18%	7	0	57	8.1	16	0	1	20	20.0	20	0		
Nov 22	TB	L 1/0	6	21	3.5	7	0	3	38	12.7	35t	1	59	29	41%	2	0	6	3.0	7	0	0	0	---	--	0		
Nov 26	at Det	L 1/0	2	4	2.0	5	0	4	21	5.3	16	0	25	19	32%	2	2	3	1.5	5	0	0	0	---	--	0		
Dec 6	at NE	W 1/1	15	66	4.4	13	0	4	34	8.5	16	0	100	35	57%	5	0	115	23.0	83t	1	0	0	---	--	0		
Dec 13	Buf	W 1/0	7	41	5.9	15	1	2	4	2.0	3	0	44	27	35%	4	1	47	11.8	28	0	0	0	---	--	0		
Dec 20	Ari	L 1/0	6	9	1.5	3	0	3	16	5.3	6	0	25	30	47%	2	1	12	6.0	6	0	0	0	---	--	0		
Dec 26	Was	L 1/0	5	9	1.8	8	0	7	56	8.0	14	0	65	31	38%	2	1	0	0.0	0	0	0	0	---	--	0		
Jan 3	at NYG	W 1/0	3	24	8.0	13	1	3	20	6.7	14	0	44	11	17%	0	0	0	---	--	0	0	0	---	--	0		
Totals		16/4	83	317	3.8	27	3	55	388	7.1	35t	1	705	394	34%	38	18	446	11.7	89t	2	1	20	20.0	20	0		



SEASON HIGHLIGHTS (Continued)

2017 - PHILADELPHIA EAGLES (3/0, 0/0)

- Totaled 15 carries for 61 yards (4.1 avg.), 7 receptions for 73 yards (10.4 avg.) and 1 punt return for 10 yards in 3 games. Sustained a season-ending knee injury vs. NYG (9/24/17)

2016 - PHILADELPHIA EAGLES (15/5)

- Led the Eagles in all-purpose yards (1,108) and scrimmage yards (865) and was selected to the **Pro Bowl** for the third consecutive season. Paced all team RBs in receptions (52), receiving yards (427), receiving TDs (2) and rushing average (4.7) (min. 50 attempts)
- Ranked 3rd in the NFL in punt return average (13.2), trailing only **Tyreek Hill** (15.2) and **Marcus Sherels** (13.9) (min. 15 punt returns)
- Caught a 73-yard TD in the 34-3 win vs. Pit. (9/25/16), marking the 2nd-longest receiving TD of his career and the longest by an Eagles RB since **Herschel Walker** on 9/4/94 at NYG (93 yards)

2015 - PHILADELPHIA EAGLES (16/4)

- Garnered **Pro Bowl** honors as a return specialist for the second straight year after leading the NFL in punt return yards (446) and punt return TDs (2) and ranking 2nd in punt return average (11.7)
- Named **NFC Special Teams Player of the Week** after posting an 89-yard punt return TD at NYJ (9/27/15). His 89-yard punt return TD was the 2nd-longest in team history, trailing only **Damaris Johnson** (98 yards on 12/2/12 at Dallas)

100+ YARD RECEIVING GAMES (7)

Date	Opponent	Yds	Rec	TDs
9/15/14	at Indianapolis Colts (W, 30-27)	152	7	0
9/25/16	vs. Pittsburgh Steelers (W, 34-3)	128	6	1
9/16/12	at Carolina Panthers (L, 27-35)	128	13	0
9/20/09	vs. Baltimore Ravens (L, 26-31)	124	7	1
1/14/12	at San Francisco (Div.) (L, 32-36)	118	15	1
9/30/13	vs. Miami Dolphins (W, 38-17)	114	7	1
12/23/12	at Dallas Cowboys (W, 34-31)	104	7	0

100+ YARD RUSHING GAMES (3)

Date	Opponent	Yds	Att	TDs
12/16/07	vs. Detroit Lions (W, 51-14)	122	25	2
12/28/08	vs. Denver Broncos (W, 52-21)	115	14	1
1/3/09	vs. Indianapolis (WC) (W, 23-17)	105	22	2



2014 GAME-BY-GAME STATISTICS (PHILADELPHIA)

Date	Opp	GP/S	RUSHING						RECEIVING					SNAPS			PUNT RETURNS					KICKOFF RETURNS							
			Att	Yds	Avg	Lg	TD	Rec	Yds	Avg	Lg	TD	TYS	No	Pct	Ret	FC	Yds	Avg	Lg	TD	Ret	Yds	Avg	Lg	TD			
Sep 7	Jax	W	1/0	11	71	6.5	49t	1	4	14	3.5	8	0	85	33	38%	4	2	62	15.5	22	0	0	0	0	0	---	--	0
Sep 15	at Ind	W	1/0	4	26	6.5	19t	1	7	152	21.7	57	0	178	25	37%	4	0	25	6.3	8	0	0	0	0	0	---	--	0
Sep 21	Was	W	1/0	2	20	10.0	18	0	3	30	10.0	22	0	50	21	29%	2	0	27	13.5	18	0	0	0	0	---	--	0	
Sep 28	at SF	L	1/0	1	4	4.0	4	0	2	2	1.0	6	0	6	16	27%	3	1	86	28.7	82t	1	0	0	0	---	--	0	
Oct 5	StL	W	1/0	7	51	7.3	25	0	0	0	---	---	0	51	20	27%	1	0	23	23.0	23	0	1	15	15.0	15	0		
Oct 12	NYG	W	1/0	7	39	5.6	15t	1	0	0	---	---	0	39	24	33%	4	2	57	14.3	43	0	0	0	0	---	--	0	
Oct 26	at Ari	L	0/0	INACTIVE (KNEE)																									
Nov 2	at Hou	W	1/0	3	17	5.7	7	0	4	46	11.5	24	0	63	19	23%	2	3	27	13.5	18	0	0	0	0	---	--	0	
Nov 10	Car	W	1/0	1	8	8.0	8t	1	1	13	13.0	13	0	21	9	15%	3	2	85	28.3	65t	1	0	0	0	---	--	0	
Nov 16	at GB	L	1/0	2	21	10.5	13	0	2	23	11.5	16	0	44	28	36%	1	0	6	6.0	6	0	0	0	0	---	--	0	
Nov 23	Ten	W	1/0	6	25	4.2	13	1	3	14	4.7	10	0	39	23	26%	6	0	50	8.3	13	0	0	0	0	---	--	0	
Nov 27	at Dal	W	1/0	1	13	13.0	13	0	3	19	6.3	9	0	32	18	23%	3	2	32	10.7	12	0	0	0	0	---	--	0	
Dec 7	Sea	L	1/0	4	0	0.0	6	0	0	0	---	---	0	0	13	28%	1	0	0	0.0	0	0	0	0	0	---	--	0	
Dec 14	Dal	L	1/0	3	5	1.7	3	1	2	8	4.0	11	0	13	19	35%	1	2	1	1.0	1	0	0	0	0	---	--	0	
Dec 20	at Was	L	1/0	4	24	6.0	12	0	6	43	7.2	18	0	67	46	51%	2	0	10	5.0	6	0	0	0	0	---	--	0	
Dec 28	at NYG	W	1/0	1	5	5.0	5	0	3	23	7.7	10	0	28	23	32%	2	2	15	7.5	13	0	0	0	0	---	--	0	
Totals			15/0	57	329	5.8	49t	6	40	387	9.7	57	0	716	337	29%	39	16	506	13.0	82t	2	1	15	15.0	15	0		

SEASON HIGHLIGHTS (Continued)

2014 - PHILADELPHIA EAGLES (15/0)

- Earned second-team **All-Pro** honors from the *Associated Press* and was selected to his first career **Pro Bowl** after leading the NFL in punt return average (13.0), punt return yards (506) and punt return TDs (2, tied)
- Selected as **NFC Special Teams Player of the Week** after scoring via rush (8 yards) and punt return (65 yards) in the same game vs. Car. (11/10/14)
- Named **NFC Special Teams Player of the Week** after posting a career-long 82-yard punt return TD at SF (9/28/14)
- Received **NFC Offensive Player of the Week** accolades after setting career highs in receiving yards (152) and scrimmage yards (178) at Ind. (9/15/14). Also notched 2 receptions of 50+ yards and a 19-yard rushing TD

2013 - NEW ORLEANS SAINTS (15/4, 2/0)

- Rushed for 220 yards and 2 TDs on 53 attempts (4.2 avg.) and caught 71 passes for 604 yards and 2 TDs

2012 - NEW ORLEANS SAINTS (13/6)

- Led all NFL RBs in receptions (75), receiving yards (667) and receiving TDs (7)

2011 - NEW ORLEANS SAINTS (16/4, 2/2)

- Set an NFL single-game postseason record with 15 catches in the Divisional Round at SF (1/14/12)
- Produced an NFL-record 2,696 all-purpose yards (1,383 returning, 710 receiving, 603 rushing)





2013 GAME-BY-GAME STATISTICS (NEW ORLEANS)

Date	Opp	GP/S	RUSHING						RECEIVING						SNAPS			PUNT RETURNS						KICKOFF RETURNS			
			Att	Yds	Avg	Lg	TD	Rec	Yds	Avg	Lg	TD	TYS	No	Pct	Ret	FC	Yds	Avg	Lg	TD	Ret	Yds	Avg	Lg	TD	
Sep 8	Atl	W	1/0	8	22	2.8	5	0	6	88	14.7	32	0	110	31	45%	4	0	7	1.8	5	0	1	23	23.0	23	0
Sep 15	at TB	W	1/1	7	26	3.7	6	0	6	36	6.0	8	0	62	35	48%	1	2	-2	-2.0	-2	0	1	23	23.0	23	0
Sep 22	Ari	W	1/1	3	17	5.7	15	0	4	39	9.8	13	0	56	33	44%	3	2	53	17.7	28	0	0	0	---	--	0
Sep 30	Mia	W	1/0	4	28	7.0	18	1	7	114	16.3	48	1	142	31	46%	3	0	44	14.7	18	0	2	36	18.0	24	0
Oct 6	at Chi	W	1/0	3	10	3.3	5	0	3	31	10.3	19	0	41	15	23%	1	1	2	2.0	2	0	2	38	19.0	19	0
Oct 13	at NE	L	1/1	5	15	3.0	6	0	6	58	9.7	19	0	73	28	43%	3	1	20	6.7	9	0	2	41	20.5	21	0
Oct 27	Buf	W	1/0	0	0	---	--	0	4	0	0.0	7	0	0	16	23%	1	2	0	0.0	0	0	2	51	25.5	32	0
Nov 3	at NYJ	L	1/1	0	0	---	--	0	1	2	2.0	2	0	2	2	3%	0	0	0	---	--	0	0	0	---	--	0
Nov 10	Dal	W	1/0	5	12	2.4	5	1	7	76	10.9	28t	1	88	29	35%	4	3	18	4.5	12	0	0	0	---	--	0
Nov 17	SF	W	1/0	3	16	5.3	7	0	4	19	4.8	8	0	35	21	30%	1	3	5	5.0	5	0	0	0	---	--	0
Nov 21	at Atl	W	0/0	INACTIVE (ANKLE)																							
Dec 2	at Sea	L	1/0	3	11	3.7	7	0	7	32	4.6	10	0	43	19	32%	1	0	0	0.0	0	0	0	0	---	--	0
Dec 8	Car	W	1/0	1	38	38.0	38	0	3	23	7.7	20	0	61	15	23%	2	1	17	8.5	17	0	0	0	---	--	0
Dec 15	at StL	L	1/0	7	24	3.4	11	0	8	38	4.8	13	0	62	43	50%	0	2	0	---	--	0	0	0	---	--	0
Dec 22	at Car	L	1/0	1	2	2.0	2	0	3	18	6.0	8	0	20	24	30%	4	1	30	7.5	11	0	1	21	21.0	21	0
Dec 29	TB	W	1/0	3	-1	-0.3	5	0	2	30	15.0	24	0	29	15	24%	1	3	0	0.0	0	0	1	22	22.0	22	0
Totals			15/4	53	220	4.2	38	2	71	604	8.5	48	2	824	357	32%	29	21	194	6.7	28	0	12	255	21.3	32	0
PLAYOFFS																											
Jan 4	at Phi	W	1/0	4	29	7.3	13	0	4	31	7.8	9	0	60	29	40%	3	0	31	10.3	14	0	4	98	24.5	39	0
Jan 11	at Sea	L	1/0	3	2	0.7	1	0	5	32	6.4	14	0	34	33	43%	0	2	0	---	--	0	2	43	21.5	25	0
Totals			2/0	7	31	4.4	13	0	9	63	7.0	14	0	94	62	42%	3	2	31	10.3	14	0	6	141	23.5	39	0

SEASON HIGHLIGHTS (Continued)

2010 - SAN DIEGO CHARGERS (16/3)

- Rushed 50 times for 267 yards (5.3 avg.) and caught 59 passes for 520 yards and 2 TDs. Also added 1,257 yards on 51 kickoff returns (24.6 avg.)

2009 - SAN DIEGO CHARGERS (16/2, 1/0)

- Totaled 278 all-purpose yards vs. Bal. (9/20/09), including a career-long 81-yard TD reception

2008 - SAN DIEGO CHARGERS (16/0, 2/1)

- Posted 328 all-purpose yards in the Wild Card game vs. Ind. (1/3/09). His 328 all-purpose yards were the 3rd-most ever recorded in an NFL playoff game
- Garnered **AFC Special Teams Player of the Month** honors for the month of September. Recorded a 67-yard kickoff return TD at Oak. (9/28/08) and a career-long 103-yard kickoff return TD at Den. (9/14/08)

2007 - SAN DIEGO CHARGERS (15/0, 3/0)

- Named **AFC Special Teams Player of the Week** after becoming the 9th player in NFL history to score a kickoff return TD and a punt return TD in the same game in the win vs. Ind. (11/11/07)

COLLEGE HIGHLIGHTS

- Set 23 school records at Kansas State, gaining 4,979 rushing yards with 80 TDs, 609 receiving yards with 2 TDs, 846 kickoff return yards and 378 punt return yards with 1 TD
- Led the nation and set the school record with 1,986 rushing yards and 2,735 all-purpose yards as a junior in 2003. Was a unanimous all-conference selection and finished 5th in the Heisman Trophy voting

TRANSACTIONS

2005

Drafted by SD in 4th round (130th overall)
Signed 4-year contract

8/31/06

Placed on Injured Reserve (ankle)

4/28/09

Signed by SD to 1-year contract

3/4/10

Signed by SD to 1-year contract

7/29/11

Signed by NO to 4-year contract

3/13/14

Traded from NO to PHI for 2014 5th-round pick

3/14/14

Signed by PHI to 2-year contract extension through 2016

7/29/16

Signed by PHI to 1-year contract extension through 2017

9/25/17

Placed on Injured Reserve (knee)

4/28/18

Agreed to terms with PHI on 1-year contract

7/19/19

Agreed to terms with PHI on 1-year contract



2012 GAME-BY-GAME STATISTICS (NEW ORLEANS)

Date	Opp	GP/S	RUSHING					RECEIVING					SNAPS			PUNT RETURNS					KICKOFF RETURNS					
			Att	Yds	Avg	Lg	TD	Rec	Yds	Avg	Lg	TD	TYS	No	Pct	Ret	FC	Yds	Avg	Lg	TD	Ret	Yds	Avg	Lg	TD
Sep 9	Was	L 1/1	0	0	---	--	0	5	35	7.0	17	1	35	48	67%	2	0	14	7.0	9	0	3	103	34.3	48	0
Sep 16	at Car	L 1/0	0	0	---	--	0	13	128	9.8	25	0	128	36	46%	2	1	30	15.0	16	0	2	52	26.0	38	0
Sep 23	KC	L 1/0	7	62	8.9	47	0	0	0	---	--	0	62	25	42%	1	1	2	2.0	2	0	4	107	26.8	38	0
Sep 30	at GB	L 1/1	5	20	4.0	9	0	5	44	8.8	20	1	64	41	53%	1	0	4	4.0	4	0	3	91	30.3	35	0
Oct 7	SD	W 1/1	5	9	1.8	5	0	5	28	5.6	14	0	37	34	48%	2	2	2	1.0	2	0	2	49	24.5	25	0
Oct 21	at TB	W 1/1	5	27	5.4	12	0	4	32	8.0	9t	1	59	27	42%	1	1	15	15.0	15	0	0	0	---	--	0
Oct 28	at Den	L 1/1	4	-1	-0.3	5	0	7	56	8.0	29t	1	55	34	56%	1	2	-1	-1.0	-1	0	0	0	---	--	0
Nov 5	Phi	W 0/0	INACTIVE (HAND)																							
Nov 11	Atl	W 0/0	INACTIVE (HAND)																							
Nov 18	at Oak	W 0/0	INACTIVE (HAND)																							
Nov 25	SF	L 1/0	0	0	---	--	0	7	65	9.3	35	0	65	29	41%	1	2	3	3.0	3	0	0	0	---	--	0
Nov 29	at Atl	L 1/0	0	0	---	--	0	5	47	9.4	14	0	47	35	45%	4	1	62	15.5	21	0	0	0	---	--	0
Dec 9	at NYG	L 1/0	5	56	11.2	34	1	4	28	7.0	10	1	84	30	42%	2	1	5	2.5	5	0	0	0	---	--	0
Dec 16	TB	W 1/0	5	22	4.4	15	0	5	21	4.2	7	1	43	28	40%	3	1	38	12.7	37	0	0	0	---	--	0
Dec 23	at Dal	W 1/1	9	48	5.3	17	0	7	104	14.9	44	0	152	37	39%	2	2	10	5.0	8	0	1	15	15.0	15	0
Dec 30	Car	L 1/0	3	1	0.3	5	0	8	79	9.9	33t	1	80	40	62%	1	0	-1	-1.0	-1	0	3	66	22.0	27	0
Totals		13/6	48	244	5.1	47	1	75	667	8.9	44	7	911	444	40%	23	14	183	8.0	37	0	18	483	26.8	48	0

2011 GAME-BY-GAME STATISTICS (NEW ORLEANS)

Date	Opp	GP/S	RUSHING					RECEIVING					SNAPS			PUNT RETURNS					KICKOFF RETURNS					
			Att	Yds	Avg	Lg	TD	Rec	Yds	Avg	Lg	TD	TYS	No	Pct	Ret	FC	Yds	Avg	Lg	TD	Ret	Yds	Avg	Lg	TD
Sep 8	at GB	L 1/0	2	7	3.5	7	0	7	75	10.7	36	0	82	N/A	N/A	2	0	92	46.0	72t	1	2	76	38.0	57	0
Sep 18	Chi	W 1/0	4	17	4.3	7	0	8	43	5.4	12t	1	60	N/A	N/A	2	5	1	0.5	1	0	1	24	24.0	24	0
Sep 25	Hou	W 1/1	2	35	17.5	30t	1	6	50	8.3	15	0	85	N/A	N/A	1	0	5	5.0	5	0	4	103	25.8	33	0
Oct 2	at Jax	W 1/1	7	75	10.7	34	0	5	56	11.2	14	0	131	N/A	N/A	1	0	9	9.0	9	0	2	48	24.0	27	0
Oct 9	at Car	W 1/0	11	51	4.6	23	0	5	40	8.0	12	0	91	N/A	N/A	1	2	-3	-3.0	-3	0	0	0	---	--	0
Oct 16	at TB	L 1/0	1	16	16.0	16	0	8	46	5.8	9	0	62	N/A	N/A	1	0	-10	-10.0	-10	0	3	69	23.0	24	0
Oct 23	Ind	W 1/1	12	88	7.3	16t	1	6	19	3.2	9	1	107	N/A	N/A	4	1	27	6.8	16	0	2	56	28.0	29	0
Oct 30	at StL	L 1/0	6	16	2.7	6	0	6	60	10.0	21	0	76	N/A	N/A	3	2	19	6.3	15	0	5	121	24.2	36	0
Nov 6	TB	W 1/0	4	42	10.5	35	0	5	57	11.4	21t	1	99	N/A	N/A	1	1	15	15.0	15	0	2	54	27.0	30	0
Nov 13	at Atl	W 1/1	2	1	0.5	1	0	4	2	0.5	5	0	3	N/A	N/A	2	2	18	9.0	18	0	3	84	28.0	39	0
Nov 28	NYG	W 1/0	8	54	6.8	23	0	2	28	14.0	22	0	82	N/A	N/A	0	1	0	---	--	0	2	62	31.0	36	0
Dec 4	Det	W 1/0	4	28	7.0	20	0	5	46	9.2	22	1	74	N/A	N/A	2	1	13	6.5	12	0	3	74	24.7	27	0
Dec 11	at Ten	W 1/0	5	33	6.6	14	0	7	58	8.3	20	0	91	N/A	N/A	3	1	18	6.0	15	0	2	42	21.0	23	0
Dec 18	at Min	W 1/0	8	33	4.1	14	0	5	79	15.8	39	1	112	N/A	N/A	3	2	45	15.0	24	0	3	75	25.0	26	0
Dec 26	Atl	W 1/0	5	67	13.4	36	0	2	22	11.0	13	1	89	N/A	N/A	0	1	0	---	--	0	4	147	36.8	92	0
Jan 1	Car	W 1/0	6	40	6.7	11	0	5	29	5.8	16	1	69	N/A	N/A	3	0	45	15.0	24	0	2	54	27.0	28	0
Totals		16/4	87	603	6.9	36	2	86	710	8.3	39	7	1313	N/A	N/A	29	19	294	10.1	72t	1	40	1089	27.2	92	0

PLAYOFFS

Jan 7	Det	W 1/1	10	51	5.1	17t	2	4	34	8.5	12	0	85	N/A	N/A	2	1	4	2.0	4	0	2	54	27.0	28	0
Jan 14	at SF	L 1/1	3	3	1.0	2	0	15	118	7.9	44t	1	121	N/A	N/A	3	1	29	9.7	13	0	2	38	19.0	22	0
Totals		2/2	13	54	4.2	17t	2	19	152	8.0	44t	1	206	N/A	N/A	5	2	33	6.6	13	0	4	92	23.0	28	0



2010 GAME-BY-GAME STATISTICS (SAN DIEGO)

Date	Opp	GP/S	RUSHING						RECEIVING						SNAPS			PUNT RETURNS						KICKOFF RETURNS				
			Att	Yds	Avg	Lg	TD	Rec	Yds	Avg	Lg	TD	TYS	No	Pct	Ret	FC	Yds	Avg	Lg	TD	Ret	Yds	Avg	Lg	TD		
Sep 13	at KC	L	1/0	4	0	0.0	2	0	2	2	1.0	4	0	2	N/A	N/A	5	3	33	6.6	13	0	2	32	16.0	19	0	
Sep 19	Jax	W	1/0	5	37	7.4	34	0	4	63	15.8	43	0	100	N/A	N/A	0	0	0	---	--	0	3	56	18.7	26	0	
Sep 26	at Sea	L	1/1	1	16	16.0	16	0	1	10	10.0	10	0	26	N/A	N/A	0	0	0	---	--	0	4	101	25.3	33	0	
Oct 3	Ari	W	1/0	6	17	2.8	8	0	0	0	---	--	0	17	N/A	N/A	3	1	19	6.3	13	0	2	51	25.5	30	0	
Oct 10	at Oak	L	1/0	2	1	0.5	2	0	3	32	10.7	23	0	33	N/A	N/A	2	1	20	10.0	11	0	4	93	23.3	32	0	
Oct 17	at StL	L	1/0	1	9	9.0	9	0	5	48	9.6	11	0	57	N/A	N/A	2	1	13	6.5	9	0	5	115	23.0	31	0	
Oct 24	NE	L	1/0	2	7	3.5	6	0	9	70	7.8	14	0	77	N/A	N/A	1	2	12	12.0	12	0	5	136	27.2	39	0	
Oct 31	Ten	W	1/0	4	41	10.3	32	0	4	36	9.0	17	1	77	N/A	N/A	2	1	14	7.0	11	0	4	100	25.0	27	0	
Nov 7	at Hou	W	1/0	1	3	3.0	3	0	1	6	6.0	6	0	9	N/A	N/A	1	0	0	0.0	0	0	4	114	28.5	34	0	
Nov 22	Den	W	1/1	5	14	2.8	6	0	5	60	12.0	57t	1	74	N/A	N/A	5	1	36	7.2	12	0	2	50	25.0	25	0	
Nov 28	at Ind	W	1/1	4	17	4.3	11	0	4	24	6.0	8	0	41	N/A	N/A	2	1	19	9.5	16	0	3	89	29.7	31	0	
Dec 5	Oak	L	1/0	0	0	---	--	0	1	7	7.0	7	0	7	N/A	N/A	1	0	0	0.0	0	0	2	50	25.0	31	0	
Dec 12	KC	W	1/0	6	53	8.8	19	0	5	51	10.2	15	0	104	N/A	N/A	0	0	0	---	--	0	1	27	27.0	27	0	
Dec 16	SF	W	1/0	2	1	0.5	1	0	5	30	6.0	11	0	31	N/A	N/A	0	0	0	---	--	0	2	36	18.0	23	0	
Dec 26	at Cin	L	1/0	3	8	2.7	6	0	8	55	6.9	13	0	63	N/A	N/A	0	0	0	---	--	0	5	114	22.8	45	0	
Jan 2	at Den	W	1/0	4	43	10.8	27	0	2	26	13.0	15	0	69	N/A	N/A	0	0	0	---	--	0	3	93	31.0	41	0	
Totals			16/3	50	267	5.3	34	0	59	520	8.8	57t	2	787	N/A	N/A	24	11	166	6.9	16	0	51	1257	24.6	45	0	

2009 GAME-BY-GAME STATISTICS (SAN DIEGO)

Date	Opp	GP/S	RUSHING						RECEIVING						SNAPS			PUNT RETURNS						KICKOFF RETURNS				
			Att	Yds	Avg	Lg	TD	Rec	Yds	Avg	Lg	TD	TYS	No	Pct	Ret	FC	Yds	Avg	Lg	TD	Ret	Yds	Avg	Lg	TD		
Sep 14	at Oak	W	1/0	9	23	2.6	7	1	5	43	8.6	15	0	66	N/A	N/A	3	0	10	3.3	8	0	5	170	34.0	66	0	
Sep 20	Bal	L	1/1	10	26	2.6	13	0	7	124	17.7	81t	1	150	N/A	N/A	0	2	0	---	--	0	4	128	32.0	53	0	
Sep 27	Mia	W	1/1	18	41	2.3	8	0	2	14	7.0	12	0	55	N/A	N/A	3	0	15	5.0	12	0	3	61	20.3	29	0	
Oct 4	at Pit	L	1/0	0	0	---	--	0	1	16	16.0	16	0	16	N/A	N/A	0	1	0	---	--	0	6	154	25.7	42	0	
Oct 19	Den	L	1/0	1	0	0.0	0	0	1	4	4.0	4	0	4	N/A	N/A	1	1	77	77.0	77t	1	7	149	21.3	30	0	
Oct 25	at KC	W	1/0	5	41	8.2	21	0	3	58	19.3	58t	1	99	N/A	N/A	1	2	18	18.0	18	0	2	34	17.0	18	0	
Nov 1	Oak	W	1/0	5	38	7.6	15	0	1	8	8.0	8	0	46	N/A	N/A	3	0	17	5.7	9	0	3	67	22.3	39	0	
Nov 8	at NYG	W	1/0	1	1	1.0	1	0	5	22	4.4	21	0	23	N/A	N/A	0	1	0	---	--	0	2	38	19.0	20	0	
Nov 15	Phi	W	1/0	2	14	7.0	14	0	4	31	7.8	11	0	45	N/A	N/A	3	0	13	4.3	8	0	6	147	24.5	29	0	
Nov 22	at Den	W	1/0	9	26	2.9	8	0	1	7	7.0	7	0	33	N/A	N/A	3	0	6	2.0	6	0	0	0	---	--	0	
Nov 29	KC	W	1/0	9	17	1.9	6	0	5	66	13.2	20	0	83	N/A	N/A	1	1	0	0.0	0	0	4	88	22.0	32	0	
Dec 6	at Cle	W	1/0	7	27	3.9	8	0	4	56	14.0	31t	1	83	N/A	N/A	1	0	-1	-1.0	-1	0	3	37	12.3	26	0	
Dec 13	at Dal	W	1/0	7	22	3.1	6	0	1	3	3.0	3	0	25	N/A	N/A	2	1	18	9.0	14	0	2	42	21.0	28	0	
Dec 20	Cin	W	1/0	3	11	3.7	12	0	3	22	7.3	11	0	33	N/A	N/A	3	0	5	1.7	9	0	2	73	36.5	45	0	
Dec 25	at Ten	W	1/0	5	38	7.6	21	2	2	23	11.5	20	1	61	N/A	N/A	1	1	6	6.0	6	0	4	85	21.3	26	0	
Jan 3	Was	W	1/0	2	18	9.0	12	0	0	0	---	--	0	18	N/A	N/A	1	2	-1	-1.0	-1	0	1	27	27.0	27	0	
Totals			16/2	93	343	3.7	21	3	45	497	11.0	81t	4	840	N/A	N/A	26	12	183	7.0	77t	1	54	1300	24.1	66	0	
PLAYOFFS																												
Jan 17	NYJ	L	1/0	3	33	11.0	22	0	3	30	10.0	19	0	63	N/A	N/A	2	1	3	1.5	3	0	2	44	22.0	27	0	
Totals			1/0	3	33	11.0	22	0	3	30	10.0	19	0	63	N/A	N/A	2	1	3	1.5	3	0	2	44	22.0	27	0	



2008 GAME-BY-GAME STATISTICS (SAN DIEGO)

Date	Opp	GP/S	RUSHING						RECEIVING						SNAPS		PUNT RETURNS						KICKOFF RETURNS				
			Att	Yds	Avg	Lg	TD	Rec	Yds	Avg	Lg	TD	TYS	No	Pct	Ret	FC	Yds	Avg	Lg	TD	Ret	Yds	Avg	Lg	TD	
Sep 7	Car	L	1/0	2	3	1.5	2	0	0	0	---	--	0	3	N/A	N/A	1	2	12	12.0	12	0	2	61	30.5	41	0
Sep 14	at Den	L	1/0	7	53	7.6	18	0	2	72	36.0	66t	1	125	N/A	N/A	0	0	0	---	--	0	5	192	38.4	103t	1
Sep 22	NYJ	W	1/0	5	38	7.6	21	0	2	39	19.5	25	0	77	N/A	N/A	0	1	0	---	--	0	2	40	20.0	22	0
Sep 28	at Oak	W	1/0	6	12	2.0	3	0	1	5	5.0	5	0	17	N/A	N/A	3	0	18	6.0	12	0	5	160	32.0	67	0
Oct 5	at Mia	L	1/0	6	24	4.0	10	0	1	23	23.0	23	0	47	N/A	N/A	2	1	34	17.0	21	0	3	71	23.7	25	0
Oct 12	NE	W	1/0	2	9	4.5	9	0	1	8	8.0	8	0	17	N/A	N/A	2	0	50	25.0	28	0	1	23	23.0	23	0
Oct 19	at Buf	L	1/0	1	1	1.0	1	0	1	5	5.0	5	0	6	N/A	N/A	2	0	16	8.0	9	0	4	69	17.3	21	0
Oct 26	at NO	L	1/0	1	6	6.0	6	0	3	45	15.0	21	0	51	N/A	N/A	2	1	20	10.0	11	0	8	201	25.1	32	0
Nov 9	KC	W	1/0	3	15	5.0	10	0	3	15	5.0	6	0	30	N/A	N/A	1	1	-2	-2.0	-2	0	0	0	---	--	0
Nov 16	at Pit	L	1/0	1	0	0.0	0	0	1	9	9.0	9	0	9	N/A	N/A	0	1	0	---	--	0	1	16	16.0	16	0
Nov 23	Ind	L	1/0	2	21	10.5	21	0	2	13	6.5	11	0	34	N/A	N/A	1	2	4	4.0	4	0	5	101	20.2	26	0
Nov 30	Atl	L	1/0	0	0	---	--	0	0	0	---	--	0	0	N/A	N/A	1	1	12	12.0	12	0	4	77	19.3	26	0
Dec 4	Oak	W	1/0	9	30	3.3	11	0	3	34	11.3	18t	2	64	N/A	N/A	3	0	24	8.0	14	0	1	29	29.0	29	0
Dec 14	at KC	W	1/0	0	0	---	--	0	4	11	2.8	9	0	11	N/A	N/A	0	2	0	---	--	0	4	113	28.3	40	0
Dec 21	at TB	W	1/0	2	3	1.5	2	0	3	46	15.3	32t	1	49	N/A	N/A	2	0	45	22.5	43	0	4	127	31.8	44	0
Dec 28	Den	W	1/0	14	115	8.2	37	1	2	17	8.5	13t	1	132	N/A	N/A	2	0	16	8.0	8	0	4	96	24.0	29	0
Totals			16/0	61	330	5.4	37	1	29	342	11.8	66t	5	672	N/A	N/A	22	12	249	11.3	43	0	53	1376	26.0	103t	1

PLAYOFFS

Jan 3	Ind	W	1/0	22	105	4.8	22t	2	5	45	9.0	17	0	150	N/A	N/A	3	0	72	24.0	28	0	4	106	26.5	32	0
Jan 11	at Pit	L	1/1	11	15	1.4	8	0	5	91	18.2	62t	1	106	N/A	N/A	2	0	4	2.0	4	0	5	164	32.8	63	0
Totals			2/1	33	120	3.6	22t	2	10	136	13.6	62t	1	256	N/A	N/A	5	0	76	15.2	28	0	9	270	30.0	63	0

2007 GAME-BY-GAME STATISTICS (SAN DIEGO)

Date	Opp	GP/S	RUSHING						RECEIVING						SNAPS		PUNT RETURNS						KICKOFF RETURNS				
			Att	Yds	Avg	Lg	TD	Rec	Yds	Avg	Lg	TD	TYS	No	Pct	Ret	FC	Yds	Avg	Lg	TD	Ret	Yds	Avg	Lg	TD	
Sep 9	Chi	W	1/0	0	0	---	--	0	0	0	---	--	0	0	N/A	N/A	0	0	0	---	--	0	1	22	22.0	22	0
Sep 16	at NE	L	1/0	0	0	---	--	0	0	0	---	--	0	0	N/A	N/A	1	0	0	0.0	0	0	1	20	20.0	20	0
Sep 23	at GB	L	1/0	0	0	---	--	0	0	0	---	--	0	0	N/A	N/A	1	0	3	3.0	3	0	3	76	25.3	39	0
Sept 20	KC	L	1/0	0	0	---	--	0	1	14	14.0	14	0	14	N/A	N/A	3	0	28	9.3	20	0	6	161	26.8	42	0
Oct 7	at Den	W	1/0	1	2	2.0	2	0	0	0	---	--	0	2	N/A	N/A	2	0	27	13.5	23	0	2	49	24.5	27	0
Oct 14	Oak	W	1/0	0	0	---	--	0	0	0	---	--	0	0	N/A	N/A	3	0	29	9.7	21	0	1	18	18.0	18	0
Oct 28	Hou	W	1/0	1	2	2.0	2	0	0	0	---	--	0	2	N/A	N/A	2	0	17	8.5	10	0	2	54	27.0	31	0
Nov 4	at Min	L	1/0	0	0	---	--	0	0	0	---	--	0	0	N/A	N/A	2	0	29	14.5	19	0	4	122	30.5	43	0
Nov 11	Ind	W	1/0	0	0	---	--	0	0	0	---	--	0	0	N/A	N/A	1	1	45	45.0	45t	1	3	125	41.7	89t	1
Nov 18	at Jax	L	1/0	0	0	---	--	0	2	0	0.0	0	0	0	N/A	N/A	3	0	17	5.7	7	0	2	15	7.5	15	0
Nov 25	Bal	W	1/0	2	1	0.5	1	0	0	0	---	--	0	1	N/A	N/A	3	1	17	5.7	7	0	2	59	29.5	32	0
Dec 2	at KC	W	1/0	0	0	---	--	0	0	0	---	--	0	0	N/A	N/A	2	0	3	1.5	3	0	2	40	20.0	24	0
Dec 9	at Ten	W	0/0	INACTIVE																							
Dec 16	Det	W	1/0	25	122	4.9	34	2	1	13	13.0	13	0	135	N/A	N/A	0	0	0	---	--	0	3	63	21.0	29	0
Dec 24	Den	W	1/0	6	17	2.8	7	0	4	7	1.8	8	0	24	N/A	N/A	0	0	0	---	--	0	2	44	22.0	24	0
Dec 30	at Oak	W	1/0	2	20	10.0	13	0	2	-3	-1.5	1	0	17	N/A	N/A	1	0	14	14.0	14	0	3	140	46.7	61	0
Totals			15/0	37	164	4.4	34	2	10	31	3.1	14	0	195	N/A	N/A	24	2	229	9.5	45t	1	37	1008	27.2	89t	1

PLAYOFFS

Jan 6	Ten	W	1/0	0	0	---	--	0	0	0	---	--	0	0	N/A	N/A	2	2	12	6.0	10	0	2	40	20.0	22	0
Jan 13	at Ind	W	1/0	1	1	1.0	1	0	1	56	56.0	56t	1	57	N/A	N/A	0	0	0	---	--	0	4	99	24.8	30	0
Jan 20	at NE	L	1/0	3	34	11.3	26	0	2	5	2.5	4	0	39	N/A	N/A	3	0	16	5.3	13	0	4	84	21.0	23	0
Totals			3/0	4	35	8.8	26	0	3	61	20.3	56t	1	96	N/A	N/A	5	2	28	5.6	13	0	10	223	22.3	30	0



2005 GAME-BY-GAME STATISTICS (SAN DIEGO)

Date	Opp	GP/S	RUSHING						RECEIVING					SNAPS			PUNT RETURNS					KICKOFF RETURNS					
			Att	Yds	Avg	Lg	TD	Rec	Yds	Avg	Lg	TD	TYS	No	Pct	Ret	FC	Yds	Avg	Lg	TD	Ret	Yds	Avg	Lg	TD	
Sep 11	Dal	L	1/0	0	0	---	--	0	0	0	---	--	0	0	N/A	N/A	2	0	25	12.5	14	0	4	146	36.5	49	0
Sep 18	at Den	L	1/0	1	12	12.0	12	0	1	5	5.0	5	0	17	N/A	N/A	1	0	0	0.0	0	0	3	71	23.7	27	0
Sep 25	NYG	W	1/0	1	21	21.0	21	0	0	0	---	--	0	21	N/A	N/A	2	0	10	5.0	6	0	4	134	33.5	58	0
Oct 2	at NE	W	1/0	2	8	4.0	5	0	1	-1	-1.0	-1	0	7	N/A	N/A	3	0	24	8.0	14	0	4	80	20.0	29	0
Oct 10	Pit	L	1/0	0	0	---	--	0	0	0	---	--	0	0	N/A	N/A	2	2	11	5.5	8	0	5	157	31.4	48	0
Oct 16	at Oak	W	0/0	INACTIVE																							
Oct 23	at Phi	L	1/0	0	0	---	--	0	0	0	---	--	0	0	N/A	N/A	1	0	8	8.0	8	0	5	81	16.2	20	0
Oct 30	KC	W	1/0	1	3	3.0	3	0	0	0	---	--	0	3	N/A	N/A	3	2	29	9.7	23	0	4	84	21.0	31	0
Nov 6	at NYJ	W	1/0	1	4	4.0	4	0	0	0	---	--	0	4	N/A	N/A	0	0	0	---	--	0	6	145	24.2	50	0
Nov 20	Buf	W	1/0	0	0	---	--	0	1	6	6.0	6	0	6	N/A	N/A	2	1	0	0.0	2	0	3	51	17.0	17	0
Nov 27	at Was	W	1/0	0	0	---	--	0	0	0	---	--	0	0	N/A	N/A	0	0	0	---	--	0	5	128	25.6	47	0
Dec 4	Oak	W	1/0	2	2	1.0	3	0	0	0	---	--	0	2	N/A	N/A	0	0	0	---	--	0	2	63	31.5	35	0
Dec 11	Mia	L	1/0	0	0	---	--	0	0	0	---	--	0	0	N/A	N/A	2	0	1	0.5	1	0	6	145	24.2	31	0
Dec 18	at Ind	W	1/0	0	0	---	--	0	0	0	---	--	0	0	N/A	N/A	0	0	0	---	--	0	4	71	17.8	22	0
Dec 24	at KC	L	1/0	0	0	---	--	0	0	0	---	--	0	0	N/A	N/A	0	0	0	---	--	0	4	85	21.3	26	0
Dec 31	Den	L	1/0	0	0	---	--	0	0	0	---	--	0	0	N/A	N/A	0	0	0	---	--	0	4	87	21.8	26	0
Totals			15/0	8	50	6.3	21	0	3	10	3.3	6	0	60	N/A	N/A	18	5	108	6.0	23	0	63	1528	24.3	58	0



6-6 | 227  **4th Year**
DOB: Oct. 7, 1993 (Age 25)



Indiana
D6-16 (187th overall)
by Washington
Acquired: FA-17

THREE-STEP DROP

- Nickname: **Suddy**
- Hobbies: **Golf and surfing**
- Desired talents: **Ability to sing, play the piano and be incredible at golf**
- Surprisingly good at: **Pop-a-shot basketball**
- Favorite athletes growing up: **Terrell Davis, John Elway, Barry Bonds and Michael Jordan**
- Favorite music: **Musicals (*Hamilton*, *The Greatest Showman* and *Les Miserables*)**
- Favorite movie: **Miracle**
- Favorite TV show: **The Office**
- Favorite quote: **“You miss 100 percent of the shots you don’t take.” - Wayne Gretzky and/or Michael Scott**



Originally selected by the Redskins in the 6th round (187th overall) of the 2016 NFL Draft, **Nate Sudfeld** was signed by the Eagles before the 2017 season and served as the back-up QB in **Super Bowl LII**. In Week 17 of 2017 vs. Dallas, Sudfeld set the record for highest completion percentage (82.6%) in a NFL debut (min. 20 attempts). He is also Indiana’s all-time leader in passing yards (7,879) and passing TDs (61).

HIGHEST COMPLETION % FIRST CAREER GAME (NFL HISTORY)

Nate Sudfeld (Phi.) (12/31/17)	82.6%
Sam Wyche (Cin.) (11/3/68)	80.0%
Sam Darnold (NYJ) (9/10/18)	76.2%
John Fourcade (NO) (10/4/87)	76.2%
Rick Mirer (Sea.) (9/5/93)	74.1%

(min. 20 attempts)

MOST PASSING YARDS INDIANA ALL-TIME HISTORY

Nate Sudfeld (2012-15)	7,879
Antwaan Randle El (1998-2001)	7,469
Ben Chappell (2007-10)	7,251
Steve Bradley (1983-85)	6,579

MOST PASSING TDs INDIANA ALL-TIME HISTORY

Nate Sudfeld (2012-15)	61
Kellen Lewis (2006-08)	48
Ben Chappell (2007-10)	45
Antwaan Randle El (1998-2001)	42

CAREER HIGHLIGHTS

- Has been active in each of the Eagles’ 5 playoff games since 2017. Served as the back-up QB in **Super Bowl LII**
- Set the record for the highest completion percentage (82.6%, 19-of-23 for 134 yards) in a NFL debut on 12/31/17 vs. Dallas (min. 20 attempts). Tied for the 4th-highest completion percentage in Eagles single-game history



CAREER STATISTICS

Year	Team	GP/S	PASSING										RUSHING					OFF SNAPS	
			Att	Cmp	Pct	Yds	Y/A	TD	Int	Lg	Sk/Yds	Rate	Att	Yds	Avg	Lg	TD	No	Pct
2016	Washington	0/0	0	0	---	0	---	0	0	--	0/0	---	0	0	---	--	0	0	0%
2017	Philadelphia	1/0	23	19	82.6	134	5.8	0	0	16	3/24	90.9	1	22	22.0	22	0	40	4%
2018	Philadelphia	2/0	2	1	50.0	22	11.0	1	0	22t	0/0	129.2	2	-2	-1.0	-1	0	11	1%
Totals		3/0	25	20	80.0	156	6.2	1	0	22t	3/24	106.0	3	20	6.7	22	0	---	---

PLAYOFFS

2017	Philadelphia	1/0	0	0	---	0	---	0	0	--	0/0	---	3	-4	-1.3	-1	0	3	1%
2018	Philadelphia	0/0	0	0	---	0	---	0	0	--	0/0	---	0	0	---	--	0	0	0%
Totals		1/0	0	0	---	0	---	0	0	--	0/0	---	3	-4	-1.3	-1	0	---	---



CAREER HIGHS

Pass Attempts	23	12/31/17 vs. Dal.
Completions	19	12/31/17 vs. Dal.
Passing Yards	134	12/31/17 vs. Dal.
Yards/Attempt	22.0	12/30/18 at. Was.
Passing Long	22t	12/30/18 at Was.
Passing TDs	1	12/30/18 at Was.
Completion %	100.0	12/30/18 at. Was.
Passer Rating	158.3	12/30/18 at. Was.
Rush Attempts	3	1/21/18 vs. Min. (Conf.)
Rushing Yards	22	12/31/17 vs. Dal.
Rushing Long	22	12/31/17 vs. Dal.
Rushing TDs	--	---

BIRDSEED

Sudfeld is the son of Michelle and Ralph Sudfeld. His brothers, Matthew and Zach, also played college football. Matthew was a WR at Brown (2007-11) and Zach was a TE at Nevada (2007-12) who played two seasons in the NFL.

Sudfeld attended Modesto (CA) Christian HS, where he earned Trans Valley League Offensive MVP, second-team all-state and first-team all-district honors.

Sudfeld, who was a liberal studies major at Indiana, has completed mission trips to Uganda with Assist International, an aid organization started by his grandfather, Bob Pagett.



@NateSudfeld



@natesudfeld

SEASON HIGHLIGHTS

2018 - PHILADELPHIA EAGLES (2/0, 0/0)

- Recorded his first career TD pass (22 yards to **Nelson Agholor**) in the 24-0 win at Was. (12/30/18)

2017 - PHILADELPHIA EAGLES (1/0, 1/0)

- Served as the Eagles' back-up QB in **Super Bowl LII**
- Appeared in his first career playoff game in the NFC Championship vs. Min. (1/21/18), kneeling 3 times to close out the 38-7 victory
- Set the record for highest completion percentage (82.6%, 19-of-23 for 134 yards) in a NFL debut when he relieved **Nick Foles** in the regular-season finale vs. Dal. (12/31/17) (min. 20 attempts). Tied for the 4th-highest completion percentage in Eagles single-game history

COLLEGE HIGHLIGHTS

- Played collegiately at the University of Indiana (2012-15), where he appeared in 37 career games (26 starts). Finished as the Hoosiers' all-time leader in passing yards (7,879) and passing TDs (61). Also ranked 2nd in school history in completions (593) and completion percentage (60.3%) and 3rd in total offense (8,011). Earned All-Big Ten accolades as a senior after leading the conference in passing yards (3,573), TDs (27) and passing efficiency (151.0)

TRANSACTIONS

- 2016** Drafted by WAS in 6th round (187th overall)
Signed 4-year contract
- 9/2/17** Waived by WAS
- 9/3/17** Signed by PHI to practice squad
- 11/1/17** Signed by PHI from practice squad to active roster
- 4/15/19** Signed RFA tender with PHI



2018 GAME-BY-GAME STATISTICS (PHILADELPHIA)

Date	Opp	GP/S	PASSING										RUSHING					SNAPS		
			Att	Cmp	Pct	Yds	Y/A	TD	Int	Lg	Sk/Yds	Rat	Att	Yds	Avg	Lg	TD	No	Pct	
Sep 6	Atl	W	0/0	DID NOT PLAY																
Sep 16	at TB	L	0/0	DID NOT PLAY																
Sep 23	Ind	W	0/0	INACTIVE																
Sep 30	at Ten	L	0/0	INACTIVE																
Oct 7	Min	L	0/0	INACTIVE																
Oct 11	at NYG	W	0/0	DID NOT PLAY																
Oct 21	Car	L	0/0	DID NOT PLAY																
Oct 28	at Jax	W	0/0	INACTIVE																
Nov 11	Dal	L	0/0	INACTIVE																
Nov 18	at NO	L	0/0	INACTIVE																
Nov 25	NYG	W	0/0	INACTIVE																
Dec 3	Was	W	0/0	INACTIVE																
Dec 9	at Dal	L	0/0	INACTIVE																
Dec 16	at LAR	W	0/0	DID NOT PLAY																
Dec 23	Hou	W	1/0	1	0	0%	0	0.0	0	0	--	0/0	39.6	0	0	---	---	0	1	1%
Dec 30	at Was	W	1/0	1	1	100%	22	22.0	1	0	22	0/0	158.3	2	-2	-1.0	-1	0	10	14%
Totals			2/0	2	1	50%	22	11.0	1	0	22	0/0	129.2	2	-2	-1.0	-1	0	11	1%

PLAYOFFS

Jan 6	at Chi	W	0/0	DID NOT PLAY																
Jan 13	at NO	L	0/0	DID NOT PLAY																
Totals			0/0	0	0	---	0	---	0	0	--	0/0	---	0	0	---	--	0	0	--

2017 GAME-BY-GAME STATISTICS (PHILADELPHIA)

Date	Opp	GP/S	PASSING										RUSHING					SNAPS		
			Att	Cmp	Pct	Yds	Y/A	TD	Int	Lg	Sk/Yd	Rat	Att	Yds	Avg	Lg	TD	No	Pct	
Sep 10	at Was	W	---	EAGLES PRACTICE SQUAD																
Sep 17	at KC	L	---	EAGLES PRACTICE SQUAD																
Sep 24	NYG	W	---	EAGLES PRACTICE SQUAD																
Oct 1	at LAC	W	---	EAGLES PRACTICE SQUAD																
Oct 8	Ari	W	---	EAGLES PRACTICE SQUAD																
Oct 12	at Car	W	---	EAGLES PRACTICE SQUAD																
Oct 23	Was	W	---	EAGLES PRACTICE SQUAD																
Oct 29	SF	W	---	EAGLES PRACTICE SQUAD																
Nov 5	Den	W	0/0	INACTIVE																
Nov 19	at Dal	W	0/0	INACTIVE																
Nov 26	Chi	W	0/0	INACTIVE																
Dec 3	at Sea	L	0/0	INACTIVE																
Dec 10	at LAR	W	0/0	INACTIVE																
Dec 17	at NYG	W	0/0	DID NOT PLAY																
Dec 25	Oak	W	0/0	DID NOT PLAY																
Dec 31	Dal	L	1/0	23	19	82.6	134	5.8	0	0	16	3/24	90.9	1	22	22.0	22	0	40	68%
Totals			1/0	23	19	82.6	134	5.8	0	0	16	3/24	90.9	1	22	22.0	22	0	40	4%

PLAYOFFS

Jan 13	Atl	W	0/0	DID NOT PLAY																
Jan 21	Min	W	1/0	0	0	---	0	---	0	0	--	0/0	---	3	-4	-1.3	-1	0	3	5%
Feb 4	at NE	W	0/0	DID NOT PLAY																
Totals			1/0	0	0	---	0	---	0	0	--	0/0	---	3	-4	-1.3	-1	0	3	1%



2016 GAME-BY-GAME STATISTICS (WASHINGTON)

Date	Opp	GP/S	PASSING										RUSHING					SNAPS		
			Att	Cmp	Pct	Yds	Y/A	TD	Int	Lg	Sk/Yd	Rat	Att	Yds	Avg	Lg	TD	No	Pct	
Sep 12	Pit	L	0/0	INACTIVE																
Sep 18	Dal	L	0/0	INACTIVE																
Sep 25	at NYG	W	0/0	INACTIVE																
Oct 2	Cle	W	0/0	INACTIVE																
Oct 9	at Bal	W	0/0	INACTIVE																
Oct 16	Phi	W	0/0	INACTIVE																
Oct 23	at Det	L	0/0	INACTIVE																
Oct 30	at Cin	T	0/0	INACTIVE																
Nov 13	Min	W	0/0	INACTIVE																
Nov 20	GB	W	0/0	INACTIVE																
Nov 24	at Dal	L	0/0	INACTIVE																
Dec 4	at Ari	L	0/0	INACTIVE																
Dec 11	at Phi	W	0/0	INACTIVE																
Dec 19	Car	L	0/0	INACTIVE																
Dec 24	at Chi	W	0/0	INACTIVE																
Jan 1	NYG	L	0/0	INACTIVE																
Totals			0/0	0	0	---	0	---	0	0	--	0/0	---	0	0	---	--	0	0	0%



6-0 | 200  **2nd Year**

DOB: Nov. 1, 1993 (Age 25)

**Brandywine,
Maryland**



**Gwynn Park
High School**



Shepherd

UDFA ('17) by Philadelphia



2017



Originally signed by the Eagles as an undrafted free agent following the 2017 NFL Draft, **Tre Sullivan** spent part of his rookie season on the practice squad and earned a place on the 53-man roster in 2018. In his final season at Shepherd University, Sullivan received NCAA Division II All-America honors and was named first-team All-Mountain East Conference after compiling 74 tackles, 9 PDs, 2 INTs and 3 blocked kicks.

SPECIAL TEAMS TACKLES

EAGLES PLAYERS IN 2018

Kamu Grugier-Hill	9
Tre Sullivan	7
LaRoy Reynolds	7

SEASON HIGHLIGHTS

2018 - PHILADELPHIA EAGLES (12/1, 2/0)

- Recorded a career-high 3 PDs in the team's Wild Card win at Chi. (1/6/19)
- Finished 3rd on the team with 8 special teams tackles
- Made his first NFL start vs. Dal. (11/11/18)
- Logged 3 special teams tackles vs. Car. (10/21/18), the highest single-game total by an Eagle in 2018
- Made his NFL debut in the season opener vs. Atl. (9/6/18), seeing action exclusively on special teams

COLLEGE HIGHLIGHTS

- As a senior in 2016, earned first-team All-Mountain East Conference honors for the second consecutive season. Notched a career-high 74 tackles and registered 2 INTs and 9 PDs, while blocking 3 kicks. Also named to *Don Hansen's Football Gazette* All Super Region 1 First Team and earned first-team All-America honors from D2football.com
- In 2015, earned first-team All-MEC recognition after logging 55 tackles and career highs in INTs (3) and PDs (11). Scored 2 TDs on a 15-yard punt return and on a 24-yard fumble recovery. In addition to first-team all-conference honors, garnered second-team All-Region honors from *Don Hansen's Football Gazette*

BIRDSEED

Sullivan is the son of Gayle and Emmet Sullivan. He majored in sports medicine/athletic training at Shepherd.

 @_TreFIVE  @tre.five

THREE-STEP DROP

Surprisingly good at: **Cooking**

Prized possession: **"All the dogs I've had growing up. I've always had dogs. I have a dog right now named Draco."**

Favorite TV shows:
Game of Thrones* and *Martin

Favorite movies:
You Got Served* and *Fast and Furious

Favorite meal: **Tacos**

First jerseys: **Sean Taylor, Washington Redskins; Michael Jordan, Chicago Bulls**



CAREER STATISTICS

Year	Team	GP/S	TACKLES					PASS DEFENSE						FUMBLES			DEF SNAPS	
			Total	Solo	Asst	TFL	Sacks	Int	Yds	Lg	TD	PD	OPH	FF	FR	Yds	No	Pct
2018	Philadelphia	12/1	17	11	6	0	0.0	0	0	--	0	1	0	0	0	0	219	21%
Totals		12/1	17	11	6	0	0.0	0	0	0	0	1	0	0	0	0	---	---

PLAYOFFS

2018	Philadelphia	2/0	9	8	1	0	0.0	0	0	--	0	3	0	0	0	0	87	62%
Totals		2/0	9	8	1	0	0.0	0	0	--	0	3	0	0	0	0	---	---

ADDITIONAL STATISTICS

Special Teams Tackles: 8 - 2018 (8) Postseason Special Teams Tackles: 1 - 2018 (1)

CAREER HIGHS

Tackles	5	2x, last: 1/13/19 at NO (Div.)
Sacks	--	---
INTs	--	---
PDs	3	1/6/19 at Chi. (WC)
FFs	--	---
FRs	--	---



2018 GAME-BY-GAME STATISTICS (PHI)

Date	Opp	GP/S	Tot	Solo	Sk	Int	PD	FF	FR	Snaps	Pct
Sep 6	Atl	W	1/0	0	0	0.0	0	0	0	0	0%
Sep 16	at TB	L	---	EAGLES PRACTICE SQUAD							
Sep 23	Ind	W	---	EAGLES PRACTICE SQUAD							
Sep 30	at Ten	L	---	EAGLES PRACTICE SQUAD							
Oct 7	Min	L	---	EAGLES PRACTICE SQUAD							
Oct 11	at NYG	W	1/0	1	1	0.0	0	0	0	3	5%
Oct 21	Car	L	1/0	0	0	0.0	0	0	0	3	5%
Oct 28	at Jax	W	1/0	0	0	0.0	0	0	0	2	3%
Nov 11	Dal	L	1/1	2	0	0.0	0	0	0	22	32%
Nov 18	at NO	L	1/0	0	0	0.0	0	0	0	6	9%
Nov 25	NYG	W	1/0	2	1	0.0	0	0	0	32	52%
Dec 3	Was	W	1/0	2	2	0.0	0	0	0	23	51%
Dec 9	at Dal	L	1/0	3	3	0.0	0	0	0	31	31%
Dec 16	at LAR	W	1/0	1	1	0.0	0	0	0	30	39%
Dec 23	Hou	W	1/0	5	3	0.0	0	0	0	41	63%
Dec 30	at Was	W	1/0	1	0	0.0	0	0	0	26	58%
Totals			12/1	17	11	0.0	0	0	0	219	21%

PLAYOFFS

Jan 6	at Chi	W	1/0	4	4	0.0	0	3	0	0	48	75%
Jan 13	at NO	L	1/0	5	4	0.0	0	0	0	39	51%	
Totals			2/0	9	8	0.0	0	3	0	87	62%	

TRANSACTIONS

- 2017** Signed by PHI as UDFA
- 9/8/17** Waived by PHI
- 11/7/17** Signed by PHI to practice squad
- 2/7/18** Signed by PHI
- 9/7/18** Waived by PHI
- 9/11/18** Signed by PHI to practice squad
- 10/10/18** Activated by PHI from practice squad to 53-man roster



6-5 | 251  **2nd Year**
DOB: March 29, 1997 (Age 22)

**Chesapeake,
Virginia**

**Oscar Smith
High School**



Florida State
D4b-18 (130th overall)
by Philadelphia

FUMBLE RECOVERIES

ACC PLAYERS IN 2015

3	Josh Sweat (Florida State)
3	Connor Strachan (BC)
3	Kwontie Moore (Virginia)
3	Justin Simmons (BC)

THREE-STEP DROP

Bucket list: Learn to snowboard

**If he could play another sport:
Soccer goalie**

**Players he models his game after:
Von Miller and Jadeveon Clowney**

**Favorite athletes growing up:
Jared Allen and Clay Matthews**

Favorite movie: *Monsters, Inc.*

**Favorite TV show:
*The Amazing World of Gumball***

Favorite music: R&B

**Favorite throwback jersey:
1929 Green Bay Packers jersey**

**Favorite quote:
"Just because you're right
doesn't mean you are correct."**



Josh Sweat was selected by the Eagles in the 4th round (130th overall) of the 2018 NFL Draft following a three-year career at Florida State, where he finished with 138 tackles, 29 TFL, 14.5 sacks, 3 FRs and 1 FF in 37 career games. As a junior in 2017, Sweat was named to the Bronco Nagurski Award watch list and led the Seminoles with 5.5 sacks.

SACK LEADERS

FLORIDA STATE PLAYERS (2015-17)

DeMarcus Walker	26.5
Josh Sweat	14.5
Brian Burns	14.0
Derrick Nnadi	11.5

COLLEGE HIGHLIGHTS

- In 37 career games, compiled 138 tackles (77 solo), 29 TFL, 14.5 sacks, 1 FF and 3 FRs
- As a junior in 2017, was named to the Bronco Nagurski Award watch list and led Florida State with 5.5 sacks. Also notched a career-high 56 tackles (3rd-highest total on the team)
- In 2016, was part of a defense that ranked No. 1 in the nation in sacks per game (3.92) and 2nd in total sacks (51.0). Posted a career-high 7.0 sacks
- Despite suffering a significant knee injury as a high school senior, played all 13 games as a true freshman in 2015 and earned Freshman All-America Honorable Mention accolades from *CampusInsiders.com*. Finished his first season with 41 tackles, 2 sacks, an INT and 3 FRs. The 3 FRs tied for the most in the ACC

TRANSACTIONS

- 2018** Drafted by PHI in 4th round (130th overall)
Signed 4-year contract
- 12/11/18** Placed on Injured Reserve (ankle)



CAREER STATISTICS

Year	Team	GP/S	TACKLES					PASS DEFENSE						FUMBLES			DEF SNAPS	
			Total	Solo	Asst	TFL	Sacks	Int	Yds	Lg	TD	PD	QPH	FF	FR	Yds	No	Pct
2018	Philadelphia	9/0	4	1	3	0	0.0	0	0	--	0	0	2	0	0	0	68	7%
Totals		9/0	4	1	3	0	0.0	0	0	--	0	0	2	0	0	0	---	---

PLAYOFFS

2018	Philadelphia	0/0	PLACED ON INJURED RESERVE (ANKLE) ON 12/11/18															
Totals		0/0	0	0	0	0	0.0	0	0	--	0	0	0	0	0	0	---	---

CAREER HIGHS

Tackles	2	11/18/18 at NO
Sacks	--	---
INTs	--	---
PDs	--	---
FFs	--	---
FRs	--	---



2018 GAME-BY-GAME STATISTICS (PHI)

Date	Opp	GP/S	Tot	Solo	Sk	Int	PD	FF	FR	Snaps	Pct
Sep 6	Atl	W	0/0	INACTIVE							
Sep 16	at TB	L	0/0	INACTIVE							
Sep 23	Ind	W	0/0	DID NOT PLAY							
Sep 30	at Ten	L	0/0	INACTIVE							
Oct 7	Min	L	1/0	0	0	0.0	0	0	0	8	13%
Oct 11	at NYG	W	1/0	1	0	0.0	0	0	0	7	11%
Oct 21	Car	L	1/0	0	0	0.0	0	0	0	0	0%
Oct 28	at Jax	W	1/0	1	1	0.0	0	0	0	4	6%
Nov 11	Dal	L	1/0	0	0	0.0	0	0	0	6	9%
Nov 18	at NO	L	1/0	2	0	0.0	0	0	0	20	29%
Nov 25	NYG	W	1/0	0	0	0.0	0	0	0	11	18%
Dec 3	Was	W	1/0	0	0	0.0	0	0	0	6	13%
Dec 9	at Dal	L	1/0	0	0	0.0	0	0	0	6	6%
Dec 16	at LAR	W	0/0	INJURED RESERVE (ANKLE)							
Dec 23	Hou	W	0/0	INJURED RESERVE (ANKLE)							
Dec 30	at Was	W	0/0	INJURED RESERVE (ANKLE)							
Totals			9/0	4	1	0.0	0	0	0	68	7%

PLAYOFFS

Jan 6	at Chi	W	0/0	INJURED RESERVE (ANKLE)							
Jan 13	at NO	L	0/0	INJURED RESERVE (ANKLE)							
Totals			0/0	0	0	0.0	0	0	0	0	0%

BIRDSEED

A consensus five-star defensive end prospect out of Oscar Smith High School in Chesapeake, VA, Sweat was named to the 2015 Under Armour All-America Game and was ranked No. 1 in the nation at his position by *Scout.com* and *247Sports*. Additionally, Sweat was named the No. 5 and No. 11 overall prospect in the country by *Scout.com* and ESPN, respectively.

Sweat played in two games as a senior in high school before a knee injury derailed his final season. As a junior, Sweat compiled 94 tackles, including 31 TFL, and an astounding 22 sacks.




@SweatyJ_9



@sweaty_j



6-4 | 222 **Rookie**
DOB: June 15, 1995 (Age 24)



**Wheaton,
Illinois**

**Wheaton North
High School**



**Northwestern
D5-19 (167th overall)
by Philadelphia**



Clayton Thorson was originally selected by the Eagles in the 5th round (167th overall) of the 2019 NFL Draft. Thorson played collegiately at Northwestern, where he is the school's all-time leader in passing yards (10,731), passing TDs (61) and completions (991). The Chicago-area native also owns the Big Ten record for career starts by a QB (53) and is the only QB in conference history to pass for 10,000+ yards and rush for 20+ TDs.

MOST PASSING YARDS

NORTHWESTERN ALL-TIME HISTORY

Clayton Thorson (2015-18)	10,731
Brett Basanez (2002-05)	10,580
Len Williams (1990-93)	7,548
C.J. Bacher (2005-08)	7,487
Trevor Siemian (2011-14)	5,931

MOST PASSING TDs

NORTHWESTERN ALL-TIME HISTORY

Clayton Thorson (2015-18)	61
Brett Basanez (2002-05)	44
Len Williams (1990-93)	44
C.J. Bacher (2005-08)	43
Trevor Siemian (2011-14)	42

MOST COMPLETIONS

NORTHWESTERN ALL-TIME HISTORY

Clayton Thorson (2015-18)	991
Brett Basanez (2002-05)	913
C.J. Bacher (2005-08)	664
Len Williams (1990-93)	644
Trevor Siemian (2011-14)	550

BIRDSEED

Thorson prepped at Wheaton North (IL) High School, where he was ranked as a four-star recruit and the No. 6 dual-threat quarterback in the country by Rivals.com. Thorson was a four-time Tom Lemming All-Area Team and two-time All-Conference selection and twice led his team to the state quarterfinals.

Clayton is the son of Chad and Shauna Thorson. His father played linebacker at Wheaton College (also where Clayton's two older brothers played), where he is a member of the school's Hall of Honor, and signed pro contracts with the New York Giants, Philadelphia Eagles (1991 offseason) and Indianapolis Colts.

@claytonthorson

Thorson is the only QB in Big Ten history to pass for 10,000+ yards and rush for 20+ TDs.

COLLEGE HIGHLIGHTS

- Played collegiately at Northwestern, where he is the school's all-time leader in passing yards (10,731), passing TDs (61) and completions (991). Owns the Big Ten record for career starts by a QB (53) and is the only QB in conference history to pass for 10,000+ yards and rush for 20+ TDs



COLLEGE STATISTICS																
Year	Team	GP/S	PASSING									RUSHING				
			Att	Cmp	Pct	Yds	Y/A	TD	Int	Lg	Rate	Att	Yds	Avg	Lg	TD
2015	Northwestern	13/13	295	150	50.8	1,522	5.2	7	9	66	95.9	100	397	4.0	68	5
2016	Northwestern	13/13	478	280	58.6	3,182	6.7	22	9	58	125.9	97	98	1.0	42	5
2017	Northwestern	13/13	434	262	60.4	2,844	6.6	15	12	58	121.3	87	23	0.3	21	8
2018	Northwestern	14/14	489	299	61.1	3,183	6.5	17	15	77	121.2	78	-110	-1.4	27	9
Totals		53/53	1,696	991	58.4	10,731	6.3	61	45	77	118.1	362	408	1.1	68	27



COLLEGE HIGHLIGHTS (Continued)

- Earned All-Big Ten honorable mention accolades after throwing for 3,183 yards and 17 TDs and rushing for 9 TDs in 14 starts as a senior in 2018
- Started all 13 games as a junior in 2017 and earned third-team All-Big Ten honors. Ranked 3rd in the Big Ten with 218.8 passing yards per game and ranked 19th in the nation with a conference-leading 21.5 completions per game
- Received Honorable Mention All-Big Ten honors following his sophomore season in 2016. Set a new Northwestern single-season record with a career-high 22 TD passes
- Took over starting QB duties in his first season as a redshirt freshman in 2015. Became the first QB in Wildcats history to lead the team to 10+ wins in their first season

TRANSACTIONS

2019 Drafted by PHI in 5th round (167th overall)
Signed 4-year contract



6-2 | 260  **3rd Year**

DOB: Nov. 4, 1991 (Age 27)

**Salisbury,
Connecticut**



**Salisbury
School**



Stony Brook

**UDFA ('15) by New
York Giants
Acquired: FA-18**

MOST RECEPTIONS

NFL ROOKIE TIGHT ENDS IN 2015

42	Will Tye* (NYG)
32	Maxx Williams (Bal.)
28	Clive Walford (Oak.)
18	Nick Boyle (Bal.)
15	Blake Bell (SF)

**Undrafted rookie*

BIRDSEED

Tye attended the Salisbury School in Connecticut, where he totaled 587 yards and 6 TDs as a senior. He majored in sociology at Stony Brook.

In 2015, Tye was named to the PFWA All-Rookie Team after leading all NFL rookie TEs in receptions (42), receiving yards (464) and receiving TDs (3, tied).



Will Tye joined the Eagles practice squad in Week 11 of 2018 and was signed to a reserve/future contract during the 2019 offseason. Originally an undrafted rookie with the Giants, Tye has recorded 94 receptions for 897 yards and 4 TDs in 32 career games. In 2015, he led all NFL rookie TEs in receptions, yards and TDs and was named to the PFWA All-Rookie Team.

MOST RECEIVING YARDS

NFL ROOKIE TIGHT ENDS IN 2015

Will Tye* (NYG)	464
Clive Walford (Oak.)	329
Maxx Williams (Bal.)	268
Blake Bell (SF)	186
Nick Boyle (Bal.)	153

**Undrafted rookie*

CAREER HIGHLIGHTS

- Named to the PFWA **All-Rookie Team** in 2015 after leading all NFL rookie TEs in receptions (42), receiving yards (464) and receiving TDs (3, tied)

SEASON HIGHLIGHTS

2016 - NEW YORK GIANTS (16/10, 1/1)

- Finished with 48 receptions for 395 yards and 1 TD
- Started in the Wild Card playoff loss at GB (1/8/17) and caught 4 passes for 66 yards
- Logged 2 receptions for 12 yards and 1 TD vs. Chi. (11/20/16)

2015 - NEW YORK GIANTS (13/7)

- Named to the PFWA **All-Rookie Team** after ranking 1st among all NFL rookie TEs in receptions (42), receiving yards (464) and receiving TDs (3, tied)
- Totaled 5 receptions for 30 yards and his first career TD at Mia. (12/14/15)

COLLEGE HIGHLIGHTS

- Played in 23 games (18 starts) in two seasons at Stony Brook after transferring from Florida State



CAREER STATISTICS									
			RECEIVING					OFF SNAPS	
Year	Team	GP/S	Rec	Yds	Avg	Lg	TD	No	Pct
2015	N.Y. Giants	13/7	42	464	11.0	45	3	544	49%
2016	N.Y. Giants	16/10	48	395	8.2	27	1	681	64%
2017	N.Y. Jets	3/1	4	38	9.5	21	0	101	10%
Totals		32/18	94	897	9.5	45	4	---	---
PLAYOFFS									
2016	N.Y. Giants	1/1	4	66	16.5	51	0	49	75%
Totals		1/1	4	66	16.5	51	0	---	---

CAREER HIGHS		
Receptions	6	11/29/15 at Was.
Receiving Yards	74	11/29/15 at Was.
Receiving Long	51	1/8/17 at GB (WC)
Receiving TDs	1	4x, last: 11/20/16 vs. Chi.

COLLEGE HIGHLIGHTS (Continued)

- Ended his two-year career at Stony Brook with 79 catches for 1,015 yards and 9 TDs
- Caught 34 passes for 495 yards, and a career-best 5 TDs as a senior in 2014. Had a career-high 45 receptions for 520 yards in 2013
- At Florida State, Tye played in 4 games as a redshirt freshman in 2011 and 4 more in 2012

TRANSACTIONS

2015	Signed by NYG as UDFA
9/1/15	Waived by NYG
9/7/15	Signed by NYG to practice squad
10/3/15	Activated by NYG from practice squad to 53-man roster
9/2/17	Waived by NYG
9/3/17	Claimed off waivers by NYJ
10/3/17	Waived by NYJ
10/12/17	Signed by NE to practice squad
2/6/18	Signed by NE
9/1/18	Waived/injured by NE
11/14/18	Signed by PHI to practice squad
1/14/19	Signed by PHI to reserve/future contract

2017 GAME-BY-GAME STATISTICS (NYJ)										
			RECEIVING					SNAPS		
Date	Opp		GP/S	Rec	Yds	Avg	Lg	TD	No	Pct
Sep 10	at Buf	L	1/0	3	34	11.3	21	0	37	64%
Sep 17	at Oak	L	1/1	1	4	4.0	4	0	42	75%
Sep 24	Mia	W	1/0	0	0	---	---	0	22	35%
WAIVED BY JETS (10/3/17)										
SIGNED BY PATRIOTS TO PRACTICE SQUAD (10/12/17)										
Oct 15	at NYJ	W	---	PATRIOTS PRACTICE SQUAD						
Oct 22	Atl	W	---	PATRIOTS PRACTICE SQUAD						
Oct 29	LAC	W	---	PATRIOTS PRACTICE SQUAD						
Nov 12	at Den	W	---	PATRIOTS PRACTICE SQUAD						
Nov 19	at Oak	W	---	PATRIOTS PRACTICE SQUAD						
Nov 26	Mia	W	---	PATRIOTS PRACTICE SQUAD						
Dec 3	at Buf	W	---	PATRIOTS PRACTICE SQUAD						
Dec 11	at Mia	L	---	PATRIOTS PRACTICE SQUAD						
Dec 17	at Pit	W	---	PATRIOTS PRACTICE SQUAD						
Dec 24	Buf	W	---	PATRIOTS PRACTICE SQUAD						
Dec 31	NYJ	W	---	PATRIOTS PRACTICE SQUAD						
Totals			3/1	4	38	9.5	21	0	101	10%
PLAYOFFS										
Jan 13	Ten	W	---	PATRIOTS PRACTICE SQUAD						
Jan 21	Jax	W	---	PATRIOTS PRACTICE SQUAD						
Feb 4	Phi	L	---	PATRIOTS PRACTICE SQUAD						
Totals			0/0	0	0	---	--	0	0	0%





2016 GAME-BY-GAME STATISTICS (NYG)

Date	Opp	GP/S	RECEIVING					SNAPS		
			Rec	Yds	Avg	Lg	TD	No	Pct	
Sep 11	at Dal	W	1/0	3	16	5.3	7	0	25	45%
Sep 18	NO	W	1/0	2	10	5.0	5	0	41	52%
Sep 25	Was	L	1/0	3	14	4.7	6	0	26	39%
Oct 3	at Min	L	1/0	4	43	10.8	18	0	52	79%
Oct 9	at GB	L	1/1	2	37	18.5	27	0	37	66%
Oct 16	Bal	W	1/0	2	15	7.5	10	0	23	34%
Oct 23	at LAR	W	1/0	2	14	7.0	9	0	24	42%
Nov 6	Phi	W	1/1	4	33	8.3	13	0	46	72%
Nov 14	Cin	W	1/1	5	53	10.6	25	0	59	79%
Nov 20	Chi	W	1/1	2	12	6.0	9t	1	52	78%
Nov 27	at Cle	W	1/1	2	12	6.0	7	0	49	88%
Dec 4	at Pit	L	1/1	2	22	11.0	16	0	47	78%
Dec 11	Dal	W	1/1	2	19	9.5	12	0	51	76%
Dec 18	Det	W	1/1	4	25	6.3	11	0	42	66%
Dec 22	at Phi	L	1/1	5	23	4.6	7	0	60	67%
Jan 1	at Was	W	1/1	4	47	11.8	24	0	47	65%
Totals			16/10	48	395	8.2	27	1	681	64%
PLAYOFFS										
Jan 8	at GB	L	1/1	4	66	16.5	51	0	49	75%
Totals			1/1	4	66	16.5	51	0	49	75%

2015 GAME-BY-GAME STATISTICS (NYG)

Date	Opp	GP/S	RECEIVING					SNAPS		
			Rec	Yds	Avg	Lg	TD	No	Pct	
Sep 13	at Dal	L	---	GIANTS PRACTICE SQUAD						
Sep 20	Atl	L	---	GIANTS PRACTICE SQUAD						
Sep 24	Was	W	---	GIANTS PRACTICE SQUAD						
Oct 4	at Buf	W	1/0	0	0	---	--	0	12	17%
Oct 11	SF	W	1/0	4	48	12.0	18	0	25	32%
Oct 19	at Phi	L	1/1	2	22	11.0	17	0	24	35%
Oct 25	Dal	W	1/0	0	0	---	--	0	24	45%
Nov 1	at NO	L	1/0	2	7	3.5	7	0	60	82%
Nov 8	at TB	W	1/0	2	19	9.5	15	0	50	67%
Nov 15	NE	L	1/1	5	56	11.2	31	0	49	65%
Nov 29	at Was	L	1/1	6	74	12.3	28	0	45	65%
Dec 6	NYJ	L	1/1	3	70	23.3	45	0	44	68%
Dec 14	at Mia	W	1/1	5	30	6.0	9	1	49	74%
Dec 20	Car	L	1/1	5	43	8.6	20	1	59	79%
Dec 27	at Min	L	1/1	3	28	9.3	14	0	36	58%
Jan 3	Phi	L	1/0	5	67	13.4	18	1	67	80%
Totals			13/7	42	464	11.0	45	3	544	49%



6-6 | 320  **4th Year**
DOB: June 16, 1993 (Age 26)



TCU
D5b-16 (164th overall)
by Philadelphia

THREE-STEP DROP

- If he could be a superhero: **Batman**
- If he could play another sport: **WWE wrestler**
- Favorite athlete as a kid: **Yao Ming**
- Favorite athlete to watch now: **Jason Peters**
- Favorite meal: **Hamburger and french fries**
- Strangest thing he likes to eat: **Octopus**
- Favorite movies: **Action, comedies, thrillers**
- Favorite TV shows: **Fresh Prince of Bel-Air and Friends**
- Favorite music: **Enjoys all types of music, especially country and island reggae**
- Favorite quote: **"I don't have to do this, I get to do this."**



A valuable member of Philadelphia's offensive line, **Halapoulivaati Vaitai** (pronounced hal-lah-poo-lee-VAH-tee VIE-tie) was originally selected in the 5th round (164th overall) of the 2016 NFL Draft. In Week 8 of 2017, Vaitai took over as the Eagles' starting LT following a season-ending injury to **Jason Peters** and played a crucial role on Philadelphia's **Super Bowl LII**-winning offensive line.

CAREER HIGHLIGHTS

- Appeared in a career-high 16 regular-season games in 2017, including 10 starts (9 at LT, 1 at RT). In Week 8, took over as the starting LT following a season-ending injury to **Jason Peters** and played a crucial on the Eagles' **Super Bowl LII**-winning offensive line. Helped the team rank 3rd in the NFL in offensive points (414, tied) and rushing offense (132.2) and 7th in total offense (365.8)
- Filled in at RT for the Eagles as a rookie in 2016, appeared in 7 games (6 starts)
- Started and played in his first career game at Was. (10/16/16)

COLLEGE HIGHLIGHTS

- Competed in 42 games (31 starts) at both tackle positions for TCU (2012-15), where he was a two-time All-Big 12 second-team selection
- As a senior in 2015, was awarded with second-team All-Big 12 accolades after starting in 11 of 12 contests, anchoring an o-line that contributed to a 1,000-yard receiver and a 1,000-yard rusher in the same season for just the second time in TCU history
- Earned All-Big 12 second-team honors in 2014 after starting at right tackle for all 13 games. Was part of an offense that ranked second in the nation in scoring (46.5 ppg) and tied for fifth in total offense (533.0 ypg), in addition to setting single-season school records for points (604), passing yards (4,240), total yards (6,929), first downs (331) and plays (1,038)



BAND OF BROTHERS

Halapoulivaati is the oldest of three Vaitai brothers. Twins Kevin and Will are just 11 months younger than 'Big V' and the three played on the offensive line together at Haltom (TX) HS. After playing TE as a freshman, 'Big V' moved to RT as a sophomore and immediately earned a starting job. That year, he was joined on the o-line by Kevin (LG) and Will (RG). Big V stayed at RT for his final two years at Haltom, while Kevin moved to C and Will moved to LG.

POLYNESIAN ROOTS

Vaitai learned to play the guitar at a young age when his cousin taught him three chords. He plays by ear and does not read music. "Polynesians are very musically talented and they always play by ear. I also know how to play the ukulele, but prefer the guitar because it's bigger." Growing up, Vaitai and his family ate a lot of traditional Polynesian foods. "Roasted pig is a staple and spinach is a main ingredient in every dish."

APPLIED LEARNING

Vaitai majored in criminal justice at TCU with a minor in social work. After his playing career is over, he wants to work for the Department of Homeland Security. In Fall 2015, Vaitai interned with Youth Advocate Programs, Inc., an agency that provides direct service to vulnerable and high-need youth and families. As a part of his internship, Big V was paired with a sixth grader who suffered from severe ADHD. "My job was to mentor him and take him out after school. It was a very eye-opening experience. The hardest part of the job is having to shut down your feelings and emotions. You get exposed to serious and dire living conditions, but our only job is to be a big brother to the kids. We can't try to fix everything."

BIRDSEED

Vaitai is named after his father's cousin. His parents, Talikavili and Shirley Vaitai, are originally from Tonga and moved to the United States in the 1980s. Vaitai and his wife, Caitlin, have one son, Vaati. The family has two dogs: a terrier named Abby and a chihuahua named Coffee.



@TCU74



@philly_72

CAREER STATISTICS

Year	Team	GP/S	STARTS		OFF SNAPS	
			LT	RT	No	Pct
2016	Philadelphia	7/6	0	6	423	37%
2017	Philadelphia	16/10	9	1	829	73%
2018	Philadelphia	16/1	0	1	334	31%
Totals		39/17	9	8	---	---
PLAYOFFS						
2017	Philadelphia	3/3	3	0	207	100%
2018	Philadelphia	2/0	0	0	16	13%
Totals		5/3	3	0	---	---



TRANSACTIONS

2016

Drafted by PHI in 5th round (164th overall)
Signed 4-year contract

QB CARSON WENTZ 11



6-5 | 237  **4th Year**
DOB: Dec. 30, 1992 (Age 26)

Bismarck, North Dakota

Century High School



North Dakota State
D1-16 (2nd overall)
by Philadelphia

HIGHEST PASSER RATING

NFL QUARTERBACKS SINCE 2017

111.7	Patrick Mahomes (KC)
109.5	Drew Brees (NO)
103.1	Deshaun Watson (Hou.)
102.1	Russell Wilson (Sea.)
102.0	Carson Wentz (Phi.)

(min. 500 attempts)

THREE-STEP DROP

Hobbies: Hunting, going to lakes, relaxing with friends and spending time with his golden retrievers

First job: Umpired youth baseball games

If he could play another sport, what position: Baseball, either as a closing pitcher or third baseman

Favorite TV show: *Friday Night Lights*

Favorite movie: *The Dark Knight Rises*

Favorite meal: Steak and potatoes

Favorite throwback jerseys:
Walter Payton, Chicago Bears;
Brett Favre, Minnesota Vikings;
Roger Maris, New York Yankees



AP
 2017

PRO BOWL
 2018

2017

Carson Wentz was originally selected by the Eagles with the 2nd-overall pick in the 2016 NFL Draft. Over the last two seasons, Wentz has produced single-season team records in passing TDs (33 in 2017) and completion percentage (69.6% in 2018). He also earned All-Pro honors from the *Associated Press* and was voted to his first career Pro Bowl following the 2017 season.

MOST PASSING TDs

EAGLES SINGLE-SEASON HISTORY

Carson Wentz (2017)	33
Sonny Jurgensen (1961)	32
Donovan McNabb (2004)	31
Randall Cunningham (1990)	30
Norm Snead (1967)	29

HIGHEST COMPLETION %

EAGLES SINGLE-SEASON HISTORY

Carson Wentz (2018)	69.6%
Sam Bradford (2015)	65.0%
Mark Sanchez (2014)	64.1%
Nick Foles (2013)	64.0%
Donovan McNabb (2004)	64.0%

(min. 250 attempts)

CAREER HIGHLIGHTS

- In 2018, registered the highest completion percentage (69.6%) in Eagles single-season history
- Named second-team **All-Pro** by the *Associated Press* and earned his first career **Pro Bowl** nod following the 2017 season. Also finished 3rd in MVP voting, behind **Tom Brady** and **Todd Gurley II**
- Led the **Super Bowl LII**-winning Eagles to an 11-2 record in games that he started in 2017
- Established an Eagles single-season record with 33 passing TDs in 2017 (previously 32 by **Sonny Jurgensen** in 1961)
- Posted an Eagles single-season record and NFL rookie record with 379 completions in 2016




CARSON WENTZ A01 FOUNDATION

During the 2017 offseason, Wentz launched the **Carson Wentz Audience of One Foundation**, which is a nonprofit whose mission is to “uplift individuals and communities around the world by demonstrating God’s love for His people.” The foundation’s signature event, an annual charity softball game with Eagles players at the home of the Philadelphia Phillies, Citizens Bank Park, has drawn more than 40,000 fans and raised over \$1.3 million for charitable initiatives over the last two years.

A major focus of the foundation is its partnership with Mission of Hope in funding and constructing the Haiti Sports Complex, a multi-purpose sports facility and education center on Mission of Hope’s campus. Over 15,000 children per year will have access to education tutoring, will be provided meals and vitamins to support nutrition, and have a safe place with power and internet to study. The Audience of One Foundation has invested nearly \$1 million in funds for the Haiti Sports Complex.

The foundation’s food truck program, Thy Kingdom Crumb, was launched in 2018 and has freely distributed quality food to communities in need throughout the Philadelphia area. Another example of Wentz’s community outreach is an outdoor program, Camp Conquerors, which serves those with physical challenges, life-threatening illnesses and the underserved by providing various hunting and fishing opportunities.



THE DUTCH DESTROYER

In May 2017, Wentz befriended a boy named Lukas Kusters, who earned the nickname “**Dutch Destroyer**” for his fearless spirit on the football field. Lukas, who was diagnosed with a tumor in his abdomen when he was 8 years old, had received an inspirational video message from Wentz and his only wish was to thank his favorite player for the gesture.

The Eagles invited Lukas’ family to the NovaCare Complex and what was supposed to be a short visit turned into hours. As part of his thank you, Lukas gave Wentz a wristband that says, “Dutch Destroyer,” and Wentz has worn it every day since.

Less than two weeks after his visit, Lukas passed away at 10 years old and was buried in Wentz’s jersey. Wentz wears his “Dutch Destroyer” wristband every game because Lukas’ dream was to play for the Eagles, and with Wentz he can be on an NFL field every Sunday.

Wentz, who regularly keeps in touch with Lukas’ family, helped share Lukas’ story with ESPN’s Tom Rinaldi, and weeks after the interview aired, the family raised nearly \$200,000 through wristband purchases that went towards charities that aid families fighting childhood cancer.

“It’s so much deeper than football is what it comes down to. It’s so much more than just a game.”



MISSION OF HOPE

During the offseason, Wentz travels to Port-au-Prince, Haiti, with **Mission of Hope**, a Christian organization that seeks transformative change for the people of Haiti. During each mission trip, Wentz embraces the culture while sharing his faith, playing with kids and helping paint homes in the community.

“It was very eye-opening to see how much need there really is, and how they’re lacking so many things materialistically. But emotionally and mentally, it was one of the most joyful communities. I think the biggest thing I learned about myself was life isn’t all about stuff. Going there and seeing it gave me an entirely different perspective.”



 @cj_wentz  @cj_wentz11



CAREER STATISTICS

Year	Team	GP/S	PASSING										RUSHING					OFF SNAPS	
			Att	Cmp	Pct	Yds	Y/A	TD	Int	Lg	Sk/Yds	Rate	Att	Yds	Avg	Lg	TD	No	Pct
2016	Philadelphia	16/16	607	379	62.4	3,782	6.2	16	14	73t	33/213	79.3	46	150	3.3	17	2	1,127	99%
2017	Philadelphia	13/13	440	265	60.2	3,296	7.5	33	7	72t	28/162	101.9	64	299	4.7	24	0	879	78%
2018	Philadelphia	11/11	401	279	69.6	3,074	7.7	21	7	58	31/202	102.2	34	93	2.7	13	0	724	66%
Totals		40/40	1,448	923	63.7	10,152	7.0	70	28	73t	92/577	92.5	144	542	3.8	24	2	---	---

PLAYOFFS

2017	Philadelphia	0/0	PLACED ON INJURED RESERVE (KNEE) ON 12/12/17																
2018	Philadelphia	0/0	0	0	---	0	---	0	0	---	0/0	---	0	0	---	---	0	0	0%
Totals		0/0	0	0	---	0	---	0	0	---	0/0	---	0	0	---	---	0	---	---

ADDITIONAL STATISTICS

Fumbles/Lost: 32/12 - 2018 (9/6); 2017 (9/3); 2016 (14/3) **Receptions:** 2 (both on own pass) - 4 yards on 10/28/18 at Jax.; 7 yards on 12/4/16 at Cin.

CAREER HIGHS

Pass Attempts	60	12/4/16 at Cin.
Completions	36	12/4/16 at Cin.
Passing Yards	364	11/6/16 at NYG
Yards/Attempt	10.7	10/23/17 vs. Was.
Passing Long	73t	9/25/16 vs. Pit.
Passing TDs	4	4x, last: 12/10/17 at LAR
Completion %	81.1	10/21/18 vs. Car.
Passer Rating	128.3	10/8/17 vs. Ari.
Rush Attempts	8	10/23/17 vs. Was.
Rushing Yards	63	10/23/17 vs. Was.
Rushing Long	24	9/17/17 at KC
Rushing TDs	1	2x, last: 12/18/16 at Bal.

NOTES TO KNOW

- Ranks 3rd in the NFL in passing TDs per game (2.3) since 2017, behind **Patrick Mahomes** (3.1) and **Andrew Luck** (2.4). Also owns the 3rd-highest passing TD percentage (6.4%) in that span, trailing only Mahomes (8.6%) and **Russell Wilson** (7.0%) (min. 500 attempts)
- Has produced the 5th-highest passer rating (102.0) in the NFL since 2017, behind **Patrick Mahomes** (111.7), **Drew Brees** (109.5), **Deshaun Watson** (103.1) and **Russell Wilson** (102.1) (min. 500 attempts)
- Owns the best career completion percentage (63.7%) in Eagles history and ranks 2nd in career passer rating (92.5), trailing only **Nick Foles** (93.2) (min. 1,000 attempts)
- Ranks 6th on the Eagles' all-time list with 10,152 passing yards, behind **Donovan McNabb** (32,873, 1999-2009), **Ron Jaworski** (26,963, 1977-86), **Randall Cunningham** (22,877, 1985-95), **Norm Snead** (15,672, 1964-70) and **Tommy Thompson** (10,240, 1941-50)
- Has thrown 70 career TDs, which are the 7th-most in team history, trailing only **Donovan McNabb** (216, 1999-2009), **Ron Jaworski** (175, 1977-86), **Randall Cunningham** (150, 1985-95), **Norm Snead** (111, 1964-70), **Tommy Thompson** (90, 1941-50) and **Sonny Jurgensen** (76, 1957-63)

SEASON HIGHLIGHTS

2018 - PHILADELPHIA EAGLES (11/11, 0/0)

- Ranked 3rd in the NFL with a franchise-record 69.6% completion percentage, trailing only **Drew Brees** (74.4%) and **Kirk Cousins** (70.1%) (min. 250 attempts)
- Finished 7th in the NFL with a career-high 102.2 passer rating, behind **Drew Brees** (115.7), **Patrick Mahomes** (113.8), **Russell Wilson** (110.9), **Matt Ryan** (108.1), **Philip Rivers** (105.5) and **Deshaun Watson** (103.1) (min. 250 attempts)
- Led consecutive game-tying TD drives on the Eagles' final two possessions to force overtime at Dal. (12/9/18). Posted a career-high 139.3 fourth-quarter passer rating (min. 10 attempts)





2018 GAME-BY-GAME STATISTICS (PHILADELPHIA)

Date	Opp	GP/S	PASSING										RUSHING					SNAPS		
			Att	Cmp	Pct	Yds	Y/A	TD	Int	Lg	Sk/Yds	Rat	Att	Yds	Avg	Lg	TD	No	Pct	
Sep 6	Atl	W	0/0	INACTIVE (KNEE)																
Sep 16	at TB	L	0/0	INACTIVE (KNEE)																
Sep 23	Ind	W	1/1	37	25	67.6	255	6.9	1	1	34	5/28	84.9	3	10	3.3	6	0	82	100%
Sep 30	at Ten	L	1/1	50	33	66.0	348	7.0	2	0	56t	4/33	99.4	2	8	4.0	6	0	78	100%
Oct 7	Min	L	1/1	35	24	68.6	311	8.9	2	0	48	3/28	115.3	5	26	5.2	11	0	59	100%
Oct 11	at NYG	W	1/1	36	26	72.2	278	7.7	3	0	58	1/7	122.2	2	14	7.0	9	0	71	100%
Oct 21	Car	L	1/1	37	30	81.1	310	8.4	2	0	29	4/26	119.6	3	3	1.0	2	0	67	100%
Oct 28	at Jax	W	1/1	30	21	70.0	286	9.5	3	1	39	4/24	119.6	6	28	4.7	13	0	62	100%
Nov 11	Dal	L	1/1	44	32	72.7	360	8.2	2	1	51	2/10	102.5	2	7	3.5	5	0	62	100%
Nov 18	at NO	L	1/1	33	19	57.6	156	4.7	0	3	19	3/18	31.9	1	6	6.0	6	0	51	100%
Nov 25	NYG	W	1/1	28	20	71.4	236	8.4	1	0	24	3/22	108.6	2	-2	-1.0	-1	0	65	100%
Dec 3	Was	W	1/1	39	27	69.2	306	7.9	2	1	39	0/0	98.9	4	-4	-1.0	-1	0	75	100%
Dec 9	at Dal	L	1/1	32	22	68.8	228	7.1	3	0	42	2/6	120.3	4	-3	-0.8	1	0	52	100%
Dec 16	at LAR	W	0/0	INACTIVE (BACK)																
Dec 23	Hou	W	0/0	INACTIVE (BACK)																
Dec 30	at Was	W	0/0	INACTIVE (BACK)																
Totals			11/11	401	279	69.6	3074	7.7	21	7	58	31/202	102.2	34	93	2.7	13	0	724	66%

PLAYOFFS

Jan 6	at Chi	W	0/0	INACTIVE (BACK)																
Jan 13	at NO	L	0/0	INACTIVE (BACK)																
Totals			0/0	0	0	---	0	---	0	0	--	0/0	---	0	0	---	--	0	0	0%



100+ RATING GAMES (16)

Date	Opponent	Rating
10/8/17	vs. Arizona Cardinals (W, 34-7)	128.3
10/23/17	vs. Washington Redskins (W, 34-24)	126.3
9/25/16	vs. Pittsburgh Steelers (W, 34-3)	125.9
10/11/18	at New York Giants (W, 34-13)	122.2
12/9/18	at Dallas Cowboys (L, 23-29) (OT)	120.3
10/28/18	at Jacksonville Jaguars (W, 24-18)	119.6
10/21/18	vs. Carolina Panthers (L, 17-20)	119.6
11/5/17	vs. Denver Broncos (W, 51-23)	118.7
10/7/18	vs. Minnesota Vikings (L, 21-23)	115.3
10/12/17	at Carolina Panthers (W, 28-23)	110.7
11/26/17	vs. Chicago Bears (W, 31-3)	109.4
11/25/18	vs. New York Giants (W, 25-22)	108.6
10/9/16	at Detroit Lions (L, 23-24)	102.8
11/11/18	vs. Dallas Cowboys (L, 20-27)	102.5
9/11/16	vs. Cleveland Browns (W, 29-10)	101.0
12/10/17	at Los Angeles Rams (W, 43-35)	100.8

SEASON HIGHLIGHTS (Continued)

- Generated his fourth career fourth-quarter comeback in the win vs. NYG (11/25/18). Helped the Eagles erase a 19-3 first-half deficit, resulting in the team's largest come-from-behind victory since 9/7/14 vs. Jacksonville (17 points)
- Joined **Peyton Manning** (9/30/12-10/18/12) as the only QBs in NFL history to record 30+ attempts and a 115.0+ passer rating in 4 straight games (119.6 on 10/28/18 at Jax.; 119.6 on 10/21/18 vs. Car.; 122.2 on 10/11/18 at NYG; 115.3 on 10/7/18 vs. Min.)
- Posted a career-best 180 consecutive attempts without an INT from 9/23/18-10/28/18, which is the longest streak by an Eagle since **Nick Foles** from 12/23/12-12/8/13 (237)
- Registered a career-high 81.1% (30-of-37) completion percentage vs. Car. (10/21/18). Completed 15 consecutive passes between the second and third quarters, which is tied for the 4th-longest streak in team history (tied for 3rd-longest in a single game)
- Engineered his third career fourth-quarter comeback in his season debut vs. Ind. (9/23/18). The 17-play, 75-yard TD drive is currently the Eagles' 2nd-longest possession by time (11:18) since 1999 (11:49 on 12/30/18 at Washington)

2017 - PHILADELPHIA EAGLES (13/13, 0/0)

- Named second-team **All-Pro** by the *Associated Press* and earned his first career **Pro Bowl** nod. Also finished 3rd in MVP voting, behind **Tom Brady** and **Todd Gurley II**



2017 GAME-BY-GAME STATISTICS (PHILADELPHIA)

Date	Opp	GP/S	PASSING										RUSHING					SNAPS		
			Att	Cmp	Pct	Yds	Y/A	TD	Int	Lg	Sk/Yd	Rat	Att	Yds	Avg	Lg	TD	No	Pct	
Sep 10	at Was	W	1/1	39	26	66.7	307	7.9	2	1	58t	2/9	96.8	4	6	1.5	4	0	68	100%
Sep 17	at KC	L	1/1	46	25	54.3	333	7.2	2	1	53	6/34	83.0	4	55	13.8	24	0	72	100%
Sep 24	NYG	W	1/1	31	21	67.7	176	5.7	1	0	19	3/15	92.9	6	22	3.7	11	0	76	100%
Oct 1	at LAC	W	1/1	31	17	54.8	242	7.8	1	0	38	1/2	91.1	6	14	2.3	12	0	79	100%
Oct 8	Ari	W	1/1	30	21	70.0	304	10.1	4	1	72t	1/7	128.3	6	11	1.8	7	0	67	100%
Oct 12	at Car	W	1/1	30	16	53.3	222	7.4	3	0	37	3/13	110.7	6	25	4.2	21	0	62	100%
Oct 23	Was	W	1/1	25	17	68.0	268	10.7	4	1	64t	3/24	126.3	8	63	7.9	21	0	65	100%
Oct 29	SF	W	1/1	32	18	56.3	211	6.6	2	1	53t	3/19	84.2	2	7	3.5	6	0	61	87%
Nov 5	Den	W	1/1	27	15	55.6	199	7.4	4	0	32t	1/4	118.7	2	8	4.0	7	0	55	80%
Nov 19	at Dal	W	1/1	27	14	51.9	168	6.2	2	0	28	0/0	95.9	6	13	2.2	6	0	64	100%
Nov 26	Chi	W	1/1	36	23	63.9	227	6.3	3	0	22	1/4	109.4	5	29	5.8	16	0	67	86%
Dec 3	at Sea	L	1/1	45	29	64.4	348	7.7	1	1	51	3/21	86.2	6	30	5.0	12	0	75	100%
Dec 10	at LAR	W	1/1	41	23	56.1	291	7.1	4	1	46	1/10	100.8	3	16	5.3	6	0	68	75%
Dec 17	at NYG	W	0/0	INJURED RESERVE (KNEE)																
Dec 25	Oak	W	0/0	INJURED RESERVE (KNEE)																
Dec 31	Dal	L	0/0	INJURED RESERVE (KNEE)																
Totals			13/13	440	265	60.2	3296	7.5	33	7	72t	28/162	101.9	64	299	4.7	24	0	879	78%

PLAYOFFS

Jan 13	Atl	W	0/0	INJURED RESERVE (KNEE)																
Jan 21	Min	W	0/0	INJURED RESERVE (KNEE)																
Feb 4	at NE	W	0/0	INJURED RESERVE (KNEE)																
Totals			0/0	0	0	---	0	---	0	0	--	0/0	---	0	0	---	--	0	0	0%



SEASON HIGHLIGHTS (Continued)

- Led the **Super Bowl LII**-winning Eagles to an 11-2 record in games that he started (sustained season-ending knee injury in Week 14 at L.A. Rams)
- Established an Eagles single-season record with a career-high 33 passing TDs, breaking the previous mark of 32 set by **Sonny Jurgensen** in 1961
- Ranked 2nd in the NFL with 33 passing TDs, trailing only **Russell Wilson** (34). Led the NFL in TDs per game (2.5) and passing TD percentage (7.5%) (min. 400 attempts)
- Became just the third QB in NFL history to throw 33+ TDs and no more than 7 INTs through 13 games, joining **Tom Brady** in 2015 (33-6) and 2007 (45-5) and **Aaron Rodgers** in 2014 (35-3) and 2011 (39-6)
- Is one of only four NFL QBs to record 33+ passing TDs and a 100+ passer rating in their first or second season, joining **Patrick Mahomes** in 2018 (50-113.8), **Kurt Warner** in 1999 (41-109.2) and **Dan Marino** in 1984 (48-108.9)
- Ranked 4th in the NFL with a 101.9 passer rating, behind **Alex Smith** (104.7), **Drew Brees** (103.9) and **Tom Brady** (102.8)
- Registered the best red zone passer rating (116.0) in the NFL. Became the first NFL QB with 20+ TDs (23), 0 INTs and 0 sacks in the red zone since **Drew Brees** in 2007 (23 TDs)
- Led the NFL in third-down passing TDs (14), third-down passer rating (123.7), third-down yards per attempt (9.50) and third-down passing first down percentage (49.2%)

3+ PASSING TD GAMES (9)

Date	Opponent	TDs
12/10/17	at Los Angeles Rams (W, 43-35)	4
11/5/17	vs. Denver Broncos (W, 51-23)	4
10/23/17	vs. Washington Redskins (W, 34-24)	4
10/8/17	vs. Arizona Cardinals (W, 34-7)	4
12/9/18	at Dallas Cowboys (L, 23-29) (OT)	3
10/28/18	at Jacksonville Jaguars (W, 24-18)	3
10/11/18	at New York Giants (W, 34-13)	3
11/26/17	vs. Chicago Bears (W, 31-3)	3
10/12/17	at Carolina Panthers (W, 28-23)	3



2016 GAME-BY-GAME STATISTICS (PHILADELPHIA)

Date	Opp	GP/S	PASSING										RUSHING					SNAPS		
			Att	Cmp	Pct	Yds	Y/A	TD	Int	Lg	Sk/Yd	Rat	Att	Yds	Avg	Lg	TD	No	Pct	
Sep 11	Cle	W	1/1	37	22	59.5	278	7.5	2	0	35t	2/8	101.0	2	1	0.5	1	0	77	100%
Sep 19	at Chi	W	1/1	34	21	61.8	190	5.6	1	0	32	2/10	86.6	6	10	1.7	7	0	72	100%
Sep 25	Pit	W	1/1	31	23	74.2	301	9.7	2	0	73t	0/0	125.9	1	10	10.0	10	0	65	100%
Oct 9	at Det	L	1/1	33	25	75.8	238	7.2	2	1	27	3/8	102.8	2	14	7.0	10	0	61	100%
Oct 16	at Was	L	1/1	22	11	50.0	179	8.1	0	0	54	5/34	77.7	2	2	1.0	3	0	52	100%
Oct 23	Min	W	1/1	28	16	57.1	138	4.9	1	2	27	0/0	52.4	5	6	1.2	6	0	58	100%
Oct 30	at Dal	L	1/1	43	32	74.4	202	4.7	1	0	14	3/8	91.4	1	-3	-3.0	-3	0	78	100%
Nov 6	at NYG	L	1/1	47	27	57.4	364	7.7	0	2	58	2/17	64.5	4	-4	-1.0	3	0	75	100%
Nov 13	Atl	W	1/1	36	25	69.4	231	6.4	0	0	20	2/10	86.7	4	10	2.5	13	0	79	100%
Nov 20	at Sea	L	1/1	45	23	51.1	218	4.8	2	2	26	2/23	61.2	1	2	2.0	2	0	80	100%
Nov 28	GB	L	1/1	36	24	66.7	254	7.1	0	1	24	4/43	75.5	4	33	8.3	17	1	59	100%
Dec 4	at Cin	L	1/1	60	36	60.0	308	5.1	1	3	41	1/2	58.2	3	16	5.3	10	0	80	100%
Dec 11	Was	L	1/1	46	32	69.6	314	6.8	1	1	29	4/26	86.7	2	5	2.5	3	0	78	100%
Dec 18	at Bal	L	1/1	42	22	52.4	170	4.1	0	1	24	1/11	52.7	4	8	2.0	5	1	87	100%
Dec 22	NYG	W	1/1	24	13	54.2	152	6.3	1	1	40t	0/0	70.1	4	27	6.8	11	0	50	89%
Jan 1	Dal	W	1/1	43	27	62.8	245	5.7	2	0	20t	2/13	93.7	1	13	13.0	13	0	76	100%
Totals			16/16	607	379	62.4	3782	6.2	16	14	73t	33/213	79.3	46	150	3.3	17	2	1127	99%



SEASON HIGHLIGHTS (Continued)

- Posted a career-high-tying 4 TDs in the 43-35, division-clinching win at LAR (12/10/17). Connected with **Alshon Jeffery** on a 2-yard TD on fourth down to give the Eagles a 31-28 lead in the third quarter. The score set the single-season franchise record for passing TDs (33)
- From 10/29/17-12/3/17, threw 135 consecutive passes without an INT, which is the 2nd-longest streak of his career (180 consecutive attempts from 9/23/18-10/28/18)
- Registered a career-high-tying 4 TDs and posted a 118.7 passer rating in the 51-23 win vs. Den. (11/5/17). Became the first Eagles QB to throw 4+ TDs with 0 INTs in a single game since **Nick Foles** (7-0) on 11/3/13 at Oakland
- Selected as **NFC Offensive Player of the Month** for the first time in his career after throwing for 1,247 yards, 14 TDs and 3 INTs, while recording a 110.4 QB rating and leading the Eagles to a 5-0 record in October. Became the first Eagle to win the award since **LeSean McCoy** in December 2013
- Named **NFC Offensive Player of the Week** after throwing a career-high-tying 4 TDs, registering a 126.3 passer rating and rushing for a career-high 63 yards in the 34-24 *Monday Night Football* victory vs. Was. (10/23/17)
- Posted career highs with 4 passing TDs and a 128.3 passer rating in the 34-7 win vs. Ari. (10/8/17)

300+ YARD GAMES (13)		
Date	Opponent	Yards
11/6/16	at New York Giants (L, 23-28)	364
11/11/18	vs. Dallas Cowboys (L, 20-27)	360
9/30/18	at Tennessee Titans (L, 23-26) (OT)	348
12/3/17	at Seattle Seahawks (L, 10-24)	348
9/17/17	at Kansas City Chiefs (L, 20-27)	333
12/11/16	vs. Washington Redskins (L, 22-27)	314
10/7/18	vs. Minnesota Vikings (L, 21-23)	311
10/21/18	vs. Carolina Panthers (L, 17-21)	310
12/4/16	at Cincinnati Bengals (L, 14-32)	308
9/10/17	at Washington Redskins (W, 30-17)	307
12/3/18	vs. Washington Redskins (W, 28-13)	306
10/8/17	vs. Arizona Cardinals (W, 34-7)	304
9/25/16	vs. Pittsburgh Steelers (W, 34-3)	301

2016 - PHILADELPHIA EAGLES (16/16)

- Registered a single-season franchise record and NFL rookie record with 379 completions
- Produced the 4th-most passing yards (3,782) in single-season team history, behind **Donovan McNabb** in 2008 (3,916) and 2004 (3,875) and **Randall Cunningham** in 1988 (3,808)

GAME-WINNING DRIVES (4)			
Date	Opponent	Score	Final
11/25/18	vs. New York Giants	22-22	25-22
9/23/18	vs. Indianapolis Colts	13-16	20-16
9/24/17	vs. New York Giants	13-15	24-15
11/13/16	vs. Atlanta Falcons	24-24	27-24



SEASON HIGHLIGHTS (Continued)

- His 3,782 yards rank 4th in NFL rookie history, trailing only **Andrew Luck** in 2012 (4,374), **Cam Newton** in 2011 (4,051) and **Jameis Winston** in 2015 (4,042)
- Attempted 134 consecutive passes without an INT from 9/11-10/9/16, which marked the 3rd-longest streak to begin a career in NFL history, trailing only **Dak Prescott** (176, 9/11-10/16/16) and **Tom Brady** (162, 11/23/00-10/28/01)
- Named **NFL Offensive Rookie of the Month** for September 2016 after completing 66-of-102 (64.7%) passes for 769 yards, 5 TDs, 0 INTs and a 103.8 passer rating
- Selected as **NFC Offensive Player of the Week** after going 23-of-31 (72.4%) for 301 yards, 2 TDs and a franchise-rookie-record 125.9 passer rating in the 34-3 win vs. Pit. (9/25/16)
- Completed 22-of-37 (59.5%) passes for 278 yards, 2 TDs and a 101.0 passer rating in his debut vs. Cle. (9/11/16). His 278 passing yards are the most by an Eagles rookie QB in their first career start
- Became the first Eagles rookie QB to start in a season opener since **Davey O'Brien** in 1939 and the first to play on opening day since **Randall Cunningham** in 1985
- Named the Eagles' starting QB eight days before the season opener after the team traded **Sam Bradford** to the Vikings

COLLEGE HIGHLIGHTS

- A member of five straight NCAA Division I FCS national championship teams (2011-15) at North Dakota State, including two as a starter during the 2014 and 2015 seasons
- Captained the Bison to a 20-3 record (.870 winning percentage) in games that he started. Finished 3rd in school history in passing yards (5,115), passing TDs (45), completions (392), completion percentage (64.1%) and passer efficiency rating (153.9)
- Started the first 6 games of his senior year in 2015, but sustained a wrist injury and missed the following eight contests. Returned to practice in December and was cleared to play in the national championship game. Led North Dakota State to a 37-10 victory over Jacksonville State
- Earned the starting job as a junior in 2014 and opened all 16 games under center for the Bison. Led North Dakota State to a 15-1 season that culminated with a 29-27 win against Illinois State in the national championship game
- Posted a career year in 2014, setting single-season school records in passing yards (3,111), pass attempts (358) and completions (228), while throwing 25 TDs against 10 INTs

TRANSACTIONS

- 2016** Drafted by PHI in 1st round (2nd overall)
Signed 4-year contract
- 12/12/17** Placed on Injured Reserve (knee)
- 4/29/19** 5th-year option exercised by PHI
- 6/6/19** Agreed to terms with PHI on 4-year contract extension through 2024



6-3 | 305  **9th Year**
DOB: March 22, 1989 (Age 30)

**Pittsburgh,
Pennsylvania**

☆ **Central Catholic
High School**



Penn State
D2-11 (48th overall)
by Oakland
Acquired: FA-Jax-16

THREE-STEP DROP

Biggest influence: His father, Leo, who also played at Penn State and was selected by the Baltimore Colts in the 1982 NFL Draft

First jersey: His uncle, Steve, who was an eight-time Pro Bowler and two-time All-Pro selection at guard with the L.A. Rams and Oakland Raiders (1989-2001)

Best player he has faced: Dontari Poe

Best part of playing offensive line: "It's the strongest community and it's a genuine unit. There's a real camaraderie on the offensive line."

Most challenging aspect of playing o-line: "It's an unnatural position. When you pass block, you're moving backward trying to stop someone coming at you at full force. It takes a lot of training."

Position he'd like to play:
Defensive end



A 2nd-round draft choice by the Raiders in 2011, **Stefen Wisniewski** (pronounced STEF-in wiz-NEW-skee) originally signed with the Eagles as a free agent during the 2016 offseason. The versatile Penn State lineman has provided the Eagles with important depth during his three years in Philadelphia and served as the starting left guard during the 2017 **Super Bowl LII**-winning season.

CAREER HIGHLIGHTS

- Has played in 123 regular-season games with 101 starts during his eight-year career. Versatility has allowed him to start 39 games at LG and 62 games at C
- Earned the starting left guard job during the 2017 season to help solidify the Eagles' **Super Bowl LII**-winning offensive line. Helped the team rank 3rd in the NFL in offensive points (414, tied) and rushing offense (132.2), and 7th in total offense (365.8)
- Proved to be a key reserve on the Eagles offensive line in his first season with the club in 2016. Played in all 16 games and made 6 starts at LG. Made his first start of the season at LG at NYG (11/6/16), marking the first time he started a game at the guard position since his rookie year in 2011
- In 2015, started all 16 games at center for the Jacksonville Jaguars and helped protect second-year QB **Blake Bortles**, who set career highs in completions (355), passing yards (4,428) and TD passes (35)
- Despite suffering a torn labrum in 2014, battled through the injury to start all 16 games at center for the Raiders and allowed just 1.5 sacks on the season. Protected Raiders QB **Derek Carr** as the rookie posted the 2nd-most completions (348) and the 5th-most passing touchdowns (21) by a rookie in NFL history



CAREER STATISTICS

Year	Team	GP/S	STARTS		OFF SNAPS	
			LG	C	No	Pct
2011	Oakland	16/16	15	1	N/A	N/A
2012	Oakland	15/15	0	15	1,008	93%
2013	Oakland	14/14	0	14	904	87%
2014	Oakland	16/16	0	16	1,013	98%
2015	Jacksonville	16/16	0	16	1,058	100%
2016	Philadelphia	16/6	6	0	607	54%
2017	Philadelphia	14/11	11	0	696	62%
2018	Philadelphia	16/7	7	0	643	59%
Totals		123/101	39	62	---	---

PLAYOFFS						
2017	Philadelphia	3/3	3	0	202	98%
2018	Philadelphia	2/0	0	0	37	31%
Totals		5/3	3	0	---	---

CAREER HIGHLIGHTS (Continued)

- After playing left guard as a rookie, made the transition to center during the 2012 offseason and started 15 games at the position for the Raiders after missing the season opener with a calf injury
- Started all 16 games at left guard for Oakland as a rookie and was named to the *Pro Football Weekly* All-Rookie Team. Was a part of an offensive line that surrendered a single-season franchise-low 25 sacks, marking the third-lowest total in the league

COLLEGE HIGHLIGHTS

- Earned four letters for the Penn State Nittany Lions and became the first student-athlete in school history to be named an ESPN Academic All-American three times (2008-2010). Appeared in 46 games with 39 starts
- Started all 13 games at right guard as a senior in 2010 and was named a first-team All-American
- Made the switch from guard to center for the 2009 season and started every game for the Nittany Lions, playing 905 snaps and earning first-team All-Big Ten recognition from the coaches and media. Also earned third-team All-American honors from *Collegefootballnews.com*
- Played in eight games with one start at right guard as a true freshman in 2007 and became the first true freshman to start a game on the Penn State offensive line since 1999. Was just one of two true freshmen to see action during the season and was named to the Freshman All-Big Ten team



FOOTBALL IS FAMILY

Stefen's father, Leo Wisniewski (pictured left), was selected by the Baltimore Colts with the 1st pick in the 2nd round of the 1982 NFL Draft (28th overall) and played NT in the league for three seasons (1982-1984). Leo played in 36 games for the Colts and compiled 14.5 sacks, including a career-high 7 in 1984, the first year the Colts played in Indianapolis. Like Stefen, Leo played collegiately at Penn State where he earned three letters and served as a team captain as a senior in 1981.

The NFL ties do not stop with Stefen's father, as his uncle, Steve Wisniewski (pictured right), was an eight-time Pro Bowler and two-time first-team all-pro as a guard for the Raiders from 1989-1991. Seven years after his older brother Leo was selected with the 1st pick of the 2nd round, Steve also became the 1st pick of the 2nd round (29th overall) when he was selected by the Dallas Cowboys in the 1989 NFL Draft. Cowboys rookie head coach Jimmy Johnson immediately traded Steve to the Raiders in exchange for 2nd-round, 3rd-round and 5th-round selections, one of which (2nd round, 39th overall) he used to select current FOX analyst and former FB Daryl Johnston. Like brother Leo and nephew Stefen, Steve played collegiately at Penn State. Steve is pictured above playing in the 1998 Pro Bowl.

 @stefenwiz61



HOME RUN DERBY CHAMPION

Wisniewski muscled his way to become champion of the home run derby at the inaugural **Carson Wentz A01 Foundation Softball Game** in June 2018. Wisniewski launched 9 HRs to take home the trophy, entertaining a crowd of 25,000 fans with several deep balls landing over the left field wall at Citizens Bank Park.

PENNSYLVANIA ROOTS

After signing with the Eagles in the 2016 offseason, Wisniewski returned to his home state of Pennsylvania, where he spent the majority of his early football career. A native of Pittsburgh, PA, he was a two-time 1st-team all-state selection at Central Catholic (PA) High School. Wisniewski went on to play collegiately at Penn State, where he earned four letters for the Nittany Lions and was named first-team All-American as a senior in 2010.

BIRDSEED

A native of Pittsburgh, PA, Wisniewski played for coach Terry Trotten at Central Catholic (PA) High School, where he was a two-time first-team all-state selection. In addition to playing football, Wisniewski also lettered on the school's wrestling team and was a member of the National Honor Society. Wisniewski compiled a perfect 4.0 GPA twice at Penn State. He is the son of Leo and Cindy Wisniewski, and has one sister, Sarah.

TRANSACTIONS

- 2011** Drafted by OAK in 2nd round (48th overall)
Signed 4-year contract
- 4/19/15** Signed by JAX to a 1-year contract
- 4/4/16** Signed by PHI to a 1-year contract
- 3/10/17** Agreed to terms with PHI on a 3-year contract
- 5/13/19** Signed BY PHI to 1-year contract



6-0 | 230  **7th Year**

DOB: May 1, 1990 (Age 29)



Delaware
UDFA ('13) by Atlanta
Acquired: FA-Det-18



Paul WorriLOW signed with the Eagles during the 2018 offseason after spending the first five years of his NFL career with Atlanta (2013-16) and Detroit (2017). He sustained a knee injury during the offseason program and was placed on IR in June 2018. In 72 career regular-season games (52 starts), WorriLOW has recorded 412 tackles, 11 PDs, 4.0 sacks, 3 FFs, 2 FRs and 2 INTs.

MOST TACKLES

NFL PLAYERS IN 2014

Luke Kuechly (Car.)	153
DeAndre Levy (Det.)	151
Lavonte David (TB)	146
Curtis Lofton (NO)	144
Paul WorriLOW (Atl.)	142
D'Qwell Jackson (Ind.)	138

(total tackles according to Stats LLC)

WorriLOW tied for the 4th-most tackles (269) in the NFL from 2013-14 with Atlanta, including a career-high 142 tackles during the 2014 season.

BIRDSEED

WorriLOW played linebacker, running back and offensive guard at Concordia (DE) High School. He was named state Defensive Player of the Year as a senior and led Concord to the 2006 state Division II title and a berth in the state semifinals in 2005 and 2007.

WorriLOW was a nominee for the Allstate AFCA Good Works team for outstanding community service.

WorriLOW majored in history education at Delaware..

In 2013, WorriLOW became the first undrafted rookie in Falcons history to lead the team in tackles (127).

SEASON HIGHLIGHTS

2017 - DETROIT LIONS (13/8)

- Posted 30 tackles (20 solo), including 1 TFL, while adding 1 PD and 1 special teams fumble recovery in his only season with Detroit

2016 - ATLANTA FALCONS (12/1, 3/0)

- Finished the regular season with 18 tackles (12 solo), including 1 TFL, along with 2 PDs and 1 FR on defense. Also posted 3 special teams stops and 1 special teams fumble recovery

2015 - ATLANTA FALCONS (15/15)

- Produced a team-high 95 tackles (67 solo), including 5 TFL, and totaled 3 PDs, 2 INTs, 1 FF and 1 FR



CAREER STATISTICS

Year	Team	GP/S	TACKLES					PASS DEFENSE						FUMBLES			DEF SNAPS	
			Total	Solo	Asst	TFL	Sacks	Int	Yds	Lg	TD	PD	QPH	FF	FR	Yds	No	Pct
2013	Atlanta	16/12	127	79	48	4	2.0	0	0	--	0	1	3	0	0	0	771	74%
2014	Atlanta	16/16	142	84	58	4	2.0	0	0	--	0	3	9	2	0	0	1079	99%
2015	Atlanta	15/15	95	67	28	5	0.0	2	22	11	0	4	4	1	1	0	872	83%
2016	Atlanta	12/1	18	12	6	1	0.0	0	0	--	0	2	1	0	1	0	162	15%
2017	Detroit	13/8	30	20	10	1	0.0	0	0	--	0	1	1	0	0	0	274	25%
Totals		72/52	412	262	150	15	4.0	2	22	11	0	11	18	3	2	0	---	---

PLAYOFFS

2016	Atlanta	3/0	2	2	0	0	0.0	0	0	--	0	0	0	0	0	0	4	2%
Totals		3/0	2	2	0	0	0.0	0	0	--	0	0	0	0	0	0	---	---

ADDITIONAL STATISTICS

Special Teams Tackles: 3 - 2016 (3) Postseason Special Teams Tackles: 1 - 2016 (1) Special Teams Fumble Recoveries: 2 - 2017 (1), 2016 (1)

CAREER HIGHS

Tackles	19	2x, last: 11/10/13 vs. Sea.
Sacks	1.0	4x, last: 11/16/14 at Car.
INTs	1	2x, last: 11/22/15 vs. Ind.
PDs	2	2x, last: 12/18/16 vs. SF
FFs	1	3x, last: 12/6/15 at TB
FRs	1	2x, last: 11/3/16 at TB

SEASON HIGHLIGHTS (Continued)

- Posted 6 tackles (4 solo) with 1 INT and 1 FR vs. Ind. (11/22/15). Picked off QB **Matt Hasselbeck**'s first pass attempt of the game and recovered a fumble on the Colts' second offensive drive
- Notched his first career INT at Ten. (10/25/15). Picked off QB **Zach Mettenberger** at the Falcons 4-yard line to keep the Titans off the scoreboard at the end of the first half.

2014 - ATLANTA FALCONS (16/16)

- Ranked 5th in the NFL with a career-high 142 tackles (84 solo), trailing only **Luke Kuechly** (153), **DeAndre Levy** (151), **Lavonte David** (146) and **Curtis Lofton** (144). Recorded a team-high 8 games with double-digit tackles
- Totaled career highs in sacks (2.0, tied with 2013), FFs (2) and defensive snaps (1,079, 99%)

2013 - ATLANTA FALCONS (16/12)

- Led the Falcons with 127 tackles (79 solo), becoming the first undrafted rookie in franchise history to lead the team in tackles. Joined **Rick Bryan** (1984), **Buddy Curry** (1980) and **Tommy Nobis** (1966) as the only Falcons rookies to accomplish the feat
- Posted 19 tackles in back-to-back games at Car. (11/3/13) and vs. Sea. (11/10/13). His 19-tackle performances tied for the best single-game total by any Falcon since 1994



BE THE MATCH

When WorriLOW was in college at the University of Delaware, the football team participated in a community service project started by Blue Hens head coach K.C. Keeler to get people to sign up for the "Be The Match" bone marrow donation registry. "Be The Match" consists of nearly 16 million members and about 1 in every 430 potential donors in the United States go on to both become a match and donate to a patient. WorriLOW, who joined the registry in 2011, received a call several months later informing him that he was an ideal match for a 23-year-old woman battling leukemia. WorriLOW never second-guessed the decision to donate and was committed to the process. He now promotes awareness of bone marrow donations and is still on the registry as he is more than willing to go through the procedure again.



2017 GAME-BY-GAME STATISTICS (DET)

Date	Opp	GP/S	Tot	Solo	Sk	Int	PD	FF	FR	Snaps	Pct	
Sep 10	Ari	W	1/0	0	0	0.0	0	1	0	0	12	16%
Sep 18	at NYG	W	1/0	2	2	0.0	0	0	0	0	12	21%
Sep 24	Atl	L	1/1	4	4	0.0	0	0	0	0	42	62%
Oct 1	at Min	W	1/1	0	0	0.0	0	0	0	0	1	2%
Oct 8	Car	L	0/0	INACTIVE (KNEE)								
Oct 15	at NO	L	0/0	INACTIVE (KNEE)								
Oct 29	Pit	L	0/0	INACTIVE (KNEE)								
Nov 6	at GB	W	1/0	0	0	0.0	0	0	0	0	0	0%
Nov 12	Cle	W	1/1	6	3	0.0	0	0	0	0	29	36%
Nov 19	at Chi	W	1/0	2	2	0.0	0	0	0	0	25	40%
Nov 23	Min	L	1/1	6	5	0.0	0	0	0	0	35	47%
Dec 3	at Bal	L	1/1	2	2	0.0	0	0	0	0	34	53%
Dec 10	at TB	W	1/1	3	0	0.0	0	0	0	0	27	38%
Dec 16	Chi	W	1/1	1	1	0.0	0	0	0	0	19	28%
Dec 24	at Cin	L	1/0	3	0	0.0	0	0	0	0	24	29%
Dec 31	GB	W	1/1	1	1	0.0	0	0	0	0	14	21%
Totals			13/8	30	20	0.0	0	1	0	0	274	25%



2016 GAME-BY-GAME STATISTICS (ATL)

Date	Opp	GP/S	Tot	Solo	Sk	Int	PD	FF	FR	Snaps	Pct	
Sep 11	TB	L	1/0	0	0	0.0	0	0	0	0	8	13%
Sep 18	at Oak	W	1/0	0	0	0.0	0	0	0	0	1	1%
Sep 26	at NO	W	0/0	INACTIVE (GROIN)								
Oct 2	Car	W	0/0	INACTIVE (GROIN)								
Oct 9	at Den	W	0/0	INACTIVE (GROIN)								
Oct 16	at Sea	L	0/0	INACTIVE (GROIN)								
Oct 23	SD	L	1/0	0	0	0.0	0	0	0	0	0	0%
Oct 30	GB	W	1/0	0	0	0.0	0	0	0	0	0	0%
Nov 3	at TB	W	1/0	0	0	0.0	0	0	0	1	2	3%
Nov 13	at Phi	L	1/0	2	2	0.0	0	0	0	0	26	33%
Nov 27	Ari	W	1/0	0	0	0.0	0	0	0	0	0	0%
Dec 4	KC	L	1/0	0	0	0.0	0	0	0	0	0	0%
Dec 11	at LAR	W	1/0	4	2	0.0	0	0	0	0	24	33%
Dec 18	SF	W	1/0	3	1	0.0	0	2	0	0	36	66%
Dec 24	at Car	W	1/1	4	2	0.0	0	0	0	0	51	74%
Jan 1	NO	W	1/0	5	5	0.0	0	0	0	0	14	18%
Totals			12/1	18	12	0.0	0	2	0	1	162	15%

PLAYOFFS

Jan 14	Sea	W	1/0	0	0	0.0	0	0	0	0	0	0%
Jan 22	GB	W	1/0	2	2	0.0	0	0	0	0	4	6%
Feb 5	NE	L	1/0	0	0	0.0	0	0	0	0	0	0%
Totals			3/0	2	2	0.0	0	0	0	0	4	2%

COLLEGE HIGHLIGHTS

- Was a four-year starter at linebacker for the University of Delaware. Led the Blue Hens with 107 tackles (57 solo) in 2012 while adding 9 TFL and 3.0 sacks

TRANSACTIONS

- 2013** Signed by ATL as undrafted free agent
- 3/16/16** Signed by ATL to 1-year tender
- 3/9/17** Signed by DET to 1-year contract
- 4/3/18** Agreed to terms with PHI on 1-year contract
- 6/13/18** Placed on Injured Reserve (knee)



2015 GAME-BY-GAME STATISTICS (ATL)

Date	Opp	GP/S	Tot	Solo	Sk	Int	PD	FF	FR	Snaps	Pct		
Sep 14	Phi	W	1/1	12	9	0.0	0	0	0	73	100%		
Sep 20	at NYG	W	1/1	3	2	0.0	0	0	0	54	76%		
Sep 27	at Dal	W	1/1	5	5	0.0	0	0	0	53	100%		
Oct 4	Hou	W	1/1	4	3	0.0	0	0	0	45	58%		
Oct 11	Was	W	1/1	8	8	0.0	0	0	0	61	100%		
Oct 15	at NO	L	1/1	9	7	0.0	0	0	0	72	100%		
Oct 25	at Ten	W	1/1	5	1	0.0	1	2	0	41	76%		
Nov 1	TB	L	1/1	5	2	0.0	0	0	0	67	96%		
Nov 8	at SF	L	1/1	5	5	0.0	0	0	0	66	100%		
Nov 22	Ind	L	1/1	6	4	0.0	1	1	0	58	92%		
Nov 29	Min	L	1/1	7	5	0.0	0	0	0	67	96%		
Dec 6	at TB	L	1/1	9	6	0.0	0	0	1	70	99%		
Dec 13	at Car	L	1/1	8	4	0.0	0	0	0	63	97%		
Dec 20	at Jax	W	0/0	INACTIVE (KNEE)									
Dec 27	Car	W	1/1	1	1	0.0	0	0	0	18	35%		
Jan 3	NO	L	1/1	8	5	0.0	0	1	0	64	94%		
Totals			15/15	95	67	0.0	2	4	1	872	83%		

2014 GAME-BY-GAME STATISTICS (ATL)

Date	Opp	GP/S	Tot	Solo	Sk	Int	PD	FF	FR	Snaps	Pct
Sep 7	NO	W	1/1	15	7	0.0	0	0	0	75	100%
Sep 14	at Cin	L	1/1	14	6	0.0	0	0	0	71	100%
Sep 18	TB	W	1/1	6	5	0.0	0	0	1	57	95%
Sep 28	at Min	L	1/1	9	5	0.0	0	0	0	76	100%
Oct 5	at NYG	L	1/1	14	9	0.0	0	0	0	68	100%
Oct 12	Chi	L	1/1	6	5	0.0	0	0	0	73	100%
Oct 19	at Bal	L	1/1	10	3	1.0	0	0	0	67	100%
Oct 26	Det	L	1/1	4	4	0.0	0	0	1	75	100%
Nov 9	at TB	W	1/1	10	8	0.0	0	0	0	72	100%
Nov 16	at Car	W	1/1	9	6	1.0	0	0	0	66	100%
Nov 23	Cle	L	1/1	6	5	0.0	0	0	0	75	100%
Nov 30	Ari	W	1/1	8	4	0.0	0	0	0	55	100%
Dec 8	at GB	L	1/1	5	3	0.0	0	1	0	68	100%
Dec 14	Pit	L	1/1	11	6	0.0	0	1	0	59	100%
Dec 21	at NO	W	1/1	9	5	0.0	0	1	0	69	99%
Dec 28	Car	L	1/1	6	3	0.0	0	0	0	53	100%
Totals			16/16	142	84	2.0	0	3	2	1079	99%

2013 GAME-BY-GAME STATISTICS (ATL)

Date	Opp	GP/S	Tot	Solo	Sk	Int	PD	FF	FR	Snaps	Pct
Sep 8	at NO	L	1/0	0	0	0.0	0	0	0	0	0%
Sep 15	StL	W	1/0	0	0	0.0	0	0	0	0	0%
Sep 22	at Mia	L	1/0	1	1	0.0	0	0	0	18	32%
Sep 29	NE	L	1/1	0	0	0.0	0	0	0	12	18%
Oct 7	NYJ	L	1/0	6	3	0.0	0	0	0	28	61%
Oct 20	TB	W	1/1	4	2	0.0	0	0	0	78	94%
Oct 27	at Ari	L	1/1	6	6	0.0	0	0	0	49	91%
Nov 3	at Car	L	1/1	19	9	0.0	0	0	0	75	100%
Nov 10	Sea	L	1/1	19	10	0.0	0	0	0	69	100%
Nov 17	at TB	L	1/1	16	13	0.0	0	0	0	68	100%
Nov 21	NO	L	1/1	9	5	0.0	0	0	0	57	95%
Dec 1	at Buf	W	1/1	9	6	0.0	0	0	0	64	100%
Dec 8	at GB	L	1/1	11	7	1.0	0	1	0	71	100%
Dec 15	Was	W	1/1	9	4	0.0	0	0	0	67	99%
Dec 23	at SF	L	1/1	5	5	0.0	0	0	0	57	100%
Dec 29	Car	L	1/1	13	8	1.0	0	0	0	58	100%
Totals			16/12	127	79	2.0	0	1	0	771	74%



FIRST-YEAR PLAYERS 2019



CARLTON AGUDOSI

WIDE RECEIVER • 14



Height: 6-6 Weight: 220
 DOB: Feb. 1, 1994 (Age 25)
 Hometown: Somerset, NJ (Franklin)
 College: Rutgers

BIRDSEED: Agudosi (pronounced ag-uh-DOH-see) prepped at Franklin (NJ) High School, where he finished his career with school records in receiving yards (1,577), yards per reception (20.0) and receiving TDs (17, including 9 as a senior) ... At Rutgers, he was named to the Academic All-Big Ten team as a sophomore in 2014

SEASON HIGHLIGHTS: 2017 (ARIZONA CARDINALS - 0/0) - Spent majority of the season on the Cardinals practice squad ... Elevated to the active roster for Weeks 11-13 and was inactive in all 3 games

COLLEGE HIGHLIGHTS: Played 45 career games with the Scarlet Knights, totaling 35 receptions for 513 yards (14.7 avg.) and 2 TDs ... Played in all 12 games as a senior in 2016, starting 2 games and averaging 11.1 yards per catch on 8 receptions, including 1 TD against Maryland ... In 2015, played in 9 games (4 starts) and averaged 18.4 yards per reception on 17 catches

TRANSACTIONS: 2017 - Signed by ARI as undrafted free agent ... **9/2/17** - Waived by ARI ... **9/4/17** - Signed by ARI to practice squad ... **11/22/17** - Activated by ARI from practice squad to 53-man roster ... **12/11/17** - Waived by ARI ... **12/13/17** - Signed by ARI to practice squad ... **12/22/17** - Placed on Practice Squad/Injured Reserve (hamstring) ... **1/2/18** - Signed by ARI to reserve/future contract ... **9/1/18** - Waived by ARI ... **1/7/19** - Signed by PHI to reserve/future contract



ASANTAY BROWN

LINEBACKER • 50




Height: 6-0 Weight: 230
 DOB: Feb. 3, 1995 (Age 24)
 Hometown: Muskegon, MI (Mona Shores)
 College: Western Michigan

BIRDSEED: Originally recruited to Western Michigan as a wide receiver ... Named first-team all-state following his junior and senior years at Mona Shores (MI) HS ... Posted 100 career catches for 1,951 yards and 22 TDs ... Is the son of Robert Brown ... Majored in engineering

SEASON HIGHLIGHTS: 2018 (PHILADELPHIA EAGLES - 0/0) - Spent majority of the season on the Eagles practice squad

COLLEGE HIGHLIGHTS: Finished his Western Michigan career with 319 tackles (193 solo), 6.5 sacks and 6 INTs ... Part of a Western Michigan defense that helped lead the program to its first ever BCS bowl game, where they appeared in the Cotton Bowl against Wisconsin in 2016 ... Earned All-MAC honors in 2015, 2016 and 2017 ... Led the Broncos in tackles in 2015 (103) and 2017 (98) ... Recorded 22 tackles in his last game against Toledo, which was the 3rd-highest single-game total in the FBS in 2017 ... Ranked 4th in the MAC in tackles (65) in 2016 ... Earned the John Offerdan Award for Most Outstanding Defensive Player his senior year

TRANSACTIONS: 2018 - Signed by PHI as undrafted free agent ... **9/1/18** - Waived by PHI ... **9/2/18** - Signed by PHI to practice squad ... **9/4/18** - Released by PHI from practice squad ... **9/19/18** - Signed by PHI to practice squad ... **1/14/19** - Signed by PHI to reserve/future contract ... **5/1/19** - Waived by PHI ... **8/4/19** - Signed by PHI



ANTHONY FABIANO

CENTER • 63



Height: 6-4 Weight: 303
 DOB: July 13, 1993 (Age 26)
 Hometown: Medford, MA (Wakefield)
 College: Harvard

BIRDSEED: Attended Wakefield (MA) High School, where he was a two-year starter at TE and DE ... As a senior, earned all-scholastic honors from the *Boston Herald* and first-team all-league accolades ... Graduated from Harvard with a degree in economics ... Enjoys reading and playing video games ... Can juggle ... Aspires to become an NFL agent

SEASON HIGHLIGHTS: 2017 (INDIANAPOLIS COLTS - 5/1) - Saw action in a career-high 5 games ... **2016 (CLEVELAND BROWNS - 4/1)** - Made NFL debut as extra OL in jumbo set vs. Cin. (12/11/16) ... Started first career game at C, playing every offensive snap at Pit. (1/1/17)

COLLEGE HIGHLIGHTS: Appeared in 32 games (29 starts) at Harvard, playing both guard and tackle ... As a senior in 2015, earned first-team All-Ivy League and ECAC FCS All-Star honors

TRANSACTIONS: 2016 - Signed by BAL as undrafted free agent ... **8/29/16** - Waived by BAL ... **9/5/16** - Signed by CLE to practice squad ... **10/5/16** - Activated by CLE from practice squad to 53-man roster ... **10/10/16** - Waived by CLE ... **10/12/16** - Signed by CLE to practice squad ... **12/5/16** - Activated by CLE from practice squad to 53-man roster ... **9/2/17** - Waived by CLE ... **9/4/17** - Signed by WAS to practice squad ... **9/11/17** - Released by WAS from practice squad ... **10/4/17** - Signed by NYG to practice squad ... **10/10/17** - Released by NYG from practice squad ... **11/9/17** - Signed by NE to practice squad ... **11/11/17** - Released by NE from practice squad ... **11/28/17** - Signed by IND to practice squad ... **12/2/17** - Activated by IND from practice squad to 53-man roster ... **5/14/18** - Waived by IND ... **5/15/18** - Claimed by CLE off waivers ... **8/31/18** - Waived by CLE ... **11/20/18** - Signed by PHI to practice squad ... **1/14/19** - Signed by PHI to reserve/future contract

FIRST-YEAR PLAYERS 2019



JEREMIAH MCKINNON

CORNERBACK • 38

Height: 5-11 Weight: 192
DOB: June 29, 1993 (Age 26)
Hometown: Miami, FL (Miami Southridge)
College: Florida International

BIRDSEED: Attended Miami Southridge (FL) High School, where he played at all skill positions including QB, WR and KR ... As a senior, recorded over 1,000 all-purpose yards and 7 TDs and helped the team win the district title ... Standout track athlete (100 and 200 meters, long jump and 4x100 relay) ... Majored in sports management

SEASON HIGHLIGHTS: 2018 (CLEVELAND BROWNS - 1/0) - Recorded 1 solo tackle in his NFL debut vs. Bal. (10/7/18)

COLLEGE HIGHLIGHTS: Appeared in 40 games (24 starts) in four seasons at Florida International ... Tallied 106 tackles, 4.5 TFLs, 0.5 sacks, 14 PDs, 5 INTs and 4 FFs ... As a senior, started all 12 games and earned All-Conference USA honorable mention with 54 tackles, a team-high 3 INTs and a team-high-tying 8 PDs

TRANSACTIONS: 2016 - Signed by DAL as undrafted free agent ... **8/29/16** - Waived/injured by DAL ... **11/15/16** - Signed by TEN to practice squad ... **1/16/17** - Signed by DAL to reserve/future contract ... **7/20/17** - Waived by DAL ... **7/29/17** - Signed by WAS ... **9/2/17** - Waived by WAS ... **11/28/17** - Signed by NYG to practice squad ... **1/1/18** - Signed by NYG to reserve/future contract ... **6/4/18** - Waived by NYG ... **7/30/18** - Signed by CLE ... **9/2/18** - Waived by CLE ... **9/4/18** - Signed by CLE to practice squad ... **10/2/18** - Activated by CLE from practice squad to 53-man roster ... **10/9/18** - Waived by CLE ... **10/11/18** - Signed by CLE to practice squad ... **10/13/18** - Released by CLE from practice squad ... **11/20/18** - Signed by PHI to practice squad ... **1/14/19** - Signed by PHI to reserve/future contract



MARKEN MICHEL

WIDE RECEIVER • 80

Height: 5-11 Weight: 190
DOB: July 6, 1993 (Age 26)
Hometown: Plantation, FL (American Heritage School) College: Massachusetts

BIRDSEED: Michel (pronounced mish-EL) is the son of Marie and Jeantilean Michel and the older brother of Patriots RB **Sony Michel** ... Prepped at American Heritage School (FL), where he was a two-way starter (WR and S) and second-team All-County *Sun-Sentinel* selection ... Enjoys art in his free time

CFL HIGHLIGHTS: Signed with the CFL's Calgary Stampeders on 5/17/17 and played two seasons (2017-18) with the team ... Totaled a combined 72 receptions for 1,215 yards (16.9 avg.) and 8 TDs in 24 career games ... Saw action in 11 games in 2018, recording 31 receptions for 435 yards (14.0 avg.) and a career-high 5 TDs ... Nominated for the CFL West Division Rookie of the Year in 2017 after posting career highs in receptions (41) and receiving yards (780) along with 3 TDs in 13 games

COLLEGE HIGHLIGHTS: Competed in 38 games for the University of Massachusetts, hauling in 92 catches for 1,016 yards and 6 TDs during his four-year collegiate career ... Ranked 3rd on the team in receptions (31) and receiving yards (370) and 2nd in receiving TDs (4) in 2015 ... Added 162 yards on 28 carries at UMass, including 115 yards and 2 TDs in 2014

TRANSACTIONS: 2016 - Signed by MIN as undrafted free agent ... **8/30/16** - Waived by MIN ... **1/15/19** - Signed by PHI to reserve/future contract



JOE OSTMAN

DEFENSIVE END • 95

Height: 6-3 Weight: 259
DOB: July 12, 1995 (Age 24)
Hometown: St. Ignace, MI (LaSalle)
College: Central Michigan

BIRDSEED: Awarded the 2017 Famous Idaho Potato Bowl Humanitarian Award ... Earned MAC Scholar Athlete of the Week honors ... 2016 MAC Academic Team ... Wrestled in high school ... Three-time Michigan state champion and owns multiple school wrestling records including consecutive wins (141) and wins in a season (57)

SEASON HIGHLIGHTS: 2018 (PHILADELPHIA EAGLES - 0/0) - Spent entirety of the regular season on the Eagles practice squad ... Eagles offensive coordinator **Mike Groh** on the looks Ostman provided the offense: "Joe has busted his tail all season long. He's a better player because of the way he approaches practice each and every day. He embraces the number or jersey we put on him."

COLLEGE HIGHLIGHTS: Named the Co-Defensive Player of the Year for Central Michigan in 2016 and 2017 ... One of Central Michigan's all-time defensive leaders with 220 total tackles (123 solo), 45.5 tackles for loss and 26.0 sacks ... Ended his Chippewas career on a high note with 60 tackles (34 solo), 19.5 tackles for loss and 13.0 sacks in 2017 ... Named first-team All-MAC in 2017 ... Ranked 2nd in the nation in sacks in 2017, trailing only Northern Illinois' **Sutton Smith** (14.0)

TRANSACTIONS: 2018 - Signed by PHI as undrafted free agent ... **9/1/18** - Waived by PHI ... **9/2/18** - Signed by PHI to practice squad ... **1/14/19** - Signed by PHI to reserve/future contract ... **8/6/19** - Placed on Injured Reserve

FIRST-YEAR PLAYERS 2019



BOSTON SCOTT

RUNNING BACK • 49



Height: 5-6 Weight: 203
DOB: April 27, 1995 (Age 24)
Hometown: Zachary, LA (Zachary)
College: Louisiana Tech

BIRDSEED: Prepped at Zachary (LA) High School, where he was a three-sport athlete (football, soccer, track) ... Totaled more than 1,500 all-purpose yards, averaging 6.2 yards per carry and totaled 17 TDs as a RB ... Won the state championship in powerlifting and was a member of the Interact club, guitar club and the band

SEASON HIGHLIGHTS: 2018 (PHILADELPHIA EAGLES - 2/0, 2/0) - Took over as the Eagles' primary kickoff return man in Week 16 of the regular season ... Finished with 96 yards on 4 kickoff returns (24.0 avg.), including a career-best 35-yard return at LAR (12/16/18) ... In the playoffs, combined for 54 yards on 3 kickoff returns (18.0 avg.)

COLLEGE HIGHLIGHTS: Played collegiately at Louisiana Tech, where he rushed for 1,047 yards and 8 TDs and caught 20 passes for 181 yards and 1 TD en route to All-Conference USA honors as a senior in 2017 ... Played in all 14 games for the Bulldogs in 2016, recording 70 carries for 515 yards and 6 TDs and adding 11 receptions for 125 yards ... Enjoyed a career day in L.A. Tech's win over Rice with career highs in rushing attempts (15), yards (137) and TDs (3) ... Joined the team as a walk-on in 2013

TRANSACTIONS: 2018 - Drafted by NO in 6th round (201st overall) ... Signed 4-year contract ... **9/5/18** - Waived by NO ... **9/7/18** - Signed by NO to practice squad ... **12/11/18** - Signed by PHI to 53-man roster off NO practice squad



SOJOURN SHELTON

CORNERBACK



Height: 5-9 Weight: 170
DOB: Dec. 25, 1994 (Age 24)
Hometown: Fort Lauderdale, FL (Plantation)
College: Wisconsin

BIRDSEED: Prepped at Plantation (FL) High School, where he was named first-team all-county by the South Florida Sun Sentinel and Miami Herald ... Graduated from Wisconsin with a bachelor's degree in life sciences communication ... Is the son of Rachel Victor and Sojourn Shelton Sr.

SEASON HIGHLIGHTS: 2017 (CINCINNATI BENGALS - 0/0) - Spent most of the season on the Bengals practice squad

COLLEGE HIGHLIGHTS: Started a school-record 51 games ... Recorded 9 INTs, matching the 8th-most in Badgers history ... Logged 32 PDs, which are the 4th-most by a Wisconsin player ... Part of a defense that allowed just 16.6 points per game and 292.5 total yards per game over his four-year career, which were the No. 2 marks in the FBS over that span (Alabama - 15.1 ppg, 287.6 ypg) ... Part of the winningest senior class in school history, posting a record of 41-13 (.759), including a 26-7 (.788) mark in Big Ten play and three consecutive bowl wins

TRANSACTIONS: 2017 - Signed by ARI as undrafted free agent ... **9/2/17** - Waived by ARI ... **9/4/17** - Signed by CIN to practice squad ... **10/27/17** - Released by CIN from practice squad ... **11/14/17** - Signed by CIN to practice squad ... **1/1/18** - Signed by CIN to reserve/future contract ... **8/23/18** - Waived/injured by CIN ... **8/11/19** - Signed by PHI



ALEX SINGLETON

LINEBACKER • 49



Height: 6-2 Weight: 240
DOB: Dec. 7, 1993 (Age 25)
Hometown: Thousand Oaks, CA
(Thousand Oaks) College: Montana State

BIRDSEED: Attended Thousand Oaks (CA) High School and received all-conference and all-county honors ... Also named to the All-CIF Northern Division team and earned Thousand Oaks' Defensive MVP honors ... Is the son of Steve and Kim Singleton and has three siblings ... Majored in criminal justice studies at Montana State

CFL HIGHLIGHTS: Played three seasons with the CFL's Calgary Stampeders, amassing 311 tackles, 4.0 sacks, 1 INT and 6 FFs along with 17 special teams stops in 54 career games ... Posted a career-high-tying 123 tackles in 2017 and 2018

COLLEGE HIGHLIGHTS: A three-year starter at LB who totaled 246 tackles, 31.5 TFLs and 4 INTs over his final two seasons with the Bobcats ... Entered the 2014 season on the CFPA National Watch List as one of the top players in the FCS at his position

TRANSACTIONS: 2015 - Signed by SEA as undrafted free agent ... **8/5/15** - Waived by SEA ... **8/14/15** - Signed by SEA ... **9/5/15** - Waived by SEA ... **9/9/15** - Signed by NE to practice squad ... **9/16/15** - Released by NE from practice squad ... **11/26/15** - Signed by SEA to practice squad ... **12/15/15** - Released by SEA from practice squad ... **12/22/15** - Signed by MIN to practice squad ... **1/11/16** - Signed by MIN to reserve/future contract ... **4/13/16** - Waived by MIN ... **1/8/19** - Signed by PHI to reserve/future contract



GREG WARD
WIDE RECEIVER • 6



Height: 5-11 Weight: 190
DOB: July 12, 1995 (Age 24)
Hometown: Tyler, TX (John Tyler)
College: Houston

BIRDSEED: Led Texas' Class 4A with 4,202 passing yards and 39 TDs against 5 INTs as a senior at John Tyler (TX) High School ... Also added 861 rushing yards and 13 TDs on 170 carries ... As a junior, threw for 3,596 yards and 32 TDs against 5 INTs and rushed 207 times for 1,212 yards and 18 TDs ... Majored in kinesiology at Houston

AAF HIGHLIGHTS: Caught 22 passes for 214 yards and had 1 punt return TD with the AAF's San Antonio Commanders in 2019

SEASON HIGHLIGHTS: 2017 (PHILADELPHIA EAGLES - 0/0) - Spent majority of the season (including playoffs) on the Eagles practice squad during their **Super Bowl LII**-winning campaign

COLLEGE HIGHLIGHTS: Produced the most rushing yards (2,375) by a QB in Houston history and tied for the most rushing TDs (39) ... Also finished 3rd in school history in total yards (11,080), 4th in passing yards (8,705) and 5th in passing TDs (52) ... Threw for 3,557 yards, 22 TDs and a 141.7 passer rating en route to second-team All-AAC honors as a senior in 2016

TRANSACTIONS: 2017 - Signed by PHI as undrafted free agent ... **9/2/17** - Waived by PHI ... **9/3/17** - Signed by PHI to practice squad ... **9/12/17** - Released by PHI from practice squad ... **9/18/17** - Signed by PHI to practice squad ... **2/7/18** - Signed by PHI to reserve/future contract... **9/1/18** - Waived by PHI ... **9/2/18** - Signed by PHI to practice squad ... **9/7/18** - Released by PHI from practice squad ... **4/9/19** - Signed by PHI



T.J. EDWARDS
LINEBACKER • 57



Height: 6-1 Weight: 242
DOB: Aug. 12, 1996 (Age 22)
Hometown: Lake Villa, IL (Lakes Community)
College: Wisconsin

BIRDSEED: Attended Lakes Community (IL) High School, where he received all-state honors as a junior and senior ... Also lettered four years in basketball and two in baseball ... Is the son of Cathy and Vince Edwards ... His brother, Lee Chiakas, played rugby at Southern Illinois from 2006-08 ... Graduated with degree in life sciences communication

COLLEGE HIGHLIGHTS: Played in 53 games (52 starts) at inside LB during his four-year collegiate career at Wisconsin ... His 52 starts are the 2nd-most in school history and 5th-most by a Big Ten player ... Made 367 tackles, ranking No. 9 all-time at Wisconsin ... Led the Badgers in tackles in three separate seasons (2015, 2016, 2018) ... Logged 37.5 TFLs and 8.0 sacks ... Recorded 10 INTs, which are the most by a LB in Wisconsin history ... Part of a senior class that went 42-12 (.778), including a 27-8 (.771) mark in Big Ten play and a 4-0 record in bowl games ... In 2018, earned first-team All-Big Ten by the media and second-team All-Big Ten by the league's coaches ... Named first-team All-America and was a consensus All-Big Ten honoree in 2017 ... Also selected as a Butkus Award finalist ... In 2016, earned All-Big Ten honorable mention accolades and was voted Goodyear Cotton Bowl Classic Defensive MVP ... In 2015, received Freshman All-America (FWAA) and Big Ten All-Freshman (ESPN) honors

TRANSACTIONS: 2019 - Signed by PHI as undrafted free agent



AJENE HARRIS
CORNERBACK • 33



Height: 5-10 Weight: 185
DOB: June 1, 1996 (Age 23)
Hometown: Los Angeles, CA (Crenshaw)
College: USC

BIRDSEED: Ajene (pronounced uh-JAY-nay) made 2013 Prep Star All-West, Cal-Hi Sports All-State second team and All-L.A. City Division I Player of the Year as a senior QB, WR and DB at Crenshaw (CA) High School ... Also played basketball at Crenshaw ... Ajene received his bachelor's degree in communication at USC

COLLEGE HIGHLIGHTS: Played collegiately at USC (2014-18), where he was a standout defensive back ... Finished his career with 144 tackles (86 solo), 6.5 TFL, 1.0 sack, 6 INTs (including 3 TDs), 16 PDs, 1 FF and 2 FRs in 41 games ... As a senior in 2018, posted a career-high-tying 58 tackles (34 solo) along with 1 INT-TD, 6 PDs and 1 FF in 12 games ... Produced a career-high-tying 58 tackles (35 solo), a career-high 3 INTs (including 1 TD), 6 PDs and 1 FR in 14 games as a junior in 2018

TRANSACTIONS: 2019 - Signed by PHI as undrafted free agent



NATE HERBIG
OFFENSIVE GUARD • 67



Height: 6-4 Weight: 334
DOB: July 10, 1998 (Age 21)
Hometown: Kalaheo, HI (Saint Louis)
College: Stanford

BIRDSEED: Played at Saint Louis (HI) High School, where he earned first-team all-state and all-conference accolades ... Led team to a pair of conference titles ... Is the son of Bruce and Robyn Herbig and has two siblings, Jake and Nick ... Born in Lihue, HI, and moved from Kauai to Oahu when he was in high school ... Majored in communication

COLLEGE HIGHLIGHTS: Played in 7 games (all starts) at RG (6) and RT (1) and finished with All-Pac-12 honors as a junior in 2018 ... Protected QB **K.J. Costello**, who finished with the 2nd-most single-season passing yards in school history ... Entered final season on the Outland Trophy watch list and was named to the AP preseason All-America first team ... Garnered first-team All-Pac-12 honors as a sophomore in 2017, seeing action in 13 games ... As a freshman in 2016, played in 13 games, including 6 starts at LG ... Became the first true freshman to start on Stanford's offensive line since 2012 and second since 2000

TRANSACTIONS: 2019 - Signed by PHI as undrafted free agent



JAY LIGGINS
CORNERBACK • 46




Height: 6-2 Weight: 200
DOB: April 26, 1996 (Age 23)
Hometown: Bismarck, ND (Bismarck)
College: Dickinson State

BIRDSEED: Mother moved his family from Memphis, TN, to Bismarck, ND, for an opportunity at a better life ... Mother later relocated to Colorado, but Jay and three of his siblings wanted to stay in North Dakota ... Fostered by a family friend ... Track and field and football star ... Was interested in a military career before college football

COLLEGE HIGHLIGHTS: A member of a senior class that went 35-11 (.761) overall and 21-3 (.875) in conference play from 2015-18 ... Saw action in 12 games in 2018, totaling 35 tackles (24 solo), 3.0 TFLs and a team-leading, career-high 8 INTs for 109 yards ... Played in 10 games as a junior in 2017 and produced 31 tackles (27 solo), 3.0 TFLs, 3 INTs and 1 FR ... In 2016, finished with 33 tackles (18 solo) and 1.0 TFL in 10 contests ... Posted 52 tackles (31 solo), 0.5 TFLs and 2 INTs in 11 games as a freshman in 2015

TRANSACTIONS: 2019 - Signed by PHI as undrafted free agent



SUA OPETA
OFFENSIVE GUARD • 78



Height: 6-4 Weight: 305
DOB: Aug. 15, 1996 (Age 22)
Hometown: Stansbury Park, UT (Stansbury)
College: Weber State

BIRDSEED: Attended Stansbury Park (UT) High School, where he received all-state and all-region honors ... Is the son of Amerika and Christy Opeta ... Has a twin brother, Isaia, and a sister, Malia ... Graduated from Weber State with a degree in human performance management ... Full name: Iosua Opeta (pronounced YO-sue-a O-pet-a)

COLLEGE HIGHLIGHTS: Finished his career at Weber State playing in 50 games over four seasons, including every contests in each of his final three seasons on the offensive line ... A two-time All-America and two-time first-team All-Big Sky honoree ... As a senior in 2018, was voted a consensus All-American as well as first-team All-Big Sky after starting all 13 games and serving as a team captain ... Part of a Wildcat team that won 10 games and a conference title and earned the No. 2 seed in the FCS playoffs ... Started all 14 games as a junior in 2017 as part of Weber State's historic season that included a Big Sky title, a school-record 11 wins and two wins in the FCS playoffs ... Earned All-America and All-Big Sky accolades ... As a sophomore in 2016, started all 12 games on the offensive line after moving from the defensive side of the ball in spring practice ... Named honorable mention all-conference and helped the Wildcats to the FCS playoffs

TRANSACTIONS: 2019 - Signed by PHI as undrafted free agent



KEEGAN RENDER
CENTER • 64



Height: 6-4 Weight: 307
DOB: Nov. 23, 1995 (Age 23)
Hometown: Indianola, IA (Indianola)
College: Iowa

BIRDSEED: Played football at Indianola (IA) High School ... Named to Elite All-State first team as a senior and junior ... Received all-conference honors three straight years after earning honorable mention as a freshman ... Earned three letters in track and one in basketball, while also competing in baseball ... Is the son of Karen and Terry Render

COLLEGE HIGHLIGHTS: Named third-team All-Big Ten by league media and honorable mention by coaches after starting all 13 games at center as a senior in 2018 ... Played in 13 games as a junior in 2017 ... Saw action in all 13 games, including 8 starts (7 at LG, 1 at RG) as a sophomore in 2016 ... Participated in a career-high 14 games as a redshirt freshman in 2015

TRANSACTIONS: 2019 - Signed by PHI as undrafted free agent



DEANDRE THOMPKINS
WIDE RECEIVER • 81 

Height: 5-11 Weight: 188
DOB: Oct. 1, 1995 (Age 23)
Hometown: Swansboro, NC (Swansboro)
College: Penn State

BIRDSEED: Played RB and WR at Swansboro (NC) High School ... Is the son of Shawn and Jawanna Thompkins ... His mother, Jawanna, played softball at Florida A&M ... Born in Pensacola, FL ... Graduated with degrees in psychology and criminology ... Would like to pursue a career in neuropsychology ... Enjoys playing the guitar

COLLEGE HIGHLIGHTS: Tied for 4th all-time at Penn State with 2 career punt return TDs, matching 10 other Nittany Lions (most recently: **Larry Johnson**, 1998-2002) ... Became 31st Nittany Lion with more than 1,000 career receiving yards (finished his career ranked 21st in Penn State history - 1,245) ... Appeared in 13 games (6 starts) as a senior in 2018, registering 25 receptions for 329 yards (13.2 avg.) and 2 TDs while adding 18 punt returns for 176 yards (9.8 avg.) and 1 TD ... In 2017, earned second-team All-Big Ten honors from the coaches and third-team accolades from the media voters as a return specialist ... Played in all 13 games (8 starts) and caught 28 passes for 443 yards (15.8 avg.) and 3 TDs ... Logged a career-high 319 yards and 1 TD on 24 punt returns (13.3 avg.) ... Posted 27 receptions for 440 yards (16.3 avg.) and 1 TD

TRANSACTIONS: 2019 - Signed by PHI as undrafted free agent



CASEY TUCKER
OFFENSIVE TACKLE • 76 

Height: 6-6 Weight: 315
DOB: Sept. 26, 1995 (Age 23)
Hometown: Gilbert, AZ (Hamilton)
College: Arizona State

BIRDSEED: Prepped at Hamilton (AZ) High School ... One of the elite high school recruits coming out of high school in 2013 ... Participated in the 2013 Under Armour All-American Game and was also invited to the 2014 U.S. Army All-American Game ... Graduated from Stanford with a degree in philosophy

COLLEGE HIGHLIGHTS: Played his final collegiate season at Arizona State after spending the previous three seasons at Stanford ... Selected to the Pac-12 All-Conference team (honorable mention) in 2018 ... Part of an offensive line that allowed just 15.0 sacks all season, good for the 3rd-fewest allowed by a Sun Devil offensive line in program history ... Appeared in 27 games over three years at Stanford, spending time at each tackle position ... Started 22 games, including all 14 during Stanford's 2015 Rose Bowl run his sophomore season ... Former Stanford RB **Christian McCaffrey** ran for 2,019 yards behind Tucker and company in 2015

TRANSACTIONS: 2019 - Signed by PHI as undrafted free agent ... **8/6/19** - Waived/injured by PHI ... **8/8/19** - Placed on Injured Reserve



KEVIN WILKINS
DEFENSIVE TACKLE • 78 

Height: 6-2 Weight: 304
DOB: April 10, 1995 (Age 24)
Hometown: Montvale, NJ (St. Joseph)
College: Rutgers

BIRDSEED: Played football at St. Joseph (NJ) High School ... Separated from his mother when he was 6 years old as she struggled with drug addiction ... Lived in several foster and group homes over the next few years ... Adopted by Kathleen Wilkins and eventually reunited with his biological mother ... Majored in labor and employment relations

COLLEGE HIGHLIGHTS: Started 11 games at DE as a senior in 2018, totaling 50 tackles to lead the defensive line (including 48 stops against the run) ... Recorded 6 TFLs and 3 PDs ... Presented the Bender Trophy, which is awarded to linemen to properly recognize merit ... As a junior in 2017, played in 12 games (8 starts) at DE and picked up 47 tackles with 5.5 TFLs ... Added 5 QB hurries and 2 PDs ... Finished his sophomore season in 2016 with 15 tackles, 1.5 sacks and 1 PD in 12 games (1 start at NT) ... As a redshirt freshman in 2015, appeared in all 12 games as the backup NT, totaling 14 tackles, 4.5 TFLs, 1 INT and 1 blocked FG

TRANSACTIONS: 2019 - Signed by PHI as undrafted free agent

2019 UNOFFICIAL DEPTH CHART



Compiled by the Eagles public relations staff

OFFENSE								
WR	17	Alshon Jeffery	19	J.J. Arcega-Whiteside	14	Carlton Agudosi		
LT	71	Jason Peters	77	Andre Dillard				
LG	73	Isaac Seumalo	61	Stefen Wisniewski	78	Sua Opeta	63	Anthony Fabiano
C	62	Jason Kelce	61	Stefen Wisniewski	64	Keegan Render		
RG	79	Brandon Brooks	72	Halapoulivaati Vaitai	69	Matt Pryor	67	Nate Herbig
RT	65	Lane Johnson	72	Halapoulivaati Vaitai	68	Jordan Mailata		
TE	86	Zach Ertz	88	Dallas Goedert	82	Richard Rodgers	83	Joshua Perkins
					85	Will Tye	48	Alex Ellis
WR	13	Nelson Agholor	80	Marken Michel	6	Greg Ward	81	DeAndre Thompkins
WR	10	DeSean Jackson	16	Mack Hollins	84	Charles Johnson	89	Braxton Miller
RB	24	Jordan Howard	26	Miles Sanders	43	Darren Sproles	30	Corey Clement
			28	Wendell Smallwood	33	Josh Adams	49	Boston Scott
							35	Donnel Pumphrey
QB	11	Carson Wentz	7	Nate Sudfeld	2	Cody Kessler	8	Clayton Thorson
DEFENSE								
DE	96	Derek Barnett	75	Vinny Curry	76	Shareef Miller	66	Kasim Edebali
DT	97	Malik Jackson	93	Tim Jernigan	90	Treyvon Hester	78	Kevin Wilkins
DT	91	Fletcher Cox	64	Hassan Ridgeway	98	Bruce Hector		
DE	55	Brandon Graham	94	Josh Sweat	74	Daeshon Hall	59	Eli Harold
OLB	54	Kamu Grugier-Hill	47	Nathan Gerry	50	Asantay Brown		
MLB	53	Nigel Bradham	52	Paul Worrilow	57	T.J. Edwards		
OLB	51	Zach Brown	58	L.J. Fort	49	Alex Singleton		
CB	29	Avonte Maddox	32	Rasul Douglas	45	Orlando Scandrick	48	Josh Hawkins
					33	Ajene Harris	*31	[Jalen Mills]
CB	21	Ronald Darby	22	Sidney Jones	34	Cre'Von LeBlanc	38	Jeremiah McKinnon
					46	Jay Liggins	26	Sojourn Shelton
S	23	Rodney McLeod	42	Andrew Sendejo	41	Johnathan Cyprien	35	Trae Elston
S	27	Malcolm Jenkins	37	Tre Sullivan	39	Blake Countess	36	Deiondre' Hall
SPECIAL TEAMS								
P	1	Cameron Johnston						
K	4	Jake Elliott						
H	1	Cameron Johnston						
LS	45	Rick Lovato						
PR	43	Darren Sproles	10	DeSean Jackson	49	Boston Scott		
KR	26	Miles Sanders	30	Corey Clement	35	Donnel Pumphrey		

* [Active/PUP]

PRONUNCIATION GUIDE					
Nelson Agholor	AGG-uh-lore	Kamu Grugier-Hill	KAH-moo GREW-jay	Rodney McLeod	muh-CLOUD
Carlton Agudosi	agg-uh-DOE-see	Daeshon Hall	DAY-shon	Marken Michel	MARK-en MICHELLE
J.J. Arcega-Whiteside	are-THAY-guh	Ajene Harris	uh-JAY-nay	Sua Opeta	SUE-uh OH-pet-uh
Nigel Bradham	BRAD-em	Malik Jackson	muh-LEEK	Donnel Pumphrey	don-EL PUMP-free
Corey Clement	CLEM-int	Alshon Jeffery	AL-shon jeff-ree	Andrew Sendejo	sin-DAY-ho
Johnathan Cyprien	SIP-ree-en	Jason Kelce	KELL-see	Isaac Seumalo	say-uh-MAH-low
Rasul Douglas	RAH-sool	Cre'Von LeBlanc	CRAY-von luh-BLAHNK	Sojourn Shelton	SO-jurn
Kasim Edebali	kuh-SEEM eh-dey-BAH-lee	Rick Lovato	luh-VAH-toe	Wendell Smallwood	when-DELL
Nathan Gerry	GARY	Avonte Maddox	uh-VON-tay	Halapoulivaati Vaitai	hal-lah-P00-lee VAH-tee VIE-tie
Dallas Goedert	GOD-ert	Jordan Mailata	my-LOTTA	Stefen Wisniewski	STEFF-in wiz-NEW-ski

ALPHABETICAL ROSTER



NO	NAME	POS	HT	WT	DOB	AGE	EXP	COLLEGE	HOMETOWN	HOW ACQ
33o	Adams, Josh	RB	6-2	225	10/29/96	22	2	Notre Dame	Warrington, PA	UDFA-18
13	Agholor, Nelson	WR	6-0	198	5/24/93	26	5	USC	Tampa, FL	D1-15
14	Agudosi, Carlton	WR	6-6	220	2/1/94	25	1	Rutgers	Somerset, NJ	FA-19
19	Arcega-Whiteside, J.J.	WR	6-2	225	12/31/96	22	R	Stanford	Roebuck, SC	D2b-19
96	Barnett, Derek	DE	6-3	259	6/25/96	23	3	Tennessee	Brentwood, TN	D1-17
53	Bradham, Nigel	LB	6-2	241	9/4/89	29	8	Florida State	Crawfordville, FL	FA-Buf-16
79	Brooks, Brandon	G	6-5	335	8/19/89	30	8	Miami (OH)	Milwaukee, WI	FA-Hou-16
50	Brown, Asantay	LB	6-0	230	2/3/95	24	1	Western Michigan	Muskegon, MI	UDFA-18
51	Brown, Zach	LB	6-1	250	10/23/89	29	8	North Carolina	Columbia, MD	FA-Was-19
30	Clement, Corey	RB	5-10	220	11/2/94	24	3	Wisconsin	Glassboro, NJ	UDFA-17
39	Countess, Blake	S	5-10	191	8/8/93	26	4	Auburn	Otney, MD	W-LAR-19
91	Cox, Fletcher	DT	6-4	310	12/13/90	28	8	Mississippi State	Yazoo City, MS	D1-12
75	Curry, Vinny	DE	6-3	279	6/30/88	31	8	Marshall	Neptune, NJ	FA-19
41	Cyprien, Johnathan	S	6-1	211	7/29/90	29	7	Florida International	North Miami, FL	FA-19
21	Darby, Ronald	CB	5-11	193	1/2/94	25	5	Florida State	Oxon Hill, MD	T-Buf-17
77	Dillard, Andre	T	6-5	315	10/3/95	23	R	Washington State	Woodinville, WA	D1-19
32	Douglas, Rasul	CB	6-2	209	8/29/95	23	3	West Virginia	East Orange, NJ	D3-17
66	Edebali, Kasim	DE	6-2	253	8/17/89	30	6	Boston College	Hamburg, Germany	FA-Cin-19
57	Edwards, T.J.	LB	6-1	242	8/12/96	23	R	Wisconsin	Lake Villa, IL	UDFA-19
4	Elliott, Jake	K	5-9	167	1/21/95	24	3	Memphis	La Grange, IL	PS-Cin-17
48o	Ellis, Alex	TE	6-4	245	2/10/93	26	3	Tennessee	Delmar, DE	FA-KC-19
35d	Elston, Trae	S	6-0	203	2/16/94	25	2	Mississippi	Anniston, AL	FA-19
86	Ertz, Zach	TE	6-5	250	11/10/90	28	7	Stanford	Danville, CA	D2-13
63	Fabiano, Anthony	C	6-4	303	7/13/93	26	1	Harvard	Medford, MA	FA-18
58	Fort, L.J.	LB	6-0	232	1/3/90	29	5	Northern Iowa	Waynesville, IL	FA-Pit-17
47	Gerry, Nathan	LB	6-2	230	2/23/95	24	3	Nebraska	Sioux Falls, SD	D5b-17
88	Goedert, Dallas	TE	6-5	256	1/3/95	24	2	South Dakota State	Britton, SD	D2-18
55	Graham, Brandon	DE	6-2	265	4/3/88	31	10	Michigan	Detroit, MI	D1-10
54	Grugier-Hill, Kamu	LB	6-2	230	5/16/94	25	4	Eastern Illinois	Honolulu, HI	W-NE-16
74	Hall, Daeshon	DE	6-5	265	6/14/95	24	3	Texas A&M	Lancaster, TX	PS-Hou-18
36	Hall, Deiondre'	S	6-2	206	5/31/94	25	4	Northern Iowa	Blue Springs, MO	T-Chi-18
59	Harold, Eli	DE	6-3	255	1/20/94	25	5	Virginia	Virginia Beach, VA	T-Buf-19
33d	Harris, Ajene	CB	5-10	185	6/1/96	23	R	USC	Los Angeles, CA	UDFA-19
48d	Hawkins, Josh	CB	5-10	190	1/23/93	26	4	East Carolina	Kennersville, NC	FA-18
98	Hector, Bruce	DT	6-2	296	10/7/94	24	2	South Florida	Tampa, FL	UDFA-18
67	Herbig, Nate	G	6-4	334	7/10/98	21	R	Stanford	Kalaheo, HI	UDFA-19
90	Hester, Treyvon	DT	6-2	304	9/21/92	26	3	Toledo	Penn Hills, PA	FA-18
16	Hollins, Mack	WR	6-4	221	9/16/93	25	3	North Carolina	Rockville, MD	D4a-17
24	Howard, Jordan	RB	6-0	224	11/2/94	24	4	Indiana	Gardendale, AL	T-Chi-19
10	Jackson, DeSean	WR	5-10	175	12/1/86	32	12	California	Long Beach, CA	T-TB-19
97	Jackson, Malik	DT	6-5	290	1/11/90	29	8	Tennessee	Van Nuys, CA	FA-19
17	Jeffery, Alshon	WR	6-3	218	2/14/90	29	8	South Carolina	St. Matthews, SC	FA-Chi-17
27	Jenkins, Malcolm	S	6-0	204	12/20/87	31	11	Ohio State	Piscataway, NJ	FA-NO-14
93	Jernigan, Tim	DT	6-2	295	9/24/92	26	6	Florida Staet	Lake City, FL	T-Bal-17
84	Johnson, Charles	WR	6-2	215	2/27/89	30	5	Grand Valley State	Erlanger, KY	FA-19
65	Johnson, Lane	T	6-6	317	5/8/90	29	7	Oklahoma	Groveton, TX	D1-13
1	Johnston, Cameron	P	5-11	194	2/24/92	27	2	Ohio State	Geelong, Australia	FA-18
22	Jones, Sidney	CB	6-0	181	5/21/96	23	2	Washington	Diamond Bar, CA	D2-17
62	Kelce, Jason	C	6-3	295	11/5/87	31	9	Cincinnati	Cleveland, OH	D6a-11
2	Kessler, Cody	QB	6-1	215	5/11/93	26	4	USC	Bakersfield, CA	FA-19
34	LeBlanc, Cre'Von	CB	5-10	190	7/25/94	25	4	Florida Atlantic	Belle Glade, FL	W-Det-18
46	Liggins, Jay	CB	6-2	200	4/26/96	23	R	Dickinson State	Bismarck, ND	UDFA-19
45s	Lovato, Rick	LS	6-2	249	9/9/92	26	3	Old Dominion	Middletown, NJ	FA-16
29	Maddox, Avonte	CB	5-9	184	3/31/96	23	2	Pittsburgh	Detroit, MI	D4a-18
68	Mailata, Jordan	T	6-8	346	3/31/97	22	2	---	Sydney, Australia	D7-18
38	McKinnon, Jeremiah	CB	5-11	192	6/29/93	26	1	Florida International	Miami, FL	FA-18
23	McLeod, Rodney	S	5-10	195	6/23/90	29	8	Virginia	Hyattsville, MD	FA-LAR-16
80	Michel, Marken	WR	5-11	190	7/6/93	26	1	Massachusetts	Plantation, FL	FA-19
89	Miller, Braxton	WR	6-2	215	11/30/92	26	3	Ohio State	Huber Heights, OH	FA-18
76	Miller, Shareef	DE	6-4	254	3/14/97	22	R	Penn State	Philadelphia, PA	D4-19
31	Mills, Jalen	CB	6-0	191	4/6/94	25	4	LSU	DeSoto, TX	D7a-16
78o	Opeta, Sua	G	6-4	305	8/15/96	23	R	Weber State	Stansbury Park, UT	UDFA-19
83	Perkins, Joshua	TE	6-3	223	8/5/93	26	3	Washington	Cerritos, CA	FA-18
71	Peters, Jason	T	6-4	328	1/22/82	37	16	Arkansas	Queen City, TX	T-Buf-09
69	Pryor, Matt	G/T	6-7	332	12/16/94	24	2	TCU	Lakewood, CA	D6-18
35o	Pumphrey, Donnel	RB	5-9	176	12/6/94	24	2	San Diego State	Las Vegas, NV	FA-18
64o	Render, Keegan	C	6-4	307	11/23/95	23	R	Iowa	Indianola, IA	UDFA-19
64d	Ridgeway, Hassan	DT	6-3	305	11/2/94	24	4	Texas	Mansfield, TX	T-Ind-19
82	Rodgers, Richard	TE	6-4	257	1/22/92	27	6	California	Shrewsbury, MA	FA-GB-18
26o	Sanders, Miles	RB	5-11	211	5/1/97	22	R	Penn State	Pittsburgh, PA	D2a-19
45d	Scandrick, Orlando	CB	5-10	196	2/10/87	32	12	Boise State	Los Angeles, CA	FA-KC-19
49o	Scott, Boston	RB	5-6	203	4/27/95	24	1	Louisiana Tech	Zachary, LA	PS-NO-18
42	Sendejo, Andrew	S	6-1	210	9/9/87	31	9	Rice	San Antonio, TX	FA-Min-19
73	Seumalo, Isaac	OL	6-4	303	10/29/93	25	4	Oregon State	Corvallis, OR	D3-16
26d	Shelton, Sojourn	CB	5-9	170	12/25/94	24	1	Wisconsin	Fort Lauderdale, FL	FA-19
49d	Singleton, Alex	LB	6-2	240	12/7/93	25	1	Montana State	Thousand Oaks, CA	FA-19
28	Smallwood, Wendell	RB	5-10	208	1/20/94	25	4	West Virginia	Elkton, MD	D5a-16
43	Sproles, Darren	RB	5-6	190	6/20/83	36	15	Kansas State	Olathe, KS	T-NO-14
7	Sufeld, Nate	QB	6-6	227	10/7/93	25	4	Indiana	Modesto, CA	FA-17
37	Sullivan, Tre	S	6-0	200	11/1/93	25	2	Shepherd	Brandywine, MD	UDFA-17
94	Sweat, Josh	DE	6-5	251	3/29/97	22	2	Florida State	Chesapeake, VA	D4b-18
81	Thompkins, DeAndre	WR	5-11	188	10/1/95	23	R	Penn State	Swansboro, NC	UDFA-19
8	Thorson, Clayton	QB	6-4	222	6/15/95	24	R	Northwestern	Wheaton, IL	D5-19
85	Tye, Will	TE	6-2	260	11/4/91	27	3	Stony Brook	Salisbury, CT	FA-18
72	Vaitai, Halapoulivaati	T	6-6	320	6/16/93	26	4	TCU	Haltom, TX	D5b-16
6	Ward, Greg	WR	5-11	190	7/12/95	24	1	Houston	Tyler, TX	FA-19
11	Wentz, Carson	QB	6-5	237	12/30/92	26	4	North Dakota State	Bismarck, ND	D1-16
78d	Wilkins, Kevin	DT	6-2	304	4/10/95	24	R	Rutgers	Montvale, NJ	UDFA-19
61	Wisniewski, Stefen	G/C	6-3	305	3/22/89	30	9	Penn State	Pittsburgh, PA	FA-Jax-16
52	WorriLOW, Paul	LB	6-0	230	5/1/90	29	7	Delaware	Wilmington, DE	FA-Det-18

NUMERICAL ROSTER



NO	NAME	POS	HT	WT	DOB	AGE	EXP	COLLEGE	HOMETOWN	HOW ACQ
1	Cameron Johnston	P	5-11	194	2/24/92	27	2	Ohio State	Geelong, Australia	FA-18
2	Cody Kessler	QB	6-1	215	5/11/93	26	4	USC	Bakersfield, CA	FA-19
4	Jake Elliott	K	5-9	167	1/21/95	24	3	Memphis	La Grange, IL	PS-Cin-17
6	Greg Ward	WR	5-11	190	7/12/95	24	1	Houston	Tyler, TX	FA-19
7	Nate Sudfeld	QB	6-6	227	10/7/93	25	4	Indiana	Modesto, CA	FA-17
8	Clayton Thorson	QB	6-4	222	6/15/95	24	R	Northwestern	Wheaton, IL	D5-19
10	DeSean Jackson	WR	5-10	175	12/1/86	32	12	California	Long Beach, CA	T-TB-19
11	Carson Wentz	QB	6-5	237	12/30/92	26	4	North Dakota State	Bismarck, ND	D1-16
13	Nelson Agholor	WR	6-0	198	5/24/93	26	5	USC	Tampa, FL	D1-15
14	Carlton Agudosi	WR	6-6	220	2/1/94	25	1	Rutgers	Somerset, NJ	FA-19
16	Mack Hollins	WR	6-4	221	9/16/93	25	3	North Carolina	Rockville, MD	D4a-17
17	Alshon Jeffery	WR	6-3	218	2/14/90	29	8	South Carolina	St. Matthews, SC	FA-Chi-17
19	J.J. Arcega-Whiteside	WR	6-2	225	12/31/96	22	R	Stanford	Roebuck, SC	D2b-19
21	Ronald Darby	CB	5-11	193	1/2/94	25	5	Florida State	Oxon Hill, MD	T-Buf-17
22	Sidney Jones	CB	6-0	181	5/21/96	23	2	Washington	Diamond Bar, CA	D2-17
23	Rodney McLeod	S	5-10	195	6/23/90	29	8	Virginia	Hyattsville, MD	FA-LAR-16
24	Jordan Howard	RB	6-0	224	11/2/94	24	4	Indiana	Gardendale, AL	T-Chi-19
26o	Miles Sanders	RB	5-11	211	5/1/97	22	R	Penn State	Pittsburgh, PA	D2a-19
26d	Sojourn Shelton	CB	5-9	170	12/25/94	24	1	Wisconsin	Fort Lauderdale, FL	FA-19
27	Malcolm Jenkins	S	6-0	204	12/20/87	31	11	Ohio State	Piscataway, NJ	FA-NO-14
28	Wendell Smallwood	RB	5-10	208	1/20/94	25	4	West Virginia	Elkton, MD	D5a-16
29	Avonte Maddox	CB	5-9	184	3/31/96	23	2	Pittsburgh	Detroit, MI	D4a-18
30	Corey Clement	RB	5-10	220	11/2/94	24	3	Wisconsin	Glassboro, NJ	UDFA-17
31	Jalen Mills	CB	6-0	191	4/6/94	25	4	LSU	DeSoto, TX	D7a-16
32	Rasul Douglas	CB	6-2	209	8/29/95	23	3	West Virginia	East Orange, NJ	D3-17
33o	Josh Adams	RB	6-2	225	10/29/96	22	2	Notre Dame	Warrington, PA	UDFA-18
33d	Ajene Harris	CB	5-10	185	6/1/96	23	R	USC	Los Angeles, CA	UDFA-19
34	Crae Von LeBlanc	CB	5-10	190	7/25/94	25	4	Florida Atlantic	Belle Glade, FL	W-Det-18
35d	Trae Elston	S	6-0	203	2/16/94	25	2	Mississippi	Anniston, AL	FA-19
35o	Donnel Pumphrey	RB	5-9	176	12/6/94	24	2	San Diego State	Las Vegas, NV	FA-18
36	Deiondre' Hall	S	6-2	206	5/31/94	25	4	Northern Iowa	Blue Springs, MO	T-Chi-18
37	Tre Sullivan	S	6-0	200	11/1/93	25	2	Shepherd	Brandywine, MD	UDFA-17
38	Jeremiah McKinnon	CB	5-11	192	6/29/93	26	1	Florida International	Miami, FL	FA-18
39	Blake Countess	S	5-10	191	8/8/93	26	4	Auburn	Olney, MD	W-LAR-19
41	Johnathan Cyprien	S	6-1	211	7/29/90	29	7	Florida International	North Miami, FL	FA-19
42	Andrew Sendejo	S	6-1	210	9/9/87	31	9	Rice	San Antonio, TX	FA-Min-19
43	Darren Sproles	RB	5-6	190	6/20/83	36	15	Kansas State	Olathe, KS	T-NO-14
45s	Rick Lovato	LS	6-2	249	9/9/92	26	3	Old Dominion	Middletown, NJ	FA-16
45d	Orlando Scandrick	CB	5-10	196	2/10/87	32	12	Boise State	Los Angeles, CA	FA-KC-19
46	Jay Liggins	CB	6-2	200	4/26/96	23	R	Dickinson State	Bismarck, ND	UDFA-19
47	Nathan Gerry	LB	6-2	230	2/23/95	24	3	Nebraska	Sioux Falls, SD	D5b-17
48o	Alex Ellis	TE	6-4	245	2/10/93	26	3	Tennessee	Delmar, DE	FA-KC-19
48d	Josh Hawkins	CB	5-10	190	1/23/93	26	4	East Carolina	Kennersville, NC	FA-18
49o	Boston Scott	RB	5-6	203	4/27/95	24	1	Louisiana Tech	Zachary, LA	PS-NO-18
49d	Alex Singleton	LB	6-2	240	12/7/93	25	1	Montana State	Thousand Oaks, CA	FA-19
50	Asantay Brown	LB	6-0	230	2/3/95	24	1	Western Michigan	Muskegon, MI	UDFA-18
51	Zach Brown	LB	6-1	250	10/23/89	29	8	North Carolina	Columbia, MD	FA-Was-19
52	Paul WorriLOW	LB	6-0	230	5/1/90	29	7	Delaware	Wilmington, DE	FA-Det-18
53	Nigel Bradham	LB	6-2	241	9/4/89	29	8	Florida State	Crawfordville, FL	FA-Buf-16
54	Kamu Grugier-Hill	LB	6-2	230	5/16/94	25	4	Eastern Illinois	Honolulu, HI	W-NE-16
55	Brandon Graham	DE	6-2	265	4/3/88	31	10	Michigan	Detroit, MI	D1-10
57	T.J. Edwards	LB	6-1	242	8/12/96	23	R	Wisconsin	Lake Villa, IL	UDFA-19
58	L.J. Fort	LB	6-0	232	1/3/90	29	5	Northern Iowa	Granite City, IL	FA-Pit-19
59	Eli Harold	DE	6-3	255	1/20/94	25	5	Virginia	Virginia Beach, VA	T-Buf-19
61	Stefen Wisniewski	G/C	6-3	305	3/22/89	30	9	Penn State	Pittsburgh, PA	FA-Jax-16
62	Jason Kelce	C	6-3	295	11/5/87	31	9	Cincinnati	Cleveland, OH	D6a-11
63	Anthony Fabiano	C	6-4	303	7/13/93	26	1	Harvard	Medford, MA	FA-18
64o	Keegan Render	C	6-4	307	11/23/95	23	R	Iowa	Indianola, IA	UDFA-19
64d	Hassan Ridgeway	DT	6-3	305	11/2/94	24	4	Texas	Mansfield, TX	T-Ind-19
65	Lane Johnson	T	6-6	317	5/8/90	29	7	Oklahoma	Groveton, TX	D1-13
66	Kasim Edebali	DE	6-2	253	8/17/89	30	6	Boston College	Hamburg, Germany	FA-Cin-19
67	Nate Herbig	G	6-4	334	7/10/98	21	R	Stanford	Kalaheo, HI	UDFA-19
68	Jordan Mailata	T	6-8	346	3/31/97	22	2	---	Sydney, Australia	D7-18
69	Matt Pryor	G/T	6-7	332	12/16/94	24	2	TCU	Lakewood, CA	D6-18
71	Jason Peters	T	6-4	328	1/22/82	37	16	Arkansas	Queen City, TX	T-Buf-09
72	Halapoulivaati Vaitai	T	6-6	320	6/16/93	26	4	TCU	Halton, TX	D5b-16
73	Isaac Seumalo	OL	6-4	303	10/29/93	25	4	Oregon State	Corvallis, OR	D3-16
74	Daeshon Hall	DE	6-5	265	6/14/95	24	3	Texas A&M	Lancaster, TX	PS-Hou-18
75	Vinny Curry	DE	6-3	279	6/30/88	31	8	Marshall	Neptune, NJ	FA-19
76	Shareef Miller	DE	6-4	254	3/14/97	22	R	Penn State	Philadelphia, PA	D4-19
77	Andre Dillard	T	6-5	315	10/3/95	23	R	Washington State	Woodinville, WA	D1-19
78o	Sua Opet	G	6-4	305	8/15/96	23	R	Weber State	Stansbury Park, UT	UDFA-19
78d	Kevin Wilkins	DT	6-2	304	4/10/95	24	R	Rutgers	Montvale, NJ	UDFA-19
79	Brandon Brooks	G	6-5	335	8/19/89	30	8	Miami (OH)	Milwaukee, WI	FA-Hou-16
80	Marken Michel	WR	5-11	190	7/6/93	26	1	Massachusetts	Plantation, FL	FA-19
81	DeAndre Thompkins	WR	5-11	188	10/1/95	23	R	Penn State	Swansboro, NC	UDFA-19
82	Richard Rodgers	TE	6-4	257	1/22/92	27	6	California	Shrewsbury, MA	FA-GB-18
83	Joshua Perkins	TE	6-3	223	8/5/93	26	3	Washington	Cerritos, CA	FA-18
84	Charles Johnson	WR	6-2	215	2/27/89	30	5	Grand Valley State	Erlanger, KY	FA-19
85	Will Tye	TE	6-2	260	11/4/91	27	3	Stony Brook	Salisbury, CT	FA-18
86	Zach Ertz	TE	6-5	250	11/10/90	28	7	Stanford	Danville, CA	D2-13
88	Dallas Goedert	TE	6-5	256	1/3/95	24	2	South Dakota State	Britton, SD	D2-18
89	Braxton Miller	WR	6-2	215	11/30/92	26	3	Ohio State	Huber Heights, OH	FA-18
90	Treyvon Hester	DT	6-2	304	9/21/92	26	3	Toledo	Penn Hills, PA	FA-18
91	Fletcher Cox	DT	6-4	310	12/13/90	28	8	Mississippi State	Yazoo City, MS	D1-12
93	Tim Jernigan	DT	6-2	295	9/24/92	26	6	Florida State	Lake City, FL	T-Bal-17
94	Josh Sweat	DE	6-5	251	3/29/97	22	2	Florida State	Chesapeake, VA	D4b-18
96	Derek Barnett	DE	6-3	259	6/25/96	23	3	Tennessee	Brentwood, TN	D1-17
97	Malik Jackson	DT	6-5	290	1/11/90	29	8	Tennessee	Van Nuys, CA	FA-19
98	Bruce Hector	DT	6-2	296	10/7/94	24	2	South Florida	Tampa, FL	UDFA-18

POSITIONAL ROSTER



	NO	NAME	POS	HT	WT	DOB	AGE	EXP	COLLEGE	HOMETOWN	HOW ACQ
QB	2	Cody Kessler	QB	6-1	215	5/11/93	26	4	USC	Bakersfield, CA	FA-19
	7	Nate Sudfeld	QB	6-6	227	10/7/93	25	4	Indiana	Modesto, CA	FA-17
	8	Clayton Thorson	QB	6-4	222	6/15/95	24	R	Northwestern	Wheaton, IL	D5-19
RB	11	Carson Wentz	QB	6-5	237	12/30/92	26	4	North Dakota State	Bismarck, ND	D1-16
	24	Jordan Howard	RB	6-0	224	11/2/94	24	4	Indiana	Gardendale, AL	T-Chi-19
	26	Miles Sanders	RB	5-11	211	5/1/97	22	R	Penn State	Pittsburgh, PA	D2a-19
	28	Wendell Smallwood	RB	5-10	208	1/20/94	25	4	West Virginia	Elkton, MD	D5a-16
	30	Corey Clement	RB	5-10	220	11/2/94	24	3	Wisconsin	Glassboro, NJ	UDFA-17
	33	Josh Adams	RB	6-2	225	10/29/96	22	2	Notre Dame	Warrington, PA	UDFA-18
	35	Donnel Pumphrey	RB	5-9	176	12/6/94	24	2	San Diego State	Las Vegas, NV	FA-18
	43	Darren Sproles	RB	5-6	190	6/20/83	36	15	Kansas State	Olathe, KS	T-NO-14
	49	Boston Scott	RB	5-6	203	4/27/95	24	1	Louisiana Tech	Zachary, LA	PS-NO-18
	6	Greg Ward	WR	5-11	190	7/12/95	24	1	Houston	Tyler, TX	FA-19
WR	10	DeSean Jackson	WR	5-10	175	12/1/86	32	12	California	Long Beach, CA	T-TB-19
	13	Nelson Agholor	WR	6-0	198	5/24/93	26	5	USC	Tampa, FL	D1-15
	14	Carlton Agudosi	WR	6-6	220	2/1/94	25	1	Rutgers	Somerset, NJ	FA-19
	16	Mack Hollins	WR	6-4	221	9/16/93	25	3	North Carolina	Rockville, MD	D4a-17
	17	Alshon Jeffery	WR	6-3	218	2/14/90	29	8	South Carolina	St. Matthews, SC	FA-Chi-17
	19	J.J. Arcega-Whiteside	WR	6-2	225	12/31/96	22	R	Stanford	Roebuck, SC	D2b-19
	80	Marken Michel	WR	5-11	190	7/6/93	26	1	Massachusetts	Plantation, FL	FA-19
	81	DeAndre Thompson	WR	5-11	188	10/1/95	23	R	Penn State	Swansboro, NC	UDFA-19
	84	Charles Johnson	WR	6-2	215	2/27/89	30	5	Grand Valley State	Erlanger, KY	FA-19
	89	Braxton Miller	WR	6-2	215	11/30/92	26	3	Ohio State	Huber Heights, OH	FA-18
TE	48	Alex Ellis	TE	6-4	245	2/10/93	26	3	Tennessee	Delmar, DE	FA-KC-19
	82	Richard Rodgers	TE	6-4	257	1/22/92	27	6	California	Shrewsbury, MA	FA-GB-18
	83	Joshua Perkins	TE	6-3	223	8/5/93	26	3	Washington	Cerritos, CA	FA-18
	85	Will Tye	TE	6-2	260	11/4/91	27	3	Stony Brook	Salisbury, CT	FA-18
	86	Zach Ertz	TE	6-5	250	11/10/90	28	7	Stanford	Danville, CA	D2-13
	88	Dallas Goedert	TE	6-5	256	1/3/95	24	2	South Dakota State	Britton, SD	D2-18
	61	Stefen Wisniewski	G/C	6-3	305	3/22/89	30	9	Penn State	Pittsburgh, PA	FA-Jax-16
	62	Jason Kelce	C	6-3	295	11/5/87	31	9	Cincinnati	Cleveland, OH	D6a-11
	63	Anthony Fabiano	C	6-4	303	7/13/93	26	1	Harvard	Medford, MA	FA-18
	64	Keegan Render	C	6-4	307	11/23/95	23	R	Iowa	Indianola, IA	UDFA-19
OFFENSIVE LINE	65	Lane Johnson	T	6-6	317	5/8/90	29	7	Oklahoma	Groveton, TX	D1-13
	67	Nate Herbig	G	6-4	334	7/10/98	21	R	Stanford	Kalaheo, HI	UDFA-19
	68	Jordan Mailata	T	6-8	346	3/31/97	22	2	---	Sydney, Australia	D7-18
	69	Matt Pryor	G/T	6-7	332	12/16/94	24	2	TCU	Lakewood, CA	D6-18
	71	Jason Peters	T	6-4	328	1/22/82	37	16	Arkansas	Queen City, TX	T-Buf-09
	72	Halapoulivaati Vaitai	T	6-6	320	6/16/93	26	4	TCU	Haltom, TX	D5b-16
	73	Isaac Seumalo	OL	6-4	303	10/29/93	25	4	Oregon State	Corvallis, OR	D3-16
	77	Andre Dillard	T	6-5	315	10/3/95	23	R	Washington State	Woodinville, WA	D1-19
	78	Sua Opeta	G	6-4	305	8/15/96	23	R	Weber State	Stansbury Park, UT	UDFA-19
	79	Brandon Brooks	G	6-5	335	8/19/89	30	8	Miami (OH)	Milwaukee, WI	FA-Hou-16
DEFENSIVE LINE	55	Brandon Graham	DE	6-2	265	4/3/88	31	10	Michigan	Detroit, MI	D1-10
	59	Eli Harold	DE	6-3	255	1/20/94	25	5	Virginia	Virginia Beach, VA	T-Buf-19
	64	Hassan Ridgeway	DE	6-3	305	11/2/94	24	4	Texas	Mansfield, TX	T-Ind-19
	66	Kasim Edebali	DE	6-2	253	8/17/89	30	6	Boston College	Hamburg, Germany	FA-Cin-19
	74	Daeshon Hall	DE	6-5	265	6/14/95	24	3	Texas A&M	Lancaster, TX	PS-Hou-18
	75	Vinny Curry	DE	6-3	279	6/30/88	31	8	Marshall	Neptune, NJ	FA-19
	76	Shareef Miller	DE	6-4	254	3/14/97	22	R	Penn State	Philadelphia, PA	D4-19
	78	Kevin Wilkins	DT	6-2	304	4/10/95	24	R	Rutgers	Montvale, NJ	UDFA-19
	90	Treyvon Hester	DT	6-2	304	9/21/92	26	3	Toledo	Penn Hills, PA	FA-18
	91	Fletcher Cox	DT	6-4	310	12/13/90	28	8	Mississippi State	Yazoo City, MS	D1-12
LB	93	Tim Jernigan	DT	6-2	295	9/24/92	26	6	Florida State	Lake City, FL	T-Bal-17
	94	Josh Sweat	DE	6-5	251	3/29/97	22	2	Florida State	Chesapeake, VA	D4b-18
	96	Derek Barnett	DE	6-3	259	6/25/96	23	3	Tennessee	Brentwood, TN	D1-17
	97	Malik Jackson	DT	6-5	290	1/11/90	29	8	Tennessee	Van Nuys, CA	FA-19
	98	Bruce Hector	DT	6-2	296	10/7/94	24	2	South Florida	Tampa, FL	UDFA-18
	47	Nathan Gerry	LB	6-2	230	2/23/95	24	3	Nebraska	Sioux Falls, SD	D5b-17
	49	Alex Singleton	LB	6-2	240	12/7/93	25	1	Montana State	Thousand Oaks, CA	FA-19
	50	Asantay Brown	LB	6-0	230	2/3/95	24	1	Western Michigan	Muskegon, MI	UDFA-18
	51	Zach Brown	LB	6-1	250	10/23/89	29	8	North Carolina	Columbia, MD	FA-Was-19
	52	Paul Worriolow	LB	6-0	230	5/1/90	29	7	Delaware	Wilmington, DE	FA-Det-18
DEFENSIVE BACKS	53	Nigel Bradham	LB	6-2	241	9/4/89	29	8	Florida State	Crawfordville, FL	FA-Buf-16
	54	Kamu Grugier-Hill	LB	6-2	230	5/16/94	25	4	Eastern Illinois	Honolulu, HI	W-NE-16
	57	T.J. Edwards	LB	6-1	242	8/12/96	23	R	Wisconsin	Lake Villa, IL	UDFA-19
	58	L.J. Fort	LB	6-0	232	1/3/90	29	5	Northern Iowa	Granite City, IL	FA-Pit-19
	21	Ronald Darby	CB	5-11	193	1/2/94	25	5	Florida State	Oxon Hill, MD	T-Buf-17
	22	Sidney Jones	CB	6-0	181	5/21/96	23	2	Washington	Diamond Bar, CA	D2-17
	23	Rodney McLeod	S	5-10	195	6/23/90	29	8	Virginia	Hyattsville, MD	FA-LAR-16
	26	Sojourn Shelton	CB	5-9	170	12/25/94	24	1	Wisconsin	Fort Lauderdale, FL	FA-19
	27	Malcolm Jenkins	S	6-0	204	12/20/87	31	11	Ohio State	Piscataway, NJ	FA-NO-14
	29	Avonte Maddox	CB	5-9	184	3/31/96	23	2	Pittsburgh	Detroit, MI	D4a-18
ST	31	Jalen Mills	CB	6-0	191	4/6/94	25	4	LSU	DeSoto, TX	D7a-16
	32	Rasul Douglas	CB	6-2	209	8/29/95	23	3	West Virginia	East Orange, NJ	D3-17
	33	Ajene Harris	CB	5-10	185	6/1/96	23	R	USC	Los Angeles, CA	UDFA-19
	34	Cre'Von LeBlanc	CB	5-10	190	7/25/94	25	4	Florida Atlantic	Belle Glade, FL	W-Det-18
	35	Trae Elston	S	6-0	203	2/16/94	25	2	Mississippi	Anniston, AL	FA-19
	36	Deiondre' Hall	S	6-2	206	5/31/94	25	4	Northern Iowa	Blue Springs, MO	T-Chi-18
	37	Tre Sullivan	S	6-0	200	11/1/93	25	2	Shepherd	Brandywine, MD	UDFA-17
	38	Jeremiah McKinnon	CB	5-11	192	6/29/93	26	1	Florida International	Miami, FL	FA-18
	39	Blake Countess	S	5-10	191	8/8/93	26	4	Auburn	Olney, MD	W-LAR-19
	41	Johnathan Cyprien	S	6-1	211	7/29/90	29	7	Florida International	North Miami, FL	FA-19
ST	42	Andrew Sendejo	S	6-1	210	9/9/87	31	9	Rice	San Antonio, TX	FA-Min-19
	45	Orlando Scandrick	CB	5-10	196	2/10/87	32	12	Boise State	Los Angeles, CA	FA-KC-19
	46	Jay Liggins	CB	6-2	200	4/26/96	23	R	Dickinson State	Bismarck, ND	UDFA-19
	48	Josh Hawkins	CB	5-10	190	1/23/93	26	4	East Carolina	Kennerlyville, NC	FA-18
	1	Cameron Johnston	P	5-11	194	2/24/92	27	2	Ohio State	Geelong, Australia	FA-18
	4	Jake Elliott	K	5-9	167	1/21/95	24	3	Memphis	La Grange, IL	PS-Cin-17
	45	Rick Lovato	LS	6-2	249	9/9/92	26	3	Old Dominion	Middletown, NJ	FA-16

ROSTER BREAKDOWN



HOW ACQUIRED

Year	Player	Acq
2009	Jason Peters	T-Buf
2010	Brandon Graham	D1
2011	Jason Kelce	D6a
2012	Fletcher Cox	D1
2013	Lane Johnson	D1
	Zach Ertz	D2
2014	Malcolm Jenkins	FA-NO
	Darren Sproles	T-NO
2015	Nelson Agholor	D1
2016	Carson Wentz	D1
	Isaac Seumalo	D3
	Wendell Smallwood	D5a
	Halapoulivaati Vaitai	D5b
	Jalen Mills	D7a
	Nigel Bradham	FA-Buf
	Brandon Brooks	FA-Hou
	Rodney McLeod	FA-LAR
	Stefen Wisniewski	FA-Jax
	Rick Lovato	FA
	Kamu Grugier-Hill	W-NE
2017	Derek Barnett	D1
	Sidney Jones	D2
	Rasul Douglas	D3
	Mack Hollins	D4a
	Nathan Gerry	D5b
	Alshon Jeffery	FA-Chi
	Nate Sudfeld	FA
	Corey Clement	UDFA
	Tre Sullivan	UDFA
	Ronald Darby	T-Buf
	Tim Jernigan	T-Bal
	Jake Elliott	PS-Cin
2018	Dallas Goedert	D2
	Avonte Maddox	D4a
	Josh Sweat	D4b
	Matt Pryor	D6
	Jordan Mailata	D7
	Richard Rodgers	FA-GB
	Paul WorriLOW	FA-Det
	Anthony Fabiano	FA
	Josh Hawkins	FA
	Treyvon Hester	FA
	Cameron Johnston	FA
	Jeremiah McKinnon	FA
	Braxton Miller	FA
	Joshua Perkins	FA
	Donnel Pumphrey	FA
	Will Tye	FA
	Josh Adams	UDFA
	Asantay Brown	UDFA
	Bruce Hector	UDFA
	Deiondre' Hall	T-Chi
	Cre'Von LeBlanc	W-Det
	Daeshon Hall	PS-Hou
	Boston Scott	PS-NO
2019	Andre Dillard	D1
	Miles Sanders	D2a
	J.J. Arcega-Whiteside	D2b
	Shareef Miller	D4
	Clayton Thorson	D5
	Zach Brown	FA-Was
	Kasim Edebali	FA-Cin
	Alex Ellis	FA-KC
	L.J. Fort	FA-Pit
	Orlando Scandrick	FA-KC
	Andrew Sendejo	FA-Min
	Carlton Agudosi	FA
	Vinny Curry	FA
	Johnathan Cyprien	FA
	Trae Elston	FA
	Malik Jackson	FA
	Charles Johnson	FA
	Cody Kessler	FA
	Marken Michel	FA
	Sojourn Shelton	FA
	Alex Singleton	FA
	Greg Ward	FA
	T.J. Edwards	UDFA
	Ajene Harris	UDFA
	Nate Herbig	UDFA
	Jay Liggins	UDFA
	Sua Opet	UDFA
	Keegan Render	UDFA
	DeAndre Thompkins	UDFA
	Kevin Wilkins	UDFA
	Eli Harold	T-Buf
	Jordan Howard	T-Chi
	DeSean Jackson	T-TB
	Hassan Ridgeway	T-Ind
	Blake Countess	W-LAR

BY DRAFT ROUND

Rd	Player	Team	Year
1st	Malcolm Jenkins	NO	2009
	Brandon Graham	Phi	2010
	Fletcher Cox	Phi	2012
	Lane Johnson	Phi	2013
	Nelson Agholor	Phi	2015
	Carson Wentz	Phi	2016
	Derek Barnett	Phi	2017
	Andre Dillard	Phi	2019
2nd	DeSean Jackson	Phi	2008
	Stefen Wisniewski	Oak	2011
	Zach Brown	Ten	2012
	Vinny Curry	Phi	2012
	Alshon Jeffery	Chi	2012
	Zach Ertz	Phi	2013
	Tim Jernigan	Bal	2014
	Ronald Darby	Buf	2015
	Sidney Jones	Phi	2017
	Dallas Goedert	Phi	2018
	J.J. Arcega-Whiteside	Phi	2019
	Miles Sanders	Phi	2019
3rd	Brandon Brooks	Hou	2012
	Richard Rodgers	GB	2014
	Eli Harold	SF	2015
	Cody Kessler	Cle	2016
	Braxton Miller	Hou	2016
	Isaac Seumalo	Phi	2016
	Rasul Douglas	Phi	2017
	Daeshon Hall	Car	2017
4th	Darren Sproles	SD	2005
	Nigel Bradham	Buf	2012
	Deiondre' Hall	Chi	2016
	Hassan Ridgeway	Ind	2016
	Mack Hollins	Phi	2017
	Donnel Pumphrey	Phi	2017
	Avonte Maddox	Phi	2018
	Josh Sweat	Phi	2018
	Shareef Miller	Phi	2019
5th	Orlando Scandrick	Dal	2008
	Malik Jackson	Den	2012
	Jordan Howard	Chi	2016
	Wendell Smallwood	Phi	2016
	Halapoulivaati Vaitai	Phi	2016
	Jake Elliott	Cin	2017
	Nathan Gerry	Phi	2017
	Clayton Thorson	Phi	2019
6th	Jason Kelce	Phi	2011
	Blake Countess	Phi	2016
	Kamu Grugier-Hill	NE	2016
	Nate Sudfeld	Was	2016
	Matt Pryor	Phi	2018
	Boston Scott	NO	2018
7th	Charles Johnson	GB	2013
	Jalen Mills	Phi	2016
	Treyvon Hester	Oak	2017
	Jordan Mailata	Phi	2018
FA	Jason Peters	Buf	2004
	Andrew Sendejo	Dal	2010
	L.J. Fort	Cle	2012
	Rodney McLeod	StL	2012
	Johnathan Cyprien	Jax	2013
	Paul WorriLOW	Atl	2013
	Kasim Edebali	NO	2014
	Rick Lovato	Chi	2015
	Alex Singleton	Sea	2015
	Will Tye	NYG	2015
	Alex Ellis	Ten	2016
	Trae Elston	NO	2016
	Anthony Fabiano	Bal	2016
	Josh Hawkins	GB	2016
	Cre'Von LeBlanc	NE	2016
	Jeremiah McKinnon	Dal	2016
	Marken Michel	Min	2016
	Joshua Perkins	Atl	2016
	Carlton Agudosi	Ari	2017
	Corey Clement	Phi	2017
	Cameron Johnston	Phi	2017
	Sojourn Shelton	Ari	2017
	Tre Sullivan	Phi	2017
	Greg Ward	Phi	2017
	Josh Adams	Phi	2018
	Asantay Brown	Phi	2018
	Bruce Hector	Phi	2018
	T.J. Edwards	Phi	2019
	Ajene Harris	Phi	2019
	Nate Herbig	Phi	2019
	Jay Liggins	Phi	2019
	Sua Opet	Phi	2019
	Keegan Render	Phi	2019
	DeAndre Thompkins	Phi	2019
	Kevin Wilkins	Phi	2019

BY EXPERIENCE

Player	Exp	G/S	w/Phi
Jason Peters	16	192/182	127/127
Darren Sproles	15	177/30	55/11
DeSean Jackson	12	152/146	87/86
Orlando Scandrick	12	140/76	0/0
Malcolm Jenkins	11	151/143	80/80
Brandon Graham	10	127/70	
Jason Kelce	9	110/110	
Andrew Sendejo	9	95/58	0/0
Stefen Wisniewski	9	123/101	46/24
Nigel Bradham	8	103/84	46/46
Brandon Brooks	8	96/90	46/46
Zach Brown	8	93/73	0/0
Fletcher Cox	8	109/103	
Vinny Curry	8	96/23	84/16
Malik Jackson	8	110/66	0/0
Alshon Jeffery	8	92/85	29/29
Rodney McLeod	8	97/81	33/33
Johnathan Cyprien	7	70/70	0/0
Zach Ertz	7	91/56	
Lane Johnson	7	80/80	
Paul WorriLOW	7	72/52	0/0
Kasim Edebali	6	62/2	0/0
Tim Jernigan	6	61/42	18/18
Richard Rodgers	6	70/24	7/0
Nelson Agholor	5	60/52	
Ronald Darby	5	46/45	17/16
L.J. Fort	5	61/3	0/0
Eli Harold	5	61/24	0/0
Charles Johnson	5	39/17	0/0
Blake Countess	4	37/4	0/0
Kamu Grugier-Hill	4	44/10	
Deiondre' Hall	4	23/0	13/0
Josh Hawkins	4	32/3	1/0
Jordan Howard	4	47/44	0/0
Cody Kessler	4	17/12	0/0
Cre'Von LeBlanc	4	39/14	8/4
Jalen Mills	4	39/25	
Hassan Ridgeway	4	34/6	0/0
Isaac Seumalo	4	36/15	
Wendell Smallwood	4	37/12	
Nate Sudfeld	4	3/0	
Halapoulivaati Vaitai	4	39/17	
Carson Wentz	4	40/40	
Derek Barnett	3	21/6	
Corey Clement	3	27/0	
Rasul Douglas	3	30/12	
Jake Elliott	3	31/0	
Alex Ellis	3	8/3	0/0
Nathan Gerry	3	23/3	
Daeshon Hall	3	4/0	3/0
Treyvon Hester	3	26/2	12/1
Mack Hollins	3	16/0	
Rick Lovato	3	39/0	35/0
Braxton Miller	3	21/9	0/0
Joshua Perkins	3	17/2	9/1
Will Tye	3	32/18	0/0
Josh Adams	2	14/5	
Trae Elston	2	14/1	1/0
Dallas Goedert	2	16/8	
Bruce Hector	2	8/0	
Cameron Johnston	2	16/0	
Sidney Jones	2	10/4	
Avonte Maddox	2	13/9	
Jordan Mailata	2	0/0	
Donnel Pumphrey	2	0/0	
Matt Pryor	2	0/0	
Tre Sullivan	2	12/1	
Josh Sweat	2	9/0	
Carlton Agudosi	1	0/0	
Asantay Brown	1	0/0	
Anthony Fabiano	1	9/2	0/0
Jeremiah McKinnon	1	1/0	0/0
Marken Michel	1	0/0	
Boston Scott	1	2/0	
Sojourn Shelton	1	0/0	
Alex Singleton	1	0/0	
Greg Ward	1	0/0	
J.J. Arcega-Whiteside	R	0/0	
Andre Dillard	R	0/0	
T.J. Edwards	R	0/0	
Ajene Harris	R	0/0	
Nate Herbig	R	0/0	
Jay Liggins	R	0/0	
Shareef Miller	R	0/0	
Sua Opet	R	0/0	
Keegan Render	R	0/0	
Miles Sanders	R	0/0	
DeAndre Thompkins	R	0/0	
Clayton Thorson	R	0/0	
Kevin Wilkins	R	0/0	

2019 PERSONNEL MOVES



- **January 7:** Signed WR **Carlton Agudosi** to reserve/future contract
- **January 8:** Signed LB **Alex Singleton** to reserve/future contract
- **January 9:** Signed T **Tyreek Burwell** and DB **Mercy Maston** to reserve/future contracts
- **January 14:** Signed the following players to reserve/future contracts: LB **Asantay Brown**, C **Anthony Fabiano**, G **Kaleb Johnson**, CB **Jere-miah McKinnon**, WR **Braxton Miller**, WR **Dorren Miller**, DE **Joe Os-tman**, RB **Donnel Pumphrey**, CB **Chandon Sullivan** and TE **Will Tye**
- **January 15:** Signed WR **Marken Michel** and WR **Johnny Holton** to re-serve/future contracts
- **January 30:** Signed LB **Paul Worrilow** to 1-year contract
- **January 31:** Agreed to a reworked contract with S **Rodney McLeod** through 2019
- **February 21:** Waived CB **Elie Bouka**
- **February 22:** Signed K **Jake Elliott** and LS **Rick Lovato** to 1-year con-tracts through 2019 ... Released S **Chris Maragos**
- **February 25:** Promoted **Phillip Daniels** to defensive line coach and **Carson Walch** to wide receivers coach ... Named **Matthew Harper** as assistant wide receivers coach and **T.J. Paganetti** as assistant running backs coach ... Hired **Mike Bartrum** as assistant tight ends coach, **Matt Burke** as defensive special assistant, **Roy Istvan** as assistant offensive line coach, **G.J. Kinne** as offensive special projects and **Joe Pannunzio** as director of team development
- **February 26:** Hired **Nathan Ollie** as assistant defensive line coach
- **March 1:** Agreed to terms on 3-year contract extension through 2021 with DE **Brandon Graham**
- **March 2:** Agreed to terms on 1-year contract extension through 2021 with C **Jason Kelce**
- **March 4:** Agreed to terms on 3-year contract extension through 2022 with OL **Isaac Seumalo**
- **March 11:** Signed T **Jason Peters** to 1-year contract for 2019 season
- **March 13:** Agreed to terms with DT **Malik Jackson** on 3-year contract ... Acquired WR **DeSean Jackson** and 2020 7th-round draft choice from Tampa Bay in exchange for 2019 6th-round draft choice
- **March 14:** Signed WR **DeSean Jackson** to 3-year contract through 2021 ... Acquired a 2020 5th-round draft choice from New England in exchange for DE **Michael Bennett** and a 2020 7th-round draft choice ... Signed LB **L.J. Fort** to 3-year contract through 2021
- **March 15:** Agreed to terms with CB **Ronald Darby** on 1-year contract
- **March 18:** Agreed to terms with S **Andrew Sendejo** on 1-year contract
- **March 21:** Signed DE **Vinny Curry** to 1-year contract
- **March 28:** Signed TE **Richard Rodgers** to 2-year contract ... Acquired RB **Jordan Howard** from Chicago in exchange for 2020 draft choice
- **April 9:** Signed the following players to 1-year contracts: WR **Charles Johnson**, QB **Luis Perez** and WR **Greg Ward**
- **April 15:** QB **Nate Sudfeld** signed his RFA tender
- **April 25:** Agreed to terms with DT **Tim Jernigan** on 1-year contract ... Acquired 22nd overall pick from Baltimore in exchange for 25th, 127th (4th round) and 197th (6th round) overall picks ... Selected T **Andre Dillard** (Washington State) in 1st round (22nd overal)
- **April 26:** Selected RB **Miles Sanders** (Penn State) in 2nd round (53rd overall) ... Selected WR **J.J. Arcega-Whiteside** (Stanford) in 2nd round (57th overall)
- **April 27:** Selected DE **Shareef Miller** (Penn State) in 4th round (138th overall) ... Acquired 167th (5th round) and 246th (7th round) overall picks from New England in exchange for 163rd (5th round) overall pick ... Selected QB **Clayton Thorson** (Northwestern) in 5th round (167th overall) ... Acquired DT **Hassan Ridgeway** from Indianapolis in ex-change for 246th overall pick (7th round)
- **April 29:** Exercised 5th-year option on QB **Carson Wentz**'s contract
- **April 30:** Claimed S **Godwin Igwebuike** off waivers
- **May 1:** Waived LB **Asantay Brown**, G **Kaleb Johnson** and CB **Chandon Sullivan**
- **May 3:** Signed LB **Zach Brown** to 1-year contract ... Claimed S **Blake Countess** off waivers
- **May 7:** Waived DB **Mercy Maston**
- **May 8:** Waived WR **Johnny Holton**
- **May 9:** Signed T **Andre Dillard**, RB **Miles Sanders**, WR **J.J. Arce-ga-Whiteside**, DE **Shareef Miller** and QB **Clayton Thorson** to 4-year contracts ... Signed the following 10 UDFA's: LB **Joey Alfieri**, T **Ryan bates**, LB **T.J. Edwards**, RB **Nico Evans**, G **Nate Herbig**, G **Sua Opeta**, C **Keegan Render**, DT **Anthony Rush**, WR **DeAndre Thompkins** and DT **Kevin Wilkins**
- **May 10:** Signed CB **Jay Liggins**
- **May 13:** Signed G/C **Stefen Wisniewski** and QB **Cody Kessler** ... Waived RB **Nico Evans** and QB **Luis Perez**
- **May 14:** Signed G **Johnny Gibson** ... Waived WR **Dorren Miller**
- **May 22:** Signed T **Casey Tucker**
- **May 28:** Signed WR **Devin Ross** ... Waived G **Johnny Gibson**
- **June 5:** Signed S **Trae Elston** ... Waived LB **B.J. Bello**
- **June 6:** Agreed to terms with QB **Carson Wentz** on 4-year contract extension through 2024
- **July 16:** Waived WR **Devin Ross**
- **July 19:** Agreed to terms on 1-year contract with RB **Darren Sproles**
- **July 26:** Claimed CB **Alex Brown** off waivers
- **July 27:** Signed CB **Orlando Scandrick** ... Waived DT **Anthony Rush**
- **August 2:** Signed S **Jonathan Cyprien** and TE **Alex Ellis** ... Waived LB **Joey Alfieri** and S **Godwin Igwebuike**
- **August 4:** Signed LB **Asantay Brown** ... Waived CB **Alex Brown**
- **August 6:** Signed DE **Kasim Edebal** and CB **Ajene Harris** ... Placed DE **Joe Ostman** on Injured Reserve ... Waived/injured T **Casey Tucker**
- **August 9:** Acquired DE **Eli Harold** from Buffalo in exchange for T **Ryan Bates**
- **August 11:** Signed CB **Sojourn Shelton** ... Waived/injured WR **Shelton Gibson**

2018 REGULAR SEASON STATS



Record: 9-7

Head Coach: Doug Pederson

Date	Day	Score	Opponent	Points
9/6	W	18-12	Atlanta	69,696
9/16	L	21-27	at Tampa Bay	56,552
9/23	W	20-16	Indianapolis	69,696
9/30	L	23-26 (OT)	at Tennessee	69,013
10/7	L	21-23	Minnesota	69,696
10/11	W	34-13	at N.Y. Giants	77,167
10/21	L	17-21	Carolina	69,696
10/28	W	24-18	at Jacksonville (Lon.)	85,870
11/11	L	20-27	Dallas	69,696
11/18	L	7-48	at New Orleans	73,042
11/25	W	25-22	N.Y. Giants	69,696
12/3	W	28-13	Washington	69,696
12/9	L	23-29 (OT)	at Dallas	93,127
12/16	W	30-23	at L.A. Rams	74,210
12/23	W	32-30	Houston	69,696
12/30	W	24-0	at Washington	63,188

TEAM STATS	EAGLES	OPP
Total First Downs	346	308
Rushing	94	71
Passing	221	215
Penalty	31	22
3rd Down: Made/Att	84/205	71/201
3rd Down Pct.	41.0%	35.3%
4th Down: Made/Att	14/23	11/19
4th Down Pct.	60.9%	57.9%
Possession Avg.	32:03	27:57
Total Net Yards	5845	5859
Avg. Per Game	365.3	366.2
Total Plays	1037	1002
Avg. Per Play	5.6	5.8
Net Yards Rushing	1570	1551
Avg. Per Game	98.1	96.9
Total Rushes	398	332
Net Yards Passing	4275	4308
Avg. Per Game	267.2	269.3
Sacked/Yards Lost	40/249	44/311
Gross Yards	4524	4619
Attempts/Completions	599/422	626/417
Completion Pct.	70.5%	66.6%
Had Intercepted	11	10
Punts/Average	61/48.1	65/46.1
Net Punting Avg.	42.7	42.2
Penalties/Yards	100/852	115/995
Fumbles/Ball Lost	29/12	22/7
Touchdowns	41	37
Rushing	12	14
Passing	29	22
Returns	0	1

Rushing	No.	Yds	Avg.	Lg.	TD
J.Adams	120	511	4.3	29	3
W.Smallwood	87	364	4.2	15	3
C.Clement	68	259	3.8	32	2
J.Ajayi	45	184	4.1	20	3
D.Sproles	29	120	4.1	17	1
C.Wentz	34	93	2.7	13	0
N.Agholor	3	32	10.7	16	0
N.Foles	9	17	1.9	4	0
N.Sudfeld	2	-2	-1.0	-1	0
G.Tate	1	-8	-8.0	-8	0
Team	398	1570	3.9	32	12
Opponents	332	1551	4.7	90t	14

Receiving	No.	Yds	Avg.	Lg.	TD
Z.Ertz	116	1163	10.0	34	8
A.Jeffery	65	843	13.0	52	6
N.Agholor	64	736	11.5	83t	4
D.Goedert	33	334	10.1	32t	4
G.Tate	30	278	9.3	32	1
W.Smallwood	28	230	8.2	36t	2
C.Clement	22	192	8.7	23	0
J.Matthews	20	300	15.0	56t	2
D.Sproles	15	160	10.7	37t	2
J.Adams	7	58	8.3	13	0
K.Aiken	6	53	8.8	18	0
J.Perkins	5	67	13.4	30	0
J.Ajayi	5	20	4.0	12	0
D.Carter	2	21	10.5	11	0
S.Gibson	1	48	48.0	48	0
N.Foles	1	10	10.0	15	0
R.Rodgers	1	7	7.0	7	0
C.Wentz	1	4	4.0	4	0
Team	422	4524	10.7	83t	29
Opponents	417	4619	11.1	75t	22

Interceptions	No.	Yds	Avg.	Lg.	TD
R.Douglas	3	14	4.7	17	0
A.Maddox	2	23	11.5	23	0
C.Graham	1	29	29.0	29	0
M.Jenkins	1	25	25.0	25	0
K.Grugier-Hill	1	24	24.0	24	0
R.Darby	1	16	16.0	16	0
N.Gerry	1	8	8.0	8	0
Team	10	139	13.9	29	0
Opponents	11	153	13.9	40	0

Sacks
 F.Cox 10.5, M.Bennett 9.0, C.Long 6.5, B.Graham 4.0, J.Hicks 3.0, D.Barnett 2.5, N.Bradham 2.0, K.Grugier-Hill 1.0, T.Hester 1.0, M.Jenkins 1.0, H.Ngata 1.0, D.Vaeao 1.0, Da.Hall 0.5, B.Hector 0.5, A.Maddox 0.5, **Team: 44.0**, **Opp: 40.0**

Fumbles
 Lost: C.Wentz 6, N.Foles 2, J.Adams 1, J.Ajayi 1, W.Smallwood 1, T.Sullivan 1, **Total: 12**
Opp. Recoveries: D.Alexander 1, N.Bradham 1, F.Cox 1, B.Graham 1, C.Graham 1, J.Hicks 1, M.Jenkins 1, **Total: 7**

Scoring	TD	Ru.	Rec.	Ret.	PAT	FG	2pt.	Saf.	Pts.
J.Elliott	0	0	0	0	33/35	26/31	0	--	111
Z.Ertz	8	0	8	0	---	---	0	--	48
A.Jeffery	6	0	6	0	---	---	0	--	36
W.Smallwood	5	3	2	0	---	---	1	--	32
N.Agholor	4	0	4	0	---	---	0	--	24
D.Goedert	4	0	4	0	---	---	0	--	24
J.Adams	3	3	0	0	---	---	1	--	20
J.Ajayi	3	3	0	0	---	---	1	--	20
D.Sproles	3	1	2	0	---	---	0	--	18
C.Clement	2	2	0	0	---	---	1	--	14
J.Matthews	2	0	2	0	---	---	0	--	12
G.Tate	1	0	1	0	---	---	1	--	8
Team	41	12	29	0	33/35	26/31	5	--	367
Opponents	37	14	22	1	28/32	32/37	1	--	348

2-Pt. Conversions: Team 5/6, Opponents: 1/3

Field Goals (Game-by-Game)
Elliott: [26G] [42RU] [55WL, 33G, 24G] [27G, 30G, 37G] [30G, 28G] [33G, 54WR, 30G] [36WR, 46G] [31G] [56G, 26G] [] [42G, 28G, 43G] [46G, 44G] [26G] [51G, 34G, 40G, 53WR] [47G, 35G] [33G]
Opps: [21G, 52G] [] [35G, 31G, 28G] [42G, 33G] [28LU, 37G, 45WR, 22G, 52G] [] [50G, 57G, 33G, 24G] [25G, 31G, 42WR] [38G, 19G] [25G, 51G, 29G] [44G, 47G] [28G, 45WR, 62G, 21G] [41G, 36G, 37G] [30G] []

Field Goals	1-19	20-29	30-39	40-49	50+
J.Elliott	0/0	7/7	10/11	7/8	2/5
Team	0/0	7/7	10/11	7/8	2/5
Opponents	1/1	10/11	11/11	4/7	6/7

Punting	No.	Yds	Avg.	Net	TB	In20	Lg.	Blk.
C.Johnston	61	2937	48.1	42.7	7	24	68	0
Team	61	2937	48.1	42.7	7	24	68	0
Opponents	65	2999	46.1	42.2	2	20	65	0

Punt Returns	Ret.	FC	Yds	Avg.	Lg.	TD
D.Carter	10	0	103	10.3	42	0
D.Sproles	10	9	83	8.3	14	0
C.Clement	6	2	17	2.8	10	0
G.Tate	5	0	13	2.6	12	0
N.Agholor	1	0	0	0.0	0	0
T.Sullivan	1	0	0	0.0	0	0
Team	33	11	216	6.5	42	0
Opponents	31	16	194	6.3	23	0

Kick Returns	No.	Yds	Avg.	Lg.	TD
C.Clement	13	333	25.6	48	0
D.Carter	10	204	20.4	30	0
B.Scott	4	96	24.0	35	0
S.Gibson	3	57	19.0	30	0
W.Smallwood	2	33	16.5	17	0
D.Sproles	1	2	2.0	2	0
Team	33	725	22.0	48	0
Opponents	24	540	22.5	46	0

Score By Qtr.	Q1	Q2	Q3	Q4	OT	Pts.
Team	41	107	101	115	3	367
Opponents	61	108	53	114	12	348

Passing	Att.	Cmp.	Yds.	Cmp.%	Yds./Att.	TD	TD%	Int.	Int.%	Lg	Sack	Lost	Rat.
C.Wentz	401	279	3074	69.6%	7.7	21	5.2%	7	1.7%	58	31	202	102.2
N.Foles	195	141	1413	72.3%	7.2	7	3.6%	4	2.1%	83t	9	47	96.0
N.Sudfeld	2	1	22	50.0%	11.0	1	50.0%	0	0.0%	22t	0	0	129.2
N.Agholor	1	1	15	100.0%	15.0	0	0.0%	0	0.0%	15	0	0	118.8
Team	599	422	4524	70.5%	7.6	29	4.8%	11	1.8%	83t	40	249	100.8
Opponents	626	417	4619	66.6%	7.4	22	3.5%	10	1.6%	75t	44	311	93.4

2018 DEFENSIVE STATS



DEFENSIVE STATISTICS

Player	Total	Solo	Asst.	TFL	Sacks	QBP&H	INT	PD	FF	FR
Jenkins	136	103	33	10	1.0	6	1	11	3	1
Bradham	97	77	20	3	2.0	3	0	4	0	1
Hicks	89	65	24	2	3.0	0	0	4	0	1
C.Graham	82	55	27	2	0.0	0	1	9	0	1
Douglas	60	54	6	5	0.0	0	3	4	0	0
Darby	59	50	9	3	0.0	0	1	18	0	0
Cox	53	38	15	15	10.5	80	0	1	1	1
Maddox	50	43	7	2	0.5	1	2	7	1	0
Mills	50	40	10	2	0.0	0	0	14	0	0
B.Graham	46	37	9	12	4.0	40	0	2	1	1
Jones	36	27	9	2	0.0	0	0	3	0	0
Bennett	36	26	10	15	9.0	56	0	1	2	0
Grugier-Hill	34	23	11	4	1.0	0	1	1	1	0
LeBlanc	32	26	6	1	0.0	0	0	5	0	0
Long	28	18	10	5	6.5	37	0	0	2	0
Bausby	20	16	4	1	0.0	0	0	0	0	0
Hester	20	12	8	1	1.0	7	0	0	0	0
Barnett	19	13	6	5	2.5	15	0	0	0	0
Ngata	19	10	9	4	1.0	4	0	1	1	0
Gerry	18	13	5	0	0.0	0	1	1	0	0
T.Sullivan	17	11	6	0	0.0	0	0	1	0	0
McLeod	16	9	7	0	0.0	0	0	5	0	0
C.Sullivan	11	7	4	0	0.0	0	0	1	0	0
McDougle	9	6	3	0	0.0	1	0	1	0	0
Vaeao	6	2	4	1	1.0	1	0	0	0	0
Jernigan	4	3	1	1	0.0	1	0	0	0	0
Sweat	4	1	3	0	0.0	2	0	0	0	0
McGill	3	2	1	1	0.0	2	0	0	0	0
Hector	3	0	3	0	0.5	1	0	0	0	0
Da.Hall	2	2	0	0	0.5	1	0	0	0	0
Totals	1059	789	270	97	44.0	258	10	94	12	6

*Tackle totals already factor in sacks and TFLs; QBP&H = QB Pressures + Hits

INDIVIDUAL SINGLE-GAME BESTS

TACKLES	16 by C.Graham at Ten. (9/30)
TACKLES FOR LOSS	4 by F.Cox at Was. (12/30)
SACKS	3.0 by Cox at Was. (12/30)
PASSES DEFENSED	5 by Darby (2x) vs. Atl. (9/6) & vs. Car. (10/21)
INTERCEPTIONS	1 by 7 players
	Darby at TB (9/16); Douglas vs. Atl. (9/6), at Dal. (12/9) & at Was. (12/30); Gerry vs. Was. (12/3); C.Graham at Dal. (12/9); Grugier-Hill at NYG (10/11); Jenkins vs. NYG (11/25); Maddox at Ten. (9/30) & at LAR (12/16)
FORCED FUMBLES	1 by 8 players
	Bennett at NYG (10/11) & at Dal. (12/9); Cox at Was. (12/30); B.Graham vs. Was. (12/3); Grugier-Hill at LAR (12/16); Jenkins at TB (9/16), vs. Dal. (11/11) & vs. NYG (11/25); Long vs. Atl. (9/6) & vs. Hou. (12/23); Maddox at Jax. (10/28); Ngata vs. Was. (12/3)
FUMBLE RECOVERIES	1 by 7 players
	Alexander at LAR (12/16); Bradham vs. Min. (10/7); Cox vs. Hou. (12/23); B.Graham at Dal. (12/9); C.Graham at LAR (12/16); Hicks at TB (9/16); Jenkins at Jax. (10/28)
SPECIAL TEAMS TACKLES	3 by Sullivan vs. Car. (10/21)

SPECIAL TEAMS TACKLES (82)

Kamu Grugier-Hill	11
LaRoy Reynolds	9
Tre Sullivan	8
Deiondre' Hall	5
Avonte Maddox	5
D.J. Alexander	4
Corey Clement	4
Nathan Gerry	4
Malcolm Jenkins	4
B.J. Bello	3
Dallas Goedert	3
Corey Graham	3
Rick Lovato	3
Joshua Perkins	3
DeAndre Carter	2
Shelton Gibson	2
Jalen Mills	2
Wendell Smallwood	2
Josh Adams	1
Rasul Douglas	1
Daeshon Hall	1
Cameron Johnston	1
Cre'Von LeBlanc	1

TURNOVER LEADERS

INTERCEPTIONS	FUMBLE RECOVERIES	FORCED FUMBLES	ST TURNOVERS				
Rasul Douglas	3	Nigel Bradham	1	Malcolm Jenkins	3	D.J. Alexander (FR on PR)	1
Avonte Maddox	2	Fletcher Cox	1	Michael Bennett	2		
Ronald Darby	1	Brandon Graham	1	Chris Long	2		
Nathan Gerry	1	Corey Graham	1	5 Players tied with	1		
Corey Graham	1	Jordan Hicks	1				
Kamu Grugier-Hill	1	Malcolm Jenkins	1				
Malcolm Jenkins	1						

DEFENSIVE STATISTIC LEADERS

SACKS	TACKLES FOR LOSS	QB PRESSURES & HITS	PASSES DEFENSED				
Fletcher Cox	10.5	Michael Bennett	15	Fletcher Cox	80	Ronald Darby	18
Michael Bennett	9.0	Fletcher Cox	15	Michael Bennett	56	Jalen Mills	14
Chris Long	6.5	Brandon Graham	12	Brandon Graham	40	Malcolm Jenkins	11
Brandon Graham	4.0	Malcolm Jenkins	10	Chris Long	37	Corey Graham	9
Jordan Hicks	3.0			Derek Barnett	15	Avonte Maddox	7

2018 REGULAR SEASON STATS



RED ZONE

Team	Total	TD	FG	MFG	Dwn.	Fbl.	INT	Clk.	Pnt.	TD%	Score%
EAGLES	57	33	17	1	1	2	3	0	285	57.9	87.7
Opponents	56	25	23	2	3	0	1	2	238	44.6	85.7

GOAL-TO-GO

Team	Total	TD	FG	MFG	Dwn.	Fbl.	INT	Clk.	Pnt.	TD%	Score%
EAGLES	31	23	5	0	1	1	1	0	176	74.2	90.3
Opponents	26	14	10	0	1	0	0	1	125	53.8	92.3

EAGLES WEEKLY NFL RANKINGS

Week	OFFENSE			DEFENSE		
	Rush	Pass	Total	Rush	Pass	Total
Week 1	18th	31st	t-29th	6th	t-14th	7th
Week 2	t-18th	23rd	24th	1st	28th	19th
Week 3	11th	20th	19th	1st	17th	9th
Week 4	11th	17th	20th	1st	19th	10th
Week 5	16th	19th	20th	2nd	22nd	10th
Week 6	14th	20th	18th	2nd	23rd	12th
Week 7	21st	15th	19th	2nd	24th	14th
Week 8	20th	16th	18th	4th	25th	14th
Week 9	18th	14th	15th	2nd	25th	17th
Week 10	22nd	10th	13th	7th	23rd	16th
Week 11	25th	14th	19th	12th	26th	23rd
Week 12	24th	13th	19th	11th	28th	24th
Week 13	23rd	12th	17th	10th	26th	21st
Week 14	28th	12th	19th	10th	30th	25th
Week 15	27th	12th	17th	11th	31st	27th
Week 16	28th	8th	13th	7th	32nd	28th
Week 17	28th	7th	14th	7th	30th	23rd

MOST FIRST DOWNS EARNED

Player	Rushing	Receiving	Total
Zach Ertz	--	66	66
Alshon Jeffery	--	48	48
Wendell Smallwood	22	9	31
Nelson Agholor	2	28	30
Josh Adams	23	3	26
Corey Clement	15	10	25
Dallas Goedert	--	15	15
Jordan Matthews	--	14	14
Jay Ajayi	11	1	12
Darren Sproles	6	6	12
Golden Tate	--	10	10
Carson Wentz	9	1	10
Nick Foles	6	1	7
Joshua Perkins	--	4	4
Kamar Aiken	--	2	2
DeAndre Carter	--	1	1
Shelton Gibson	--	1	1
Richard Rodgers	--	1	1

LONGEST DRIVES

	EAGLES	OPPONENTS
MOST PLAYS:	19 at Was. (12/30) 19-87-11:49 Touchdown	16 at Ten. (9/30) 16-75-6:14 Touchdown
MOST YARDS:	97 at Ten. (9/30) 8-97-4:52 Touchdown	91 vs. Min. (10/7) 6-91-2:01 Field Goal
MOST TIME:	11:29 at Was. (12/30) 19-87-11:49 Touchdown	8:09 vs. Dal. (11/11) 14-64-8:09 Field Goal

LONGEST TOUCHDOWN DRIVES

	EAGLES	OPPONENTS
MOST PLAYS:	19 at Was. (12/30) 19-87-11:49	16 at Ten. (9/30) 16-75-6:14
MOST YARDS:	97 at Ten. (9/30) 8-97-4:52	90 vs. Was. (12/3) 1-90-0:13
MOST TIME:	11:29 at Was. (12/30) 19-87-11:49	8:05 at Dal. (11/9) 13-75-8:05

PENALTY BREAKDOWN

Unit (Yards Lost)	Phi.	Opp.
Total Penalties	100 (852)	115 (995)
Offensive	54 (418)	52 (405)
Defensive	29 (279)	42 (404)
Special Teams	17 (155)	21 (181)
First Downs Given Up	22	31

REPLAY CHALLENGES

	Challenges	No. Overturned
EAGLES	6	3
Opponents	1	0

2018 GAME-BY-GAME STATS



GAME-BY-GAME TEAM STATS

	First Downs					3rd Down	4th Dn.	Time	Total Net Yds			Rushing				Passing				Punting			Fumble			Red Zone			TDs								
	Total	Rush	Pass	Pen	Conv				Att	Pct	Conv	Att	Yards	Plays	Avg	Att	Yards	Sacks	Gross	Att	Comp	Pct	INT	No	Yards	No	Lost	No		TD	FG						
9/6 Atl	18	7	6	5	8	16	.500	0	0	32:10	64	232	3.6	27	113	4.2	119	2	13	132	35	20	.571	1	6	52.2	47.0	11	101	2	1	3	2	1	2	0	0
9/16 at TB	24	8	14	2	5	15	.333	3	5	35:39	75	412	5.5	24	91	3.8	321	3	13	334	48	35	.729	0	5	56.0	46.2	6	55	2	2	3	3	0	2	1	0
9/23 Ind	26	10	12	4	6	14	.426	0	0	40:12	77	379	4.9	35	152	4.3	227	5	28	255	37	25	.676	1	3	42.7	42.0	10	110	4	1	4	2	2	1	1	0
9/30 at Ten	25	6	18	1	5	15	.333	0	0	34:25	76	432	5.7	22	117	5.3	315	4	33	348	50	33	.660	0	6	51.3	40.0	8	77	3	1	4	1	3	0	2	0
10/7 Min	21	4	15	2	2	9	.222	1	1	27:13	55	364	6.6	17	81	4.8	283	3	28	311	35	24	.686	0	4	46.8	41.3	8	52	2	2	5	2	2	0	2	0
10/11 at NYG	23	5	15	3	9	16	.563	0	0	32:30	68	379	5.6	31	108	3.5	271	1	7	278	36	26	.722	0	5	48.0	48.0	4	25	3	0	6	4	2	1	3	0
10/21 Car	21	6	14	1	3	12	.250	3	4	35:17	65	342	5.3	24	58	2.4	284	4	26	310	37	30	.811	0	3	45.0	41.0	4	35	3	1	4	2	0	0	2	0
10/28 at Jax (Lon.)	22	7	15	0	7	12	.583	0	0	32:38	62	395	6.4	28	133	4.8	262	4	24	286	30	21	.700	1	3	51.7	41.3	4	36	1	1	2	1	1	0	3	0
11/11 Dal	23	3	20	0	4	10	.400	0	2	26:38	62	421	6.8	16	71	4.4	350	2	10	360	44	32	.727	1	2	44.0	44.0	0	0	2	0	3	2	1	0	2	0
11/18 at NO	13	2	9	2	3	10	.300	0	2	22:26	48	196	4.1	12	58	4.8	138	3	18	156	33	19	.576	3	4	39.8	36.5	6	49	0	0	1	0	0	1	0	0
11/25 NYG	19	6	11	2	3	11	.273	1	1	32:38	60	341	5.7	29	127	4.4	214	3	22	236	28	20	.714	0	4	50.3	39.0	7	46	0	0	3	2	1	1	1	0
12/3 Was	28	8	18	2	7	13	.538	0	1	39:19	72	436	6.1	33	130	3.9	306	0	0	306	39	27	.692	1	2	46.5	46.0	5	38	3	0	5	3	0	1	2	0
12/9 at Dal	16	1	12	3	1	9	.111	1	1	22:32	48	256	5.3	14	34	2.4	222	2	6	228	32	22	.688	0	6	46.0	43.5	5	49	1	1	4	3	1	0	3	0
12/16 at LAR	17	7	9	1	4	13	.308	0	1	31:36	61	381	6.2	30	111	3.7	270	0	0	270	31	24	.774	1	3	51.7	52.3	6	49	0	0	5	3	1	3	0	0
12/23 Hou	25	4	18	3	9	16	.563	4	4	33:45	73	519	7.1	22	57	2.6	462	1	9	471	50	35	.700	1	2	48.0	34.0	11	105	3	2	2	1	1	0	4	0
12/30 at Was	25	10	15	0	8	14	.571	1	1	43:19	71	360	5.1	34	129	3.8	231	3	12	243	34	29	.853	1	3	41.0	34.3	5	25	1	0	3	2	1	0	3	0
Totals	346	94	221	31	84	205	.410	14	23	32:03	1,037	5,845	5.6	398	1,570	3.9	4,275	40	249	4,524	599	422	.705	11	61	48.1	42.7	100	852	30	12	57	33	17	12	29	0

98.1
365.3
267.2

	First Downs					3rd Down	4th Dn.	Time	Total Net Yds			Rushing				Passing				Punting			Fumble			Red Zone			TDs								
	Total	Rush	Pass	Pen	Conv				Att	Pct	Conv	Att	Yards	Plays	Avg	Att	Yards	Sacks	Gross	Att	Comp	Pct	INT	No	Yards	No	Lost	No		TD	FG						
9/6 Atl	16	4	9	3	4	15	.267	0	1	27:50	65	299	4.6	18	74	4.1	225	4	26	251	43	21	.488	1	6	47.7	42.8	15	135	1	0	5	1	1	1	0	0
9/16 at TB	18	1	17	0	4	10	.400	0	0	24:21	58	436	7.5	23	43	1.9	393	2	9	402	33	27	.818	1	6	43.3	41.2	4	44	1	1	2	2	0	0	4	0
9/23 Ind	14	3	9	2	2	12	.167	1	2	19:48	56	209	3.7	13	68	5.2	141	2	23	164	41	25	.610	0	5	44.4	43.6	11	77	0	0	5	1	3	0	1	0
9/30 at Ten	22	3	16	3	5	16	.313	3	3	35:30	68	397	5.8	22	70	3.2	327	3	17	344	43	30	.698	1	5	50.8	36.4	4	30	1	0	4	3	1	1	2	0
10/7 Min	19	5	13	1	4	11	.364	0	0	32:47	61	375	6.1	23	77	3.3	298	1	3	301	37	30	.811	0	2	39.0	39.0	4	23	2	1	4	1	2	0	1	1
10/11 at NYG	17	5	11	1	4	14	.286	0	1	27:30	64	401	6.3	17	147	8.6	254	4	27	281	43	24	.558	1	5	50.6	41.2	5	61	2	0	3	0	2	1	0	0
10/21 Car	19	6	13	0	5	11	.455	1	1	24:43	58	371	6.4	17	121	7.1	250	2	19	269	39	25	.641	0	5	41.8	35.0	5	78	0	0	3	3	0	1	2	0
10/28 at Jax (Lon.)	16	5	10	1	6	14	.429	1	2	27:22	62	335	5.4	17	70	4.1	265	4	21	286	41	24	.585	0	2	48.0	48.0	5	45	2	1	3	1	2	0	1	0
11/11 Dal	23	9	14	0	8	16	.500	1	1	33:22	68	410	6.0	28	171	6.1	239	4	31	270	36	26	.722	0	4	40.8	36.0	5	37	2	0	5	3	2	2	1	0
11/18 at NO	28	6	21	1	6	11	.545	1	1	37:34	69	546	7.9	37	173	4.7	373	0	0	373	32	23	.719	0	2	49.5	50.5	8	69	0	0	5	4	1	2	4	0
11/25 NYG	18	4	14	0	5	12	.417	0	0	27:22	57	402	7.1	18	126	7.0	276	2	21	297	37	26	.703	1	3	44.3	43.0	11	91	1	0	3	1	2	1	1	0
12/3 Was	10	4	4	2	2	10	.200	0	0	20:41	42	235	5.6	14	104	7.4	131	3	19	150	25	17	.680	1	6	48.3	45.2	10	69	2	0	1	0	1	1	0	0
12/9 at Dal	32	6	23	3	10	19	.526	1	1	45:33	93	576	6.2	36	142	3.9	434	3	21	455	54	42	.778	2	2	51.0	46.5	11	111	2	1	4	1	2	0	3	0
12/16 at LAR	23	5	18	0	4	12	.333	0	1	28:24	74	413	5.6	18	82	4.6	325	2	14	339	55	34	.618	1	3	51.7	52.3	5	50	3	2	6	2	3	2	0	0
12/23 Hou	25	4	17	4	3	10	.300	0	1	26:15	63	371	5.9	19	62	3.3	309	4	30	339	40	29	.725	0	4	40.3	37.5	10	61	2	1	3	2	1	2	2	0
12/30 at Was	8	1	6	1	0	9	.000	2	4	16:41	44	89	2.0	12	21	1.8	68	4	30	98	28	13	.464	1	5	44.8	44.4	2	15	1	0	0	0	0	0	0	0
Totals	308	71	215	22	72	202	.356	11	19	27:57	1,002	5,865	5.9	332	1,551	4.7	4,308	44	311	4,619	627	416	.663	10	65	46.1	42.2	115	996	22	7	56	25	23	14	22	1

99.9
366.6
269.3

2018 GAME-BY-GAME LEADERS



EAGLES INDIVIDUAL LEADERS

Date	Opp	Pass Yds.	Rushing Yds.	Receptions	Receiving Yds.	Touchdowns	Sacks	Tackles
9/6	vs. Atl	N.Foles - 117	J.Ajayi - 62	N.Agholor - 8	Z.Ertz - 48	J.Ajayi - 2	2 Players - 1.5	R.McLeod - 10
9/16	at TB	N.Foles - 334	C.Clement - 30	Z.Ertz - 11	Z.Ertz - 94	3 Players - 1	2 Players - 1.0	J.Hicks - 10
9/23	vs. Ind	C.Wentz - 255	2 Players - 56	D.Goedert - 7	2 Players - 73	2 Players - 1	D.Barnett - 1.5	J.Hicks - 8
9/30	at Ten	C.Wentz - 348	J.Ajayi - 70	Z.Ertz - 10	Z.Ertz - 112	2 Players - 1	3 Players - 1.0	C.Graham - 16
10/7	vs. Min	C.Wentz - 311	J.Ajayi - 29	Z.Ertz - 10	Z.Ertz - 110	2 Players - 1	B.Graham - 1.0	4 Players - 9
10/11	at NYG	C.Wentz - 278	W.Smallwood - 51	A.Jeffery - 8	N.Agholor - 91	A.Jeffery - 2	4 Players - 1.0	M.Jenkins - 10
10/21	vs. Car	C.Wentz - 310	W.Smallwood - 32	Z.Ertz - 9	Z.Ertz - 138	2 Players - 1	M.Bennett - 1.0	M.Jenkins - 10
10/28	at Jax	C.Wentz - 286	J.Adams - 61	3 Players - 4	J.Matthews - 93	3 Players - 1	C.Long - 2.0	J.Hicks - 12
11/11	vs. Dal	C.Wentz - 360	J.Adams - 47	Z.Ertz - 14	Z.Ertz - 145	Z.Ertz - 2	M.Bennett - 2.0	M.Jenkins - 13
11/18	at NO	C.Wentz - 156	J.Adams - 53	G.Tate - 5	G.Tate - 48	J.Adams - 1	NONE	2 Players - 10
11/25	vs. NYG	C.Wentz - 236	J.Adams - 84	Z.Ertz - 7	Z.Ertz - 91	2 Players - 1	2 Players - 1.0	2 Players - 9
12/3	vs. Was	C.Wentz - 306	J.Adams - 85	Z.Ertz - 9	G.Tate - 85	3 Players - 1	3 Players - 1.0	R.Douglas - 8
12/9	at Dal	C.Wentz - 228	J.Adams - 36	A.Jeffery - 6	A.Jeffery - 50	3 Players - 1	2 Players - 1.5	C.Graham - 14
12/16	at LAR	N.Foles - 270	W.Smallwood - 48	A.Jeffery - 8	A.Jeffery - 160	W.Smallwood - 2	2 Players - 1.0	M.Jenkins - 14
12/23	vs. Hou	N.Foles - 471	D.Sproles - 32	Z.Ertz - 12	N.Agholor - 116	Z.Ertz - 2	C.Long - 2.0	R.Douglas - 11
12/30	at Was	N.Foles - 221	W.Smallwood - 53	2 Players - 5	A.Jeffery - 59	N.Agholor - 2	F.Cox - 3.0	R.Douglas - 5

OPPONENT INDIVIDUAL LEADERS

Date	Opp	Pass Yds.	Rushing Yds.	Receptions	Receiving Yds.	Touchdowns	Sacks	Tackles
9/6	vs. Atl	M.Ryan - 251	D.Freeman - 36	J.Jones - 10	J.Jones - 169	T.Coleman - 1	2 Players - 1.0	D.Jones - 9
9/16	at TB	R.Fitzpatrick - 402	P.Barber - 22	M.Evans - 10	D.Jackson - 129	4 Players - 1	3 Players - 1.0	L.David - 9
9/23	vs. Ind	A.Luck - 164	A.Luck - 33	3 Players - 5	T.Hilton - 50	R.Grant - 1	D.Leonard - 2.0	D.Leonard - 13
9/30	at Ten	M.Mariota - 344	M.Mariota - 46	2 Players - 9	C.Davis - 161	3 Players - 1	4 Players - 1.0	K.Byard - 11
10/7	vs. Min	K.Cousins - 301	L.Murray - 42	S.Diggs - 10	A.Thielen - 116	2 Players - 1	3 Players - 1.0	2 Players - 6
10/11	at NYG	E.Manning - 281	S.Barkley - 130	S.Barkley - 9	S.Barkley - 99	S.Barkley - 1	O.Vernon - 1.0	L.Collins - 10
10/21	vs. Car	C.Newton - 269	C.Newton - 49	2 Players - 6	D.Funchess - 62	3 Players - 1	3 Players - 1.0	L.Kuechly - 14
10/28	at Jax.	B.Bortles - 286	B.Bortles - 43	T.Yeldon - 7	T.Yeldon - 83	D.Westbrook - 1	4 Players - 1.0	Tel.Smith - 8
11/11	vs. Dal	D.Prescott - 270	E.Elliott - 151	2 Players - 6	A.Cooper - 75	E.Elliott - 2	2 Players - 1.0	L.Vander Esch - 13
11/18	at NO	D.Brees - 363	M.Ingram - 103	T.Smith - 10	T.Smith - 157	M.Ingram - 2	3 Players - 1.0	M.Lattimore - 4
11/25	vs. NYG	E.Manning - 297	S.Barkley - 101	S.Barkley - 7	O.Beckham - 85	S.Barkley - 2	3 Players - 1.0	L.Collins - 9
12/3	vs. Was	M.Sanchez - 100	A.Peterson - 98	2 Players - 4	J.Doctson - 51	A.Peterson - 1	NONE	2 Players - 9
12/9	at Dal	D.Prescott - 455	E.Elliott - 113	E.Elliott - 12	A.Cooper - 217	A.Cooper - 3	2 Players - 1.0	J.Smith - 9
12/16	at LAR	J.Goff - 339	T.Gurley - 48	T.Gurley - 10	T.Gurley - 76	T.Gurley - 2	NONE	J.Johnson - 14
12/23	vs. Hou	D.Watson - 339	D.Watson - 49	D.Hopkins - 9	D.Hopkins - 104	D.Watson - 2	J.Clowney - 1.0	Z.Cunningham - 12
12/30	at Was	J.Johnson - 91	C.Thompson - 10	C.Thompson - 5	J.Doctson - 33	NONE	3 Players - 1.0	Z.Brown - 11

2018 THIRD-DOWN EFFICIENCY



EAGLES THIRD-AND...

Date	Opponent	1	2	3	4	5	6	7	8	9	10+	Total
9/6	vs. Atl	3-3	1-1	0-1	0-1	1-2	0-1	1-1	2-2	0-1	0-3	8-16
9/16	at TB	1-1	1-2	0-1	1-2	0-0	0-0	2-2	0-2	0-0	0-5	5-15
9/23	vs. Ind	1-1	1-2	0-0	1-2	1-1	1-2	0-0	0-0	1-2	0-4	6-14
9/30	at Ten	0-0	0-0	1-3	2-3	0-0	1-2	0-0	0-0	0-1	1-6	5-15
10/7	vs. Min	1-3	0-0	0-1	0-0	0-0	0-0	1-2	0-0	0-0	0-3	2-9
10/11	at NYG	1-1	0-1	1-1	0-2	1-3	1-1	3-3	1-1	0-0	1-3	9-16
10/21	vs. Car	0-1	1-3	1-2	0-0	0-2	1-1	0-0	0-0	0-0	0-3	3-12
10/28	at Jax	0-0	1-1	2-2	0-0	0-0	1-1	0-1	0-0	1-2	2-5	7-12
11/11	vs. Dal	2-3	0-1	0-0	0-0	0-1	0-0	0-1	0-0	0-1	2-3	4-10
11/18	at NO	0-0	1-1	1-2	0-2	1-2	0-2	0-0	0-0	0-0	0-1	3-10
11/25	vs. NYG	0-1	0-1	1-1	0-1	0-0	0-1	0-1	1-1	1-1	0-3	3-11
12/3	vs. Was	2-2	0-0	0-1	2-3	1-1	0-0	0-1	0-1	2-2	0-2	7-13
12/9	at Dal	0-1	0-0	0-1	1-2	0-0	0-1	0-0	0-2	0-1	0-1	1-9
12/16	at LAR	0-0	1-1	0-1	1-1	1-3	1-1	0-0	0-1	0-0	0-5	4-13
12/23	vs. Hou	1-3	0-0	4-5	0-0	0-0	1-1	0-0	1-1	0-0	2-6	9-16
12/30	at Was	1-1	3-3	1-2	1-1	0-2	1-1	0-0	1-2	0-0	0-2	8-14
Totals:		13-21	10-17	12-24	8-20	6-17	8-15	7-12	6-13	5-12	8-55	84-205
		61.9	58.8	50.0	40.0	35.3	53.3	58.3	46.2	41.7	14.5	41.0

OPPONENTS THIRD-AND...

Date	Opponent	1	2	3	4	5	6	7	8	9	10+	Total
9/6	vs. Atl	0-1	0-0	0-3	0-0	1-1	0-1	0-0	1-2	0-0	2-7	4-15
9/16	at TB	0-0	1-1	1-1	0-0	1-2	0-0	1-1	0-0	0-0	0-5	4-10
9/23	vs. Ind	0-0	0-0	0-1	0-1	0-1	0-1	0-2	1-3	1-2	0-1	2-12
9/30	at Ten	2-3	0-0	1-2	0-2	1-1	0-0	0-1	0-1	0-0	1-6	5-16
10/7	vs. Min	3-3	0-1	0-1	0-1	0-0	0-0	0-1	1-1	0-0	0-3	4-11
10/11	at NYG	1-1	0-0	1-2	0-1	1-2	0-0	0-1	0-1	0-0	1-6	4-14
10/21	vs. Car	2-2	1-1	1-1	0-0	0-1	1-1	0-0	0-0	0-0	0-5	5-11
10/28	at Jax	0-2	2-3	0-0	1-1	0-0	0-1	3-3	0-1	0-0	0-3	6-14
11/11	vs. Dal	1-1	3-4	0-0	0-1	0-0	1-1	1-2	1-2	0-1	1-4	8-16
11/18	at NO	0-1	1-1	3-3	0-1	1-1	0-1	0-0	0-0	1-1	0-2	6-11
11/25	vs. NYG	0-0	0-0	1-1	0-1	0-0	1-2	0-1	2-2	1-1	0-4	5-12
12/3	vs. Was	0-0	0-0	0-0	0-0	0-1	0-0	2-2	0-0	0-0	0-7	2-10
12/9	at Dal	1-2	1-1	2-3	1-1	0-0	1-2	2-2	0-1	1-1	0-5	9-18
12/16	at LAR	2-3	0-1	1-1	0-0	0-1	0-0	0-0	0-0	0-0	1-6	4-12
12/23	vs. Hou	0-1	0-1	0-0	0-0	0-0	0-1	0-0	0-0	0-0	3-7	3-10
12/30	at Was	0-0	0-2	0-2	0-0	0-0	0-1	0-0	0-0	0-0	0-4	0-9
Totals:		12-20	9-16	11-21	2-10	5-11	4-12	9-16	6-14	4-6	9-75	71-201
		60.0	56.3	52.4	20.0	45.5	33.3	56.3	42.9	66.7	12.0	35.3

2018 DRIVE EFFICIENCY



EAGLES GAME-BY-GAME DRIVES

Date	Opponent	Quarterback	Drives	Drives Ended By...									Points Yielded	Points Per Drive	Drive Efficiency
				TD	FG	MFG	Punt	Down	INT	FUM	Safety	Clock			
9/6	vs. Atl	Foles	11	2	1	0	6	0	1	0	0	1	18	1.64	27.3
9/16	at TB	Foles	13	3	0	1	5	2	0	2	0	0	21	1.62	23.1
9/23	vs. Ind	Wentz	11	2	2	1	3	0	1	1	0	1	20	1.82	36.4
9/30	at Ten	Wentz	12	2	3	0	6	0	0	1	0	0	23	1.92	41.7
10/7	vs. Min	Wentz	11	2	2	0	4	0	0	2	0	1	21	1.91	36.4
10/11	at NYG	Wentz	12	4	2	1	5	0	0	0	0	0	34	2.83	50.0
10/21	vs. Car	Wentz	9	2	1	1	3	0	0	1	0	1	17	1.89	33.3
10/28	at Jax	Wentz	10	3	1	0	3	0	1	1	0	1	24	2.40	40.0
11/11	vs. Dal	Wentz	11	2	2	0	2	2	1	0	0	2	20	1.82	36.4
11/18	at NO	Wentz	11	1	0	0	4	2	3	0	0	1	7	0.64	9.1
11/25	vs. NYG	Wentz	10	2	3	0	4	0	0	0	0	1	25	2.50	50.0
12/3	vs. Was	Wentz	11	3	2	0	2	1	1	0	0	2	28	2.55	45.5
12/9	at Dal	Wentz	11	3	1	0	6	0	0	1	0	0	23	2.09	36.4
12/16	at LAR	Foles	12	3	3	1	3	1	1	0	0	0	30	2.50	50.0
12/23	vs. Hou	Foles	12	4	2	0	2	0	1	2	0	1	32	2.67	50.0
12/30	at Was	Foles	7	2	1	0	3	0	1	0	0	0	17	2.43	42.9
		Sudfeld	2	1	0	0	0	0	0	0	0	1	7	3.50	50.0
		TOTAL at Was	9	3	1	0	3	0	1	0	0	1	24	2.67	44.4
SEASON TOTALS															
		Wentz	119	26	19	3	42	5	7	7	0	10	242	2.03	37.8
		Foles	55	14	7	2	19	3	4	4	0	2	118	2.15	38.2
		Sudfeld	2	1	0	0	0	0	0	0	0	1	7	3.50	50.0
		TEAM	176	41	26	5	61	8	11	11	0	13	367	2.09	38.1

OPPONENTS GAME-BY-GAME DRIVES

Date	Opponent	Quarterback	Drives	Drives Ended By...									Points Yielded	Points Per Drive	Drive Efficiency
				TD	FG	MFG	Punt	Down	INT	FUM	Safety	Clock			
9/6	vs. Atl	Ryan	12	1	2	0	6	1	1	0	0	1	12	1.00	25.0
9/16	at TB	Fitzpatrick	13	4	0	0	6	0	1	1	0	1	27	2.08	30.8
9/23	vs. Ind	Luck	11	1	3	0	5	1	0	0	0	1	16	1.45	36.4
9/30	at Ten	Mariota	12	3	2	0	5	0	1	0	0	1	26	2.17	41.7
10/7	vs. Min	Cousins	10	1	3	2	2	0	0	1	0	1	16	1.60	40.0
10/11	at NYG	Manning	13	1	2	1	5	1	1	0	0	2	13	1.00	23.1
10/21	vs. Car	Newton	9	3	0	0	5	0	0	0	0	1	21	2.33	33.3
10/28	at Jax	Bortles	10	1	4	0	2	1	0	1	0	1	18	1.80	50.0
11/11	vs. Dal	Prescott	10	3	2	1	4	0	0	0	0	0	27	2.70	50.0
11/18	at NO	Brees	9	6	2	0	1	0	0	0	0	0	48	5.33	88.9
		Bridgewater	2	0	0	0	1	0	0	0	0	1	0	0.0	0.0
		TOTAL at NO	11	6	2	0	2	0	0	0	0	1	48	4.36	72.7
11/25	vs. NYG	Manning	10	2	3	0	3	0	1	0	0	1	22	2.20	50.0
12/3	vs. Was	Sanchez	8	1	1	0	5	0	1	0	0	0	10	1.25	25.0
		McCoy	2	0	1	0	1	0	0	0	0	0	3	1.50	50.0
		TOTAL vs. Was	10	1	2	0	6	0	1	0	0	0	13	1.30	30.0
12/9	at Dal	Prescott	13	3	3	1	2	0	2	1	0	1	29	2.23	46.2
12/16	at LAR	Goff	12	2	3	0	3	1	1	1	0	1	23	1.92	41.7
12/23	vs. Hou	Watson	11	4	1	0	4	1	0	1	0	0	30	2.73	45.5
12/30	at Was	Johnson	9	0	0	0	5	2	1	0	0	1	0	0.00	0.00
SEASON TOTALS															
		OPPONENTS	176	36	32	5	65	8	10	6	0	14	341	1.94	38.6

2018 TURNOVER BREAKDOWN



TAKEAWAYS

Date	Opponent	Turnover	Starting L.O.S.	Point of Turnover	Resulting L.O.S	Quarter	Result (Points)
9/6	vs. Atl	*R.Douglas INT (M.Ryan)	PHI 15	PHI 4	PHI 4	4	Interception (0)
9/16	at TB	R.Darby INT (R.Fitzpatrick)	TB 47	PHI 37	TB 47	1	Punt (0)
		J.Hicks FR (M.Jenkins FF of M.Evans)	TB 49	PHI 30	PHI 43	4	Downs (0)
9/23	vs. Ind	NONE					
9/30	at Ten	A.Maddox INT (M.Mariota)	TEN 20	TEN 40	TEN 17	2	Field Goal (3)
10/7	vs. Min	N.Bradham FR (K.Cousins FUM, aborted)	MIN 42	MIN 30	MIN 30	4	Punt (0)
10/11	at NYG	K.Grugier-Hill INT (E.Manning)	NYG 33	NYG 40	NYG 16	1	Touchdown (7)
10/21	vs. Car	NONE					
10/28	at Jax	M.Jenkins FR (A.Maddox FF of K.Cole)	JAX 42	PHI 45	PHI 44	2	Touchdown (7)
11/11	vs. Dal	NONE					
11/18	at NO	NONE					
11/25	vs. NYG	M.Jenkins INT (E.Manning)	PHI 27	PHI 2	PHI 27	2	Clock (0)
12/3	vs. Was	N.Gerry INT (M.Sanchez)	WAS 32	WAS 43	WAS 35	4	Field Goal (3)
12/9	at Dal	R.Douglas INT (D.Prescott)	PHI 23	PHI 1	PHI 18	2	Punt (0)
		C.Graham INT (D.Prescott)	DAL 9	DAL 31	DAL 2	3	Touchdown (6)
		B.Graham FR (M.Bennett FF of D.Prescott)	PHI 44	PHI 45	PHI 45	3	Field Goal (3)
12/16	at LAR	A.Maddox INT (J.Goff)	LA 44	PHI 42	PHI 42	2	Downs (0)
		C.Graham FR (K.Grugier-Hill FF of J.Goff)	LA 34	LA 28	LA 12	3	Touchdown (7)
		(ST) - D.Alexander FR (J.Natson FUM)	PHI 15	LA 36	LA 36	4	Missed FG (0)
12/23	vs. Hou	F.Cox FR (C.Long FF of D.Watson)	PHI 44	HOU 47	HOU 44	4	Touchdown (6)
12/30	at Was	R.Douglas INT (J.Johnson)	WAS 23	PHI 33	PHI 30	1	Interception (0)

Totals: 17 takeaways resulting in 42 points

GIVEAWAYS

Date	Opponent	Turnover	Starting L.O.S.	Point of Turnover	Resulting L.O.S	Quarter	Result (Points)
9/6	Atl	(ST) - T.Sullivan muffed punt (K.Ishmael FR)	---	PHI 32	PHI 32	3	Interception (0)
		N.Foles INT (D.Jones)	PHI 29	PHI 47	PHI 27	4	Touchdown (6)
9/16	at TB	N.Foles FUM (K.Alexander FF, C.Davis FR)	PHI 46	PHI 47	PHI 47	1	Interception (0)
		W.Smallwood FUM on lateral (L.David FR)	PHI 21	PHI 19	PHI 16	4	Clock (0)
9/23	vs. Ind	C.Wentz INT (A.Walker)	PHI 25	PHI 28	PHI 17	3	Field Goal (3)
		C.Wentz FUM (M.Hunt FF, M.Hunt FR)	PHI 19	PHI 13	PHI 13	3	Field Goal (3)
9/30	at Ten	C.Wentz FUM (H. Landry FF, D.Morgan FR)	PHI 40	PHI 35	PHI 35	4	Field Goal (3)
10/7	vs. Min	+C.Wentz FUM (S.Weatherly FF, L.Joseph FR)	MIN 31	MIN 36	---	2	Touchdown (7)
		*J.Ajayi FUM (E.Kendricks FR)	MIN 6	MIN 5	MIN 5	3	Field Goal (3)
10/11	at NYG	NONE					
10/21	vs. Car	*C.Wentz FUM (J.Peppers FF, K.Love FR)	CAR 14	CAR 22	CAR 22	4	Clock (0)
10/28	at Jax	C.Wentz FUM (M.Dareus FF, Tel.Smith FR)	JAX 37	JAX 33	JAX 28	1	Field Goal (3)
		(TB) - C.Wentz INT (J.Ramsey)	JAX 23	End Zone	JAX 20	1	Punt (0)
11/11	vs. Dal	C.Wentz INT (L.Vander Esch)	DAL 44	DAL 34	PHI 38	1	Field Goal (3)
11/18	at NO	C.Wentz INT (M.Lattimore)	PHI 30	NO 16	NO 16	1	Touchdown (7)
		C.Wentz INT (C.Banjo)	PHI 39	NO 17	NO 17	4	Punt (0)
		* (TB) - C.Wentz INT (C.Banjo)	NO 28	End Zone	NO 20	4	Clock (0)
11/25	vs. NYG	NONE					
12/3	vs. Was	*C.Wentz INT (J.Norman)	WAS 5	End Zone	WAS 38	3	Punt (0)
12/9	at Dal	C.Wentz FUM (T.Crawford FF, M.Collins FR)	DAL 37	DAL 38	DAL 38	2	Field Goal (3)
12/16	at LAR	*N.Foles INT (A.Talib)	LA 18	LA 5	LA 35	4	Field Goal (3)
12/23	vs. Hou	N.Foles FUM (J.Clowney FF, J.Clowney FR)	PHI 14	PHI 5	PHI 5	2	Touchdown (6)
		N.Foles INT (B.McKinney)	PHI 44	PHI 46	PHI 46	3	Punt (0)
		J.Adams FUM (Z.Cunningham FF, J.Reid FR)	HOU 49	HOU 45	HOU 45	4	Touchdown (7)
12/30	at Was	N.Foles INT (D.Everett)	WAS 23	WAS 7	WAS 31	1	Punt (0)

Totals: 23 giveaways resulting in 57 points

L.O.S. - Line of scrimmage, * - Red zone play, + - Touchdown return, **(ST)** - Special teams play, **(TB)** - Touchback, **(OFF)** - Offensive Recovery

2018 PLAYS OF 20+ YARDS



WEEK 1 - EAGLES VS. FALCONS (9/6)

EAGLES: 0 pass, 1 rush

Description	Run	Pass
Corey Clement run	21	

FALCONS: 4 pass, 1 rush

Description	Run	Pass
Matt Ryan to Julio Jones		36
Matt Ryan to Julio Jones		33
Matt Ryan to Tevin Coleman		26
Matt Ryan to Julio Jones		22
Devonta Freeman run	20	

WEEK 2 - EAGLES at BUCCANEERS (9/16)

EAGLES: 3 pass, 1 rush

Description	Run	Pass
Nick Foles to Nelson Agholor		50
Nick Foles to Zach Ertz		34
Nick Foles to Joshua Perkins		30
Jay Ajayi run	20	

BUCCANEERS: 4 pass, 0 rush

Description	Run	Pass
Ryan Fitzpatrick to DeSean Jackson		75T
Ryan Fitzpatrick to O.J. Howard		75T
Ryan Fitzpatrick to DeSean Jackson		28
Ryan Fitzpatrick to O.J. Howard		20

WEEK 3 - EAGLES vs. COLTS (9/23)

EAGLES: 3 pass, 0 rush

Description	Run	Pass
Carson Wentz to Wendell Smallwood		34
Carson Wentz to Zach Ertz		28
Carson Wentz to Dallas Goedert		21

COLTS: 2 pass, 1 rush

Description	Run	Pass
Andrew Luck run		33
Andrew Luck to T.Y. Hilton		29
Andrew Luck to Ryan Grant		22

WEEK 4 - EAGLES at TITANS (9/30)

EAGLES: 3 pass, 0 rush

Description	Run	Pass
Carson Wentz to Jordan Matthews		56T
Carson Wentz to Alshon Jeffery		31
Carson Wentz to Zach Ertz		24

TITANS: 4 pass, 0 rush

Description	Run	Pass
Marcus Mariota to Corey Davis		51
Marcus Mariota to Corey Davis		28
Marcus Mariota to Corey Davis		25
Marcus Mariota to Corey Davis		20

WEEK 5 - EAGLES vs. VIKINGS (10/7)

EAGLES: 6 pass, 0 rush

Description	Run	Pass
Carson Wentz to Shelton Gibson		48
Carson Wentz to Alshon Jeffery		31
Carson Wentz to Wendell Smallwood		23
Carson Wentz to Zach Ertz		23
Carson Wentz to Nelson Agholor		20
Carson Wentz to Zach Ertz		20

VIKINGS: 4 pass, 1 rush

Description	Run	Pass
Kirk Cousins to Adam Thielen		68
Kirk Cousins to Stefon Diggs		25
Kirk Cousins to Adam Thielen		24
Kirk Cousins to Stefon Diggs		24
Stefon Diggs run	20	

WEEK 6 - EAGLES at GIANTS (10/11)

EAGLES: 3 pass, 0 rush

Description	Run	Pass
Carson Wentz to Nelson Agholor		58
Carson Wentz to Nelson Agholor		32
Carson Wentz to Corey Clement		20

GIANTS: 4 pass, 2 rush

Description	Run	Pass
Eli Manning to Saquon Barkley		55
Saquon Barkley run	50T	
Saquon Barkley run	46	
Eli Manning to Cody Latimer		39
Eli Manning to Scott Simonson		24
Eli Manning to Sterling Shepard		20

WEEK 7 - EAGLES vs. PANTHERS (10/21)

EAGLES: 5 pass, 0 rush

Description	Run	Pass
Carson Wentz to Alshon Jeffery		29
Carson Wentz to Zach Ertz		27
Carson Wentz to Zach Ertz		22
Carson Wentz to Dallas Goedert		21
Carson Wentz to Alshon Jeffery		20

PANTHERS: 3 pass, 1 rush

Description	Run	Pass
Cam Newton to Torrey Smith		35
Jarius Wright run	34	
Cam Newton to Jarius Wright		28
Cam Newton to Christian McCaffrey		22

2018 PLAYS OF 20+ YARDS



WEEK 8 - EAGLES AT JAGUARS (10/28)

EAGLES: 5 pass, 1 rush

Description	Run	Pass
Carson Wentz to Nelson Agholor		39
Carson Wentz to Wendell Smallwood		36T
Carson Wentz to Jordan Matthews		36
Carson Wentz to Dallas Goedert		32T
Carson Wentz to Jordan Matthews		31
Josh Adams run	21	

JAGUARS: 3 pass, 0 rush

Description	Run	Pass
Blake Bortles to T.J. Yeldon		37
Blake Bortles to Donte Moncrief		24
Blake Bortles to David Grinnage		24

WEEK 10 - EAGLES vs. COWBOYS (11/11)

EAGLES: 3 pass, 1 rush

Description	Run	Pass
Carson Wentz to Nelson Agholor		51
Josh Adams run	29	
Carson Wentz to Zach Ertz, lateral to Golden Tate		23
Carson Wentz to Zach Ertz		21

COWBOYS: 4 pass, 2 rush

Description	Run	Pass
Ezekiel Elliott run	35	
Ezekiel Elliott run	32	
Dak Prescott to Michael Gallup		25
Dak Prescott to Amari Cooper		24
Dak Prescott to Allen Hurns		23
Dak Prescott to Cole Beasley		21

WEEK 11 - EAGLES at SAINTS (11/18)

EAGLES: 0 pass, 1 rush

Description	Run	Pass
Josh Adams run	28T	

SAINTS: 8 pass, 1 rush

Description	Run	Pass
Mark Ingram run	38	
Drew Brees to Tre'Quan Smith		38
Drew Brees to Alvin Kamra		37T
Drew Brees to Michael Thomas		30
Drew Brees to Michael Thomas		30
Drew Brees to D.Arnold		23
Drew Brees to Michael Thomas		23T
Drew Brees to Tre'Quan Smith		22
Drew Brees to Tre'Quan Smith		21

WEEK 12 - EAGLES vs. GIANTS (11/25)

EAGLES: 3 pass, 1 rush

Description	Run	Pass
Corey Clement run	32	
Carson Wentz to Zach Ertz		24
Carson Wentz to Corey Clement		23
Carson Wentz to Alshon Jeffery		21

GIANTS: 4 pass, 2 rush

Description	Run	Pass
Saquon Barkley run	51T	
Eli Manning to Odell Beckham		39
Eli Manning to Russell Shepard		29
Eli Manning to Rhett Ellison		29
Saquon Barkley run	26	
Eli Manning to Rhett Ellison		20

WEEK 13 - EAGLES vs. REDSKINS (12/3)

EAGLES: 4 pass, 0 rush

Description	Run	Pass
Carson Wentz to Nelson Agholor		39
Carson Wentz to Golden Tate		32
Carson Wentz to Corey Clement		23
Carson Wentz to Zach Ertz		20

REDSKINS: 2 pass, 1 rush

Description	Run	Pass
Adrian Peterson	90T	
Colt McCoy to Josh Doctson		32
Mark Sanchez to Josh Doctson		20

WEEK 14 - EAGLES at COWBOYS (12/9)

EAGLES: 3 pass, 1 rush

Description	Run	Pass
Carson Wentz to Nelson Agholor		42
Carson Wentz to Dallas Goedert		26
Carson Wentz to Darren Sproles		25
Josh Adams run	24	

COWBOYS: 4 pass, 1 rush

Description	Run	Pass
Dak Prescott to Amari Cooper		75T
Dak Prescott to Amari Cooper		28T
Dak Prescott to Amari Cooper		27
Dak Prescott to Blake Jarwin		22
Ezekiel Elliott run	20	



WEEK 15 - EAGLES AT RAMS (12/16)

EAGLES: 3 pass, 0 rush

Description	Run	Pass
Nick Foles to Alshon Jeffery		50
Nick Foles to Alshon Jeffery		36
Nick Foles to Alshon Jeffery		26

RAMS: 4 pass, 1 rush

Description	Run	Pass
Jared Goff to Josh Reynolds		33
Todd Gurley run	21	
Jared Goff to Robert Woods		20
Jared Goff to Brandin Cooks		20
Jared Goff to Gerald Everett		20

WEEK 16 - EAGLES vs. TEXANS (12/23)

EAGLES: 7 pass, 0 rush

Description	Run	Pass
Nick Foles to Nelson Agholor		83T
Nick Foles to Alshon Jeffery		52
Nick Foles to Darren Sproles		37T
Nick Foles to Darren Sproles		31
Nick Foles to Dallas Goedert		24
Nick Foles to Zach Ertz		23T
Nick Foles to Zach Ertz		20

TEXANS: 4 pass, 0 rush

Description	Run	Pass
Deshaun Watson to Vyncint Smith		35T
Deshaun Watson to DeAndre Carter		24
Deshaun Watson to Jordan Akins		22
Deshaun Watson to D'Onta Foreman		20

WEEK 17 - EAGLES at REDSKINS (12/30)

EAGLES: 2 pass, 0 rush

Description	Run	Pass
Nick Foles to Dallas Goedert		25
Nate Sudfeld to Nelson Agholor		22T

REDSKINS: 1 pass, 0 rush

Description	Run	Pass
Josh Johnson to Josh Doctson		20

2018 POSTSEASON STATS



Record: 1-1

Head Coach: Doug Pederson

1/6	W	16-15	at Chicago	62,462
1/13	L	14-20	at New Orleans	73,027

TEAM STATS	EAGLES	OPP
Total First Downs	36	42
Rushing	4	12
Passing	28	26
Penalty	4	4
3rd Down: Made/Att	8/20	13/31
3rd Down Pct.	40.0%	41.9%
4th Down: Made/Att	1/1	2/2
4th Down Pct.	100.0%	100.0%
Possession Avg.	26:29	33:31
Total Net Yards	550	776
Avg. Per Game	275.0	388.0
Total Plays	111	134
Avg. Per Play	5.0	5.8
Net Yards Rushing	91	202
Avg. Per Game	45.5	101.0
Total Rushes	39	49
Net Yards Passing	459	574
Avg. Per Game	229.5	287.0
Sacked/Yards Lost	1/8	4/30
Gross Yards	467	604
Attempts/Completions	71/43	81/54
Completion Pct.	60.6%	66.7%
Had Intercepted	4	1
Punts/Average	10/46.7	9/41.9
Net Punting Avg.	45.9	42.0
Penalties/Yards	7/55	14/136
Fumbles/Ball Lost	0/0	2/0
Touchdowns	4	3
Rushing	1	0
Passing	3	3
Returns	0	0

Rushing	No.	Yds	Avg.	Lg.	TD
W.Smallwood	18	53	2.9	10	0
D.Sproles	16	25	1.6	10	0
N.Agholor	1	12	12.0	12	0
J.Adams	1	2	2.0	2	0
N.Foles	3	-1	-0.3	1t	1
Team	39	91	2.3	12	1
Opponents	49	202	4.1	36	0

Receiving	No.	Yds	Avg.	Lg.	TD
A.Jeffery	11	145	13.2	30	0
Z.Ertz	10	102	10.2	17	0
G.Tate	7	64	9.1	28	1
D.Sproles	5	35	7.0	14	0
N.Agholor	4	38	9.5	13	0
W.Smallwood	3	26	8.7	22	0
D.Goedert	2	20	10.0	10t	1
J.Matthews	1	37	37.0	37t	1
Team	43	467	10.9	37t	3
Opponents	54	604	11.2	45	3

Interceptions	No.	Yds	Avg.	Lg.	TD
C.LeBlanc	1	0	0.0	0	0
Team	1	0	0.0	0	0
Opponents	4	14	3.5	14	0

Sacks
B.Graham 1.5, M.Bennett 1.0, T.Jernigan 1.0, C.Long 0.5, Team: 4.0, Opp: 1.0

Fumbles
Lost: None Total: 0 Opp. Recoveries: None Total: 0

Score By Qtr.	Q1	Q2	Q3	Q4	OT	Pts.
Team	17	0	7	6	0	30
Opponents	0	16	7	12	0	35

Passing	Att.	Cmp.	Yds.	Cmp.%	Yds./Att.	TD	TD%	Int.	Int.%	Lg	Sack	Lost	Rat.
N.Foles	71	43	467	60.6%	6.6	3	4.2%	4	5.6%	37t	1	8	70.6
Team	71	43	467	60.6%	6.6	3	4.2%	4	5.6%	37t	1	8	70.6
Opponents	81	54	604	66.7%	7.5	3	3.7%	1	1.2%	45	4	30	95.9

Scoring	TD	Ru.	Rec.	Ret.	PAT	FG	2pt.	Saf.	Pts.
G.Tate	1	0	1	0	---	---	--	--	6
N.Foles	1	1	0	0	---	---	--	--	6
J.Matthews	1	0	1	0	---	---	--	--	6
J.Elliott	0	0	0	0	3/3	1/1	--	--	6
D.Goedert	1	0	1	0	---	---	--	--	6
Team	4	1	3	0	3/3	1/1	--	--	30
Opponents	3	0	3	0	2/2	5/7	--	--	35

2-Pt. Conversions: Team 0/1, Opponents: 0/1

Field Goals (Game-by-Game)
Elliott: (43G)
Opps: (36G, 29G, 34G, 43B) (45G, 39G, 52WR)

Field Goals	1-19	20-29	30-39	40-49	50+
J.Elliott	0/0	0/0	0/0	1/1	0/0
Team	0/0	0/0	0/0	1/1	0/0
Opponents	0/0	1/1	3/3	1/2	0/1

Punting	No.	Yds	Avg.	Net	TB	In20	Lg.	Blk.
C.Johnston	10	467	46.7	45.9	0	4	54	0
Team	10	467	46.7	45.9	0	4	54	0
Opponents	9	377	41.9	42.0	0	4	50	0

Punt Returns	Ret.	FC	Yds	Avg.	Lg.	TD
D.Sproles	1	3	-1	-1.0	0	0
Team	1	3	-1	-1.0	0	0
Opponents	3	6	8	2.7	8	0

Kick Returns	No.	Yds	Avg.	Lg.	TD
B.Scott	3	54	18.0	21	0
Team	3	54	18.0	21	0
Opponents	5	110	22.0	35	0

DEFENSIVE SINGLE-GAME BESTS	
TACKLES	11 by Jenkins at NO (1/13)
TACKLES FOR LOSS	2 by 3 players
Bennett at Chi. (1/6); Bradham at Chi. (1/6); Jenkins at NO (1/13)	
SACKS	1.0 by 2 players
Bennett at Chi. (1/6); B.Graham at NO (1/13)	
PASSES DEFENSED	3 by 2 players
Maddox at Chi. (1/6); T.Sullivan at Chi. (1/6)	
INTERCEPTIONS	1 by LeBlanc at NO (1/13)
FORCED FUMBLES	1 by B.Graham at NO (1/13)
FUMBLE RECOVERIES	NONE
SPECIAL TEAMS TACKLES	2 by Deiondre' Hall at NO (1/13)

SPECIAL TEAMS TACKLES (9)	
Deiondre' Hall	2
D.J. Alexander	1
Nathan Gerry	1
Dallas Goedert	1
Kamu Grugier-Hill	1
Cre'Von LeBlanc	1
LaRoy Reynolds	1
Tre Sullivan	1

BLOCKED KICKS (1)	
Treyvon Hester (FG)	1

DEFENSIVE STATISTICS										
Player	Total	Solo	Asst.	TFL	Sacks	QBP&H	INT	PD	FF	FR
Jenkins	18	13	5	2	0.0	0	0	0	0	0
Maddox	17	13	4	0	0.0	0	0	4	0	0
Bradham	16	13	3	2	0.0	1	0	2	0	0
C.Graham	16	9	7	0	0.0	0	0	0	0	0
Hicks	12	8	4	1	0.0	0	0	0	0	0
LeBlanc	11	8	3	0	0.0	0	1	3	0	0
Douglas	10	9	1	0	0.0	0	0	2	0	0
T.Sullivan	9	8	1	0	0.0	0	0	3	0	0
Bennett	7	6	1	3	1.0	4	0	0	0	0
Cox	7	4	3	1	0.0	5	0	0	0	0
B.Graham	5	4	1	1	1.5	4	0	0	1	0
Hawkins	4	3	1	0	0.0	0	0	0	0	0
Jernigan	4	2	2	1	1.0	3	0	0	0	0
Long	3	2	1	0	0.5	6	0	0	0	0
Ngata	2	1	1	0	0.0	1	0	0	0	0
Hester	1	1	0	0	0.0	0	0	0	0	0
Grugier-Hill	1	0	1	0	0.0	0	0	0	0	0
Reynolds	1	0	1	0	0.0	0	0	0	0	0
Totals	144	104	40	11	4.0	24	1	14	1	0

*Tackle totals already factor in sacks and TFLs; QBP&H = QB Pressures + Hits

2018 POSTSEASON STATS



RED ZONE

Team	Total	TD	FG	MFG	Dwn.	Fbl.	INT	Clk.	Pnt.	TD%	Score%
EAGLES	4	3	1	0	0	0	0	0	23	75.0	100.0
Opponents	5	2	3	0	0	0	0	0	23	40.0	100.0

GOAL-TO-GO

Team	Total	TD	FG	MFG	Dwn.	Fbl.	INT	Clk.	Pnt.	TD%	Score%
EAGLES	3	3	0	0	0	0	0	0	20	100.0	100.0
Opponents	2	2	0	0	0	0	0	0	14	100.0	100.0

EAGLES WEEKLY NFL RANKINGS

Week	OFFENSE			DEFENSE		
	Rush	Pass	Total	Rush	Pass	Total
Wild Card	8th	2nd	5th	2nd	8th	6th
Divisional	12th	7th	11th	7th	11th	11th

MOST FIRST DOWNS EARNED

Player	Rushing	Receiving	Total
Alshon Jeffery	--	8	8
Zach Ertz	--	6	6
Nelson Agholor	1	3	4
Golden Tate	--	4	4
Wendell Smallwood	1	2	3
Darren Sproles	1	2	3
Dallas Goedert	--	2	2
Nick Foles	1	--	1
Jordan Matthews	--	1	1

LONGEST DRIVES

	EAGLES	OPPONENTS
MOST PLAYS:	12 at Chi. (1/6) 12-60-3:52 Touchdown	18 at NO (1/13) 18-92-11:29 Touchdown
MOST YARDS:	83 at Chi. (1/6) 7-83-4:23 Touchdown	92 at NO (1/13) 18-92-11:29 Touchdown
MOST TIME:	5:28 at Chi. (1/6) 10-50-5:28 Field Goal	11:29 at NO (1/13) 18-92-11:29 Touchdown

LONGEST TOUCHDOWN DRIVES

	EAGLES	OPPONENTS
MOST PLAYS:	12 at Chi. (1/6) 12-60-3:52	18 at NO (1/13) 18-92-11:29
MOST YARDS:	83 at Chi. (1/6) 7-83-4:23	92 at NO (1/13) 18-92-11:29
MOST TIME:	5:14 at NO (1/13) 10-75-5:14	11:29 at NO (1/13) 18-92-11:29

PENALTY BREAKDOWN

Unit (Yards Lost)	Phi.	Opp.
Total Penalties	7 (55)	14 (136)
Offensive	2 (10)	7 (52)
Defensive	4 (40)	5 (71)
Special Teams	1 (5)	2 (13)
First Downs Given Up	4	4

REPLAY CHALLENGES

	Challenges	No. Overturned
EAGLES	0	0
Opponents	0	0



POSTSEASON GAME-BY-GAME TEAM STATS

OFFENSE	First Downs		3rd Down		4th Dn.		Time		Total Net Yds		Rushing		Passing		Punting		Penalty		Fumble		Red Zone		TDs															
	Total	Rush	Pass	Pen	Conv	Att	Pct	Conv	Att	Plays	Yards	Avg	Att	Yards	Gross	Comp	Pct	INT	No	Yards	No	Yards	Net	Avg	No	Yards	No	Yards	Lost	FG	TD	No	Yards	Rush	Pass	Ret		
1/6 at Chi	21	2	17	2	6	13	.462	1	1	30:48	47	300	4.7	23	42	1.8	258	1	8	266	40	25	.625	2	5	45.2	45.2	3	25	0	0	3	2	1	0	2	0	
1/13 at NO	15	2	11	2	2	7	.286	0	0	22:10	47	250	5.3	16	49	3.1	201	0	0	201	31	18	.581	2	5	48.2	46.6	4	30	0	0	1	1	0	1	1	0	
Totals	36	4	28	4	8	20	.400	1	1	26:29	111	550	5.0	39	91	2.3	459	1	8	467	71	43	.606	4	10	46.7	45.9	7	55	0	0	4	3	1	1	3	0	
										275.0		45.5					229.5																					
DEFENSE	Total	Rush	Pass	Pen	Conv	Att	Pct	Conv	Att	Plays	Yards	Avg	Att	Yards	Sacks	Net	Yards	Gross	Comp	Pct	INT	No	Yards	Net	Avg	No	Yards	No	Yards	Lost	FG	TD	No	Yards	Rush	Pass	Ret	
1/6 at Chi	17	3	12	2	5	16	.313	0	0	29:12	63	356	5.7	18	65	3.6	291	2	12	303	43	26	.605	0	6	40.5	40.7	3	52	0	0	3	0	3	0	0	1	0
1/13 at NO	25	9	14	2	8	15	.533	2	2	37:50	71	420	5.9	31	137	4.4	283	2	18	301	38	28	.737	1	3	44.7	44.7	11	84	2	0	2	0	2	0	2	0	

20-PLUS YARD PLAYS WILD CARD - EAGLES AT BEARS (1/6)

EAGLES: 3 pass, 0 rush

Description	Run	Pass
Nick Foles to Alshon Jeffery		30
Nick Foles to Golden Tate		28
Nick Foles to Wendell Smallwood		22
BEARS: 5 pass, 1 rush		
Description	Run	Pass
Mitchell Trubisky to Allen Robinson II		45
Mitchell Trubisky to Joshua Bellamy		34
Mitchell Trubisky to Allen Robinson II		25
Mitchell Trubisky to Anthony Miller		23
Mitchell Trubisky to Allen Robinson II		22T
Taylor Gabriel run	21	

20-PLUS YARD PLAYS DIVISIONAL - EAGLES AT SAINTS (1/13)

EAGLES: 2 pass, 0 rush

Description	Run	Pass
Nick Foles to Jordan Matthews		37T
Nick Foles to Alshon Jeffery		30
SAINTS: 7 pass, 1 rush		
Description	Run	Pass
Drew Brees to Michael Thomas		42
Mark Ingram run	36	
Drew Brees to Alvin Kamara		23
Drew Brees to Michael Thomas		22
Drew Brees to Michael Thomas		21
Drew Brees to Ted Ginn		21
Drew Brees to Michael Thomas		20
Drew Brees to Michael Thomas		20

2018 POSTSEASON STATS



EAGLES INDIVIDUAL LEADERS

Date	Opp	Pass Yds.	Rushing Yds.	Receptions	Receiving Yds.	Touchdowns	Sacks	Tackles
1/6	at Chi	N.Foles - 266	D.Sproles - 21	A.Jeffery - 6	A.Jeffery - 82	2 Players - 1	M.Bennett - 1.0	2 Players - 8
1/13	at NO	N.Foles - 201	W.Smallwood - 33	2 Players - 5	A.Jeffery - 63	2 Players - 1	B.Graham - 1.0	M.Jenkins - 11

OPPONENT INDIVIDUAL LEADERS

Date	Opp	Pass Yds.	Rushing Yds.	Receptions	Receiving Yds.	Touchdowns	Sacks	Tackles
1/6	at Chi	M.Trubisky - 303	J.Howard - 35	A.Robinson - 10	A.Robinson - 143	A.Robinson - 1	L.Floyd - 1.0	R.Smith - 7
1/13	at NO	D.Brees - 301	A.Kamara - 71	M.Thomas - 12	M.Thomas - 171	2 Players - 1	NONE	D.Davis - 8

EAGLES THIRD-AND...

Date	Opponent	1	2	3	4	5	6	7	8	9	10+	Total
1/6	at Chi	0-0	0-1	0-1	0-0	1-1	1-2	0-1	1-3	2-2	1-2	6-13
1/13	at NO	1-1	0-0	0-0	0-1	0-0	0-0	1-1	0-2	0-1	0-1	2-7
Totals:		1-1	0-1	0-1	0-1	1-1	1-2	1-2	1-5	2-3	1-3	8-20
		100.0	0.0	0.0	0.0	100.0	50.0	50.0	20.0	66.7	33.3	40.0

OPPONENTS THIRD-AND...

Date	Opponent	1	2	3	4	5	6	7	8	9	10+	Total
1/6	at Chi	1-1	0-1	1-2	0-1	1-2	0-1	0-0	0-1	0-2	2-5	5-16
1/13	at NO	2-3	0-0	1-2	0-0	1-1	0-0	0-1	0-2	0-1	4-5	8-15
Totals:		3-4	0-1	2-4	0-1	2-3	0-1	0-1	0-3	0-3	6-10	13-31
		75.0	0.0	50.0	0.0	66.7	0.0	0.0	0.0	0.0	60.0	41.9

EAGLES GAME-BY-GAME DRIVES

Date	Opponent	Quarterback	Drives	Drives Ended By...									Points Yielded	Points Per Drive	Drive Efficiency
				TD	FG	MFG	Punt	Down	INT	FUM	Safety	Clock			
1/6	at Chi	Foles	11	2	1	0	5	0	2	0	0	1	16	1.46	27.3
1/13	at NO	Foles	10	2	0	0	5	0	2	0	0	1	14	1.40	20.0
		Foles	21	4	1	0	10	0	4	0	0	2	30	1.43	23.8
		TEAM	21	4	1	0	10	0	4	0	0	2	30	1.43	23.8

SEASON TOTALS

OPPONENTS GAME-BY-GAME DRIVES

Date	Opponent	Quarterback	Drives	Drives Ended By...									Points Yielded	Points Per Drive	Drive Efficiency
				TD	FG	MFG	Punt	Down	INT	FUM	Safety	Clock			
1/6	at Chi	Trubisky	11	1	3	1	6	0	0	0	0	0	15	1.36	36.4
1/13	at NO	Brees	10	2	2	1	3	0	1	0	0	1	20	2.00	40.0
		OPPONENTS	21	3	5	2	9	0	1	0	0	1	35	1.67	38.1

TAKEAWAYS

Date	Opponent	Turnover	Starting L.O.S.	Point of Turnover	Resulting L.O.S.	Quarter	Result (Points)
1/6	at Chi	NONE					
1/13	at NO	C.LeBlanc INT (D.Brees)	NO 35	PHI 24	PHI 24	1	Touchdown (7)

Totals: 1 takeaways resulting in 7 points

GIVEAWAYS

Date	Opponent	Turnover	Starting L.O.S.	Point of Turnover	Resulting L.O.S.	Quarter	Result (Points)
1/6	at Chi	N.Foles INT (R.Smith)	CHI 40	CHI 35	CHI 35	2	Field Goal (3)
		(TB) - N.Foles INT (A.Amos)	CHI 21	End Zone	CHI 20	2	Punt (0)
1/13	at NO	N.Foles INT (M.Lattimore)	PHI 48	NO 21	NO 21	2	Touchdown (7)
		N.Foles INT (M.Lattimore)	NO 27	NO 19	NO 33	4	Clock (0)

Totals: 4 giveaways resulting in 10 points

L.O.S. - Line of scrimmage, * - Red zone play, + - Touchdown return, (ST) - Special teams play, (TB) - Touchback, (OFF) - Offensive Recovery



TEAM

Won in Overtime

Eagles: 11/8/15 - at Dal., 33-27
Opponent: 12/9/18 - at Dal., 23-29

Won by Scoring in Last Two Minutes of Regulation

Eagles: 1/6/19 - at Chi., 16-15 (winning TD at 0:56)
Opponent: 10/21/18 - vs. Car., 17-21 (winning TD at 1:22)

Tied Game by Scoring in the Last Two Minutes

Eagles: 12/9/18 - loss at Dal., 23-29 (tied score at 1:39 to force OT)
Opponent: 11/8/15 - win at Dal., 33-27 OT (tied game at 0:02)

Won in Prime Time

Eagles: 12/16/18 - at LAR, 30-23
Opponent: 11/11/18 - vs. Dal., 20-27

Shutout

Eagles: 12/30/18 - at Was., 24-0
Opponent: 12/31/17 - vs. Dal., 0-6

Won by 20-or-more Points

Eagles: 12/30/18 - at Was., 24-0
Opponent: 11/18/18 - at NO, 7-48

Won After Trailing by 20-or-More Points

Eagles: 12/19/10 - at NYG, 38-31 (NYG ahead 31-10 in 4th quarter)
Opponent: 10/2/11 - vs. SF, 23-24 (PHI ahead 23-3 in 3rd quarter)

Held a 28-or-More Point Lead

Eagles: 1/21/18 - win vs. Min., 38-7
Opponent: 11/18/18 - loss at NO, 7-48

Held a 21-or-More Point Lead

Eagles: 12/30/18 - win at Was., 24-0
Opponent: 11/18/18 - loss at NO, 7-48

Held a 17-or-More Point Lead

Eagles: 12/30/18 - win at Was., 24-0
Opponent: 11/18/18 - loss at NO, 7-48

Scored 20-or-More Points in a Quarter

Eagles: 10/8/17 - win vs. Ari., 34-7 (21, 1st Q)
Opponent: 10/21/18 - loss vs. Car., 17-21 (21, 4th Q)

Scored 20-or-More Points in a Half

Eagles: 12/9/18 - loss at Dal., 23-29 (23, 2nd half)
Opponent: 11/18/18 - loss at NO, 7-48 (24, 1st & 2nd half)

Held Opponent without a Touchdown

Eagles: 12/30/18 - win at Was., 24-0
Opponent: 12/31/17 - loss vs. Dal., 0-6

Touchdowns Scored by Offense and Defense

Eagles: 1/21/18 - win vs. Min., 38-7 (4 offense, 1 defense)
Opponent: 10/7/18 - loss vs. Min., 21-23 (1 offense, 1 defense)

Touchdowns by Offense, Defense and Special Teams

Eagles: 12/6/15 - win at NE, 35-28 (2 offense, 1 defense, 2 ST)
Opponent: 11/16/14 - loss at GB, 53-20 (4 off., 2 def., 1 ST)

No Turnovers

Eagles: 11/25/18 - win vs. NYG, 25-22
Opponent: 1/6/19 - win at Chi., 16-15

Touchdown Scored on First Drive

Eagles: 1/13/19 - loss at NO, 14-20
Opponent: 11/25/18 - win vs. NYG, 25-22

Successful Two-Point Conversion

Eagles: 12/3/18 - G.Tate pass from C.Wentz vs. Was.
Opponent: 10/21/18 - J.Wright pass from C.Newton vs. Car.

Failed Two-Point Conversion Attempt

Eagles: 1/6/19 - W.Smallwood run short of goaline at Chi.
Opponent: 1/6/19 - M.Trubisky pass to T.Gabriel short of goaline at Chi.

TOTAL OFFENSE

500-or-More Total Net Yards of Offense

Eagles: 12/23/18 - vs. Hou. (519; 57 rushing, 471 passing)
Opponent: 12/9/18 - at Dal. (576; 142 rushing, 434 passing)

400-or-More Total Net Yards of Offense

Eagles: 12/23/18 - vs. Hou. (519; 57 rushing, 471 passing)
Opponent: 1/13/19 - at NO (420; 137 rushing, 283 passing)

RUSHING

300-or More Net Yards Rushing by Team

Eagles: 9/3/00 - at Dal. (306)
Opponent: 9/25/60 - vs. Cle. (329)

200-or-More Net Yards Rushing by Team

Eagles: 11/19/17 - at Dal. (215)
Opponent: 10/16/16 - at Was. (230)

Individual 200-Yard Rushing Game

Eagles: 12/8/13 - LeSean McCoy (29-217-2TDs) vs. Det.
Opponent: 11/22/15 - Doug Martin (27-235-0TDs) vs. TB

Individual 150-Yard Rushing Game

Eagles: 11/27/14 - LeSean McCoy (25-159-1TD) at Dal.
Opponent: 11/11/18 - Ezekiel Elliott (19-151-1TD) vs. Dal.

Individual 100-Yard Rushing Game

Eagles: 10/1/17 - LeGarrette Blount (16-136) at LAC
Opponent: 12/9/18 - Ezekiel Elliott (28-113) at Dal.

Two 100-Yard Rushers in the Same Game

Eagles: 12/22/13 - L.McCoy (18-133-2TDs) & B.Brown (9-115-1TD) vs. Det.
Opponent: 10/30/05 - M.Anderson (21-126-1TD) and T.Bell (14-107-2TDs) at Den.

Consecutive 100-Yard Rushing Games

Eagles: 11/23/14-11/27/14 - L.McCoy (21-130-1TD) vs. Ten. & (25-159-1TD) at Dal.
Opponent: 11/11/18-11/18/18 - E.Elliott (19-151-1TD) vs. Dal.; M.Ingram (16-103-2TDs) at NO; S.Barkley (13-101-1TD) vs. NYG

Combined 200-Yards Rushing by Two Players

Eagles: 12/22/13 - 248 by L.McCoy (18-133-2TDs) & B.Brown (9-115-1TD) vs. Det.
Opponent: 11/20/15 - 187 by D.Johnson (29-187-3TDs) & K.Williams (6-34-0TDs) vs. Ari.



Individual with 30-or-More Carries

Eagles: 9/9/13 - LeSean McCoy (31-184-1TD) at Was.
Opponent: 12/14/14 - DeMarco Murray (31-81-2TD) vs. Dal.

Individual with 25-or-More Carries

Eagles: 11/27/14 - LeSean McCoy (25-159-1TD) at Dal.
Opponent: 12/9/18 - Ezekiel Elliott (28-113) at Dal.

Rushing Play of 80-or-More Yards

Eagles: 10/1/00 - 85t by Brian Mitchell vs. Atl.
Opponent: 12/3/18 - 90t by Adrian Peterson vs. Was.

Rushing Play of 60-or-More Yards

Eagles: 11/19/17 - 71 by Jay Ajayi at Dal.
Opponent: 12/3/18 - 90t by Adrian Peterson vs. Was.

Rushing Play of 40-or-More Yards

Eagles: 11/19/17 - 71 by Jay Ajayi at Dal.
Opponent: 12/3/18 - 90t by Adrian Peterson vs. Was.

Individual with Three-or-More Rushing Touchdowns

Eagles: 12/18/11 - LeSean McCoy (18-102-3TDs) vs. NYJ
Opponent: 12/20/15 - David Johnson (29-187-3TDs) vs. Ari.

Individual with Two-or-More Rushing Touchdowns

Eagles: 12/16/18 - Wendell Smallwood (10-48-2TDs) at LAR
Opponent: 12/23/18 - Deshaun Watson (8-49-2TDs) vs. Hou.

PASSING

400 Net Yards Passing by Team

Eagles: 12/23/18 - vs. Hou. (462)
Opponent: 12/9/18 - at Dal. (434)

300 Net Yards Passing by Team

Eagles: 12/23/18 - vs. Hou. (462)
Opponent: 12/16/18 - at LAR (325)

Individual with 50-or-More Pass Attempts

Eagles: 9/30/18 - Carson Wentz (50-33-348-0-2TDs) at Ten.
Opponent: 12/16/18 - Jared Goff (53-35-339-1-0TDs) at LAR

Individual with 40-or-More Pass Attempts

Eagles: 1/6/19 - Nick Foles (40-25-266-2-2TDs) at Chi.
Opponent: 1/6/19 - Mitchell Trubisky (43-26-303-0-1TD) at Chi.

Individual with 30-or-More Pass Completions

Eagles: 12/23/18 - Nick Foles (49-35-471-1-4TDs) vs. Hou.
Opponent: 12/16/18 - Jared Goff (53-35-339-1-0TDs) at LAR

Individual with 25-or-More Pass Completions

Eagles: 1/6/19 - Nick Foles (40-25-266-2-2TDs) at Chi.
Opponent: 1/13/19 - Drew Brees (38-28-301-1-2TDs) at NO

Individual 300-Yard Passing Game

Eagles: 12/23/18 - Nick Foles (49-35-471-1-4TDs) vs. Hou.
Opponent: 1/13/19 - Drew Brees (38-28-301-1-2TDs) at NO

Consecutive 300-Yard Passing Games

Eagles: 1/21/18 - 2/4/18 - Nick Foles (33-26-352-0-3TDs) vs. Min. & (43-28-373-1-3TDs) at NE
Opponent: 1/6/19 - 1/13/19 - Mitchell Trubisky (43-26-303-0-1TD) at Chi. & Drew Brees (38-28-301-1-2TDs) at NO

Individual with Four-or-More Touchdown Passes

Eagles: 12/23/18 - Nick Foles (49-35-471-1-4TDs) vs. Hou.
Opponent: 9/16/18 - Ryan Fitzpatrick (33-27-402-1-4TDs) at TB

Individual with Three-or-More Touchdown Passes

Eagles: 12/23/18 - Nick Foles (49-35-471-1-4TDs) vs. Hou.
Opponent: 12/9/18 - Dak Prescott (54-42-455-2-3TDs) at Dal.

No Sacks Allowed

Eagles: 1/13/19 - at NO (31 attempts - Nick Foles)
Opponent: 9/24/17 - vs. NYG (47 attempts - Eli Manning)

RECEIVING

Individual with 10-or-more Receptions

Eagles: 12/23/18 - Zach Ertz (12-110-2TDs) vs. Hou.
Opponent: 1/13/19 - Michael Thomas (12-171-1TD) at NO

Individual with 150-Yard Receiving Game

Eagles: 12/16/18 - Alshon Jeffery (8-160) at LAR
Opponent: 1/13/19 - Michael Thomas (12-171-1TD) at NO

Individual with 100-Yard Receiving Game

Eagles: 12/23/18 - Nelson Agholor (5-116-1TD) & Zach Ertz (12-110-2TDs) vs. Hou.
Opponent: 1/13/19 - Michael Thomas (12-171-1TD) at NO

Two-or-More 100-Yard Receivers in the Same Game

Eagles: 12/23/18 - Nelson Agholor (5-116-1TD) & Zach Ertz (12-110-2TDs) vs. Hou.
Opponent: 2/4/18 - D.Amendola (8-152), C.Hogan (6-128-1TD) & R.Gronkowski (9-116-2TDs)

Consecutive 100-Yard Receiving Games

Eagles: 9/30/18-10/7/18 - Zach Ertz (10-112) at Ten. & (10-110-1TD) vs. Min.
Opponent: 1/6/19-1/13/19 - Allen Robinson II (10-143-1TD) at Chi. & Michael Thomas (12-171-1TD) at NO

Individual with Three-or-More TD Receptions

Eagles: 11/3/13 - Riley Cooper (5-139-3TDs) at Oak.
Opponent: 12/9/18 - Amari Cooper (10-217-3TDs) at Dal.

Individual with Two-or-More TD Receptions

Eagles: 12/30/18 - Nelson Agholor (5-40-2TDs) at Was.
Opponent: 12/9/18 - Amari Cooper (10-217-3TDs) at Dal.

Pass Play of 80-or-More Yards

Eagles: 12/23/18 - 83t, Nick Foles to Nelson Agholor vs. Hou.
Opponent: 12/11/16 - 80t, Kirk Cousins to DeSean Jackson vs. Was.

Pass Play of 60-or-More Yards

Eagles: 12/23/18 - 83t, Nick Foles to Nelson Agholor vs. Hou.
Opponent: 12/9/18 - 75t, Dak Prescott to Amari Cooper at Dal.

Pass Play of 40-or-More Yards

Eagles: 12/23/18 - 83t, Nick Foles to Nelson Agholor & 52, Nick Foles to Alshon Jeffery vs. Hou.
Opponent: 1/13/19 - 42, Drew Brees to Michael Thomas at NO



NOTABLE OFFENSIVE COMBINATIONS

Led Team in Rushing & Receiving Yds. in Same Game

Eagles: 12/30/12 - LeSean McCoy (10-45 rush, 5-61 rec.) at NYG
Opponent: 12/16/18 - Todd Gurley (12-48-2TDs rush, 10-76 rec.) at LAR

100-Yard Rusher & Receiver in the Same Game

Eagles: 11/27/14 - LeSean McCoy (25-159-1TD rush) & Jeremy Maclin (8-108 rec.) at Dal.
Opponent: 12/9/18 - Ezekiel Elliott (28-113 rush) & Amari Cooper (10-217-3TDs rec.) at Dal.

100-Yard Rusher, 100-Yard Receiver & 300-Yard Passer in the Same Game

Eagles: 9/23/07 - Brian Westbrook (14-110-2TDs rush & 5-111-1TD rec.), Kevin Curtis (11-221-3TDs rec.) & Donovan McNabb (26-21-381-0-4TDs) vs. Det.
Opponent: 12/9/18 - Ezekiel Elliott (28-113 rush), Amari Cooper (10-217-3TDs rec.) & Dak Prescott (54-42-455-2-3TDs) at Dal.

Individual with at Least One Rushing and Receiving Touchdown in the Same Game

Eagles: 11/5/17 - Corey Clement (12-51-2TDs rush, 1-15-1TD rec.) vs. Den.
Opponent: 11/25/18 - Saquon Barkley (13-101-1TD rush, 7-41-1TD rec.) vs. NYG

Individual with at Least One Rushing Touchdown and One Touchdown Pass in the Same Game

Eagles: 1/13/19 - Nick Foles (31-18-201-2-1TD passing, 2-0-1TD rush) at NO
Opponent: 12/23/18 - Deshaun Watson (40-29-339-0-2TDs passing, 8-49-2TDs rush) vs. Hou.

Individual with at Least One Passing Touchdown and One Receiving Touchdown in the Same Game

Eagles: 2/4/18 - Nick Foles (43-28-373-1-3TD passes, 1-1-1TD receiving) at NE
Opponent: 11/20/16 - Russell Wilson (31-18-272-0-1TD pass, 1-15-1TD receiving) at Sea.

DEFENSE

Held Opponent Under 200 Yards Total Offense

Eagles: 12/30/18 - at Was. (89; 21 rushing, 68 passing)
Opponent: 12/7/14 - vs. Sea. (139; 57 rushing, 82 passing)

Held Opponent Under 300 Yards Total Offense

Eagles: 12/30/18 - at Was. (89; 21 rushing, 68 passing)
Opponent: 1/13/19 - at NO (250; 49 rushing, 201 passing)

Held Opponent Under 50 Yards Rushing

Eagles: 12/30/18 - at Was. (21)
Opponent: 1/13/19 - at NO (49)

Held Opponent Under 75 Yards Rushing

Eagles: 1/6/19 - at Chi. (65)
Opponent: 1/13/19 - at NO (49)

Held Opponent Under 100 Yards Rushing

Eagles: 1/6/19 - at Chi. (65)
Opponent: 1/13/19 - at NO (49)

Held Opponent Under 100 Net Yards Passing

Eagles: 12/30/18 - at Was. (68)
Opponent: 12/7/14 - vs. Sea. (82)

Held Opponent Under 150 Net Yards Passing

Eagles: 12/30/18 - at Was. (68)
Opponent: 9/6/18 - vs. Atl. (119)

Interception Return for a Touchdown

Eagles: 1/21/18 - P.Robinson, 50 yards (QB C.Keenum) vs. Min.
Opponent: 9/10/17 - R.Kerrigan, 24 yards (QB C.Wentz) at Was.

Individual with Three-or-More Interceptions

Eagles: 10/16/11 - K.Coleman (3) at Was. (QB R.Grossman)
Opponent: 12/2/07 - L.Tatupu (3) vs. Sea. (QB A.J. Feeley)

Individual with Two-or-More Interceptions

Eagles: 1/1/17 - J.Hicks (2) vs. Dal. (QB M.Sanchez)
Opponent: 1/13/19 - M.Lattimore (2) at NO (QB N.Foles)

Fumble Recovered for Touchdown

Eagles: 12/25/17 - D.Barnett 23-yard return of J.Richard fumble vs. Oak.
Opponent: 10/7/18 - L.Joseph 64-yard return of C.Wentz fumble (forced by S.Weatherly) vs. Min.

Safety Scored

Eagles: 9/11/16 - R.Griffin III aborted snap. Cameron Erving credited with fumble on high snap, ball out of bounds in end zone
Opponent: 11/23/08 - S.Rocca punt blocked by J.McClain out of bounds in end zone at Bal.
 1/11/09 - Intentional grounding penalty enforced on D.McNabb in end zone (NFC-D) at NYG

Seven-or-More Sacks by Team

Eagles: 11/10/14 - vs. Car. (9)
Opponent: 11/5/12 - at NO (7)

Six-or-More Sacks by Team

Eagles: 10/23/16 - vs. Min. (6)
Opponent: 9/17/17 - at KC (6)

Five-or-More Sacks by Team

Eagles: 10/11/15 - vs. NO (5)
Opponent: 9/23/18 - vs. Ind. (5)

Individual with Three-or-More Sacks

Eagles: 12/30/18 - F.Cox (3.0 sacks of J.Johnson) at Was.
Opponent: 9/17/17 - C.Jones (3.0 sacks of C.Wentz) at KC

Individual with Two-or-More Sacks

Eagles: 12/30/18 - F.Cox (3.0 sacks of J.Johnson) at Was.
Opponent: 9/23/18 - D.Leonard (2.0 sacks of C.Wentz) vs. Ind.

SPECIAL TEAMS

Kickoff Return for a Touchdown

Eagles: 10/23/16 - Josh Huff, 98 yards vs. Min.
Opponent: 12/8/13 - Jeremy Ross, 98 yards vs. Det.

Kickoff Return for a Touchdown to Start a Game

Eagles: 11/23/14 - Josh Huff, 107 yards vs. Ten.
Opponent: 10/12/03 - Randal Williams, 37 yards at Dal.



Punt Return for a Touchdown

Eagles: 12/6/15 - Darren Sproles, 83 yards at NE

Opponent: 9/19/16 - Eddie Royal, 65 yards at Chi.

Blocked Punt Recovered for Touchdown

Eagles: 12/6/15 - N.Goode returned R.Allen's blocked punt (blocked by C.Maragos) 24 yards at NE

Opponent: 12/10/17 - B.Countess returned D.Jones' blocked punt (blocked by M.Thomas) 16 yards at LAR

Blocked Punt

Eagles: 12/17/17 - K.Grugier-Hill blocked punt by B.Wing at NYG

Opponent: 12/10/17 - B.Countess returned D.Jones' blocked punt (blocked by M.Thomas) 16 yards at LAR

Blocked PAT

Eagles: 12/17/17 - D.Barnett, PAT attempt by A.Rosas at NYG

Opponent: 12/13/09 - F.Robbins, PAT attempt by D.Akers vs. NYG

Missed (not blocked) PAT

Eagles: 12/23/18 - Jake Elliott vs. Hou.

Opponent: 12/23/18 - Ka'imi Fairbairn vs. Hou.

Blocked Field Goal

Eagles: 1/6/19 - T.Hester, 43-yd attempt by C.Parkey at Chi.

Opponent: 11/6/16 - J.Pierre-Paul, 40-yd attempt by C.Sturgis at NYG

Blocked Field Goal returned for a TD

Eagles: 10/23/05 - Matt Ware, 65-yd. return after Quintin Mikell blocked a 40-yd. att. by Nate Kaeding vs. SD

Opponent: 12/7/08 - Kevin Dockery, 71-yd. return after Justin Tuck blocked a 32-yd. att. by D.Akers at NYG

Individual with Five-or More Field Goals

Eagles: 11/23/14 - Cody Parkey (5-6) vs. Ten.

Opponent: 10/27/13 - Josh Brown (5-5) vs. NYG

Individual with Four-or More Field Goals

Eagles: 10/1/17 - Jake Elliott (4-4) at LAC

Opponent: 10/28/18 - Josh Lambo (4-4) at Jax.

Successful Onsides Kick

Eagles: 9/17/17 - J.Elliott kick recovered by T.Burton at KC (4th Q)

Opponent: 12/6/15 - S.Gostkowski kick recovered by R.Melvin at NE (4th Q)

Failed Onsides Kick Attempt

Eagles: 10/7/18 - J.Elliott kick recovered by A.Thielen vs. Min. (4th Q)

Opponent: 11/5/17 - B.McManus kick recovered by T.Burton vs. Den. (4th Q)

Touchdown off of Fake Field Goal

Eagles: 12/24/1989 - C.Carter 22-yard pass from R.Ruzek vs. Pho.

Opponent: 12/20/1998 - Holder E.Bjornson 7-yard run at Dal.

Touchdown off of Fake Punt

Eagles: 9/29/02 - B.Dawkins 57 yard pass from B.Mitchell vs. Hou.

Opponent: N/A