



SUNDAY, SEP. 23, 2018 • LINCOLN FINANCIAL FIELD

PHILADELPHIA EAGLES GAME NOTES

presented by *Coca-Cola*

PHILADELPHIA EAGLES GAME NOTES



INDIANAPOLIS COLTS (1-1)

Head Coach: Frank Reich (1st Year)

Division: AFC South (T-2nd)



PHILADELPHIA EAGLES (1-1)

Head Coach: Doug Pederson (3rd Year)

Division: NFC East (T-1st)

SUNDAY, SEPT. 23, 2018 • 1:00 PM (FOX) • LINCOLN FINANCIAL FIELD (69,696)

- Philadelphia is 9-10 all-time vs. Indianapolis, winning each of the last 2 games in a series that dates back to 1950.
- The Eagles have produced a 5-5 home record against the Colts, including a 1-0 mark at Lincoln Financial Field. The last time the two clubs played in Philadelphia was on 11/7/10, when the Eagles captured a 26-24 victory.

BROADCAST INFORMATION

TELEVISION (FOX)

Chris Myers (play-by-play)

Daryl Johnston (analyst) • **Laura Okmin** (sideline)



EAGLES RADIO (94 WIP)

Merrill Reese (play-by-play)

Mike Quick (analyst) • **Howard Eskin** (sideline)



NATIONAL RADIO (ESPN Radio)

Jason Benetti (play-by-play)

Bill Polian (analyst) • **Sal Paolantonio** (sideline)



EAGLES SPANISH RADIO (WTTM 1680 AM)

Rickie Ricardo (play-by-play)

Gus Salazar (analyst) • **Maria Berral** (reporter)

2018 RANKINGS

OFFENSE

	COLTS		EAGLES	
Category	Stats	Rk	Stats	Rk
Total Offense	330.5	22	322.0	24
Rush Offense	89.5	24	102.0	18t
Pass Offense	241.0	19	220.0	23
Points Per Game	22.0	18t	19.5	24t
3rd-Down Off. %	60.6	1	41.9	9
4th-Down Off. %	0.0	18t	60.0	9
Red Zone Off. (TD%)	66.7	9t	83.3	4t

DEFENSE

	COLTS		EAGLES	
Category	Stats	Rk	Stats	Rk
Total Defense	332.0	10	367.5	19
Rush Defense	83.0	9	58.5	1
Pass Defense	249.0	17	309.0	28
Points Per Game	21.5	14t	19.5	8t
3rd-Down Def. %	39.1	21t	32.0	7t
4th-Down Def. %	50.0	19t	0.0	1t
Red Zone Def. (TD%)	50.0	12t	42.9	8t

TEAM

	COLTS		EAGLES	
Category	Stats	Rk	Stats	Rk
Turnover Diff.	(-1)	21t	(-1)	21t
Penalties/Game	6.5	9t	8.5	25t
Penalty Yards/Game	58.5	12	78.0	27

PRESEASON (1-3)

PRESEASON 1	PRESEASON 2	PRESEASON 3	PRESEASON 4
THU • AUG 9 7:00 PM LINCOLN FINANCIAL FIELD L, 14-31	THU • AUG 16 7:30 PM GILLETTE STADIUM L, 20-37	THU • AUG 23 8:00 PM FIRSTENERGY STADIUM L, 0-5	THU • AUG 30 7:00 PM LINCOLN FINANCIAL FIELD W, 10-9
WEEK 5	WEEK 6	WEEK 7	WEEK 8
SUN • OCT 7 4:25 PM LINCOLN FINANCIAL FIELD FOX	THU • OCT 11 8:20 PM METLIFE STADIUM FOX NETWORK	SUN • OCT 21 1:00 PM LINCOLN FINANCIAL FIELD FOX	SUN • OCT 28 9:30 AM WEMBLEY STADIUM FOX NETWORK
WEEK 14	WEEK 15	WEEK 16	WEEK 17
SUN • DEC 9 4:25 PM AT&T STADIUM FOX	SUN • DEC 16 8:20 PM L.A. MEMORIAL COLISEUM NBC	SUN • DEC 23 1:00 PM LINCOLN FINANCIAL FIELD CBS	SUN • DEC 30 1:00 PM FEDEXFIELD FOX

REGULAR SEASON (1-1)

WEEK 1	WEEK 2	WEEK 3	WEEK 4
THU • SEP 6 8:20 PM LINCOLN FINANCIAL FIELD W, 18-12	SUN • SEP 16 1:00 PM RAYMOND JAMES STADIUM L, 21-27	SUN • SEP 23 1:00 PM LINCOLN FINANCIAL FIELD FOX	SUN • SEP 30 1:00 PM NISSAN STADIUM FOX
WEEK 10	WEEK 11	WEEK 12	WEEK 13
SUN • NOV 11 8:20 PM LINCOLN FINANCIAL FIELD NBC	SUN • NOV 18 1:00 PM MERCEDES-BENZ SUPERDOME FOX	SUN • NOV 25 1:00 PM LINCOLN FINANCIAL FIELD FOX	MON • DEC 3 8:15 PM LINCOLN FINANCIAL FIELD ESPN
FLY EAGLES FLY www.philadelphiaeagles.com			

[/PhiladelphiaEagles](https://www.facebook.com/PhiladelphiaEagles)
[@philadelphiaeagles](https://www.instagram.com/philadelphiaeagles)

[@Eagles](https://twitter.com/Eagles)
[@eagles](https://www.youtube.com/channel/UCv3833333333333333)

HOME

AWAY

LONDON

WILD CARD JAN 5-6 • DIVISIONAL JAN 12-13 • CHAMPIONSHIP JAN 20 • PRO BOWL JAN 27 • SUPER BOWL LIII FEB 3

PHILADELPHIA EAGLES GAME NOTES



2018 AFC SOUTH STANDINGS

Team	W-L	W%	PF	PA	Home	Away	Conf	Div
Jaguars	2-0	1.000	51	35	1-0	1-0	1-0	0-0
Titans	1-1	.500	40	44	1-0	0-1	1-1	1-0
Colts	1-1	.500	44	43	0-1	1-0	0-1	0-0
Texans	0-2	.000	37	47	0-0	0-2	0-2	0-1

WINNING WAYS

- Including playoffs, Philadelphia is 16-3 (.842) in its last 19 games, as well as 19-4 (.826) in its last 23 overall.
- The Eagles' 16-3 record since Week 3 of 2017 marks their best 19-game stretch since 12/15/03-12/19/04 (also 16-3). The last time Philadelphia won 19+ games over a 23-game stretch was 11/23/03-12/27/04 (also 19-4).

HOME, SWEET HOME

- Since 2016, Philadelphia owns a 16-3 record at Lincoln Financial Field (including playoffs), marking the best home winning percentage (.842) in the NFL in that span.
- Including playoffs, the Eagles have won each of their last 3 home games. Overall, Philadelphia has won 12 of its last 13 home games dating back to Week 16 of 2016, with their only loss coming in the 2017 season finale vs. Dallas.
- Philadelphia has improved to 2-0 at home in each of the previous two seasons under head coach **Doug Pederson**.
- The Eagles defeated the Falcons, 18-12, at Lincoln Financial Field in Week 1. Philadelphia has held opponents to 12-or-fewer points in each of its last 4 home games, as well as in 5 of its last 6, and 6 of its last 8 overall.
- Since 2017 (regular-season games only), the Eagles have allowed the 2nd-fewest points per game at home in the NFL (13.2), trailing only Minnesota (12.9). Including playoffs, Philadelphia leads the NFL in that category (12.4).

EAGLES vs. AFC SOUTH

- Since the NFL's division realignment in 2002, Philadelphia has posted a 9-7 record vs. AFC South teams, winning each of its last 6 games against the division, including 4 straight contests at Lincoln Financial Field.
- The Eagles' 6 consecutive wins vs. the AFC South marks their longest active winning streak against any NFL division. The last time Philadelphia won 6+ straight games against any NFL division was vs. the NFC East from 2016-17 (7).

WENTZ RETURNS

- **Carson Wentz** will make his first start since sustaining a season-ending knee injury in Week 14 of 2017. In 2017, Wentz earned second-team **All-Pro** honors, was named to his first-career **Pro Bowl** and finished 3rd in **MVP** voting after leading the Eagles to an 11-2 record in games that he started and throwing a franchise-record 33 TDs.

2018 NFC EAST STANDINGS

Team	W-L	W%	PF	PA	Home	Away	Conf	Div
Cowboys	1-1	.500	28	29	1-0	0-1	1-1	1-0
Redskins	1-1	.500	33	27	0-1	1-0	1-0	0-0
Eagles	1-1	.500	39	39	1-0	0-1	1-1	0-0
Giants	0-2	.000	28	40	0-1	0-1	0-1	0-1

2018 TEAM LEADERS

PASSING YARDS (TDs/INTs)

Andrew Luck 498 (4/3)	Nick Foles 451 (1/1)
.....	Nelson Agholor 15 (0/0)

RUSHING YARDS (TDs)

Jordan Wilkins 101 (0)	Jay Ajayi 85 (3)
Marlon Mack 34 (0)	Corey Clement 56 (1)
Nyheim Hines 26 (1)	Wendell Smallwood 28 (0)

RECEIVING YARDS (RECEPTIONS/TDs)

T.Y. Hilton 129 (12/2)	Zach Ertz 142 (16/0)
Ryan Grant 89 (10/0)	Nelson Agholor 121 (16/1)
Jack Doyle 80 (9/0)	Joshua Perkins 57 (4/0)
Eric Ebron 77 (7/2)	Corey Clement 55 (5/0)
Chester Rogers 35 (6/0)	Kamar Aiken 39 (5/0)

POINTS

Adam Vinatieri 14	Jay Ajayi 20
Eric Ebron 12	Jake Elliott 7
T.Y. Hilton 12	<i>Several players tied</i> 6

INTERCEPTIONS (YARDS)

Kenny Moore 1 (32)	Ronald Darby 1 (16)
.....	Rasul Douglas 1 (0)

SACKS (YARDS)

Margus Hunt 2.0 (-14)	Fletcher Cox 2.5 (-15.5)
Jabaal Sheard 1.0 (-7)	Jordan Hicks 1.5 (-12.5)
Jihad Ward 1.0 (-6)	<i>Several players tied</i> 1.0

GROSS PUNTING (NET)

R. Sanchez 47.1 (43.6)	C. Johnston 53.9 (46.6)
-------------------------------------	--------------------------------------

FIELD GOALS (%)

Adam Vinatieri 3 (75.0%)	Jake Elliott 1 (50.0%)
---------------------------------------	-------------------------------------

NOTES TO KNOW

- In Week 2 at Tampa Bay, **Zach Ertz** led the Eagles in both receptions (11) and receiving yards (94), recording his team-record 6th-career game with 10+ catches. Ertz's 6 career games with 10+ receptions lead all NFL TEs since he entered the league in 2013.
- **Nelson Agholor** has caught 8+ passes in each of his last 3 games (including a career-high 9 in **Super Bowl LII**), joining Ertz as the only Eagles to ever accomplish that feat.
- **Fletcher Cox** leads the team with 2.5 sacks this season, which are the most by an Eagles defensive tackle through 2 games since **Cullen Jenkins** in 2011 (3.0).

2018 COLTS STATS




INDIANAPOLIS COLTS / WEEK 2 / THROUGH MONDAY, SEPTEMBER 17, 2018

WON 1, LOST 1				* RUSHING	No.	Yds	Avg	Long	TD			
09/09 L 23-34	Cincinnati	58,699	Wilkins	24	101	4.2	18	0				
09/16 W 21- 9	at Washington	57,013	Mack	10	34	3.4	8	0				
09/23	at Philadelphia		Hines	9	26	2.9	8t	1				
09/30	Houston		Luck	5	9	1.8	7	0				
10/04	at New England		Michael	2	9	4.5	8	0				
10/14	at N.Y. Jets		TEAM	50	179	3.6	18	1				
10/21	Buffalo		OPPONENTS	42	166	4.0	27	1				
10/28	at Oakland		* RECEIVING	No.	Yds	Avg	Long	TD				
11/11	Jacksonville		Hilton	12	129	10.8	22	2				
11/18	Tennessee		Grant	10	89	8.9	21	0				
11/25	Miami		Doyle	9	80	8.9	13	0				
12/02	at Jacksonville		Hines	8	31	3.9	17	0				
12/09	at Houston		Ebron	7	77	11.0	26t	2				
12/16	Dallas		Rogers	6	35	5.8	8	0				
12/23	N.Y. Giants		Wilkins	5	24	4.8	8	0				
12/30	at Tennessee		Pascal	1	18	18.0	18	0				
	Ind.	Opp.	Swoope	1	13	13.0	13	0				
TOTAL FIRST DOWNS	41	39	Mack	1	2	2.0	2	0				
Rushing	9	9	TEAM	60	498	8.3	26t	4				
Passing	27	27	OPPONENTS	54	535	9.9	38t	2				
Penalty	5	3	* INTERCEPTIONS	No.	Yds	Avg	Long	TD				
3rd Down: Made/Att	20/33	9/23	K. Moore	1	32	32.0	32	0				
3rd Down Pct.	60.6	39.1	TEAM	1	32	32.0	32	0				
4th Down: Made/Att	0/0	1/2	OPPONENTS	3	13	4.3	7	0				
4th Down Pct.	0.0	50.0	* PUNTING	No.	Yds	Avg	Net	TB	In Lg B			
POSSESSION AVG.	29:44	30:16	Sanchez	7	330	47.1	43.6	1	1 59 0			
TOTAL NET YARDS	661	664	TEAM	7	330	47.1	43.6	1	1 59 0			
Avg. Per Game	330.5	332.0	OPPONENTS	7	278	39.7	39.7	0	3 53 0			
Total Plays	137	121	* PUNT RETURNS	Ret	FC	Yds	Avg	Long	TD			
Avg. Per Play	4.8	5.5	Rogers	1	2	0	0.0	0	0			
NET YARDS RUSHING	179	166	TEAM	1	2	0	0.0	0	0			
Avg. Per Game	89.5	83.0	OPPONENTS	2	4	5	2.5	6	0			
Total Rushes	50	42	* KICKOFF RETURNS	No.	Yds	Avg	Long	TD				
NET YARDS PASSING	482	498	Pascal	3	73	24.3	28	0				
Avg. Per Game	241.0	249.0	TEAM	3	73	24.3	28	0				
Sacked/Yards Lost	3/16	5/37	OPPONENTS	3	58	19.3	28	0				
Gross Yards	498	535	* FIELD GOALS	1-19	20-29	30-39	40-49	50+				
Att./Completions	84/60	74/54	Vinatieri	0/ 0	1/ 1	1/ 1	0/ 0	1/ 2				
Completion Pct.	71.4	73.0	TEAM	0/ 0	1/ 1	1/ 1	0/ 0	1/ 2				
Had Intercepted	3	1	OPPONENTS	0/ 0	1/ 1	1/ 1	3/ 4	0/ 0				
PUNTS/AVERAGE	7/47.1	7/39.7	Vinatieri: (21G,38G,51G,55N) ()									
NET PUNTING AVG.	7/43.6	7/39.7	OPP: (42G,39G) (49G,49N,27G,49G)									
PENALTIES/YARDS	13/117	15/184										
FUMBLES/BALL LOST	1/1	4/2										
TOUCHDOWNS	5	4										
Rushing	1	1										
Passing	4	2										
Returns	0	1										
* SCORE BY PERIODS	Q1	Q2	Q3	Q4	OT	PTS						
TEAM	10	20	7	7	0	44						
OPPONENTS	3	10	10	20	0	43						
* SCORING	TD-Ru-Pa-Rt	K-PAT	FG	S	PTS							
Vinatieri	0	0	0	0	5/ 5	3/ 4	0	14				
Ebron	2	0	2	0				0	12			
Hilton	2	0	2	0				0	12			
Hines	1	1	0	0				0	6			
TEAM	5	1	4	0	5/ 5	3/ 4	0	44				
OPPONENTS	4	1	2	1	4/ 4	5/ 6	0	43				
2-Pt Conv: TM 0-0, OPP 0-0												
SACKS: Hunt 2, Leonard 1, Sheard 1, Ward 1,												
TM 5, OPP 3												
FUM/LOST: Doyle 1/1												
* PASSING	Att	Cmp	Yds	Cmp%	Yds/Att	TD	TD%	Int	Int%	Long	Sack/Lost	Rating
Luck	84	60	498	71.4	5.93	4	4.8	3	3.6	26t	3/ 16	87.3
TEAM	84	60	498	71.4	5.93	4	4.8	3	3.6	26t	3/ 16	87.3
OPPONENTS	74	54	535	73.0	7.23	2	2.7	1	1.4	38t	5/ 37	96.4



In 1994, **Jeffrey Lurie** purchased the Philadelphia Eagles, launching the most successful run in franchise history.

During his time as Chairman and CEO, the Eagles have become a perennial contender, establishing a winning tradition by capturing eight NFC East titles, playing in six NFC Championships and making appearances in **Super Bowls XXXIX** and **LII**. In 2017, Philadelphia captured the first **Super Bowl** victory in franchise history by defeating the New England Patriots, 41-33, in **Super Bowl LII**. This unprecedented run of success has led to a greater overall winning percentage, more playoff games (26), and more playoff victories (14) than under all previous ownership groups combined.



While Lurie's teams have thrived on the field, he has also built a successful business and community-oriented organization over the two decades that he has served as Chairman and CEO.

After purchasing the Eagles, Lurie recognized that the organization was in need of a total reconstruction, design, and relocation of its office headquarters, practice facility, and stadium. He immediately committed to providing the franchise with everything it needed to succeed and constructed two state-of-the-art facilities in South Philadelphia: the **NovaCare Complex** (2001) and **Lincoln Financial Field** (2003).

Although **Lincoln Financial Field** was erected specifically to house its primary tenant, the Philadelphia Eagles, Lurie also created a multidimensional event destination that could house a wide variety of events. Fittingly, the first ticketed event at the new stadium was a soccer match between Manchester United and FC Barcelona in August 2003.

Since then, **Lincoln Financial Field** has continued to evolve with an ever-changing entertainment landscape and underwent a two-year, \$125 million revitalization in 2013. Over the years, the venue has hosted high-profile events including sold-out concerts, national and international soccer matches, the NCAA Lacrosse Championships, the Army-Navy Game, Monster Jam, Temple University football games, and more.

A thoughtful and compassionate philanthropist with family ties to autism, Lurie is devoted to raising both money and awareness for research on the causes of the neurodevelopmental disorder.

In 2017, Lurie launched **Eagles Autism Challenge** to raise money to address the complex medical and scientific issues associated with the condition of autism. The Challenge is a signature biking and 5K run/walk event that directs 100 percent of participant-raised funds to autism research and programs. The inaugural event, held on May 19, 2018, raised \$2.5 million. Over 3,300 participants came out to bike, run and walk for the cause, with 24,700 donors across 20 countries supporting their fundraising efforts.

"Autism is one of the most under-funded conditions in the country and we need to turn awareness into action," Lurie has noted. "Those who have autism are wonderful people, usually highly intelligent, sweet, and caring. They are often unable to effectively communicate with others. We need to support as much dynamic research as possible in order to create real breakthroughs."

CONFERENCE CHAMPIONSHIP APPEARANCES (SINCE 1995)

Rk	Team	Appearances
1.	New England Patriots	13
2.	Pittsburgh Steelers	8
3.	Green Bay Packers	7
4.	Philadelphia Eagles	6
5t.	Denver Broncos	5
	Indianapolis Colts	5

REGULAR-SEASON RECORDS & PLAYOFF APPEARANCES (SINCE 1995)

Rk	Team	Record (Pct.)	Appearances
1.	New England Patriots	259-111 (.700)	18
2.	Green Bay Packers	235-133-2 (.638)	17
3.	Pittsburgh Steelers	233-135-2 (.632)	17
4.	Denver Broncos	224-146 (.605)	14
5.	Indianapolis Colts	218-152 (.589)	13
6.	Philadelphia Eagles	207-161-2 (.562)	13
7.	Seattle Seahawks	201-168-1 (.545)	12

LURIE'S LANDMARKS



- Is the winningest owner in Eagles history and has led the franchise longer than any owner in team history
- One of Lurie's philanthropic endeavors was the creation of the team's non-profit charitable wing in 1995. For 20 years, Eagles Youth Partnership (EYP) served more than 50,000 at-risk children in the greater Philadelphia region annually with a focus on health and education programming
- In 2015, Lurie oversaw EYP's transition to the **Eagles Charitable Foundation** that now provides children in the local community with greater access to vision care and autism research and services. Its signature program – the **Eagles Eye Mobile** – travels to local schools to provide free eye exams and prescription eye glasses to under- and uninsured students
- Under Lurie's direction, the Eagles launched the groundbreaking **Go Green!** initiative aimed at reducing the organization's impact on the environment and creating programs that improve the quality of life in the Philadelphia region. In 2008, the Eagles received the Ongoing Commitment Award from the Environmental Media Association
- Lurie's Screen Pass Pictures served as executive producers of *Inside Job*, the 2010 documentary film, which earned the Academy Award for Best Documentary Feature and *Inocente*, which earned an Academy Award for Best Short Documentary in 2013
- Lurie is a director of the NLM Family Foundation, which devotes resources to autism research and education, and he also established the Lurie Family Foundation



During the 2018 offseason, Lurie was honored by the Fritz Pollard Alliance with the 2018 Paul “Tank” Younger Award. The award is granted annually to an NFL executive, coach or owner who promotes racial and gender diversity. Lurie’s efforts to foster civic responsibility throughout the organization have also led to the Philadelphia Eagles being recognized by many for supporting social justice and human rights initiatives.

In 2011, in acknowledgment of the organization’s commitment to the community, as well as their **Tackling Breast Cancer** and **Go Green!** campaigns, the Eagles were presented with the coveted Sports Team of the Year Award by Beyond Sport.

Prior to entering business, Lurie served as an adjunct assistant professor of social policy at Boston University. He earned a B.A. from Clark University, a master’s in psychology from Boston University, and a Ph.D. in social policy from Brandeis University.

Currently, he serves on numerous NFL committees, including the Finance Committee, Broadcast Committee, International Committee, and the Super Bowl Advisory Committee.

Born on September 8, 1951, Lurie has two children. He is married and resides in the Philadelphia area with his wife, Tina. In his free time, he enjoys traveling, golfing, tennis, movies, music, and discovering great restaurants.

BEHIND THE SCENES



Favorite Philadelphia restaurants: Barclay Prime, Nomad, Osteria, Radicchio Café, Tequilas Restaurant, Tinto, Vernick and Vietnam Restaurant

Favorite Philadelphia breakfast spot: Honey’s Sit N Eat

Favorite music: Ranges from The Doors to Bob Marley to Shakira

First concert attended: Beach Boys

Favorite player growing up: Bobby Orr

Favorite TV shows of all-time: *Hogan’s Heroes*, *The Fugitive*, *24*

Favorite books: *When Breath Becomes Air*, *The Kite Runner*

Favorite all-time movies: *The Great Escape*, *The Godfather Part II*, *Silver Linings Playbook*

Favorite recent movie: *Lion*

Favorite dog breeds: Bernese Mountain Dog, Wheaten Terrier





Don Smolenski, now in his 20th season with the organization, was originally hired by the team in 1998 as chief financial officer. He was promoted to senior vice president/chief financial officer in 2001 and was named the team's chief operating officer in 2010. In 2012, he was named to his current role of team president.



As president, Smolenski directs the club's business and strategic efforts, including sales, marketing, communications, and operations. He has played a key role in significant projects from the construction of **Lincoln Financial Field** to the club's internationally recognized environmental and philanthropic programs. During his tenure as president, Smolenski has infused energy and creativity throughout the organization with his engaging leadership style. In 2015, he was named to the Most Admired CEOs list by the *Philadelphia Business Journal* and the Philadelphia Eagles were twice named to Philly.com's Top Workplaces list in 2016 and 2018.

During his time as the team's president, Smolenski and the Eagles saw their first **Super Bowl** victory in franchise history after defeating the New England Patriots, 41-33, in **Super Bowl LII**.

In his first year as president, Smolenski spearheaded a two-year, \$125 million **Lincoln Financial Field** revitalization project that added 1,600 seats, HD video boards, and graphics paying tribute to the team's history. Over the years, **Lincoln Financial Field** has hosted high-profile events including sold-out concerts, national and international soccer matches, the NCAA Lacrosse Championships, the Army-Navy Game, Monster Jam, Temple University football, and more.

Smolenski plays an important role in the team's environmental initiatives. Because of their **Go Green** program, the Eagles have emerged as a leader in environmental stewardship in the sports industry. Those efforts include conservation efforts, recycling programs, and use of renewable energy including wind and solar.

Smolenski serves as the treasurer of the team's public charity, **Eagles Charitable Foundation**, which provides children in the Philadelphia region with greater access to vision care and provides funds to support autism research and services. In 2018, Smolenski helped launch the **Eagles Autism Challenge**, a one-day bike ride and family-friendly 5K run/walk dedicated to raising funds for innovative research and programs to help unlock the mystery of autism. In addition, Smolenski helped launch the **Eagles Care** initiative in 2013. The **Eagles Care** program forges annual, strategic partnerships with five local nonprofit organizations in order to deepen the impact of the team's community efforts. The Eagles also host an annual **Huddle Up For Autism** event at **Lincoln Financial Field** in partnership with the Center for Autism Research at the Children's Hospital of Philadelphia.

In addition to his leadership roles within the Eagles organization, Smolenski is a member of the Greater Philadelphia Chamber of Commerce Board, the FM Global Advisory Board, the Philadelphia Sports Congress, the Panasonic Advisory Board, and the Children's Hospital of Philadelphia (CHOP) Foundation Board of Overseers. Smolenski is also the co-chair of the CHOP Corporate Council and is involved with Leadership Philadelphia, a nonprofit organization that promotes leadership and community involvement. In 2017, in partnership with the Philadelphia Sports Congress, Smolenski assisted in bringing the NFL Draft back to Philadelphia for the first time since 1961.

Before joining the Eagles, Smolenski served as chief financial officer for the International Hockey League, where he oversaw all league financial matters and played an integral role in the expansion of the league. Through the development of expansion models and the analysis of league performance models, Smolenski saw the league grow from 12 to 19 teams.

Smolenski began his career as a public accountant with Arthur Andersen.

An outdoor enthusiast, Smolenski enjoys an active lifestyle and has completed the Detroit, Pittsburgh, and Boston Marathons. He earned his Bachelor of Arts degree in biology from Amherst College and holds a Master of Science degree in accounting. Don and his wife, Karen, have two sons, Jake and Shane.





Howie Roseman, executive vice president of football operations, is in his 19th season with the Philadelphia Eagles. Roseman is an influential voice within the organization and provides valuable perspective pertaining to both football and business decisions that help shape the franchise.



Roseman was named 2017 Executive of the Year by the Pro Football Writers of America for his integral role in constructing the team's **Super Bowl LII**-winning roster. In addition, Roseman was voted the 2017 *Sporting News* NFL Executive Of The Year by league executives. During the 2017 offseason, Roseman and the Eagles front office utilized free agency to add key veterans such as **LeGarrette Blount**, **Nick Foles**, **Alshon Jeffery**, **Chris Long**, **Patrick Robinson** and **Torrey Smith**, while also executing trades for veteran defenders **Ronald Darby** and **Tim Jernigan**. The team later traded for running back **Jay Ajayi** just before the NFL trade deadline in October. Additionally, Roseman infused the roster with talent and youth during April's NFL Draft, which was held in Philadelphia for the first time since 1961. Roseman's moves paid dividends when the Eagles captured the first **Super Bowl** title in franchise history with a 41-33 victory over the New England Patriots.

In addition to 2017's acquisitions, Roseman has overseen the reshaping of a roster that included two separate trades that allowed the Eagles to move up in the first round of the 2016 NFL draft to select North Dakota State QB **Carson Wentz**. Eight days prior to the start of the 2016 regular season, Roseman executed another trade that sent QB **Sam Bradford** to the Minnesota Vikings in exchange for a 2017 first-round pick, which the Eagles used to select Tennessee's **Derek Barnett**, and a 2018 fourth-round pick. Prior to the 2016 and 2017 seasons, Roseman continued to solidify the team's core by retaining key veterans while adding to the team through free agency and the draft.

Prior to being promoted to his current role, Roseman served as the team's general manager from 2010-14. At the time of his 2010 promotion to general manager, Roseman became the youngest NFL executive to be named to the post in three decades, at just 34 years old. In his first year as general manager, he oversaw a major overhaul of the roster, making it one of the youngest in the NFL. The revamped Eagles squad earned an NFC East division crown in 2010 and then again in 2013. In 2014, the Eagles won ten games with an NFC-high nine **Pro Bowl** players.

Since hiring Roseman in 2000, the Eagles have earned 11 playoff berths, eight division titles, six NFC Championship appearances, two NFC Championship crowns and trips to **Super Bowl XXXIX** and **Super Bowl LII**.

In addition to overseeing the team's roster moves, Roseman is also responsible for establishing the organization's scouting and personnel department, as well as overseeing the executives who specialize in analytics, sports science, player engagement and NFL compliance.

REGULAR-SEASON & POSTSEASON WINNING PERCENTAGE (SINCE 2016)

Rk	Team	Record (Pct.)	Postseason
1.	New England Patriots	32-6 (.842)	5-1 (.833)
2.	Pittsburgh Steelers	26-10 (.722)	2-2 (.500)
3.	Dallas Cowboys	22-11 (.667)	0-1 (.000)
4.	Philadelphia Eagles	23-12 (.657)	3-0 (1.000)
5.	Atlanta Falcons	24-13 (.649)	3-2 (.600)

REGULAR-SEASON WINNING PERCENTAGE (2017)

Rk	Team	Appearances
1t.	Philadelphia Eagles	13-3 (.813)
	Minnesota Vikings	13-3 (.813)
	New England Patriots	13-3 (.813)
	Pittsburgh Steelers	13-3 (.813)

After relentlessly pursuing jobs in NFL front offices, Roseman finally got his foot in the door as an intern with the Eagles when the team was headquartered at Veterans Stadium.

Roseman was elevated to director of football administration in 2003 and then to vice president of football administration in 2006. In that role, he worked in the personnel department evaluating players around the NFL and for the draft. He also represented the team to the NFL on contract, salary cap and player personnel matters.

In 2007, Roseman was invited to participate in the NFL-Stanford Program for managers at the Stanford Graduate School of Business, a program developed by the NFL to promote development of leaders within the league.

From 2008-09, Roseman served as the team's vice president of player personnel. In that role, he managed the college scouting staff, organized and ran draft meetings, and scouted the top college prospects around the country.

Roseman is also active in the Philadelphia-area community, contributing to a variety of initiatives involving military and children. He was named Honorary Commander for the Joint Base McGuire-Dix-Lakehurst for his continued efforts with the military. His charitable endeavors have benefited the Alex's Lemonade Stand Foundation, the Boys & Girls Clubs of America, USA Football, Pop Warner and Cop Wheels. He is also a member of the Governing Body of the Global Sports Management Summit and YPO. In 2018, Roseman was the recipient of the Steinberg-DeNicola Humanitarian Award, an honor presented by the Maxwell Football Club to an NFL representative that has committed themselves to doing good in their community.

Born in Brooklyn, NY, Roseman earned his bachelor's degree from the University of Florida before earning a JD degree from Fordham Law School. Howie and his wife, Mindy, reside in suburban Philadelphia with their four children.

Joe Douglas, who was hired by the Eagles on May 11, 2016, enters his third season as vice president of player personnel.

During the 2017 offseason, Douglas, along with Executive Vice President of Football Operations **Howie Roseman**, identified and acquired key veterans such as **LeGarrette Blount**, **Nick Foles**, **Alshon Jeffery**, **Chris Long**, **Patrick Robinson** and **Torrey Smith**, while also executing trades for veteran defenders **Ronald Darby** and **Tim Jernigan**. The team later traded for running back **Jay Ajayi** just before the NFL trade deadline in October. Additionally, Roseman, Douglas and the scouting department infused the roster with talent and youth during April's NFL Draft, which was held in Philadelphia for the first time since 1961. This extensive series of personnel transactions paid dividends when the Eagles captured the first **Super Bowl** title in franchise history with a 41-33 victory over the New England Patriots.

Prior to joining the Eagles, Douglas spent the 2015 season as the director of college scouting for the Chicago Bears after working in the Baltimore Ravens' personnel department for 16 years (2000-15).

During his time in Baltimore, Douglas was instrumental in acquiring a number of key performers for the Ravens, both through the draft and during the undrafted free agent signing period. Some of the players that he had a hand in obtaining included QB **Joe Flacco**, G **Ben Grubbs**, LB **Pernell McPhee**, LB **C.J. Mosley**, K **Justin Tucker**, CB **Lardarius Webb** and G **Marshal Yanda**. Grubbs, Mosley, Yanda and Tucker have combined for 10 **Pro Bowls** with the Ravens.

"I have known Joe for several years and have admired his work with both the Ravens and the Bears," said **Howie Roseman**, Eagles executive vice president of football operations. "He is a guy that we had targeted from the outset. I feel that we are very fortunate to have him lead our player personnel department. [Ravens general manager] **Ozzie Newsome** and [Bears general manager] **Ryan Pace** spoke very highly of him and his work. He is passionate about football, passionate about scouting and he played a vital role in the success of the Ravens over the last decade."

As a member of the Ravens organization, Douglas held various posts which included serving as the club's national scout (2012-15), Southeast area scout (2009-11), East Coast area scout (2008) and Northeast area scout (2003-07). Douglas was first hired by Baltimore in 2000, where he worked as a player personnel assistant for three years. He was responsible for fall and spring scouting assignments, college workouts and draft visit coordination, managing the team's college video library and assisting the pro personnel department with special teams evaluations of club opponents and unrestricted free agents.



SCOUTING DEPARTMENT



Joe Douglas, Vice President of Player Personnel

Andy Weidl, Director of Player Personnel

Tom Donahoe, Senior Football Advisor

Anthony Patch, Senior Director of College Scouting

Ian Cunningham, Director of College Scouting

Dwayne Joseph, Director of Pro Scouting

T.J. McCreight, Player Personnel Executive

Brandon Brown, Assistant Director of Pro Scouting

Alan Wolking, Assistant Director of College Scouting

Shawn Heinlen, Southwest Area Scout

Ryan Myers, West Coast Area Scout

Jim Ward, Northeast Area Scout

Matt Holland, Pro Scout

Patrick Stewart, National Scout

Phil Bhaya, NFS Scout

Casey Weidl, Player Personnel Coordinator

John Hill, Pro Scouting Coordinator

Lee DiValerio, Scouting Assistant

Chris Nolan, Scouting Assistant

An All-Atlantic 10 selection, Douglas started 45 consecutive games at tackle for the University of Richmond. Following his collegiate playing career, he transitioned into a volunteer assistant coach with the Spiders' football team in 1999.

As an offensive lineman at Lee-Davis (Mechanicsville, VA) High School, Douglas was recognized as a two-time all-state honoree.

He and his wife, Shannon, have two daughters, Addison and Leighton, and a son, Thomas.



DOUG PEDERSON HEAD COACH



Doug Pederson was named head coach of the Philadelphia Eagles on January 18, 2016, following a three-year run as the offensive coordinator of the Kansas City Chiefs from 2013-15.

In just his second season as an NFL head coach, Pederson led the Eagles to a 13-3 regular-season record, an NFC East title, the No. 1 seed in the NFC playoffs and the first **Super Bowl** title in franchise history with a 41-33 victory over the New England Patriots in **Super Bowl LII**.



Pederson became the eighth head coach in NFL history to win the Super Bowl in his first two seasons as a head coach and the seventh to win the Super Bowl in his first playoff run. Additionally, after coaching the Eagles to a 7-9 record during his first season with Philadelphia, Pederson became just the fourth head coach in NFL history to lead his team to a Super Bowl title following a sub-.500 record the previous season, joining **Bill Walsh** (1981 49ers), **Dick Vermeil** (1999 Rams) and **Bill Belichick** (2001 Patriots).

As a first-year head coach with the Eagles in 2016, Pederson developed rookie quarterback **Carson Wentz**, the No. 2-overall pick in the NFL Draft, and prepared the first-year signal caller to start the regular-season opener vs. the Cleveland Browns.

Under Pederson's direction, Wentz went on to set a team and all-time NFL rookie record with 379 completions, while posting franchise rookie records in pass attempts (607), passing yards (3,782), passing touchdowns (16) and completion percentage (62.4%). Wentz also produced the 4th-most passing yards (3,782) in single-season team history and NFL rookie history. Wentz started all 16 games in his rookie season, becoming the first Eagles quarterback to start all 16 regular-season games since **Donovan McNabb** in 2008.

Prior to arriving in Philadelphia, Pederson served as the offensive coordinator in Kansas City from 2013-15 and helped guide the Chiefs to a 31-17 regular-season record.

During his time in Kansas City, the Chiefs excelled at protecting the football and committed the third-fewest turnovers (50) in the NFL from 2013-15. Over that span, Kansas City's +29 turnover differential ranked third in the league.

In 2015, Pederson helped the Chiefs rebound from a 1-5 start to win a franchise-record 11 consecutive games, including Kansas City's first playoff victory in 22 years. During the Chiefs' regular-season winning streak, which began in Week 7, the club ranked tied for first in the NFL in rushing touchdowns (14), fourth in rushing yards per game (143.8) and tied for fifth in points per game (27.8). Limited turnovers helped propel the team's run, as the Chiefs committed just seven turnovers (four INTs, three fumbles) after Week 6 and finished the 2015 regular season with the second-fewest turnovers in the league (15).

Kansas City acquired QB **Alex Smith** via trade in 2013 and the 10-year veteran experienced the most productive stretch of his career under Pederson's tutelage: a three-year span during which he set a Chiefs record for wins by a starting quarterback in his first three years as a starter (30). During his three years in Pederson's offense, Smith notched three consecutive 3,000-yard seasons, threw the second-fewest interceptions among quarterbacks with at least 1,000 attempts (20) and ranked fourth among all quarterbacks with 1,183 rushing yards. Smith's 20 interceptions from 2013-15 marked the lowest three-season total

of his career in years that he played more than 10 games.

Before joining Kansas City, Pederson served as the quarterbacks coach in Philadelphia from 2011-12. In his first season as the Eagles quarterbacks coach, Pederson helped QB **Michael Vick** become the second quarterback in NFL history to top the 3,000-yard passing and 500-yard rushing plateaus in consecutive seasons. That year, under Pederson's direction, Vick set career highs in completions (253) and passing yards (3,303) while throwing the third-most touchdowns of his career (18). Vick's yards through the air, combined with his 589 rushing yards, helped Philadelphia's offense record a then-franchise-record 6,386 net yards (now the second-highest total) and notch a team-record 356 first downs. Additionally, the 2011 Eagles offense ranked second in the league in plays of 10-plus yards (258) and tied for second in plays of 20-plus yards (84).

Pederson began his pro coaching career as an offensive quality control coach with the Eagles from 2009-10. During that span, the Eagles scored 868 points and set single-season franchise scoring records in back-to-back years (429 in 2009 and 439 in 2010).

In 2010, Pederson assisted an Eagles offense that recorded a then-franchise-record 6,230 net yards (now fourth), which ranked second in the NFL that season, and a then-franchise-record 439 points, which ranked third in the league.

During Pederson's first season as an NFL coach (2009), the Eagles offense recorded the fifth-most passing yards in team history (4,089), which at the time ranked second in club annals.

A 12-year NFL veteran, Pederson played quarterback for the Green Bay Packers, Miami Dolphins, Philadelphia Eagles and Cleveland Browns after originally being drafted by the Carolina Panthers in the 1995 expansion draft. Pederson was coached by three of the most successful coaches in NFL history: **Don Shula**, **Mike Holmgren** and **Andy Reid**. Additionally, Pederson played alongside Pro Bowl quarterbacks **Brett Favre**, **Dan Marino**, **Donovan McNabb** and **Jim McMahon**.

Pederson served as a backup quarterback for Green Bay from 1995-98 and 2001-04, and was part of Packer teams that won **Super Bowl XXXI**, two NFC Championships (1996 and 1997) and six division titles. Pederson made eight starts for the Browns in 2000 and logged 1,047 yards and two touchdowns on 117 completions. In 1999, Pederson made nine starts for the Eagles, completing 119 passes for 1,276 yards and seven touchdowns.

In a 1993 contest against the Eagles, Pederson was pressed into duty when Dolphins starter **Scott Mitchell** left the game with a shoulder injury. In the second half, he helped guide Miami to a 19-14 win that marked **Don Shula**'s 325th career victory.

Pederson attended Northeast Louisiana (now Louisiana Monroe) where he was a three-year starter at quarterback. He finished his college career with 6,445 yards and 33 TDs on 571-of-1,032 passing. As a senior, Pederson led the Southland Conference in passing when he completed 205 of 367 passes for 2,282 yards and 10 TDs. In 1989, he set a school record with 619 passing yards against Stephen F. Austin. Pederson graduated from Northeast Louisiana with a B.B.A. in business management.

The Bellingham, WA, native (born January 31, 1968) earned three letters each in football, baseball and basketball at Ferndale (WA) H.S., where he was an all-league selection at quarterback, safety and kicker and finished his high school career with 1,880 yards and 19 TDs on 106-of-250 passing.

Pederson and his wife, Jeannie, have three sons: Drew, Josh and Joel. Jeannie played basketball at Louisiana College.



MIKE GROH
Offensive Coordinator
2nd year in Philadelphia



- Originally joined the Eagles in 2017 as wide receivers coach and was promoted to offensive coordinator in 2018
- During his first season with the Eagles, coached a unit that made significant improvements. The Eagles were the only team with two wide receivers that produced eight-or-more receiving TDs. Alshon Jeffery tied for fourth in the NFL with nine receiving TDs and Nelson Agholor enjoyed a breakout year as he tied for 2nd on the team with a career-high eight receiving TDs and ranked 1st in the NFL in third-down receiving average
- Served as passing game coordinator/receivers coach for the L.A. Rams in 2016
- Coached receivers for the Chicago Bears from 2013-15 and oversaw a position group that featured Pro Bowlers Alshon Jeffery and Brandon Marshall
- Won national championships in 2011-12 as wide receivers coach and recruiting coordinator for the University of Alabama
- Coached at UVA from 2001-08 and served as the OC in his final 3 seasons. Also played QB for the Cavaliers and led the team to bowl victories in 1994 and 1995
- The son of longtime NFL coach Al Groh

JIM SCHWARTZ
Defensive Coordinator
3rd year in Philadelphia



- During Philadelphia's 2017 Super Bowl LII-winning campaign, led an Eagles defense that finished No. 1 in the NFL against the run (79.2 ypg), produced the fourth-most takeaways in the league (31) and ranked 3rd in third-down defense (32.2%). The Eagles gave up just seven rushing TDs on the year, which tied with the 2008 defense for the fewest rushing TDs surrendered by an Eagles defense since 2002. In total, Philadelphia's defense gave up 31 TDs on the season, which marks the fewest TDs surrendered by an Eagles defense since 2008 (26)
- In 2016, his first season with the Eagles, guided the team's transition from a 3-4 to a 4-3 defense and oversaw a unit that featured Pro Bowl DT Fletcher Cox and second-team All-Pro Brandon Graham. In addition to Cox and Graham's accolades, second-year linebacker Jordan Hicks led all NFL LBs with five INTs. The Eagles defense finished third in the NFL in red zone defense (45.1 pct.)

- In 2014, directed a Bills defense that allowed the second-fewest points in the NFL (16.9 ppg), notched a league-high 54 sacks, held opponents to a league-best 33.2 percent third-down conversion rate and allowed the second-lowest quarterback rating (74.5)
- Served as head coach of the Detroit Lions from 2009-2013. Guided the team to its first playoff berth since 1999 when he coached Detroit to a 10-6 record in 2011
- Spent 10 years with the Tennessee Titans, serving as defensive coordinator from 2001-08. Helped the Titans reach Super Bowl XXXIV and win three division titles
- Attended Georgetown, where he was a four-year letterwinner at linebacker

DAVE FIPP
Special Teams Coordinator
6th year in Philadelphia



- In 2017, tutored rookie kicker Jake Elliott after the team lost veteran kicker Caleb Sturgis to injury in Week 1. Elliott enjoyed a historic rookie campaign, kicking the longest regular-season (61 yards vs. NYG in Week 3) and postseason FGs (53 yards in the Divisional Round vs. Atl.) in franchise and NFL rookie history. He also kicked the two longest FGs by a rookie in Super Bowl history (42 and 46 yards) in Philadelphia's 41-33 win vs. New England in Super Bowl LII
- In 2016, the Eagles ranked second in the NFL with a franchise record 27.314 kickoff return average, led the league with five kickoff returns of 50-plus yards, and were the only team to record multiple kickoff returns for TDs (two)
- Under his direction in 2015, the Eagles ranked 2nd in the NFL in punt return average (11.4)
- In 2014, the Eagles ranked first in the annual *Dallas Morning News* special teams rankings compiled by Rick Gosselin. That year, special teams accounted for a franchise-best and NFL-high seven TDs
- Served as assistant special teams coach with the Miami Dolphins (2011-12) and the San Francisco 49ers (2008-10)
- Coached in college for 10 years at San Jose St., Nevada, Cal Poly, Holy Cross and his alma mater, Arizona
- Walked on at Arizona and played from 1994-97 as a safety and special teamer

DUCE STALEY
Assistant Head Coach/
Running Backs
8th year in Philadelphia



- Originally a third-round pick of Eagles in 1997, enters his 8th year as a member of the Philadelphia coaching staff. Earned the added title of assistant head coach during the 2018 offseason
- Philadelphia ranks 5th in the NFL in rushing offense (127.9 ypg) during his tenure as running backs coach (2013-17)
- The Eagles ground game helped propel the team to its first Super Bowl title in 2017, ranking 3rd overall in rushing offense (132.2 yards per game) and 4th in rushing average (4.47 yards per attempt)
- In 2013, helped All-Pro RB LeSean McCoy become the first Eagle to lead the NFL in rushing and scrimmage yards since 1947
- Worked first two seasons in Philadelphia as an assistant special teams coach, while helping with the running backs
- Gained 5,785 yards during his 10-year NFL career with Philadelphia (1997-2003) and Pittsburgh (2004-06)
- Ranks 5th on team's all-time rushing list. Is one of three Eagles to top 200 yards rushing in a game (Steve Van Buren and McCoy)
- Won a Super Bowl with Pittsburgh in 2005
- His Eagle teammates voted him offensive MVP three times (1998, 1999, and 2002)

GUNTER BREWER
Wide Receivers
1st year in Philadelphia



- Enters his first season with the Eagles as the team's wide receivers coach and brings more than 30 years of coaching experience to Philadelphia
- Spent the previous six seasons (2012-17) as co-offensive coordinator/wide receivers coach at the University of North Carolina. During that span, UNC set the school record for passing yards five times, throwing for more than 3,500 yards each year from 2012-16
- Coached some of the most productive WRs in UNC history, including Eagles second-year wideout Mack Hollins
- Tutored three Biletnikoff Award finalists during his time in the collegiate ranks: Justin Blackmon (Oklahoma State, 2010), Dez Bryant (Oklahoma State, 2008 – runner-up) and Randy Moss (Marshall, 1997 – winner)
- Was a two-year letter-winner as a wide receiver at Wake Forest



KEN FLAJOLE

Linebackers

3rd year in Philadelphia



- In 2017, helped the defense overcome the loss of starting MLB Jordan Hicks in Week 7 by preparing veteran LB Nigel Bradham to take over the radio and call the defense. Bradham led Eagles LBs with 85 tackles (67 solo) and had a career-high 8 PDs, adding 12 tackles (10 solo) and a sack during the team's Super Bowl LII-winning postseason run
- In 2016, Hicks led all NFL LBs with 5 INTs
- Has coached every defensive position in his 38-year coaching career
- Served as the St. Louis Rams' defensive coordinator from 2009-2011 and coached the Carolina Panthers LBs from 2003-08
- Spent 21 years coaching in the college ranks prior to entering the NFL in 1998
- Played collegiately at Pacific Lutheran and Wenatchee Valley CC

TIM HAUCK

Safeties

3rd year in Philadelphia



- Under Hauck's direction in 2017, S Malcolm Jenkins earned his second career Pro Bowl nod after finishing the regular season with a team-high 119 tackles
- In 2016, Jenkins returned 2 INTs for TDs and Rodney McLeod set career highs in tackles (117), INTs (3) and PDs (10)
- Served as the defensive coordinator and CBs coach for UNLV from 2013-14
- Enjoyed a 13-year NFL playing career and appeared in 183 regular-season games. Totaled 357 tackles, 16 PDs, six FFs, four FRs and 162 special teams tackles
- Played in 51 games for the Eagles (1999-2002) and logged 158 tackles on defense and 47 tackles on special teams. Started alongside Brian Dawkins in 1999 and finished second on the team with 122 tackles
- Was a two-time first-team All-American safety at Montana

JUSTIN PEELE

Tight Ends

6th year in Philadelphia



- Under Peelle's direction, Eagles TEs excelled during the team's 2017 Super Bowl season. Philadelphia was one of just two teams in the NFL to boast two TEs with at least 5 receiving TDs (Zach Ertz and Trey Burton). Ertz was named to his first career Pro Bowl after finishing 3rd among NFL tight ends with 824 receiving yards and logging a career-high 8 TDs

- In 2016, Ertz recorded a career-high 78 catches, marking the second-most by an Eagles TE in franchise history
- Drafted by the Chargers in 4th round in 2002. Played TE for 10 seasons in NFL with San Diego, Miami, Atlanta and San Francisco. Caught 123 passes and 12 TDs

JEFF STOUTLAND

Offensive Line/ Run Game Coordinator

6th year in Philadelphia




- Originally joined the Eagles as the team's offensive line coach in 2013 and took on the added responsibility of run game coordinator during the 2018 offseason
- In 2017, coached one of the most dominant offensive lines in the NFL. Philadelphia's line paved the way for a ground attack that ranked 3rd in the NFL in rushing offense (132.2 yards per game) and 4th in rushing average (4.47 yards per carry). T Lane Johnson and G Brandon Brooks were voted to their first career Pro Bowls, while Johnson and C Jason Kelce earned *Associated Press* All-Pro recognition. Helped the Eagles overcome a season-ending injury to All-Pro LT Jason Peters in Week 7 by preparing second-year T Halapoulivaati Vaitai to step into the starting lineup
- In 2016, helped the Eagles battle injuries by fielding seven different starting offensive line combinations. His only two linemen to start all 16 games (Peters and Kelce) both made the Pro Bowl
- Coached one of the best lines in the nation at Alabama from 2011-12 and helped the team to a National Championship in 2012
- Also coached successful offensive lines at Miami, FL (2007-10), Michigan St. (2000-06), Syracuse (1999) and Cornell (1993-96)

PRESS TAYLOR

Quarterbacks

6th year in Philadelphia



- Joined the Eagles as an offensive quality control coach in 2013, added the responsibility of assistant quarterbacks coach in 2016 and was promoted to quarterbacks coach during the 2018 offseason
- Philadelphia's QBs excelled during the 2017 season. Carson Wentz received his first career Pro Bowl nod and was named *Associated Press* second-team All-Pro after leading the Eagles to an 11-2 record and ranking 2nd in the NFL with a franchise-record 33 passing TDs. Following a season-ending injury to Wentz, Nick Foles led Philadelphia to its first Super Bowl title, recording a 100-plus passer rating in all three playoff games and earning Super Bowl LII MVP honors

- In 2016, his first season with the added responsibilities of assistant QBs coach, worked with rookie Wentz and helped him set a team and all-time NFL rookie record with 379 completions
- Lettered two years as a QB at Marshall after transferring from Butler Community College, where he led the school to two JUCO championships (2007-08)
- Brother, Zac, was named L.A. Rams quarterbacks coach during the 2018 offseason

CORY UNDLIN

Defensive Backs

4th year in Philadelphia



- During Philadelphia's 2017 Super Bowl LII-winning campaign, the Eagles defense produced the 4th-most takeaways in the league (31) and ranked 3rd in third-down defense (32.2%). On the year, Philadelphia gave up 24 TD receptions, which marked the fewest TDs surrendered by an Eagles defense since 2008 (19). S Malcolm Jenkins was named to his second career Pro Bowl
- Coached the safety tandem of Jenkins and Rodney McLeod in 2016 and helped McLeod set career highs in tackles (117), INTs (3) and PDs (10). In his first year coaching Eagles DBs (2015), Jenkins earned his first career trip to the Pro Bowl
- Spent three years with the Denver Broncos prior to arriving in Philadelphia and worked with three Pro Bowl DBs in 2014 - Aqib Talib, Chris Harris Jr., and T.J. Ward
- Also held NFL coaching positions in Jacksonville, Cleveland and New England

CHRIS WILSON

Defensive Line

3rd year in Philadelphia



- In 2017, the Eagles defensive line featured four players with 5-plus sacks, marking the first time since 2002 that four individual Eagles defensive linemen recorded 5-plus sacks in a season. DE Brandon Graham led the team with a career-high 9.5 sacks, followed by Pro Bowl DT Fletcher Cox (5.5), DE Chris Long (5.0) and rookie DE Derek Barnett (5.0)
- In his first season with the Eagles, oversaw the line's transition to a 4-3. Graham was named second-team AP All-Pro in his first season back at DE and Cox was named to the Pro Bowl
- Coached 23 years in the college ranks including positions at Missouri, USC, Georgia, Mississippi State and Oklahoma
- Played collegiately at Oklahoma where he recorded 303 tackles. Was a 12th-round draft pick of the Chicago Bears in 1992



EUGENE CHUNG
Assistant Offensive Line/
Tight Ends/Run Game
6th year in Philadelphia



- In 2017, Chung and offensive line coach Jeff Stoutland coached one of the most dominant offensive lines in the NFL. Philadelphia's rushing attack ranked 3rd in the NFL in rushing offense (132.2 yards per game) and 4th in rushing average (4.47 yards per carry). T Lane Johnson and G Brandon Brooks were voted to their first career Pro Bowls, while Johnson and C Jason Kelce earned *Associated Press* All-Pro recognition
- Rejoined Eagles staff in 2016, having previously served as the team's offensive line assistant from 2010-12. Has coached with Eagles Head Coach Doug Pederson in both Philly and Kansas City
- In 2016, helped offensive line coach Jeff Stoutland field seven different starting offensive line combinations
- Was the assistant offensive line coach for the Chiefs from 2013-15. In those three seasons, the Chiefs ranked first in the NFL with 54 rushing TDs
- Originally a first-round pick of the New England Patriots in 1992 (13th overall), enjoyed a six-year playing career

MATTHEW HARPER
Assistant Special Teams
6th year in Philadelphia



- Enters his sixth year in Philadelphia and his fifth as the team's assistant special teams coach. Worked as assistant defensive backs coach in 2015
- In 2017, the Eagles special teams unit featured rookie kicker Jake Elliott, who enjoyed a historic rookie campaign, kicking the longest regular-season (61 yards vs. NYG in Week 3) and postseason FGs (53 yards in the Divisional Round vs. Atl.) in franchise and NFL rookie history
- In 2016, the Eagles ranked 2nd in the NFL with a franchise record 27.314 kickoff return average, led the league with five kickoff returns of 50-plus yards, and were the only team to record multiple kickoff returns for TDs (two). Additionally, the Eagles finished 2nd in the NFL in punt return average (12.9)
- In 2014, the Eagles ranked first in Rick Gosselin's annual *Dallas Morning News* special teams ranking
- Was as a coaching intern and G.A. at Oregon from 2009-12. Played two seasons as a safety at Oregon (2006-07) after transferring from City College of San Francisco
- Son of two-time Nebraska All-America DE and 11-year NFL vet Willie Harper

CARSON WALCH
Assistant Wide Receivers
1st year in Philadelphia



- Joined the Eagles in 2018 after two seasons with the Edmonton Eskimos as offensive coordinator/receivers coach (2017) and receivers/passing game coordinator (2016)
- From 2013-14, served as an offensive quality control coach with the Chicago Bears, where he worked with Eagles offensive coordinator and former Bears wide receivers coach Mike Groh
- An All-American, all-region and all-conference running back, receiver and return specialist for Winona State from 1996-99. During his final season, was named a regional finalist for the Harlon Hill Award, which is earned by the top player in NCAA Division II football

PHILLIP DANIELS
Defensive Quality Control/
Assistant Defensive Line
3rd year in Philadelphia



- In 2017, the defensive line featured four players with 5-plus sacks, marking the first time since 2002 that four individual Eagles defensive linemen recorded 5-plus sacks in a single season. DE Brandon Graham led the team with a career-high 9.5 sacks, followed by Pro Bowl DT Fletcher Cox (5.5), DE Chris Long (5.0) and rookie DE Derek Barnett (5.0)
- Joined the Eagles in 2016 and assisted Chris Wilson with a defensive line that featured Pro Bowl DT Fletcher Cox and second-team All-Pro DE Graham
- Originally a fourth-round pick of the Seahawks in 1996, he played for Seattle (1996-99), Chicago (2000-03) and Washington (2004-10). Totaled 512 tackles, 62 sacks, 51 PDs, 15 forced fumbles and 12 fumble recoveries in his career

TRENT MILES
Offensive Quality Control/
Assistant Running Backs
2nd year in Philadelphia



- Served as a coaching assistant for the Eagles in 2017 and was promoted to offensive quality control coach in 2018
- Was the head coach at Georgia State from 2013-2016. Named Sun Belt Coach of the Year in 2015
- Played wide receiver at Indiana State from 1982-86. Was a member of the 1984 Sycamores team that was ranked No. 1 in the nation for much of the season and was inducted into the Indiana State Hall of Fame in 2002

RYAN PAGANETTI
Defensive Quality Control/
Assistant Linebackers
4th year in Philadelphia



- Originally joined the Eagles as an analyst in March 2015, was named a coaching assistant in 2017 and worked with the linebackers. Was elevated to defensive quality control and assistant linebackers coach during the 2018 offseason
- Played running back at Dartmouth

T.J. PAGANETTI
Offensive Quality Control/
Assistant Offensive Line
4th year in Philadelphia



- Enters his second season as the Eagles offensive quality control/assistant offensive line coach. Originally joined the organization in 2013 as an analyst working with the offense and quarterbacks
- Held numerous stints with the Oregon Ducks football program including undergraduate intern (2007-2008) and student assistant coach (2009-2012). After two seasons with the Eagles as an analyst (2013-14), Paganetti returned to Oregon as a Graduate Assistant/Linebackers coach for the 2015-2016 seasons

SPENCER PHILLIPS
Offensive Quality Control/
Assistant Quarterbacks
3rd year in Philadelphia



- Promoted to offensive quality control/assistant quarterbacks during the 2018 offseason. Originally joined the Eagles as a coaching assistant/assistant to the head coach during the 2016 offseason
- Spent 2015 as the defensive quality control coach at Samford University
- Was an All-Conference quarterback at West Los Angeles Junior College before transferring to Murray State University

DINO VASSO
Defensive Quality Control/
Assistant Secondary
3rd year in Philadelphia



- During the 2017 Super Bowl campaign, the Eagles defense produced the 4th-most takeaways in the league (31). On the year, Philadelphia's secondary gave up 24 TD receptions, which marks the fewest TDs surrendered by an Eagles defense since 2008 (19)
- Served as a coaching assistant with the Kansas City Chiefs (2013-15). Worked primarily with the secondary in K.C.
- Was a four-year DB at New Hampshire
- A native of Crum Lynne, PA, lettered in football at Ridley H.S. in Folsom, PA



6-0 | 198  **4th Year**

DOB: May 24, 1993 (Age 25)



USC

**D1-15 (20th overall)
by Philadelphia**



2017

Originally selected by Philadelphia with the 20th-overall pick in 2015, **Nelson Agholor** (pronounced AGG-uh-lore) enjoyed a breakout season in 2017, producing career highs in receptions (62), receiving yards (768) and receiving TDs (8). Agholor also recorded a career-high 9 receptions for 84 yards in **Super Bowl LII**.

MOST RECEIVING TDs

NFL PLAYERS IN 2017

DeAndre Hopkins (Hou.)	13
Davante Adams (GB)	10
Jimmy Graham (Sea.)	10
Alshon Jeffery (Phi.)	9
Antonio Brown (Pit.)	9
Marvin Jones Jr. (Det.)	9
Jarvis Landry (Mia.)	9
Nelson Agholor (Phi.)	8
Zach Ertz (Phi.)	8
Several players tied	8

20+ YARD RECEPTIONS

EAGLES PLAYERS IN 2017

9	Nelson Agholor
8	Alshon Jeffery
7	Zach Ertz

THIRD-DOWN RECEIVING AVERAGE

NFL PLAYERS IN 2017

Nelson Agholor (Phi.)	17.5
Antonio Brown (Pit.)	17.0
Keenan Allen (LAC)	15.3
Julio Jones (Atl.)	15.2
DeAndre Hopkins (Hou.)	14.5

(min. 20 receptions)

THREE STEP DROP

If he could be a superhero: **The Flash**

First job: **Cashier at PDQ**

Hobbies: **Cooking. "My best meal is rice, pork chops and plantains."**

Pregame ritual: **Calls his mother on the phone to pray with her**

Best player he has faced: **"Patrick Peterson is a great competitor."**

Favorite books: ***Things Fall Apart* by Chinua Achebe & *Oh, the Places You'll Go* by Dr. Seuss**

Three favorite throwback jerseys: **Michael Jordan, Emsley A. Laney High School; Reggie Bush, USC; Charlie Ward, Florida State**

CAREER HIGHLIGHTS

- Recorded a career-high 9 catches for 84 yards in **Super Bowl LII** at NE (2/4/18). Tied for the 2nd-most receptions in Eagles playoff history, behind **Brent Celek's** 10 catches on 1/18/09 at Arizona



CAREER STATISTICS

Year	Team	GP/S	RECEIVING					OFF SNAPS	
			Rec	Yds	Avg	Lg	TD	No	Pct
2015	Philadelphia	13/12	23	283	12.3	53t	1	671	58%
2016	Philadelphia	15/14	36	365	10.1	40t	2	883	78%
2017	Philadelphia	16/10	62	768	12.4	72t	8	813	72%
2018	Philadelphia	2/2	16	121	7.6	50	1	140	93%
Totals		46/38	137	1537	11.2	72t	12	---	---

PLAYOFFS

2017	Philadelphia	3/3	15	167	11.1	42	0	154	74%
Totals		3/3	15	167	11.1	42	0	---	---

ADDITIONAL STATISTICS

Rushing: 8 for 39 yards (4.9 avg.) - 2018 (2-18); 2017 (1-7); 2016 (5-14)

Postseason Rushing: 4 for 29 yards (7.3 avg.) in 2017

Passing: 1-of-1 for 15 yards (9/6/18 vs. Atl.)

Kickoff Returns: 5 for 92 yards (18.4 avg.) in 2016

Fumbles/Lost: 2/1 - 2016 (1/0); 2015 (1/1)

Fumble Recovery TD: 1 - 11/16/17 vs. Chi.

CAREER HIGHS

Receptions	9	2/4/18 at NE (SB)
Receiving Yards	141	12/3/17 at Sea.
Receiving Long	72t	10/8/17 vs. Ari.
Receiving TDs	1	12x, last: 9/16/18 at TB

CAREER HIGHLIGHTS (Continued)

2018 - PHILADELPHIA EAGLES (2/2)

- Recorded season highs in catches (8, tied) and receiving yards (88) at TB (9/16/18). Became just the 2nd player in Eagles history to post 8+ receptions in 3 straight games (including playoffs), joining **Zach Ertz** (12/20/15-1/3/16)
- Led the Eagles with a season-high 8 catches for 33 yards in the season-opening win vs. Atl. (9/7/18)

2017 - PHILADELPHIA EAGLES (16/10, 3/3)

- Enjoyed a breakout season, producing career highs in receptions (62), receiving yards (768) and receiving TDs (8)
- Tied for 8th in the NFL in receiving TDs (8), behind **DeAndre Hopkins** (13), **Davante Adams** (10), **Jimmy Graham** (10), **Antonio Brown** (9), **Alshon Jeffery** (9), **Marvin Jones Jr.** (9) and **Jarvis Landry** (9)
- Led Philadelphia with nine 20+ yard receptions, including two 50+ yard receiving TDs, which are the most by an Eagle in a single season since **Jeremy Maclin** in 2014 (3)
- Ranked 1st in the NFL in third-down yards per reception (17.5) (min. 20 receptions)

2018 GAME-BY-GAME STATISTICS (PHI)

Date	Opp	GP/S	RECEIVING					SNAPS	
			Rec	Yds	Avg	Lg	TD	No	Pct
Sep 6	Atl	W 1/1	8	33	4.1	10	0	68	94%
Sep 16	at TB	L 1/1	8	88	11.0	50	1	72	91%
Sep 23	Ind								
Sep 30	at Ten								
Oct 7	Min								
Oct 11	at NYG								
Oct 21	Car								
Oct 28	at Jax								
Nov 11	Dal								
Nov 18	at NO								
Nov 25	NYG								
Dec 3	Was								
Dec 9	at Dal								
Dec 16	at LAR								
Dec 23	Hou								
Dec 30	at Was								
Totals		2/2	16	121	7.6	50	1	140	93%





2017 GAME-BY-GAME STATISTICS (PHI)

				RECEIVING					SNAPS	
Date	Opp		GP/S	Rec	Yds	Avg	Lg	TD	No	Pct
Sep 10	at Was	W	1/0	6	86	14.3	58t	1	42	62%
Sep 17	at KC	L	1/0	1	9	9.0	9	1	55	76%
Sep 24	NYG	W	1/0	2	20	10.0	11	0	45	59%
Oct 1	at LAC	W	1/1	3	58	19.3	36	0	61	77%
Oct 8	Ari	W	1/1	4	93	23.3	72t	1	47	70%
Oct 12	at Car	W	1/1	4	55	13.8	24t	1	48	77%
Oct 23	Was	W	1/1	4	45	11.3	14	1	47	72%
Oct 29	SF	W	1/1	3	26	8.7	17	0	36	51%
Nov 5	Den	W	1/0	2	36	18.0	35	0	40	58%
Nov 19	at Dal	W	1/0	1	-2	-2.0	-2	0	47	73%
Nov 26	Chi	W	1/1	3	32	10.7	15t	1	65	83%
Dec 3	at Sea	L	1/1	7	141	20.1	51	1	66	88%
Dec 10	at LAR	W	1/1	8	64	8.0	18	0	77	85%
Dec 17	at NYG	W	1/1	7	59	8.4	16	1	49	72%
Dec 25	Oak	W	1/1	4	35	8.8	12	0	58	85%
Dec 31	Dal	L	1/0	3	11	3.7	7	0	30	51%
Totals			16/10	62	768	12.4	72t	8	813	72%
PLAYOFFS										
Jan 13	Atl	W	1/1	3	24	8.0	10	0	51	76%
Jan 21	Min	W	1/1	3	59	19.7	42	0	46	71%
Feb 4	at NE	W	1/1	9	84	9.3	24	0	57	76%
Totals			3/3	15	167	11.1	42	0	154	74%

HIGH SCHOOL STANDOUT

Agholor attended Berkeley Prep (Tampa, FL), where he earned All-America honors as a senior running back, wide receiver, cornerback and safety. In his career, Agholor notched 4,732 rushing yards, 921 receiving yards, 12 INTs and 8 kickoff return TDs.

As a senior, Agholor totaled 212 carries for 1,983 yards and 28 TDs and 10 receptions for 117 yards and 2 TDs. He also racked up 35 tackles and 3 INTs on defense.

As a junior, Agholor had 1,440 yards on offense, 3 INTs on defense and 323 return yards.

As a sophomore, Agholor ran for 970 yards with 15 TDs and had 14 receptions for 239 yards with 3 TDs, while totaling 31 tackles and 4 INTs on defense.

Agholor also played basketball at Berkeley, where he averaged 12.8 points, 4.8 rebounds, 4.3 assists and 2.3 steals as a senior.

BIRDSEED

Agholor, who majored in communication at USC, was born in Nigeria and moved to the United States when he was 5 years old. Agholor is the son of Felix and Caroline and has four siblings. His father played high-level soccer in Nigeria.



@nelsonagholor



@nelsonagholor15

CAREER HIGHLIGHTS (Continued)

- Posted a career-high 9 receptions for 84 yards in **Super Bowl LII** at NE (2/4/18). Tied for the 2nd-most receptions in Eagles playoff history, trailing only **Brent Celek's** 10 catches on 1/18/09 at Arizona
- Helped set up an Eagles TD drive (1-yard rushing TD by **LeGarrette Blount**) with a 21-yard gain on an end-around in the 15-10 win vs. Atl. (1/13/18) in the Divisional Round. Marked the longest rush ever by an Eagles WR in the playoffs and the longest overall by an Eagles WR since **DeSean Jackson** on 10/17/10 vs. Atlanta (31 yards)
- Paced the Eagles with 7 receptions for a career-high 141 receiving yards and 1 TD at Sea. (12/3/17). Became the first Eagle to produce 140+ receiving yards and 1+ TD in a single game since **Jordan Matthews** on 12/20/15 vs. Ari. (159-1)
- Recorded 2 TDs in the 31-3 win vs. Chi. (11/26/17). Caught a 15-yard TD in the second quarter and also registered his first career fumble recovery TD in the fourth quarter
- Posted 4 receptions for 45 yards and 1 TD in the 34-24 win vs. Was. (10/23/17). Marked his 3rd consecutive game with a receiving TD, the longest streak of his career
- Caught a 24-yard TD in the fourth quarter and finished with 55 yards on 4 receptions in the 28-23 win at Car. (10/12/17)



6-2 | 216  **6th Year****DOB: May 30, 1989 (Age 29)****Hollywood,
Florida****Chaminade-Maddona
High School****Central Florida**
UDFA ('11) by Buffalo
Acquired: FA-Ind-18**In 2015, Aiken led
the Ravens with
75 receptions
for 944 yards
and 5 TDs.**

Kamar Aiken rejoined the Eagles in Week 2 of 2018 after originally signing with the team during training camp. Aiken entered the NFL as an undrafted free agent with Buffalo in 2011 and has since played in 66 career regular-season games (27 starts). In 2015, he led the Ravens with career highs in receptions (75), receiving yards (944) and receiving TDs (5).

MOST RECEPTIONS**BALTIMORE RAVENS IN 2015**

Kamar Aiken	75
Steve Smith Sr.	46
Javorius Allen	45
Kyle Juszczyk	41
Crockett Gillmore	33

MOST RECEIVING YARDS**BALTIMORE RAVENS IN 2015**

Kamar Aiken	944
Steve Smith Sr.	670
Crockett Gillmore	412
Jeremy Butler	363
Javorius Allen	353

RECEIVING TDs**BALTIMORE RAVENS (2015)**

5	Kamar Aiken
4	Kyle Juszczyk
4	Crockett Gillmore
3	Steve Smith Sr.

BIRDSEED**@Kamar Aiken88**

Aiken prepped at Chaminade-Madonna (FL) High School, where he earned all-state honors as a senior.

Aiken, who majored in criminal justice at UCF, participated in a shadowing program with the FBI and Secret Service during the summer of 2014. Aiken is certified in scuba diving and would someday like to dive in Aruba.

CAREER HIGHLIGHTS

- With the Ravens in 2015, recorded career and team highs in receptions (75), receiving yards (944) and receiving TDs (5)



CAREER STATISTICS

			RECEIVING					OFF SNAPS	
Year	Team	GP/S	Rec	Yds	Avg	Lg	TD	No	Pct
2011	Buffalo	2/0	0	0	---	--	0	N/A	N/A
2012	New England	1/0	0	0	---	--	0	3	1%
2014	Baltimore	16/0	24	267	11.1	24	3	273	25%
2015	Baltimore	16/14	75	944	12.6	48t	5	937	83%
2016	Baltimore	16/6	29	328	11.3	29	1	595	52%
2017	Indianapolis	15/7	15	133	8.9	21	0	588	57%
2018	Philadelphia	1/1	5	39	7.8	18	0	62	41%
Totals		67/28	148	1711	11.6	48t	9	---	---

PLAYOFFS

2012	New England	0/0	0	0	---	--	0	0	0%
2014	Baltimore	2/0	2	23	11.5	19t	1	55	41%
Totals		2/0	2	23	11.5	19t	1	---	---

ADDITIONAL STATISTICS

Fumbles/Lost: 1/1 - 2015 (1/1) **Fumble Recoveries:** 2 - 2016 (2)

Special Teams Tackles: 7 - 2016 (2); 2014 (4); 2011 (1)

Special Teams TDs: Returned a blocked punt vs. Jax. (12/14/14)

CAREER HIGHS

Receptions	8	2x, last: 12/27/15 vs. Pit.
Receiving Yards	128	12/20/15 vs. KC
Receiving Long	48	2x, last: 12/20/15 vs. KC (48t)
Receiving TDs	1	9x, last: 12/18/16 vs. Phi.

2018 GAME-BY-GAME STATISTICS (PHI)

			RECEIVING					SNAPS	
Date	Opp	GP/S	Rec	Yds	Avg	Lg	TD	No	Pct
Sep 16	at TB	L 1/1	5	39	7.8	18	0	62	78%
Sep 23	Ind								
Sep 30	at Ten								
Oct 7	Min								
Oct 11	at NYG								
Oct 21	Car								
Oct 28	at Jax								
Nov 11	Dal								
Nov 18	at NO								
Nov 25	NYG								
Dec 3	Was								
Dec 9	at Dal								
Dec 16	at LAR								
Dec 23	Hou								
Dec 30	at Was								
Totals		1/1	5	39	7.8	18	0	62	41%

2017 GAME-BY-GAME STATISTICS (IND)

			RECEIVING					SNAPS	
Date	Opp	GP/S	Rec	Yds	Avg	Lg	TD	No	Pct
Sep 10	at LAR	L 1/0	1	3	3.0	3	0	26	52%
Sep 17	Ari	L 1/1	3	31	10.3	14	0	63	89%
Sep 24	Cle	W 1/1	1	9	9.0	9	0	5	8%
Oct 1	at Sea	L 1/0	1	4	4.0	4	0	51	85%
Oct 8	SF	W 1/1	2	22	11.0	13	0	67	88%
Oct 16	at Ten	L 1/1	2	21	10.5	14	0	51	88%
Oct 22	Jax	L 1/1	2	8	4.0	7	0	43	64%
Oct 29	at Cin	L 1/1	2	33	16.5	21	0	47	64%
Nov 5	at Hou	W 1/1	0	0	---	--	0	49	74%
Nov 12	Pit	L 0/0	INACTIVE						
Nov 26	Ten	L 1/0	0	0	---	--	0	7	11%
Dec 3	at Jax	L 1/0	0	0	---	--	0	21	30%
Dec 10	at Buf	L 1/0	0	0	---	--	0	42	59%
Dec 14	Den	L 1/0	0	0	---	--	0	34	63%
Dec 23	at Bal	L 1/0	0	0	---	--	0	50	81%
Dec 31	Hou	W 1/0	1	2	2.0	2	0	32	50%
Totals		15/7	15	133	8.9	21	0	588	57%

CAREER HIGHLIGHTS (Continued)

2017 - INDIANAPOLIS COLTS (15/7)

- Finished the regular season with 15 catches for 133 yards (8.9 avg.)

2016 - BALTIMORE RAVENS (16/6)

- Totaled 29 receptions for 328 yards (11.3 avg.) and 1 TD. Also had 2 special teams tackles

2015 - BALTIMORE RAVENS (16/14)

- Posted career and team highs in receptions (75), receiving yards (944) and receiving TDs (5) for the league's No. 8-ranked passing attack (266.9 ypg)
- Finished with 5+ receptions in 9 straight games, which was the longest such streak in Ravens history and the NFL's 3rd-longest streak to close out the 2015 season
- Posted career highs with 8 receptions for 128 yards (16.0 avg.) in his first career 100+ yard game vs. KC (12/20/15)

2014 - BALTIMORE RAVENS (16/0, 2/0)

- Registered 24 catches for 267 yards (11.1 avg.) and 3 TDs and posted 4 special teams tackles in the first full season of his NFL career
- Notched the first 4 receptions of his career for 30 yards (7.5 avg.) in his Ravens debut vs. Cin. (9/7/14)
- Logged the first TD of his career at TB (10/12/14)
- Returned a blocked punt by S **Darian Stewart** 11 yards for a TD vs. Jax. (12/14/14) and added 2 special teams stops



6-0 | 223  **4th Year**

DOB: June 15, 1993 (Age 25)



Boise State
D5b-15 (149th overall)
by Miami
Acquired: T-Mia-17

THREE STEP DROP

Nickname: Jay Train

Bucket list: Travel to Greece

If he could play another sport, what position/team: Forward for Arsenal F.C.

First job: Chick-fil-A

Desired talent: "I would love to be able to cut and sew."

Moment left star struck: "I was in Miami at a Drake concert and when I was backstage Rihanna walked past me."

Favorite quote: "Humble but hungry."

Favorite movies: *Kill Bill* series

Favorite TV show: *Stranger Things*

Favorite meal: "My mom's spaghetti and African food."



2017

Jay Ajayi (pronounced uh-JYE-ee) was acquired by Philadelphia in a trade with Miami in Week 9 of 2017 and went on to lead the Eagles with 184 rushing yards during the team's **Super Bowl LII**-winning postseason run. Since 2016, Ajayi ranks 6th in the NFL in rushing yards (2,207).

MOST RUSHING YARDS

NFL PLAYERS SINCE 2016

Ezekiel Elliott	2,761
Le'Veon Bell	2,559
Jordan Howard	2,517
LeSean McCoy	2,466
Todd Gurley II	2,340
Jay Ajayi	2,230
Melvin Gordon	2,194
Mark Ingram	2,167

MOST RUSHING YARDS PER GAME

NFL PLAYERS SINCE 2016

Ezekiel Elliott	102.3
Le'Veon Bell	94.8
Jordan Howard	78.7
LeSean McCoy	74.7
Jay Ajayi	71.9

(min. 400 attempts)

CAREER HIGHLIGHTS

- Led the **Super Bowl LII**-winning Eagles with 184 rushing yards during the 2017 postseason
- In 2017, became the first player in NFL history to produce 400+ rushing yards with two different teams in the same season, doing so with Miami (465) and Philadelphia (408)



CAREER STATISTICS

Year	Team	GP/S	RUSHING					RECEIVING					OFF SNAPS		
			Att	Yds	Avg	Lg	TD	Rec	Yds	Avg	Lg	TD	TYS	No	Pct
2015	Miami	9/0	49	187	3.8	24	1	7	90	12.9	20	0	277	158	15%
2016	Miami	15/12	260	1272	4.9	62t	8	27	151	5.6	15	0	1423	581	61%
2017	Miami	7/7	138	465	3.4	21	0	14	67	4.8	15	0	532	320	71%
	Philadelphia	7/1	70	408	5.8	71	1	10	91	9.1	32	1	499	189	17%
	Totals	14/8	208	873	4.2	71	1	24	158	6.6	32	1	1031	---	---
2018	Philadelphia	2/1	22	85	3.9	20	3	1	4	4.0	4	0	89	51	34%
Totals		40/21	539	2417	4.5	71	13	59	403	6.8	32	1	2820	---	---

PLAYOFFS

2016	Miami	1/1	16	33	2.1	8	0	3	12	4.0	5	0	45	43	66%
2017	Philadelphia	3/2	42	184	4.4	26	0	6	70	11.7	32	0	254	84	41%
Totals		4/3	58	217	3.7	26	0	9	82	9.1	32	0	299	---	---

ADDITIONAL STATISTICS

Fumbles/Lost: 7/3 - 2017 (3/2); 2016 (4/1) **Postseason Fumbles/Lost:** 1/1 - 2017 (1/1) **Kickoff Returns:** 1 for 20 yards on 12/14/15 vs. NYG

2-Pt. Conversions: 2 - 12/6/15 vs. Bal., 9/6/18 vs. Atl. **Miscellaneous Tackles:** 2 - 2016 (2) **Miscellaneous Fumble Recoveries:** 2 - 2016 (2)



CAREER HIGHLIGHTS (Continued)

- Earned his first career **Pro Bowl** nod following the 2016 season with Miami after recording career highs in rush attempts (260), rushing yards (1,272), rushing average (4.89) and rushing TDs (8)
- In 2016, became just the fourth player in NFL history to register 3 games with 200+ rushing yards in the same season, joining **Tiki Barber** in 2005 (3), **Earl Campbell** in 1980 (4) and **O.J. Simpson** in 1973 (3)

2018 - PHILADELPHIA EAGLES (2/1)

- Scored his team-leading third rushing TD at TB (9/16/18)
- Registered the second multi-TD game of his career when he rushed for 2 second-half TDs in the season-opening win vs. Atl. (9/6/18). Scored the game-winning TD with just over two minutes remaining in regulation and converted the 2-point conversion to give the Eagles an 18-12 victory. Became the third player in Eagles history to rush for multiple TDs in a season opener, joining **Wilbert Montgomery** on 9/12/82 vs. Was. (2) and **Tom Woodeshick** on 9/17/67 vs. Was. (2)

CAREER HIGHS

Rush Attempts	32	12/24/16 at Buf.
Rushing Yards	214	10/23/16 vs. Buf.
Rushing Long	71	11/19/17 at Dal.
Rushing TDs	2	2x, last: 9/6/18 vs. Atl.
Receptions	6	12/4/16 at Bal.
Receiving Yards	52	11/29/15 at NYJ
Receiving Long	32	2x, last: 1/13/18 vs. Atl. (Div.)
Receiving TDs	1	12/25/17 vs. Oak.
Scrimmage Yards	216	10/23/16 vs. Buf.
Offensive TDs	2	2x, last: 9/6/18 vs. Atl.

BIRDSEED

Ajayi was born in London, England, to his father, Ibi, and mother, Kemi, who are both natives of Nigeria. Ajayi was raised in Texas and prepped at Liberty (Frisco, TX) High School, where he earned two letters in football and one in track and field.

As a senior, Ajayi was named second-team all-state and was voted as a Parade All-American after recording 225 carries for 2,240 yards (10.0 avg.) and 35 TDs. As a junior, Ajayi tallied 209 carries for 1,627 yards (7.8 avg.) and 20 TDs.

In track and field, Ajayi was a member of the 4x400m, 4x200m and 4x100m district championship track teams.

Ajayi was a member of the National Society of High School Scholars. Ajayi has served as a NFL UK Ambassador, making appearances on BBC Sports and Sky Sports.





2018 GAME-BY-GAME STATISTICS (PHILADELPHIA)

				RUSHING					RECEIVING						SNAPS	
Date	Opp		GP/S	Att	Yds	Avg	Lg	TD	Rec	Yds	Avg	Lg	TD	TYS	No	Pct
Sep 6	Atl	W	1/0	15	62	4.1	11t	2	0	0	---	--	0	62	29	40%
Sep 16	at TB	L	1/1	7	23	3.3	20	1	1	4	4.0	4	0	27	22	28%
Sep 23	Ind															
Sep 30	at Ten															
Oct 7	Min															
Oct 11	at NYG															
Oct 21	Car															
Oct 28	at Jax															
Nov 11	Dal															
Nov 18	at NO															
Nov 25	NYG															
Dec 3	Was															
Dec 9	at Dal															
Dec 16	at LAR															
Dec 23	Hou															
Dec 30	at Was															
Totals			2/1	22	85	3.9	20	3	1	4	4.0	4	0	89	51	34%



CAREER HIGHLIGHTS (Continued)

2017 - MIAMI DOLPHINS & PHILADELPHIA EAGLES (14/8, 3/2)

- Led the **Super Bowl LII**-winning Eagles with 184 rushing yards during the teams' postseason run
- Led the Eagles with 99 scrimmage yards in the 38-7 victory vs. Min. (1/21/18) in the NFC Championship
- Registered a team-high 98 scrimmage yards (54 rushing, 44 receiving) in the 15-10 Divisional Round win vs. Atl. (1/13/18). Recorded a career-high-tying 32-yard reception in the fourth quarter
- Between Miami (465) and Philadelphia (408), became the first player in NFL history to produce 400+ rushing yards with two different teams in the same regular season
- Led the Eagles with 91 rushing yards on 7 attempts (13.0 avg.) in the 37-9 win at Dal. (11/19/17), including a career-long 71-yard run in the third quarter
- Posted a 46-yard rushing TD vs. Den. (11/5/17)
- Started each of his 7 games with the Dolphins and rushed 138 times for 465 yards, including a 130-yard game at Atl. (10/15/17) and 122-yard game at LAC (9/17/17)

2016 - MIAMI DOLPHINS (15/12, 1/1)

- Earned his first career **Pro Bowl** nod after recording career highs in rush attempts (260), rushing yards (1,272), rushing average (4.89) and rushing TDs (8)
- Became just the fourth player in NFL history to register 3 games with 200+ rushing yards in the same season, joining **Tiki Barber** in 2005 (3), **Earl Campbell** in 1980 (4) and **O.J. Simpson** in 1973 (3)

100+ YARD RUSHING GAMES (6)

Date	Opponent	Yds	Att	TDs
10/23/16	vs. Buffalo (W, 28-25)	214	28	1
12/24/16	at Buffalo (W, 34-31)	206	32	1
10/16/16	vs. Pittsburgh (W, 30-15)	204	25	2
10/15/17	at Atlanta (W, 20-17)	130	26	0
9/17/17	at L.A. Chargers (W, 19-17)	122	28	0
11/6/16	vs. N.Y. Jets (W, 27-23)	111	24	1

MULTI-TOUCHDOWN GAMES (1)

Date	Opponent	Tot	Rush	Rec
9/6/18	vs. Atlanta (W, 18-12)	2	2	0
10/16/16	vs. Pittsburgh (W, 30-15)	2	2	0

6-2 | 233  **4th Year**
DOB: Sept. 30, 1991 (Age 26)

**Palm Desert,
California**

**Palm Desert
High School**



Oregon State
D5-15 (172nd overall)
by Kansas City
Acquired: W-Sea-18



Originally selected by Kansas City in the 5th round (172nd overall) of the 2015 NFL Draft, **D.J. Alexander** was claimed off waivers by the Eagles from Seattle prior to the start of the 2018 campaign. Alexander, who was named to the 2017 Pro Bowl as a special teams player, has totaled 32 special teams tackles in 46 career NFL games.

SPECIAL TEAMS TACKLES

KANSAS CITY CHIEFS IN 2016

D.J. Alexander	12
Anthony Sherman	9
Daniel Sorenson	9
J. O'Shaughnessy	7
Several players tied	6

KANSAS CITY CHIEFS IN 2015

D.J. Alexander	11
Frank Zombo	8
Jamell Fleming	7
Steven Nelson	7
Daniel Sorenson	6

BIRDSEED

Alexander played both linebacker and wide receiver at Palm Desert (CA) High School, where he was named Co-Desert Valley League MVP as a senior after making 118 tackles, including 12 TFL, and 7.0 sacks. Alexander was also a standout in track, breaking the school record in the 100 and 200 meter events.

Alexander majored in human development and family science at Oregon State.



@D_alexander57

Alexander was named to the Pro Bowl as a special teams player after leading the Chiefs with 12 special teams tackles in 2016.

CAREER HIGHLIGHTS

- Earned his first-career **Pro Bowl** nod as a special teams player following the 2016 season after leading Kansas City with 12 special teams tackles
- Has accumulated 32 special teams tackles and 9 tackles (8 solo) on defense during his career

2017 - SEATTLE SEAHAWKS (12/0)

- Recorded 8 special teams tackles along with 2 solo tackles on defense

2016 - KANSAS CITY CHIEFS (16/1, 1/0)

- Named to his first-career **Pro Bowl** as a special teams player after leading the Chiefs with 12 special teams tackles. Also posted 5 solo tackles on defense

2015 - KANSAS CITY CHIEFS (16/0, 2/0)

- Led the Chiefs with 11 special teams tackles in the regular season. Added 2 tackles (1 solo) on defense



CAREER STATISTICS

Year	Team	GP/S	TACKLES					PASS DEFENSE						FUMBLES			DEF SNAPS	
			Total	Solo	Asst	TFL	Sacks	Int	Yds	Lg	TD	PD	QPH	FF	FR	Yds	No	Pct
2015	Kansas City	16/0	2	1	1	0	0.0	0	0	--	0	0	0	0	0	0	9	1%
2016	Kansas City	16/1	5	5	0	1	0.0	0	0	--	0	0	0	1	0	0	48	4%
2017	Seattle	12/0	2	2	0	1	0.0	0	0	--	0	0	0	0	0	0	20	2%
2018	Philadelphia	2/0	0	0	0	0	0.0	0	0	--	0	0	0	0	0	0	0	0%
Totals		46/1	9	8	1	2	0.0	0	0	--	0	0	0	1	0	0	---	---

PLAYOFFS

2015	Kansas City	2/0	0	0	0	0	0.0	0	0	--	0	0	0	0	0	0	1	1%
2016	Kansas City	1/0	0	0	0	0	0.0	0	0	--	0	0	0	0	0	0	0	0%
Totals		3/0	0	0	0	0	0.0	0	0	--	0	0	0	0	0	0	---	---

ADDITIONAL STATISTICS

Special Teams Tackles: 32 - 2018 (1); 2017 (8); 2016 (12); 2015 (11) **Postseason Special Teams Tackles:** 1 - 2015 (1)

CAREER HIGHS

Tackles	4	12/18/16 vs. Ten.
Sacks	--	---
INTs	--	---
PDs	--	---
FFs	1	11/6/16 vs. Jax.
FRs	--	---

COLLEGE HIGHLIGHTS

- Played in 44 career games (32 starts) at Oregon State, recording 209 tackles (120 solo), including 8.5 sacks and 23 TFL, 4 PDs, 2 FFs and 1 INT

TRANSACTIONS

- 2016** Drafted by KC in 5th round (172nd overall)
Signed 4-year contract
- 7/28/17** Acquired by SEA from KC in exchange for LB Kevin Pierre-Louis
- 9/1/18** Waived by SEA
- 9/2/18** Acquired by PHI off waivers from SEA


2018 GAME-BY-GAME STATISTICS (PHI)

Date	Opp	GP/S	Tot	Solo	Sk	Int	PD	FF	FR	Snap	Pct
Sep 6	Atl	W	1/0	0	0	0.0	0	0	0	0	0%
Sep 16	at TB	L	1/0	0	0	0.0	0	0	0	0	0%
Sep 23	Ind										
Sep 30	at Ten										
Oct 7	Min										
Oct 11	at NYG										
Oct 21	Car										
Oct 28	at Jax										
Nov 11	Dal										
Nov 18	at NO										
Nov 25	NYG										
Dec 3	Was										
Dec 9	at Dal										
Dec 16	at LAR										
Dec 23	Hou										
Dec 30	at Was										
Totals		2/0	0	0	0.0	0	0	0	0	0	---





6-3 | 259  **2nd Year**
DOB: June 25, 1996 (Age 22)


 ★ **Brentwood, Tennessee**
Brentwood Academy



Tennessee
 D1-17 (14th overall)
 by Philadelphia

TACKLES FOR LOSS

EAGLES PLAYERS IN 2017

16	Brandon Graham
13	Vinny Curry
11	Malcolm Jenkins
9	Derek Barnett
9	Tim Jernigan

THREE STEP DROP

First job: Worked on a farm cutting grass and weeding

Bucket list: Travel to Africa

Prized possession: His old college and high school jerseys

Desired talent: Ability to sing

If he could play another sport: Baseball

Best player he ever lined up against: Jason Peters in practice

Player he models his game after: Eagles DE Michael Bennett

Favorite movie: *Boyz n the Hood*

Favorite meal: Crab legs



Originally selected by the Eagles with the 14th-overall pick in the 2017 NFL Draft, **Derek Barnett** was named to the PFWA All-Rookie Team after finishing his debut season with 5.0 sacks, the most by an Eagles rookie since **Fletcher Cox** (5.5) in 2012. Barnett played at the University of Tennessee, where he produced a school-record 33.0 career sacks.

MOST SACKS

EAGLES PLAYERS IN 2017

Brandon Graham	9.5
Fletcher Cox	5.5
Derek Barnett	5.0
Chris Long	5.0
Vinny Curry	3.0

EAGLES ROOKIE HISTORY (SINCE 1982)

Corey Simon (2000)	9.5
Derrick Burgess (2001)	6.0
Fletcher Cox (2012)	5.5
Mike Mamula (1995)	5.5
Derek Barnett (2017)	5.0
Trent Cole (2005)	5.0

At the University of Tennessee, Barnett set a school-record with 33.0 career sacks, breaking the previous mark of 32.0 set by Pro Football Hall of Famer and Eagles legend Reggie White (1980-83).

CAREER HIGHLIGHTS

- Named to the PFWA **All-Rookie Team** in 2017 after producing the most sacks (5.0) by an Eagles rookie since **Fletcher Cox** (5.5) during the 2012 season
- Delivered on the most important defensive play of **Super Bowl LII** when he recovered the fumble on **Brandon Graham's** fourth-quarter strip-sack of Patriots QB **Tom Brady**. The takeaway set up a 46-yard FG by **Jake Elliott** that gave the Eagles a 41-33 lead with 1:05 remaining



MOTHER'S INSPIRATION

Barnett considers his mother, Christine, his best friend and inspiration. Christine, who works in a UPS warehouse and at times has held three jobs to support her three children, instilled a humble attitude in Barnett at an early age.

"She always told me, 'Stay humble and put your head down and just work.' I think I get that attitude from her. Even though she worked a lot, she was still always there and made sure I had everything I needed."

Barnett noted in his pre-draft *Players' Tribune* article that his mother deserves to be taken care of for all of her hard work, but she admirably prefers to live her life as usual.

"She's already told me that she's going to keep her same job at the UPS warehouse — on her feet, sweating, sorting packages on a tight deadline — even after I make it to the league."



NFL DRAFT COVER LETTER

Prior to the 2017 NFL Draft, Barnett penned a letter in *The Players' Tribune* to the league's general managers.

"I just thought it was a great way to express my feelings, and my mom thought it would be a good idea to get that letter out as well."

Barnett expressed his admiration for Reggie White, whose career sacks record he broke at the University of Tennessee, but assured readers that his work was not done yet.

"Right now, you might know me as the kid who broke Reggie White's sack record at Tennessee, but that's not the only thing I'm going to be remembered for by the time I leave this game. I promise you that."



REGGIE WHITE'S RECORD

As a junior at the University of Tennessee in 2016, Barnett set a new school record with 33.0 career sacks, surpassing the previous record of 32.0 set by Pro Football Hall of Famer and Eagles legend Reggie White (1980-83). After breaking the record, Barnett received a phone call from Sara White.

"She was just congratulating me on everything I've accomplished. Even though I broke the record, I told her Reggie is still Reggie. I don't think I'm better than Reggie. It meant a lot."

Barnett admires the games of several other NFL players, past and present. "I like watching [Eagles DE] Michael Bennett play. I like his demeanor. He uses his hands very well. When I was younger, [Pro Football Hall of Famer and former Giants DE] Michael Strahan was one of the best to do it. I look up to a lot of those guys."

MAKING AN IMPRESSION

Prior to the 2017 NFL Combine, Barnett caught the flu and his numbers were not as good as he originally anticipated. However, that did not keep him from making an impression on NFL teams, especially the Eagles.

"I caught the flu a few days before we ran, and I knew I probably wasn't going to test my best. But I knew it was an important job interview and I knew I had to go out there and grind it out. I told myself to just go out there and do my best and control what I can control, and I did so."

BIRDSEED

Barnett lettered at Brentwood Academy (Brentwood, TN), where he earned all-state honors as a defensive end. As a senior, Barnett recorded 60 tackles, 18 TFL, 5.5 sacks and 1 FF and helped lead his team to a state semifinal berth.

Barnett began playing football at an early age as both a guard and defensive end. He developed an immediate love for the game.

"The first time I picked it up, I started playing football in fifth grade, and I always used to play backyard football when I was younger. When I picked it up the first day of practice I had a blast, and I knew I was going to go a long way with it."

Barnett majored in communication studies at Tennessee.



@dbarnett25



@dbarnett25



CAREER STATISTICS

Year	Team	GP/S	TACKLES					PASS DEFENSE						FUMBLES			DEF SNAPS	
			Total	Solo	Asst	TFL	Sacks	Int	Yds	Lg	TD	PD	QPH	FF	FR	Yds	No	Pct
2017	Philadelphia	15/0	25	18	7	9	5.0	0	0	--	0	0	32	1	2	0	424	41%
2018	Philadelphia	2/2	7	4	3	1	0.0	0	0	--	0	0	2	0	0	0	75	57%
Totals		17/2	32	22	10	10	5.0	0	0	--	0	0	34	1	2	0	---	---

PLAYOFFS

2017	Philadelphia	3/0	3	3	0	1	1.0	0	0	--	0	0	8	1	1	-3	83	40%
Totals		3/0	3	3	0	1	1.0	0	0	--	0	0	8	1	1	-3	---	---

ADDITIONAL STATISTICS

Fumble Recovery TD: 12/25/17 vs. Oak. **Blocked FG:** 10/29/17 vs. SF **Blocked PAT:** 12/17/17 at NYG **Blocked FG Recovery:** 10/29/17 vs. SF

CAREER HIGHS

Tackles	4	11/19/17 at Dal.
Sacks	2.0	2x, last: 11/19/17 at Dal.
INTs	--	---
PDs	--	---
FFs	1	2x, last: 1/21/18 vs. Min. (Conf.)
FRs	1	3x, last: 2/4/18 at NE (SB)

2018 GAME-BY-GAME STATISTICS (PHI)

Date	Opp	GP/S	Tot	Solo	Sk	Int	PD	FF	FR	Snap	Pct
Sep 6	Atl	W	1/1	2	1	0.0	0	0	0	40	57%
Sep 16	at TB	L	1/1	5	3	0.0	0	0	0	35	60%
Sep 23	Ind										
Sep 30	at Ten										
Oct 7	Min										
Oct 11	at NYG										
Oct 21	Car										
Oct 28	at Jax										
Nov 11	Dal										
Nov 18	at NO										
Nov 25	NYG										
Dec 3	Was										
Dec 9	at Dal										
Dec 16	at LAR										
Dec 23	Hou										
Dec 30	at Was										
Totals		2/2	7	4	0.0	0	0	0	0	75	59%

CAREER HIGHLIGHTS (Continued)

2017 - PHILADELPHIA EAGLES (15/0, 3/0)

- Named to the PFWA **All-Rookie Team** after producing the most sacks (5.0) by an Eagles rookie since **Fletcher Cox** (5.5) during the 2012 season
- Delivered on the most important defensive play of **Super Bowl LII** when he recovered the fumble on **Brandon Graham's** fourth-quarter strip-sack of Patriots QB **Tom Brady**. The takeaway set up a 46-yard FG by **Jake Elliott** that gave the Eagles a 41-33 lead with 1:05 remaining
- Strip-sacked QB **Case Keenum** (recovered by **Chris Long**) to halt a Vikings red zone drive in the NFC Championship win vs. Min. (1/21/18). Became the first Eagles rookie to record a strip-sack in a playoff game since **Derrick Burgess** on 1/27/02 at St. Louis (**Kurt Warner**). The takeaway set up a 76-yard TD drive that gave the Eagles a 21-7 advantage
- Capped off the Eagles' 19-10 victory vs. Oak. (12/25/17) with a 23-yard fumble recovery TD as time expired. Became the first Eagles rookie to register a fumble recovery TD since **Brian Rolle** on 11/7/11 vs. Chicago (22-yard TD)
- Blocked a PAT attempt by **Aldrick Rosas** in the 34-29 win at NYG (12/17/17). According to *Elias Sports*, the Eagles became the first NFL team to block a punt, FG and PAT in the same game since the Buffalo Bills on 11/24/91 at New England (blocked 2 FGs, 1 PAT and 1 punt)
- Led the Eagles with a career-high-tying 2.0 sacks in the 37-9 win at Dal. (11/19/17), including his first career strip-sack (Cowboys QB **Dak Prescott**) that resulted in a 37-yard fumble recovery TD by **Nigel Bradham**





6-4 | 274  **10th Year**
DOB: Nov. 13, 1985 (Age 32)



A three-time Pro Bowler and **Super Bowl XLVIII** champion with Seattle, **Michael Bennett** was acquired by the Eagles in a trade with the Seahawks during the 2018 offseason. In 2017, Bennett recorded 8.5 sacks and led Seattle's defense in tackles for loss (14) and QB hits (24).



Alief, Texas
Alief Taylor High School ★



Texas A&M
UDFA ('09) by Seattle
Acquired: T-Sea-18



SACK LEADERS

SEATTLE SEAHAWKS (2017)

Frank Clark	9.0
Michael Bennett	8.5
Dion Jordan	4.0
Dwight Freeney	3.0
Marcus Smith	2.5

SEATTLE SEAHAWKS (2013-17)

Michael Bennett	39.0
Cliff Avril	34.5
Frank Clark	22.0
Bruce Irvin	14.0
Bobby Wagner	13.5

UNDRAFTED NFL PLAYERS (SINCE 2009)

Cameron Wake	92.0
James Harrison	56.0
Michael Bennett	54.0
Chris Clemons	52.0
Mario Addison	38.0

BIRDSEED



@mosesbread72

Bennett was nominated for the **Walter Payton Man of the Year Award** in 2017.

Bennett's foundation works to fight obesity through OCEAN (fighting Obesity through Community, Education, Activity and Nutrition) sports camps.

Bennett pledged his endorsement money in 2017 to rebuild minority communities through STEAM (science, technology, engineering, arts, and mathematics) programs and initiatives that directly affect minority women.

Bennett has also partnered with multiple organizations to start gardening programs for youth in juvenile detention.

Bennett's brother, Martellus (TE), was selected by Dallas in the 2008 NFL Draft and has played in 144 career games.

CAREER HIGHLIGHTS

- Earned three consecutive **Pro Bowl** nods following the 2015-17 seasons
- Played a key role on Seattle's **Super Bowl XLVIII**-winning defense in 2013. Led the team with 8.5 sacks and 14 TFL while adding 1.5 sacks, 2 FFs and 2 FRs in the postseason
- His 54.0 career sacks are the 3rd-most by an undrafted NFL player since he entered the league in 2009, trailing only **Cameron Wake** (92.0) and **James Harrison** (56.0)
- Is one of 12 NFL players with 5.0+ sacks in every season dating back to 2012 (career-high 10.0 sacks with Seattle in 2015)
- Led Seattle with 39.0 sacks from 2013-17



CAREER STATISTICS


Year	Team	GP/S	TACKLES					PASS DEFENSE						FUMBLES			DEF SNAPS	
			Total	Solo	Asst	TFL	Sacks	Int	Yds	Lg	TD	PD	QPH	FF	FR	Yds	No	Pct
2009	Tampa Bay	7/0	5	4	1	4	1.0	0	0	--	0	0	0	0	0	0	N/A	N/A
2010	Tampa Bay	13/2	21	14	7	4	1.0	0	0	--	0	0	6	0	0	0	N/A	N/A
2011	Tampa Bay	14/10	47	32	15	9	4.0	0	0	--	0	0	13	1	2	0	N/A	N/A
2012	Tampa Bay	16/16	41	34	7	18	9.0	0	0	--	0	3	18	3	0	0	956	89%
2013	Seattle	16/3	31	17	14	9	8.5	0	0	--	0	0	25	1	1	22t	598	57%
2014	Seattle	16/16	39	27	12	14	7.0	0	0	--	0	0	19	1	0	0	829	85%
2015	Seattle	16/16	52	33	19	18	10.0	0	0	--	0	0	29	2	0	0	812	82%
2016	Seattle	11/11	34	23	11	14	5.0	0	0	--	0	0	20	0	0	0	565	52%
2017	Seattle	16/16	40	25	15	14	8.5	0	0	--	0	1	24	0	0	0	931	85%
2018	Philadelphia	2/0	4	2	2	1	0.0	0	0	--	0	0	6	0	0	0	69	54%
Totals		127/90	314	211	103	105	54.0	0	0	--	0	4	160	8	3	22	---	---

PLAYOFFS

2013	Seattle	3/1	11	6	5	1	1.5	0	0	--	0	0	1	2	2	17	138	69%
2014	Seattle	3/3	9	5	4	2	0.0	0	0	--	0	0	5	0	0	0	192	91%
2015	Seattle	2/2	10	7	3	1	0.0	0	0	--	0	2	1	1	0	0	109	88%
2016	Seattle	2/2	6	5	1	3	2.0	0	0	--	0	1	2	0	0	0	113	89%
Totals		10/8	36	23	13	7	3.5	0	0	--	0	3	9	3	2	17	---	---

CAREER HIGHS

Tackles	7	1/17/16 at Car. (Div.)
Sacks	3.5	10/22/15 at SF
PDs	2	9/23/12 at Dal.
FFs	1	11x, last: 1/17/16 at Car. (Div.)
FRs	1	5x, last: 1/19/14 vs. SF (Div.)



CAREER HIGHLIGHTS (Continued)

2017 - SEATTLE SEAHAWKS (16/16)

- Voted to his third career **Pro Bowl** after ranking 2nd on the Seahawks defense in sacks (8.5) and leading the team in tackles for loss (14) and QB hits (24)

2016 - SEATTLE SEAHAWKS (11/11, 2/2)

- Selected to his second career **Pro Bowl** despite missing 5 games with a knee injury. Posted 5.0 sacks while leading Seattle in tackles for loss (14)

2015 - SEATTLE SEAHAWKS (16/16, 2/2)

- Named to his first career **Pro Bowl** after leading the team with a career-high 10.0 sacks
- Produced a career-high 3.5 sacks in the 20-3 win at SF (10/22/15). Became just the seventh player in Seahawks history to record at least 3.5 sacks in a single game (first since **Chris Clemons'** 4.0-sack game on 9/14/12 vs. GB)

2014 - SEATTLE SEAHAWKS (16/16, 3/3)

- Posted 7.0 sacks and helped Seattle's defense lead the league in scoring defense for a third consecutive year, becoming just the third team in NFL history to do so

2013 - SEATTLE SEAHAWKS (16/3, 3/1)

- Played a key role on Seattle's **Super Bowl XLVIII**-winning defense. Led the team with 8.5 sacks, 14 TFL and 25 QB hits while adding 1.5 sacks, 2 FFs and 2 FRs in the postseason

MULTI-SACK GAMES (8)

Date	Opponent	Sacks
10/22/15	at San Francisco 49ers (W, 20-3)	3.5
9/4/14	vs. Green Bay Packers (W, 36-16)	2.0
12/9/12	vs. Philadelphia Eagles (L, 21-23)	2.0
9/23/12	at Dallas Cowboys (L, 10-16)	2.0
10/3/11	vs. Indianapolis Colts (W, 24-17)	2.0
10/29/17	vs. Houston Texans (W, 41-38)	1.5
9/10/17	at Green Bay Packers (L, 9-17)	1.5
9/22/13	vs. Jacksonville Jaguars (W, 45-17)	1.5



2018 GAME-BY-GAME STATISTICS (PHI)

Date	Opp	GP/S	Tot	Solo	Sk	Int	PD	FF	FR	Snap	Pct
Sep 6	Atl	W	1/0	2	1	0.0	0	0	0	45	64%
Sep 16	at TB	L	1/0	2	1	0.0	0	0	0	24	41%
Sep 23	Ind										
Sep 30	at Ten										
Oct 7	Min										
Oct 11	at NYG										
Oct 21	Car										
Oct 28	at Jax										
Nov 11	Dal										
Nov 18	at NO										
Nov 25	NYG										
Dec 3	Was										
Dec 9	at Dal										
Dec 16	at LAR										
Dec 23	Hou										
Dec 30	at Was										
Totals		2/0	4	2	0.0	0	0	0	0	69	54%

2017 GAME-BY-GAME STATISTICS (SEA)

Date	Opp	GP/S	Tot	Solo	Sk	Int	PD	FF	FR	Snap	Pct
Sep 10	at GB	L	1/1	3	2	1.5	0	0	0	66	81%
Sep 17	SF	W	1/1	3	2	1.0	0	1	0	42	86%
Sep 24	at Ten	L	1/1	3	3	0.0	0	0	0	64	88%
Oct 1	Ind	W	1/1	2	0	0.5	0	0	0	51	85%
Oct 8	at LAR	W	1/1	4	3	1.0	0	0	0	60	81%
Oct 22	at NYG	W	1/1	0	0	0.0	0	0	0	52	88%
Oct 29	Hou	W	1/1	6	4	1.5	0	0	0	59	83%
Nov 5	Was	L	1/1	2	1	1.0	0	0	0	58	92%
Nov 9	at Ari	W	1/1	3	1	0.0	0	0	0	68	85%
Nov 20	Atl	L	1/1	2	2	0.0	0	0	0	55	89%
Nov 26	at SF	W	1/1	4	3	1.0	0	0	0	54	76%
Dec 3	Phi	W	1/1	1	0	0.0	0	0	0	67	89%
Dec 10	at Jax	L	1/1	1	1	0.0	0	0	0	57	86%
Dec 17	LAR	L	1/1	1	0	0.0	0	0	0	52	77%
Dec 24	at Dal	W	1/1	4	3	1.0	0	0	0	68	92%
Dec 31	Ari	L	1/1	1	0	0.0	0	0	0	58	82%
Totals		16/16	40	25	8.5	0	1	0	0	931	85%

TOUCHDOWNS (1)

Date	Opponent	TDs
12/2/13	vs. New Orleans Saints (W, 34-7)	22-yard FR

CAREER HIGHLIGHTS (Continued)

- Helped the Seahawks lead the NFL in total defense, passing defense, turnover margin and points allowed
- Recovered the fumble on a **Cliff Avril** strip-sack of Saints QB **Drew Brees** and returned it 22 yards for his first career TD in the 34-7 win vs. NO (12/2/13)

2012 - TAMPA BAY BUCCANEERS (16/16)

- Led the Buccaneers with 9.0 sacks

COLLEGE HIGHLIGHTS

- Recorded 42 tackles, 12 TFL and 2.0 sacks as a full-time starter at Texas A&M in 2008. Named honorable mention All-Big 12 by the league's coaches in 2007

TRANSACTIONS

2009	Signed by SEA as UDFA
10/10/09	Waived by SEA
10/12/09	Claimed off waivers by TB
3/19/12	Signed by TB to 1-year tender
3/16/13	Signed by SEA
3/11/14	Signed by SEA to 4-year contract extension
12/30/16	Signed by SEA to 3-year contract extension
3/14/18	Traded with 2018 7th-round draft choice from SEA to PHI in exchange for WR Marcus Johnson and 2018 5th-round draft choice





6-2 | 241  **7th Year**
DOB: Sept. 4, 1989 (Age 29)



Florida State
D4a-12 (105th overall)
by Buffalo
Acquired: FA-Buf-16

THREE STEP DROP

First job: Stocked frozen foods in the dairy section at Winn-Dixie. "I quit after three days. It was too cold!"

"Welcome to the NFL" moment: Having to hit former NFL fullback Vonta Leach his rookie year. "I was sore after that one."

Unique training methods: Yoga

NFL players he looked up to growing up: Derrick Brooks & Ray Lewis

If he could play another sport, what position: First or third base for the Miami Marlins

Three favorite throwback jerseys: Deion Sanders, Atlanta Falcons; Derrick Brooks, Tampa Bay Buccaneers; Dick Butkus, Chicago Bears



Nigel Bradham (pronounced BRAD-em) was signed by Philadelphia to a 5-year contract in the 2018 offseason after leading all Eagles LBs in tackles (184), sacks (3.0), FFs (3) and PDs (13) from 2016-17. In 2017, Bradham played a key role in Philadelphia's **Super Bowl LII**-winning defense and finished 3rd on the team with 85 tackles in the regular season.

MOST TACKLES EAGLES PLAYERS IN 2017

Malcolm Jenkins	119
Jalen Mills	86
Nigel Bradham*	85
Rodney McLeod	78
Mychal Kendricks*	72

EAGLES PLAYERS IN 2016

Rodney McLeod	117
Malcolm Jenkins	114
Nigel Bradham*	99
Jordan Hicks*	95
Jalen Mills	67

**Eagles linebackers*

CAREER HIGHLIGHTS

2017 - PHILADELPHIA EAGLES (15/15, 3/3)

- Led Eagles LBs with 85 tackles (67 solo) and had a career-high 8 PDs. Added 12 tackles (10 solo), 1.0 sack and 1 PD during the team's **Super Bowl LII**-winning postseason run
- Sacked Falcons QB **Matt Ryan** on third down in the third quarter of the NFC Divisional Playoff vs. Atl. (1/13/18). Helped set up a scoring drive that culminated with a game-winning, 37-yard FG by **Jake Elliott**
- Forced a fumble of Rams WR **Tavon Austin** on a lateral play that was picked up by **Brandon Graham** and returned for the victory sealing TD in the division-clinching, 43-35 win at LAR (12/10/17)



CAREER STATISTICS

Year	Team	GP/S	TACKLES					PASS DEFENSE						FUMBLES			DEF SNAPS	
			Total	Solo	Asst	TFL	Sacks	Int	Yds	Lg	TD	PD	QPH	FF	FR	Yds	No	Pct
2012	Buffalo	16/11	47	27	20	2	0.0	0	--	--	0	1	0	0	1	0	395	36%
2013	Buffalo	16/2	38	21	17	1	0.0	0	--	--	0	0	0	0	0	--	285	25%
2014	Buffalo	14/14	102	65	37	6	2.5	1	0	0	0	7	7	2	0	--	805	74%
2015	Buffalo	11/11	57	42	15	4	1.0	0	--	--	0	4	3	0	0	--	728	67%
2016	Philadelphia	16/16	99	67	32	7	2.0	1	28	28	0	5	2	2	1	0	990	97%
2017	Philadelphia	15/15	85	67	18	5	1.0	0	--	--	0	8	2	1	1	37	923	90%
Totals		88/69	428	289	139	25	6.5	2	28	28	0	25	14	5	3	37	---	---

PLAYOFFS

2017	Philadelphia	3/3	12	10	2	1	1.0	0	--	--	0	1	1	0	0	--	206	100%
Totals		3/3	12	10	2	1	1.0	0	--	--	0	1	1	0	0	--	---	---

ADDITIONAL STATISTICS

Fumble Recovery TD: 11/19/17 at Dal. (37 yards) **Special Teams Tackles:** 28 - 2016 (3); 2015 (1); 2014 (1); 2013 (13); 2012 (10)



CAREER HIGHLIGHTS (Continued)

- Recovered the fumble on a **Derek Barnett** strip-sack of Cowboys QB **Dak Prescott** and returned it 37 yards for his first career TD at Dal. (11/19/17)

2016 - PHILADELPHIA EAGLES (16/16)

- Led Eagles LBs with 99 tackles (67 solo) and a career-high 7 TFL while tying for the team-lead with 2 FFs. Also started a career-high 16 games
- Totaled a career-high 14 tackles vs. NYG (12/22/16)
- Intercepted Bears QB **Jay Cutler** in the third quarter at Chi. (9/19/16). Returned it 28 yards to Chicago's 2-yard line to set up a **Carson Wentz**-to-**Trey Burton** TD

2015 - BUFFALO BILLS (11/11)

- Registered 57 tackles (42 solo), 1.0 sack and 4 PDs

2014 - BUFFALO BILLS (14/14)

- Set career highs in tackles (102) and sacks (2.5)
- Recorded the first INT of his career when he picked off Texans QB **Ryan Fitzpatrick** at Hou. (9/28/14)

CAREER HIGHS

Tackles	14	12/22/16 vs. NYG
Sacks	1.5	9/28/14 at Hou.
INTs	1	2x, last: 9/19/16 at Chi.
PDs	2	4x, last: 12/17/17 at NYG
FFs	1	5x, last: 12/10/17 at LAR
FRs	1	3x, last: 11/19/17 at Dal.

BIRDSEED

Bradham was a consensus five-star prospect and earned *Parade* All-America honors after finishing his career at Wakulla High School with over 430 tackles and 20 sacks.

As a senior in 2007, Bradham earned first-team 3A All-State honors and was named the *Tallahassee Democrat* All-Big Bend Defensive Player of the Year, compiling 145 tackles, 8 sacks and 4 INTs. He was a finalist for the 2008 U.S. Army Player of the Year award and earned a spot in the U.S. Army All-American Bowl.

Bradham graduated from Florida State in December 2011 with a degree in social science.



@NigelBradham_13



@5trey_



2017 GAME-BY-GAME STATISTICS (PHI)

Date	Opp	GP/S	Tot	Solo	Sk	Int	PD	FF	FR	Snap	Pct
Sep 10	at Was	W	1/1	4	3	0.0	0	1	0	63	100%
Sep 17	at KC	L	1/1	4	2	0.0	0	0	0	53	100%
Sep 24	NYG	W	1/1	7	6	0.0	0	0	0	69	100%
Oct 1	at LAC	W	1/1	5	5	0.0	0	0	0	57	100%
Oct 8	Ari	W	1/1	7	7	0.0	0	0	0	45	75%
Oct 12	at Car	W	1/1	10	7	0.0	0	2	0	78	95%
Oct 23	Was	W	1/1	3	3	0.0	0	0	0	64	100%
Oct 29	SF	W	1/1	3	2	0.0	0	1	0	66	100%
Nov 5	Den	W	1/1	5	4	1.0	0	0	0	54	84%
Nov 19	at Dal	W	1/1	6	5	0.0	0	0	1	63	100%
Nov 26	Chi	W	1/1	1	0	0.0	0	0	0	44	80%
Dec 3	at Sea	L	1/1	6	4	0.0	0	0	0	62	100%
Dec 10	at LAR	W	1/1	5	4	0.0	0	2	1	48	100%
Dec 17	at NYG	W	1/1	10	7	0.0	0	2	0	88	100%
Dec 25	Oak	W	1/1	9	8	0.0	0	0	0	69	100%
Dec 31	Dal	L	0/0	INACTIVE							
Totals			15/15	85	67	1.0	0	8	1	923	90%

PLAYOFFS

Jan 13	Atl	W	1/1	3	2	1.0	0	1	0	63	100%
Jan 21	Min	W	1/1	3	3	0.0	0	0	0	67	100%
Feb 4	at NE	W	1/1	6	5	0.0	0	0	0	76	100%
Totals			3/3	12	10	1.0	0	1	0	206	100%

2016 GAME-BY-GAME STATISTICS (PHI)

Date	Opp	GP/S	Tot	Solo	Sk	Int	PD	FF	FR	Snap	Pct
Sep 11	Cle	W	1/1	5	4	0.0	0	0	0	51	100%
Sep 19	at Chi	W	1/1	1	1	0.0	1	1	0	50	96%
Sep 25	Pit	W	1/1	4	4	0.0	0	0	0	56	93%
Oct 9	at Det	L	1/1	6	5	0.0	0	0	1	48	79%
Oct 16	at Was	L	1/1	9	2	0.0	0	1	0	74	100%
Oct 23	Min	W	1/1	8	6	1.0	0	1	0	76	100%
Oct 30	at Dal	L	1/1	7	5	0.0	0	0	0	77	99%
Nov 6	at NYG	L	1/1	7	5	0.0	0	1	0	64	100%
Nov 13	Atl	W	1/1	4	3	0.0	0	1	0	47	94%
Nov 20	at Sea	L	1/1	7	6	0.0	0	0	0	66	99%
Nov 28	GB	L	1/1	11	7	0.0	0	0	0	71	100%
Dec 4	at Cin	L	1/1	5	4	0.0	0	0	1	61	95%
Dec 11	Was	L	1/1	3	2	0.0	0	0	0	47	98%
Dec 18	at Bal	L	1/1	4	3	1.0	0	0	1	57	98%
Dec 22	NYG	W	1/1	14	9	0.0	0	0	0	89	100%
Jan 1	Dal	W	1/1	4	1	0.0	0	0	0	56	100%
Totals			16/16	99	67	2.0	1	5	2	990	97%

CAREER HIGHLIGHTS (Continued)

2013 - BUFFALO BILLS (16/2)

- Finished with 38 tackles (21 solo) and also posted a career-high 13 special teams tackles

2012 - BUFFALO BILLS (16/11)

- Started the final 11 contests of his rookie season and recorded 47 tackles (27 solo), 1 PD and 1 FR

COLLEGE HIGHLIGHTS

- Appeared in 53 games (39 starts) at Florida State. During his four-year career, recorded 306 tackles (189 solo), 21.5 TFL and 9.0 sacks. Led the Seminoles in tackles in three consecutive seasons (2009-11)
- Earned All-ACC honorable mention honors in 2011 and was named the Seminoles' MVP after totaling a team-high 86 tackles with 5 PDs, 2 sacks and 2 INTs
- In 2009, received honorable mention Sophomore All-American honors from *College Football News* after starting 12 games and leading the team with 93 tackles (61 solo)

TRANSACTIONS

2012

Drafted by BUF in 4th round (105th overall)
Signed 4-year contract

7/30/14

Suspended by NFL for 1 game

9/8/14

Activated from reserve/suspended list

3/10/16

Agreed to terms with PHI on 2-year contract

3/14/18

Agreed to terms with PHI on 5-year contract

6/29/18

Suspended by NFL for 1 game





6-5 | 335  **7th Year**

DOB: Aug. 19, 1989 (Age 29)



**Milwaukee,
Wisconsin**

**Riverside University
High School**



Miami (Ohio)
D3b-12 (76th overall)
by Houston
Acquired: FA-Hou-16

THREE STEP DROP

First jersey:

Ray Allen, Milwaukee Bucks

If he could be any superhero:

Deadpool, The Flash, or Wolverine

**First job: Worked on the grounds crew
in college at Miami. Landscaped and
poured concrete**

**Best players he has faced: Geno Atkins
and Ndamukong Suh**

Hobbies: Golfing and reading

**Favorite Halloween costume: The Black
Ranger from Power Rangers**

**Three favorite throwback jerseys:
Reggie White, Philadelphia Eagles;
Satchel Paige; George Gervin**

**Favorite Philadelphia restaurant:
Ralph's Italian Restaurant**

**Favorite books: Zero to One by
Peter Thiel, Outliers by Malcolm
Gladwell, and The Road to Character
by David Brooks**




One of the top offensive guards in the NFL, **Brandon Brooks** was named to his first career Pro Bowl in 2017. Originally selected by the Texans in the 3rd round (76th overall) of the 2012 NFL Draft, Brooks signed a 5-year contract with the Eagles during the 2016 offseason.

CAREER HIGHLIGHTS

- Earned his first career **Pro Bowl** nod after playing an integral role on the Eagles' **Super Bowl LII**-winning offensive line. In 2017, helped the team rank 3rd in the NFL in offensive points (414, tied) and rushing offense (132.2) and 7th in total offense (365.8)
- Started 14 games at right guard in his first season with the Eagles in 2016
- In 2015, started 14 games for Houston, opening 13 contests at right guard and 1 at left guard. Also started the Texans' Wild Card game vs. KC (1/9/16)
- Opened 15 games for the Texans at right guard in 2014 and paved the way for the Texans ground game to accumulate 2,161 yards, the 2nd-most rushing yards in a single season in franchise history and the 5th-highest total in the NFL that season. Was part of an offensive line that surrendered just 26 sacks, marking the 4th-best total in the NFL
- Became a full-time starter in 2013 and opened 15 contests for the Texans at right guard

COLLEGE HIGHLIGHTS

- Started 41 of the 45 games he played for the Miami University (Ohio) RedHawks and was a three-time All-Mid-American Conference second-team selection
- Registered 287 knockdowns and 47 touchdown-resulting blocks, including 35 touchdown-resulting blocks on the RedHawks' 40 rushing touchdowns during his career





COMMENCEMENT SPEECH

In May 2018, Brooks returned to his alma mater at Miami (Ohio) to deliver a commencement speech to a graduating class of more than 4,000 students. His inspirational speech highlighted his battle with anxiety and also touched on the importance of having a positive outlook on life.

"I am proud of a number of accomplishments I achieved this year - Pro Bowl, Super Bowl - but I am especially proud of defeating the anxiety that has affected me in the past. Truth be told - today I'm feeling a little anxious, but I've learned through therapy to not worry or care about making a mistake. Why? Because the best thing about life is that it goes on."



@bbrooks_79

HOMETOWN PRIDE

An avid fan of Wisconsin sports, Brooks' favorite teams growing up were the Green Bay Packers, Milwaukee Brewers and Milwaukee Bucks. His favorite athletes as a kid were Ray Allen, Sam Cassell, Brett Favre, Ahman Green and Glenn Robinson. The first jersey he ever owned was a Ray Allen Bucks jersey. If he could play another professional sport, he would want to be a pitcher for the Brewers.

AN EARLY INFLUENCE

Brooks took up football at the age of 12 when he played tight end and middle linebacker for the Riverside Tigers. He cites his former neighbor, Jarrod Johnson, as the biggest influence on his football career. Johnson, a former offensive lineman himself, played with the San Diego Chargers, the Pittsburgh Steelers and the Sacramento Surge of the World League. The two still talk to this day.

BIRDSEED

Brooks attended Riverside University (Milwaukee, WI) HS, where he played both offense and defense. Brooks was named a two-time team MVP and served as a captain as a senior, leading the team to an 11-2 record and an appearance in the state playoffs. He also played basketball and baseball for the Tigers and threw the shotput.

Brooks is the son of Dorothy and Robert Brooks. He earned his degree in psychology from Miami University (Ohio).

COLLEGE HIGHLIGHTS (Continued)

- Made the switch to right guard for his senior season (2011) and started all 12 games, earning an appearance in the East-West Shrine Game
- Missed the beginning of his junior season (2010) with an injury, but returned to start two games at left tackle and four games at left guard, helping the RedHawks go 6-0 in those contests. Despite the injury, earned All-MAC second-team honors for a second-consecutive season
- As a sophomore in 2009, earned second-team All-MAC honors after starting 12 games at left tackle and registering 12 touchdown-resulting blocks
- Was named the RedHawks Freshman of the Year as a redshirt freshman in 2008 after he started all 12 games at left guard and recorded 70 knockdowns

TRANSACTIONS

- 2012** Drafted by HOU in 3rd round (76th overall)
Signed 4-year contract
- 3/9/16** Agreed to terms with PHI on a 5-year contract

CAREER STATISTICS

			STARTS		OFF SNAPS	
Year	Team	GP/S	LG	RG	No	Pct
2012	Houston	6/0	0	0	110	10%
2013	Houston	15/15	0	15	1043	93%
2014	Houston	15/15	0	15	985	89%
2015	Houston	14/14	1	13	981	83%
2016	Philadelphia	14/14	0	14	991	87%
2017	Philadelphia	16/16	0	16	1077	95%
2018	Philadelphia	2/2	0	2	151	100%
Totals		82/76	1	75	---	---
PLAYOFFS						
2012	Houston	2/0	0	0	63	40%
2015	Houston	1/1	0	1	64	100%
2017	Philadelphia	3/3	0	3	207	100%
Totals		6/4	0	4	---	---

5-8 | 190  **1st Year**

DOB: April 10, 1993 (Age 25)

**Fremont,
California**

**Washington
High School**



Sacramento State
UDFA ('15) by Baltimore
Acquired: FA-18

DeAndre Carter was signed by the Eagles during training camp in 2018. Originally signed by Baltimore as an undrafted free agent in 2015, he has previously spent time with the Ravens, Raiders, Patriots and 49ers. Carter played at Sacramento State, where he produced the most receiving TDs (35) by a Hornet since 1996.

MOST RECEIVING TDS SACRAMENTO STATE SINCE 1996

DeAndre Carter	35
Fred Amey	27
Morris Norriss	19
Lamont Webb	16

In 2014, Carter led the Big Sky Conference in receiving TDs (17) and ranked 2nd in receptions (99) and receiving yards (1,321).

TRANSACTIONS

2015	Signed by BAL as UDFA
8/31/15	Waived by BAL
9/16/15	Signed by OAK to practice squad
12/1/15	Released from OAK practice squad
12/15/15	Signed by NE to practice squad
1/12/16	Released from NE practice squad
1/13/16	Signed by NE to practice squad
1/25/16	Re-signed by NE
9/3/16	Waived by NE
2/24/17	Signed by SF to a 2-year contract
9/2/17	Waived by SF
9/3/17	Signed by SF to practice squad
1/2/18	Signed to SF active roster
5/15/18	Waived by SF
7/28/18	Signed by PHI to 1-year contract

COLLEGE HIGHLIGHTS

- Earned first-team All-Big Sky honors his senior season following his senior season in 2014, the only player unanimously chosen. Also garnered all-conference accolades as a junior in 2013.
- Named to the AP All-America second-team in 2014 and played in the NFLPA All-Star game
- Led the Big Sky in 2014 in receiving TDs (17), and ranked 2nd in receptions (99), receiving yards (1,321), and receiving yards per game (110.1)
- Led the Big Sky in 2013 in receiving TDs (14), and led the Hornets in receiving yards (934), yards per catch (14.6) and receiving yards per game (84.9)
- Set Sacramento State single-game records in receptions (16) and receiving yards (273) against Southern Utah, earning both FCS and Big Sky Player of the Week honors



CAREER STATISTICS

			RECEIVING					OFF SNAPS	
Year	Team	GP/S	Rec	Yds	Avg	Lg	TD	No	Pct
2018	Philadelphia	2/1	1	10	10.0	10	0	72	48%
Totals		2/1	1	10	---	--	0	---	---

CAREER HIGHS

Receptions	1	9/6/18 vs. ATL
Receiving Yards	10	9/6/18 vs. ATL
Receiving Long	10	9/6/18 vs. ATL
Receiving TDs	--	---



2018 GAME-BY-GAME STATISTICS (PHI)

				RECEIVING					SNAPS	
Date	Opp		GP/S	Rec	Yds	Avg	Lg	TD	No	Pct
Sep 6	Atl	W	1/1	1	10	10.0	10	0	53	74%
Sep 16	at TB	L	1/0	0	0	0	0	0	19	24%
Sep 23	Ind									
Sep 30	at Ten									
Oct 7	Min									
Oct 11	at NYG									
Oct 21	Car									
Oct 28	at Jax									
Nov 11	Dal									
Nov 18	at NO									
Nov 25	NYG									
Dec 3	Was									
Dec 9	at Dal									
Dec 16	at LAR									
Dec 23	Hou									
Dec 30	at Was									
Totals			2/1	1	10	10.0	10	0	72	48%



5-10 | 220  **2nd Year**

DOB: Nov. 2, 1994 (Age 23)

**Glassboro,
New Jersey**

**Glassboro
High School**



Wisconsin

UDFA ('17) by Philadelphia



2017

Corey Clement (pronounced CLEM-int) was the only undrafted rookie to make the Eagles opening day roster in 2017. Clement led the Eagles with 4 rushing TDs and added 2 receiving TDs, marking the most offensive TDs (6) by an Eagles rookie RB since 1953. He also posted a team-high 100 receiving yards and 1 TD in **Super Bowl LII**.

MOST OFFENSIVE TDs

ALL-TIME EAGLES ROOKIE RBs

Mel Bleeker (1944)	8
Don Johnson (1953)	7
Steve Van Buren (1944)	7
Corey Clement (2017)	6
Hal Giancanelli (1953)	6
Bob Thurbon (1943)	6

UNDRAFTED ROOKIE RBs SINCE 2008

Isaiah Crowell (2014)	8
Robert Kelley (2016)	7
Corey Clement (2017)	6
LeGarrette Blount (2010)	6
Javarris James (2010)	6

MOST SUPER BOWL RECEIVING YARDS

NFL ROOKIE HISTORY

109	Chris Matthews (XLIX)
109	Torry Holt (XXXIV)
107	Cris Collinsworth (XVI)
100	Corey Clement (LII)

THREE STEP DROP

Prized possession: His college degree

Desired talent:

Ability to sing like Bruno Mars

Surprisingly good at: Making breakfast

If he could play another sport, what position: NBA point guard

Player he models his game after: Le'Veon Bell

Favorite athletes growing up: Marshall Faulk, Derek Fisher, Steve Nash, Barry Sanders

Favorite TV show: Friends



CAREER HIGHLIGHTS

- Recorded a career-high 100 receiving yards in **Super Bowl LII**, including a 22-yard TD reception. Became just the fourth rookie in NFL history to produce 100+ receiving yards in the Super Bowl, joining **Chris Matthews** (109 - XLIX with Seattle), **Torry Holt** (109 - XXXIV with St. Louis) and **Cris Collinsworth** (107 - XVI with Cincinnati)
- Fielded the snap on one of most memorable trick plays in NFL history in **Super Bowl LII**, known as the "Philly Special," when **Nick Foles** caught a TD from **Trey Burton** on fourth down
- His 6 TDs (including a team-high 4 rushing TDs) in the 2017 regular season tied for the 4th-most ever by an Eagles rookie RB, trailing only **Mel Bleeker** in 1944 (8), **Don Johnson** in 1953 (7) and **Steve Van Buren** in 1944 (7)



CAREER STATISTICS

Year	Team	GP/S	RUSHING					RECEIVING					OFF SNAPS			KICK RETURNS					ST
			Att	Yds	Avg	Lg	TD	Rec	Yds	Avg	Lg	TD	TYS	No	Pct	Ret	Yds	Avg	Lg	TD	T
2017	Philadelphia	16/0	74	321	4.3	28	4	10	123	12.3	28	2	444	256	23%	2	49	24.5	35	0	10
2018	Philadelphia	2/0	11	56	5.1	21	1	5	55	11.0	19	0	111	46	30%	0	0	---	---	0	1
Totals		18/0	85	377	4.4	28	5	15	178	11.9	28	2	555	---	---	2	49	24.5	35	0	11

PLAYOFFS

2017	Philadelphia	3/0	6	33	5.5	14	0	10	139	13.9	55	1	172	61	29%	2	47	23.5	25	0	0
Totals		3/0	6	33	5.5	14	0	10	139	13.9	55	1	172	---	---	2	47	23.5	25	0	0

ADDITIONAL STATISTICS

Fumbles/Lost: 0/0 **2-Point Conversions:** 1 rushing at Dal. (11/19/17)



CAREER HIGHLIGHTS (Continued)

2018 - PHILADELPHIA EAGLES (2/0)

- Rushed for a 15-yard TD at TB (9/16/18) to tie the game 7-7 in the second quarter. The score tied for the longest rushing TD of his career (also 9/24/17 vs. NYG)

2017 - PHILADELPHIA EAGLES (16/0, 3/0)

- Recorded a career-high 100 receiving yards in **Super Bowl LII** at NE (2/4/18), including a 22-yard TD reception. Became just the fourth rookie in NFL history to produce 100+ receiving yards in the Super Bowl, joining **Chris Matthews** (109 - XLIX with Seattle), **Torry Holt** (109 - XXXIV with St. Louis) and **Cris Collinsworth** (107 - XVI with Cincinnati)
- Registered a career-long 55-yard reception in **Super Bowl LII**, which marked the longest reception by a RB in the Super Bowl since **Kenny King's** 80-yard receiving TD vs. Philadelphia with Oakland in Super Bowl XV
- Fielded the snap on one of most memorable trick plays in NFL history in **Super Bowl LII**, known as the "Philly Special," when **Nick Foles** caught a TD from **Trey Burton** on fourth down
- Totaled a career-high 5 receptions in the Divisional Playoff win vs. Atl. (1/13/18). Became the first Eagles rookie with 5+ receptions in a playoff game since **Jeremy Maclin** (7) on 1/9/10 at Dallas

CAREER HIGHS

Rush Attempts	12	11/5/17 vs. Den.
Rushing Yards	54	10/29/17 vs. SF
Rushing Long	28	11/5/17 vs. Den.
Rushing TDs	2	11/5/17 vs. Den.
Receptions	5	1/13/18 vs. Atl. (Div.)
Receiving Yards	100	2/4/18 at NE (SB)
Receiving Long	55	2/4/18 at NE (SB)
Receiving TDs	1	3x, last: 2/4/18 at NE (SB)
Scrimmage Yards	108	2/4/18 at NE (SB)
Offensive TDs	3	11/5/17 vs. Den.
Kick Returns	1	4x, last: 2/4/18 at NE (SB)
Kick Return Yards	35	9/24/17 vs. NYG
Kick Return Long	35	9/24/17 vs. NYG

BIRDSEED

Clement prepped at Glassboro HS (Glassboro, NJ), where he was coached by Mark Maccarone. He was selected to the Semper Fidelis All-American Bowl after finishing his high school career with an outstanding 6,245 rushing yards, 34 rushing TDs and 90 total TDs. Clement, who set the New Jersey state record with 479 yards against Gloucester City, earned first-team all-state honors after rushing for 2,323 yards and 33 TDs while also recording 47 tackles and 8.0 sacks as a senior. He also ran for 2,510 yards and 36 total TDs as a junior and tallied 1,205 rushing yards and 15 TDs as a sophomore.

Clement is the son of Latanya and Steve Clement. He majored in life sciences communication at the University of Wisconsin and interned at Merrill Lynch during the summer of 2016.



@CoreyClement_6



@yeroc_



2018 GAME-BY-GAME STATISTICS (PHILADELPHIA)

				RUSHING					RECEIVING						SNAPS			KICK RETURNS				
Date	Opp		GP/S	Att	Yds	Avg	Lg	TD	Rec	Yds	Avg	Lg	TD	TYS	No	Pct	Ret	Yds	Avg	Lg	TD	
Sep 6	Atl	W	1/0	5	26	5.2	21	0	0	0	---	--	0	26	13	18%	0	0	---	--	0	
Sep 16	at TB	L	1/0	6	30	5.0	15t	1	5	55	11.0	19	0	85	33	42%	0	0	---	--	0	
Sep 23	Ind																					
Sep 30	at Ten																					
Oct 7	Min																					
Oct 11	at NYG																					
Oct 21	Car																					
Oct 28	at Jax																					
Nov 11	Dal																					
Nov 18	at NO																					
Nov 25	NYG																					
Dec 3	Was																					
Dec 9	at Dal																					
Dec 16	at LAR																					
Dec 23	Hou																					
Dec 30	at Was																					
Totals			2/0	11	56	5.1	21	1	5	55	11.0	19	0	111	46	30%	0	0	---	--	0	



CAREER HIGHLIGHTS (Continued)

- His 6 TDs (including a team-high 4 rushing TDs) in the regular season tied for the 4th-most ever by an Eagles rookie RB, trailing only **Mel Bleeker** in 1944 (8), **Don Johnson** in 1953 (7) and **Steve Van Buren** in 1944 (7)
- Ranked 2nd on the team with 10 special teams tackles
- Tacked on the first 2-point conversion of his career after scoring his 6th TD of the season (4th rushing) on the opening drive of the second half at Dal. (11/19/17)
- Produced a career-high 3 TDs (2 rushing, 1 receiving) vs. Den. (11/5/17). Became the first Eagle to record 2+ rushing TDs and 1+ receiving TD in a game since **Brian Westbrook** on 11/27/08 vs. Arizona and the first Eagles rookie to do so since **Don Johnson** on 11/15/53 at Baltimore
- Led the team with a career-high 54 yards vs. SF (10/29/17)
- Made an acrobatic catch to record his first career receiving TD on a 9-yard pass from **Carson Wentz** in the third quarter vs. Was. (10/23/17)
- Registered his first career TD on a 15-yard run that tied the game, 21-21, with less than 6 minutes remaining in regulation vs. NYG (9/24/17)

COLLEGE HIGHLIGHTS

- A member of the winningest senior class in Wisconsin history (41-13, .759). Rushed for 3,092 yards and 36 TDs on 576 attempts (5.4 avg.) while adding 29 catches for 279 yards and 2 TDs in 43 career games (15 starts)

MULTI-TOUCHDOWN GAMES (1)

Date	Opponent	Tot	Rush	Rec
11/5/17	vs. Denver (W, 51-23)	3	2	1

100+ YARD RECEIVING GAMES (1)

Date	Opponent	Yds	Rec	TDs
2/4/18	at New England (SB) (W, 41-33)	100	4	1



6-4 | 310  **7th Year**
DOB: Dec. 13, 1990 (Age 27)

**Yazoo City,
Mississippi**



**Yazoo City
High School**



Mississippi State
D1-12 (12th overall)
by Philadelphia

MOST SACKS

EAGLES PLAYERS IN 2017

9.5	Brandon Graham
5.5	Fletcher Cox
5.0	Several players tied

THREE STEP DROP

**Favorite meal: Mom's baked beans,
mac and cheese, grilled chicken
and pork chops**

**Best player he has ever faced:
Cowboys T Tyron Smith**

**If he could play another sport,
what position: First baseman,
New York Yankees**

**First jersey owned: LaDanian
Tomlinson, San Diego Chargers**

**Three favorite throwback jerseys:
Michael Jordan, Chicago Bulls;
Ronnie Lott, San Francisco 49ers;
Ken Griffey Jr., Cincinnati Reds**



2017

One of the NFL's best defensive players, **Fletcher Cox** was originally selected by Philadelphia with the 12th-overall pick in the 2012 NFL Draft, which the Eagles traded up three spots to move into. A three-time Pro Bowler and three-time second-team All-Pro honoree, Cox ranks 2nd among all-time Eagles interior DL with 36.5 career sacks, trailing only **Andy Harmon** (39.5, 1991-97).

AP	AP	AP			
2014	2015	2017	2016	2017	2018

CAREER SACKS

ALL-TIME EAGLES INTERIOR DL



ANDY HARMON
39.5



FLETCHER COX
36.5



KEN CLARKE
32.5



COREY SIMON
32.0

CAREER HIGHLIGHTS

- Named to the **Pro Bowl** following the 2015, 2016 and 2017 seasons. His three Pro Bowl nods are tied with **Charlie Johnson** (1980-82) and **Floyd Peters** (1965, 1967-68) for the most ever by an Eagles DT
- Voted second-team **All-Pro** by the *Associated Press* in 2014, 2015 and 2017
- Ranks 2nd among all-time Eagles interior DL with 36.5 career sacks, trailing only **Andy Harmon** (39.5, 1991-97)
- Posted a team-high-tying 13 QB pressures and hits along with 1.0 sack and a team-leading 2 TFL during the Eagles' **Super Bowl LII**-winning postseason run



CAREER STATISTICS

Year	Team	GP/S	TACKLES					PASS DEFENSE						FUMBLES			DEF SNAPS	
			Total	Solo	Asst	TFL	Sacks	Int	Yds	Lg	TD	PD	QPH	FF	FR	Yds	No	Pct
2012	Philadelphia	15/9	65	46	19	7	5.5	0	0	--	0	2	24	0	0	0	509	49%
2013	Philadelphia	16/16	66	44	22	1	3.0	0	0	--	0	3	21	0	1	3	882	73%
2014	Philadelphia	16/16	70	59	11	7	4.0	0	0	--	0	0	14	1	3	21	921	80%
2015	Philadelphia	16/16	104	80	24	16.5	9.5	0	0	--	0	0	32	3	2	0	983	81%
2016	Philadelphia	16/16	53	34	19	10	6.5	0	0	--	0	4	21	1	1	0	773	76%
2017	Philadelphia	14/14	35	23	12	4	5.5	0	0	--	0	3	34	1	2	20	608	59%
2018	Philadelphia	2/2	9	7	2	4	2.5	0	0	--	0	0	14	0	0	0	111	87%
Totals		95/89	402	293	109	49.5	36.5	0	0	--	0	12	160	6	9	44	---	---

PLAYOFFS

2013	Philadelphia	1/1	3	3	0	0	0.0	0	0	--	0	0	0	0	0	0	61	85%
2017	Philadelphia	3/3	13	10	3	2	1.0	0	0	--	0	0	13	0	0	0	178	86%
Totals		4/4	16	13	3	2	1.0	0	0	--	0	0	13	0	0	0	---	---

ADDITIONAL STATISTICS

Fumble Recovery TDs: 2 - 9/10/17 at Washington (20 yards); 9/7/14 at Jacksonville (17 yards)

CAREER HIGHS

Tackles	13	12/7/14 vs. Sea.
Sacks	3.0	10/11/15 vs. NO
INTs	--	---
PDs	2	10/12/17 at Car.
FFs	2	10/11/15 vs. NO
FRs	1	9x, last: 12/25/17 vs. Oak.

CAREER HIGHLIGHTS (Continued)

2018 - PHILADELPHIA EAGLES (2/2)

- Ranks 1st on the team with 2.5 sacks, which are the most by an Eagles defensive tackle through 2 games since **Cullen Jenkins** in 2011 (3.0)
- Sacked Buccaneers QB **Ryan Fitzpatrick** in the first quarter at TB (9/16/18). Also totaled a season-high 7 tackles (5 solo), 2 TFL and a team-high 7 QB pressures and hits
- Recorded 1.5 sacks and 1 TFL along with a team-leading 7 QB pressures and hits vs. Atl. (9/6/18)

2017 - PHILADELPHIA EAGLES (14/14, 3/3)

- Was named to his third consecutive **Pro Bowl** and earned second-team **All-Pro** honors from the *Associated Press*
- Posted a team-high-tying 13 QB pressures and hits along with 1.0 sack and a team-leading 2 TFL during the Eagles' **Super Bowl LII**-winning postseason run
- Totaled a team-high 8 QB pressures and hits in **Super Bowl LII** at NE (2/4/18)
- Recorded a season-high 7 tackles, including 2 TFL, and notched a sack of Falcons QB **Matt Ryan** in the team's Divisional Playoff win vs. Atl. (1/13/18)
- Recovered a forced fumble by **Vinny Curry** in the third quarter to set up a game-tying 35-yard FG by **Jake Elliott** in the 19-10 victory vs. Oak. (12/25/17)
- Made an impact play to preserve a 31-29 lead late in the third quarter at NYG (12/17/17) when he sacked Giants QB **Eli Manning** on a 2-point conversion attempt



THE MECHANIC

One of Cox's passions off the field is fixing up old cars. In fact, he believes he'd most likely work as a mechanic if he wasn't playing football. "I didn't have much of a choice. It runs in the family," said Cox, who now has his own drag racing team using a 1991 Ford Mustang drag radial, which is driven by Shawn Ayers. The team competes in professional events around the country.

@fcoxx_91
 @fcoxx_91



2018 GAME-BY-GAME STATISTICS (PHI)

Date	Opp	GP/S	Tot	Solo	Sk	Int	PD	FF	FR	Snap	Pct
Sep 6	Atl	W	1/1	2	2	1.5	0	0	0	65	93%
Sep 16	at TB	L	1/1	7	5	1.0	0	0	0	46	79%
Sep 23	Ind										
Sep 30	at Ten										
Oct 7	Min										
Oct 11	at NYG										
Oct 21	Car										
Oct 28	at Jax										
Nov 11	Dal										
Nov 18	at NO										
Nov 25	NYG										
Dec 3	Was										
Dec 9	at Dal										
Dec 16	at LAR										
Dec 23	Hou										
Dec 30	at Was										
Totals		2/2	9	7	2.5	0	0	0	0	111	87%

CAREER HIGHLIGHTS (Continued)

- Provided a boost to the Eagles defense at Car. (10/12/17) after missing 2 games due to a calf injury. With Carolina leading, 10-3, in the second quarter, bullied Panthers G **Trai Turner** into QB **Cam Newton** to force an errant pass that was intercepted by **Rasul Douglas** inside the CAR 20. The turnover led to an Eagles TD that tied the game, 10-10. Philadelphia never trailed again following the score. Also recorded a half-sack of Newton at the end of the first half to push Carolina out of FG range
- Sealed the victory for Philadelphia in the season opener at Was. (9/10/17) when he grabbed a fourth-quarter fumble and returned it 20 yards for his second career TD. Also strip-sacked Redskins QB **Kirk Cousins** in the first quarter

2016 - PHILADELPHIA EAGLES (16/16)

- Voted to the **Pro Bowl** for the second time in his career after tying for the 5th-most sacks (6.5) by an NFL DT, trailing only **Geno Atkins** (9.0), **Aaron Donald** (8.0), **Gerald McCoy** (7.0) and **Leonard Williams** (7.0)
- Posted 1.5 sacks of Redskins **Cousins** vs. Was. (12/11/16), marking his fifth-career multi-sack game
- Named **NFC Defensive Player of the Month** for September 2016 after totaling 3.0 sacks and 1 FF in three contests
- Sacked Steelers QB **Ben Roethlisberger** twice and forced him to fumble once (recovered by **Brandon Graham**) as part of an 8-tackle effort vs. Pit. (9/25/16)
- With a sack of Browns QB **Robert Griffin III** vs. Cle. (9/11/16), became the ninth player since 1982 to record a sack on opening day in at least four of his first five NFL seasons

2017 GAME-BY-GAME STATISTICS (PHI)

Date	Opp	GP/S	Tot	Solo	Sk	Int	PD	FF	FR	Snap	Pct
Sep 10	at Was	W	1/1	1	1	1.0	0	0	1	43	68%
Sep 17	at KC	L	1/1	3	2	1.0	0	0	0	44	83%
Sep 24	NYG	W	1/1	1	1	0.0	0	0	0	17	25%
Oct 1	at LAC	W	0/0	INACTIVE (CALF)							
Oct 8	Ari	W	0/0	INACTIVE (CALF)							
Oct 12	at Car	W	1/1	2	0	0.5	0	2	0	65	79%
Oct 23	Was	W	1/1	1	1	1.0	0	0	0	51	80%
Oct 29	SF	W	1/1	4	1	1.0	0	1	0	45	68%
Nov 5	Den	W	1/1	2	2	0.0	0	0	0	39	61%
Nov 19	at Dal	W	1/1	3	3	0.0	0	0	0	46	73%
Nov 26	Chi	W	1/1	3	3	1.0	0	0	0	35	64%
Dec 3	at Sea	L	1/1	4	2	0.0	0	0	0	51	82%
Dec 10	at LAR	W	1/1	5	3	0.0	0	0	0	37	77%
Dec 17	at NYG	W	1/1	2	1	0.0	0	0	0	70	80%
Dec 25	Oak	W	1/1	4	3	0.0	0	0	1	62	90%
Dec 31	Dal	L	1/1	0	0	0.0	0	0	0	3	4%
Totals		14/14	35	23	5.5	0	3	1	2	608	59%

PLAYOFFS

Jan 13	Atl	W	1/1	7	6	1.0	0	0	0	57	90%
Jan 21	Min	W	1/1	4	3	0.0	0	0	0	53	79%
Feb 4	at NE	W	1/1	2	1	0.0	0	0	0	68	90%
Totals		3/3	13	10	1.0	0	0	0	0	178	86%

MULTI-SACK GAMES (6)

Date	Opponent	TDs
10/11/15	vs. New Orleans Saints (W, 39-17)	3.0
9/25/16	vs. Pittsburgh Steelers (W, 34-3)	2.0
12/26/15	vs. Washington Redskins (L, 24-38)	2.0
9/6/18	vs. Atlanta Falcons (W, 18-12)	1.5
12/11/16	vs. Washington Redskins (L, 22-27)	1.5
12/13/12	vs. Cincinnati Bengals (L, 13-34)	1.5

SMALL TOWN ROOTS

Cox grew up in the small town of Yazoo, MS, which has a population of less than 30,000 people.

Cox's graduating class was just 100 students.

HIGH SCHOOL STANDOUT

Cox attended Yazoo City HS (Yazoo, MS), where he recorded 104 tackles, 10 sacks, 1 INT and 1 FR as a senior. Cox notched 103 tackles, 11 sacks and 2 INTs (one of which he returned for a TD) during his junior season. He also played basketball and participated in track in the second leg of the 4 x 100 meter team.



2016 GAME-BY-GAME STATISTICS (PHI)

Date	Opp	GP/S	Tot	Solo	Sk	Int	PD	FF	FR	Snap	Pct
Sep 11	Cle	W	1/1	4	4	1.0	0	0	0	38	73%
Sep 19	at Chi	W	1/1	2	2	0.0	0	0	0	42	81%
Sep 25	Pit	W	1/1	8	6	2.0	0	0	1	41	68%
Oct 9	at Det	L	1/1	2	2	1.0	0	0	0	53	87%
Oct 16	at Was	L	1/1	0	0	0.0	0	0	0	55	74%
Oct 23	Min	W	1/1	5	2	0.0	0	0	0	54	71%
Oct 30	at Dal	L	1/1	5	3	0.0	0	0	0	64	82%
Nov 6	at NYG	L	1/1	5	3	0.0	0	1	0	50	78%
Nov 13	Atl	W	1/1	1	0	0.0	0	0	0	41	82%
Nov 20	at Sea	L	1/1	4	2	0.0	0	1	0	45	67%
Nov 28	GB	L	1/1	2	0	0.0	0	0	0	57	80%
Dec 4	at Cin	L	1/1	3	2	0.0	0	1	0	47	73%
Dec 11	Was	L	1/1	4	3	1.5	0	0	0	34	71%
Dec 18	at Bal	L	1/1	2	1	1.0	0	0	1	46	79%
Dec 22	NYG	W	1/1	3	1	0.0	0	1	0	66	74%
Jan 1	Dal	W	1/1	3	3	0.0	0	0	0	40	71%
Totals			16/16	53	34	6.5	0	4	1	773	76%

2015 GAME-BY-GAME STATISTICS (PHI)

Date	Opp		GP/S	Tot	Solo	Sk	Int	PD	FF	FR	Snaps	Pct
Sep 14	at Atl	L	1/1	4	3	1.0	0	0	0	0	69	90%
Sep 20	Dal	L	1/1	7	5	0.0	0	0	0	1	68	80%
Sep 27	at NYJ	W	1/1	5	2	0.0	0	0	0	0	62	78%
Oct 4	at Was	L	1/1	7	4	0.0	0	0	0	0	73	87%
Oct 11	NO	W	1/1	9	9	3.0	0	0	2	1	46	67%
Oct 19	NYG	W	1/1	6	4	1.0	0	0	1	0	56	82%
Oct 25	at Car	L	1/1	4	3	0.0	0	0	0	0	52	85%
Nov 8	at Dal	W	1/1	5	3	0.0	0	0	0	0	65	83%
Nov 15	Mia	L	1/1	7	4	0.5	0	0	0	0	59	88%
Nov 22	TB	L	1/1	8	5	0.0	0	0	0	0	59	76%
Nov 26	at Det	L	1/1	8	8	0.0	0	0	0	0	52	72%
Dec 6	at NE	W	1/1	2	2	0.0	0	0	0	0	66	74%
Dec 13	Buf	W	1/1	8	8	1.0	0	0	0	0	60	81%
Dec 20	Ari	L	1/1	7	6	1.0	0	0	0	0	59	78%
Dec 26	Was	L	1/1	9	8	2.0	0	0	0	0	64	85%
Jan 3	at NYG	W	1/1	8	6	0.0	0	0	0	0	73	87%
Totals			16/16	104	80	9.5	0	0	3	2	983	81%

BIGGEST INFLUENCES

Cox claims the biggest influence on his life and career is his late older brother, Shaddrick, who passed away during the 2015 offseason. Said Cox, "He was my father figure. I always looked up to him, especially for decision making. He always taught me about doing the right things and being successful in life. I try to emulate him every day. He taught me my love for cars."

Cox also credits his high school guidance counselor, Christie Cater, and his late high school position coach, Kyle Wallace, for his success. "Coach Wallace picked me up every day for summer workouts. He pushed me to my limits."

BIRDSEED

Cox is the son of Melissa Cox, who works at a Nissan dealership. He has two sisters, Fantasia and Nakeia, and an older brother, Shaddrick, who passed away during the 2015 offseason. Cox owns two pitbulls named Debow and Nina.

CAREER HIGHLIGHTS (Continued)

2015 - PHILADELPHIA EAGLES (16/16)

- Produced career highs with 104 tackles (80 solo), 9.5 sacks and 3 FFs en route to his first-career **Pro Bowl** selection. His 9.5 sacks were the most by an Eagles interior defensive lineman since **Corey Simon** (9.5) in 2000. Also named **second-team All-Pro** by the *Associated Press* for a second straight season
- Posted 2.0 sacks among 9 tackles vs. Was. (12/26/15)
- Earned his first-career **NFC Defensive Player of the Week** honors vs. NO (10/11/15) as he became the first Eagle ever and first NFL player since 2007 to record 3.0 sacks, 2 FFs and 1 FR in a single game. His 3.0 sacks were a career high and his 2 FFs resulted in 9 points

2014 - PHILADELPHIA EAGLES (16/16)

- Earned second-team **All-Pro** honors from the *Associated Press* and all-NFC honors from the PFWA
- Totaled a career-high 13 tackles (11 solo) vs. Sea. (12/7/14)
- Scored the first TD of his career on a 17-yard fumble return, sealing a victory vs. Jax. (9/7/14)





5-11 | 193  **4th Year**

DOB: Jan. 2, 1994 (Age 24)

**Oxon Hill,
Maryland**



**Potomac
High School**



Florida State
D2-15 (50th overall)
by Buffalo
Acquired: T-Buf-17



2017

Originally selected by Buffalo in the 2nd round (50th overall) of the 2015 NFL Draft, **Ronald Darby** was acquired by Philadelphia in exchange for WR **Jordan Matthews** and a 2018 third-round pick. In his debut season with the Eagles in 2017, Darby tied for 2nd on the defense with a career-high 3 INTs and also led the team with 7 PDs in the postseason.

MOST INTERCEPTIONS EAGLES PLAYERS IN 2017

Patrick Robinson	4
Ronald Darby	3
Rodney McLeod	3
Jalen Mills	3
Several players tied	2

MOST PASSES DEFENSED EAGLES IN 2017 POSTSEASON

Ronald Darby	7
Jalen Mills	6
Malcolm Jenkins	3
Rodney McLeod	3
Patrick Robinson	2

BIRDSEED

Darby has not only excelled on the gridiron during his athletic career, he was also a high school track star. Darby was a member of the USA medley relay team that brought home a gold medal from the 2011 World Youth Championships in France.

Darby is the son of Jarina and Ronald Darby Sr. He majored in social science at Florida State.



@realronalddarby



@realronalddarby

THREE STEP DROP

First jersey: Darrell Green,
Washington Redskins

Favorite movie: *Black Hawk Down*

Favorite TV show: *Power*

Favorite meal: Hibachi

CAREER HIGHLIGHTS

2018 - PHILADELPHIA EAGLES (2/2)

- Picked off Buccaneers QB **Ryan Fitzpatrick** on a ball tipped by **Rodney McLeod** in the first quarter at TB (9/16/18). Marked his 6th-career INT and 4th with the Eagles. Has posted 3 INTs in his previous 5 regular-season games dating back to 2017
- Led the Eagles with a career-high 5 PDs and recorded 6 tackles (5 solo) in the win vs. Atl. (9/6/18)

2017 - PHILADELPHIA EAGLES (8/7, 3/3)

- Led the Eagles with 22 tackles (17 solo) and 7 PDs during their **Super Bowl LII**-winning playoff run





CAREER STATISTICS

			TACKLES					PASS DEFENSE						FUMBLES			DEF SNAPS	
Year	Team	GP/S	Total	Solo	Asst	TFL	Sacks	Int	Yds	Lg	TD	PD	QPH	FF	FR	Yds	No	Pct
2015	Buffalo	15/15	68	61	7	3	0.0	2	48	27	0	21	0	0	0	0	914	84%
2016	Buffalo	14/14	69	60	9	1	0.0	0	0	--	0	12	1	0	0	0	821	77%
2017	Philadelphia	8/7	39	35	4	1	0.0	3	42	37	0	11	0	0	0	0	382	37%
2018	Philadelphia	2/2	15	13	2	1	0.0	1	0	--	0	6	0	0	0	0	119	93%
Totals		39/38	191	169	22	6	0.0	6	90	37	0	50	1	0	0	0	---	---

PLAYOFFS

2017	Philadelphia	3/3	22	17	5	1	0.0	0	0	--	0	7	0	0	0	0	203	99%
Totals		3/3	22	17	5	1	0.0	0	0	--	0	7	0	0	0	0	---	---

CAREER HIGHS

Tackles	10	3x, last: 1/13/18 vs. Atl. (Div.)
Sacks	--	---
INTs	1	6x, last: 9/16/18 at TB
PDs	5	9/6/18 vs. Atl.
FFs	--	---
FRs	--	---

2018 GAME-BY-GAME STATISTICS (PHI)

Date	Opp	GP/S	Tot	Solo	Sk	Int	PD	FF	FR	Snaps	Pct
Sep 6	Atl	W 1/1	6	5	0.0	0	5	0	0	65	93%
Sep 16	at TB	L 1/1	9	8	0.0	1	1	0	0	54	93%
Sep 23	Ind										
Sep 30	at Ten										
Oct 7	Min										
Oct 11	at NYG										
Oct 21	Car										
Oct 28	at Jax										
Nov 11	Dal										
Nov 18	at NO										
Nov 25	NYG										
Dec 3	Was										
Dec 9	at Dal										
Dec 16	at LAR										
Dec 23	Hou										
Dec 30	at Was										
Totals		2/2	15	13	0.0	1	6	0	0	119	93%

CAREER HIGHLIGHTS (Continued)

- Produced a career-high-tying 4 PDs in the NFC Championship vs. Min. (1/21/18). Also registered a career-high-tying 10 tackles (8 solo) in the Divisional Round vs. Atl. (1/13/18)
- Despite missing 8 games due to injury, ranked 2nd on the Eagles defense with a career-high 3 INTs
- Picked off Raiders QB **Derek Carr** with less than 1 minute remaining in regulation vs. Oak. (12/25/17). Set up an Eagles drive that resulted in a game-winning FG by **Jake Elliott**
- Sparked an Eagles comeback with an INT of Giants QB **Eli Manning** in the win at NYG (12/17/17). The pick led to a 14-point run that helped Philadelphia recapture a 21-20 lead
- Intercepted Cowboys QB **Dak Prescott** in the second quarter and led the team with 8 solo tackles at Dal. (11/19/17)

2016 - BUFFALO BILLS (14/14)

- Recorded a career-high 69 tackles (60 solo) and 12 PDs
- After batting down a pass at Sea. (11/7/16), became the fastest Bills player to reach 30 career PDs
- Registered a career-high-tying 10 tackles (7 solo) vs. Pit. (12/11/16)

2015 - BUFFALO BILLS (14/14)

- Named the NFL's **Defensive Rookie of the Year** by *Pro Football Focus* and voted to the PFWA **All-Rookie Team** after recording a career-high 21 PDs and 2 INTs
- His rookie-franchise-record 21 PDs ranked 2nd in Bills single-season history, trailing only **Nate Odomes** (24) in 1991
- Led the team with a career-high 10 tackles vs. Mia. (11/8/15)





6-2 | 209  **2nd Year**

DOB: Aug. 29, 1995 (Age 23)

**East Orange,
New Jersey** 

**East Orange
High School**



West Virginia
D3-17 (99th overall)
by Philadelphia



Rasul Douglas (pronounced RAH-sool) was selected by the Eagles in the 3rd round (99th overall) of the 2017 NFL Draft. The New Jersey native totaled 39 tackles (32 solo) along with 2 INTs and ranked 3rd on the team with 14 PDs in 14 games (5 starts) as a rookie. Douglas played collegiately at West Virginia, where he tied for the NCAA lead with 8 INTs as a senior in 2016.

MOST INTERCEPTIONS EAGLES PLAYERS IN 2017

Patrick Robinson	4
Ronald Darby	3
Rodney McLeod	3
Jalen Mills	3
Rasul Douglas	2
Corey Graham	2
Malcolm Jenkins	2

NCAA PLAYERS IN 2016

Rasul Douglas (WVU)	8
T. McFadden (FSU)	8
Malik Hooker (OSU)	7
Damontae Kazee (SDSU)	7
W. Steelhammer (AF)	7
T. Thompson (Colorado)	7

MOST PASSES DEFENSED

EAGLES PLAYERS IN 2017

22	Jalen Mills
22	Patrick Robinson
14	Rasul Douglas

THREE STEP DROP

Hobbies: Bowling

If he could play another sport:
Shortstop, baseball

Favorite athletes growing up:
Brian Dawkins, Derek Jeter, Dirk Nowitzki, Ed Reed

Moment left star struck:
When he went to the Vince Carter basketball camp

Favorite quote: "If you don't plan, you are planning to fail."

Favorite movie: *Law Abiding Citizen*

Favorite TV show: *Power*

Favorite meal: Chicken alfredo



CAREER HIGHLIGHTS

2018 - PHILADELPHIA EAGLES (1/0)

- Halted a Falcons red zone drive with a fourth-quarter INT of QB **Matt Ryan** at the PHI 4 vs Atl. (9/6/18)

2017 - PHILADELPHIA EAGLES (14/5, 3/0)

- Recorded the 2nd-most PDs (14) on the team, behind **Jalen Mills** (22) and **Patrick Robinson** (22). Also finished with 2 INTs
- Notched his 2nd career INT in the 28-23 victory at Car. (10/12/17). With the Eagles down 10-3 in the second quarter, picked off Panthers QB **Cam Newton** at the CAR 19 and returned it to the 12. The pick set up a **Carson Wentz** TD pass that tied the game at 10-10



CAREER STATISTICS

Year	Team	GP/S	TACKLES					PASS DEFENSE						FUMBLES			DEF SNAPS	
			Total	Solo	Asst	TFL	Sacks	Int	Yds	Lg	TD	PD	QPH	FF	FR	Yds	No	Pct
2017	Philadelphia	14/5	39	32	7	0	0.0	2	7	7	0	14	0	0	0	0	420	41%
2018	Philadelphia	2/0	0	0	0	0	0.0	1	0	0	0	1	0	0	0	0	3	2%
Totals		16/5	39	32	7	0	0.0	3	7	7	0	15	0	0	0	0	---	---

PLAYOFFS

2017	Philadelphia	3/0	0	0	0	0	0.0	0	0	--	0	0	0	0	0	0	0	0%
Totals		3/0	0	0	0	0	0.0	0	0	--	0	0	0	0	0	0	---	---

ADDITIONAL STATISTICS

Special Teams Tackles: 2 - 2017 (2)



CAREER HIGHLIGHTS (Continued)

- Made his first career start in the 27-24 win vs. NYG (9/24/17). Picked off Giants QB **Eli Manning** for his first career INT. Became the first Eagle to record an INT within his first 2 career games since **Nate Allen** in 2010

COLLEGE HIGHLIGHTS

- Collected first-team All-Big 12 honors as a senior in 2016, when he tied for the NCAA lead with 8 INTs (also Florida State's **Tarvarus McFadden**). Returned an interception 54 yards for a TD in a win vs. Brigham Young (9/24/16)
- Played in 11 games as a junior in 2015, adding depth at CB and seeing action on special teams. Recorded his 1st INT with the Mountaineers in a win at Kansas (11/21/15)

CAREER HIGHS

Tackles	7	12/31/17 vs. Dal.
Sacks	--	---
INTs	1	3x, last: 09/06/18 vs. Atl.
PDs	3	2x, last: 11/26/17 vs. Chi.
FFs	--	---
FRs	--	---

2018 GAME-BY-GAME STATISTICS (PHI)

Date	Opp	GP/S	Tot	Solo	Sk	Int	PD	FF	FR	Snap	Pct
Sep 6	Atl	W	1/0	0	0	0	1	1	0	0	3%
Sep 16	at TB	L	1/0	0	0	0	0	0	0	1	2%
Sep 23	Ind										
Sep 30	at Ten										
Oct 7	Min										
Oct 11	at NYG										
Oct 21	Car										
Oct 28	at Jax										
Nov 11	Dal										
Nov 18	at NO										
Nov 25	NYG										
Dec 3	Was										
Dec 9	at Dal										
Dec 16	at LAR										
Dec 23	Hou										
Dec 30	at Was										
Totals		2/0	0	0	0.0	1	1	0	0	3	2%

BIRDSEED

Douglas is one of seven siblings and was raised by his grandmother in East Orange, NJ. He credits his little league baseball coach, Mike Davis, for helping turn his life around. Davis was also the P.A. announcer for East Orange HS and a mentor for at-risk youth. "He was the one who took me out of the streets. He made sure we did what we had to do."

Nassau Community College had no dorms, so Douglas lived in an apartment eight miles from campus and took the bus to and from school and practice each day. On his own financially, Douglas slept on the floor and battled hunger.

Douglas would wait until the end of the day to eat and often ordered off the dollar menu at McDonald's, eating half of the meal and saving the rest for later. "Every time I eat, I always think I'm making up a meal that I missed in junior college ... It definitely fuels me all the time, just thinking about what I went through."



5-9 | 167  **2nd Year**

DOB: Jan. 21, 1995 (Age 23)

**La Grange,
Illinois**

**Lyons Township
High School**



Memphis

D5a-17 (153rd overall)

by Cincinnati

Acquired: PS-Cin-17



Jake Elliott was signed by the Eagles from the Bengals practice squad in Week 2 of 2017 and enjoyed a historic rookie campaign, kicking the longest regular-season (61 yards vs. NYG in Week 3) and playoff FGs (53 yards in the Divisional Round vs. Atl.) in team and NFL rookie history. He also kicked the two longest FGs by a rookie in **Super Bowl** history (42 and 46 yards) in Philadelphia's 41-33 win vs. New England.

LONGEST FIELD GOALS

NFL HISTORY

Matt Prater (12/8/13 vs. Ten.)	64
David Akers (9/9/12 at GB)	63
S. Janikowski (9/12/11 at Den.)	63
Jason Elam (10/25/98 vs. Jax.)	63
Tom Dempsey (11/8/70 vs. Det.)	63
Matt Prater (10/22/06 vs. Phi.)	62
Jake Elliott (9/24/17 vs. NYG)	61
Several players tied	61

EAGLES HISTORY

Jake Elliott (9/24/17 vs. NYG)	61
Tony Franklin (11/12/79 at Dal.)	59
David Akers (9/14/03 vs. NE)	57
Caleb Sturgis (10/30/16 at Dal.)	55

EAGLES POSTSEASON HISTORY

Jake Elliott (1/13/18 vs. Atl.)	53
David Akers (1/4/09 at Min.)	51
David Akers (1/7/07 vs. NYG)	48

THREE STEP DROP

Hobbies: Golf

First job: Tennis instructor

Bucket list: Travel to Australia

**If he could play another sport, what position/
team: Shortstop, Chicago Cubs**

**Player he models his game after: Fellow Memphis
alum Stephen Gostkowski**

Favorite meal: Deep dish pizza

**Favorite quote: "Success isn't owned. It's rented and
rent is due every day."**

50+ YARD FIELD GOALS

EAGLES SINGLE-SEASON HISTORY

5	Jake Elliott (2017)
4	Caleb Sturgis (2016)
4	Cody Parkey (2014)

CAREER HIGHLIGHTS

- Kicked the longest regular-season (61 yards vs. NYG in Week 3) and postseason FGs (53 yards in Divisional Round vs. Atl.) in Eagles and NFL rookie history in 2017
- Produced the most 50+ yard FGs (5) in single-season franchise history in 2017
- Recorded the two longest FGs by a rookie in **Super Bowl** history (43 and 46 yards) in Philadelphia's 41-33 win vs. New England in **Super Bowl LII**



CAREER STATISTICS

Year	Team	GP	FG-FGA	Pct	0-19	20-29	30-39	40-49	50+	Lg	XP-XPA	Pct	Pts	KO	TB
2017	Philadelphia	15	26-31	83.9	0-0	5-5	4-7	12-13	5-6	61	39-42	92.9	117	83	42
2018	Philadelphia	2	1-2	50.0	0-0	1-1	0-0	0-1	0-0	26	4-4	100.0	7	8	7
Totals		17	27-33	81.8	0-0	6-6	4-7	12-14	5-6	61	43-46	93.5	124	91	49

PLAYOFFS

2017	Philadelphia	3	7-7	100.0	0-0	2-2	2-2	2-2	1-1	53	7-9	77.8	28	19	13
Totals		3	7-7	100.0	0-0	2-2	2-2	2-2	1-1	53	7-9	77.8	28	19	13

ADDITIONAL STATISTICS

Successful Onside Kick: 9/17/17 at KC



CAREER HIGHLIGHTS (Continued)

2017 - PHILADELPHIA EAGLES (15/0, 3/0)

- Recorded the two longest FGs by a rookie in **Super Bowl** history (43 and 46 yards) in **Super Bowl LII**. His 46-yarder gave the Eagles a 41-33 lead with 1:05 remaining
- Kicked the longest FG (53 yards) in team and NFL rookie postseason history in the 15-10 win vs. Atl. (1/13/18) in the Divisional Round, breaking the previous mark of 51 yards by **David Akers** on 1/4/09 at Minnesota
- Produced the most 50+ yard FGs (5) in single-season franchise history. Also tied **David Akers** in 2004 for the most 40+ yard FGs (17) in Eagles single-season history
- Named **NFC Special Teams Player of the Week** for Week 3 after kicking a game-winning, franchise-record 61-yard FG as time expired vs. NYG (9/24/17). Erased a 24-21 deficit with FGs from 46 and 61 yards in the last 0:51
- His 61-yard FG tied for the 7th-longest in NFL history (rookie record), behind **Matt Prater** (64 on 12/8/13 vs. Ten.), **David Akers** (63 on 9/9/12 at GB), **Sebastian Janikowski** (63 on 9/12/11 at Den.), **Jason Elam** (63 on 10/25/98 vs. Jax.), **Tom Dempsey** (63 on 11/8/70 vs. Det.) and **Matt Bryant** (62 on 10/22/06 vs. Phi.). Tied for the 3rd-longest game-ending FG in NFL history, behind Dempsey and Bryant

CAREER HIGHS

Points	14	10/1/17 at LAC
FGs	4	10/1/17 at LAC
FG Attempts	4	10/1/17 at LAC
Longest FG	61	9/24/17 vs. NYG
Longest Attempt	61	9/24/17 vs. NYG
PATs	6	11/5/17 vs. Den.

FIELD GOAL SPLITS

	FG-FGA	Pct	Lg
vs. NFC	22-26	84.6	61
vs. AFC	12-14	85.7	53
Home	17-20	85.0	61
Away	14-17	82.3	53
Turf	6-7	85.7	46
Grass	28-33	84.8	61
Indoors	3-3	100.0	46
Outdoors	31-37	83.8	61
September	5-8	62.5	61
October	12-13	92.3	53
November	2-3	66.7	45
December	8-9	88.9	48
January	4-4	100.0	53
February	3-3	100.0	46
When Tied	5-6	83.3	61

WEEKLY AWARDS (1)

Award	Week	Year
NFC Special Teams Player of the Week	Week 3	2017

50+ YARD FIELD GOALS (6)

Date	Opponent	Yds
9/24/17	vs. New York Giants (W, 27-24)	61
1/13/18	vs. Atlanta Falcons (Div.) (W, 15-10)	53
10/1/17	at Los Angeles Chargers (W, 26-24)	53
10/29/17	vs. San Francisco 49ers (W, 33-10)	51
10/23/17	vs. Washington Redskins (W, 34-24)	50
10/12/17	at Carolina Panthers (W, 28-23)	50



2018 GAME-BY-GAME STATISTICS (PHILADELPHIA)

Date	Opp		FG-FGA	Pct	0-19	20-29	30-39	40-49	50+	Lg	XP-XPA	Pct	Pts	Kick by Kick
Sep 6	Atl	W	1-1	100.0	0-0	1-1	0-0	0-0	0-0	26	1-1	100.0	4	(26)
Sep 16	at TB	L	0-1	0.0	0-0	0-0	0-0	0-1	0-0	--	3-3	100.0	3	42RU
Sep 23	Ind													
Sep 30	at Ten													
Oct 7	Min													
Oct 11	at NYG													
Oct 21	Car													
Oct 28	at Jax													
Nov 11	Dal													
Nov 18	at NO													
Nov 25	NYG													
Dec 3	Was													
Dec 9	at Dal													
Dec 16	at LAR													
Dec 23	Hou													
Dec 30	at Was													
Totals			1-2	50.0	0-0	1-1	0-0	0-1	0-0	26	4-4	100.0	7	---

GAME-WINNING FIELD GOALS (4)

Date	Opponent	Score	Time (Q)	Yds	Final
1/13/18	vs. Atl. (Div.)	9-10	0:15 (3)	37	15-10
12/25/17	vs. Oak.	10-10	0:27 (4)	48	19-10
12/10/17	at LAR	34-35	3:50 (4)	41	43-35
9/24/17	vs. NYG	24-24	0:01 (4)	61	27-24



COLLEGE HIGHLIGHTS

- Four-time Lou Groza Award semifinalist (top collegiate placekicker), including finalist recognition in 2015
- Totaled school-best 445 career points, topping **Stephen Gostkowski** (369) and **DeAngelo Williams** (362)
- During his four seasons at Memphis, ranked 2nd among NCAA kickers in points (445), behind **Zane Gonzalez** (492)
- Holds school record for longest FG (56 yards) and kicked 4 of the 5 longest FGs in program history (56, 54, 53, 53)

TRANSACTIONS

- 2017** Drafted by CIN in 5th round (153rd overall)
Signed 4-year contract
- 9/2/17** Waived by CIN
- 9/3/17** Signed by CIN to practice squad
- 9/12/17** Signed by PHI from CIN practice squad

BIRDSEED

Elliott prepped at Lyons Township High School (La Grange, IL), which is located outside of Chicago. Elliott connected on 15-of-21 FGs as a senior, as well as 43-of-44 PATs, en route to being named All-Illinois First Team by the *Chicago Tribune*. Elliott was named the 2016 American Athletic Conference Football Scholar-Athlete of the Year. He was also a seven-time Dean's List student and three-time AAC All-Academic Team member.



@jake_elliott22



@jelliott46

6-5 | 250  6th Year

DOB: Nov. 10, 1990 (Age 27)

Danville,
CaliforniaMonte Vista
High School

Stanford

D2-13 (35th overall)
by Philadelphia

MOST RECEPTIONS

NFL TIGHT ENDS IN 2017

83 Travis Kelce (KC)

80 Jack Doyle (Ind.)

74 Zach Ertz (Phi.)

74 Delanie Walker (Ten.)

69 Rob Gronkowski (NE)

THREE STEP DROP

Bucket list: Skydiving

Talent he'd most like to have:

The ability to read minds

'Welcome to the NFL' moment:

Seeing Michael Vick in a meeting

Favorite musician: Jason Aldean

Favorite TV shows: *Game of Thrones* and *Homeland*

2018



2017

Originally selected by the Eagles in the 2nd round (35th overall) of the 2013 NFL Draft, Zach Ertz earned his first career Pro Bowl nod in 2017 after leading the team in receptions (74) and receiving yards (824) and tying for the 2nd-most receiving TDs (8) by an NFL TE. He also caught the game-winning TD vs. New England in **Super Bowl LII**.

MOST RECEIVING YARDS

NFL TIGHT ENDS IN 2017

Rob Gronkowski (NE) 1,084

Travis Kelce (KC) 1,038

Zach Ertz (Phi.) 824

Delanie Walker (Ten.) 807

Evan Engram (NYG) 722

MOST RECEIVING TDS

NFL TIGHT ENDS IN 2017

Jimmy Graham (Sea.) 10

Zach Ertz (Phi.) 8

Rob Gronkowski (NE) 8

Travis Kelce (KC) 8

Kyle Rudolph (Min.) 8

ALL-TIME EAGLES TIGHT ENDS

Pete Retzlaff (1965) 10

Zach Ertz (2017) 8

Brent Celek (2009) 8

Pete Retzlaff (1964) 8

Pete Retzlaff (1961) 8

CAREER HIGHLIGHTS

- Caught the game-winning TD in **Super Bowl LII** at NE (2/4/18) on an 11-yard pass from **Nick Foles** that gave the Eagles a 38-33 lead with 2:21 remaining
- Owns the 4th-most receptions (337) by an NFL TE since 2013, trailing only **Delanie Walker** (360), **Jimmy Graham** (349) and **Jason Witten** (346) in that span



CAREER STATISTICS

Year	Team	GP/S	RECEIVING					OFF SNAPS	
			Rec	Yds	Avg	Lg	TD	No	Pct
2013	Philadelphia	16/3	36	469	13.0	38	4	450	41%
2014	Philadelphia	16/5	58	702	12.1	35t	3	587	50%
2015	Philadelphia	15/7	75	853	11.4	60	2	790	68%
2016	Philadelphia	14/12	78	816	10.5	30	4	851	75%
2017	Philadelphia	14/13	74	824	11.1	53	8	778	69%
2018	Philadelphia	2/2	16	142	8.9	34	0	144	95%
Totals		77/42	337	3806	11.3	60	21	---	---

PLAYOFFS

2013	Philadelphia	1/0	3	22	7.3	15	1	23	40%
2017	Philadelphia	3/2	18	192	10.7	36	1	176	85%
Totals		4/2	21	214	10.2	36	2	---	---

ADDITIONAL STATISTICS

Fumbles/Lost: 3/3 - 2017 (1/1); 2015 (1/1); 2014 (1/1)

Forced Fumbles: 1 - 11/22/15 vs. TB

CAREER HIGHS

Receptions	15	12/20/14 at Was.
Receiving Yards	152	1/3/16 at NYG
Receiving Long	60	1/3/16 at NYG
Receiving TDs	2	3x, last: 10/12/17 at Car.

CAREER HIGHLIGHTS (Continued)


- Since 2013, ranks 6th among NFL TEs in receiving yards (3,806), behind **Rob Gronkowski** (4,654), **Jimmy Graham** (4,255), **Greg Olsen** (4,225), **Delanie Walker** (4,208) and **Travis Kelce** (4,015)
- Produced the most receptions (321) and receiving yards (3,664) by an Eagles TE in their first five NFL seasons. Is the first Eagles TE to post three consecutive seasons with 800+ receiving yards since **Pete Retzlaff** from 1963-65

2018 - PHILADELPHIA EAGLES (2/2)

- Recorded his franchise-record 6th-career game with 10+ receptions after leading the team in receptions (11) and receiving yards (94) at TB (9/16/18). His 6 career games with 10+ receptions ranks 1st among NFL TEs since he entered the league in 2013

2017 - PHILADELPHIA EAGLES (14/13, 3/2)

- Voted to his first career **Pro Bowl**. Became the first Eagles TE named to the all-star game since **Chad Lewis** in 2003
- Tied for the 2nd-most TDs (8) by an NFL TE, trailing only **Jimmy Graham** (10). His 8 TDs also tied for the 2nd-most ever by an Eagles TE, behind **Pete Retzlaff** in 1965 (10)
- Ranked 3rd among NFL TEs in receptions (72), trailing only **Travis Kelce** (83) and **Jack Doyle** (80)



POWER COUPLE

Ertz and his wife, Julie, who is a star defender on the U.S. Women's National Soccer team, got married in the 2017 offseason. The couple was also featured in *ESPN Magazine's* "The Body Issue."

HOLIDAY SPIRIT

Ertz partners annually with Bringing Hope Home's Adopt-A-Family program during the holiday season and does all of a family's holiday shopping. He also hosts the family at a home game, where he hands out presents and gives a tour of the locker room.

HIGH SCHOOL STANDOUT

Ertz graduated from Monte Vista HS (Danville, CA), where he was a first-team all-state selection as a senior after catching 56 passes for 756 yards and 14 TDs. He earned All-Northern California first-team honors from *NorCalPreps.com*, first-team All-Metro honors from the *San Francisco Chronicle*, All-East Bay honors from the *Contra Costa Times* and first-team All-East Bay Athletic League honors and was also named the 2008 *Cal-Hi Sports* North Coast Section Scholar Athlete of the Year.

Ertz also played high school basketball with Mark Appel, who was selected by the Houston Astros with the No. 1-overall pick in the 2013 MLB Draft and now plays in the Phillies organization. Their basketball team went 32-4 and lost in the NorCal finals. Ertz was a center and Appel was a small forward.

BIRDSEED

Ertz is the son of Lisa and Douglas, and has three younger brothers: Shane, Nic and Jackson. Lisa is an office manager and legal assistant, and Doug is a software salesman. Ertz also has a Bernese Mountain dog named Apollo. His father, Douglas, played football at Lehigh University from 1981-84 and his uncle, Davis, played baseball at Vermont from 1970-72.

Ertz earned his bachelor's degree in management science and engineering at Stanford.



@ZERTZ_86



@zachertz



2018 GAME-BY-GAME STATISTICS (PHI)

				RECEIVING					SNAPS	
Date	Opp		GP/S	Rec	Yds	Avg	Lg	TD	No	Pct
Sep 6	Atl	W	1/1	5	48	9.6	18	0	70	97%
Sep 16	at TB	L	1/1	11	94	8.5	34	0	74	94%
Sep 23	Ind									
Sep 30	at Ten									
Oct 7	Min									
Oct 11	at NYG									
Oct 21	Car									
Oct 28	at Jax									
Nov 11	Dal									
Nov 18	at NO									
Nov 25	NYG									
Dec 3	Was									
Dec 9	at Dal									
Dec 16	at LAR									
Dec 23	Hou									
Dec 30	at Was									
Totals			2/2	16	142	8.9	34	0	144	95%

CAREER HIGHLIGHTS (Continued)

- Posted the 3rd-most receiving yards (824) by an NFL TE, behind **Rob Gronkowski** (1,084) and **Travis Kelce** (1,038)
- Caught the game-winning TD in **Super Bowl LII** at NE (2/4/18) on an 11-yard pass from **Nick Foles** that gave the Eagles a 38-33 lead with 2:21 remaining. Became the first Eagle with 7+ catches in back-to-back games of the same postseason since **Duce Staley** during the 2001 playoffs
- Registered a team-high 93 yards on 8 receptions in the 38-7 win vs. Min. (1/21/18) in the NFC Championship. His 93 receiving yards are the 3rd-most by a TE in Eagles postseason history, trailing only **Keith Jackson** on 1/5/91 vs. Washington (116) and 12/31/88 at Chicago (142)
- Posted a season-high 10 receptions for 103 yards and 1 TD in the 31-3 win vs. Chi. (11/26/17)
- Caught a TD pass in 4 consecutive games from 10/8/17-10/29/17, becoming the first Eagles TE to accomplish that feat since **Charle Young** from 12/1/74-9/21/75 (also 4)
- Recorded his third career multi-TD game after catching 2 TDs in the 28-23 win at Car. (10/12/17)

2016 - PHILADELPHIA EAGLES (14/12)

- Led the Eagles with a career-high 78 receptions for 816 yards and 4 TDs. His 78 catches were the 2nd-most ever by an Eagles TE (**Keith Jackson** - 81 in 1988) and ranked 5th among NFL TEs that season, behind **Dennis Pitta** (86), **Travis Kelce** (85), **Kyle Rudolph** (83), and **Greg Olsen** (80)

2017 GAME-BY-GAME STATISTICS (PHI)

				RECEIVING					SNAPS	
Date	Opp		GP/S	Rec	Yds	Avg	Lg	TD	No	Pct
Sep 10	at Was	W	1/1	8	93	11.6	23	0	60	88%
Sep 17	at KC	L	1/1	5	97	19.4	53	0	60	83%
Sep 24	NYG	W	1/1	8	55	6.9	12	1	75	99%
Oct 1	at LAC	W	1/1	5	81	16.2	38	0	60	76%
Oct 8	Ari	W	1/1	6	61	10.2	14	1	57	85%
Oct 12	at Car	W	1/1	2	18	9.0	17t	2	49	79%
Oct 23	Was	W	1/0	5	89	17.8	46	1	53	82%
Oct 29	SF	W	1/1	4	34	8.5	14	1	64	91%
Nov 5	Den	W	0/0	INACTIVE (HAMSTRING)						
Nov 19	at Dal	W	1/1	2	8	4.0	6	0	60	94%
Nov 26	Chi	W	1/1	10	103	10.3	22	1	65	83%
Dec 3	at Sea	L	1/1	2	24	12.0	14	0	45	60%
Dec 10	at LAR	W	0/0	INACTIVE (CONCUSSION)						
Dec 17	at NYG	W	1/1	6	56	9.3	17	1	60	88%
Dec 25	Oak	W	1/1	9	81	9.0	25	0	56	82%
Dec 31	Dal	L	1/1	2	24	12.0	15	0	14	24%
Totals			14/13	74	824	11.1	53	8	778	69%

PLAYOFFS

Jan 13	Atl	W	1/0	3	32	10.7	11	0	59	88%
Jan 21	Min	W	1/1	8	93	11.6	36	0	53	82%
Feb 4	at NE	W	1/1	7	67	9.6	19	1	64	85%
Totals			3/2	18	192	10.7	36	1	176	85%



100+ YARD RECEIVING GAMES (6)

Date	Opponent	Yds	Rec	TDs
1/3/16	at New York Giants (W, 35-30)	152	9	0
1/1/17	vs. Dallas Cowboys (W, 27-13)	139	13	2
12/26/15	vs. Washington Redskins (L, 24-38)	122	13	0
12/20/14	at Washington Redskins (L, 24-27)	115	15	0
12/11/16	vs. Washington Redskins (L, 22-27)	112	10	0
11/26/17	vs. Chicago Bears (W, 31-3)	103	10	1

MULTI-TOUCHDOWN GAMES (3)

Date	Opponent	TDs
10/12/17	at Carolina Panthers (W, 28-23)	2
1/1/17	vs. Dallas Cowboys (W, 27-13)	2
12/1/13	vs. Arizona Cardinals (W, 24-21)	2



6-6 | 243 **7th Year**

DOB: Jan. 20, 1989 (Age 29)



Arizona
D3-12 (88th overall)
by Philadelphia
Acquired: FA-KC-2017



Nick Foles rejoined the Eagles during the 2017 offseason and led the team to its first **Super Bowl** championship following a season-ending injury to **Carson Wentz**. Foles, who was named **Super Bowl LII MVP**, owns the highest passer rating in franchise (91.6) and NFL postseason (113.2) history.

HIGHEST PASSER RATING EAGLES ALL-TIME HISTORY

Nick Foles (2012-14, 18)	91.6
Carson Wentz (2016-18)	88.8
Mike Vick (2009-13)	87.7
D. McNabb (1999-2009)	86.5
Sonny Jurgensen (1957-63)	79.1

(min. 600 attempts)

NFL POSTSEASON HISTORY

Nick Foles (2012-17)	113.2
Bart Starr (1956-71)	104.8
Kurt Warner (1998-2009)	102.8
Matt Ryan (2008-17)	100.8
Drew Brees (2001-17)	100.7

(min. 125 attempts)

MOST SUPER BOWL PASSING YARDS

SUPER BOWL-WINNING QUARTERBACKS

466	Tom Brady (NE) (LI)
414	Kurt Warner (StL) (XXXIV)
373	Nick Foles (Phi.) (LII)
357	Joe Montana (SF) (XXIII)
354	Tom Brady (NE) (XXXVIII)

COMPLETION PERCENTAGE

NFL SINGLE-POSTSEASON HISTORY

72.6%	Nick Foles (Phi.) (2017)
71.1%	Peyton Manning (Den.) (2013)
70.6%	Tom Brady (NE) (2007)
70.6%	Drew Brees (NO) (2009)
68.9%	Tom Brady (NE) (2014)

(min. 100 attempts)

7 PASSING TOUCHDOWNS

NFL SINGLE-GAME HISTORY



DREW BREES
11/1/15
vs. NYG



NICK FOLES
11/3/13
at Oak.



PEYTON MANNING
9/5/13
vs. Bal.



JOE KAPP
9/28/69
vs. Bal.



Y.A. TITTLE
10/28/62
vs. Was.



GEORGE BLANDA
11/19/61
vs. NYT



ADRIAN BURK
10/17/54
at Was.



SID LUCKMAN
11/43/43
at NYG



CAREER STATISTICS

Year	Team	GP/S	PASSING										RUSHING					OFF SNAPS	
			Att	Cmp	Pct	Yds	Y/A	TD	Int	Lg	Sk/Yd	Rate	Att	Yds	Avg	Lg	TD	No	Pct
2012	Philadelphia	7/6	265	161	60.8	1699	6.4	6	5	46	20/131	79.1	11	42	3.8	14	1	454	40%
2013	Philadelphia	13/10	317	203	64.0	2891	9.1	27	2	63t	28/173	119.2	57	221	3.9	21	3	702	64%
2014	Philadelphia	8/8	311	186	59.8	2163	7.0	13	10	68t	9/74	81.4	16	68	4.3	14	0	545	46%
2015	St. Louis	11/11	337	190	56.4	2052	6.1	7	10	68	14/98	69.0	17	20	1.2	10	1	653	68%
2016	Kansas City	3/1	55	36	65.5	410	7.5	3	0	49	4/34	105.9	4	-4	-1.0	-1	0	106	10%
2017	Philadelphia	7/3	101	57	56.4	537	5.3	5	2	35	5/44	79.5	11	3	0.3	9	0	212	19%
2018	Philadelphia	2/2	82	54	65.9	451	5.5	1	1	50	5/26	78.9	4	7	1.8	4	0	151	100%
Totals		51/41	1468	887	60.4	10203	7.0	62	30	68t	85/580	87.0	120	357	3.0	21	5	---	---

PLAYOFFS

2013	Philadelphia	1/1	33	23	69.7	195	5.9	2	0	40	2/19	105.0	1	3	3.0	3	0	58	100%
2016	Kansas City	0/0	0	0	---	0	---	0	0	--	0/0	---	0	0	---	--	0	0	0%
2017	Philadelphia	3/3	106	77	72.6	971	9.2	6	1	55	2/14	115.7	5	-2	-0.4	1	0	204	99%
Totals		4/4	139	100	71.9	1166	8.4	8	1	55	4/33	113.2	6	1	0.2	3	0	---	---

ADDITIONAL STATISTICS

Fumbles/Lost: 29/13 - 2018 (2/1), 2017 (6/2); 2015 (5/2); 2014 (4/3); 2013 (4/2); 2012 (8/3) **Postseason Fumbles/Lost:** 2/0 - 2017 (2/0)

Regular-season Receptions: 15-yard catch vs. Atl. (9/6/18) **Postseason Receptions:** 1-yard TD at NE (2/4/18) ([Super Bowl LII](#))



CAREER HIGHLIGHTS

- Led the Eagles to the first **Super Bowl** championship in franchise history in 2017 after taking over as the starting QB when **Carson Wentz** sustained a season-ending knee injury in Week 14 at L.A. Rams
- Became the first backup QB to win the **Super Bowl** since **Tom Brady** with New England in 2001. Only three QBs in NFL history have won the **Super Bowl** after starting 3-or-fewer games in the regular season: Foles in 2017 (3), **Jeff Hostetler** with N.Y. Giants in 1990 (2) and **Doug Williams** with Washington in 1987 (2)
- Named **Super Bowl LII MVP** after completing 28-of-43 (65.1%) attempts for 373 yards, 3 TDs, 1 INT and a 106.1 passer rating in the 41-33 victory over New England. Also became the first NFL QB to catch a TD in the **Super Bowl** when he caught a 1-yard pass from **Trey Burton** on fourth down on one of the most memorable trick plays in NFL history, known as the "Philly Special"
- Turned in one of the best postseason performances in NFL history in 2017, recording a 100+ passer rating in all 3 playoff games. Finished the stretch 77-of-106 (72.6%) for 971 yards, 6 TDs, 1 INT and a 115.7 passer rating
- In 2017, produced the highest completion percentage (72.6%) in NFL single-postseason history and 3rd-highest passer rating (115.7), behind **Joe Flacco** in 2012 (117.2) and **Drew Brees** in 2009 (117.0) (min. 100 attempts)
- Owns the highest passer rating in NFL postseason history (113.2) (min. 125 attempts). Is the only QB in NFL history to record a 100+ passer rating in each of his first 4 career playoff games (min. 20 attempts per game)

CAREER HIGHS

Pass Attempts	62	10/26/14 at Ari.
Completions	36	10/26/14 at Ari.
Passing Yards	428	12/15/13 at Min.
Yards/Attempt	14.5	11/3/13 at Oak.
Passing Long	68t	9/7/14 vs. Jax.
Passing TDs	7	11/3/13 at Oak.
Completion %	84.0	12/22/13 vs. Chi.
Passer Rating	158.3	11/3/13 at Oak.
Rush Attempts	9	11/17/13 vs. Was.
Rushing Yards	47	11/17/13 vs. Was.
Rushing Long	21	12/15/13 at Min.
Rushing TDs	1	5x, last: 9/13/15 vs. Sea.



2018 GAME-BY-GAME STATISTICS (PHILADELPHIA)

				PASSING									RUSHING						SNAPS	
Date	Opp		GP/S	Att	Cmp	Pct	Yds	Y/A	TD	Int	Lg	Sk/Yd	Rat	Att	Yds	Avg	Lg	TD	No	Pct
Sep 6	Atl	W	1/1	34	19	55.9	117	3.4	0	1	18	2/13	50.7	1	-1	-1.0	-1	0	72	100%
Sep 16	at TB	L	1/1	48	35	72.9	334	7.0	1	0	50	3/13	98.8	3	8	2.7	4	0	79	100%
Sep 23	Ind																			
Sep 30	at Ten																			
Oct 7	Min																			
Oct 11	at NYG																			
Oct 21	Car																			
Oct 28	at Jax																			
Nov 11	Dal																			
Nov 18	at NO																			
Nov 25	NYG																			
Dec 3	Was																			
Dec 9	at Dal																			
Dec 16	at LAR																			
Dec 23	Hou																			
Dec 30	at Was																			
Totals			2/2	82	54	65.9	451	5.5	1	1	50	5/26	78.9	4	7	1.8	4	0	151	100%

CAREER HIGHLIGHTS (Continued)

- Ranks 1st in Eagles history with a 91.6 career QB rating (min. 600 attempts) and ranks 9th all-time in passing yards (7,741)
- Selected to his first career **Pro Bowl** and earned **Pro Bowl MVP** honors following a career year in 2013. Completed 203-of-317 (64.0%) attempts for 2,891 yards, 27 TDs, 2 INTs and a 119.2 passer rating in only 10 starts
- Produced the best TD-INT ratio (27-2) in NFL history in 2013. Is the only QB in NFL history to record 20+ passing TDs with no more than 2 INTs
- Led the NFL in passer rating (119.2) in 2013. Became the first Eagle to lead the league in passer rating since **Tommy Thompson** in 1949 (84.4)
- In just his 9th career start at Oak. (11/3/13), became the seventh QB (now eight) in NFL history to throw 7 TDs in a single game, joining **Peyton Manning** (9/5/13 vs. Bal.), **Joe Kapp** (9/28/69 vs. Bal.), **Y.A. Tittle** (10/28/62 vs. Was.), **George Blanda** (11/19/61 vs. N.Y. Titans), **Adrian Burk** (10/17/54 at Was.) and **Sid Luckman** (11/14/43 at NYG)
- Is only the third QB in NFL history to throw 7 TDs with 0 INTs in a single game, joining **Peyton Manning** (9/5/13 vs. Bal.) and **Y.A. Tittle** (10/28/62 vs. Was.). Is the only NFL QB to do so before the start of the fourth quarter

2018 - PHILADELPHIA EAGLES (2/2)

- Threw for 334 yards in the team's Week 2 loss at TB (9/16/18) marking his 11th 300-yard passing game as an Eagle, which ranks as the 4th-most 300-yard passing games in franchise history

3+ PASSING TD GAMES (10)

Date	Opponent	TDs
11/3/13	at Oakland Raiders (W, 49-20)	7
12/17/17	at New York Giants (W, 34-29)	4
2/4/18	at New England Patriots (SB) (W, 41-33)	3
1/21/18	vs. Minnesota Vikings (Conf.) (W, 38-7)	3
10/4/15	at Arizona Cardinals (W, 24-22)	3
9/21/14	vs. Washington Redskins (W, 37-34)	3
12/15/13	at Minnesota Vikings (L, 30-48)	3
12/1/13	vs. Arizona Cardinals (W, 24-21)	3
11/10/13	at Green Bay Packers (W, 27-13)	3
10/13/13	at Tampa Bay Buccaneers (W, 31-20)	3

300+ YARD GAMES (11)

Date	Opponent	Yards
12/15/13	at Minnesota Vikings (L, 30-48)	428
10/26/14	at Arizona Cardinals (L, 20-24)	411
11/3/13	at Oakland Raiders (W, 49-20)	406
12/9/12	at Tampa Bay Buccaneers (W, 23-21)	381
2/4/18	at New England Patriots (SB) (W, 41-33)	373
1/21/18	vs. Minnesota Vikings (Conf.) (W, 38-7)	352
12/23/12	vs. Washington Redskins (L, 20-27)	345
9/16/18	at Tampa Bay Buccaneers (L, 21-27)	334
9/15/14	at Indianapolis Colts (W, 30-27)	331
9/21/14	vs. Washington Redskins (W, 37-34)	325
9/7/14	vs. Jacksonville Jaguars (W, 34-17)	322



2017 GAME-BY-GAME STATISTICS (PHILADELPHIA)

				PASSING									RUSHING						SNAPS	
Date	Opp		GP/S	Att	Cmp	Pct	Yds	Y/A	TD	Int	Lg	Sk/Yd	Rat	Att	Yds	Avg	Lg	TD	No	Pct
Sep 10	at Was	W	0/0	DID NOT PLAY																
Sep 17	at KC	L	0/0	DID NOT PLAY																
Sep 24	NYG	W	0/0	DID NOT PLAY																
Oct 1	at LAC	W	0/0	DID NOT PLAY																
Oct 8	Ari	W	0/0	DID NOT PLAY																
Oct 12	at Car	W	0/0	DID NOT PLAY																
Oct 23	Was	W	0/0	DID NOT PLAY																
Oct 29	SF	W	1/0	0	0	---	0	--	0	0	--	0/0	---	2	-2	-1.0	-1	0	9	13%
Nov 5	Den	W	1/0	1	1	100.0	35	35.0	0	0	35	1/8	118.8	1	-1	-1.0	-1	0	14	20%
Nov 19	at Dal	W	0/0	DID NOT PLAY																
Nov 26	Chi	W	1/0	3	3	100.0	21	7.0	0	0	22	0/0	95.8	4	-3	-0.8	0	0	11	14%
Dec 3	at Sea	L	0/0	DID NOT PLAY																
Dec 10	at LAR	W	1/0	10	6	60.0	42	4.2	0	0	16	1/7	69.6	1	9	9.0	9	0	23	25%
Dec 17	at NYG	W	1/1	38	24	63.2	237	6.2	4	0	32	1/4	115.8	2	0	0.0	1	0	68	100%
Dec 25	Oak	W	1/1	38	19	50.0	163	4.3	1	1	25	2/25	59.4	0	0	---	--	0	68	100%
Dec 31	Dal	L	1/1	11	4	36.4	39	3.6	0	1	15	0/0	9.3	1	0	0.0	0	0	19	32%
Totals			7/3	101	57	56.4	537	5.3	5	2	35	5/44	79.5	11	3	0.4	9	0	212	19%

PLAYOFFS

Jan 13	Atl	W	1/1	30	23	76.7	246	8.2	0	0	32	1/8	100.1	5	-2	-0.4	1	0	67	100%
Jan 21	Min	W	1/1	33	26	78.8	352	10.7	3	0	53t	1/6	141.4	0	0	---	--	0	62	95%
Feb 4	at NE	W	1/1	43	28	65.1	373	8.7	3	1	55	0/0	106.1	0	0	---	--	0	75	100%
Totals			3/3	106	77	72.6	971	9.2	6	1	55	2/14	115.7	5	-2	-0.4	1	0	204	99%

CAREER HIGHLIGHTS (Continued)

- Started the season opener vs. Atl. (9/6/18) and led two second-half touchdown drives to help the Eagles defeat the Falcons 18-12. Became the first NFL QB to post receptions in consecutive games since Marc Bulger with the Rams in 2008 (according to ESPN Stats & Info) when he hauled in a 15-yard reception from WR **Nelson Agholor** on a third-down trick play in the 3rd quarter. The catch helped set up Philadelphia's first touchdown of the night

2017 - PHILADELPHIA EAGLES (7/3, 3/3)

- Led the Eagles to the first **Super Bowl** championship in franchise history after taking over as the starting QB when **Carson Wentz** sustained a season-ending knee injury in Week 14 at L.A. Rams
- Named **Super Bowl LII MVP** after completing 28-of-43 (65.1%) attempts for 373 yards, 3 TDs, 1 INT and a 106.1 passer rating in the 41-33 victory over New England. Also became the first NFL QB to catch a TD in the **Super Bowl** when he caught a 1-yard pass from **Trey Burton** on fourth down on one of the most memorable trick plays in NFL history, known as the "Philly Special"
- Turned in one of the best postseason performances in NFL history, recording a 100+ passer rating in all 3 playoff games.


Finished the stretch 77-of-106 (72.6%) for 971 yards, 6 TDs, 1 INT and a 115.7 passer rating

- Produced the highest completion percentage (72.6%) in NFL single-postseason history and 3rd-highest passer rating (115.7), behind **Joe Flacco** with Baltimore in 2012 (117.2) and **Drew Brees** with New Orleans in 2009 (117.0) (min. 100 attempts)
- Became the first QB in franchise history to throw for 300+ yards (352), 3 TDs and 0 INTs in a playoff game in the 38-7 win vs. Min. (1/21/18) in the NFC Championship
- Earned his first career playoff win in the 15-10 victory vs. Atl. (1/13/18) in the Divisional Round. Completed 23-of-30 (76.7%) attempts for 246 yards and a 100.1 passer rating. His 76.7% completion percentage was the highest single-game mark in Eagles postseason history
- Threw for 237 yards, 4 TDs, 0 INTs and a 115.8 passer rating in the 34-29 win at NYG (12/17/17), which marked his first start as an Eagle since the 2014 season. The win secured a first-round playoff bye for Philadelphia
- Relieved an injured **Carson Wentz** trailing, 31-35, in the fourth quarter at LAR (12/10/17) and led back-to-back scoring drives to give the Eagles a 37-35 lead. Philadelphia won, 43-35, to clinch its first NFC East title since 2013. Marked his 7th career game-winning drive and 6th career fourth-quarter comeback



BELIEVE IT

In July 2018, Foles published an autobiography, **Believe It**, which was written with Joshua Cooley through Tyndale House. The book, which recounts Foles' "journey of success, failure and overcoming the odds," debuted at No. 5 on the *New York Times*' best-seller list for hardcover nonfiction and additionally appeared on the *Publishers Weekly* and *USA Today* best-seller lists. Foles donated 100 percent of *Believe It*'s profits to charity.




BEST CHAMPIONSHIP PERFORMANCE

At the 26th annual **ESPY Awards** in July 2018, Foles was awarded the ESPY for "**Best Championship Performance**," beating out Villanova's Donte DiVincenzo, Golden State Warriors' Kevin Durant and Houston Astros' George Springer for the honor. Foles delivered a powerful and passionate acceptance speech:

"It's been a crazy career. If any of y'all know my career path, it doesn't make sense. But you know, I'm here right now. My teammates, coaches, you know what, we faced so much adversity this year, we have an amazing team. It's so much fun to go to work in that locker room every single day. I couldn't have done it without y'all. We see what happened. We won the first Super Bowl in Philadelphia history, so we've got a special group of guys.

And then to the Philadelphia fans. Y'all get a (bad) rap everywhere, but the passion, y'all bring it every single day. So thank y'all. And finally, there's a lot of kids watching this and it's kind of been the theme. There are going to be people who doubt you. Don't listen to them. What matters is what's in here (taps on chest) and the people who love you and support you. Go out there every day and be bold. Thank you."



100+ RATING GAMES (19)

Date	Opponent	Rating
11/3/13	at Oakland Raiders (W, 49-20)	158.3
11/10/13	at Green Bay Packers (W, 27-13)	149.3
1/21/18	vs. Minnesota Vikings (Conf.) (W, 38-7)	141.4
10/30/16	at Indianapolis Colts (W, 30-14)	135.2
10/13/13	at Tampa Bay Buccaneers (W, 31-20)	133.3
12/22/13	vs. Chicago Bears (W, 54-11)	131.7
10/4/15	at Arizona Cardinals (W, 24-22)	126.9
12/29/13	at Dallas Cowboys (W, 24-22)	124.4
12/17/17	at New York Giants (W, 34-29)	115.8
9/13/15	vs. Seattle Seahawks (W, 34-31)	115.8
10/6/13	at New York Giants (W, 36-21)	114.9
9/21/14	vs. Washington Redskins (W, 37-34)	114.4
12/1/13	vs. Arizona Cardinals (W, 24-21)	112.0
2/4/18	at New England Patriots (SB) (W, 41-33)	106.1
1/4/14	vs. New Orleans Saints (WC) (L, 24-26)	105.0
11/17/13	vs. Washington Redskins (W, 24-16)	104.3
12/15/13	at Minnesota Vikings (L, 30-48)	103.5
11/1/15	vs. San Francisco 49ers (W, 27-6)	101.9
1/13/18	vs. Atlanta Falcons (Div.) (W, 15-10)	100.1

MONTHLY AWARDS (1)

Award	Month	Year
NFC Offensive Player of the Month	November	2013

WEEKLY AWARDS (2)

Award	Week	Year
NFC Offensive Player of the Week	Week 9	2013
NFC Offensive Player of the Week	Week 6	2013



6-2 | 230  **2nd Year**

DOB: Feb. 23, 1995 (Age 23)

**Sioux Falls,
South Dakota**

**Washington
High School** 



Nebraska
D5b-17 (184th overall)
by Philadelphia



Nathan Gerry (pronounced GARY) was selected by the Eagles in the 5th round (184th overall) of the 2017 NFL Draft. Formerly a safety at Nebraska, Gerry made the transition to linebacker as a rookie and saw action primarily on the special teams units. He finished tied for 6th on the team with 181 special teams snaps and registered 6 special teams tackles in 10 games.

SPECIAL TEAMS SNAPS EAGLES PLAYERS IN 2017

Kamu Grugier-Hill	345 (75%)
Trey Burton	308 (67%)
Najee Goode	293 (64%)
Corey Clement	291 (64%)
Mack Hollins	232 (51%)
Nathan Gerry	181 (40%)
Corey Graham	181 (40%)

Gerry ranked 2nd among Eagles rookies with 6 special teams tackles in 2017, trailing only Corey Clement (10).

MOST INTERCEPTIONS

NCAA SAFETIES (2014-16)

14	Gerod Holliman (Louisville)
14	Xavier Woods (La. Tech)
13	Nathan Gerry (Nebraska)
13	Dylan Haines (Texas)

THREE STEP DROP

First job: Host at Famous Dave's

**Best player he ever lined up against:
Lions RB Ameer Abdullah**

**Player he models his game after:
Vikings S Harrison Smith**

Moment left star stuck:

"My first preseason game. I was on the sidelines and Green Bay made a play on our sideline and I was like, 'Oh wow, that's Clay Matthews.' That was probably the first one that I was really star struck by."

Favorite quote: "A winner never quits and a quitter never wins."

CAREER HIGHLIGHTS

2017 - PHILADELPHIA EAGLES (10/1, 3/0)

- Finished tied for 6th on the team with 181 special teams snaps and registered 6 special teams tackles
- Saw the first defensive action of his NFL career vs. Dal. (12/31/17) and recorded 1 solo tackle and 1 PD

COLLEGE HIGHLIGHTS

- Named a Bednarik Award semifinalist, earned All-America recognition and received first-team All-Big Ten honors as a senior in 2016. Played in 11 games (all starts) and finished 2nd on the team with 74 tackles. Added 4 INTs for the third-consecutive season



CAREER STATISTICS

Year	Team	GP/S	TACKLES					PASS DEFENSE						FUMBLES			DEF SNAPS	
			Total	Solo	Asst	TFL	Sacks	Int	Yds	Lg	TD	PD	QPH	FF	FR	Yds	No	Pct
2017	Philadelphia	10/1	1	1	0	0	0.0	0	0	--	0	1	0	0	0	0	20	2%
2018	Philadelphia	2/1	1	1	0	0	0.0	0	0	--	0	1	0	0	0	0	30	23%
Totals		12/2	2	2	0	0	0.0	0	0	--	0	2	0	0	0	0	---	---

PLAYOFFS

2017	Philadelphia	3/0	0	0	0	0	0.0	0	0	--	0	0	0	0	0	0	1	1%
Totals		3/0	0	0	0	0	0.0	0	0	--	0	0	0	0	0	0	---	---

ADDITIONAL STATISTICS

Special Teams Tackles: 6 - 2017 (6)

CAREER HIGHS

Tackles	1	2x, last: 9/6/18 vs. Atl.
Sacks	--	---
INTs	--	---
PDs	1	2x, last: 9/6/18 vs. Atl.
FFs	--	---
FRs	--	---



BIRDSEED

Gerry is the son of Kelli and Brian Gerry. During college, Gerry majored in sociology and volunteered his time with team hospital visits, Big Brothers/Big Sisters and Uplifting Athletes.

Gerry helped lead Washington (SD) High School's football team to a 48-3 record and three state championships. He was a two-way starter, playing running back and wide receiver. Gerry also handled kicking and punting duties as a senior.

Gerry was also a track standout in high school, winning his second straight 200-meter state title as a senior as well as the 100-meter event. Gerry set the state record in the 200 meters with a time of 21.52.



@NathanGerry



@nathangerry

2018 GAME-BY-GAME STATISTICS (PHI)

Date	Opp	GP/S	Tot	Solo	Sk	Int	PD	FF	FR	Snaps	Pct
Sep 6	Atl	W	1/1	1	1	0.0	0	1	0	26	37%
Sep 16	at TB	L	1/0	0	0	0.0	0	0	0	4	7%
Sep 23	Ind										
Sep 30	at Ten										
Oct 7	Min										
Oct 11	at NYG										
Oct 21	Car										
Oct 28	at Jax										
Nov 11	Dal										
Nov 18	at NO										
Nov 25	NYG										
Dec 3	Was										
Dec 9	at Dal										
Dec 16	at LAR										
Dec 23	Hou										
Dec 30	at Was										
Totals		2/1	1	1	0.0	0	1	0	0	30	23%

COLLEGE HIGHLIGHTS (Continued)

- Voted third-team All-Big Ten by the media as a junior in 2015 after leading the Huskers with 79 tackles and 4 INTs
- Earned Honorable Mention All-Big Ten accolades as a sophomore in 2014. Started every game and led Nebraska with a career-high 5 INTs, all in conference games. Totaled a career-high 15 tackles and an INT at Iowa (11/28/14) to earn Big Ten Defensive Player of the Week honors

TRANSACTIONS

2017

Drafted by PHI in 5th round (184th overall)

Signed 4-year contract

9/2/17

Waived by PHI

9/4/17

Signed by PHI to practice squad

10/19/17

Signed by PHI from practice squad to active roster



5-11 | 191  **2nd Year**
DOB: March 20, 1995 (Age 23)



**Cleveland,
Ohio**

**Cleveland Heights
High School**



West Virginia
D5a-17 (166th overall)
by Philadelphia



Originally selected by the Eagles in the 5th round (166th overall) of the 2017 NFL Draft, **Shelton Gibson** carved out a special teams role as a gunner on the punt team in his debut season. An All-Big 12 honoree at West Virginia, Gibson ranked 2nd in the NCAA in yards per reception (23.0) from 2015-16.

RECEIVING AVERAGE

NCAA PLAYERS (2015-16)

Jalen Robinette (Air Force)	26.2
Shelton Gibson (WVU)	23.0
Mack Hollins (UNC)	22.9
Chris Moore (Cincinnati)	21.8
Bryce Treggs (California)	21.2

(min. 40 receptions)

MOST RECEIVING TDS

BIG 12 CONFERENCE PLAYERS (2015-16)

21	Dede Westbrook (Oklahoma)
20	Corey Coleman (Baylor)
20	James Washington (OSU)
19	K.D. Cannon (Baylor)
17	Shelton Gibson (WVU)

THREE STEP DROP

Nickname: Gibby

First job: Busboy and dishwasher
 at Asian stir-fry restaurant

Favorite movies: *Rugrats in Paris*
 and *Homeward Bound: The
 Incredible Journey*

Favorite TV show: *Quantico*

Favorite meal: Hot wings and fries
 with ranch dressing

Three favorite throwback jerseys:
 Michael Jordan, *Space Jam*
 Tune Squad; LeBron James,
 Cleveland Cavaliers; Coco Crisp,
 Cleveland Indians



CAREER HIGHLIGHTS

2017 - PHILADELPHIA EAGLES (5/0, 3/0)

- Saw action primarily as a gunner on the punt team in the second half of the season. Played 44 special teams snaps and posted 1 special teams tackle
- Recorded the first 2 receptions of his career for 11 yards in the season finale vs. Dal. (12/31/17)
- Made his NFL debut in the 31-3 win vs. Chi. (11/26/17)

COLLEGE HIGHLIGHTS

- Totaled 84 receptions for 1,898 yards (22.6 avg.) and 17 TDs in 38 career games at West Virginia. Also recorded 53 kickoff returns for 1,244 yards (23.5 avg.)
- Earned second-team All-Big 12 honors after ranking 4th in the NCAA in receiving average (22.1) as a junior in 2016. Registered career highs in receptions (43) and receiving yards (951)



CAREER STATISTICS

			RECEIVING					OFF SNAPS		KICK RETURNS				
Year	Team	GP/S	Rec	Yds	Avg	Lg	TD	No	Pct	Ret	Yds	Avg	Lg	TD
2017	Philadelphia	5/0	2	11	5.5	6	0	17	2%	0	0	---	--	0
2018	Philadelphia	2/0	0	0	---	--	0	39	26%	2	43	21.5	30	0
Totals		7/0	2	11	5.5	6	0	---	---	2	43	21.5	30	0

PLAYOFFS

2017	Philadelphia	3/0	0	0	---	--	0	0	0%	0	0	---	--	0
Totals		3/0	0	0	---	--	0	---	---	0	0	---	--	0

ADDITIONAL STATISTICS

Special Teams Tackles: 1 - 2017 (1)

2018 GAME-BY-GAME STATISTICS (PHI)

				RECEIVING					SNAPS		KICK RETURNS				
Date	Opp		GP/S	Rec	Yds	Avg	Lg	TD	No	Pct	Ret	Yds	Avg	Lg	TD
Sep 6	Atl	W	1/0	0	0	---	--	0	4	6%	2	43	21.5	30	0
Sep 16	at TB	L	1/0	0	0	---	--	0	35	44%	0	0	---	--	0
Sep 23	Ind														
Sep 30	at Ten														
Oct 7	Min														
Oct 11	at NYG														
Oct 21	Car														
Oct 28	at Jax														
Nov 11	Dal														
Nov 18	at NO														
Nov 25	NYG														
Dec 3	Was														
Dec 9	at Dal														
Dec 16	at LAR														
Dec 23	Hou														
Dec 30	at Was														
Totals			2/0	0	0	---	--	0	39	26%	2	43	21.5	30	0

BIRDSEED

Gibson is the son of Shalett and Shelton Gibson and has four siblings. He majored in multi-disciplinary studies.

Gibson prepped at Cleveland Heights HS (Cleveland, OH), where he finished with 700 receiving yards as a senior while scoring as a receiver, rusher, kickoff returner, punt returner and passed for a TD.

Gibson also lettered in track and field, participating in sprints and relays.



@sheltongibson_

CAREER HIGHS

Receptions	2	12/31/17 vs. Dal.
Receiving Yards	11	12/31/17 vs. Dal.
Receiving Long	6	12/31/17 vs. Dal.
Receiving TDs	--	---





6-5 | 256  **Rookie**

DOB: Jan. 3, 1995 (Age 23)

★
**Britton,
South Dakota**

**Britton-Hecla
High School**



South Dakota State
D2-18 (49th overall)
by Philadelphia

MOST RECEIVING YARDS

NCAA FCS PLAYERS (2016-17)

2,652	Nathan Stewart (SHSU)
2,570	Troy Pelletier (Lehigh)
2,410	Keelan Doss (UC Davis)
2,404	Dallas Goedert (SDSU)*

** Led all NCAA FCS tight ends*

NCAA FCS TIGHT ENDS IN 2017

1,111	Dallas Goedert (SDSU)
817	Donald Parham (Stetson)
773	Andrew Vollert (Weber St.)

THREE STEP DROP

First job: Owned a lawn care company

Surprisingly good at: Unicycling

Players he models his game after:
Zach Ertz and Travis Kelce

Favorite athletes growing up:
Brett Favre and Aaron Rodgers

Favorite TV show: *The Office*

Favorite music: Country, Sam Hunt

Originally selected by the Eagles in the 2nd round (49th overall) of the 2018 NFL Draft, **Dallas Goedert** (pronounced GOD-ert) was a two-time FCS All-American (2016-17) at South Dakota State, where he amassed 1,000+ receiving yards as a junior and senior and totaled a school-record 92 catches in 2016.

MOST RECEPTIONS

NCAA FCS PLAYERS (2016-17)

Troy Pelletier (Lehigh)	201
Keelan Doss (UC Davis)	181
Justin Watson (Penn)	170
Dallas Goedert (SDSU)*	164

** Led all NCAA FCS tight ends*

NCAA FCS TIGHT ENDS IN 2017

Dallas Goedert (SDSU)	72
A. Vollert (Weber St.)	61
Donald Parham (Stetson)	58

MOST RECEIVING TDs

NCAA FCS TIGHT ENDS (2016-17)

Ross Dwelley (San Diego)	20
Dallas Goedert (SDSU)	18
Andrew Vollert (Weber St.)	12

CAREER HIGHLIGHTS

2018 - PHILADELPHIA EAGLES (2/0)

- Made his NFL debut vs. Atl. (9/6/18) and caught one pass for 4 yards

COLLEGE HIGHLIGHTS

- A two-time FCS All-America First Team selection (2016-17) and two-time FCS Walter Payton Award finalist (2016-17) at South Dakota State, where he finished with the 3rd-most receptions (198), 4th-most receiving yards (2,988) and 5th-most receiving TDs (21) in school history
- Over his last two seasons at South Dakota State (2016-17), led all FCS TEs in receptions (164) and receiving yards (2,404) and ranked 2nd among that group in receiving TDs (18)





CAREER STATISTICS

			RECEIVING					OFF SNAPS	
Year	Team	GP/S	Rec	Yds	Avg	Lg	TD	No	Pct
2018	Philadelphia	2/0	1	4	4.0	4	0	34	23%
Totals		2/0	1	4	4.0	4	0	---	---

CAREER HIGHS

Receptions	1	9/6/18 vs. Atl.
Receiving Yards	4	9/6/18 vs. Atl.
Receiving Long	4	9/6/18 vs. Atl.
Receiving TDs	--	---

2018 GAME-BY-GAME STATISTICS (PHI)

			RECEIVING					SNAPS	
Date	Opp	GP/S	Rec	Yds	Avg	Lg	TD	No	Pct
Sep 6	Atl W	1/0	1	4	4.0	4	0	17	24%
Sep 16	at TB L	1/0	0	0	---	--	0	17	22%
Sep 23	Ind								
Sep 30	at Ten								
Oct 7	Min								
Oct 11	at NYG								
Oct 21	Car								
Oct 28	at Jax								
Nov 11	Dal								
Nov 18	at NO								
Nov 25	NYG								
Dec 3	Was								
Dec 9	at Dal								
Dec 16	at LAR								
Dec 23	Hou								
Dec 30	at Was								
Totals		2/0	1	4	4.0	4	0	34	23%

EXPERT UNICYCLIST

Goedert is not just an athlete in the traditional sense - he is also a skilled unicyclist. "I was looking through the JCPenney catalog one day - the Christmas catalog, the thick one. I saw a unicycle and I told my mom that I wanted one. She said, 'Well, your grandpa has a bunch of unicycles. We used to ride them all the time.' So I said, 'Can we go get one?' Let's do it.' So I learned how. I have three other cousins that know how, too. And we ride in parades or centennials, 125th, Fourth of July parades in small towns around Britain. It was one of the biggest attractions in the parade, people love seeing it." Perhaps the greatest feat of Goedert's unicycling career is learning how to ride a six-foot unicycle, which he says requires starting off the back of a truck.

DALLAS IN PHILLY

Goedert's first name, Dallas, comes from his dad, who was a Dallas Cowboys fan, though his stepdad raised him to root for the Green Bay Packers. That being said, Goedert assures that everyone in his family now loves the Eagles. Additionally, shortly after he was selected by Philadelphia in the 2nd round of the 2018 NFL Draft, Goedert took notice of a handful of GoFundMe pages lobbying for him to change his name to 'Philly.'

"We're going to have a little bit of trouble with that, but hopefully I can make enough plays that they'll get over [my name being Dallas]."

BASKETBALL STAR

Goedert was a very talented basketball player and considers the sport his first 'true love.' However, his mom helped him focus on football with some friendly advice. "She said I'm going to have a better chance playing college football than basketball because 22 people start in football and only five start in basketball. I think she was just telling me that being 6'5" is being too short to be a three, four or five guy in the NBA."

Goedert definitely notices the impact that basketball has had on his football career. "Beating man coverage is a lot like driving to the hole, doing a crossover to get by somebody. And then any time you're in the red zone you're using your body like you're boxing out, or go up and catch a fade ball like you are high-pointing a rebound. A lot of things translate."

BIRDSEED

Goedert was a two-time honorable mention all-state selection and three-time all-conference pick in both football and basketball at Britton-Hecla High School.



@goedert33



@goedert33



6-2 | 265  **9th Year**

DOB: April 3, 1988 (Age 30)

AP
2016



Originally selected by Philadelphia with the 13th-overall pick in the 2010 NFL Draft, **Brandon Graham** is the longest-tenured member of the Eagles defense. In 2017, Graham was named a Pro Bowl first alternate after leading the team with career highs in sacks (9.5) and TFL (16).

Detroit, Michigan

Crockett Vocational Technical



Michigan
D1-10 (13th overall)
by Philadelphia

TACKLES FOR LOSS

EAGLES PLAYERS IN 2017

16	Brandon Graham
13	Vinny Curry
11	Malcolm Jenkins
9	Derek Barnett
9	Tim Jernigan

THREE STEP DROP

Bucket list: Drive a NASCAR car

First jersey: Dave Bing, Detroit Pistons

First job: Working the grill at McDonald's

Favorite Halloween costume: Batman, when he was 10 years old

Favorite movie: *Equalizer*

Favorite book: *New Money: Staying Rich* by Phillip Buchanan

Favorite quote: "Those who stay, will be champions." - Bo Schembechler

MOST SACKS

EAGLES PLAYERS IN 2017

Brandon Graham	9.5
Fletcher Cox	5.5
Derek Barnett	5.0
Chris Long	5.0

MOST FORCED FUMBLES

NFL PLAYERS SINCE 2014

Lavonte David (TB)	15
Chandler Jones (Ari.)	13
Bruce Irvin (Oak.)	13
Jamie Collins (Cle.)	12
Ryan Kerrigan (Was.)	12
Von Miller (Den.)	12
Robert Quinn (LAR)	12
Cameron Wake (Mia.)	12
Brandon Graham (Phi.)	11
Khalil Mack (Chi.)	11

CAREER HIGHLIGHTS

- Recorded the top defensive play of **Super Bowl LII** when he strip-sacked Patriots QB **Tom Brady** in the fourth quarter (recovered by **Derek Barnett**). The takeaway set up a 46-yard FG by **Jake Elliott** that gave the Eagles a 41-33 lead with 1:05 remaining
- Voted second-team **All-Pro** in 2016
- Is tied for the 9th-most FFs (11) in the NFL since 2014, trailing only **Lavonte David** (15), **Chandler Jones** (13), **Bruce Irvin** (13), **Jamie Collins** (12), **Ryan Kerrigan** (12), **Von Miller** (12), **Robert Quinn** (12) and **Cameron Wake** (12)



CAREER STATISTICS

Year	Team	GP/S	TACKLES					PASS DEFENSE						FUMBLES			DEF SNAPS	
			Total	Solo	Asst	TFL	Sacks	Int	Yds	Lg	TD	PD	QPH	FF	FR	Yds	No	Pct
2010	Philadelphia	13/6	19	12	7	1	3.0	0	0	--	0	0	13	2	0	0	N/A	N/A
2011	Philadelphia	3/0	4	2	2	1	0.0	0	0	--	0	0	1	0	0	0	N/A	N/A
2012	Philadelphia	16/6	50	34	16	7	5.5	0	0	--	0	1	27	2	1	0	420	40%
2013	Philadelphia	16/0	21	14	7	2	3.0	0	0	--	0	0	7	1	0	0	323	27%
2014	Philadelphia	16/1	43	29	14	13.5	5.5	0	0	--	0	0	18	4	0	0	499	43%
2015	Philadelphia	16/10	63	44	19	12.5	6.5	0	0	--	0	1	7	3	0	0	858	71%
2016	Philadelphia	16/16	64	50	14	14	5.5	0	0	--	0	1	30	2	1	4	764	75%
2017	Philadelphia	15/15	51	43	8	16	9.5	0	0	--	0	1	27	2	1	0	666	65%
2018	Philadelphia	2/2	10	8	2	3	0.0	0	0	--	0	0	2	0	0	0	85	66%
Totals		113/56	325	236	89	70	38.5	0	0	--	0	4	132	15	3	4	---	---

PLAYOFFS

2010	Philadelphia	0/0	PLACED ON INJURED RESERVE (KNEE) ON 12/14/10															
2013	Philadelphia	1/0	2	1	1	0	1.0	0	0	--	0	0	1	0	0	0	22	31%
2017	Philadelphia	3/3	5	4	1	0	1.0	0	0	--	0	0	13	1	0	0	162	79%
Totals		3/2	7	5	2	0	2.0	0	0	--	0	0	14	1	0	0	---	---

ADDITIONAL STATISTICS

Special Teams Tackles: 15 - 2014 (8); 2013 (7)

CAREER HIGHS

Tackles	10	12/13/12 vs. Cin.
Sacks	2.5	12/13/12 vs. Cin.
INTs	--	---
PDs	1	4x, last: 10/23/17 vs. Was.
FFs	2	11/8/15 at Dal.
FRs	1	2x, last: 9/25/16 vs. Pit.



BIGGEST INFLUENCE

Graham names his mother, Tasha Graham, as being the most influential person in his life. A cancer survivor, Tasha was diagnosed with leukemia at a young age. She spent most of her life working at a Chrysler auto plant to support Brandon and his three sisters.

Recalled Tasha, "The doctors told me I would never be able to have kids, so I cherish them because of that. When I was working at Chrysler, working hard, trying to make ends meet, it was for them and Brandon saw that."

THE SELECT 100

Graham organized a co-ed, high school football camp in Michigan called the Select 100 that takes 10 students (five boys and five girls) from each of Detroit's 20 public schools. The inaugural camp helps promote teamwork, confidence through sports and self esteem.

FUTURE PLANS

Graham is currently nine credits shy of obtaining a degree in sports management and plans to finish following his football career. He has also taken an interest in sports broadcasting and would like to attend the NFL's Broadcast Boot Camp.

HIGH SCHOOL STANDOUT

Graham was a four-year starter at Crockett Vocational Technical (Detroit, MI) and earned *Parade*, *EA Sports* and *USA Today* first-team All-America honors as a senior. That year, he was also named the Michigan Gatorade Player of the Year. Graham recorded 307 tackles, including 112 TFL, 56 sacks, 16 FRs, 6 FFs and 2 INTs during his high school career. Additionally, Graham averaged more than 40 yards per attempt as a punter. Outside of football, Graham lettered in basketball and track and field. He regularly donates uniforms and equipment to his high school alma mater.



2018 GAME-BY-GAME STATISTICS (PHI)

Date	Opp	GP/S	Tot	Solo	Sk	Int	PD	FF	FR	Snap	Pct
Sep 6	Atl	W	1/1	2	2	0.0	0	0	0	46	66%
Sep 16	at TB	L	1/1	8	6	0.0	0	0	0	39	67%
Sep 23	Ind										
Sep 30	at Ten										
Oct 7	Min										
Oct 11	at NYG										
Oct 21	Car										
Oct 28	at Jax										
Nov 11	Dal										
Nov 18	at NO										
Nov 25	NYG										
Dec 3	Was										
Dec 9	at Dal										
Dec 16	at LAR										
Dec 23	Hou										
Dec 30	at Was										
Totals		2/2	10	8	0.0	0	0	0	0	85	66%

2017 GAME-BY-GAME STATISTICS (PHI)

Date	Opp	GP/S	Tot	Solo	Sk	Int	PD	FF	FR	Snap	Pct
Sep 10	at Was	W	1/1	4	3	2.0	0	0	1	43	68%
Sep 17	at KC	L	1/1	5	5	0.5	0	0	0	38	72%
Sep 24	NYG	W	1/1	1	1	0.0	0	0	0	46	67%
Oct 1	at LAC	W	1/1	2	1	0.0	0	0	0	44	77%
Oct 8	Ari	W	1/1	4	4	1.0	0	0	0	43	72%
Oct 12	at Car	W	1/1	3	1	0.5	0	0	0	62	76%
Oct 23	Was	W	1/1	1	1	0.0	0	1	0	44	69%
Oct 29	SF	W	1/1	3	2	1.0	0	0	0	44	67%
Nov 5	Den	W	1/1	5	5	0.0	0	0	0	40	62%
Nov 19	at Dal	W	1/1	4	4	1.0	0	0	0	44	70%
Nov 26	Chi	W	1/1	5	5	1.0	0	0	1	34	62%
Dec 3	at Sea	L	1/1	5	4	1.5	0	0	0	47	76%
Dec 10	at LAR	W	1/1	1	1	0.0	0	0	0	36	75%
Dec 17	at NYG	W	1/1	4	3	1.0	0	0	0	63	72%
Dec 25	Oak	W	1/1	4	3	0.0	0	0	0	38	55%
Dec 31	Dal	L	0/0	INACTIVE (ANKLE)							
Totals		15/15	51	43	9.5	0	1	2	1	666	65%

PLAYOFFS

Jan 13	Atl	W	1/1	3	2	0.0	0	0	0	57	90%
Jan 21	Min	W	1/1	0	0	0.0	0	0	0	53	79%
Feb 4	at NE	W	1/1	2	2	1.0	0	0	1	52	68%
Totals		3/3	5	4	1.0	0	0	1	0	162	79%

CAREER HIGHLIGHTS (Continued)

2017 - PHILADELPHIA EAGLES (15/15, 3/3)

- Recorded the top defensive play of **Super Bowl LII** when he strip-sacked Patriots QB **Tom Brady** in the fourth quarter (recovered by **Derek Barnett**). The takeaway set up a 46-yard FG by **Jake Elliott** that gave the Eagles a 41-33 lead with 1:05 remaining
- Named a Pro Bowl first alternate after leading the team with a career-high 9.5 sacks, which are the most by an Eagle since **Fletcher Cox** in 2015 (9.5)
- Sealed the victory with a 16-yard fumble recovery TD forced by **Nigel Bradham** in the 43-35 win at LAR (12/10/17). Marked the first TD of his NFL career
- Recorded 2.0 sacks at Was. (9/10/17), including a strip-sack of Redskins QB **Kirk Cousins** that led to a 20-yard fumble recovery TD by **Fletcher Cox**

2016 - PHILADELPHIA EAGLES (16/16)

- Named second-team **All-Pro** by the *Associated Press* and voted a first alternate to the Pro Bowl after leading the NFL with 78 combined sacks, hurries and QB knockdowns (according to *Stats LLC*)
- Started all 16 games for the first time in his career and led the Eagles with career highs in TFL (14) and hurries (30)
- Was a disruptive force throughout a 21-10 win vs. Min. (10/23/16), recording 3 tackles (2 solo), 6 hurries and a strip-sack of Vikings QB **Sam Bradford**
- Registered sacks in 3 straight games to open the year, becoming the first Eagle to accomplish that feat since **Jason Babin**, **Trent Cole** and **Cullen Jenkins** in 2011



BIRDSEED



@brandongraham55

Graham is the son of Tasha Graham and Derrick Walton and has three younger sisters: Brittany, Mikayla and Brianna. Graham married Carlyne Williams in 2014 and resides in Philadelphia. The couple gave birth to their first child, daughter Emerson, in the winter of 2016. They also have a cocker spaniel named Midnight.

Graham began playing football as a linebacker, center and running back for the Detroit Giants when he was 7 years old. His greatest love besides football growing up was doing flips in gymnastics. "I started doing it when I was young and I just got better and better. It's really fun. I can do about 10 in a row now."



2016 GAME-BY-GAME STATISTICS (PHI)

Date	Opp		GP/S	Tot	Solo	Sk	Int	PD	FF	FR	Snap	Pct
Sep 11	Cle	W	1/1	3	2	1.0	0	0	1	0	36	69%
Sep 19	at Chi	W	1/1	4	4	1.0	0	0	0	0	37	71%
Sep 25	Pit	W	1/1	4	2	1.0	0	0	0	1	42	70%
Oct 9	at Det	L	1/1	6	5	0.0	0	0	0	0	53	87%
Oct 16	at Was	L	1/1	3	2	0.0	0	0	0	0	57	77%
Oct 23	Min	W	1/1	3	2	1.0	0	0	1	0	57	75%
Oct 30	at Dal	L	1/1	6	4	0.0	0	1	0	0	64	82%
Nov 6	at NYG	L	1/1	1	1	0.0	0	0	0	0	52	81%
Nov 13	Atl	W	1/1	3	3	1.0	0	0	0	0	38	76%
Nov 20	at Sea	L	1/1	2	1	0.0	0	0	0	0	48	72%
Nov 28	GB	L	1/1	6	5	0.0	0	0	0	0	54	76%
Dec 4	at Cin	L	1/1	9	9	0.0	0	0	0	0	49	77%
Dec 11	Was	L	1/1	2	2	0.0	0	0	0	0	33	79%
Dec 18	at Bal	L	1/1	6	3	0.5	0	0	0	0	43	74%
Dec 22	NYG	W	1/1	4	3	0.0	0	0	0	0	63	71%
Jan 1	Dal	W	1/1	2	2	0.0	0	0	0	0	38	68%
Totals			16/16	64	50	5.5	0	1	2	1	764	75%

2015 GAME-BY-GAME STATISTICS (PHI)

Date	Opp		GP/S	Tot	Solo	Sk	Int	PD	FF	FR	Snap	Pct
Sep 14	at Atl	L	1/1	3	3	0.0	0	0	0	0	53	69%
Sep 20	Dal	L	1/1	3	2	0.0	0	0	0	0	67	79%
Sep 27	at NYJ	W	1/0	4	2	0.0	0	0	0	0	49	62%
Oct 4	at Was	L	1/1	7	7	1.0	0	0	0	0	56	67%
Oct 11	NO	W	1/0	0	0	0.0	0	0	1	0	44	64%
Oct 19	NYG	W	1/1	3	2	1.0	0	0	0	0	45	66%
Oct 25	at Car	L	1/1	5	3	0.0	0	0	0	0	39	64%
Nov 8	at Dal	W	1/1	9	5	2.0	0	0	0	0	61	78%
Nov 15	Mia	L	1/1	3	1	0.5	0	0	2	0	51	76%
Nov 22	TB	L	1/1	4	3	0.0	0	0	0	0	56	72%
Nov 26	at Det	L	1/0	5	4	0.0	0	0	0	0	47	65%
Dec 6	at NE	W	1/1	4	4	2.0	0	0	0	0	67	75%
Dec 13	Buf	W	1/1	4	1	0.0	0	1	0	0	63	85%
Dec 20	Ari	L	1/0	3	3	0.0	0	0	0	0	56	74%
Dec 26	Was	L	1/0	2	1	0.0	0	0	0	0	58	77%
Jan 3	at NYG	W	1/0	4	3	0.0	0	0	0	0	46	55%
Totals			16/10	63	44	6.5	0	1	3	0	858	71%



CAREER HIGHLIGHTS (Continued)

2015 - PHILADELPHIA EAGLES (16/10)

- Finished the season tied for the team lead with 3 FFs and ranked 3rd with a then-career-high 6.5 sacks
- Posted his sixth-career multi-sack game after taking down Patriots QB **Tom Brady** twice at NE (12/6/15)
- Recorded 2.0 sacks against Cowboys QB **Matt Cassel** at Dal. (11/8/15), jarring the ball loose on both takedowns
- His career-high 2 FFs at Dal. (11/8/15) made him just the fifth Eagle since 1994 to post 2 sacks and 2 FFs in the same game, joining **Fletcher Cox** (10/11/15 vs. NO), **Jevon Kearse** (11/20/05 at NYG), **Bobby Taylor** (9/15/97 at Dal.) and **William Fuller** (10/29/95 vs. StL)

2014 - PHILADELPHIA EAGLES (16/1)

- Ranked 3rd in the NFL with a career-high 4 FFs, trailing only **Ryan Kerrigan** (5) and **Robert Quinn** (5). Also produced the 2nd-most TFL (13.5) on the team
- Tallied 1.5 sacks vs. Car. (11/10/14), including a strip-sack of Panthers QB **Cam Newton**

2013 - PHILADELPHIA EAGLES (16/0, 1/0)

- Sacked Saints QB **Drew Brees** in his first career playoff game in the NFC Wild Card game vs. NO (1/4/14)
- In just 13 defensive snaps, notched 2.0 sacks of Cardinals QB **Carson Palmer** vs. Ari. (12/1/13)

2012 - PHILADELPHIA EAGLES (16/6)

- Tied with **Jason Babin** and **Fletcher Cox** for the team lead with 5.5 sacks (4.0 in the final 6 games of the season)

MULTI-SACK GAMES (8)

Date	Opponent	TDs
12/13/12	vs. Cincinnati Bengals (L, 13-34)	2.5
9/10/17	at Washington Redskins (W, 30-17)	2.0
12/6/15	at New England Patriots (W, 35-28)	2.0
11/8/15	at Dallas Cowboys (W, 33-27)	2.0
12/1/13	vs. Arizona Cardinals (W, 24-21)	2.0
12/3/17	at Seattle Seahawks (L, 10-24)	1.5
11/10/14	vs. Carolina Panthers (W, 45-21)	1.5
12/2/12	at Dallas Cowboys (L, 33-38)	1.5



6-0 | 196  **12th Year**

DOB: July 25, 1985 (Age 33)

**Buffalo,
New York**



**Turner Carroll
High School**



New Hampshire
D5-07 (168th overall)
by Chicago
Acquired: FA-17



Corey Graham re-signed with the Eagles during training camp in 2018 after playing a key role on Philadelphia's **Super Bowl LII**-winning defense in 2017. Originally a 5th-round draft choice (168th overall) by Chicago in 2007, Graham has played in 173 career games, won two **Super Bowls** and was named a **Pro Bowl** special teams player following the 2011 season.

SPECIAL TEAMS TACKLES

EAGLES PLAYERS IN 2017

Kamu Grugier-Hill	19
Corey Graham	10
Corey Clement	10
Najee Goode	10
Trey Burton	9

MOST TACKLES

EAGLES PLAYERS IN 2017 POSTSEASON

22	Ronald Darby
21	Malcolm Jenkins
20	Nigel Bradham
18	Rodney McLeod
17	Corey Graham

BIRDSEED

Graham attended Turner Carroll High School in Buffalo, NY. He and his wife, Alison, have a son, Chance.

Graham was named to his first career Pro Bowl as a special teams player following the 2011 season, when he led the Bears with 22 special teams tackles.

CAREER HIGHLIGHTS

- Is a two-time **Super Bowl** champion, winning **Super Bowl XLVII** with the Ravens (W, 34-31 at San Francisco) and **Super Bowl LII** with the Eagles (W, 41-33 at New England)
- Earned his first career **Pro Bowl** honor as a special teams player in 2011 after leading the Bears with 22 special teams tackles

2017 - PHILADELPHIA EAGLES (14/1, 3/0)

- Ranked 5th on the Eagles defense with 17 postseason tackles
- Intercepted QB **Case Keenum** in the 38-7 win vs. Min. (1/21/18) in the NFC Championship
- Finished the regular season tied for 2nd on the team with 10 special teams tackles, trailing only **Kamu Grugier-Hill** (19)
- Intercepted QB **Mitchell Trubisky** in the 31-3 win vs. Chi. (11/26/17)
- Picked off QB **Kirk Cousins** in the 34-24 victory vs. Was. (10/23/17) on *Monday Night Football*



CAREER STATISTICS

Year	Team	GP/S	TACKLES					PASS DEFENSE						FUMBLES			DEF SNAPS	
			Total	Solo	Asst	TFL	Sacks	Int	Yds	Lg	TD	PD	QPH	FF	FR	Yds	No	Pct
2007	Chicago	13/0	0	0	0	0	0.0	0	0	--	0	0	0	0	0	0	N/A	N/A
2008	Chicago	16/9	93	73	20	3	0.0	1	6	6	0	6	0	1	1	0	N/A	N/A
2009	Chicago	16/1	18	14	4	0	0.0	0	0	--	0	4	1	0	0	0	N/A	N/A
2010	Chicago	16/0	0	0	0	0	0.0	0	0	--	0	0	0	0	0	0	N/A	N/A
2011	Chicago	16/0	5	4	1	0	0.0	3	11	10	0	3	1	1	0	0	N/A	N/A
2012	Baltimore	16/8	54	36	18	1	0.0	2	20	20	0	8	0	1	0	0	574	50%
2013	Baltimore	16/5	68	51	17	5	1.0	4	28	28	0	12	2	1	0	0	687	64%
2014	Buffalo	16/9	77	59	18	0	0.0	2	75	45	0	16	0	0	1	0	778	72%
2015	Buffalo	16/16	122	91	31	4	1.0	2	60	44t	1	4	8	0	2	29	980	90%
2016	Buffalo	16/16	82	57	25	2	1.0	1	0	0	0	6	1	0	1	0	1052	98%
2017	Philadelphia	14/1	47	32	15	1	0.0	2	73	59	0	6	4	0	0	0	370	36%
2018	Philadelphia	2/1	6	3	3	0	0.0	0	0	--	0	0	0	0	0	0	56	44%
Totals		173/66	572	420	152	16	3.0	17	273	59	1	65	17	4	5	29	---	---

PLAYOFFS

2010	Chicago	2/0	0	0	0	0.0	0.0	0	0	--	0	0	0	0	0	0	N/A	N/A
2012	Baltimore	4/4	32	20	12	0.0	0.5	2	39	39t	1	7	2	0	0	0	328	99%
2017	Philadelphia	3/0	17	14	3	0.0	0.0	1	0	0	0	2	0	0	0	0	123	60%
Totals		9/4	42	28	14	0.0	0.5	3	39	39t	1	9	2	0	0	0	---	---

ADDITIONAL STATISTICS

Special Teams Tackles: 142 - 2018 (1); 2017 (10); 2016 (5); 2015 (5); 2014 (6); 2013 (5); 2012 (6); 2011 (22); 2010 (25); 2009 (23); 2008 (14); 2007 (20)

Special Teams FR: 12/20/15 at Was. **Postseason Special Teams FF:** 1/23/11 vs. GB **Kickoff Returns:** 1 for 7 yards on 12/23/12 vs. NYG



CAREER HIGHLIGHTS (Continued)

2016 - BUFFALO BILLS (16/16)

- Started all 16 games at safety and ranked 3rd on the Bills defense in tackles (82) and passes defended (9)

2015 - BUFFALO BILLS (16/16)

- Started all 16 games at safety and registered career highs in tackles (team-high 122), hurries (8) and fumble recoveries (2). Posted multiple INTs for the fifth consecutive season
- Scored on a 44-yard INT-TD at Jax. (London) (10/25/15)
- Produced a game-high 10 tackles (8 solo), including 1.0 TFL, and added 2 special teams stops at Ten. (10/11/15). Became the first Bills defensive back to record 10+ tackles in three straight contests since **George Wilson** in 2011
- Set a career-high with 13 tackles (8 solo) vs. NYG (10/4/15)

2014 - BUFFALO BILLS (16/9)

- Played in all 16 games (nine starts) and recorded a career-high 16 PDs, marking his second consecutive season with double-digit passes defended
- Made his first career start at safety vs. NE (10/12/14)
- In his Buffalo debut at Chi. (9/7/14), picked off **Jay Cutler** in the 2nd quarter and returned it for a career-long 43 yards

CAREER HIGHS

Tackles	13	2x, last: 10/41/5 vs. NYG
Sacks	1.0	3x, last: 9/25/16 vs. Ari.
INTs	2	2x, last: 11/24/13 vs. NYJ
PDs	3	6x, last: 9/25/16 vs. Ari.
FFs	1	4x, last: 9/29/13 at Buf.
FRs	1	5x, last: 10/9/16 at LAR

TOUCHDOWNS (2)

Date	Opponent	TDs
10/25/15	at Jacksonville Jaguars (L, 31-34)	44-yard INT
1/12/13	at Denver Broncos (Div.) (W, 38-35)	39-yard INT



2018 GAME-BY-GAME STATISTICS (PHI)

Date	Opp	GP/S	Tot	Solo	Sk	Int	PD	FF	FR	Snap	Pct
Sep 6	Atl	W 1/1	5	3	0.0	0	0	0	0	40	57%
Sep 16	at TB	L 1/0	1	0	0.0	0	0	0	0	16	28%
Sep 23	Ind										
Sep 30	at Ten										
Oct 7	Min										
Oct 11	at NYG										
Oct 21	Car										
Oct 28	at Jax										
Nov 11	Dal										
Nov 18	at NO										
Nov 25	NYG										
Dec 3	Was										
Dec 9	at Dal										
Dec 16	at LAR										
Dec 23	Hou										
Dec 30	at Was										
Totals		2/1	6	3	0.0	0	0	0	0	56	44%

2017 GAME-BY-GAME STATISTICS (PHI)

Date	Opp	GP/S	Tot	Solo	Sk	Int	PD	FF	FR	Snap	Pct
Sep 10	at Was	W 1/0	2	1	0.0	0	0	0	0	18	29%
Sep 17	at KC	L 1/0	5	3	0.0	0	0	0	0	41	77%
Sep 24	NYG	W 0/0	INACTIVE (HAMSTRING)								
Oct 1	at LAC	W 0/0	INACTIVE (HAMSTRING)								
Oct 8	Ari	W 1/0	3	1	0.0	0	0	0	0	40	67%
Oct 12	at Car	W 1/0	0	0	0.0	0	1	0	0	7	9%
Oct 23	Was	W 1/0	7	4	0.0	1	1	0	0	32	50%
Oct 29	SF	W 1/0	2	1	0.0	0	0	0	0	14	21%
Nov 5	Den	W 1/0	3	3	0.0	0	1	0	0	18	28%
Nov 19	at Dal	W 1/0	1	0	0.0	0	0	0	0	10	16%
Nov 26	Chi	W 1/0	4	3	0.0	1	1	0	0	20	36%
Dec 3	at Sea	L 1/0	3	3	0.0	0	0	0	0	23	37%
Dec 10	at LAR	W 1/0	0	0	0.0	0	0	0	0	10	21%
Dec 17	at NYG	W 1/0	9	7	0.0	0	2	0	0	54	61%
Dec 25	Oak	W 1/0	2	1	0.0	0	0	0	0	15	22%
Dec 31	Dal	L 1/1	6	5	0.0	0	0	0	0	68	100%
Totals		14/1	47	32	0.0	2	6	0	0	370	36%

PLAYOFFS

Jan 13	Atl	W 1/0	1	1	0.0	0	0	0	0	24	38%
Jan 21	Min	W 1/0	7	6	0.0	1	1	0	0	35	52%
Feb 4	at NE	W 1/0	9	7	0.0	0	1	0	0	64	84%
Totals		3/0	17	14	0.0	1	2	0	0	123	60%

CAREER HIGHLIGHTS (Continued)

2013 - BALTIMORE RAVENS (16/5)

- Appeared in all 16 contests (five starts) and led the Ravens with a career-high 4 INTs
- Registered a career-high-tying 2 INTs in a 19-3 victory vs. NYJ (11/24/13)

2012 - BALTIMORE RAVENS (16/8, 4/4)

- Finished tied for 2nd on the team with 32 tackles in the postseason. Also posted a team-leading 7 PDs, 2 INTs (returned 1 for a TD) and a half-sack
- Produced 8 tackles (7 solo), a team-leading 3 PDs and tied a playoff-franchise record with 2 INTs in the 38-35 double-overtime win in the Divisional game at Den. (1/12/13). Returned his first INT 39 yards for a TD, while his second INT in overtime set up **Justin Tucker's** game-winning FG

2011 - CHICAGO BEARS (16/0)

- Earned his first **Pro Bowl** nod as a special teamer after leading the Bears with 22 special teams tackles
- Recorded INTs in 3 consecutive games: 11/13/11 vs. Det, 11/20/11 vs. SD, 11/27/11 at Oak.

2010 - CHICAGO BEARS (16/0, 2/0)

- Earned *USA Today's* **All-Joe Team** honors (players who are critical to their team but don't receive Pro Bowl nods) after leading the NFL with a career-high 25 special teams stops

2009 - CHICAGO BEARS (16/1)

- Finished 2nd on the team with 23 special teams tackles





6-2 | 230  **3rd Year**

DOB: May 16, 1994 (Age 24)

 **Honolulu, Hawaii**

Kamehameha High School



EASTERN ILLINOIS™

Eastern Illinois
D6a-16 (208th overall)
by New England
Acquired: W-NE-16

THREE STEP DROP

Hobbies: Surfing and going to the beach

If he could be a superhero:
Incredible Hulk

Biggest pet peeve: Making plans with someone who doesn't follow through

Favorite teams/athletes growing up:
San Francisco 49ers, Brian Dawkins and Randy Moss

First jersey owned:
Randy Moss, Minnesota Vikings

Favorite athletes to watch now:
Steph Curry and Lionel Messi

Favorite food: Hawaiian foods, especially Lauau (pig wrapped in a luau leaf)

Favorite movies: *Horrible Bosses 1 and 2*, *Wedding Crashers*

Favorite TV show: *Shark Tank*



2017

Kamu Grugier-Hill (pronounced KAH-moo GREW-jay) was acquired by the Eagles off waivers from New England in 2016 and has developed into one of Philadelphia's special teams aces. In 2017, Grugier-Hill was named a Pro Bowl alternate after leading the Eagles with 19 special teams tackles.

MOST SPECIAL TEAMS TACKLES

EAGLES PLAYERS IN 2017

Kamu Grugier-Hill	19
Corey Clement	10
Najee Goode	10
Corey Graham	10
Trey Burton	9

EAGLES PLAYERS SINCE 2009

Moise Fokou (2009)	20
Sean Jones (2009)	20
K. Grugier-Hill (2017)	19
Trey Burton (2015)	19
Moise Fokou (2010)	19
Joe Mays (2009)	19

CAREER HIGHLIGHTS

2018 - PHILADELPHIA EAGLES (2/1)

- Made his first career start in Week 2 at TB (9/16/18) and totaled 3 tackles. Also added a tackle on special teams

2017 - PHILADELPHIA EAGLES (16/0, 3/0)

- Named a **Pro Bowl** alternate after registering a team-high 19 special teams tackles, which is tied for the 3rd-most by an Eagle since 2009
- Also ranked 1st on the team with 345 special teams snaps (75%)
- Made several impact special teams plays in the win at NYG (12/17/17). With the Eagles trailing 14-20 in the second quarter, blocked a punt deep in NYG territory to help set up a TD drive that gave Philadelphia a 21-20 lead. Also notched a team season-high 4 special teams tackles



CAREER STATISTICS

Year	Team	GP/S	TACKLES					PASS DEFENSE						FUMBLES			DEF SNAPS	
			Total	Solo	Asst	TFL	Sacks	Int	Yds	Lg	TD	PD	QPH	FF	FR	Yds	No	Pct
2016	Philadelphia	12/0	1	1	0	1	0.0	0	0	--	0	0	0	0	0	0	1	0%
2017	Philadelphia	16/0	9	8	1	0	0.0	0	0	--	0	0	0	0	0	0	85	8%
2018	Philadelphia	2/1	4	1	3	1	0.0	0	0	--	0	0	0	0	0	0	50	39%
Totals		30/1	14	10	4	2	0.0	0	0	--	0	0	0	0	0	0	---	---

PLAYOFFS

2017	Philadelphia	3/0	0	0	0	0	0.0	0	0	--	0	0	0	0	0	0	0	0%
Totals		3/0	0	0	0	0	0.0	0	0	--	0	0	0	0	0	0	---	---

ADDITIONAL STATISTICS

Special Teams Tackles: 26 - 2018 (2); 2017 (19); 2016 (5) **Blocked Punt:** 12/17/17 at N.Y. Giants

CAREER HIGHS

Tackles	4	12/31/17 vs. Dal.
Sacks	--	---
INTs	--	---
PDs	--	---
FFs	--	---
FRs	--	---

CAREER HIGHLIGHTS (Continued)

- Stepped forward to handle kickoff duties following an early injury to K **Jake Elliott** at Dal. (11/19/17). Kicked off 4 times and posted 1 touchback

2016 - PHILADELPHIA EAGLES (12/0)

- Finished his rookie year tied for 6th on the Eagles with 5 special teams tackles and added 1 solo tackle on defense

COLLEGE HIGHLIGHTS

- Played in 49 games (27 starts) at Eastern Illinois, where he finished his career with 236 tackles, 9.0 sacks, 6 INTs, 9 PDs, 4 FFs and 5 FRs
- Made 10 starts as a senior in 2015 and was named first-team Ohio Valley Conference after compiling 70 tackles and a career-high 6.5 sacks. Also registered an INT and set a single-season career high with 3 FRs
- Appeared in 12 games (11 starts) as a junior in 2014 and garnered first-team OVC accolades after leading the team with a career-high 97 tackles. Added 1.5 sacks, 2 FFs, 2 FRs and 3 INTs. Named OVC Defensive Player of the Week after posting 19 tackles in a win at Tennessee Tech (11/1/14)

TRANSACTIONS

- 2016** Drafted by NE in 6th round (208th overall)
Signed 4-year contract
- 9/3/16** Waived by NE
- 9/4/16** Acquired off waivers by PHI



BIRDSEED

Grugier-Hill is the son of Elina Grugier-Hill and has three siblings: two older brothers and one older sister. Grugier-Hill started playing football as a junior in high school. He began playing because one of his best friends suggested he try out for the team. Before Grugier-Hill began playing football, he played soccer and volleyball. Grugier-Hill was a safety and punter at Kamehameha (HI) High School, where he totaled 86 tackles and 5.0 sacks as a senior in 2011 and was named first-team All-Interscholastic League.

Grugier-Hill earned his bachelor's degree in kinesiology from Eastern Illinois.



@k_grugierhill



@kamugrugierhill



2018 GAME-BY-GAME STATISTICS (PHI)

Date	Opp	GP/S	Tot	Solo	Sk	Int	PD	FF	FR	Snaps	Pct
Sep 6	Atl	W 1/0	1	1	0.0	0	0	0	0	28	40%
Sep 16	at TB	L 1/1	3	0	0.0	0	0	0	0	22	38%
Sep 23	Ind										
Sep 30	at Ten										
Oct 7	Min										
Oct 11	at NYG										
Oct 21	Car										
Oct 28	at Jax										
Nov 11	Dal										
Nov 18	at NO										
Nov 25	NYG										
Dec 3	Was										
Dec 9	at Dal										
Dec 16	at LAR										
Dec 23	Hou										
Dec 30	at Was										
Totals		2/1	4	1	0.0	0	0	0	0	50	39%

2017 GAME-BY-GAME STATISTICS (PHI)

Date	Opp	GP/S	Tot	Solo	Sk	Int	PD	FF	FR	Snaps	Pct
Sep 10	at Was	W 1/0	0	0	0.0	0	0	0	0	0	0%
Sep 17	at KC	L 1/0	0	0	0.0	0	0	0	0	0	0%
Sep 24	NYG	W 1/0	0	0	0.0	0	0	0	0	0	0%
Oct 1	at LAC	W 1/0	0	0	0.0	0	0	0	0	0	0%
Oct 8	Ari	W 1/0	1	1	0.0	0	0	0	0	7	12%
Oct 12	at Car	W 1/0	0	0	0.0	0	0	0	0	0	0%
Oct 23	Was	W 1/0	0	0	0.0	0	0	0	0	0	0%
Oct 29	SF	W 1/0	0	0	0.0	0	0	0	0	0	0%
Nov 5	Den	W 1/0	1	1	0.0	0	0	0	0	10	16%
Nov 19	at Dal	W 1/0	0	0	0.0	0	0	0	0	0	0%
Nov 26	Chi	W 1/0	2	2	0.0	0	0	0	0	11	20%
Dec 3	at Sea	L 1/0	0	0	0.0	0	0	0	0	2	3%
Dec 10	at LAR	W 1/0	0	0	0.0	0	0	0	0	0	0%
Dec 17	at NYG	W 1/0	1	1	0.0	0	0	0	0	2	2%
Dec 25	Oak	W 1/0	0	0	0.0	0	0	0	0	0	0%
Dec 31	Dal	L 1/0	4	3	0.0	0	0	0	0	53	78%
Totals		16/0	9	8	0.0	0	0	0	0	85	8%

PLAYOFFS

Jan 13	Atl	W 1/0	0	0	0.0	0	0	0	0	0	0%
Jan 21	Min	W 1/0	0	0	0.0	0	0	0	0	0	0%
Feb 4	at NE	W 1/0	0	0	0.0	0	0	0	0	0	0%
Totals		3/0	0	0	0.0	0	0	0	0	0	0%

2016 GAME-BY-GAME STATISTICS (PHI)

Date	Opp	GP/S	Tot	Solo	Sk	Int	PD	FF	FR	Snaps	Pct
Sep 11	Cle	W 1/0	1	1	0.0	0	0	0	0	1	2%
Sep 19	at Chi	W 1/0	0	0	0.0	0	0	0	0	0	0%
Sep 25	Pit	W 1/0	0	0	0.0	0	0	0	0	0	0%
Oct 9	at Det	L 1/0	0	0	0.0	0	0	0	0	0	0%
Oct 16	at Was	L 1/0	0	0	0.0	0	0	0	0	0	0%
Oct 23	Min	W 1/0	0	0	0.0	0	0	0	0	0	0%
Oct 30	at Dal	L 0/0	INACTIVE (HAMSTRING)								
Nov 6	at NYG	L 0/0	INACTIVE (HAMSTRING)								
Nov 13	Atl	W 0/0	INACTIVE (HAMSTRING)								
Nov 20	at Sea	L 1/0	0	0	0.0	0	0	0	0	0	0%
Nov 28	GB	L 1/0	0	0	0.0	0	0	0	0	0	0%
Dec 4	at Cin	L 1/0	0	0	0.0	0	0	0	0	0	0%
Dec 11	Was	L 0/0	INACTIVE								
Dec 18	at Bal	L 1/0	0	0	0.0	0	0	0	0	0	0%
Dec 22	NYG	W 1/0	0	0	0.0	0	0	0	0	0	0%
Jan 1	Dal	W 1/0	0	0	0.0	0	0	0	0	0	0%
Totals		12/0	1	1	0.0	0	0	0	0	1	0%





6-2 | 206  **3rd Year**

DOB: May 31, 1994 (Age 24)

**Blue Springs,
Missouri**



**Blue Springs
High School**



**Northern Iowa
D4-16 (127th overall)
by Chicago
Acquired: T-Chi-18**

BIRDSEED

Hall prepped at Blue Springs (MO) HS, where he was a two-way starter at wide receiver and free safety, earning first-team all-state and first-team all-metro honors. He was also named to the all-Simone team (top players in the Kansas City area) and named a finalist for the Otis Taylor Award (best receiver or tight end in the Kansas City area).

During the 2018 offseason, Hall participated in a mission trip to Harmons, Jamaica, where for eight days he helped build homes for members of the community.



@Dhall_Island1



@dhall_island1

As a rookie with the Bears in 2016, Hall posted his first-career INT when he picked off Lions QB Matthew Stafford vs. Detroit (10/2/16).

Originally selected by the Bears in the 4th round (127th overall) of the 2016 NFL Draft, **Deiondre' Hall** was acquired by Philadelphia in a trade with Chicago prior to the start of the 2018 season. Hall, who has appeared in 10 career NFL contests, played collegiately at Northern Iowa, where he amassed 242 tackles, 16 TFL, 15 PDs, 13 INTs (4 TDs), 3.0 sacks and 3 FFs in 51 games.

MOST INTERCEPTIONS

NORTHERN IOWA PLAYERS IN 2015

Deiondre' Hall	6
Tim Kilfoy	3
Brett McMakin	2
Several players tied	1

In 2015, Hall registered a career-high 6 INTs at Northern Iowa after leading the conference with 5 INTs the previous season.

CAREER HIGHLIGHTS

2017 - CHICAGO BEARS (2/0)

- Saw action in 2 contests after spending the first 12 weeks of the season on Injured Reserve (hamstring)

2016 - CHICAGO BEARS (8/0)

- Totaled 7 tackles (6 solo), 3 PDs and 1 INT in his debut season. Also added 1 special teams tackle
- Recorded his first-career INT when he picked off Lions QB **Matthew Stafford** vs. Det. (10/2/16)

COLLEGE HIGHLIGHTS

- Played in 51 games over four seasons (2012-15) at Northern Iowa, posting 242 tackles, 16 TFL, 15 PDs, 13 INTs (4 TDs), 3.0 sacks and 3 FFs. Added 15 kickoff returns for 313 yards (20.9 avg.) and 5 punt returns for 39 yards (7.8 avg.) on special teams



CAREER STATISTICS

			TACKLES					PASS DEFENSE						FUMBLES			DEF SNAPS	
Year	Team	GP/S	Total	Solo	Asst	TFL	Sacks	Int	Yds	Lg	TD	PD	QPH	FF	FR	Yds	No	Pct
2016	Chicago	8/0	7	6	1	0	0.0	1	0	0	0	3	1	0	0	0	79	7%
2017	Chicago	2/0	0	0	0	0	0.0	0	0	--	0	0	0	0	0	0	1	1%
2018	Philadelphia	1/0	0	0	0	0	0.0	0	0	--	0	0	0	0	0	0	0	0%
Totals		11/0	7	6	1	0	0.0	1	0	0	0	3	1	0	0	0	---	---



CAREER HIGHS

Tackles	3	9/11/16 at Hou.
Sacks	--	---
INTs	1	10/2/16 vs. Det.
PDs	1	3x, last: 10/2/16 vs. Det.
FFs	--	---
FRs	--	---

COLLEGE HIGHLIGHTS (Continued)

- Appeared in 14 games (all starts) as a senior in 2015, notching a career-high 6 INTs along with 82 tackles, 5.5 TFL, 3 FFs and 2 return TDs
- As a junior in 2014, led the conference with 5 INTs (1 TD) while also recording 74 tackles

TRANSACTIONS

2016 Drafted by CHI in 4th round (127th overall)
Signed 4-year contract

9/4/17 Placed on Injured Reserve (hamstring)

8/20/18 Suspended by NFL for 1 game

9/1/18 Acquired by PHI from CHI in exchange for conditional 7th-round draft choice in 2019

2018 GAME-BY-GAME STATISTICS (PHI)

Date	Opp	GP/S	Tot	Solo	Sk	Int	PD	FF	FR	Snaps	Pct
Sep 6	Atl	W	0/0	SUSPENDED BY NFL							
Sep 16	at TB	L	1/0	0	0	0.0	0	0	0	0	0%
Sep 23	Ind										
Sep 30	at Ten										
Oct 7	Min										
Oct 11	at NYG										
Oct 21	Car										
Oct 28	at Jax										
Nov 11	Dal										
Nov 18	at NO										
Nov 25	NYG										
Dec 3	Was										
Dec 9	at Dal										
Dec 16	at LAR										
Dec 23	Hou										
Dec 30	at Was										
Totals		1/0	0	0	0.0	0	0	0	0	0	0%

2017 GAME-BY-GAME STATISTICS (CHI)

Date	Opp	GP/S	Tot	Solo	Sk	Int	PD	FF	FR	Snaps	Pct
PLACED ON INJURED RESERVE (HAMSTRING) (9/4/17)											
ACTIVATED FROM INJURED RESERVE IN WEEK 13											
Dec 3	SF	L	1/0	0	0	0.0	0	0	0	0	0%
Dec 10	at Cin	W	1/0	0	0	0.0	0	0	0	1	2%
Dec 16	at Det	L	0/0	INACTIVE							
Dec 24	Cle	W	0/0	INACTIVE							
Dec 31	at Min	L	0/0	INACTIVE							
Totals		2/0	0	0	0.0	0	0	0	0	1	1%



6-2 | 296 **Rookie**

DOB: Oct. 7, 1994 (Age 23)

Hector finished his collegiate career tied for the 4th-most sacks (18.0) in USF history.

Bruce Hector was signed by the Eagles as an undrafted rookie in 2018 following a standout career at USF. In 43 career games (24 starts), the Tampa native posted 18.0 career sacks to finish tied for 4th all-time on the Bulls' career sacks list. Hector, who led or tied for the team lead in sacks in each of his final three seasons, earned All-American Conference honors after posting a career-high 7.0 sacks as a senior in 2017.



Tampa, Florida

Robinson High School



South Florida
UDFA ('18) by Philadelphia

Hector led or tied for the team lead in sacks in three straight seasons at USF.



MOST SACKS

SOUTH FLORIDA ALL-TIME HISTORY

George Selvie	29.0
Stephen Nicholas	20.0
Terrence Royal	19.5
Bruce Hector	18.0
Shurron Pierson	18.0

SOUTH FLORIDA PLAYERS IN 2017

Bruce Hector	7.0
Deadrin Senat	6.0
Mike Love	5.5
Greg Reaves	4.0
Juwuan Brown	3.0

BIRDSEED

Hector was a versatile two-way lineman at Robinson (FL) High School, where he earned first-team all-state accolades from the *Associated Press*. As a senior, Hector totaled 55 tackles, including 9 TFL, and 3.5 sacks, leading his team to a berth in the state semifinals.

Hector, who is the son of Monica Lockett, graduated from USF with a degree in health sciences.

COLLEGE HIGHLIGHTS

- In 43 career games (24 starts) at South Florida, posted 18.0 career sacks to finish tied for 4th all-time on the Bulls' career sacks list
- Led or tied for the team lead in sacks in each of his final three seasons
- Earned All-American Conference honors after posting a career-high 7.0 sacks as a senior in 2017. Also totaled 38 tackles (26 solo), including 13 TFL, 1 FF, 1 PD and a blocked kick
- Selected to play in the 2018 NFLPA Collegiate Bowl at Rose Bowl Stadium in Pasadena, CA

TRANSACTIONS

2015 Signed by PHI as undrafted free agent



CAREER STATISTICS

			TACKLES					PASS DEFENSE						FUMBLES			DEF SNAPS	
Year	Team	GP/S	Total	Solo	Asst	TFL	Sacks	Int	Yds	Lg	TD	PD	QPH	FF	FR	Yds	No	Pct
2018	Philadelphia	2/0	0	0	0	0	0	0	0	0	0	0	0	0	0	0	10	8%
Totals		2/0	0	0	0	0	0.0	0	0	--	0	0	0	0	0	0	---	---

CAREER HIGHS

Tackles	--	---
Sacks	--	---
PDs	--	---
FFs	--	---
FRs	--	---

2018 GAME-BY-GAME STATISTICS (PHI)

Date	Opp	GP/S	Tot	Solo	Sk	Int	PD	FF	FR	Snap	Pct
Sep 6	Atl	W	1/0	0	0	0	0	0	0	7	10%
Sep 16	at TB	L	1/0	0	0	0	0	0	0	3	5%
Sep 23	Ind										
Sep 30	at Ten										
Oct 7	Min										
Oct 11	at NYG										
Oct 21	Car										
Oct 28	at Jax										
Nov 11	Dal										
Nov 18	at NO										
Nov 25	NYG										
Dec 3	Was										
Dec 9	at Dal										
Dec 16	at LAR										
Dec 23	Hou										
Dec 30	at Was										
Totals			2/0	0	0	0.0	0	0	0	10	8%





6-1 | 236  **4th Year**
DOB: June 27, 1992 (Age 26)

Cincinnati, Ohio
Lakota West High School



Texas
D3-15 (84th overall)
by Philadelphia



2017

Originally selected by the Eagles in the 3rd round (84th overall) of the 2015 NFL Draft, **Jordan Hicks** enjoyed a breakout year in 2016, leading all NFL LBs with a career-high 5 INTs. Hicks, who has totaled 13 takeaways in 33 career games (30 starts), is tied for the 2nd-most INTs (7) by an NFL LB since 2015.

MOST INTERCEPTIONS

NFL LINEBACKERS IN 2016

Jordan Hicks (Phi.)	5
C.J. Mosley (Bal.)	4
Thomas Davis (Car.)	3
Deion Jones (Atl.)	3
Zachary Orr (Bal.)	3
Ryan Shazier (Pit.)	3

NFL LINEBACKERS SINCE 2015

Luke Kuechly (Car.)	8
Jordan Hicks (Phi.)	7
Thomas Davis (Car.)	7
Deion Jones (Atl.)	7
Ryan Shazier (Pit.)	7

Hicks has recorded 12 takeaways (7 INTs, 5 FRs) in 31 career NFL games (28 starts).

THREE STEP DROP

First job: Worked for a real estate company during high school taking photos of foreclosed homes

Talent he'd most like to have:
 To be multilingual

If he could play another sport, what position: Point guard, N.Y. Knicks

Favorite TV show: *The Fresh Prince of Bel-Air*

Favorite movie: *Cool Runnings*

Favorite book: *Quiet Strength* by Tony Dungy

Favorite throwback jerseys:
 Michael Jordan, Chicago Bulls;
 Michael Jordan, UNC;
 Ronaldinho, F.C. Barcelona

7 INTs IN FIRST 3 NFL SEASONS

ALL-TIME EAGLES LINEBACKERS



JORDAN HICKS
 2015-17



SETH JOYNER
 1986-88



BOB PELLEGRINI
 1956-59

CAREER HIGHLIGHTS

- Is tied for 2nd among NFL LBs with 7 INTs since 2015, trailing only **Luke Kuechly** (8). Joins **Seth Joyner** (1986-88) and **Bob Pellegrini** (1956-59) as the only Eagles LBs to record 7 INTs in their first three NFL seasons
- Led all NFL LBs with a career-high 5 INTs in 2016



CAREER STATISTICS

Year	Team	GP/S	TACKLES					PASS DEFENSE						FUMBLES			DEF SNAPS	
			Total	Solo	Asst	TFL	Sacks	Int	Yds	Lg	TD	PD	QPH	FF	FR	Yds	No	Pct
2015	Philadelphia	8/5	54	44	10	2	1.0	2	67	67t	1	0	0	1	3	11	453	75%
2016	Philadelphia	16/16	95	68	27	4	1.0	5	41	34	0	6	4	0	1	0	971	95%
2017	Philadelphia	7/7	28	24	4	0	0.0	0	0	--	0	0	2	0	1	0	268	26%
2018	Philadelphia	2/2	17	10	7	0	1.5	0	0	--	0	0	0	0	1	0	128	100%
Totals		33/30	194	146	48	6	3.5	7	108	67t	1	6	6	1	6	11	---	---

PLAYOFFS

2017	Philadelphia	0/0	PLACED ON INJURED RESERVE (ACHILLES) (10/31/17)															
Totals		0/0	0	0	0	0	0.0	0	0	--	0	0	0	0	0	0	---	---



CAREER HIGHLIGHTS (Continued)

2018 - PHILADELPHIA EAGLES (1/1)

- Recovered the fumble after **Malcolm Jenkins** punched the ball out of Buccaneers WR **Mike Evans'** hands in the fourth quarter at TB (9/16/18). Marked his 6th-career FR as well as the 13th takeaway of his NFL career. Also logged season-high 10 tackles (5 solo) in the contest
- Posted a career-high 1.5 sacks along with 7 tackles (5 solo) in the win vs. Atl. (9/6/18)

2017 - PHILADELPHIA EAGLES (7/7, 0/0)

- Recovered the fumble on a strip-sack by **Fletcher Cox** at Was. (9/10/17), marking his 12th career takeaway

2016 - PHILADELPHIA EAGLES (16/16)

- Led all NFL LBs with a career-high 5 INTs, which is tied for the 4th-most by a non-defensive back in team history (most since **Bill Bergey** in 1974 - also 5)
- According to *Elias Sports Bureau*, became the first NFL LB to record 11+ takeaways in his first 24 career games (2015-16) since Hall of Famer **Jack Ham** (1971-72)
- Totaled a career-high 2 INTs vs. Dal. (1/1/17). Became the first Eagles LB to produce multiple INTs in a single game since **William Thomas** (2) on 9/22/96 at Atlanta

CAREER HIGHS

Tackles	14	9/27/15 at NYJ
Sacks	1.5	9/6/18 vs. Atl.
INTs	2	1/1/17 vs. Dal.
PDs	2	9/25/16 vs. Pit.
FFs	1	9/20/15 vs. Dal.
FRs	1	6x, last: 9/16/18 at TB

TOUCHDOWNS (1)

Date	Opponent	TDs
11/8/15	at Dallas Cowboys (W, 33-27) (OT)	67-yard INT

TOPTIER WEALTH MANAGEMENT

In March 2018, Hicks joined teammate Chris Maragos and former teammate Trey Burton to launch **TopTier Wealth Management**, a wealth management firm that aides professional athletes with their financial planning. TopTier provides players and outside investors with financial and investment plans and will oversee retirement plans and second-career help. Hicks, Maragos and Burton are owners in the firm and will serve as player liaisons, helping mentor young players who need comprehensive advice.





HOW HE GOT HIS START

Hicks is the son of Scott Hicks, who coaches high school basketball in Indianapolis, and Kelly Justice. He has an older sister, Taylor, and three younger brothers: Scotty, Cameron and Ethan.

Hicks began his football career in the 5th grade while playing running back and safety in the Lexington Termites League in South Carolina. Hicks grew up a big fan of the Carolina Panthers and the University of Texas football team.

The best advice he was ever given growing up came from his mother, Kelly Justice, who always told him to “stay humble.”

EARLY MOTIVATION

Hicks was a three-year starter at Lakota West High School and earned numerous accolades, including the Butkus Award in 2009, given annually to the nation's best linebacker. He was also named Gatorade's Ohio High School Football Player of the Year.

Hicks also lettered in basketball and holds the district record for most varsity basketball games played in a career (87) and set the district record for steals (170).

ADAPTING TO CHANGE

Hicks was born in Colorado Springs, CO, and lived in Indiana (ages 1-6) and South Carolina (ages 6-11) before moving to Ohio. He also played for two head coaches and four defensive coordinators at Texas.

“Change does not scare me and I don't take anything for granted. I also think I'm able to see the positives of every different situation I'm in. It's enhanced my confidence and humility all at the same time.”

OFF THE FIELD

Hicks' hobbies include playing video games, especially FIFA and NBA2K, as well as playing basketball and hanging out with friends by the lake in Austin, TX. Hicks married his wife, Ivana, during the 2017 offseason.



@JordanHicks



@jhicks_3

2018 GAME-BY-GAME STATISTICS (PHI)

Date	Opp	GP/S	Tot	Solo	Sk	Int	PD	FF	FR	Snap	Pct
Sep 6	Atl	W	1/1	7	5	1.5	0	0	0	70	100%
Sep 16	at TB	L	1/1	10	5	0.0	0	0	1	58	100%
Sep 23	Ind										
Sep 30	at Ten										
Oct 7	Min										
Oct 11	at NYG										
Oct 21	Car										
Oct 28	at Jax										
Nov 11	Dal										
Nov 18	at NO										
Nov 25	NYG										
Dec 3	Was										
Dec 9	at Dal										
Dec 16	at LAR										
Dec 23	Hou										
Dec 30	at Was										
Totals		2/2	17	10	1.5	0	0	0	1	128	100%

CAREER HIGHLIGHTS (Continued)

2015 - PHILADELPHIA EAGLES (8/5)

- Became the first NFL rookie to register opponent fumble recoveries in 3 consecutive games (9/27/15-10/11/15) since **Jack Del Rio** in 1985. Was the first Eagle to accomplish the feat since **Byron Evans** in 1993
- Returned an INT of Cowboys QB **Matt Cassell** for a 67-yard TD at Dal. (11/8/15), marking the longest INT-TD by an Eagles LB since **Shawn Barber** (80 yards) on 12/21/02 at Dallas and the first by an Eagles rookie since **Bill Bradley** (56 yards) on 10/19/69 at Dallas
- Made his first career NFL start at NYJ (9/27/15), logging a career-high 14 tackles. Recorded a fourth-quarter INT of Jets QB **Ryan Fitzpatrick** and recovered a fumble by Jets WR **Brandon Marshall**. His INT was the first by an Eagles rookie LB since **Stewart Bradley** in 2009
- Pressed into his first career action on defense due to injuries to **Mychal Kendricks** and **Kiko Alonso** vs. Dal. (9/20/15). Registered a sack-fumble of Cowboys QB **Tony Romo**

COLLEGE HIGHLIGHTS

- Recorded 147 tackles as a senior at Texas, which tied for the 7th-highest total in school annals (most since **Winfred Tubbs** notched 157 in 1992)
- Named honorable mention Big 12 Defensive Freshman of the Year by the conference's coaches after appearing in all 12 games and totaling 23 tackles and 1.0 sack





6-3 | 218  **7th Year**

DOB: Feb. 14, 1990 (Age 28)

**St. Matthews,
South Carolina**



**Calhoun County
High School**



South Carolina
D2-12 (45th overall)
by Chicago
Acquired: FA-Chi-17



One of the top free agent signings of the 2017 offseason, **Alshon Jeffery** tied for the 4th-most receiving TDs (9) in the NFL in his first season with Philadelphia. Jeffery, who signed a 4-year contract extension during the regular season, also led the Eagles in receiving yards (219) and receiving TDs (3) during their **Super Bowl LII**-winning playoff run.

MOST RECEIVING TDs NFL PLAYERS IN 2017

DeAndre Hopkins (Hou.)	13
Davante Adams (GB)	10
Jimmy Graham (Sea.)	10
Alshon Jeffery (Phi.)	9
Antonio Brown (Pit.)	9
Marvin Jones Jr. (Det.)	9
Jarvis Landry (Mia.)	9

THREE STEP DROP

First job: Doing inventory at a kids store at the mall

Desired talent: Ability to sing

If he could play another sport, what position/team: Point guard or shooting guard, Chicago Bulls

Best player he ever lined up against: "Myself, because you have to beat yourself first before you do anything else."

Player he models his game after: Randy Moss

Favorite movie: *Friday*

Favorite TV shows: *Power* and *Game of Thrones*

Favorite meal: Lasagna

Three favorite throwback jerseys: Michael Jordan, Chicago Bulls; Penny Hardaway, Orlando Magic; Kobe Bryant, Los Angeles Lakers

RECEIVING AVERAGE NFL PLAYERS SINCE 2013

T.Y. Hilton (Ind.)	15.5
Julio Jones (Atl.)	15.3
Mike Evans (TB)	14.8
Alshon Jeffery (Phi.)	14.8
A.J. Green (Cin.)	14.7

(min. 300 receptions)

CAREER HIGHLIGHTS

- Since 2013, ranks 4th in the NFL in yards per reception (14.8), behind **T.Y. Hilton** (15.5), **Julio Jones** (15.3) and **Mike Evans** (14.8) (min. 300 receptions)
- Led the Eagles with 219 receiving yards and 3 TDs during the team's **Super Bowl LII**-winning playoff run. Both totals marked franchise records for receiving yards and receiving TDs in a single postseason
- Caught 3 passes for 73 yards (24.3 avg.) in **Super Bowl LII** at NE (2/4/18), including a 34-yard TD from QB **Nick Foles** that gave the Eagles a 9-3 lead in the first quarter

**CAREER STATISTICS**

Year	Team	GP/S	RECEIVING					OFF SNAPS	
			Rec	Yds	Avg	Lg	TD	No	Pct
2012	Chicago	10/6	24	367	15.3	55	3	431	41%
2013	Chicago	16/14	89	1421	16.0	80t	7	963	91%
2014	Chicago	16/16	85	1133	13.3	74	10	957	90%
2015	Chicago	9/8	54	807	14.9	50	4	502	46%
2016	Chicago	12/12	52	821	15.8	54	2	692	69%
2017	Philadelphia	16/16	57	789	13.8	53t	9	927	82%
2018	Philadelphia	0/0	0	0	---	--	0	0	0%
Totals		79/72	361	5338	14.8	80t	35	---	---

PLAYOFFS

2017	Philadelphia	3/3	12	219	18.3	53t	3	184	89%
Totals		3/3	12	219	18.3	53t	3	---	---

ADDITIONAL STATISTICS

Rushing: 22-138 (6.3 avg.) - 2014 (6-33); 2013 (16-105)

Fumbles/Lost: 5/1 - 2015 (1/0); 2014 (1/0); 2013 (3/1)

2-Pt. Conversions: 3 (all receiving) - 9/10/17 at Was., 10/29/17 vs. SF, 11/19/17 at Dal. **Pass Defended:** 1 - 10/29/17 vs. SF

**CAREER HIGHLIGHTS (Continued)****2017 - PHILADELPHIA EAGLES (16/16, 3/3)**

- Led the Eagles with 219 receiving yards and 3 TDs during the team's **Super Bowl LII**-winning playoff run. Both totals marked franchise records for receiving yards and receiving TDs in a single postseason
- Caught 3 passes for 73 yards (24.3 avg.) in **Super Bowl LII** at NE (2/4/18), including a 34-yard TD from QB **Nick Foles** that gave the Eagles a 9-3 lead in the first quarter. Became the first Eagle since **Fred Barnett** in 1992 to record multiple 30+ yard TD catches in the same postseason
- Recorded 5 receptions for 85 yards and 2 TDs (53 and 5 yards) in the NFC Championship vs. Min. (1/21/18)
- Led the Eagles offense with 61 receiving yards in the Divisional Playoff vs. Atl. (1/13/18)
- Finished with a team-high 9 receiving TDs, which marks the 2nd-highest total of his career. His 9 receiving TDs also tied for the 4th-most in the NFL, trailing only **DeAndre Hopkins** (13), **Davante Adams** (10) and **Jimmy Graham** (10)
- Converted the most 2-point conversions (3, all receiving) in a single season since **Reggie Bush** in 2007 (also 3)

**BIRDSEED**

Jeffery attended Calhoun County (SC) High School, where he was named first-team all-state as a defensive back. As a senior, he caught 35 passes for 740 yards and 14 TDs, averaged 65 yards on kickoff returns and 35 yards on punt returns with 3 TDs and totaled 50 tackles on defense. Jeffery, who was also a standout basketball player, helped lead Calhoun County to four state titles.



@TheWorldof_AJ



@calhounpresident



2018 GAME-BY-GAME STATISTICS (PHI)

Date	Opp	GP/S	RECEIVING					SNAPS	
			Rec	Yds	Avg	Lg	TD	No	Pct
Sep 6	Atl	W 0/0	INACTIVE (SHOULDER)						
Sep 16	at TB	L 0/0	INACTIVE (SHOULDER)						
Sep 23	Ind								
Sep 30	at Ten								
Oct 7	Min								
Oct 11	at NYG								
Oct 21	Car								
Oct 28	at Jax								
Nov 11	Dal								
Nov 18	at NO								
Nov 25	NYG								
Dec 3	Was								
Dec 9	at Dal								
Dec 16	at LAR								
Dec 23	Hou								
Dec 30	at Was								
Totals		0/0	0	0	---	--	0	0	0%

2017 GAME-BY-GAME STATISTICS (PHI)

Date	Opp	GP/S	RECEIVING					SNAPS	
			Rec	Yds	Avg	Lg	TD	No	Pct
Sep 10	at Was	W 1/1	3	38	12.7	24	0	60	88%
Sep 17	at KC	L 1/1	7	92	13.1	18	1	61	85%
Sep 24	NYG	W 1/1	4	56	14.0	19	0	67	88%
Oct 1	at LAC	W 1/1	3	29	9.7	13	1	68	86%
Oct 8	Ari	W 1/1	3	31	10.3	16	0	53	79%
Oct 12	at Car	W 1/1	4	71	17.8	37	0	56	90%
Oct 23	Was	W 1/1	2	37	18.5	24	0	53	82%
Oct 29	SF	W 1/1	2	62	31.0	53t	1	48	69%
Nov 5	Den	W 1/1	6	84	14.0	32t	2	49	71%
Nov 19	at Dal	W 1/1	4	67	16.8	22	1	47	73%
Nov 26	Chi	W 1/1	5	52	10.4	16	1	67	86%
Dec 3	at Sea	L 1/1	4	61	15.3	23	0	70	93%
Dec 10	at LAR	W 1/1	5	52	10.4	15	1	86	95%
Dec 17	at NYG	W 1/1	4	49	12.3	19	1	61	90%
Dec 25	Oak	W 1/1	0	0	---	--	0	63	93%
Dec 31	Dal	L 1/1	1	8	8.0	8	0	18	31%
Totals		16/16	57	789	13.8	53t	9	927	82%

PLAYOFFS

Jan 13	Atl	W 1/1	4	61	15.3	21	0	56	84%
Jan 21	Min	W 1/1	5	85	17.0	53t	2	59	91%
Feb 4	at NE	W 1/1	3	73	24.3	34t	1	69	92%
Totals		3/3	12	219	18.3	53t	3	184	89%

CAREER HIGHLIGHTS (Continued)

2016 - CHICAGO BEARS (12/12)

- Led the Bears in yards per reception (15.8) and receiving yards per game (68.4) (min. 20 receptions)

2015 - CHICAGO BEARS (9/8)

- Tallied 54 catches for a team-high 807 yards (14.9) and 4 TDs, despite appearing in just 9 games
- Registered 4 games with 100+ receiving yards (147 - 10/18/15 at Det.; 116 - 11/1/15 vs. Min.; 151 - 11/9/15 at SD; 107 - 12/13/15 vs. Was.). His 3 consecutive games with 100+ receiving yards tied for Chicago's franchise record

2014 - CHICAGO BEARS (16/16)

- Recorded his second consecutive 1,000+ yard receiving campaign after leading the Bears with 1,133 yards and a career-high 10 TDs on 85 receptions (13.3 avg.)
- Caught TDs in 6 straight games from 11/16-12/14/14. Became just the third player in franchise history to accomplish the feat

2013 - CHICAGO BEARS (16/14)

- Earned his first trip to the **Pro Bowl** and was named **PFWA's Most Improved Player** after registering career highs in receptions (89) and receiving yards (1,421) in 2013
- Became the 8th player in NFL history to record multiple 200+ yard receiving performances in a single season, posting 218 yards vs. NO (10/6/13) and 249 yards at Min. (12/1/13)
- Notched a career-high 12 catches at Min. (12/1/13)



S MALCOLM JENKINS 27



6-0 | 204  **10th Year**

DOB: Dec. 20, 1987 (Age 30)

**Piscataway,
New Jersey** ★

**Piscataway
High School**



Ohio State

D1-09 (14th overall)

by New Orleans

Acquired: FA-NO-14



2017



2009

AP

2010



2018



2016

Malcolm Jenkins signed with Philadelphia in 2014 and has emerged as a pillar in the Eagles locker room, earning two Pro Bowl nods while also leading the team's **Super Bowl LII**-winning defense. Jenkins is one of only four NFL players to record 6+ INT-TDs since he entered the league with New Orleans in 2009.

MOST INT-TDs

NFL PLAYERS SINCE 2009

Aqib Talib	10
Janoris Jenkins	7
Malcolm Jenkins	6
Charles Tillman	6
Several players tied	5

NFL PLAYERS SINCE 2014

Aqib Talib	6
Malcolm Jenkins	4
William Gay	4
Janoris Jenkins	4
Justin Bethel	3
Trumaine Johnson	3

MOST TACKLES

EAGLES PLAYERS IN 2017

119	Malcolm Jenkins
86	Jalen Mills
85	Nigel Bradham
78	Rodney McLeod

EAGLES ALL-TIME HISTORY

Eric Allen (1988-94)	5
M. Jenkins (2014-present)	4
Sheldon Brown (2002-09)	3
Lito Sheppard (2002-08)	3
Joe Scarpati (1964-69)	3

THREE STEP DROP

First job: Working in the township parks department in high school

Favorite movie: *School Daze*

If he could play another sport, what position/team: Anchor for the U.S. Olympic track team in the 4x4 relay

Best player he has lined up against: Former Lions WR Calvin Johnson

Favorite athlete growing up: Ray Lewis

Three favorite throwback jerseys:
Joe Namath, New York Jets;
Sean Taylor, Washington Redskins; Michael Jordan, UNC


CAREER HIGHLIGHTS

- A member of two **Super Bowl**-winning teams with New Orleans in 2009 (XLIV) and Philadelphia in 2017 (LII)
- Earned **Pro Bowl** honors following the 2015 and 2017 seasons with the Eagles and was also named second-team **All-Pro** by the *Associated Press* in 2010 with the Saints
- Is one of just four NFL players (only safety) with 6 INT-TDs since he entered the league with New Orleans in 2009, joining **Aqib Talib** (10), **Janoris Jenkins** (7) and **Charles Tillman** (6)



HUMBLE BEGINNINGS

For a player who won a Super Bowl and played in a Pro Bowl, Jenkins' career did not exactly begin in a blaze of glory. Jenkins was originally a 9-year-old, back-up guard for the Piscataway Braves of his Pop Warner squad in New Jersey. Jenkins recalled that he played just seven plays per game that was mandatory for all players in that league. "All I remember is that I got my seven plays in and from there it was a race to get the free hot dog."



MALCOLM JENKINS FOUNDATION

Launched in 2010, the **Malcolm Jenkins Foundation** aims to provide resources, experiences and opportunities for the underserved youth. The organization's goal is to inspire and create positive change in the lives of children. Said Jenkins, "For as much as I have been given in life, I feel obligated to give children the guidance, experience and an opportunity. And then watch them take off." For more info, please visit TheMalcolmJenkinsFoundation.org.



CELEBRITY FAMILY FEUD

In 2016, Jenkins participated in a NFL version of *Celebrity Family Feud* hosted by Steve Harvey, which aired on July 3. Jenkins and the rest of the NFC defense defeated the AFC offense and collected \$25,000 for Got Your 6 charity.

THE WALKING DEAD

After reading *The Zombie Survival Guide* by Max Brooks, Jenkins began collecting an array of different survival tools in what he describes as a "half-hearted attempt at doomsday prepping." Jenkins' favorite TV show is *The Walking Dead*.

BIRDSEED

Jenkins is the son of Willie Lee and Gwendolyn V. Jenkins. His dad is a software engineer for Comcast and his mom is the president of the Malcolm Jenkins Foundation. Jenkins was a leader in the Omega Psi Phi fraternity at Ohio State, graduating with a bachelor's degree in communications.

STYLIN' IN THE SECONDARY

Jenkins has immersed himself in the world of fashion and, more specifically, the bow tie. At the suggestion from his wife, Morrisa, Jenkins launched his own company, **Rock Avenue Bow Ties**, which specializes in the design and creation of neck wear and pocket squares and encourages self expression in its customers. For more info, visit rockavenuebowties.com.



During the 2017 offseason, Jenkins opened his own custom suite store in Philadelphia, **Damari Savile**.

MOTIVATING VOICES

Jenkins credits many for helping him get to where he is today, but he singled out three people: his father, Lee Jenkins; his high school football and track coach, Larry Lester; and his college coach, Jim Tressel. "My father's best advice was, 'You don't know what you don't know,' meaning you constantly need to learn more. Larry Lester taught me how to prepare and how to train. We'd sometimes be the only two people on the field on a weekend, just trying to get myself better. And Coach Tressel taught me about integrity and how to be a pro before I even became a pro."

BYRON "WHIZZER" WHITE AWARD

In February 2017, Jenkins was announced as the recipient of the NFLPA's Byron "Whizzer" White Award for his outstanding charitable efforts off the field. As the winner, Jenkins received \$100,000 to donate to the charity of his choice. Jenkins joined Brian Dawkins, Troy Vincent and Reggie White as Eagles who have won the Byron "Whizzer" White Award. Byron "Whizzer" White led the NFL in rushing yards in 1938 and 1940 and later served as a Supreme Court Justice from 1962-93.

MALCOLM & MORRISA

Jenkins and his wife, Morrisa, have two daughters, Elle and Selah. Malcolm and Morrisa met on Facebook while he was a senior at Ohio State. "She was at Southern Miss, so we talked on Facebook for a while and I just happened to get drafted by the Saints. New Orleans was only an hour and 10 minutes from where she was in Hattiesburg, so we started hanging out and the rest is history."

Morrisa recently started a company called Meaux Moisture (meauxmoisture.com), which sells all-natural body care products. "I give all the credit for my beard to my wife."



@MalcolmJenkins



@malcolmjenkins27



CAREER STATISTICS

Year	Team	GP/S	TACKLES					PASS DEFENSE						FUMBLES			DEF SNAPS	
			Total	Solo	Asst	TFL	Sacks	Int	Yds	Lg	TD	PD	QPH	FF	FR	Yds	No	Pct
2009	New Orleans	14/6	55	49	6	0	0.0	1	14	14	0	4	2	0	0	0	N/A	N/A
2010	New Orleans	15/15	64	54	10	3	1.0	2	105	96t	1	12	1	1	2	0	N/A	N/A
2011	New Orleans	15/15	77	63	14	0	1.0	0	0	--	0	9	4	1	1	30	N/A	N/A
2012	New Orleans	13/13	94	65	29	2	0.0	1	55	55t	1	7	2	0	0	0	873	77%
2013	New Orleans	14/14	68	44	24	4	2.5	2	35	31	0	6	3	2	0	0	819	84%
2014	Philadelphia	16/16	113	68	45	3	0.0	3	67	53t	1	14	0	0	1	0	1153	99%
2015	Philadelphia	16/16	120	92	28	13	0.0	2	99	99t	1	15	0	3	1	0	1214	99%
2016	Philadelphia	16/16	114	82	32	5	1.0	3	98	64t	2	13	3	0	1	0	1019	99%
2017	Philadelphia	16/16	119	83	36	11	1.0	2	0	0	0	12	5	1	1	0	948	92%
2018	Philadelphia	2/2	13	7	6	0	0.0	0	0	--	0	0	1	1	0	0	128	100%
Totals		137/129	837	607	230	41	6.5	16	473	99t	6	92	21	9	7	30	---	---

PLAYOFFS

2009	New Orleans	2/0	5	5	0	1	0.0	0	0	--	0	1	0	0	0	0	N/A	N/A
2010	New Orleans	0/0	0	0	0	0	0.0	0	0	--	0	0	0	0	0	0	N/A	N/A
2011	New Orleans	2/2	13	12	1	1	1.0	0	0	--	0	1	1	0	0	0	N/A	N/A
2013	New Orleans	2/2	8	4	4	0	0.0	0	0	--	0	0	0	0	0	0	118	100%
2017	Philadelphia	3/3	21	16	5	0	0.0	0	0	--	0	3	2	0	0	0	206	100%
Totals		9/7	47	37	10	2	1.0	0	0	--	0	5	3	0	0	0	---	---

ADDITIONAL STATISTICS

Blocked Field Goals: 2 - 12/17/17 at NYG (Aldrick Rosas); 11/25/12 vs. SF (David Akers)

Special Teams FFs: 3 - 2014 (1); 2009 (2) **Special Teams FRs:** 1 - 2009 (1) **Lost Fumbles:** 1 - 2017 (1)

Special Teams Tackles: 38 - 2017 (8); 2016 (3); 2015 (9); 2014 (4); 2013 (1); 2010 (4); 2009 (9)



CAREER HIGHLIGHTS (Continued)

- Since he joined the Eagles in 2014, is tied with **William Gay** and **Janoris Jenkins** for the 2nd-most INT-TDs (4) in the NFL, trailing only **Aqib Talib** (6). His 4 INT-TDs also rank 2nd in Eagles history, behind **Eric Allen** (5, 1988-94)
- Is one of six NFL players with 12+ INTs (12) and 6+ FFs (6) since 2013, joining **Marcus Peters** (19 INTs, 6 INTs), **Glover Quin** (19 INTs, 7 FFs), **Mike Adams** (15 INTs, 9 FFs), **Earl Thomas** (15 INTs, 7 FFs) and **Eric Weddle** (13 INTs, 6 FFs)

2018 - PHILADELPHIA EAGLES (2/2)

- Punched the ball out of Buccaneers WR **Mike Evans'** hands (fumble recovered by **Jordan Hicks**) in the fourth quarter at TB (9/6/18). Marked his 5th-career FF with the Eagles and 9th overall of his career. Also registered a season-high 9 tackles (5 solo)

2017 - PHILADELPHIA EAGLES (16/16, 3/3)

- Earned his second career **Pro Bowl** nod after finishing the regular season with a team-high 119 tackles, which marked the 2nd-highest total of his career (120 in 2015)
- Led the Eagles with 3 PDs in **Super Bowl LII** at NE (2/4/18), which tied a single-game career high

CAREER HIGHS

Tackles	14	9/20/15 vs. Dal.
Sacks	1.5	10/13/13 at NE
INTs	2	2x, last: 12/22/16 vs. NYG
PDs	3	10x, last: 2/4/18 at NE (SB)
FFs	2	9/27/15 at NYJ
FRs	1	7x, last: 12/25/17 vs. Oak.



2018 GAME-BY-GAME STATISTICS (PHI)

Date	Opp	GP/S	Tot	Solo	Sk	Int	PD	FF	FR	Snap	Pct
Sep 6	Atl	W	1/1	4	2	0.0	0	0	0	70	100%
Sep 16	at TB	L	1/1	9	5	0.0	0	0	1	58	100%
Sep 23	Ind										
Sep 30	at Ten										
Oct 7	Min										
Oct 11	at NYG										
Oct 21	Car										
Oct 28	at Jax										
Nov 11	Dal										
Nov 18	at NO										
Nov 25	NYG										
Dec 3	Was										
Dec 9	at Dal										
Dec 16	at LAR										
Dec 23	Hou										
Dec 30	at Was										
Totals		2/2	13	7	0.0	0	0	1	0	128	100%

2017 GAME-BY-GAME STATISTICS (PHI)

Date	Opp	GP/S	Tot	Solo	Sk	Int	PD	FF	FR	Snap	Pct
Sep 10	at Was	W	1/1	6	3	0.0	0	1	0	63	100%
Sep 17	at KC	L	1/1	6	4	0.0	0	1	0	53	100%
Sep 24	NYG	W	1/1	11	6	0.0	0	0	0	69	100%
Oct 1	at LAC	W	1/1	7	6	0.0	0	0	0	57	100%
Oct 8	Ari	W	1/1	9	5	0.0	0	2	0	60	100%
Oct 12	at Car	W	1/1	10	5	0.0	0	1	0	82	100%
Oct 23	Was	W	1/1	13	13	1.0	0	0	0	64	100%
Oct 29	SF	W	1/1	8	6	0.0	0	1	0	66	100%
Nov 5	Den	W	1/1	8	5	0.0	0	2	0	54	84%
Nov 19	at Dal	W	1/1	5	4	0.0	1	2	0	63	100%
Nov 26	Chi	W	1/1	4	3	0.0	1	1	0	44	80%
Dec 3	at Sea	L	1/1	6	6	0.0	0	0	0	62	100%
Dec 10	at LAR	W	1/1	4	3	0.0	0	0	0	48	100%
Dec 17	at NYG	W	1/1	10	6	0.0	0	1	0	88	100%
Dec 25	Oak	W	1/1	10	8	0.0	0	0	1	69	100%
Dec 31	Dal	L	1/1	2	0	0.0	0	0	0	6	9%
Totals		16/16	119	83	1.0	2	12	1	1	948	92%

PLAYOFFS

Date	Opp	GP/S	Tot	Solo	Sk	Int	PD	FF	FR	Snap	Pct
Jan 13	Atl	W	1/1	8	6	0.0	0	0	0	63	100%
Jan 21	Min	W	1/1	7	6	0.0	0	0	0	67	100%
Feb 4	at NE	W	1/1	6	4	0.0	0	3	0	76	100%
Totals		3/3	21	16	0.0	0	3	0	0	206	100%

CAREER HIGHLIGHTS (Continued)

- With the Raiders threatening to break a 10-10 tie late in the fourth quarter vs. Oak. (12/25/17), ripped the ball away from RB **Jalen Richard** and recovered the fumble
- Blocked his 2nd career FG in the fourth quarter at NYG (12/17/17) to preserve Philadelphia's lead in an eventual 34-29 win that secured a first-round playoff bye
- Snagged an INT for the 2nd consecutive game when he picked off Bears QB **Mitchell Trubisky** vs. Chi. (11/26/17)
- Registered his first INT of the season in Week 11 at Dal. (11/19/17) when he picked off Cowboys QB **Dak Prescott** in the end zone during the fourth quarter

2016 - PHILADELPHIA EAGLES (16/16)

- Was one of only four NFL players to produce 2 INT-TDs in 2016 (also **Eric Berry**, **Deion Jones** and **Bradley Roby**). Became just the fourth player in Eagles history to record multiple INT-TDs in a single season, joining **Lito Sheppard** (2 in 2004), **Eric Allen** (4 in 1993), **Seth Joyner** (2 in 1992) and **Bibbles Bawel** (2 in 1955)
- Intercepted Giants QB **Eli Manning** twice (1 for TD) vs. NYG (12/22/16), giving him his second-career multi-INT game. Became the first Eagle with 2 INTs and 1 TD in a single game since **Dimitri Patterson** (11/15/10 at Was.). His performance earned him his fourth-career **NFC Defensive Player of the Week** award (second with the Eagles)
- In his 100th career start, became the first player in team history to record an INT-TD in three consecutive seasons after picking off Redskins QB **Kirk Cousins** for a 64-yard score at Was. (10/16/16)

TOUCHDOWNS (7)


Date	Opponent	TDs
12/6/15	at New England Patriots (W, 35-28)	99-yard INT
12/12/10	vs. St. Louis Rams (W, 31-13)	96-yard INT
10/16/16	at Washington Redskins (L, 20-27)	64-yard INT
11/18/12	at Oakland Raiders (W, 38-17)	55-yard INT
9/28/14	at San Francisco 49ers (L, 21-26)	53-yard INT
12/22/16	vs. New York Giants (W, 24-19)	34-yard INT
12/26/11	vs. Atlanta Falcons (W, 45-16)	30-yard FR





6-2 | 295  **5th Year**

DOB: Sept. 24, 1992 (Age 25)

Lake City, Florida

Columbia High School



Florida State
D2-14 (48th overall)
by Baltimore
Acquired: T-Bal-17



2017

Originally selected by the Ravens in the 2nd round (48th overall) of the 2014 NFL Draft, **Tim Jernigan** was acquired by the Eagles in a trade with Baltimore during the 2017 offseason. In his debut season with Philadelphia, Jernigan totaled 33 tackles (21 solo), 9 TFL, 2.5 sacks and 18 QB pressures and hits in 15 games (all starts).

TACKLES FOR LOSS

EAGLES PLAYERS IN 2017

Brandon Graham	16
Vinny Curry	13
Malcolm Jenkins	11
Tim Jernigan	9
Derek Barnett	9

Jernigan has posted 4.0+ sacks in three of his first four NFL seasons, including a career-high 5.0 sacks with Baltimore in 2016.

THREE STEP DROP

First job: Bag boy at Winn-Dixie

Hobbies: Antique cars.
Owns 1964 and 1972 Chevrolet Impalas

Bucket list: Learning how to ski

If he could play another sport:
"Every big man dreams of being a point guard. I would've definitely been a point guard if I could've had it my way."

Best players he's lined up against:
Mike and Maurkice Pouncey

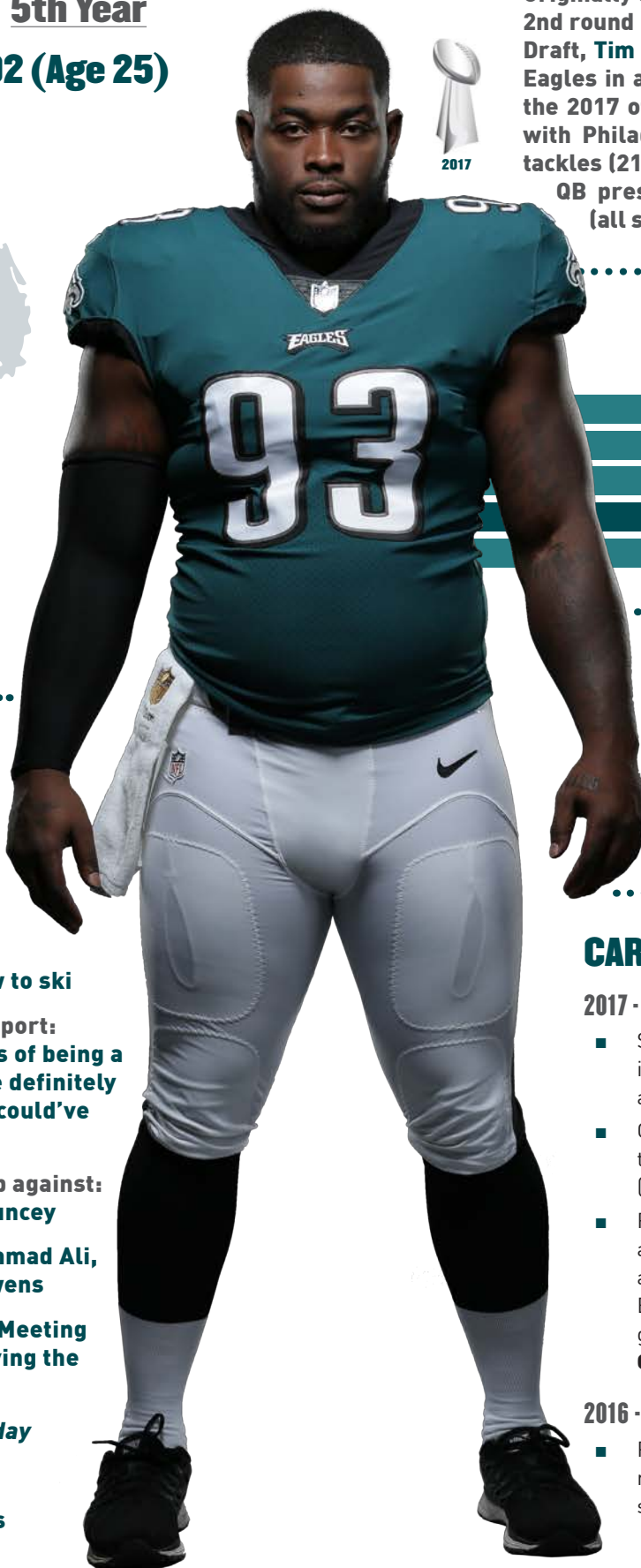
Favorite athletes: Muhammad Ali, Mike Tyson, Terrell Owens

Moment left star struck: Meeting Michael Vick after playing the Steelers in 2015

Favorite movie: *Next Friday*

Favorite TV show: *Power*

Favorite music: Rick Ross



CAREER HIGHLIGHTS

2017 - PHILADELPHIA EAGLES (15/15, 3/3)

- Sacked Cowboys QB **Dak Prescott** in the fourth quarter of the 37-9 win at Dal. (11/19/17)
- Combined with **Brandon Graham** to sack Chiefs QB **Alex Smith** at KC (9/17/17)
- Recorded his first sack as an Eagle against Redskins QB **Kirk Cousins** at Was. (9/10/17). Became the first Eagles DL to post a sack in his first game with the team since **Fletcher Cox** on 9/9/12 at Cleveland

2016 - BALTIMORE RAVENS (16/15)

- Produced 31 tackles (16 solo) and registered career highs with 5.0 sacks and 9 TFL



CAREER STATISTICS

Year	Team	GP/S	TACKLES					PASS DEFENSE						FUMBLES			DEF SNAPS	
			Total	Solo	Asst	TFL	Sacks	Int	Yds	Lg	TD	PD	QPH	FF	FR	Yds	No	Pct
2014	Baltimore	12/3	23	11	12	3	4.0	0	0	--	0	0	10	0	0	0	304	28%
2015	Baltimore	15/6	37	18	19	4	4.0	0	0	--	0	0	14	0	0	0	531	50%
2016	Baltimore	16/15	31	16	15	9	5.0	1	0	0	0	3	11	0	1	0	630	60%
2017	Philadelphia	15/15	33	21	13	9	2.5	0	0	--	0	0	18	0	0	0	492	48%
Totals		58/39	125	66	59	25	15.5	1	0	0	0	3	53	0	1	0	---	---

PLAYOFFS

2014	Baltimore	1/0	2	2	0	1	1.0	0	0	--	0	0	2	0	0	0	18	26%
2017	Philadelphia	3/3	7	2	5	0	0.0	0	0	--	0	0	2	0	0	0	95	46%
Totals		4/3	9	4	5	1	1.0	0	0	--	0	0	4	0	0	0	---	---

CAREER HIGHS

Tackles	6	3x, last: 9/18/16 at Cle.
Sacks	2.0	12/14/14 vs. Jax.
INTs	1	11/6/16 vs. Pit.
PDs	2	9/25/16 at Jax.
FFs	--	---
FRs	1	10/23/16 at NYJ

CAREER HIGHLIGHTS (Continued)

- Intercepted a Steelers QB **Ben Roethlisberger** pass tipped by DT **Brandon Williams** for his first career INT in the 21-14 victory vs. Pit. (11/6/16)
- Recorded his first career fumble recovery and tallied 4 tackles, 2 hurries and 1.0 sack at NYJ (10/23/16)
- Posted 2 tackles, a career-high 2 PDs (one of which led to an INT) and 1.0 sack in the 19-17 win at Jax. (9/25/16)
- Tied his career-high with 6 tackles (4 solo) and notched 1.0 sack, 3 hurries and 2 TFL in a 25-20 win at Cle. (9/18/16)

2015 - BALTIMORE RAVENS (15/6)

- Established a career high with 37 tackles (18 solo) and added 4.0 sacks for a second consecutive season
- Led all Ravens defensive linemen with a career-high-tying 6 tackles at Cin. (1/3/16)
- Posted a career-high 6 tackles (3 solo) vs. KC (12/20/15)

2014 - BALTIMORE RAVENS (12/3, 1/0)

- Contributed 23 tackles (11 solo) and 4.0 sacks as a rookie
- Saw action in his first career postseason game, posting 2 tackles and 1.0 sack in the Divisional playoff at NE (1/10/15)
- Started his first career game vs. Jax. (12/14/14), tallying 4 tackles (3 solo) and a career-high 2.0 sacks
- Collected 4 tackles and his first career sack in the 21-7 victory vs. Ten. (11/9/14)
- Saw action in his first career NFL game and recorded the first tackles (2) of his career vs. Cin. (9/7/14)



BIRDSEED

Jernigan prepped at Columbia High School (Lake City, FL), where he earned U.S. Army All-American and All-USA first-team defense recognition (*USA Today*), was named to the 2010 All-First Coast first-team (*Florida Times-Union*) and was rated a five-star defensive lineman (*Scout.com*). Jernigan recorded 77 tackles, 32 TFL, 14.0 sacks and 1 INT as a senior, while also scoring 4 goal-line TDs as a short-yardage running back.



6-6 | 317  **6th Year**

DOB: May 8, 1990 (Age 28)



Oklahoma
D1-13 (4th overall)
by Philadelphia



AP
2017



2017



Lane Johnson was originally selected by the Eagles with the No. 4-overall pick in the 2013 NFL Draft. One of the league's top offensive tackles, Johnson played a vital role on Philadelphia's **Super Bowl LII**-winning offensive line and finished the 2017 season with his first career Pro Bowl nod as well as first-team All-Pro honors from the *Associated Press*.

CAREER HIGHLIGHTS

- Earned his first career **Pro Bowl** nod and first-team **All-Pro** honors from the *Associated Press* after playing an integral role on the Eagles' **Super Bowl LII**-winning offensive line. In 2017, helped the team rank 3rd in the NFL in offensive points (414, tied) and rushing offense (132.2) and 7th in total offense (365.8)
- Started all 16 games in 2015, opening 14 contests at RT and his first 2 career starts at LT at Dal. (11/8/15) and vs. Mia. (11/15/15)
- Opened 12 contests at RT in 2014, helping pave the way for the NFL's 3rd-leading rusher, **LeSean McCoy** (1,319 yards). Allowed just 1 sack
- In 2013, helped the Eagles set then-team records in points (442) and total yards (6,676). Was part of an offensive line that blocked for the NFL's leading rusher, **LeSean McCoy** (team-record 1,607 yards)
- Made his debut at Was. (9/9/13), becoming the first Eagles rookie to start at tackle on opening day since **John Welbourn** in 1999

THREE STEP DROP

Hobbies: Hunting and fishing

Favorite movie: *Forrest Gump*

Favorite TV show: *Impractical Jokers*

First job: Grave digger in high school

Biggest pet peeve: Drivers that take a long time to make a turn

Favorite teams/athletes
growing up: Houston Rockets,
Green Bay Packers & Brett Favre

If he could play another sport,
what position/team: **Small**
forward, Houston Rockets

Three favorite throwback jerseys:
Hakeem Olajuwon, Houston
Rockets; Michael Vick, Atlanta
Falcons; Bo Jackson, Los
Angeles Raiders

COLLEGE HIGHLIGHTS

- As a senior in 2012, started 11 games at LT and garnered third-team All-America accolades from *CBSSports.com* and second-team All-Big 12 honors from the league's coaches. Anchored a Sooner offense that ranked 12th in the nation with 497.9 total yards per game and posted a team-best 123 knockdowns. Led the Big 12 with 19 TD-resulting blocks



LIFE IN THE FAST LANE

Johnson did not start playing football until the 7th grade when he was a quarterback for his middle school team in Coldspring, TX. He earned all-state honors as a QB in high school, but did not receive a scholarship offer.

He began his college career at Kilgore (TX) College, where, at 202 pounds, he quarterbacked the Rangers in 2008. After transferring to Oklahoma as a tight end in 2009, he redshirted for one year before playing tight end and defensive end in 2010.

He finally settled in as a right tackle in 2011 before moving to the left side in 2012.

MOTHER'S INFLUENCE

Johnson credits his mother, Ray Ann, for being where he is today. Ray Ann has a degree in criminal justice and works as a social worker with death-row inmates at a prison in Riverside, TX. Lane was proud to purchase his mother a new home in 2014.

"She was a single mother and she raised me by herself. She didn't have a lot, but she made sure I was happy."

FAMILY TIES

Johnson leans on the advice of his father-in-law, John Goodman, who played defensive line for the Pittsburgh Steelers from 1981-85.

"He's been a mentor to me. He's been in my shoes - been there, done that. He's taught me how to best work through adversity and the tough times."

SMALL TOWN ROOTS

Johnson's graduating class from Groveton High School consisted of just 35 students. In fact, Groveton's listed population in 2010 was just 1,057.

Johnson played quarterback and safety at Groveton, where he was an all-region and honorable mention all-state selection. Johnson also lettered in track and field, as he placed 4th in the shot put at the state's track championships. He was also a member of Groveton's baseball and basketball teams.

BIRDSEED

Johnson and his wife, Chelsea, reside in Edmond, OK. They have a son, Jace; a daughter, Journey Lane; and a dog, Mox. Johnson majored in human relations at Oklahoma.



@Lanejohnson65



@lanejohnson65

CAREER STATISTICS

			STARTS		OFF SNAPS	
Year	Team	GP/S	LT	RT	No	Pct
2013	Philadelphia	16/16	0	16	1102	100%
2014	Philadelphia	12/12	0	12	889	76%
2015	Philadelphia	16/16	2	14	1156	100%
2016	Philadelphia	6/6	0	6	407	36%
2017	Philadelphia	15/15	0	15	964	85%
2018	Philadelphia	2/2	0	1	151	100%
Totals		67/67	2	65	---	---

PLAYOFFS						
Year	Team	GP/S	LT	RT	No	Pct
2013	Philadelphia	1/1	0	1	58	100%
2017	Philadelphia	3/3	0	3	207	100%
Totals		4/4	0	4	---	---



COLLEGE HIGHLIGHTS (Continued)

- Started 12 games at RT as a junior in 2011 as the Sooners ranked 10th in the nation in scoring (39.5 ppg), 5th in offense (512.3 ypg) and 5th in passing (349.4 ypg), while allowing the 7th-fewest sacks in the nation (11)
- Began his sophomore season in 2010 as a TE before converting to the defensive line
- Was a two-time Academic All-Big 12 first-team honoree
- Redshirted in 2009 after transferring from Kilgore (TX)
- Appeared in 9 games as a reserve QB at Kilgore, completing 32 of 61 passes for 510 yards, 3 TDs and 7 INTs, while adding 24 yards and 1 TD on 17 carries

TRANSACTIONS

2013	Drafted by PHI in 1st round (4th overall) <i>Signed 4-year contract</i>
7/23/14	Suspended by NFL for 4 games
9/29/14	Activated from reserve/suspended list
1/29/16	Signed 6-year contract through 2021
10/11/16	Suspended by NFL for 10 games
12/20/16	Activated from reserve/suspended list



5-11 | 194  **1st Year**
DOB: Feb. 24, 1992 (Age 26)



Ohio State
UDFA ('17) by Philadelphia
Acquired: FA-18



Cameron Johnston rejoined the Eagles in 2018 after originally spending training camp with the team as an undrafted rookie in 2017. The Australia native played collegiately at Ohio State, where he led the Big Ten and ranked 5th in the nation with a 46.7 punting average as a senior in 2016.

PUNTING AVERAGE OHIO STATE CAREER HISTORY

Andy Groom (2001-02)	45.0
C. Johnston (2013-16)	44.9
Tom Tupa (1984-87)	44.7

NCAA PLAYERS IN 2016

J. Townsend (Florida)	47.9
M. Wishnowsky (Utah)	47.7
Michael Dickson (Texas)	47.4
J.K. Scott (Alabama)	47.2
C. Johnston (Ohio State)	46.7

BIRDSEED

In 2010, Johnston was drafted by the Melbourne Demons of the Australian Football League with the 52nd selection in the NAB Rookie Draft. Although he never played in a game for Melbourne, he made 6 appearances for the Casey Scorpions, a reserve squad for Melbourne which competes in the Victorian Football League.

Johnston trained at Prokick Australia in Melbourne, where he worked with founder Nathan Chapman to hone his craft in order to make the transition to American football.



@Cam_Johnston



@camjohnston

Johnston landed 109 punts inside the 20 during his career, shattering the previous Ohio State record of 78 set by A.J. Trapasso (2005-08).

CAREER HIGHLIGHTS

2018 - PHILADELPHIA EAGLES (2/0)

- Through Week 2, leads the NFL with a gross punting average of 53.9 yards
- Recorded the 2nd-highest single-game gross punting average in Eagles history (56.0) at TB (9/16/18) and landed three punts inside the 20
- Made his NFL debut vs. Atl. (9/6/18) and registered 6 punts for 313 yards (52.2 gross avg.; 47.0 net avg.)

COLLEGE HIGHLIGHTS

- Finished second all-time in Ohio State history with a 44.9 punting average, trailing only **Andy Groom** (45.0)
- In 2016, was named Big Ten Eddleman-Fields Punter of the Year, earned first-team All-Big Ten honors and was a second-team All-America selection. Also was a finalist for the Ray Guy Award. Ranked 5th in the nation in punting average (46.7)
- Named second-team All-Big Ten and was a semifinalist for the Ray Guy Award after ranking 2nd in the Big Ten in punting average (43.9) in 2015



CAREER STATISTICS

Year	Team	GP	No	Yds	Avg	Opp Ret	Yds	TB	Net Yds	Net Avg	In20	Lg	Blk	ST
2018	Philadelphia	2	11	593	53.9	6	40	2	513	46.6	4	65	0	0
Totals		2	11	593	53.9	6	40	2	513	46.6	4	65	0	0

CAREER HIGHS

Punts	6	9/6/18 vs. Atl.
Yards	313	9/6/18 vs. Atl.
Long	65	9/6/18 vs. Atl.
Inside 20	3	9/16/18 at TB
Gross Avg.	56.0	9/16/18 at TB
Net Avg.	47.0	9/6/18 vs. Atl.

2018 GAME-BY-GAME STATISTICS (PHI)

Date	Opp		No	Yds	Avg	Net	TB	In20	Lg	Blk
Sep 6	Atl	W	6	313	52.2	47.0	1	1	65	0
Sep 16	at TB	L	5	280	56.0	46.2	1	3	65	0
Sep 23	Ind									
Sep 30	at Ten									
Oct 7	Min									
Oct 11	at NYG									
Oct 21	Car									
Oct 28	at Jax									
Nov 11	Dal									
Nov 18	at NO									
Nov 25	NYG									
Dec 3	Was									
Dec 9	at Dal									
Dec 16	at LAR									
Dec 23	Hou									
Dec 30	at Was									
Totals			11	593	53.9	46.6	2	4	65	0

COLLEGE HIGHLIGHTS (Continued)

- Earned honorable mention All-Big Ten recognition and was a semifinalist for the Ray Guy Award after leading the Big Ten in punting average (45.1) in 2014

TRANSACTIONS

2017	Signed by PHI as UDFA
9/2/17	Waived by PHI
1/3/18	Signed by PHI to reserve/future contract





6-0 | 181  **2nd Year**
DOB: May 21, 1996 (Age 22)



**Diamond Bar,
California**

**West Covina
High School**



Washington
D2-17 (43rd overall)
by Philadelphia



Sidney Jones was selected by the Eagles in the 2nd round (43rd overall) of the 2017 NFL Draft and made his career debut in Week 17 vs. Dallas. Jones attended the University of Washington, where he was a two-time first-team All-Pac-12 selection (2015-16) and second-team All-America honoree in 2016. In 40 career games with the Huskies, Jones posted 145 tackles, 30 PDs, 9 INTs, 6 FFs and 3 FRs.

CAREER INTERCEPTIONS

WASHINGTON PLAYERS (SINCE 1996)

Marcus Peters (2012-14)	11
Sean Parker (2010-13)	11
Derrick Johnson (2000-04)	11
Sidney Jones (2014-16)	9
Evan Benjamin (2002-05)	8
Tony Parrish (1996-97)	8

CAREER HIGHLIGHTS

2017 - PHILADELPHIA EAGLES (1/0, 0/0)

- Activated from the Non-Football Injury List (Achilles) to the 53-man roster in Week 17 and recorded 3 tackles (2 solo) in his NFL debut vs. Dal. (12/31/17). Saw action in 29 defensive snaps at cornerback and 7 special teams snaps on the punt return unit

COLLEGE HIGHLIGHTS

- In 2016, was named second-team All-America (*Sports Illustrated*, Football Writers) while garnering first-team All-Pac-12 accolades
- Started all 14 games of the 2016 season and finished with 9 PDs, 3 INTs and 2 FFs. Made 7 tackles in the win at Arizona (9/24/16), earning himself the team's defensive player of the week honors. Named the Pac-12 Player of the Week after intercepting two passes and adding two other PDs in a win at California (11/5/16). Totaled 3 tackles and 1 FF in the Pac-12 Championship Game victory vs. Colorado (12/2/16)

THREE STEP DROP

Nickname: Sid the Kid

Bucket list: Skydiving

Surprisingly good at: Cooking

If he could play another sport, what position/team: Center, L.A. Lakers

Players he models his game after: Marcus Peters, Richard Sherman, Desmond Trufant

Favorite athletes growing up: Randy Moss, Kobe Bryant

Favorite movie: Transformers

Favorite music: Hip Hop, R&B

Favorite meal: Pasta

Three favorite throwback jerseys: Kobe Bryant, Los Angeles Lakers; Kevin Durant, Seattle Supersonics; Allen Iverson, Philadelphia 76ers



CAREER STATISTICS

			TACKLES					PASS DEFENSE						FUMBLES			DEF SNAPS	
Year	Team	GP/S	Total	Solo	Asst	TFL	Sacks	Int	Yds	Lg	TD	PD	QPH	FF	FR	Yds	No	Pct
2017	Philadelphia	1/0	3	2	1	0	0.0	0	0	--	0	0	0	0	0	0	29	3%
2018	Philadelphia	2/0	6	2	4	1	0.0	0	0	--	0	0	0	0	0	0	76	59%
Totals		3/0	9	4	5	1	0.0	0	0	--	0	0	0	0	0	0	---	---

PLAYOFFS

2017	Philadelphia	0/0	0	0	0	0	0.0	0	0	--	0	0	0	0	0	0	0	0%
Totals		0/0	0	0	0	0	0.0	0	0	--	0	0	0	0	0	0	---	---

CAREER HIGHS

Tackles	4	9/6/18 vs. Atl.
Sacks	--	---
INTs	--	---
PDs	--	---
FFs	--	---
FRs	--	---

2018 GAME-BY-GAME STATISTICS (PHI)

Date	Opp	GP/S	Tot	Solo	Sk	Int	PD	FF	FR	Snap	Pct
Sep 6	Atl	W	1/0	4	2	0.0	0	0	0	45	64%
Sep 16	at TB	L	1/0	2	0	0.0	0	0	0	31	53%
Sep 23	Ind										
Sep 30	at Ten										
Oct 7	Min										
Oct 11	at NYG										
Oct 21	Car										
Oct 28	at Jax										
Nov 11	Dal										
Nov 18	at NO										
Nov 25	NYG										
Dec 3	Was										
Dec 9	at Dal										
Dec 16	at LAR										
Dec 23	Hou										
Dec 30	at Was										
Totals			2/0	6	2	0.0	0	0	0	76	59%



BIRDSEED

Jones prepped at West Covina (CA) High School, where he was named Hacienda League Defensive Player of the Year and earned first-team All-CIF Southern Section Southeast Division honors at defensive back as a senior in 2013. Jones, who played cornerback, free safety, running back and wide receiver while also returning kicks and punts for the Bulldogs, helped lead West Covina into the CIF Southern Section Southeast Division playoffs that year as well.

As a junior in 2012, Jones received first-team All-CIF SS Southeast Division and first-team All-Hacienda League honors at defensive back and helped lead the Bulldogs to the CIF-SS Southeast Division semifinals. As a sophomore in 2011, West Covina finished the season 13-1 and won the CIF-SS Southeast Division, beating La Serna, 84-21, in the championship game. That squad scored 240 points in four postseason contests.



@SidneyJonesIV



@sidneyjonesiv



6-3 | 295  **8th Year**

DOB: Nov. 5, 1987 (Age 30)



Cincinnati
D6a-11 (191st overall)
by Philadelphia

AP
 2017



Originally selected by the Eagles in the 6th round (191st overall) of the 2011 NFL Draft out of the University of Cincinnati, **Jason Kelce** is a two-time Pro Bowler and was named first-team All-Pro by the *Associated Press* following the 2017 season. The veteran center has led the Eagles in offensive snaps in each of the last three seasons (2015-17).

CAREER HIGHLIGHTS

- Named first-team **All-Pro** by the *Associated Press* after playing an integral role on the Eagles' **Super Bowl LII**-winning offensive line. In 2017, helped the team rank 3rd in the NFL in offensive points (414, tied) and rushing offense (132.2) as well as 7th in total offense (365.8)
- In 2016, earned his second **Pro Bowl** nod in three seasons after seeing action in all 1,133 of the Eagles' offensive snaps
- Voted to the **Pro Bowl** for the first time in 2014, becoming the first Eagles center to gain such recognition since **Jim Ringo** was named to his 10th Pro Bowl following the 1967 campaign
- Was the recipient of the team's **Ed Block Courage Award** in 2013. The award honors those NFL players who exemplify commitment to the principles of sportsmanship and courage and is given by a vote of the team for efforts as well as individual performance. Also garnered *USA Today's* 2013 All-Joe team honors, which recognizes the NFL players whose work doesn't necessarily garner headlines, but is integral to their team's success
- In 2013, helped the Eagles set a team record with 6,676 total yards and a then-team record 442 points
- Was named to *Dallas Morning News* columnist Rick Gosselin's NFL All-Rookie team after starting all 16 games for an offense that set a team record in first downs (356) and a then-team record in total net yards (6,386)

THREE STEP DROP

If he could play another sport: **Center for the Philadelphia Flyers**

First job: **Worked a youth hockey camp when he was 14 years old**

First football team: **Played LB and FB for the Roxboro Rockets in 7th grade**

Three items needed on deserted island: **Duct tape, lighter, fishing pole**

Three favorite throwback jerseys: **Chuck Bednarik, Philadelphia Eagles
 Jim Brown, Cleveland Browns
 Wayne Gretzky, Edmonton Oilers**

Pregame ritual: **Listens to Christmas music and combs his beard**

Favorite movies: ***The Big Lebowski* and *The Last Gladiators***

Favorite teams/athletes as a kid: **All Cleveland teams.
 Michael Jordan, Wayne Gretzky and Jerome Bettis**



CAREER STATISTICS

			STARTS	OFF SNAPS	
Year	Team	GP/S	C	No	Pct
2011	Philadelphia	16/16	16	N/A	N/A
2012	Philadelphia	2/2	2	136	12%
2013	Philadelphia	16/16	16	1095	99%
2014	Philadelphia	12/12	12	828	70%
2015	Philadelphia	16/16	16	1156	100%
2016	Philadelphia	16/16	16	1133	100%
2017	Philadelphia	16/16	16	1079	95%
2018	Philadelphia	2/2	2	150	99%
Totals		96/96	96	---	---

PLAYOFFS					
2013	Philadelphia	1/1	1	58	100%
2017	Philadelphia	3/3	3	207	100%
Totals		4/4	4	---	---

CAREER HIGHLIGHTS (Continued)

- Became the first Eagles rookie offensive lineman to start all 16 games since **Doug Brzezinski** did so in 1999 and the first rookie in team history to start every game at center

COLLEGE HIGHLIGHTS

- Started his final 38 games at Cincinnati during a 47-game career – 26 at left guard and 12 at center
- Started 12 games at center in 2010, and was an All-American honorable mention and All-Big East Conference first-team selection by *The NFL Draft Report*, adding second-team All-Big East honors from the league's coaches
- As a junior in 2009, earned All-Big East Conference second-team honors while starting all 13 games at left guard
- In 2008, earned Sophomore All-American third-team and All-Big East Conference second-team honors from *The NFL Draft Report* in his first season as a starter
- In 2007, the former walk-on linebacker added more than 40 pounds to his frame during the offseason, shifting to the offensive line, where he competed in nine games as a reserve at center and both offensive guard positions
- Joined the team as a walk-on in 2006, earning Scout Team Defensive Player of the Year honors while lining up as a 240-pound linebacker

TRANSACTIONS

- 2011** Drafted by PHI in 6th round (191st overall)
Signed 4-year contract
- 9/8/12** Placed on Injured Reserve (knee)
- 2/27/14** Signed by PHI to a 7-year contract through 2020



HUNGRY DOGS RUN FASTER

Dressed in Mummers regalia at the podium atop the steps of the Philadelphia Museum of Art, Kelce closed the Eagles' Parade of Champions with an emotional, powerful and memorable speech that solidified his unique place in Philadelphia folklore. Inspired by the "underdog" theme associated with the Eagles' playoff run, Kelce delivered an ode to his teammates and the resilient spirit of the city of Philadelphia.

"It was a very real moment for myself and I think that the fans and really everybody watching it picked up on that as well, that it was really coming from the heart. It wasn't some sort of show, even though it might have looked like it with the Mummer outfit and all the spectacle around it. It was something that came from a burning place down inside that had been engrained through a lot of hard work, a lot of failures, a lot of success throughout my entire career, and the same thing with the city and this entire organization."

FOOTBALL IS FAMILY

Kelce comes from a football lineage, as his younger brother, Travis, was a teammate at Cincinnati (2008-10) as a tight end and was drafted by Kansas City in 2013. His uncle, Don Blalock, played defensive tackle for Purdue (1976-77) and his grandfather, Don Blalock, played football at Ohio University.

BIRDSEED

Kelce is the son of Donna and Ed Kelce. Donna works in banking, while Ed is a sales rep in the steel business. He cites his dad as the biggest influence on his career.

Kelce graduated from Cincinnati with a bachelor's degree in marketing.



6-3 | 270  **11th Year**
DOB: March 28, 1985 (Age 33)

**Charlottesville,
Virginia**



**St. Anne's-
Belfield School**



Virginia
D1-08 (2nd overall)
by St. Louis
Acquired: FA-NE-17



Chris Long is one of four players in NFL history to win back-to-back **Super Bowls** with different teams, doing so with the Patriots in 2016 and the Eagles in 2017. In his first year with Philadelphia, Long led the team with a career-high 4 FFs. He also tied for the team lead with 13 QB pressures and hits during the playoffs.

MOST STRIP-SACKS

NFL PLAYERS SINCE 2017

Yannick Ngakoue (Jax.)	6.0
Chris Long (Phi.)	4.5
Joey Bosa (LAC)	4.0
Aaron Donald (LAR)	4.0
B. Irvin (Oak.)	4.0
D. Lawrence (Dal.)	4.0
Terrell Suggs (Bal.)	4.0

FORCED FUMBLES

NFL PLAYERS IN 2017

6	Yannick Ngakoue (Jax.)
5	Lavonte David (TB)
5	Aaron Donald (LAR)
4	Chris Long (Phi.)
4	Several players tied

EAGLES PLAYERS IN 2017

4	Chris Long
2	Brandon Graham
1	Several players tied

MOST SACKS

EAGLES PLAYERS IN 2017

9.5	Brandon Graham
5.5	Fletcher Cox
5.0	Chris Long
5.0	Derek Barnett
3.0	Vinny Curry

CAREER HIGHLIGHTS

- Is one of just four players in NFL history to win back-to-back **Super Bowls** with different teams (2016-17, NE & Phi.), joining **LeGarrette Blount** (2016-17, NE & Phi.), **Deion Sanders** (1993-94, SF & Dal.) and **Ken Norton Jr.** (1992-93, Dal. & SF) (according to NFL research)

2018 - PHILADELPHIA EAGLES (2/0)

- Recorded a sack and forced fumble of Falcons QB **Matt Ryan** in the season-opening win vs. Atl. (9/6/18)

2017 - PHILADELPHIA EAGLES (16/1, 3/0)

- Tied for the team lead with 13 QB pressures and hits during the Eagles' **Super Bowl LII**-winning postseason run





CAREER STATISTICS

			TACKLES					PASS DEFENSE						FUMBLES			DEF SNAPS	
Year	Team	GP/S	Total	Solo	Asst	TFL	Sacks	Int	Yds	Lg	TD	PD	QPH	FF	FR	Yds	No	Pct
2008	St. Louis	16/16	61	40	21	10	4.0	0	0	--	0	0	12	0	1	2	N/A	N/A
2009	St. Louis	16/4	56	36	20	7	5.0	0	0	--	0	1	12	1	0	0	N/A	N/A
2010	St. Louis	16/16	35	22	13	8	8.5	0	0	--	0	2	20	3	1	0	N/A	N/A
2011	St. Louis	16/16	46	30	16	15	13.0	0	0	--	0	2	21	1	0	0	N/A	N/A
2012	St. Louis	16/16	56	35	21	15	11.5	0	0	--	0	1	19	0	0	0	877	82%
2013	St. Louis	16/16	59	35	24	13	8.5	0	0	--	0	3	12	2	2	45	839	79%
2014	St. Louis	6/6	21	11	10	3	1.0	0	0	--	0	0	1	0	1	0	232	22%
2015	St. Louis	12/5	29	18	11	2	3.0	0	0	--	0	0	5	1	0	0	484	42%
2016	New England	16/7	35	22	13	7	4.0	0	0	--	0	3	10	1	1	0	677	65%
2017	Philadelphia	16/1	32	23	9	3	5.0	0	0	--	0	0	38	4	0	0	495	48%
2018	Philadelphia	2/0	6	3	3	2	1.0	0	0	--	0	0	8	1	0	0	64	50%
Totals		148/103	436	275	161	85	64.5	0	0	--	0	12	158	14	6	47	---	---

PLAYOFFS

2016	New England	3/0	1	1	0	0	0.0	0	0	--	0	0	1	0	0	0	62	33%
2017	Philadelphia	3/0	5	4	0	0	0.0	0	0	--	0	0	13	0	1	0	92	45%
Totals		6/0	6	5	0	0	0.0	0	0	--	0	0	14	0	1	0	---	---

ADDITIONAL STATISTICS

Fumble Recovery TD: 11/10/13 vs. Indianapolis (45 yards)

CAREER HIGHS

Tackles	8	3x, last: 9/15/13 at Atl.
Sacks	3.0	3x, last: 10/28/13 vs. Sea.
PDs	1	12x, last: 1/1/17 at Mia.
FFs	1	14x, last: 9/6/18 vs. Atl.
FRs	1	7x, last: 1/21/18 vs. Min. (Conf.)

CAREER HIGHLIGHTS (Continued)

- Registered 8 QB pressures and hits in the NFC Championship vs. Min. (1/21/18), one of which forced a **Case Keenum** INT that was returned 50 yards for a TD by **Patrick Robinson**. The pick-6 tied the score at 7-7 in the first quarter and sparked an Eagles run of 38 unanswered points. Also recovered a red zone fumble in the second quarter
- Registered a team-leading, career-high 4 FFs and tied for 2nd in the NFL with 4.0 strip-sacks in the regular season, trailing only **Yannick Ngakoue** (6.0). Also finished 2nd on the defense with 38 QB pressures
- Posted a strip-sack and a career-high 8 QB pressures and hits of Raiders QB **Derek Carr** vs. Oak. (12/25/17)
- Made a game-defining play in the fourth quarter at LAR (12/10/17) when he strip-sacked Rams QB **Jared Goff** deep in Rams' territory (recovered by **Rodney McLeod**). The turnover set up a game-winning FG by **Jake Elliott**
- Sacked Broncos QB **Brock Osweiler** in the third quarter vs. Den. (11/5/17) and jarred the ball loose

2018 GAME-BY-GAME STATISTICS (PHI)

Date	Opp		GP/S	Tot	Solo	Sk	Int	PD	FF	FR	Snaps	Pct
Sep 6	Atl	W	1/0	4	1	1.0	0	0	1	0	39	56%
Sep 16	at TB	L	1/0	2	2	0.0	0	0	0	0	25	43%
Sep 23	Ind											
Sep 30	at Ten											
Oct 7	Min											
Oct 11	at NYG											
Oct 21	Car											
Oct 28	at Jax											
Nov 11	Dal											
Nov 18	at NO											
Nov 25	NYG											
Dec 3	Was											
Dec 9	at Dal											
Dec 16	at LAR											
Dec 23	Hou											
Dec 30	at Was											
Totals			2/0	6	3	1.0	0	0	1	0	64	50%





2017 GAME-BY-GAME STATISTICS (PHI)

Date	Opp		GP/S	Tot	Solo	Sk	Int	PD	FF	FR	Snaps	Pct
Sep 10	at Was	W	1/0	2	1	0.0	0	0	0	0	26	41%
Sep 17	at KC	L	1/0	1	1	1.0	0	0	0	0	20	38%
Sep 24	NYG	W	1/0	0	0	0.0	0	0	0	0	27	39%
Oct 1	at LAC	W	1/0	1	1	1.0	0	0	1	0	21	37%
Oct 8	Ari	W	1/0	1	1	0.0	0	0	0	0	29	48%
Oct 12	at Car	W	1/0	2	1	0.0	0	0	0	0	41	50%
Oct 23	Was	W	1/0	2	2	0.0	0	0	0	0	38	59%
Oct 29	SF	W	1/0	1	0	0.0	0	0	0	0	33	50%
Nov 5	Den	W	1/0	3	2	1.0	0	0	1	0	35	55%
Nov 19	at Dal	W	1/0	4	3	0.0	0	0	0	0	31	49%
Nov 26	Chi	W	1/0	1	1	0.0	0	0	0	0	27	49%
Dec 3	at Sea	L	1/0	2	1	0.0	0	0	0	0	26	42%
Dec 10	at LAR	W	1/0	2	2	1.0	0	0	1	0	18	43%
Dec 17	at NYG	W	1/0	0	0	0.0	0	0	0	0	39	44%
Dec 25	Oak	W	1/0	3	2	1.0	0	0	1	0	42	61%
Dec 31	Dal	L	1/1	6	5	0.0	0	0	0	0	42	62%
Totals			16/1	32	23	5.0	0	0	4	0	495	48%

PLAYOFFS

Jan 13	Atl	W	1/0	1	1	0.0	0	0	0	0	20	32%
Jan 21	Min	W	1/0	2	2	0.0	0	0	0	1	31	46%
Feb 4	at NE	W	1/0	2	1	0.0	0	0	0	0	41	54%
Totals			3/0	5	4	0.0	0	0	0	1	92	45%

2016 GAME-BY-GAME STATISTICS (NE)

Date	Opp		GP/S	Tot	Solo	Sk	Int	PD	FF	FR	Snaps	Pct
Sep 11	at Ari	W	1/1	3	3	1.0	0	0	0	0	39	64%
Sep 18	Mia	W	1/1	2	2	0.0	0	1	0	1	45	70%
Sep 22	Hou	W	1/1	2	0	0.0	0	1	0	0	55	78%
Oct 2	Buf	L	1/1	4	2	0.0	0	0	0	0	60	77%
Oct 9	at Cle	W	1/0	1	0	0.0	0	0	0	0	47	75%
Oct 16	Cin	W	1/1	3	1	0.0	0	0	0	0	41	60%
Oct 23	at Pit	W	1/1	2	1	0.0	0	0	0	0	50	69%
Oct 30	at Buf	W	1/1	4	4	0.0	0	0	0	0	53	69%
Nov 13	Sea	L	1/0	0	0	0.0	0	0	0	0	37	53%
Nov 20	at SF	W	1/0	3	1	0.0	0	0	0	0	45	71%
Nov 27	at NYJ	W	1/0	1	1	1.0	0	0	1	0	30	53%
Dec 4	LAR	W	1/0	1	1	1.0	0	0	0	0	30	59%
Dec 12	Bal	W	1/0	4	2	0.0	0	0	0	0	46	66%
Dec 18	at Den	W	1/0	2	2	0.0	0	0	0	0	33	53%
Dec 24	NYJ	W	1/0	2	1	1.0	0	0	0	0	31	55%
Jan 1	at Mia	W	1/0	1	1	0.0	0	1	0	0	35	59%
Totals			16/7	35	22	4.0	0	3	1	1	677	65%

PLAYOFFS

Jan 14	Hou	W	1/0	0	0	0.0	0	0	0	27	39%
Jan 22	Pit	W	1/0	1	1	0.0	0	0	0	20	29%
Feb 5	Atl	W	1/0	0	0	0.0	0	0	0	15	31%
Totals			3/0	1	1	0.0	0	0	0	62	33%



MULTI-SACK GAMES (8)

Date	Opponent	Sacks
10/28/13	vs. Seattle Seahawks (L, 9-14)	3.0
12/30/12	at Seattle Seahawks (L, 13-20)	3.0
10/30/11	vs. New Orleans Saints (W, 31-21)	3.0
11/18/12	vs. New York Jets (L, 13-27)	2.0
9/23/12	at Chicago Bears (L, 6-23)	2.0
12/4/11	at San Francisco 49ers (L, 0-26)	2.0
10/17/10	vs. San Diego Chargers (W, 20-17)	2.0
10/26/08	at New England Patriots (L, 16-23)	2.0

CAREER HIGHLIGHTS (Continued)

- Strip-sacked Chargers QB **Philip Rivers** in Eagles territory (recovered by **Derek Barnett**) on the game's opening possession at LAC (10/1/17)
- Recorded his first sack as an Eagle at KC (9/17/17) when he dropped Chiefs QB **Alex Smith** for a 5-yard loss on third down in the third quarter

2016 - NEW ENGLAND PATRIOTS (16/7, 3/0)

- Helped the Patriots win **Super Bowl LI** after making his first-career postseason appearance. Played 677 snaps (65%) in 16 regular-season games (7 starts) and recorded 4.0 sacks, 3 PDs, 1 FF and 1 FR

2015 - ST. LOUIS RAMS (12/5)

- Produced 29 tackles (18 solo), including 2 TFL, 3.0 sacks and 1 FF in 12 games (5 starts)

2014 - ST. LOUIS RAMS (6/6)

- Totaled 21 tackles (11 solo), including 3 TFL, 1.0 sack and 1 FR in 6 games (all starts). Spent 10 weeks on the Injured Reserve - Designated to Return List with an ankle injury



2015 GAME-BY-GAME STATISTICS (STL)

Date	Opp	GP/S	Tot	Solo	Sk	Int	PD	FF	FR	Snap	Pct
Sep 13	Sea	W	1/1	5	3	0.0	0	0	0	53	65%
Sep 20	at Was	L	1/1	5	3	1.0	0	0	0	50	69%
Sep 27	Pit	L	1/1	0	0	0.0	0	0	0	45	71%
Oct 4	at Ari	W	1/1	2	1	1.0	0	0	0	51	69%
Oct 11	at GB	L	1/1	1	0	0.0	0	0	0	15	24%
Oct 25	Cle	W	0/0	INACTIVE (KNEE)							
Nov 1	SF	W	0/0	INACTIVE (KNEE)							
Nov 8	at Min	L	0/0	INACTIVE (KNEE)							
Nov 15	Chi	L	0/0	INACTIVE (KNEE)							
Nov 22	at Bal	L	1/0	1	0	0.0	0	0	0	35	46%
Nov 29	at Cin	L	1/0	5	3	0.0	0	0	0	33	56%
Dec 6	Ari	L	1/0	3	2	0.0	0	0	0	48	57%
Dec 13	Det	W	1/0	1	1	0.0	0	0	0	40	56%
Dec 17	TB	W	1/0	1	1	0.0	0	0	0	39	48%
Dec 27	at Sea	W	1/0	2	2	0.0	0	0	1	41	56%
Jan 3	at SF	L	1/0	3	2	1.0	0	0	0	34	42%
Totals			12/5	29	18	3.0	0	0	1	484	42%

2014 GAME-BY-GAME STATISTICS (STL)

Date	Opp	GP/S	Tot	Solo	Sk	Int	PD	FF	FR	Snap	Pct
Sep 7	Min	L	1/1	4	0	0.0	0	0	0	28	48%
Sep 14	at TB	W	0/0	IR - DESIGNATED TO RETURN (ANKLE)							
Sep 21	Dal	L	0/0	IR - DESIGNATED TO RETURN (ANKLE)							
Oct 5	at Phi	L	0/0	IR - DESIGNATED TO RETURN (ANKLE)							
Oct 13	SF	L	0/0	IR - DESIGNATED TO RETURN (ANKLE)							
Oct 19	Sea	W	0/0	IR - DESIGNATED TO RETURN (ANKLE)							
Oct 26	at KC	L	0/0	IR - DESIGNATED TO RETURN (ANKLE)							
Nov 2	at SF	W	0/0	IR - DESIGNATED TO RETURN (ANKLE)							
Nov 9	at Ari	L	0/0	IR - DESIGNATED TO RETURN (ANKLE)							
Nov 16	Den	W	0/0	IR - DESIGNATED TO RETURN (ANKLE)							
Nov 23	at SD	L	0/0	IR - DESIGNATED TO RETURN (ANKLE)							
Nov 30	Oak	W	1/1	7	6	1.0	0	0	0	38	49%
Dec 7	at Was	W	1/1	3	2	0.0	0	0	0	30	54%
Dec 11	Ari	L	1/1	4	2	0.0	0	0	0	48	71%
Dec 21	NYG	L	1/1	1	1	0.0	0	0	0	45	63%
Dec 28	at Sea	L	1/1	2	0	0.0	0	0	0	43	69%
Totals			6/6	21	11	1.0	0	0	0	232	22%

CHRIS LONG FOUNDATION

In 2015, the **Chris Long Foundation** was launched to raise money for **Waterboys**, an initiative dedicated to building wells for communities in East Africa.

Long was named the NFLPA Community MVP for Week 2 of the 2017 season for "his ongoing efforts to enhance the lives of others through programs focused on youth, clean water, military appreciation and homelessness."

Early in the 2017 season, The Chris Long Foundation, in partnership with Boys & Girls Clubs of Central Virginia and St. Anne's-Belfield School, announced that Long donated his first six game checks of the season to fund two seven-year scholarships in his hometown of Charlottesville, VA.

Later in the year, Long announced that he would donate the remainder of his game checks (10) to organizations supporting educational equity and opportunity in St. Louis, Boston and Philadelphia. Through the **Pledge 10 for Tomorrow** campaign, fans and businesses were encouraged to make their own pledge to one of the three cities. The effort raised over \$1.3 million, in addition to the \$50,000 that Long donated to College Bound and The Little Bit Foundation, which are located in the St. Louis area (regional winner).

For more information on the Chris Long Foundation visit: chrislongfoundation.org. For more information on Waterboys visit: waterboys.org.

CAREER HIGHLIGHTS (Continued)

2013 - ST. LOUIS RAMS (16/16)

- Recovered a fumble of Colts QB **Andrew Luck** forced by **Robert Quinn** and returned it 45 yards for his first career TD at Ind. (11/10/13). Also tallied 4 tackles and 1.0 sack
- Posted a career-high-tying 3.0 sacks (third such game of his career) of Seahawks QB **Russell Wilson** vs. Sea. (10/28/13) while adding 5 tackles, including 4 TFL

2012 - ST. LOUIS RAMS (16/16)

- Led the Rams in sacks for the second straight season with 11.5 QB takedowns. Tied for the 9th-most sacks in the NFL, trailing only **J.J. Watt** (20.5), **Aldon Smith** (19.5), **Von Miller** (18.5), **Cameron Wake** (15.0), **Clay Matthews** (13.0), **Geno Atkins** (12.5), **Charles Johnson** (12.5) and **Jared Allen** (12.0). Added 56 tackles (35 solo), 15.0 TFL and 1 PD
- Notched his second-career 3.0-sack game when he took down Seahawks QB **Russell Wilson** a career-high-tying three times vs. Sea. (12/30/12)
- Registered 3.0 TFL and 2.0 sacks of Jets QB **Mark Sanchez** vs. NYJ (11/18/12)
- Totaled 2.0 sacks of Bears QB **Jay Cutler** at Chi. (9/23/12)

2011 - ST. LOUIS RAMS (16/16)

- Started all 16 games and posted a career-high 13.0 sacks, ranking 7th in the NFL behind **Jared Allen** (22.0), **DeMarcus Ware** (19.5), **Jason Babin** (18.0), **Jason Pierre-Paul** (16.5), **Aldon Smith** (14.0) and **Terrell Suggs** (14.0)
- Collected a pair of sacks against 49ers QB **Alex Smith** at SF (12/4/11). Finished with 5 tackles (4 solo)



6-2 | 249  **2nd Year**

DOB: Sept. 9, 1992 (Age 26)

**Middletown,
New Jersey**

**Middletown South
High School** 



Old Dominion
UDFA ('15) by Chicago
Acquired: FA-16



Rick Lovato was signed by the Eagles in Week 15 of 2016 and took over as the team's long snapper in 2017, when kicker **Jake Elliott** enjoyed a record-breaking rookie campaign. The New Jersey native played collegiately at Old Dominion, where he snapped in 50 career games and was an FCS All-America selection.

CAREER HIGHLIGHTS

- Snapped for the **Super Bowl LII**-winning Eagles in his first full season in 2017
- Helped rookie **Jake Elliott** set franchise records in 50+ yard FGs (5) and longest FG (61 yards in Week 3 vs. NYG)

COLLEGE HIGHLIGHTS

- Served as Old Dominion's long snapper in all 50 games during his four-year career
- Earned FCS All-America honors as a sophomore in 2012

TRANSACTIONS

2015	Signed by CHI as UDFA
8/31/15	Waived by CHI
12/22/15	Signed by GB
9/3/16	Waived by GB
11/19/16	Signed by WAS
11/29/16	Waived by WAS
12/12/16	Signed by PHI

BIRDSEED

Lovato began long-snapping as a freshman at Middletown South (NJ) High School, where he also played center and defensive line. Following his senior year, Lovato was named third-team all-Monmouth County and was an all-conference selection.

THREE STEP DROP

First job: Worked at his dad's sub shop

Hobbies: Playing guitar and skateboarding

Surprisingly good at: "Flexibility. I'm probably the most flexible person on the team."

Favorite athlete growing up: Derek Jeter

Moment left star struck:
"When I first met Aaron Rodgers when I was with Green Bay."

Favorite movie: *Fast and Furious*

Favorite TV show: *The Office*



CAREER SERVICE

			ST
Year	Team	GP	T
2015	Green Bay	2	0
2016	Washington	2	0
	Philadelphia	3	0
	Totals	5	0
2017	Philadelphia	16	4
2018	Philadelphia	2	1
Totals		25	5

PLAYOFFS

Year	Team	GP	T
2015	Green Bay	2	0
2017	Philadelphia	3	0
Totals		5	0



5-9 | 184  **Rookie**

DOB: March 31, 1996 (Age 22)



**Detroit,
Michigan**

**Martin
Luther King
High School**



Pittsburgh
D4a-18 (125th overall)
by Philadelphia

MOST SACKS

ACC DEFENSIVE BACKS IN 2017

4.0	Avonte Maddox (Pitt)
3.0	C.J. Avery (Louisville)
3.0	Shawn Boone (NC State)
2.0	Amari Carter (Miami)
2.0	Terrell Edmunds (Va. Tech)
2.0	Mook Reynolds (Va. Tech)
2.0	M.J. Stewart (UNC)

THREE STEP DROP

Hobbies: Bowling and playing video games

Surprisingly good at: Playing the piano

Favorite movie: *All About the Benjamins*

Favorite TV show: *The Flash*

Favorite music: R&B and hip-hop

Favorite meal: Crab legs and shrimp

If he could play another sport, what position/team:
Shortstop, Detroit Tigers



Originally selected by the Eagles in the 4th round (125th overall) of the 2018 NFL Draft, **Avonte Maddox** (pronounced uh-VON-tay) was one of the top defensive backs in the ACC during his time at the University of Pittsburgh. In 46 career games, Maddox produced 183 tackles (136 solo), 42 PDs, 8 INTs (including 2 TDs), 7.0 sacks, 3 FFs and 1 FR.

MOST INTERCEPTIONS

ACC PLAYERS (2015-17)

T. Washington (UL)	10
Greg Stroman (VT)	9
C. Tankersley (Clem)	9
Chucky Williams (UL)	9
Avonte Maddox (Pitt)	8
Lukas Denis (BC)	8
T. McFadden (FSU)	8

PITTSBURGH PANTHERS (2015-17)

Avonte Maddox	8
Dane Jackson	3
Terrish Webb	3
Jordan Whitehead	3
Saleem Brightwell	2
Matt Galambos	2
Ryan Lewis	2

COLLEGE HIGHLIGHTS

- One of the top defensive backs in the Atlantic Coast Conference (ACC) during his time at Pitt. In 46 career games, produced 183 tackles (136 solo), 42 PDs, 8 INTs (including 2 TDs), 7.0 sacks, 3 FFs and 1 FR
- From 2015-17, his 8 career INTs led the Panthers and tied for 5th in the ACC
- As a senior in 2017, posted a team-high 11 PDs and 2 INTs. Also ranked 2nd in the ACC with a team-leading 3 FFs and led all ACC defensive backs with a career-high 4.0 sacks
- Following his senior season, earned All-ACC honors from the league's coaches and *Associated Press*. Also named the Eastern College Athletic Conference (ECAC) Defensive Player of the Year



CAREER STATISTICS

Year	Team	GP/S	TACKLES					PASS DEFENSE						FUMBLES			DEF SNAPS	
			Total	Solo	Asst	TFL	Sacks	Int	Yds	Lg	TD	PD	QPH	FF	FR	Yds	No	Pct
2018	Philadelphia	2/0	0	0	0	0	0.0	0	0	--	0	0	0	0	0	0	0	0%
Totals		2/0	0	0	0	0	0.0	0	0	--	0	0	0	0	0	0	---	---

ADDITIONAL STATISTICS

Special Teams Tackles: 2 - 2018 (2)

CAREER HIGHS

Tackles	--	---
Sacks	--	---
PDs	--	---
FFs	--	---
FRs	--	---



2018 GAME-BY-GAME STATISTICS (PHI)

Date	Opp	GP/S	Tot	Solo	Sk	Int	PD	FF	FR	Snaps	Pct
Sep 6	Atl	W	1/0	0	0	0.0	0	0	0	0	0%
Sep 16	at TB	L	1/0	0	0	0.0	0	0	0	0	0%
Sep 23	Ind										
Sep 30	at Ten										
Oct 7	Min										
Oct 11	at NYG										
Oct 21	Car										
Oct 28	at Jax										
Nov 11	Dal										
Nov 18	at NO										
Nov 25	NYG										
Dec 3	Was										
Dec 9	at Dal										
Dec 16	at LAR										
Dec 23	Hou										
Dec 30	at Was										
Totals		2/0	0	0	0.0	0	0	0	0	0	0%

COLLEGE HIGHLIGHTS (Continued)

- Led the Panthers with 3 INTs and 11 PDs (tied) for the second straight season as a junior in 2016. Closed out the Panthers' win over Marshall with a 33-yard INT-TD (10/1/16)
- Received All-ACC recognition after leading Pitt with 3 INTs and 15 PDs as a sophomore in 2015. Blocked an extra-point attempt in the Military Bowl (12/28/15). Had a career-high 4 PDs and 30-yard INT-TD vs. Louisville (11/21/15). Returned a kickoff 89 yards for a TD vs. Youngstown State (9/5/15)

TRANSACTIONS

2018 Drafted by PHI in 4th round (125th overall)
Signed 4-year contract

BIRDSEED

One of the top athletes in the state of Michigan, Maddox played only two years of football at Martin Luther King (Detroit) High School as a slot receiver, running back, defensive back and kick returner. He also played baseball and basketball. Maddox is the son of Michael and Melanie Jackson and has two brothers and one sister. Maddox majored in communication at Pitt.



@2live_AM



@2live_am



6-8 | 346 **Rookie**

DOB: March 31, 1997 (Age 21)



**Sydney,
Australia**



**07-18 (233rd overall)
by Philadelphia**

THREE STEP DROP

First job: McDonald's

Hobbies: Playing guitar

Desired talent: Swimming

**If he could play another sport:
Horse jockey**

**Player he models his game after:
Jason Peters**

Favorite athlete growing up: Usain Bolt

Moment left star struck: Getting drafted


**Favorite sports moment: Winning the
Rugby Grand Final when he was
14 years old**

**Favorite quote: "You think darkness is
your ally? I was born in it, molded by
it." - Bane, *The Dark Knight Rises***

**Favorite movies: *The Lord of
the Rings* trilogy and
Star Wars movies**

**Favorite TV show:
*The Walking Dead***

Favorite music: Everything



A former professional rugby player and an Australian native of Samoan heritage, **Jordan Mailata** (pronounced my-LOT-uh) was originally selected by Philadelphia in the 7th round (233rd overall) of the 2018 NFL Draft, despite having no prior football experience. In 2017, Mailata, who was a front rower for the National Rugby League's South Sydney Rabbitohs, entered the NFL's International Pathway program and also trained at IMG Academy in Florida.

The 6-8, 346 pound offensive tackle is currently the youngest player on the Eagles roster.

BIRDSEED

Mailata's size was no longer compatible for playing rugby, as he was asked to drop 50 pounds from his 310-pound playing weight. That goal quickly became unrealistic given his 10-percent body fat.

Mailata played rugby for the South Sydney Rabbitohs, a club owned by actor Russell Crowe.

Mailata, who was born Lafoga Jordan Mailata, is named after NBA legend Michael Jordan.

CAREER HIGHLIGHTS

- Originally selected by the Eagles as an offensive tackle in the 7th round (233rd overall) of the 2018 NFL Draft

TRANSACTIONS

2018 Drafted by PHI in 7th round (233rd overall)
Signed 4-year contract

CAREER STATISTICS

			OFF SNAPS	
Year	Team	GP/S	No	Pct
2018	Philadelphia	0/0	0	0%
Totals		0/0	---	---



5-10 | 200  **9th Year**

DOB: Jan. 6, 1987 (Age 31)

**Racine,
Wisconsin**

**William Horlick
High School**



Wisconsin
UDFA ('10) by
San Francisco
Acquired: FA-Sea-14



One of the top special teams players in the NFL, **Chris Maragos** joined the Eagles during the 2014 offseason and leads the team with 49 special teams tackles in that span. A two-time **Super Bowl** champion with Seattle in 2013 (XLVIII) and Philadelphia in 2017 (LII), Maragos has appeared in 99 career regular-season games after signing with the 49ers as an undrafted free agent in 2010.

SPECIAL TEAMS TACKLES

EAGLES PLAYERS SINCE 2014

Chris Maragos	49
Trey Burton	42
Najee Goode	34

BIRDSEED

Maragos took a long and arduous road to even reach the NFL. He made it despite not receiving any offers to play football coming out of high school or any sort of ranking on Rivals. He walked on at both Western Michigan and Wisconsin as a receiver and earned a scholarship offer for only his final season with the Badgers. Maragos joined the 49ers as a rookie free agent in 2010 with a signing bonus of \$4,000 but became a special teams standout during a 3-year tenure with the Seahawks.

THREE STEP DROP

Biggest pet peeve:
Sitting in traffic

If he could play another sport, what position/team: **Second baseman, Milwaukee Brewers**

Favorite quote:
From his father - "Whatever your mind can conceive and believe, it can achieve."

Favorite TV show: *Shark Tank*

Favorite family tradition:
Going to every Wisconsin home football game as a kid

Three favorite throwback jerseys:
Michael Jordan, Chicago Bulls;
Julius Erving, Philadelphia 76ers;
Magic Johnson, Los Angeles Lakers

CAREER HIGHLIGHTS

- Has recorded 84 special teams tackles in 99 career regular-season games, including an Eagles-high 49 tackles from 2014-17
- Was a force on the NFL's top-ranked special teams units in 2014, leading the Eagles with 14 special teams tackles, while forcing a fumble, blocking a punt and scoring his first career TD after a blocked punt. Voted a **Pro Bowl** second alternate





CAREER STATISTICS

Year	Team	GP/S	TACKLES					PASS DEFENSE						FUMBLES			DEF SNAPS	
			Total	Solo	Asst	TFL	Sacks	Int	Yds	Lg	TD	PD	QPH	FF	FR	Yds	No	Pct
2010	San Francisco	3/0	0	0	0	0	0.0	0	0	--	0	0	0	0	0	0	N/A	N/A
2011	Seattle	11/0	1	1	0	0	0.0	0	0	--	0	0	0	0	0	0	N/A	N/A
2012	Seattle	16/0	3	2	1	0	0.0	0	0	--	0	0	1	0	0	0	32	3%
2013	Seattle	16/0	3	3	0	1	0.0	0	0	--	0	0	0	0	0	0	51	5%
2014	Philadelphia	16/0	0	0	0	0	0.0	0	0	--	0	0	0	0	0	0	15	1%
2015	Philadelphia	15/2	18	10	8	0	0.0	0	0	--	0	1	0	0	0	0	305	25%
2016	Philadelphia	16/0	0	0	0	0	0.0	0	0	--	0	0	0	0	0	0	1	0%
2017	Philadelphia	6/1	9	6	3	1	0.0	0	0	--	0	0	0	0	0	0	69	7%
Totals		99/3	34	22	12	2	0.0	0	0	--	0	1	1	0	0	0	---	---

PLAYOFFS

2012	Seattle	2/0	0	0	0	0	0.0	0	0	--	0	0	0	0	0	0	0	0%
2013	Seattle	3/0	0	0	0	0	0.0	0	0	--	0	0	0	0	0	0	1	1%
2017	Philadelphia	0/0	PLACED ON INJURED RESERVE (KNEE) ON 10/19/17															
Totals		5/0	0	0	0	0	0.0	0	0	--	0	0	0	0	0	0	---	---

ADDITIONAL STATISTICS

Special Teams Tackles: 84 - 2017 (6); 2016 (13); 2015 (16); 2014 (14); 2013 (10); 2012 (9); 2011 (11); 2010 (5)

Postseason Special Teams Tackles: 3 - 2013 (2); 2012 (1) **Special Teams FF:** 12/28/14 at N.Y. Giants **Special Teams FR:** 9/8/13 at Carolina

Blocked Punt Return TD: 10/5/14 vs. St. Louis (10 yards)



CAREER HIGHLIGHTS (Continued)

2017 - PHILADELPHIA EAGLES (6/1, 0/0)

- Made his third career start at safety in a win vs. NYG (9/24/17) where he played every snap on defense and recorded a career-high 9 tackles

2016 - PHILADELPHIA EAGLES (16/0)

- Registered a team-high 13 special teams tackles, marking the second time he led the Eagles in that category since joining the team in 2014

2015 - PHILADELPHIA EAGLES (15/2)

- Blocked a punt by **Ryan Allen** at NE (12/6/15) that was returned for a TD by **Najee Goode**

CAREER HIGHS

Tackles	9	9/24/17 vs. NYG
Sacks	--	---
INTs	--	---
PDs	1	11/15/15 vs. Mia.

TOP TIER WEALTH MANAGEMENT

In March 2018, Maragos joined teammate Jordan Hicks and former teammate Trey Burton to launch **TopTier Wealth Management**, a wealth management firm that aides professional athletes with their financial planning. TopTier provides players and outside investors with financial and investment plans and will oversee retirement plans and second-career help. Maragos, Hicks and Burton are owners in the firm and will serve as player liaisons, helping mentor young players who need comprehensive advice.





2017 GAME-BY-GAME STATISTICS (PHI)

Date	Opp	GP/S	Tot	Solo	Sk	Int	PD	FF	FR	Snap	Pct
Sep 10	at Was	W	1/0	0	0	0.0	0	0	0	0	0%
Sep 17	at KC	L	1/0	0	0	0.0	0	0	0	0	0%
Sep 24	NYG	W	1/1	9	6	0.0	0	0	0	69	100%
Oct 1	at LAC	W	1/0	0	0	0.0	0	0	0	0	0%
Oct 8	Ari	W	1/0	0	0	0.0	0	0	0	0	0%
Oct 12	at Car	W	1/0	0	0	0.0	0	0	0	0	0%
PLACED ON INJURED RESERVE (KNEE) ON 10/19/17											
Totals			6/1	9	6	0.0	0	0	0	69	7%

2016 GAME-BY-GAME STATISTICS (PHI)

Date	Opp	GP/S	Tot	Solo	Sk	Int	PD	FF	FR	Snap	Pct
Sep 11	Cle	W	1/0	0	0	0.0	0	0	0	1	2%
Sep 19	at Chi	W	1/0	0	0	0.0	0	0	0	0	0%
Sep 25	Pit	W	1/0	0	0	0.0	0	0	0	0	0%
Oct 9	at Det	L	1/0	0	0	0.0	0	0	0	0	0%
Oct 16	at Was	L	1/0	0	0	0.0	0	0	0	0	0%
Oct 23	Min	W	1/0	0	0	0.0	0	0	0	0	0%
Oct 30	at Dal	L	1/0	0	0	0.0	0	0	0	0	0%
Nov 6	at NYG	L	1/0	0	0	0.0	0	0	0	0	0%
Nov 13	Atl	W	1/0	0	0	0.0	0	0	0	0	0%
Nov 20	at Sea	L	1/0	0	0	0.0	0	0	0	0	0%
Nov 28	GB	L	1/0	0	0	0.0	0	0	0	0	0%
Dec 4	at Cin	L	1/0	0	0	0.0	0	0	0	0	0%
Dec 11	Was	L	1/0	0	0	0.0	0	0	0	0	0%
Dec 18	at Bal	L	1/0	0	0	0.0	0	0	0	0	0%
Dec 22	NYG	W	1/0	0	0	0.0	0	0	0	0	0%
Jan 1	Dal	W	1/0	0	0	0.0	0	0	0	0	0%
Totals			16/0	0	0	0.0	0	0	0	1	0%

CAREER HIGHLIGHTS (Continued)

2014 - PHILADELPHIA EAGLES (16/0)

- Voted a **Pro Bowl** second alternate
- Forced a fumble by Giants WR **Preston Parker** on the kickoff team at NYG (12/28/14)
- Deflected a **Steve Weatherford** punt vs. NYG (10/12/14)
- Scooped up a **Johnny Hekker** punt (blocked by Eagles TE **James Casey**) and returned it 10 yards for his first career NFL touchdown vs. StL (10/5/14)

2013 - SEATTLE SEAHAWKS (16/0, 3/0)

- Served as a key special teams contributor on a Seahawks team that captured **Super Bowl XLVIII**. Tallied 10 special teams tackles in the regular season (2 in the playoffs)



THE SOCIAL NETWORK

Maragos used an unlikely source to get his shot at Wisconsin: Facebook. "I was a walk-on receiver at Western Michigan, but it was always a dream of mine to play at Wisconsin. My brother was the mascot there and he knew some guys on the team. So, I decided to give it a shot."

Maragos looked up Wisconsin's starting WR Luke Swan on Facebook and sent him a message. "I told him my brother was Bucky Badger and I wanted a shot to play at Wisconsin. He responded and got my film in front of the coaches. Next thing I knew they were asking me to walk on. It was amazing."

BIRDSEED

Maragos and his wife, Serah, have two sons, Micah and Mason, and a daughter, Cambria. The family resides in Philadelphia and Naples, FL. Maragos is the son of Nick and Cindy Maragos. His father, Nick, played safety at Northern Iowa, and his brother, Troy, served as Bucky Badger, the Wisconsin mascot. Troy is currently a pastor in Naples, FL.

Maragos earned many awards during his tenure at Wisconsin: UW Tom Wiesner Award (best Wisconsin-born student athlete), UW 2009 male student-athlete of the year, and AFCA Good Works team. Maragos earned his bachelor's degree in life sciences and communication at Wisconsin.

Maragos was a three-year starter, two-time captain and team MVP at William Horlick (WI) HS, where he earned all-state, all-southeast conference, all-district and all-county accolades as a wide receiver. He was also named Wisconsin's Gatorade Player of the Year in 2004.

Maragos was a 12-time all-conference recipient between football and track at William Horlick, and he also earned letters in both baseball and basketball.



@ChrisMaragos



@chrismaragos42



5-10 | 195  **7th Year**

DOB: June 23, 1990 (Age 28)

**Hyattsville,
Maryland**



**DeMatha Catholic
High School**



Virginia

**UDFA ('12) by St. Louis
Acquired: FA-LAR-16**



2017

One of the hardest-hitting safeties in the NFL, **Rodney McLeod** was signed by the Eagles during the 2016 offseason and has posted a career-high 3 INTs in each of the last two seasons. Originally signed by the Rams as an undrafted free agent in 2012, McLeod is one of just three NFL players with 11+ INTs and 9+ FFs since 2013.

MOST TACKLES

EAGLES PLAYERS IN 2017

Malcolm Jenkins	119
Jalen Mills	86
Nigel Bradham	85
Rodney McLeod	78
Mychal Kendricks	72

MOST INTERCEPTIONS

EAGLES PLAYERS IN 2017

Patrick Robinson	4
Rodney McLeod	3
Ronald Darby	3
Jalen Mills	3

THREE STEP DROP

Hobbies: Puzzles and video games

Bucket list: Ride in a helicopter, skydive and travel to Paris

If he could be any superhero:
Batman

Favorite movies: *Any Given Sunday, The Dark Knight, Friday*

Favorite musicians: *Drake, Fabolous, Future*

Best player he has faced:
Packers QB Aaron Rodgers

Player he models his game after:
Seahawks S Earl Thomas

Favorite athletes growing up:
Kobe Bryant, Deion Sanders

Favorite athletes now:
Steph Curry, LeBron James

Three favorite throwback jerseys:
Walter Payton, Jerry Rice, Deion Sanders

CAREER HIGHLIGHTS

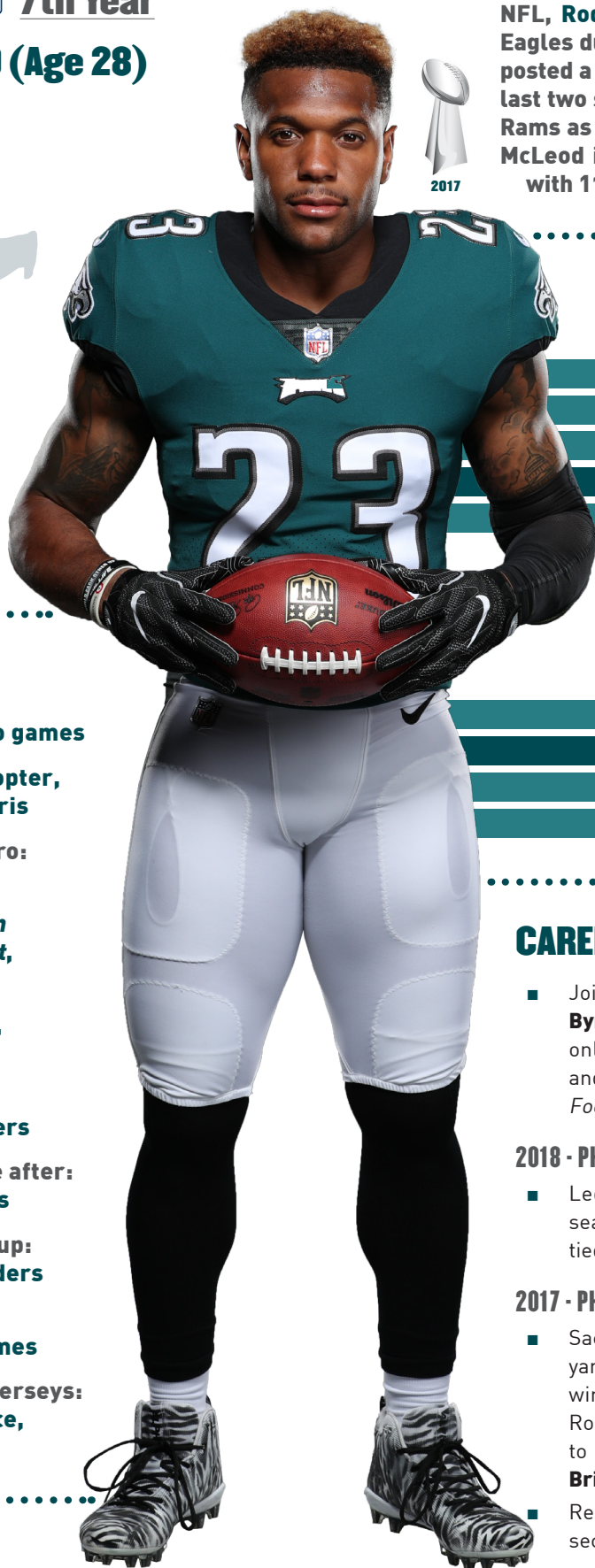
- Joins **Mike Adams** (15 INTs, 9 FFs) and **Byron Maxwell** (11 INTs, 10 FFs) as the only NFL players to produce 11+ INTs and 9+ FFs since 2013 (according to *Pro Football Reference*)

2018 - PHILADELPHIA EAGLES (2/2)

- Led the team with 10 tackles in the season-opening win vs. Atl. (9/6/18) and tied a career high with 3 PDs

2017 - PHILADELPHIA EAGLES (14/14, 3/3)

- Sacked Falcons QB **Matt Ryan** for a 10-yard loss in the third quarter of the 15-10 win vs. Atl. (1/13/18) in the Divisional Round. Became the first Eagles safety to record a sack in a playoff game since **Brian Dawkins** on 1/4/09 at Minnesota
- Registered a career-high 3 INTs for the second consecutive season





CAREER STATISTICS

Year	Team	GP/S	TACKLES					PASS DEFENSE						FUMBLES			DEF SNAPS	
			Total	Solo	Asst	TFL	Sacks	Int	Yds	Lg	TD	PD	QPH	FF	FR	Yds	No	Pct
2012	St. Louis	16/0	0	0	0	0	0.0	0	0	--	0	0	0	0	0	0	4	1%
2013	St. Louis	16/16	87	68	19	2	0.0	2	2	2	0	6	0	2	2	7	1060	99%
2014	St. Louis	16/16	96	64	32	3	0.0	2	1	1	0	5	0	2	2	9	1025	99%
2015	St. Louis	16/16	106	73	33	2	0.0	1	4	4	0	5	0	3	1	20	1153	99%
2016	Philadelphia	16/16	117	78	39	3	1.0	3	5	5	0	10	1	1	0	0	1014	99%
2017	Philadelphia	14/14	78	52	26	2	0.0	3	54	50	0	11	2	1	1	0	846	82%
2018	Philadelphia	2/2	15	9	6	0	0.0	0	0	--	0	4	0	0	0	0	128	100%
Totals		96/80	499	344	155	12	1.0	11	66	50	0	40	3	9	6	36	---	---

PLAYOFFS

2017	Philadelphia	3/3	18	16	2	1	1.0	0	0	--	0	3	1	0	0	0	206	100%
Totals		3/3	18	16	2	1	1.0	0	0	--	0	3	1	0	0	0	---	---

ADDITIONAL STATISTICS

Fumble Recovery TD: 20 yards on 10/25/15 vs. Cleveland **Special Teams Tackles:** 29 - 2017 (4); 2016 (5); 2014 (1); 2013 (3); 2012 (16)



CAREER HIGHLIGHTS (Continued)

- Combined for a season-high 13 tackles (8 solo) and recovered a fumble forced by **Chris Long**, which he returned 9 yards to set up a 33-yard **Jake Elliott** FG in 43-35 win at LAR (12/10/17)
- Picked off Cowboys QB **Dak Prescott** in the first quarter of the 37-9 win at Dal. (11/19/17). Became the first Eagle to post an INT in 3+ straight games since **Malcolm Jenkins** from 9/15/14-9/28/14 (also 3)
- Intercepted Broncos QB **Brock Osweiler** in the third quarter and returned it a career-long 50 yards to set up an Eagles TD drive in the 51-23 win vs. Den. (11/51/7)
- Recorded his first INT of the season when he picked off 49ers QB **C.J. Beathard** in the second quarter of the 33-10 win vs. SF (10/29/17)

CAREER HIGHS

Tackles	17	10/16/16 at Was.
Sacks	1.0	2x, last: 1/13/18 vs. Atl. (Div.)
INTs	1	11x, last: 11/19/17 at Dal.
PDs	3	2x, last: 9/6/18 vs. Atl.
FFs	1	9x, last: 10/8/17 vs. Ari.
FRs	1	6x, last: 12/10/17 at LAR

HOMETOWN FOOTBALL CAMP

McLeod hosts an annual football camp at his high school alma mater, DeMatha Catholic, in Hyattsville, MD. The free camp focuses on improving football fundamentals for kids between the ages of 9-14. The camp features motivational speakers who guide campers through a variety of topics, including perseverance, dedication to academics and healthy living.

BIRDSEED

McLeod is the son of Kimberly Holloman and Rodney McLeod. He has five siblings and an English bulldog named Caesar.

McLeod owns a bachelor's degree in sociology.

HIGH SCHOOL STANDOUT

McLeod played defensive back, wide receiver and kick returner in high school at DeMatha Catholic, where he earned all-state and all-conference honors as a senior defensive back in 2007 after intercepting 3 passes. McLeod also hauled in 24 receptions for 52 yards (21.7 avg.) and 8 TDs while returning 3 kickoffs for scores.

As a junior in 2006, McLeod helped lead DeMatha to its fourth-straight conference title, recording 2 INTs and earning all-conference recognition. On offense, McLeod snagged 20 passes for 400 yards (20.0 avg.) and 7 TDs.

McLeod was a member of DeMatha's 400-meter relay team.



@Rodney_McLeod4



@rodmcLeod4



2018 GAME-BY-GAME STATISTICS (PHI)

Date	Opp	GP/S	Tot	Solo	Sk	Int	PD	FF	FR	Snap	Pct
Sep 6	Atl	W 1/1	10	6	0.0	0	3	0	0	70	100%
Sep 16	at TB	L 1/1	5	3	0.0	0	1	0	0	58	100%
Sep 23	Ind										
Sep 30	at Ten										
Oct 7	Min										
Oct 11	at NYG										
Oct 21	Car										
Oct 28	at Jax										
Nov 11	Dal										
Nov 18	at NO										
Nov 25	NYG										
Dec 3	Was										
Dec 9	at Dal										
Dec 16	at LAR										
Dec 23	Hou										
Dec 30	at Was										
Totals		2/2	15	9	0.0	0	4	0	0	128	100%

2017 GAME-BY-GAME STATISTICS (PHI)

Date	Opp	GP/S	Tot	Solo	Sk	Int	PD	FF	FR	Snap	Pct
Sep 10	at Was	W 1/1	4	2	0.0	0	0	0	0	63	100%
Sep 17	at KC	L 1/1	2	2	0.0	0	0	0	0	12	23%
Sep 24	NYG	W 0/0	INACTIVE (HAMSTRING)								
Oct 1	at LAC	W 1/1	2	1	0.0	0	1	0	0	57	100%
Oct 8	Ari	W 1/1	4	3	0.0	0	1	1	0	60	100%
Oct 12	at Car	W 1/1	6	4	0.0	0	3	0	0	81	99%
Oct 23	Was	W 1/1	5	3	0.0	0	2	0	0	64	100%
Oct 29	SF	W 1/1	5	4	0.0	1	1	0	0	66	100%
Nov 5	Den	W 1/1	5	2	0.0	1	1	0	0	63	98%
Nov 19	at Dal	W 1/1	7	5	0.0	1	1	0	0	60	95%
Nov 26	Chi	W 1/1	1	1	0.0	0	0	0	0	55	100%
Dec 3	at Sea	L 1/1	7	5	0.0	0	0	0	0	60	97%
Dec 10	at LAR	W 1/1	7	7	0.0	0	0	0	1	48	100%
Dec 17	at NYG	W 1/1	13	8	0.0	0	1	0	0	88	100%
Dec 25	Oak	W 1/1	10	5	0.0	0	0	0	0	69	100%
Dec 31	Dal	L 0/0	INACTIVE								
Totals		14/14	78	52	0.0	3	11	1	1	846	82%

PLAYOFFS

Date	Opp	GP/S	Tot	Solo	Sk	Int	PD	FF	FR	Snap	Pct
Jan 13	Atl	W 1/1	8	8	1.0	0	1	0	0	63	100%
Jan 21	Min	W 1/1	4	3	0.0	0	1	0	0	67	100%
Feb 4	at NE	W 1/1	6	5	0.0	0	1	0	0	76	100%
Totals		3/3	18	16	1.0	0	3	0	0	206	100%

CAREER HIGHLIGHTS (Continued)

- Totaled a career-high 3 PDs along with 6 tackles (4 solo) in the 28-23 win at Car. (10/12/17)
- Forced a goal-line fumble (**J.J. Nelson**) on the Cardinals' final possession in the 34-7 win vs. Ari. (10/8/17)

2016 - PHILADELPHIA EAGLES (16/16)

- Led the team with a career-high 117 tackles. Also added career highs with 3 INTs and 10 PDs
- Made a game-changing INT in the first quarter when he picked off Vikings QB **Sam Bradford** in the end zone in the win vs. Min. (10/23/16). Also recorded a strip-sack of Bradford, which was the first QB takedown of his career
- Set a new single-game career high when he collected 17 tackles (12 solo) at Was. (10/16/16)
- Intercepted Browns QB **Robert Griffin III** in his Eagles debut vs. Cle. (9/11/16)

2015 - ST. LOUIS RAMS (16/16)

- Posted his first-career 100+ tackle campaign (106). Also recorded a career-high 3 FFs and a fumble recovery TD, while adding 5 PDs and 1 INT
- Totaled 12 tackles (6 solo) at Bal. (11/22/15). Forced a fumble in the first quarter when he stripped Ravens WR **Jeremy Butler** on third down and picked off QB **Joe Flacco** in the second quarter
- Scored the first TD of his career when he picked up a loose ball vs. Cle. (10/25/15) and returned it 20 yards for a score





6-0 | 191  **3rd Year**

DOB: April 6, 1994 (Age 24)



LSU

Louisiana State
07a-16 (233rd overall)
by Philadelphia



Originally selected by the Eagles in the 7th round (233rd overall) of the 2016 NFL Draft, **Jalen Mills** earned a starting role on Philadelphia's defense in 2017, when he tied for the team lead with 22 PDs, ranked 2nd with 86 total tackles and tied for 2nd with 3 INTs (including 1 TD). Mills was a four-year starter at LSU, where he earned All-America honors in 2015.

PASSES DEFENSED

EAGLES PLAYERS IN 2017

Jalen Mills	22
Patrick Robinson	22
Rasul Douglas	14

MOST TACKLES

EAGLES PLAYERS IN 2017

Malcolm Jenkins	119
Jalen Mills	86
Nigel Bradham	85

MOST INTERCEPTIONS

EAGLES PLAYERS IN 2017

Patrick Robinson	4
Jalen Mills	3
Ronald Darby	3
Rodney McLeod	3

THREE STEP DROP

First job: Sold a local newspaper door-to-door when he was 14

Bucket list: Go on a safari, scuba dive with sharks, travel to Australia, Dubai and Paris

Desired talent: Be a genius.
"I would want to be the next Albert Einstein."

Player he models his game after:
Texans S Tyrann Mathieu

First jersey: Allen Iverson,
Philadelphia 76ers (black jersey)

Favorite athletes growing up:
Allen Iverson, Tracy McGrady,
Roy Jones Jr.

Favorite athletes to watch now:
LeBron James, Derrick Rose,
Usain Bolt, Serena Williams

Favorite movies: *Belly*, *Finding Nemo*,
Paid in Full, *Scarface*

Favorite music: Future, Kodak Black,
Lil Uzi Vert, Young Thug

Favorite meal: Shrimp and rice

CAREER HIGHLIGHTS

2017 - PHILADELPHIA EAGLES (15/15, 3/3)

- As Philadelphia held a 15-10 lead with just over a minute remaining in the Divisional Playoff vs. Atl. (1/13/18), blanketed Falcons WR **Julio Jones** on fourth-and-goal and forced an incomplection in the corner of the end zone to seal the win. Led the defense with a career-high-tying 3 PDs
- Tied for the team lead with 22 PDs, ranked 2nd with 86 total tackles and tied for 2nd with 3 INTs



CAREER STATISTICS

			TACKLES					PASS DEFENSE						FUMBLES			DEF SNAPS	
Year	Team	GP/S	Total	Solo	Asst	TFL	Sacks	Int	Yds	Lg	TD	PD	QPH	FF	FR	Yds	No	Pct
2016	Philadelphia	16/2	67	55	12	0	0.0	0	0	--	0	10	0	0	0	0	661	65%
2017	Philadelphia	15/15	86	68	18	1	0.0	3	53	37t	1	22	0	0	0	0	932	90%
2018	Philadelphia	2/2	13	12	1	0	0.0	0	0	--	0	2	0	0	0	0	125	98%
Totals		33/19	166	135	31	1	0.0	3	53	37t	1	34	0	0	0	0	---	---

PLAYOFFS																		
2017	Philadelphia	3/3	15	11	4	0	0.0	0	0	--	0	6	0	0	0	0	206	100%
Totals		3/3	15	11	4	0	0.0	0	0	--	0	6	0	0	0	0	---	---



CAREER HIGHLIGHTS (Continued)

- Named **NFC Defensive Player of the Week** after posting a 37-yard INT-TD (49ers QB **C.J. Beathard**) in the win vs. SF (10/29/17). Marked his first career TD. Became the first Eagle to win the award since 2007
- Tallied his 2nd INT of the season at Car. (10/12/17) when he picked off Panthers QB **Cam Newton** deep in Eagles territory late in the fourth quarter
- Earned a starting job in his second season and recorded his first career INT in the season opener at Was. (9/10/17). With the Eagles clinging to a 2-point lead and the Redskins threatening to score in the fourth quarter, picked off a **Kirk Cousins** pass on the goal line

2016 - PHILADELPHIA EAGLES (16/2)

- Finished his rookie campaign tied for 4th on the Eagles defense with 10 PDs and ranked 5th with 67 total tackles
- Made the first start of his career at Was. (10/16/16) and recorded 7 tackles (5 solo) and 1 PD
- Had 2 tackles and 1 PD in his NFL debut vs. Cle. (9/11/16)

COLLEGE HIGHLIGHTS

- Played in 7 games as a senior in 2015 after breaking his ankle in the preseason. Was a first-team All-America selection by CBS Sports after finishing the season with 30 tackles, 1.0 sack and 3 PDs
- As a junior in 2014, started 12 games at safety and one at nickelback and tallied 62 tackles, 1 INT and 5 PDs

CAREER HIGHS

Tackles	12	9/24/17 vs. NYG
Sacks	--	---
INTs	1	3x, last: 10/29/17 vs. SF
PDs	3	3x, last: 1/13/18 vs. Atl. (Div.)
FFs	--	---
FRs	--	---

WEEKLY AWARDS (1)

Award	Week	Year
NFC Defensive Player of the Week	Week 8	2017

TOUCHDOWNS (1)

Date	Opponent	TDs
10/29/17	vs. San Francisco 49ers (W, 33-10)	37-yard INT

FÚTBOL FAN

A big soccer fan to this day, Mills played left midfield and left forward in high school. He attended the COPA America Centenario games at Lincoln Financial Field in the 2016 offseason and says if he could play any other sport he would be a forward for the U.S. national team. His favorite soccer players are Cristiano Ronaldo and Lionel Messi.



BIRDSEED

Mills is the son of Kisa Mills and has an older brother, Jaquan, and a dog, a Morkie named Baby. Mills spent one season at DeSoto (TX) High School and helped lead his team to a 10-2 record as a senior, after transferring from Lancaster High School. He moved to WR and QB before switching to the secondary as a junior in high school.



2018 GAME-BY-GAME STATISTICS (PHI)

Date	Opp	GP/S	Tot	Solo	Sk	Int	PD	FF	FR	Snaps	Pct
Sep 6	Atl	W 1/1	6	6	0.0	0	2	0	0	67	96%
Sep 16	at TB	L 1/1	7	6	0.0	0	0	0	0	58	100%
Sep 23	Ind										
Sep 30	at Ten										
Oct 7	Min										
Oct 11	at NYG										
Oct 21	Car										
Oct 28	at Jax										
Nov 11	Dal										
Nov 18	at NO										
Nov 25	NYG										
Dec 3	Was										
Dec 9	at Dal										
Dec 16	at LAR										
Dec 23	Hou										
Dec 30	at Was										
Totals		2/2	13	12	0.0	0	2	0	0	125	98%



COLLEGE HIGHLIGHTS (Continued)

- Picked up 67 tackles, 3.0 sacks and 3 INTs (tied for the team lead) over 13 starts as a sophomore in 2013
- Earned 2012 Freshman First-Team All-America honors after starting all 13 games at cornerback and finishing 4th on the team with 57 total tackles, while adding 2 INTs and 5 PDs

TRANSACTIONS

2016 Drafted by PHI in 7th round (233rd overall)
Signed 4-year contract

2017 GAME-BY-GAME STATISTICS (PHI)

Date	Opp	GP/S	Tot	Solo	Sk	Int	PD	FF	FR	Snaps	Pct
Sep 10	at Was	W 1/1	9	9	0.0	1	2	0	0	63	100%
Sep 17	at KC	L 1/1	2	2	0.0	0	0	0	0	53	100%
Sep 24	NYG	W 1/1	12	11	0.0	0	2	0	0	69	100%
Oct 1	at LAC	W 1/1	5	3	0.0	0	1	0	0	57	100%
Oct 8	Ari	W 1/1	6	5	0.0	0	3	0	0	58	97%
Oct 12	at Car	W 1/1	5	3	0.0	1	1	0	0	81	99%
Oct 23	Was	W 1/1	6	6	0.0	0	0	0	0	64	100%
Oct 29	SF	W 1/1	8	5	0.0	1	2	0	0	61	92%
Nov 5	Den	W 1/1	4	3	0.0	0	2	0	0	64	100%
Nov 19	at Dal	W 1/1	8	7	0.0	0	3	0	0	63	100%
Nov 26	Chi	W 1/1	2	2	0.0	0	1	0	0	44	80%
Dec 3	at Sea	L 1/1	7	5	0.0	0	1	0	0	60	97%
Dec 10	at LAR	W 1/1	0	0	0.0	0	0	0	0	48	100%
Dec 17	at NYG	W 1/1	4	3	0.0	0	2	0	0	85	97%
Dec 25	Oak	W 1/1	8	4	0.0	0	2	0	0	62	90%
Dec 31	Dal	L 0/0	INACTIVE (ANKLE)								
Totals		15/15	86	68	0.0	3	22	0	0	932	90%

PLAYOFFS

Jan 13	Atl	W 1/1	1	1	0.0	0	3	0	0	63	100%
Jan 21	Min	W 1/1	5	4	0.0	0	1	0	0	67	100%
Feb 4	at NE	W 1/1	9	6	0.0	0	2	0	0	76	100%
Totals		3/3	15	11	0.0	0	6	0	0	206	100%

2016 GAME-BY-GAME STATISTICS (PHI)

Date	Opp	GP/S	Tot	Solo	Sk	Int	PD	FF	FR	Snaps	Pct
Sep 11	Cle	W 1/0	2	2	0.0	0	1	0	0	12	23%
Sep 19	at Chi	W 1/0	6	6	0.0	0	1	0	0	43	83%
Sep 25	Pit	W 1/0	8	7	0.0	0	0	0	0	53	88%
Oct 9	at Det	L 1/0	4	4	0.0	0	1	0	0	24	39%
Oct 16	at Was	L 1/1	7	5	0.0	0	1	0	0	73	99%
Oct 23	Min	W 1/0	4	4	0.0	0	1	0	0	27	36%
Oct 30	at Dal	L 1/0	4	3	0.0	0	1	0	0	47	60%
Nov 6	at NYG	L 1/0	2	1	0.0	0	0	0	0	36	56%
Nov 13	Atl	W 1/1	7	6	0.0	0	1	0	0	50	100%
Nov 20	at Sea	L 1/0	1	0	0.0	0	0	0	0	40	60%
Nov 28	GB	L 1/0	5	5	0.0	0	2	0	0	49	69%
Dec 4	at Cin	L 1/0	4	2	0.0	0	0	0	0	23	36%
Dec 11	Was	L 1/0	1	1	0.0	0	0	0	0	40	83%
Dec 18	at Bal	L 1/0	3	3	0.0	0	0	0	0	34	59%
Dec 22	NYG	W 1/0	9	6	0.0	0	0	0	0	66	74%
Jan 1	Dal	W 1/0	0	0	0.0	0	0	0	0	44	79%
Totals		16/2	67	55	0.0	0	9	0	0	661	65%




6-4 | 340  **13th Year**

DOB: Jan. 21, 1984 (Age 34)



**Salt Lake City,
Utah**

**Highland
High School**



Oregon

D1-06 (12th overall)

by Baltimore

Acquired: FA-Det-18



2012

Haloti Ngata (pronounced ha-LOW-tee NAH-tah) was signed by the Eagles during the 2018 offseason following a three-year stint with the Lions (2015-17). Selected by the Ravens with the 12th-overall pick of the 2006 NFL Draft, Ngata is a five-time Pro Bowler, five-time All-Pro selection and **Super Bowl XLVII** Champion.



AP	AP	AP	AP	AP
2008	2009	2010	2011	2012

GAMES PLAYED

DEFENSIVE TACKLES (SINCE 2006)

Haloti Ngata	185
J. Babineaux	177
Kyle Williams	170
Kevin Williams	164
Cullen Jenkins	159

(includes regular season and postseason games)

INTERCEPTIONS

DEFENSIVE TACKLES (SINCE 2006)

Haloti Ngata	5
Jonathan Babineaux	4
Randy Starks	4

CAREER HIGHLIGHTS

- Is a five-time **Pro Bowler** (2010-14), five-time *Associated Press* **All-Pro** selection (2008-12) and **Super Bowl XLVII** Champion with Baltimore
- Is one of only five active NFL defensive tackles with five career **Pro Bowl** nods, joining **Geno Atkins** (six), **Gerald McCoy** (six), **Ndamukong Suh** (five) and **Kevin Williams** (five)

BIRDSEED

Ngata was voted as the Lions' nominee for the 2017 Walter Payton Man of the Year Award and was also named one of eight finalists for the Art Rooney Sportsmanship Award.

The **Haloti Ngata Family Foundation**, whose mission is to improve the lives of others through love and strength, raises awareness about the importance of education and provides free college entrance exam preparation courses to students through the Ofa Ngata College Preparation Fund, which honors Ngata's mother's memory.

Ngata and his wife, Christina, have three sons: Solomon "Sam," Max and Colt.



@Haloti_Ngata92





CAREER STATISTICS

Year	Team	GP/S	TACKLES					PASS DEFENSE						FUMBLES			DEF SNAPS	
			Total	Solo	Asst	TFL	Sacks	Int	Yds	Lg	TD	PD	QPH	FF	FR	Yds	No	Pct
2006	Baltimore	16/16	51	28	23	0	1.0	1	60	60	0	3	3	0	0	0	N/A	N/A
2007	Baltimore	16/16	94	58	36	0	3.0	0	0	--	0	2	10	1	0	0	N/A	N/A
2008	Baltimore	16/16	77	43	34	6	1.0	2	8	7	0	5	9	0	0	0	N/A	N/A
2009	Baltimore	14/13	41	23	18	7	1.5	0	0	--	0	0	7	1	1	0	N/A	N/A
2010	Baltimore	16/15	65	48	17	12	5.5	0	0	--	0	5	14	0	1	0	N/A	N/A
2011	Baltimore	16/16	65	37	28	6	5.0	0	0	--	0	5	8	2	3	28	N/A	N/A
2012	Baltimore	14/14	51	33	18	7	5.0	0	0	--	0	1	14	0	0	0	819	72%
2013	Baltimore	15/15	52	23	29	3	1.5	0	0	--	0	3	6	0	0	0	700	65%
2014	Baltimore	12/12	32	19	13	2	2.0	2	16	13	0	7	3	2	0	0	529	49%
2015	Detroit	14/14	24	15	9	6	2.5	0	0	--	0	3	8	0	0	0	596	57%
2016	Detroit	13/13	22	11	11	0	1.5	0	0	--	0	3	3	0	0	0	527	51%
2017	Detroit	5/5	7	7	0	2	2.0	0	0	--	0	1	3	0	0	0	145	13%
2018	Philadelphia	2/1	1	0	1	0	0.0	0	0	--	0	0	0	0	0	0	53	41%
Totals		169/166	582	345	237	51	31.5	5	84	60	0	38	88	6	5	28	---	---

PLAYOFFS

2006	Baltimore	1/1	7	3	4	0	0.0	0	0	--	0	0	0	0	0	0	N/A	N/A
2008	Baltimore	3/3	12	10	2	4	1.0	0	0	--	0	0	1	0	0	0	N/A	N/A
2009	Baltimore	2/2	7	4	3	3	1.0	0	0	--	0	0	1	0	0	0	N/A	N/A
2010	Baltimore	2/2	4	3	1	0	0.5	0	0	--	0	1	1	0	0	0	N/A	N/A
2011	Baltimore	2/2	6	2	4	0	0.0	0	0	--	0	1	2	1	0	0	N/A	N/A
2012	Baltimore	4/4	13	10	3	0	0.0	0	0	--	0	1	5	0	0	0	232	71%
2014	Baltimore	2/2	3	1	2	1	1.0	0	0	--	0	1	1	0	0	0	98	69%
2016	Detroit	1/1	3	2	1	1	1.0	0	0	--	0	0	2	0	0	0	50	68%
Totals		17/17	55	35	20	9	4.5	0	0	--	0	4	13	1	0	0	---	---

ADDITIONAL STATISTICS

Fumble Recovery TD: 28-yard TD at StL (9/25/11)

CAREER HIGHS

Tackles	11	2x, last: 11/13/11 at Sea.
Sacks	2.0	2x, last: 11/24/11 vs. SF
INTs	1	5x, last: 10/5/14 at Ind.
PDs	2	3x, last: 10/5/14 at Ind.
FFs	1	7x, last: 11/9/14 vs. Ten.
FRs	2	9/11/11 vs. Pit.

CAREER HIGHLIGHTS (Continued)

- Has played in a combined 184 games (167 regular season; 17 postseason), which are the most by an NFL defensive tackle since 2006
- Leads all NFL defensive tackles with 5 INTs since 2006, including a career-high 2 INTs in 2008 and 2014
- During his nine seasons with Baltimore (2006-14), the Ravens defense led the NFL in opponent rushing TDs (71) and ranked 2nd in opponent rushing yards per game (92.5)

2017 - DETROIT LIONS (5/5)

- Posted 7 tackles (2 TFL), 2.0 sacks and 1 PD in 5 games
- Placed on Injured Reserve (biceps) on 10/11/17

2016 - DETROIT LIONS (13/13, 1/1)

- Generated pressure against the Seahawks in the NFC Wild Card Game at Sea. (1/7/17), sacking QB **Russell Wilson**, recording 2 QB hits and tallying 3 tackles (1 TFL)





2018 GAME-BY-GAME STATISTICS (PHI)

Date	Opp	GP/S	Tot	Solo	Sk	Int	PD	FF	FR	Snaps	Pct
Sep 6	Atl	W	1/0	0	0	0.0	0	0	0	17	24%
Sep 16	at TB	L	1/1	1	0	0.0	0	0	0	36	62%
Sep 23	Ind										
Sep 30	at Ten										
Oct 7	Min										
Oct 11	at NYG										
Oct 21	Car										
Oct 28	at Jax										
Nov 11	Dal										
Nov 18	at NO										
Nov 25	NYG										
Dec 3	Was										
Dec 9	at Dal										
Dec 16	at LAR										
Dec 23	Hou										
Dec 30	at Was										
Totals		2/1	1	0	0.0	0	0	0	0	53	41%

2017 GAME-BY-GAME STATISTICS (DET)

Date	Opp	GP/S	Tot	Solo	Sk	Int	PD	FF	FR	Snaps	Pct
Sep 10	Ari	W	1/1	0	0	0.0	0	1	0	40	53%
Sep 18	at NYG	W	1/1	2	2	1.0	0	0	0	28	50%
Sep 24	Atl	L	1/1	3	3	0.0	0	0	0	34	50%
Oct 1	at Min	W	1/1	0	0	0.0	0	0	0	27	48%
Oct 8	Car	L	1/1	2	2	1.0	0	0	0	16	24%
PLACED ON INJURED RESERVE (BICEPS) (10/11/17)											
Totals		5/5	7	7	2.0	0	1	0	0	145	13%

2016 GAME-BY-GAME STATISTICS (DET)

Date	Opp	GP/S	Tot	Solo	Sk	Int	PD	FF	FR	Snaps	Pct
Sep 11	at Ind	W	1/1	2	1	0.0	0	1	0	45	64%
Sep 18	Ten	L	1/1	2	1	0.5	0	0	0	40	60%
Sep 25	at GB	L	1/1	1	1	1.0	0	0	0	36	67%
Oct 2	at Chi	L	1/1	3	2	0.0	0	0	0	45	65%
Oct 9	Phi	W	1/1	0	0	0.0	0	0	0	31	51%
Oct 16	LAR	W	0/0	INACTIVE (SHOULDER)							
Oct 23	Was	W	0/0	INACTIVE (SHOULDER)							
Oct 30	at Hou	L	0/0	INACTIVE (SHOULDER)							
Nov 6	at Min	W	1/1	2	0	0.0	0	0	0	44	63%
Nov 20	Jax	W	1/1	3	2	0.0	0	0	0	38	58%
Nov 24	Min	W	1/1	1	1	0.0	0	1	0	39	67%
Dec 4	at NO	W	1/1	1	0	0.0	0	1	0	41	66%
Dec 11	Chi	W	1/1	1	1	0.0	0	0	0	41	73%
Dec 18	at NYG	L	1/1	3	1	0.0	0	0	0	45	70%
Dec 26	at Dal	L	1/1	2	1	0.0	0	0	0	37	65%
Jan 1	GB	L	1/1	1	0	0.0	0	0	0	45	60%
Totals		13/13	22	11	1.5	0	3	0	0	527	51%
PLAYOFFS											
Jan 7	at Sea	L	1/1	3	2	1.0	0	2	0	50	68%
Totals		1/1	3	2	1.0	0	2	0	0	50	68%

CAREER HIGHLIGHTS (Continued)

2015 - DETROIT LIONS (14/14)

- Finished with 24 tackles, 2.5 sacks and 3 PDs
- Recorded 1 PD vs. Den. (9/27/15) that led to an interception by **Glover Quin**. The deflection marked his 5th career PD that resulted in an interception
- Combined with **Josh Byrnes** on a sack and forced fumble of 49ers QB **Blaine Gabbert** vs. SF (12/27/14). The fumble was recovered by **Tahir Whitehead** on the 1-yard line and culminated in a 1-yard TD by **Joiq Bell**

2014 - BALTIMORE RAVENS (12/12, 2/2)

- Finished his final season in Baltimore with 32 tackles, a career-high 7 PDs, 2 FFs and a career-high-tying and team-leading 2 INTs
- Started both postseason games and totaled 3 tackles, 1.0 sack and 1 PD. As a unit, the Ravens defense produced 7.0 sacks and allowed only 82 rushing yards in 2 games

2013 - BALTIMORE RAVENS (15/15)

- Named to his fifth consecutive **Pro Bowl** after leading the Ravens defensive line with 52 tackles, 1.5 sacks and 3 PDs



BIRDSEED

Ngata (full name is Etuini Haloti Ngata) was born in Inglewood, CA, and prepped at Highland High School in Salt Lake City, UT, where he was rated as the top defensive player in the nation by SuperPrep and PrepStar and was the 2001 Utah Gatorade Player of the Year as a senior. Ngata also played rugby in high school.

TE JOSHUA PERKINS 83

6-3 | 223  **2nd Year**

DOB: Aug. 5, 1993 (Age 25)

**Cerritos,
California**

**Gahr
High School**



**Washington
UDFA ('16) by
Atlanta
Acquired: FA-18**

BIRDSEED

Perkins attended Gahr (CA) High School and during his senior year he was a first-team all-area selection after catching 70 passes for 1,072 yards and 11 TDs. In the top game of his senior season, Perkins caught 12 passes for 170 yards and 2 TDs.



@lifesonlyperk



@lifesonlyperk

Perkins was an All-Pac-12 honoree at the University of Washington, where he totaled 66 receptions for 911 yards (13.8 avg.) and 9 TDs in 27 career games.



Joshua Perkins was signed by the Eagles to a reserve/future contract in 2018 after spending the previous two years on the Falcons practice squad and active roster. Perkins, who broke into the NFL as an undrafted free agent with Atlanta in 2016, played collegiately at the University of Washington, earning All-Pac-12 honors as a senior in 2015.

Originally signed by the Falcons as an undrafted free agent in 2016, Perkins has seen action in 11 career NFL games (including playoffs).

CAREER HIGHLIGHTS

2016 - ATLANTA FALCONS (8/1, 3/0)

- Saw action in 11 games during his rookie season (including playoffs). Posted 3 catches for 42 yards (14.0 avg.) and 1 TD
- Caught his first career TD on a 26-yard pass from **Matt Ryan** to cap Atlanta's opening drive at Car. (12/24/16)
- Recorded his first career reception in the first quarter vs. SF (12/18/16). Pulled in an 8-yard reception to set up a 5-yard TD by **Devonta Freeman**
- Made his NFL debut at TB (11/3/16)

COLLEGE HIGHLIGHTS

- Totaled 66 receptions for 911 yards (13.8 avg.) and 9 TDs in 27 career games at Washington
- Played in all 13 games (8 starts) as a senior in 2015, earning honorable mention All-Pac-12 accolades. Also named a midseason All-America first-teamer by SI.com

TRANSACTIONS

2016	Signed by ATL as UDFA
9/2/17	Waived by ATL
9/3/17	Signed by ATL to practice squad
10/11/17	Released by ATL
1/15/18	Signed by PHI to reserve/future contract



CAREER STATISTICS

Year	Team	GP/S	RECEIVING					OFF SNAPS	
			Rec	Yds	Avg	Lg	TD	No	Pct
2016	Atlanta	8/1	3	42	14.0	26t	1	72	7%
2018	Philadelphia	2/0	4	57	14.3	30	0	30	20%
Totals		10/1	7	99	14.1	30	1	---	---

PLAYOFFS

2016	Atlanta	3/0	0	0	---	--	0	11	6%
Totals		3/0	0	0	---	--	0	---	---

ADDITIONAL STATISTICS

Special Teams Tackles: 2 - 2016 [2]

CAREER HIGHS

Receptions	4	9/16/18 at TB
Receiving Yards	57	9/16/18 at TB
Receiving Long	30	9/16/18 at TB
Receiving TDs	1	12/24/16 at Car.



2018 GAME-BY-GAME STATISTICS (PHI)

Date	Opp	GP/S	RECEIVING					SNAPS	
			Rec	Yds	Avg	Lg	TD	No	Pct
Sep 6	Atl	W 1/0	0	0	---	--	0	4	6%
Sep 16	at TB	L 1/0	4	57	14.3	30	0	26	33%
Sep 23	Ind								
Sep 30	at Ten								
Oct 7	Min								
Oct 11	at NYG								
Oct 21	Car								
Oct 28	at Jax								
Nov 11	Dal								
Nov 18	at NO								
Nov 25	NYG								
Dec 3	Was								
Dec 9	at Dal								
Dec 16	at LAR								
Dec 23	Hou								
Dec 30	at Was								
Totals		2/0	4	57	14.3	30	0	30	20%

2016 GAME-BY-GAME STATISTICS (ATL)

Date	Opp	GP/S	RECEIVING					SNAPS	
			Rec	Yds	Avg	Lg	TD	No	Pct
Sep 11	TB	L 0/0	INACTIVE						
Sep 18	at Oak	W 0/0	INACTIVE						
Sep 26	at NO	W 0/0	INACTIVE						
Oct 2	Car	W 0/0	INACTIVE						
Oct 9	at Den	W 0/0	INACTIVE						
Oct 16	at Sea	L 0/0	INACTIVE						
Oct 23	SD	L 0/0	INACTIVE						
Oct 30	GB	W 0/0	INACTIVE						
Nov 3	at TB	W 1/0	0	0	---	--	0	8	11%
Nov 13	at Phi	L 1/0	0	0	---	--	0	4	8%
Nov 27	Ari	W 1/0	0	0	---	--	0	3	4%
Dec 4	KC	L 1/0	0	0	---	--	0	1	1%
Dec 11	at LAR	W 1/0	0	0	---	--	0	5	9%
Dec 18	SF	W 1/0	1	8	8.0	8	0	10	15%
Dec 24	at Car	W 1/1	2	34	17.0	26t	1	27	43%
Jan 1	NO	W 1/0	0	0	---	--	0	14	23%
Totals		8/1	3	42	14.0	26t	1	72	7%
PLAYOFFS									
Jan 14	Sea	W 1/0	0	0	---	--	0	7	10%
Jan 22	GB	W 1/0	0	0	---	--	0	4	73%
Feb 5	NE	L 1/0	0	0	---	--	0	0	0%
Totals		3/0	0	0	---	--	0	11	6%



6-4 | 328  **15th Year**

DOB: Jan. 22, 1982 (Age 36)



Arkansas

UDFA ('04) by Buffalo

Acquired: T-Buf-09

THREE STEP DROP

Hobbies: Dominoes, fishing, camping in Texas and DJing

Favorite teams/athletes growing up:
Buffalo Bills, Texas Rangers, Bruce Smith

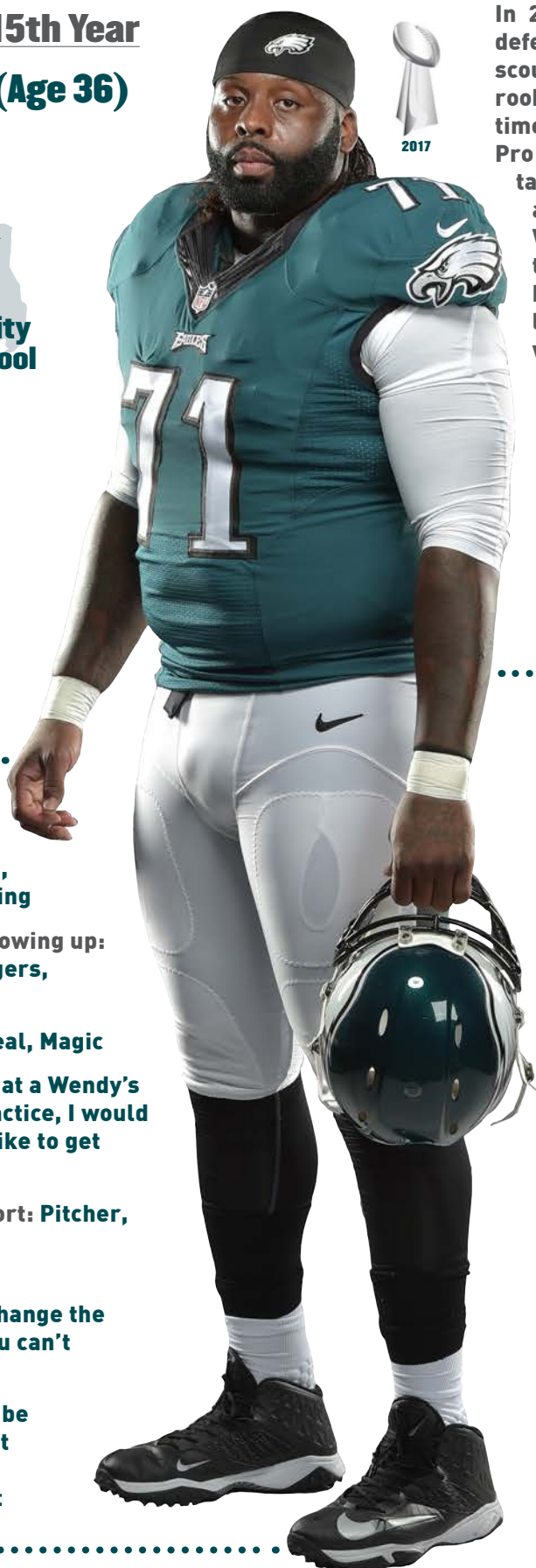
First jersey: Shaquille O'Neal, Magic

First job: Working the grill at a Wendy's in Atlanta, TX. "After practice, I would ride three miles on my bike to get to work."










If he could play another sport: Pitcher, New York Yankees

Best player he ever faced:
Dwight Freeney. "He'll change the whole game around if you can't block him."


Talent he'd like to have: To be an engineer for Microsoft and invent something as impactful as the Internet




In 2000, Jason Peters was a redshirt defensive lineman laboring on Arkansas' scout team. In 2004, he was an undrafted rookie tight end working to earn playing time in Buffalo. Now, he is a nine-time Pro Bowl and six-time All-Pro offensive tackle who is building his resume for a spot in the Pro Football Hall of Fame. Widely regarded as the best offensive tackle in the NFL, the 15-year veteran has anchored the Eagles offensive line since he was acquired in a trade with Buffalo in 2009.

AP 2007	AP 2008	AP 2010	AP 2011	AP 2013
AP 2014	 2008	 2009	 2010	 2011
 2012	 2014	 2015	 2016	 2017

PRO BOWL BERTHS EAGLES ALL-TIME HISTORY



CHUCK BEDNARIK
8



JASON PETERS
7



BRIAN DAWKINS
7



REGGIE WHITE
7




DONOVAN McNABB
6



PETE PIHOS
6

EAGLES ALL-TIME TACKLES



JASON PETERS
7



TRA THOMAS
3



BOB BROWN
3



FRANK KILROY
3



AN UNCONVENTIONAL PATH

Peters originally signed with the Buffalo Bills in 2004 as a tight end with a signing bonus of \$5,000. He went undrafted despite an impressive workout at the combine, which included a 4.8 time in the 40-yard dash.

He began the 2004 season on the Bills practice squad, but was elevated to the 53-man roster in November and saw action at both tight end and offensive tackle. In a Dec. 19 contest at Cincinnati, Peters started his first career NFL game when the team opened up in a two-TE set. During the contest, he blocked a punt and recovered it in the end zone for a TD (pictured above).

In 2005, Peters made the transition from tight end to tackle and credits former Bills coach **Mike Mularkey** for the career-changing move. "Offensive line was one of our weak points and I remember wanting to get on the field any way I could. Coach Mularkey told me about it and Mouse (offensive line coach **Jim McNally**) and I got to work."

Peters officially made the switch to tackle in the middle of the season and started the final nine games of the year at RT. He went on to open the 2006 season as the starting RT and switched to LT for the final nine games of the season. That year, he was named to Peter King's SI.com All-Pro team. After proving to be the Bills' most dominant offensive lineman in 2006, Peters opened 15 contests at LT in 2007 and garnered Pro Bowl honors for the first time in his career.

In 2009, the Eagles acquired Peters in a trade with Buffalo in exchange for a first-round draft pick in 2009, a fourth-round pick in 2009 and a sixth-round pick in 2010. Since then, Peters has made the Pro Bowl seven times, marking the second-most Pro Bowl berths in franchise history.

EARLY ATHLETICISM

As a 9-year old, Peters was taken out of a baseball game after the umpire and opposing coach were convinced he was too old to play in the league. "I struck out 9 batters in the first three innings. My mother had to go home and get my birth certificate before I was allowed back in the game. After I did, I hit a home run."

Peters attended Queen City (TX) High School and earned All-District and All-Area honors as a defensive end. He also lettered in basketball, averaging 18.4 points per game to garner All-District and All-Area honors.



CUSTOM WHEELS

Peters owns a business in Shreveport, LA, named Greedy Boy Customs. "We do custom car work or on really anything with wheels," said Peters. "We've actually done work on a few golf carts." ... Thanks to his grandfather, Dallas Wiggins, buying and restoring cars has been a passion in Jason's life. "He used to take all these old cars and fix them up. When I was little, I was always hanging around watching him and my uncle, and I got hooked."



BRAND JORDAN

Peters started a collection of Jordans in 2006 and now has a collection of over 2,500 that he displays in one closet in his home. His personal favorites are the "black and red 13's."

BIRDSEED

Full name is Jason Raynard Peters. His mother is Teledeo (pronounced Toledo) Simington and his stepfather is Ivory Simington. He has two sisters, Ivy and Chrissy.

Jason is quick to name his mother as the hero in his life, "My mom means everything to me. I definitely wouldn't be where I am today without her. She worked multiple jobs so she could provide for us. In the last year or so she lost over 100 pounds before undergoing two knee replacement surgeries. Now she's doing so much better. She continues to be such a big inspiration to me."

He is single and resides in South Jersey and in Atlanta, TX. He has a son, Jayshaun, who plays football, baseball, and basketball.

Majored in vocational education at Arkansas.



CAREER STATISTICS

Year	Team	GP/S	STARTS			OFF SNAPS	
			LT	RT	TE	No	Pct
2004	Buffalo	5/1	0	0	1	N/A	N/A
2005	Buffalo	16/10	0	9	1	N/A	N/A
2006	Buffalo	16/16	9	7	0	N/A	N/A
2007	Buffalo	15/15	15	0	0	N/A	N/A
2008	Buffalo	13/13	13	0	0	N/A	N/A
2009	Philadelphia	15/15	15	0	0	N/A	N/A
2010	Philadelphia	13/13	13	0	0	N/A	N/A
2011	Philadelphia	14/14	14	0	0	N/A	N/A
2012	Philadelphia	0/0	PLACED ON IR (ACHILLES) (8/27/12)				
2013	Philadelphia	16/16	16	0	0	1018	92%
2014	Philadelphia	16/16	16	0	0	1146	97%
2015	Philadelphia	14/14	14	0	0	760	66%
2016	Philadelphia	16/16	16	0	0	1100	97%
2017	Philadelphia	7/7	7	0	0	422	37%
2018	Philadelphia	2/2	2	0	0	79	52%
Totals		178/168	150	16	2	---	---

PLAYOFFS							
2009	Philadelphia	1/1	1	0	0	N/A	N/A
2010	Philadelphia	1/1	1	0	0	N/A	N/A
2013	Philadelphia	1/1	1	0	0	58	100%
Totals		3/3	3	0	0	---	---

CAREER HIGHLIGHTS

- With his 9th **Pro Bowl** selection and 7th as an Eagle in 2016, Peters has garnered the second-most Pro Bowl nods in team history behind **Chuck Bednarik** (eight)
- Earned *Associated Press* **All-Pro** honors following the 2007, '08, '10, '11, '13 and '14 campaigns. Was named to the first team in 2011 and 2013
- Joined **Frank "Bucko" Kilroy** (1953-55) as the only two offensive linemen in franchise history to earn a **Pro Bowl** berth in three consecutive years
- Since Peters' first **Pro Bowl** selection in 2007, only **Joe Thomas** (10) has been selected to as many Pro Bowls as an offensive lineman
- Has two career touchdowns: Blocked a punt and recovered it in the end zone (12/19/04 at Cin.) and caught **J.P. Losman's** first career TD pass (9/11/05 vs. Hou.)
- In 2014, was named a second-team *AP* **All-Pro** and garnered All-NFC honors from the Pro Football Writers of America
- Was part of an Eagles offensive line in 2013 that blocked for the NFL's leading rusher, **LeSean McCoy**, who finished with a franchise-best 1,607 rushing yards. Also helped the Eagles set a team record with 6,676 total yards and record the second-most points in franchise history (442)

COLLEGE HIGHLIGHTS

- Left Arkansas after his junior season. Played in 36 games and caught 28 passes for 300 yards and 4 TDs as a tight end
- In 2003, earned All-SEC second team honors after starting every game at TE and ranking third on the team with 21 receptions for 218 yards and four TDs
- Played in 13 games (12 starts) as a tight end in 2002
- In 2001, played in 10 games (three starts). He began the season as a reserve defensive end and tackle, moving to tight end for the Auburn contest
- Redshirted in 2000, spending the season as a scout team defensive lineman

TRANSACTIONS

- | | |
|-----------------|---|
| 2004 | Signed by BUF as undrafted free agent |
| 9/1/04 | Waived by BUF |
| 9/7/04 | Signed by BUF to practice squad |
| 11/13/04 | Signed by BUF from practice squad to active roster |
| 7/14/06 | Signed by BUF to 5-year contract extension |
| 4/17/09 | Traded from BUF to PHI for a 1st-round draft pick in 2009, a 4th-round pick in 2009 and a 6th-round pick in 2010 ... Signed by PHI to 6-year contract |
| 8/27/12 | Placed on Reserve/Non-Football Injury List (Achilles) |
| 2/26/14 | Signed by PHI to a 5-year contract |
| 6/14/17 | Signed a 1-year contract extension |
| 10/25/17 | Placed on Injured Reserve (knee) |





6-7 | 332 **Rookie**

DOB: Dec. 16, 1994 (Age 23)



**Lakewood,
California**

**Lakewood
High School**



TCU

**D6-18 (206th overall)
by Philadelphia**

THREE STEP DROP

First job: Was a bouncer at
Varsity Bar near TCU's campus

Surprisingly good skill:
**Proficient at graphic design and
using technology**

First jersey: Magic Johnson, L.A. Lakers

Three favorite throwback jerseys:
Michael Jordan, Chicago Bulls;
Allen Iverson, Philadelphia 76ers;
Kobe Bryant, Los Angeles Lakers

Best player he has faced:
San Francisco 49ers and former
Oregon DE DeForest Buckner

Favorite TV shows:
Breaking Bad, Sons of Anarchy
and Blacklist

Prized possession: His family



Matt Pryor was originally selected by the Eagles in the 6th round (206th overall) of the 2018 NFL Draft. The California native played collegiately at TCU, where he started in 31 games (23 at guard) and earned All-Big 12 honors following his senior season in 2017.

COLLEGE HIGHLIGHTS

- Started in 31 games (23 at guard) during his tenure with the Horned Frogs, including an Alamo Bowl victory over Stanford to end his collegiate career
- Started every game his junior and senior seasons, winning 17 games during that span
- Named second-team All-Big 12 at the guard position as a senior, when he helped TCU rank 17th in the nation in total touchdowns (62)
- Blocked for QB **Kenny Hill**, who threw for 3,152 yards and rushed for 325 yards in 2017. Helped Hill achieve the 2nd-best completion percentage in the Big 12

TRANSACTIONS

2018 Drafted by PHI in 6th round
(206th overall)
Signed 4-year contract

CAREER STATISTICS


			OFF SNAPS	
Year	Team	GP/S	No	Pct
2018	Philadelphia	0/0	0	0%
Totals		0/0	---	---



LB LARROY REYNOLDS 50



6-1 | 240  **6th Year**
DOB: Nov. 3, 1990 (Age 27)



Virginia
UDFA ('13) by
Jacksonville
Acquired: FA-18

In 2017, Reynolds recovered 2 fumbles on special teams during Atlanta's postseason run.

CAREER HIGHLIGHTS

- Has registered a league-leading 4 special teams FRs since entering the NFL in 2013 (including postseason). The only other player with 4 special teams fumble recoveries since 2013 is three-time Pro Bowl and two-time first-team All-Pro special teamer **Justin Bethel**
- Recovered 2 fumbles on special teams in the 2017 playoffs

2017 - ATLANTA FALCONS (9/0, 2/0)

- Spent the first 7 games on Injured Reserve, but was activated on 10/31/17 and served as a key special teams contributor during Atlanta's playoff run. Recovered 1 special teams fumble in each of Atlanta's postseason games at LAR (1/6/18) and at Phi. (1/13/18). Both FRs led to Falcons' scores and leads



LaRoy Reynolds signed with the Eagles in the 2018 offseason after spending the previous two seasons with Atlanta (2016-17). Reynolds, who entered the NFL as an undrafted rookie with the Jaguars in 2013, has totaled 54 tackles (37 solo) and 34 special teams tackles in 68 career games (7 starts).

SPECIAL TEAMS TACKLES

JAGUARS PLAYERS IN 2014

LaRoy Reynolds	10
Will Ta'ufo'ou	7
Jordan Todman	7

SPECIAL TEAMS FUMBLE RECOVERIES

NFL PLAYERS SINCE 2013*

LaRoy Reynolds	4
Justin Bethel	4

** Includes postseason*

Reynolds is tied for the most special teams fumble recoveries (4) in the NFL since 2013.

2016 - ATLANTA FALCONS (16/3, 3/0)

- Played in all 16 regular-season games and each of the Falcons' 3 playoff contests, including **Super Bowl LI** vs. NE (2/5/17)
- Made 3 starts and registered career highs in tackles (23) and defensive snaps (138)

2014 - JACKSONVILLE JAGUARS (16/3)

- Appeared in all 16 games and made the first starts of his pro career (3). Registered 13 tackles on defense and led the Jaguars with a career-high 10 special teams tackles



CAREER STATISTICS

			TACKLES					PASS DEFENSE						FUMBLES			DEF SNAPS	
Year	Team	GP/S	Total	Solo	Asst	TFL	Sacks	Int	Yds	Lg	TD	PD	QPH	FF	FR	Yds	No	Pct
2013	Jacksonville	12/0	9	7	2	0	0.0	0	0	--	0	1	0	0	0	0	57	6%
2014	Jacksonville	16/3	13	9	4	1	0.0	0	0	--	0	0	1	0	0	0	116	10%
2015	Jacksonville	2/0	0	0	0	0	0.0	0	0	--	0	0	0	0	0	0	0	0%
	Chicago	13/1	7	7	0	1	0.0	0	0	--	0	0	0	0	0	0	78	8%
	Totals	15/1	7	7	0	1	0.0	0	0	--	0	0	0	0	0	0	---	---
2016	Atlanta	16/3	23	13	10	0	0.0	0	0	--	0	0	1	0	0	0	138	12%
2017	Atlanta	9/0	2	1	1	0	0.0	0	0	--	0	0	0	0	0	0	14	1%
2018	Philadelphia	2/0	0	0	0	0	0.0	0	0	--	0	0	0	0	0	0	1	1%
Totals		70/7	54	37	17	2	0.0	0	0	--	0	1	2	0	0	0	---	---

PLAYOFFS

2016	Atlanta	3/0	0	0	0	0	0.0	0	0	--	0	0	0	0	0	0	5	2%
2017	Atlanta	2/0	0	0	0	0	0.0	0	0	--	0	0	0	0	0	0	2	1%
Totals		5/0	0	0	0	0	0.0	0	0	--	0	0	0	0	0	0	---	---

ADDITIONAL STATISTICS

Special Teams Tackles: 35 - 2018 (1); 2017 (5); 2016 (7); 2015 (6); 2014 (10); 2013 (6) **Postseason Special Teams Tackles:** 3 - 2017 (3)

Special Teams FRs: 2 - 9/26/16 at NO; 10/19/14 vs. Cle. **Postseason Special Teams FRs:** 2 - 1/13/18 at Phi.; 1/6/18 at LAR

CAREER HIGHS

Tackles	6	2x, last: 9/7/14 at Phi.
Sacks	--	---
PDs	1	12/29/13 at Ind.
FFs	--	---
FRs	--	---

COLLEGE HIGHLIGHTS

- Played in 45 games over four season at the University of Virginia and earned All-ACC honorable mention as a senior in 2012. Was named a team captain that season and finished second on the team in tackles (90) and TFL (9.5). Also finished second on the team in tackles (81) as a junior in 2011
- As a sophomore in 2010, made the transition from safety to linebacker. Despite switching positions, led the team with 66 tackles

2018 GAME-BY-GAME STATISTICS (PHI)

Date	Opp	GP/S	Tot	Solo	Sk	Int	PD	FF	FR	Snap	Pct
Sep 6	Atl	W	1/0	0	0	0.0	0	0	0	1	1%
Sep 16	at TB	L	1/0	0	0	0.0	0	0	0	0	0%
Sep 23	Ind										
Sep 30	at Ten										
Oct 7	Min										
Oct 11	at NYG										
Oct 21	Car										
Oct 28	at Jax										
Nov 11	Dal										
Nov 18	at NO										
Nov 25	NYG										
Dec 3	Was										
Dec 9	at Dal										
Dec 16	at LAR										
Dec 23	Hou										
Dec 30	at Was										
Totals		2/0	0	0	0.0	0	0	0	0	1	1%

TRANSACTIONS

- 2013**
11/12/13 Signed by JAX as undrafted free agent
12/6/13 Suspended by NFL for 4 games
9/26/15 Suspension lifted
9/29/15 Waived by Jaguars
3/16/16 Signed by CHI
3/9/17 Signed by ATL
5/15/18 Re-signed by ATL
 Signed by PHI



6-4 | 303  3rd Year

DOB: Oct. 29, 1993 (Age 24)

Corvallis,
OregonCorvallis
High SchoolOregon State
D3-16 (79th overall)
by Philadelphia**BIRDSEED**

Seumalo is the son of Karen and Joe Seumalo and has three brothers (Andrew, Levi and Noah) and one sister (Jessi).

Seumalo prepped at Corvallis (OR) High School, where he was named 5A First-Team All-State as an offensive and defensive lineman in both his junior and senior seasons. He was also an Under Armour and ESPN All-American.

THREE STEP DROP

Favorite sports moment: Hawaii's 2008 Sugar Bowl season

If he could play another sport: Ping pong

First job: Delivering newspapers in his neighborhood. Woke up at 3 a.m. to start his route

Favorite meal: Hawaiian food

Favorite TV show: *It's Always Sunny in Philadelphia*



Originally selected by Philadelphia in the 3rd round (79th overall) of the 2016 NFL Draft, **Isaac Seumalo** (pronounced SAY-u-MAH-low) was an All-Pac-12 honoree at Oregon State. He has played a key reserve role on the Eagles offensive line, appearing in 23 games and making 6 starts at three positions in his first two seasons.

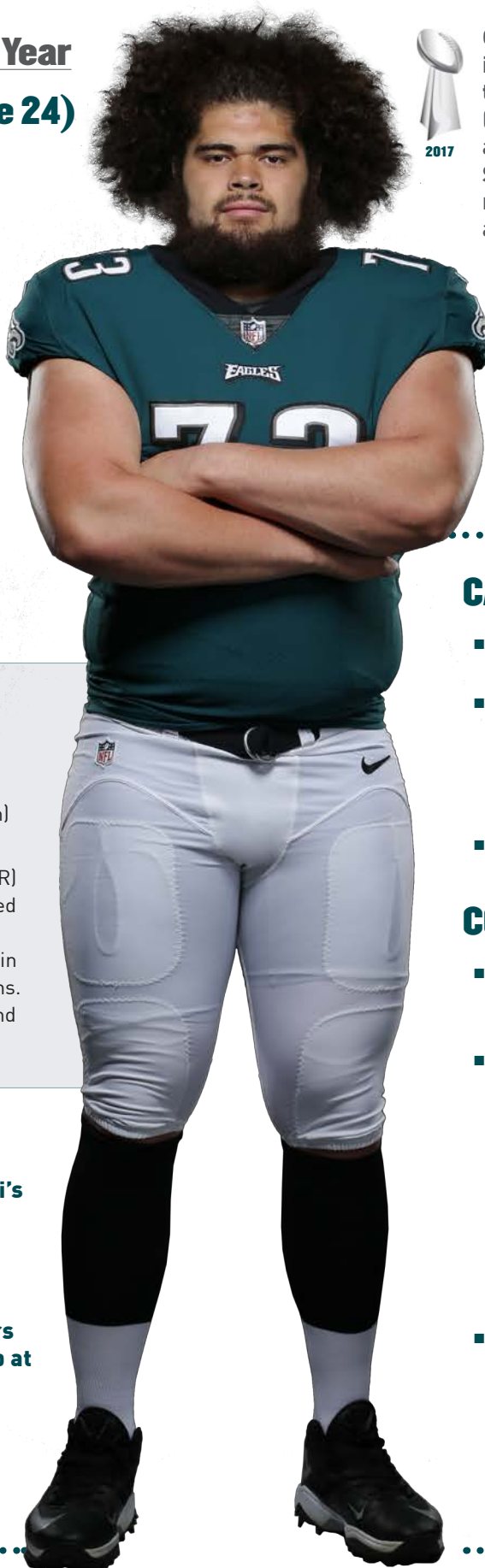
In his first two seasons, Seumalo has played in 23 games while making 6 starts at three different positions.

CAREER HIGHLIGHTS

- Played in a career-high 14 games in 2017, starting 2 games at LG
- Proved to be a key reserve on the offensive line as a rookie in 2016, seeing action in 9 games and starting 4 contests at three different positions (2 at RG, 1 at LG, 1 at RT)
- Made the first start of his career when he opened at RG vs. GB (11/28/16)

COLLEGE HIGHLIGHTS

- Made 37 career starts at Oregon State, opening contests at every position on the offensive line except for left guard
- Sat out the 2014 season recovering from a foot injury, but returned to the field as a redshirt junior in 2015 and went on to start all 12 games for the Beavers (9 at RG, 3 at LT). Prior to the season, was named to the Outland Trophy and Rotary Lombardi Award watch lists and finished the year with All-Pac-12 Honorable Mention and Pac-12 All-Academic First Team honors
- Started 10 games at center and 2 games at RT as a sophomore in 2013, earning Pac-12 All-Conference Second Team honors, while also being named to the Capital One Academic All-District team and the Pac-12 All-Academic First Team





CAREER STATISTICS

			STARTS			OFF SNAPS	
Year	Team	GP/S	LG	RG	RT	No	Pct
2016	Philadelphia	9/4	1	2	1	335	30%
2017	Philadelphia	14/2	2	0	0	284	25%
2018	Philadelphia	2/0	0	0	0	9	6%
Totals		25/6	3	2	1	---	---
PLAYOFFS							
2017	Philadelphia	3/0	0	0	0	23	11%
Totals		3/0	0	0	0	---	---



FOOTBALL IS FAMILY

Seumalo's father, Joe, played college football at Hawaii and is currently the defensive line coach at San Jose State. Prior to coaching, Joe played professionally in NFL Europe and the Canadian Football League.

Joe Seumalo and Eagles head coach Doug Pederson were teammates in 1995 with the Rhein Fire.

Seumalo's brother, Andrew, is the defensive line coach at Lafayette (PA) College and played DT for OSU from 2009-2012. Isaac and Andrew teamed up for one season when Isaac was a freshman and Andrew was a senior.

Seumalo's sister, Jessi, played volleyball for the Beavers and is a football recruiting assistant at her alma mater.

COLLEGE HIGHLIGHTS (Continued)

- In 2012, became the first freshman starting center for Oregon State since **Roger Levasa** in 1978. Was just one of two true freshmen in the country to start their team's season opener at center. Earned All-Pac-12 honorable mention and was named Freshman All-America by *Phil Steele* and *CBSSports.com*

TRANSACTIONS

- 2016** Drafted by PHI in 3rd round (79th overall)
Signed 4-year contract

RB WENDELL SMALLWOOD 28



5-10 | 208  **3rd Year**

DOB: Jan. 20, 1994 (Age 24)



West Virginia
D5a-16 (153rd overall)
by Philadelphia



A native of Wilmington, DE, **Wendell Smallwood** was selected by the Eagles in the 5th round (153rd overall) of the 2016 NFL Draft. Smallwood was an All-Big 12 honoree at West Virginia, where he rushed for the 4th-most yards (1,519) in single-season school history as a junior in 2015.

KICKOFF RETURN AVG. NFL PLAYERS (2016-17)

Alvin Kamara	31.5
Marqise Lee	30.3
Cordarrelle Patterson	30.2
Bobby Rainey	28.5
Jordan Todman	28.1
Tyreek Hill	27.4
Wendell Smallwood	27.2

(min. 10 kickoff returns)

MOST RUSHING YARDS WEST VIRGINIA SINGLE-SEASON HISTORY

1,744	Steve Slaton (2006)
1,710	Avon Cobourne (2002)
1,589	Amos Zereoue (1997)
1,519	W. Smallwood (2015)

THREE STEP DROP

First job: Counselor at the YMCA

Favorite quote: "Do you not know that in a race all the runners run, but only one gets the prize? Run in such a way as to get the prize." - Corinthians 9:24

If he could play another sport, what position: Shooting guard, Philadelphia 76ers

Player he models his game after: Marshall Faulk

Three favorite throwback jerseys: Brian Westbrook, Philadelphia Eagles; Michael Vick, Atlanta Falcons; Michael Jordan, North Carolina



CAREER HIGHLIGHTS

2017 - PHILADELPHIA EAGLES (8/3, 0/0)

- Posted a career-high-tying 4 receptions for a career-high 45 yards and recorded his 2nd career rushing TD at LAC (10/1/17)
- Rushed 12 times for a team-high 71 rushing yards (5.9 avg.) vs. NYG (9/24/17), marking the 2nd-highest single-game total of his career (79 yards on 9/25/16 vs. Pit.)

2016 - PHILADELPHIA EAGLES (13/3)

- Registered his first-career kickoff return TD (86 yards) at Was. (10/16/16), becoming the first Eagles rookie RB to do so since **Derrick Witherspoon** on 12/17/95 vs. Arizona (86 yards)
- Smallwood and **Josh Huff** (98-yard TD vs. Min. on 10/23/16) became the first duo in Eagles history and NFL's fifth since 1970 to produce kickoff return TDs in consecutive weeks



CAREER STATISTICS

Year	Team	GP/S	RUSHING					RECEIVING					OFF SNAPS			KICK RETURNS				
			Att	Yds	Avg	Lg	TD	Rec	Yds	Avg	Lg	TD	TYS	No	Pct	Ret	Yds	Avg	Lg	TD
2016	Philadelphia	13/3	77	312	4.1	19	1	6	55	9.2	18	0	367	164	16%	9	261	29.0	86t	1
2017	Philadelphia	8/3	47	174	3.7	26	1	13	103	7.9	24	0	277	172	15%	4	93	23.3	28	0
2018	Philadelphia	2/0	7	28	4.0	8	0	1	2	2.0	2	0	30	25	17%	0	0	---	--	0
Totals		23/6	131	514	3.9	26	2	20	160	8.0	24	0	674	---	---	13	354	27.2	86t	1

PLAYOFFS

2017	Philadelphia	0/0	0	0	---	--	0	0	0	---	--	0	0	0	0%	0	0	---	--	0
Totals		0/0	0	0	---	--	0	0	0	---	--	0	0	---	---	0	0	---	--	0

ADDITIONAL STATISTICS

Fumbles/Lost: 1/1 - 2016 (1/1) **Special Teams Tackles:** 3 - 2018 (1); 2016 (2)



CAREER HIGHLIGHTS (Continued)

- Rushed for a career-high 79 yards on 17 carries (4.6 avg.) and recorded the first TD of his NFL career vs. Pit. (9/25/16). His 79 rushing yards were the most by an Eagles rookie since **Bryce Brown** on 12/2/12 at Dal. (169 yards)

COLLEGE HIGHLIGHTS

- Appeared in 38 games (22 starts) and finished his three-year college career with 425 carries for 2,462 yards (5.8 avg.) and 12 TDs. Ended his West Virginia career ranked 9th all-time on the school's rushing list
- Compiled 68 career receptions for 618 yards (9.1 avg.), finishing 5th all-time among RBs in school history in both receptions and receiving yards
- In 2015, led the Big 12 in rushing yards with the 4th-highest single-season total in school history (1,519). Was named second-team All-Big 12 by the *Associated Press*

TRANSACTIONS

- 2016** Drafted by PHI in 5th round (153rd overall)
Signed 4-year contract
- 12/12/16** Placed on Injured Reserve (knee)

ALWAYS AN EAGLE

Smallwood grew up a fan of the Philadelphia Eagles in nearby Wilmington, DE. One of his favorite games he attended was the Eagles-Packers playoff game on January 11, 2004, when he witnessed the Eagles' 4th-and-26 conversion that led to a comeback win in overtime.

Smallwood's favorite all-time Eagle was Duce Staley, who now serves as his position coach. "I was star-struck at the combine after meeting him. I even asked for a picture with him."

BIRDSEED

Smallwood, who majored in criminology with a minor in communications at West Virginia, is the son of Nichelle Barber and Wendell Smallwood. Smallwood owns a pit bull named Prince.

Smallwood began playing football as a fullback and guard for the Claymont (DE) Falcons as a 7-year-old. He played his first three high school seasons at Red Lion Christian Academy in Bear, DE, before finishing high school at Eastern Christian Academy in Elkton, MD.



@WSmallwood28



@weetwiththe_wam



2018 GAME-BY-GAME STATISTICS (PHILADELPHIA)

				RUSHING					RECEIVING						SNAPS			KICK RETURNS				
Date	Opp		GP/S	Att	Yds	Avg	Lg	TD	Rec	Yds	Avg	Lg	TD	TYS	No	Pct	Ret	Yds	Avg	Lg	TD	
Sep 6	Atl	W	1/0	0	0	---	--	0	0	0	---	--	0	0	1	1%	0	0	---	--	0	
Sep 16	at TB	L	1/0	7	28	4.0	8	0	1	2	2.0	2	0	30	24	30%	0	0	---	--	0	
Sep 23	Ind																					
Sep 30	at Ten																					
Oct 7	Min																					
Oct 11	at NYG																					
Oct 21	Car																					
Oct 28	at Jax																					
Nov 11	Dal																					
Nov 18	at NO																					
Nov 25	NYG																					
Dec 3	Was																					
Dec 9	at Dal																					
Dec 16	at LAR																					
Dec 23	Hou																					
Dec 30	at Was																					
Totals			2/0	7	28	4.0	8	0	1	2	2.0	2	0	30	25	17%	0	0	---	--	0	



RB DARREN SPROLES 43



5-6 | 190  **14th Year**

DOB: June 20, 1983 (Age 35)

**Olathe,
Kansas**

**Olathe North
High School**



Kansas State
D4-05 (130th overall)
by San Diego
Acquired: T-N0-14




2017



One of the most versatile weapons in the NFL, **Darren Sproles** was originally acquired by the Eagles in a trade with the Saints in 2014. The three-time Pro Bowler is the only player in NFL history to record 30+ receiving TDs (30), 20+ rushing TDs (22), 1+ kickoff return TD (2) and 1+ punt return TD (7). Sproles also leads all active players and ranks 6th all-time with 19,216 career all-purpose yards.

MOST CAREER ALL-PURPOSE YARDS


NFL HISTORY



JERRY RICE
23,546



BRIAN MITCHELL
23,330



WALTER PAYTON
21,803



EMMITT SMITH
21,564



TIM BROWN
19,682



DARREN SPROLES
19,216



MARSHALL FAULK
19,190



STEVE SMITH SR.
19,180

THREE STEP DROP

If he could play another sport,
what position/team: **Point guard, Chicago Bulls**

Talent he'd most like to have:
Ability to play drums

If he could be any superhero: **Batman**

Actor that would play him in a movie:
Omar Epps

Left starstruck: **Meeting Michael Jordan at NBA All-Star Weekend in Houston**

Favorite hobby: **Golfing**

Favorite meal: **Grandma's fried chicken**

Favorite TV show: **The Wire**

First job: **Working on the assembly line at Culligan Water**

Three favorite throwback jerseys:
LaDainian Tomlinson, San Diego Chargers; Steve Atwater, Denver Broncos; Marshall Faulk, St. Louis Rams

Sproles is the only player in NFL history with ...

**30+ receiving TDs
20+ rushing TDs
1+ kickoff return TD
1+ punt return TD**



CAREER STATISTICS

			RUSHING					RECEIVING						OFF SNAPS			PUNT RETURNS						KICKOFF RETURNS				
Year	Team	GP/S	Att	Yds	Avg	Lg	TD	Rec	Yds	Avg	Lg	TD	TYS	No	Pct	Ret	FC	Yds	Avg	Lg	TD	Ret	Yds	Avg	Lg	TD	
2005	SD	15/0	8	50	6.3	21	0	3	10	3.3	6	0	60	N/A	N/A	18	5	108	6.0	23	0	63	1528	24.3	58	0	
2006	SD	0/0	PLACED ON INJURED RESERVE (ANKLE) ON 8/31/06																								
2007	SD	15/0	37	164	4.4	34	2	10	31	3.1	14	0	195	N/A	N/A	24	2	229	9.5	45t	1	37	1008	27.2	89t	1	
2008	SD	16/0	61	330	5.4	37	1	29	342	11.8	66t	5	672	N/A	N/A	22	12	249	11.3	43	0	53	1376	26.0	103t	1	
2009	SD	16/2	93	343	3.7	21	3	45	497	11.0	81t	4	840	N/A	N/A	26	12	183	7.0	77t	1	54	1300	24.1	66	0	
2010	SD	16/3	50	267	5.3	34	0	59	520	8.8	57t	2	787	N/A	N/A	24	11	166	6.9	16	0	51	1257	24.6	45	0	
2011	NO	16/4	87	603	6.9	36	2	86	710	8.3	39	7	1313	N/A	N/A	29	19	294	10.1	72t	1	40	1089	27.2	92	0	
2012	NO	13/6	48	244	5.1	47	1	75	667	8.9	44	7	911	444	40%	23	14	183	8.0	37	0	18	483	26.8	48	0	
2013	NO	15/4	53	220	4.2	38	2	71	604	8.5	48	2	824	357	32%	29	21	194	6.7	28	0	12	225	21.3	32	0	
2014	Phi	15/0	57	329	5.8	49t	6	40	387	9.7	57	0	716	337	29%	39	16	506	13.0	82t	2	1	15	15.0	15	0	
2015	Phi	16/4	83	317	3.8	27	3	55	388	7.1	35t	1	705	394	34%	38	18	446	11.7	89t	2	1	20	20.0	20	0	
2016	Phi	15/5	94	438	4.7	25t	2	52	427	8.2	73t	2	865	511	45%	17	13	224	13.2	66	0	1	19	19.0	19	0	
2017	Phi	3/0	15	61	4.1	12	0	7	73	10.4	16	0	134	88	8%	1	5	10	10.0	10	0	0	0	---	--	0	
2018	Phi	1/1	5	10	2.0	5	0	4	22	5.5	9	0	32	29	19%	3	1	29	9.7	12	0	0	0	---	--	0	
Totals		172/29	691	3376	4.9	49t	22	536	4678	8.7	81t	30	8054	---	---	293	149	2821	9.6	89t	7	331	8350	25.2	103t	2	

PLAYOFFS

2006	SD	0/0	PLACED ON INJURED RESERVE (ANKLE) ON 8/31/06																								
2007	SD	3/0	4	35	8.8	26	0	3	61	20.3	56t	1	96	N/A	N/A	5	2	28	5.6	13	0	10	223	22.3	30	0	
2008	SD	2/1	33	120	3.6	22t	2	10	136	13.6	62t	1	256	N/A	N/A	5	0	76	15.2	28	0	9	270	30.0	63	0	
2009	SD	1/0	3	33	11.0	22	0	3	30	10.0	19	0	63	N/A	N/A	2	1	3	1.5	3	0	2	44	22.0	27	0	
2011	NO	2/2	13	54	4.2	17t	2	19	152	8.0	44t	1	206	N/A	N/A	5	2	33	6.6	13	0	4	92	23.0	28	0	
2013	NO	2/0	7	31	4.4	13	0	9	63	7.0	14	0	94	62	42%	3	2	31	10.3	14	0	6	141	23.5	39	0	
2017	Phi	0/0	PLACED ON INJURED RESERVE (KNEE) ON 9/25/17																								
Totals		10/3	60	273	4.6	26	4	44	442	10.0	62t	3	715	-	-	20	7	171	8.6	28	0	31	770	24.8	63	0	

ADDITIONAL STATISTICS

Fumbles/Lost: 21/12 - 2017 (1/1); 2016 (1/0); 2015 (2/0); 2014 (2/1); 2013 (2/2); 2010 (3/3); 2009 (3/1); 2008 (3/2); 2007 (1/0); 2005 (3/2)



CAREER HIGHS

Rush Attempts	25	12/16/07 vs. Det.	Scrimmage Yards	178	9/15/14 at Ind.
Rushing Yards	122	12/16/07 vs. Det.	Kickoff Returns	8	10/26/08 at NO
Rushing Long	49t	9/7/14 vs. Jax.	Kickoff Return Yards	201	10/26/08 at NO
Rushing TDs	2	4x, last: 1/7/12 vs. Det. (WC)	Kickoff Return Long	103t	9/14/08 at Den.
Receptions	15	1/14/12 at SF (Div.)	Punt Returns	7	11/15/15 vs. Mia.
Receiving Yards	152	9/15/14 at Ind.	Punt Return Yards	115	12/6/15 at NE
Receiving Long	81t	9/20/09 vs. Bal.	Punt Return Long	89t	9/27/15 at NYJ
Receiving TDs	2	12/4/08 vs. Oak.	All-Purpose Yards	278	9/20/09 vs. Bal.



2018 GAME-BY-GAME STATISTICS (PHILADELPHIA)

				RUSHING					RECEIVING						SNAPS			PUNT RETURNS							KICKOFF RETURNS				
Date	Opp		GP/S	Att	Yds	Avg	Lg	TD	Rec	Yds	Avg	Lg	TD	TYS	No	Pct	Ret	FC	Yds	Avg	Lg	TD	Ret	Yds	Avg	Lg	TD		
Sep 6	Atl	W	1/1	5	10	2.0	5	0	4	22	5.5	9	0	32	29	40%	3	1	29	9.7	12	0	0	0	---	--	0		
Sep 16	at TB	L	0/0	INACTIVE (HAMSTRING)																									
Sep 23	Ind																												
Sep 30	at Ten																												
Oct 7	Min																												
Oct 11	at NYG																												
Oct 21	Car																												
Oct 28	at Jax																												
Nov 11	Dal																												
Nov 18	at NO																												
Nov 25	NYG																												
Dec 3	Was																												
Dec 9	at Dal																												
Dec 16	at LAR																												
Dec 23	Hou																												
Dec 30	at Was																												
Totals			1/1	5	10	2.0	5	0	4	22	5.5	9	0	32	29	19%	3	1	29	9.7	12	0	0	0	---	--	0		



MOTHER KNOWS BEST

Sproles credits his late mother, Annette, for helping him become the person he is today. Annette bravely fought cancer for five years after being diagnosed in 2000. Even though Sproles was recruited by several schools to play football, he chose to attend Kansas State to be close to his mother.

"I wanted to be near her for my family. I wanted it to be easy for her to see my games if she wanted to go. She was a true fighter. I miss her every day."

When Annette passed away in 2004, Sproles honored a promise to his mother to return to school his senior year to complete his degree in criminal justice. "My mom is my hero. She kept me focused on the right things."

SPROLES EMPOWERED YOUTH

The **Sproles Empowered Youth Foundation** is a non-profit organization founded in 2011 that is designed to benefit underserved youth and empower teen boys and girls with life skills that will encourage them to become successful and responsible adults. For more information on Sproles Empowered Youth, please visit SprolesEmpoweredYouth.org.



HIGH SCHOOL STANDOUT

Sproles was a two-time all-state, all-metro and all-league selection at Olathe High School, where he finished his career with 79 TDs and 5,230 rushing yards. As a senior, he was named Kansas Player of the Year by *USA Today* and earned a spot in the Kansas Hall of Fame after helping lead the school to its fourth state championship in five years.

BIRDSEED

Sproles is the son of Larry and Annette Sproles. He also has a younger brother, Terrance. Sproles and his wife, Michel, have two daughters: Devyn and Rhyan. Sproles' father, Larry, played at MidAmerica Nazarene University. "My dad had the same build as me, same type of player. He was shift, quick and did a lot of things just like me."



@DarrenSproles



@dsproles43



2017 GAME-BY-GAME STATISTICS (PHILADELPHIA)

				RUSHING					RECEIVING					SNAPS			PUNT RETURNS						KICKOFF RETURNS				
Date	Opp		GP/S	Att	Yds	Avg	Lg	TD	Rec	Yds	Avg	Lg	TD	TYS	No	Pct	Ret	FC	Yds	Avg	Lg	TD	Ret	Yds	Avg	Lg	TD
Sep 10	at Was	W	1/0	2	2	1.0	2	0	5	43	8.6	15	0	45	33	49%	0	2	0	---	--	0	0	0	---	--	0
Sep 17	at KC	L	1/0	10	48	4.8	12	0	2	30	15.0	16	0	78	50	69%	1	2	10	10.0	10	0	0	0	---	--	0
Sep 24	NYG	W	1/0	3	11	3.7	11	0	0	0	---	--	0	11	5	7%	0	1	0	---	--	0	0	0	---	--	0
PLACED ON INJURED RESERVE (KNEE) ON 9/25/17																											
Totals			3/0	15	61	4.1	12	0	7	73	10.4	16	0	134	88	8%	1	5	10	10.0	10	0	0	0	---	--	0

2016 GAME-BY-GAME STATISTICS (PHILADELPHIA)

				RUSHING					RECEIVING								SNAPS			PUNT RETURNS						KICKOFF RETURNS				
Date	Opp		GP/S	Att	Yds	Avg	Lg	TD	Rec	Yds	Avg	Lg	TD	TYS	No	Pct	Ret	FC	Yds	Avg	Lg	TD	Ret	Yds	Avg	Lg	TD			
Sep 11	Cle	W	1/1	5	12	2.4	6	0	2	24	12.0	15	0	36	38	49%	4	1	59	14.8	40	0	1	19	19.0	19	0			
Sep 19	at Chi	W	1/1	12	40	3.3	14	0	2	8	4.0	6	0	48	41	57%	0	3	0	---	--	0	0	0	---	--	0			
Sep 25	Pit	W	1/0	2	-1	-0.5	0	0	6	128	21.3	73t	1	127	24	48%	2	0	16	8.0	14	0	0	0	---	--	0			
Oct 9	at Det	L	1/0	5	45	9.0	15	0	4	23	5.8	11	0	68	34	56%	1	0	6	6.0	6	0	0	0	---	--	0			
Oct 16	at Was	L	1/0	4	20	5.0	11	0	1	4	4.0	4	0	24	23	44%	3	0	31	10.3	14	0	0	0	---	--	0			
Oct 23	Min	W	1/0	3	26	8.7	17	0	2	23	11.5	19	0	49	26	45%	0	1	0	---	--	0	0	0	---	--	0			
Oct 30	at Dal	L	1/0	15	86	5.7	19	0	5	17	3.4	12	0	103	63	81%	2	1	9	4.5	9	0	0	0	---	--	0			
Nov 6	at NYG	L	1/1	13	57	4.4	17	0	3	14	4.7	6	0	71	60	80%	2	1	76	38.0	66	0	0	0	---	--	0			
Nov 13	Atl	W	1/0	2	19	9.5	11	0	8	57	7.1	12	0	76	31	39%	0	3	0	---	--	0	0	0	---	--	0			
Nov 20	at Sea	L	1/1	2	15	7.5	8	0	1	6	6.0	6	0	21	10	13%	1	1	15	15.0	15	0	0	0	---	--	0			
Nov 28	GB	L	1/0	3	6	2.0	3	0	5	48	9.6	17	0	54	31	53%	0	0	0	---	--	0	0	0	---	--	0			
Dec 4	at Cin	L	1/0	7	14	2.0	5	1	6	35	5.8	8	0	49	44	55%	1	0	7	7.0	7	0	0	0	---	--	0			
Dec 11	Was	L	1/0	5	27	5.4	8	0	2	13	6.5	9	1	40	30	38%	1	0	5	5.0	5	0	0	0	---	--	0			
Dec 18	at Bal	L	0/0	INACTIVE (CONCUSSION)																										
Dec 22	NYG	W	1/0	7	40	5.7	25t	1	2	23	11.5	17	0	63	27	48%	0	1	0	---	--	0	0	0	---	--	0			
Jan 1	Dal	W	1/1	9	32	3.6	11	0	3	4	1.3	11	0	36	29	38%	0	1	0	---	--	0	0	0	---	--	0			
Totals			15/5	94	438	4.7	25t	2	52	427	8.2	73t	2	865	511	45%	17	13	224	13.2	66	0	1	19	19.0	19	0			



CAREER HIGHLIGHTS

- Is the only player in NFL history with 30+ receiving TDs (30), 20+ rushing TDs (22), 1+ kickoff return TD (2) and 1+ punt return TD (7). Overall, is one of just eight players to post 30+ receiving TDs and 20+ rushing TDs
- Leads all active NFL players and ranks 6th all-time with 19,216 career all-purpose yards, behind **Jerry Rice** (23,546, 1985-2004), **Brian Mitchell** (23,330, 1990-2003), **Walter Payton** (21,803, 1975-87), **Emmitt Smith** (21,564, 1990-2004) and **Tim Brown** (19,682, 1988-2004)
- Is one of just two players in NFL history to record 500+ receptions (532), 500+ rush attempts (686) and 500+ kickoff and punt returns (621), joining **Eric Metcalf** (1989-2002)
- His 9 career return TDs (7 punt returns, 2 kickoff returns) are tied for the 6th-most in NFL history, behind **Devin Hester** (19, 2006-present), **Brian Mitchell** (13, 1990-2003), **Dante Hall** (12, 2000-08), **Eric Metcalf** (12, 1989-2002) and **Josh Cribbs** (11, 2005-14)



2015 GAME-BY-GAME STATISTICS (PHILADELPHIA)

				RUSHING					RECEIVING								SNAPS			PUNT RETURNS						KICKOFF RETURNS				
Date	Opp		GP/S	Att	Yds	Avg	Lg	TD	Rec	Yds	Avg	Lg	TD	TYS	No	Pct	Ret	FC	Yds	Avg	Lg	TD	Ret	Yds	Avg	Lg	TD			
Sep 14	at Atl	L	1/0	5	50	10.0	27	0	7	76	10.9	24	0	126	25	34%	3	0	25	8.3	15	0	0	0	---	--	0			
Sep 20	Dal	L	1/0	1	-4	-4.0	-4	0	4	23	5.8	11	0	19	16	26%	2	2	20	10.0	15	0	0	0	---	--	0			
Sep 27	at NYJ	W	1/1	11	17	1.5	12	1	4	19	4.8	9	0	36	33	45%	3	2	89	29.7	89t	1	0	0	---	--	0			
Oct 4	at Was	L	1/1	4	17	4.3	11	0	0	0	--	--	0	17	22	39%	1	2	45	45.0	45	0	0	0	---	--	0			
Oct 11	NO	W	1/0	5	27	5.4	14	0	1	10	10.0	10	0	37	25	30%	0	1	0	---	--	0	0	0	---	--	0			
Oct 19	NYG	W	1/1	2	4	2.0	4	0	1	3	3.0	3	0	7	24	31%	4	1	25	6.3	13	0	0	0	---	--	0			
Oct 25	at Car	L	1/0	3	9	3.0	6	0	5	31	6.2	9	0	40	28	34%	1	2	2	2.0	2	0	0	0	---	--	0			
Nov 8	at Dal	W	1/0	5	23	4.6	8	0	2	3	1.5	7	0	26	22	30%	0	3	0	---	--	0	0	0	---	--	0			
Nov 15	Mia	L	1/0	3	0	0.0	2	0	5	34	6.8	10	0	34	17	18%	7	0	57	8.1	16	0	1	20	20.0	20	0			
Nov 22	TB	L	1/0	6	21	3.5	7	0	3	38	12.7	35t	1	59	29	41%	2	0	6	3.0	7	0	0	0	---	--	0			
Nov 26	at Det	L	1/0	2	4	2.0	5	0	4	21	5.3	16	0	25	19	32%	2	2	3	1.5	5	0	0	0	---	--	0			
Dec 6	at NE	W	1/1	15	66	4.4	13	0	4	34	8.5	16	0	100	35	57%	5	0	115	23.0	83t	1	0	0	---	--	0			
Dec 13	Buf	W	1/0	7	41	5.9	15	1	2	4	2.0	3	0	44	27	35%	4	1	47	11.8	28	0	0	0	---	--	0			
Dec 20	Ari	L	1/0	6	9	1.5	3	0	3	16	5.3	6	0	25	30	47%	2	1	12	6.0	6	0	0	0	---	--	0			
Dec 26	Was	L	1/0	5	9	1.8	8	0	7	56	8.0	14	0	65	31	38%	2	1	0	0.0	0	0	0	0	---	--	0			
Jan 3	at NYG	W	1/0	3	24	8.0	13	1	3	20	6.7	14	0	44	11	17%	0	0	0	---	--	0	0	0	---	--	0			
Totals			16/4	83	317	3.8	27	3	55	388	7.1	35t	1	705	394	34%	38	18	446	11.7	89t	2	1	20	20.0	20	0			



MULTI-TOUCHDOWN GAMES (14)

Date	Opponent	Rush	Rec	Ret	Total
12/25/09	at Ten. (W, 42-17) (WC)	2	1	0	3
9/27/15	at NYJ (W, 24-17)	1	0	1	2
11/10/14	vs. Car. (W, 45-21)	1	0	1	2
11/10/13	vs. Dal. (W, 49-17)	1	1	0	2
9/30/13	vs. Mia. (W, 38-17)	1	1	0	2
12/9/12	at NYG (L, 27-52)	1	1	0	2
1/7/12	vs. Det. (WC) (W, 45-28)	2	0	0	2
10/23/11	vs. Ind. (W, 62-7)	1	1	0	2
1/3/09	vs. Ind. (WC) (W, 23-17)	2	0	0	2
12/28/08	vs. Den. (W, 52-21)	1	1	0	2
12/4/08	vs. Oak. (W, 34-7)	0	2	0	2
9/14/08	at Den. (L, 38-39)	0	1	1	2
12/16/07	vs. Det. (W, 51-14)	2	0	0	2
11/11/07	vs. Ind. (W, 23-21)	0	0	2	2

CAREER HIGHLIGHTS (Continued)

- Is tied for the 7th-most punt return TDs (7) in NFL history, behind **Devin Hester** (14, 2006-16), **Eric Metcalf** (10, 1989-2002), **Brian Mitchell** (9, 1993-2003), **Jack Christiansen** (8, 1951-58), **Desmond Howard** (8, 1992-2002) and **Rick Upchurch** (8, 1975-83)
- Is tied with **DeSean Jackson** (2008-13) for the most punt return TDs (4) in Eagles history
- Ranks 7th in NFL history with 11,171 combined kickoff and punt return yards, trailing only **Brian Mitchell** (19,013, 1990-2003), **Allen Rossum** (15,003, 1998-2009), **Josh Cribbs** (13,488, 2005-14), **Mel Gray** (13,003, 1986-97), **Glyn Milburn** (12,772, 1993-2001) and **Dante Hall** (12,397, 2000-08)
- Is one of just four players in NFL history to record a rushing TD and punt return TD in the same game multiple times, joining **Gale Sayers** (12/3/67 and 12/12/65), **Curly Oden** (1926) and **Ockie Anderson** (1921)

2017 - PHILADELPHIA EAGLES (3/0, 0/0)

- Totaled 15 carries for 61 yards (4.1 avg.), 7 receptions for 73 yards (10.4 avg.) and 1 punt return for 10 yards in 3 games. Sustained a season-ending knee injury vs. NYG (9/24/17)

2016 - PHILADELPHIA EAGLES (15/5)

- Led the Eagles in all-purpose yards (1,108) and scrimmage yards (865) and was selected to the **Pro Bowl** for the third consecutive season. Paced all team RBs in receptions (52), receiving yards (427), receiving TDs (2) and rushing average (4.7) (min. 50 attempts)



6-6 | 227  **3rd Year**

DOB: Oct. 7, 1993 (Age 24)



Indiana
D6-16 (187th overall)
by Washington
Acquired: FA-17

THREE STEP DROP

Nickname: Suddy

Hobbies: Golf and surfing

Desired talents: Ability to sing, play the piano and be incredible at golf

Surprisingly good at:
Pop-a-shot basketball

Favorite athletes growing up: Terrell Davis, John Elway, Barry Bonds and Michael Jordan

Favorite music: Musicals (*Hamilton*, *The Greatest Showman* and *Les Miserables*)

Favorite movie: *Miracle*

Favorite TV show: *The Office*

Favorite quote: "You miss 100 percent of the shots you don't take." - Wayne Gretzky and/or Michael Scott



Nate Sudfeld was signed to the Eagles active roster in Week 9 of 2017 after spending the first 8 weeks of the season on Philadelphia's practice squad. Originally a 6th-round draft choice (187th overall) by the Redskins in 2016, Sudfeld finished his collegiate career as Indiana's all-time leader in passing yards (7,879) and passing TDs (61).

MOST PASSING YARDS ALL-TIME INDIANA HISTORY

Nate Sudfeld (2012-15)	7,879
A. Randle El (1998-2001)	7,469
Ben Chappell (2007-10)	7,251

MOST PASSING TDs ALL-TIME INDIANA HISTORY

Nate Sudfeld (2012-15)	61
Kellen Lewis (2006-08)	48
Ben Chappell (2007-10)	45

CAREER HIGHLIGHTS

2017 - PHILADELPHIA EAGLES (1/0, 1/0)

- Appeared in his first career playoff game in the NFC Championship vs. Min. (1/21/18), kneeling 3 times to close the 38-7 victory
- Made his NFL debut in relief of **Nick Foles** in the regular-season finale vs. Dal. (12/31/17). Completed 19-of-23 (82.6%) attempts for 134 yards and a 90.9 passer rating
- His 82.6% completion percentage was the 2nd-highest by an NFL player in their first career game since 1970, trailing only **Marcus Mariota** on 9/13/15 at TB (86.7%) (min. 15 attempts)

2016 - WASHINGTON REDSKINS (0/0)

- Spent the entire season on the Redskins 53-man roster. Rendered inactive in all 16 regular-season games



CAREER STATISTICS

			PASSING										RUSHING					OFF SNAPS	
Year	Team	GP/S	Att	Cmp	Pct	Yds	Y/A	TD	Int	Lg	Sk/Yd	Rate	Att	Yds	Avg	Lg	TD	No	Pct
2016	Washington	0/0	0	0	---	0	---	0	0	--	0/0	---	0	0	---	--	0	0	0%
2017	Philadelphia	1/0	23	19	82.6	134	5.8	0	0	16	3/24	90.9	1	22	22.0	22	0	40	4%
2018	Philadelphia	0/0	0	0	---	0	---	0	0	--	0/0	---	0	0	---	--	0	0	0%
Totals		1/0	23	19	82.6	134	5.8	0	0	16	3/24	90.9	1	22	22.0	22	0	---	---

PLAYOFFS																			
2017	Philadelphia	1/0	0	0	---	0	---	0	0	--	0/0	---	3	-4	-1.3	-1	0	3	1%
Totals		1/0	0	0	---	0	---	0	0	--	0/0	---	3	-4	-1.3	-1	0	---	---

CAREER HIGHS

Pass Attempts	23	12/31/17 vs. Dal.
Completions	19	12/31/17 vs. Dal.
Passing Yards	134	12/31/17 vs. Dal.
Yards/Attempt	5.8	12/31/17 vs. Dal.
Passing Long	16	12/31/17 vs. Dal.
Passing TDs	--	---
Completion %	82.6	12/31/17 vs. Dal.
Passer Rating	90.9	12/31/17 vs. Dal.
Rush Attempts	3	1/21/18 vs. Min. (Conf.)
Rushing Yards	22	12/31/17 vs. Dal.
Rushing Long	22	12/31/17 vs. Dal.
Rushing TDs	--	---

COLLEGE HIGHLIGHTS

- Played collegiately at Indiana from 2012-15, appearing in 37 games with 26 starts
- Finished as the Hoosiers' all-time leader in passing TDs (61) and passing yards (7,879). Also ranked 2nd in school history in completions (593) and completion percentage (60.3%) and 3rd in total offense (8,011)
- Earned third-team All-Big Ten honors as a senior after leading the Big Ten in passing yards (3,573), TDs (27) and passing efficiency (151.0)
- Led the Hoosiers to the Pinstripe Bowl, which was the program's first bowl berth in seven years

TRANSACTIONS

2016	Drafted by WAS in 6th round (187th overall) <i>Signed 4-year contract</i>
9/2/17	Waived by WAS
9/3/17	Signed by PHI to practice squad
11/1/17	Signed by PHI from practice squad to active roster

BIRDSEED

Sudfeld is the son of Michelle and Ralph Sudfeld. His brothers, Matthew and Zach, each played college football. Matthew was a WR at Brown (2007-11) and Zach was a TE at Nevada (2007-12) who played two seasons in the NFL.

Sudfeld attended Modesto (CA) Christian HS, where he earned Trans Valley League Offensive MVP, second-team all-state and first-team all-district honors.

Sudfeld, who was a liberal studies major at Indiana, has completed mission trips to Uganda with **Assist International**, an aid organization started by his grandfather, Bob Pagett.



@NateSudfeld



@natesudfeld





2018 GAME-BY-GAME STATISTICS (PHILADELPHIA)

				PASSING									RUSHING					SNAPS		
Date	Opp		GP/S	Att	Cmp	Pct	Yds	Y/A	TD	Int	Lg	Sk/Yd	Rat	Att	Yds	Avg	Lg	TD	No	Pct
Sep 6	Atl	W	0/0	DID NOT PLAY																
Sep 16	at TB	L	0/0	DID NOT PLAY																
Sep 23	Ind																			
Sep 30	at Ten																			
Oct 7	Min																			
Oct 11	at NYG																			
Oct 21	Car																			
Oct 28	at Jax																			
Nov 11	Dal																			
Nov 18	at NO																			
Nov 25	NYG																			
Dec 3	Was																			
Dec 9	at Dal																			
Dec 16	at LAR																			
Dec 23	Hou																			
Dec 30	at Was																			
Totals			0/0	0	0	---	0	--	0	0	--	0/0	---	0	0	---	--	0	0	---





6-5 | 251 **Rookie**

DOB: March 29, 1997 (Age 21)

Chesapeake, Virginia

Oscar Smith High School



Florida State
D4b-18 (130th overall)
by Philadelphia

FUMBLE RECOVERIES

ATLANTIC COAST CONFERENCE (2015)

3	Josh Sweat (Florida State)
3	Connor Strachan (BC)
3	Kwontie Moore (Virginia)
3	Justin Simmons (BC)

THREE STEP DROP

Bucket list: Learn to snowboard

If he could play another sport: Soccer goalie

Players he models his game after:
Von Miller and Jadeveon Clowney

Favorite athletes growing up:
Jared Allen and Clay Matthews

Favorite movie: *Monsters, Inc.*

Favorite TV show:
The Amazing World of Gumball

Favorite music: R&B

Favorite throwback jersey:
1929 Green Bay Packers jersey

Favorite quote: "Just because you're right doesn't mean you are correct."



Josh Sweat was selected by the Eagles in the 4th round (130th overall) of the 2018 NFL Draft following a three-year career at Florida State, where he finished with 138 tackles, 29 TFL, 14.5 sacks, 3 FRs and 1 FF in 37 career games. As a junior in 2017, Sweat was named to the Bronco Nagurski Award watch list and led the Seminoles with 5.5 sacks.

SACK LEADERS

FLORIDA STATE UNIVERSITY (2015-17)

D. Walker (2015-16)	26.5
Josh Sweat (2015-17)	14.5
Brian Burns (2016-17)	14.0
Derrick Nnadi (2015-17)	11.5

COLLEGE HIGHLIGHTS

- In 37 career games for the Seminoles, compiled 138 tackles (77 solo), 29 TFL, 14.5 sacks, 1 FF and 3 FRs
- As a junior in 2017, was named to the Bronco Nagurski Award watch list and led Florida State with 5.5 sacks. Also notched a career-high 56 tackles, marking the third-highest total on the team
- In 2016, was part of a Seminoles defense that ranked No. 1 in the nation in sacks per game (3.92) and No. 2 overall in total sacks (51.0). Posted a career-high 7.0 sacks
- Despite suffering a significant knee injury as a high school senior, played all 13 games as a true freshman at Florida State in 2015 and earned Freshman All-America Honorable Mention accolades from *CampusInsiders.com*. Finished his first season with 41 tackles, 2 sacks, an INT and 3 FRs. The 3 FRs tied for the most in the Atlantic Coast Conference (ACC) and ranked 7th in the nation

TRANSACTIONS

2018 Drafted by PHI in 4th round (130th overall)
 Signed 4-year contract



CAREER STATISTICS

			TACKLES					PASS DEFENSE						FUMBLES			DEF SNAPS	
Year	Team	GP/S	Total	Solo	Asst	TFL	Sacks	Int	Yds	Lg	TD	PD	QPH	FF	FR	Yds	No	Pct
2018	Philadelphia	0/0	0	0	0	0	0	0	0	--	0	0	0	0	0	0	0	0%
Totals		0/0	0	0	0	0	0.0	0	0	--	0	0	0	0	0	0	0	0%

CAREER HIGHS

Tackles	--	---
Sacks	--	---
PDs	--	---
FFs	--	---
FRs	--	---

2018 GAME-BY-GAME STATISTICS (PHI)

Date	Opp	GP/S	Tot	Solo	Sk	Int	PD	FF	FR	Snap	Pct
Sep 6	Atl	W	INACTIVE								
Sep 16	at TB	L	INACTIVE								
Sep 23	Ind										
Sep 30	at Ten										
Oct 7	Min										
Oct 11	at NYG										
Oct 21	Car										
Oct 28	at Jax										
Nov 11	Dal										
Nov 18	at NO										
Nov 25	NYG										
Dec 3	Was										
Dec 9	at Dal										
Dec 16	at LAR										
Dec 23	Hou										
Dec 30	at Was										
Totals		0/0	0	0	0.0	0	0	0	0	0	0%



BIRDSEED

A consensus five-star defensive end prospect out of Oscar Smith High School in Chesapeake, VA, Sweat was named to the 2015 Under Armour All-America Game and was ranked No. 1 in the nation at his position by *Scout.com* and *247Sports*. Additionally, Sweat was named the No. 5 and No. 11 overall prospect in the country by *Scout.com* and ESPN, respectively.

Sweat played in two games as a senior in high school before a knee injury derailed his final season. As a junior, Sweat compiled 94 tackles, including 31 TFL, and an astounding 22 sacks.



@SweatyJ_9



@sweaty_j



6-4 | 299  **3rd Year**

DOB: Jan. 15, 1994 (Age 24)

**Pago Pago,
American Samoa**



**Tafuna
High School**



Washington State
UDFA ('16) by Philadelphia

In 2016, Vaeao joined Sam Rayburn in 2003 (2.0) as the only undrafted rookies in Eagles history to produce multiple sacks in a season.

THREE STEP DROP

If he could play another sport, what team/position: **Forward for the Manu Samoa rugby squad**

If he could be any superhero: **Superman**


Favorite family tradition: Tonai
(a big, traditional family dinner on Sundays in Samoa)

Favorite movie: Lord of the Rings

Favorite meal: Taro and palusami

Favorite hobby: Swimming

Favorite quote: "When you have confidence, you can have a lot of fun. And when you have fun, you can do amazing things." - Joe Namath



A native of American Samoa, **Destiny Vaeao** (pronounced VIE-ow) originally joined the Eagles as an undrafted free agent in 2016 and has totaled 36 tackles (19 solo), 2.0 sacks and 1 FF in 27 career games. Vaeao, who had never set foot in the United States until he enrolled at Washington State, finished his college career with 84 tackles, 7.0 sacks, 2 FFs and 2 FRs in 44 contests.

CAREER HIGHLIGHTS

2018 - PHILADELPHIA EAGLES (1/1)

- Made his 1st-career start vs. Atl. (9/6/18)

2017 - PHILADELPHIA EAGLES (11/0, 1/0)

- Recorded 17 tackles (8 solo) and 1 PD in 11 regular-season games
- Made his NFL postseason debut in the NFC Championship vs. Min. (1/21/18) and posted 1 tackle

2016 - PHILADELPHIA EAGLES (16/0)

- Played in all 16 games as a rookie and finished with 19 tackles (11 solo), 2.0 sacks and 1 FF
- Sacked Giants QB **Eli Manning** and notched a career-high 4 tackles at NYG (11/6/16)
- Strip-sacked Bears QB **Jay Cutler** at Chi. (9/19/16). Marked his first career sack and forced fumble

COLLEGE HIGHLIGHTS

- Named to the All-Pac-12 Second Team after registering 41 tackles, 12 TFL, 4.5 sacks, 1 FF, 1 FR and 1 blocked kick in 13 starts as a senior in 2015
- Started all 10 games he appeared in as a junior in 2014, posting 14 tackles, 3.5 TFL, 2.0 sacks and 1 FR
- Appeared in 11 games (10 starts) as a sophomore in 2013, producing 24 tackles and 3.5 TFL

TRANSACTIONS

2016 Signed by PHI as UDFA



CAREER STATISTICS

			TACKLES					PASS DEFENSE						FUMBLES			DEF SNAPS	
Year	Team	GP/S	Total	Solo	Asst	TFL	Sacks	Int	Yds	Lg	TD	PD	QPH	FF	FR	Yds	No	Pct
2016	Philadelphia	16/0	19	11	8	1	2.0	0	0	--	0	0	3	1	0	0	268	26%
2017	Philadelphia	11/0	17	8	9	0	0.0	0	0	--	0	1	0	0	0	0	230	22%
2018	Philadelphia	2/1	1	1	0	0	0.0	0	0	--	0	0	2	0	0	0	50	39%
Totals		29/1	37	20	17	1	2.0	0	0	--	0	1	5	1	0	0	---	---
PLAYOFFS																		
2017	Philadelphia	1/0	1	1	0	0	0.0	0	0	--	0	0	0	0	0	0	11	5%
Totals		1/0	1	1	0	0	0.0	0	0	--	0	0	0	0	0	0	---	---

PLAYOFFS

2017	Philadelphia	1/0	1	1	0	0	0.0	0	0	--	0	0	0	0	0	0	11	5%
Totals		1/0	1	1	0	0	0.0	0	0	--	0	0	0	0	0	0	---	---

CAREER HIGHS

Tackles	4	11/6/16 at NYG
Sacks	1.0	2x, last: 11/6/16 at NYG
INTs	--	---
PDs	1	11/19/17 at Dal.
FFs	1	9/19/16 at Chi.
FRs	--	---

2018 GAME-BY-GAME STATISTICS (PHI)

Date	Opp	GP/S	Tot	Solo	Sk	Int	PD	FF	FR	Snap	Pct
Sep 6	Atl	W	1/1	1	1	0.0	0	0	0	27	39%
Sep 16	at TB	L	1/0	0	0	0.0	0	0	0	23	40%
Sep 23	Ind										
Sep 30	at Ten										
Oct 7	Min										
Oct 11	at NYG										
Oct 21	Car										
Oct 28	at Jax										
Nov 11	Dal										
Nov 18	at NO										
Nov 25	NYG										
Dec 3	Was										
Dec 9	at Dal										
Dec 16	at LAR										
Dec 23	Hou										
Dec 30	at Was										
Totals			2/1	1	1	0.0	0	0	0	50	39%



BIRDSEED

Vaeao, who earned a degree in criminal justice from Washington State in May 2015, is the son of Naomi Vaeao and the late Tepatasi Vaeao and has three brothers and one sister. His older sister also attended Washington State.

Vaeao reached the Island Championship game with Tafuna High School (Pago Pago, American Samoa) in each of his last two seasons, winning the title his junior year. As a senior, he produced 500 receiving yards and 8 TDs as a tight end. Vaeao was selected to play in the International Bowl All-Star Game for high school seniors from Samoa and Canada against seniors from other states. He participated in the 2011 Samoa Bowl, 2012 IFAF World Game and 2012 IFAF Samoa vs. Australia Game.

Vaeao also played soccer, rugby and volleyball in high school.



@DestinyVaeao



@destinyvaeao



6-6 | 320  **3rd Year**
DOB: June 16, 1993 (Age 25)



TCU
D5b-16 (164th overall)
by Philadelphia



2017

A valuable member of Philadelphia's offensive line, **Halapoulivaati Vaitai** (pronounced hal-lah-poo-lee-VAH-tee VIE-tie) was originally selected in the 5th round (164th overall) of the 2016 NFL Draft. In Week 8 of 2017, Vaitai took over as the Eagles' starting LT following a season-ending injury to **Jason Peters** and played a crucial role on Philadelphia's **Super Bowl LII**-winning offensive line.

Vaitai played a career-high 16 regular-season games in 2017, including 10 starts (9 at LT, 1 at RT).

CAREER HIGHLIGHTS

- Appeared in a career-high 16 regular-season games in 2017, including 10 starts (9 at LT, 1 at RT). In Week 8, took over as the starting LT following a season-ending injury to **Jason Peters** and played a crucial on the Eagles' **Super Bowl LII**-winning offensive line. Helped the team rank 3rd in the NFL in offensive points (414, tied) and rushing offense (132.2) and 7th in total offense (365.8)
- Filled in at RT for the Eagles as a rookie in 2016, appeared in 7 games (6 starts)
- Started and played in his first career game at Was. (10/16/16)

COLLEGE HIGHLIGHTS

- Competed in 42 games (31 starts) at both tackle positions for TCU (2012-15), where he was a two-time All-Big 12 second-team selection
- As a senior in 2015, was awarded with second-team All-Big 12 accolades after starting in 11 of 12 contests, anchoring an o-line that contributed to a 1,000-yard receiver and a 1,000-yard rusher in the same season for just the second time in TCU history

THREE STEP DROP

If he could be a superhero: **Batman**

If he could play another sport:
WWE wrestler

Favorite athlete as a kid: **Yao Ming**

Favorite athlete to watch now:
Jason Peters

Favorite meal:
Hamburger and french fries

Strangest thing he likes to eat:
Octopus

Favorite movies:
Action, comedies, thrillers

Favorite TV shows: **Fresh Prince of Bel-Air and Friends**

Favorite music: **Enjoys all types of music, especially country and island reggae**

Favorite quote: **"I don't have to do this, I get to do this."**





BAND OF BROTHERS

Halapoulivaati is the oldest of three Vaitai brothers. Twins Kevin and Will are just 11 months younger than 'Big V' and the three played on the offensive line together at Haltom (TX) HS. After playing TE as a freshman, 'Big V' moved to RT as a sophomore and immediately earned a starting job. That year, he was joined on the o-line by Kevin (LG) and Will (RG). Big V stayed at RT for his final two years at Haltom, while Kevin moved to C and Will moved to LG.

POLYNESIAN ROOTS

Vaitai learned to play the guitar at a young age when his cousin taught him three chords. He plays by ear and does not read music. "Polynesians are very musically talented and they always play by ear. I also know how to play the ukulele, but prefer the guitar because it's bigger." Growing up, Vaitai and his family ate a lot of traditional Polynesian foods. "Roasted pig is a staple and spinach is a main ingredient in every dish."

APPLIED LEARNING

Vaitai majored in criminal justice at TCU with a minor in social work. After his playing career is over, he wants to work for the Department of Homeland Security. In Fall 2015, Vaitai interned with Youth Advocate Programs, Inc., an agency that provides direct service to vulnerable and high-need youth and families. As a part of his internship, Big V was paired with a sixth grader who suffered from severe ADHD. "My job was to mentor him and take him out after school. It was a very eye-opening experience. The hardest part of the job is having to shut down your feelings and emotions. You get exposed to serious and dire living conditions, but our only job is to be a big brother to the kids. We can't try to fix everything."

BIRDSEED

Vaitai is named after his father's cousin. His parents, Talikavili and Shirley Vaitai, are originally from Tonga and moved to the United States in the 1980s. Vaitai and his wife, Caitlin, have one son, Vaati. The family has two dogs: a terrier named Abby and a chihuahua named Coffee.



@TCU74



@philly_72

CAREER STATISTICS

			STARTS		OFF SNAPS	
Year	Team	GP/S	LT	RT	No	Pct
2016	Philadelphia	7/6	0	6	423	37%
2017	Philadelphia	16/10	9	1	829	73%
2018	Philadelphia	2/0	0	0	72	48%
Totals		25/16	9	7	---	---
PLAYOFFS						
2017	Philadelphia	3/3	3	0	207	100%
Totals		3/3	3	0	---	---

COLLEGE HIGHLIGHTS (Continued)

- Earned All-Big 12 second-team honors in 2014 after starting at right tackle for all 13 games. Was part of an offense that ranked second in the nation in scoring (46.5 ppg) and tied for fifth in total offense (533.0 ypg), in addition to setting single-season school records for points (604), passing yards (4,240), total yards (6,929), first downs (331) and plays (1,038)

TRANSACTIONS

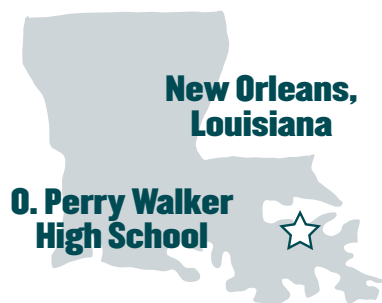
2016

Drafted by PHI in 5th round (164th overall)
Signed 4-year contract



6-0 | 200  **10th Year**

DOB: Aug. 1, 1986 (Age 32)



**New Orleans,
Louisiana**

**O. Perry Walker
High School**

Ole Miss

Mississippi

D3-09 (84th overall)

by Pittsburgh

Acquired: FA-Bal-18



Mike Wallace signed with the Eagles in the 2018 offseason following a two-year stint with the Ravens. Originally a 3rd-round draft choice of the Steelers in 2009, Wallace is one of nine active NFL players with 8,000 receiving yards and 500 catches. He also joins **DeSean Jackson** as the only players to record 500 catches and 50 TDs while averaging 15.0 yards per reception.

MOST RECEIVING YARDS ACTIVE NFL PLAYERS SINCE 2009

Antonio Brown	10,070
Larry Fitzgerald	9,674
Brandon Marshall	9,362
Julio Jones	9,287
DeSean Jackson	8,850
Demaryius Thomas	8,734
A.J. Green	8,374
Mike Wallace	8,072

BIRDSEED

Wallace prepped at O. Perry Walker (New Orleans) High School, where he was named league and district MVP after recording 60 catches for 1,039 yards and 19 TDs as a senior. He also earned All-State honors in the 100-meter dash in track and field.

Although he goes by Mike, his first name is actually Burnell, which he went by when he was in high school.

Wallace ran the 2nd-fastest 40-yard dash (4.28 seconds) at the 2009 NFL Scouting Combine, behind Darius Heyward-Bey.



@Wallace17_daKid

In 2017, Wallace led the Ravens in receiving yards (748), receiving average (14.4) and receiving first downs (33) and tied for the team lead in receiving touchdowns (4).

RECEIVING AVERAGE ACTIVE NFL PLAYERS SINCE 2009

DeSean Jackson	17.9
T.Y. Hilton	15.7
Julio Jones	15.5
Rob Gronkowski	15.1
Mike Wallace	15.0

(min. 400 receptions)

CAREER HIGHLIGHTS

- Is one of nine active NFL players to record 8,000 receiving yards (8,072) and 500 receptions (538)
- Joins **DeSean Jackson** as the only active NFL players to produce at least 500 receptions (538) and 50 receiving TDs (57) while averaging 15.0 yards per reception (15.0)
- Since 2009, ranks 8th among active NFL players with 8,072 receiving yards and 5th in yards per catch (15.0) (min. 400 receptions)



CAREER STATISTICS

Year	Team	GP/S	RECEIVING					OFF SNAPS	
			Rec	Yds	Avg	Lg	TD	No	Pct
2009	Pittsburgh	16/4	39	756	19.4	60t	6	N/A	N/A
2010	Pittsburgh	16/16	60	1257	21.0	56t	10	N/A	N/A
2011	Pittsburgh	16/14	72	1193	16.6	95t	8	N/A	N/A
2012	Pittsburgh	15/14	64	836	13.1	82t	8	835	78%
2013	Miami	16/16	73	930	12.7	57	5	951	93%
2014	Miami	16/16	67	862	12.9	50	10	819	75%
2015	Minnesota	16/12	39	473	12.1	34	2	748	73%
2016	Baltimore	16/16	72	1017	14.1	95t	4	873	77%
2017	Baltimore	15/14	52	748	14.4	66	4	714	66%
2018	Philadelphia	2/2	0	0	---	--	0	73	48%
Totals		144/124	538	8072	15.0	95t	57	---	---

PLAYOFFS

2010	Pittsburgh	3/2	13	115	8.8	25t	1	N/A	N/A
2011	Pittsburgh	1/1	3	26	8.7	17	0	N/A	N/A
2015	Minnesota	1/0	1	10	10.0	10	0	41	69%
Totals		5/3	17	151	8.9	25t	1	---	---

ADDITIONAL STATISTICS

Fumbles/Lost: 8/4 - 2016 (1/0); 2014 (2/1); 2012 (2/1); 2011 (1/1); 2010 (1/0); 2009 (1/1) **Miscellaneous FRs:** 3 - 2017 (1); 2012 (1); 2010 (1)

Rushing Totals: 34 for 241 yards (7.1 avg.)

Postseason Rushing Totals: 3 for -1 yard (-0.3 avg.)

Kickoff Returns: 1 for 26 yards (11/15/09 vs. Cin.)

CAREER HIGHS

Receptions	10	10/23/16 at NYJ
Receiving Yards	144	9/25/11 at Ind.
Receiving Long	95t	2x, last: 11/6/16 vs. Pit.
Receiving TDs	2	7x, last: 9/18/16 at Cle.

CAREER HIGHLIGHTS (Continued)

- Earned his first **Pro Bowl** nod following the 2011 season after leading the Steelers in receptions (72), receiving yards (1,193) and receiving TDs (8)
- Caught 9 passes for 89 yards and 1 TD when Pittsburgh faced Green Bay in **Super Bowl XLV** (2/6/11)

2017 - BALTIMORE RAVENS (15/14)

- Led the Ravens in receiving yards (748) and receiving average (14.4) and tied for the team lead in receiving TDs (4)
- Set a single-game franchise record in receiving average (44.3) after posting 3 receptions for 133 yards in the 30-17 victory at Oak. (10/8/17)



100+ YARD GAMES (23)

Date	Opponent	Yards
9/25/11	at Indianapolis Colts (W, 23-20)	144
11/14/10	vs. New England Patriots (L, 26-39)	136
10/8/17	at Oakland Raiders (W, 30-17)	133
11/24/13	vs. Carolina Panthers (L, 16-20)	127
9/18/11	vs. Seattle Seahawks (W, 24-0)	126
11/6/16	vs. Pittsburgh Steelers (W, 21-14)	124
9/23/12	at Oakland Raiders (L, 31-34)	123
10/23/16	at New York Jets (L, 16-24)	120
10/23/11	at Arizona Cardinals (W, 32-20)	118
12/3/17	vs. Detroit Lions (W, 44-20)	116
11/21/10	vs. Oakland Raiders (W, 35-3)	116
9/15/13	at Indianapolis Colts (W, 24-20)	115
12/9/12	vs. San Diego Chargers (L, 24-34)	112
11/8/10	at Cincinnati Bengals (W, 27-21)	110
9/11/11	at Baltimore Ravens (L, 7-35)	107
12/15/13	vs. New England Patriots (W, 24-20)	105
10/6/13	vs. Baltimore Ravens (L, 23-26)	105
1/2/11	at Cleveland Browns (W, 41-9)	105
12/14/14	at New England Patriots (L, 13-41)	104
12/23/10	vs. Carolina Panthers (W, 27-3)	104
12/19/10	vs. New York Jets (L, 17-22)	102
9/27/09	at Cincinnati Bengals (L, 20-23)	102
9/26/10	at Tampa Bay Buccaneers (W, 38-13)	100

MULTI-TOUCHDOWN GAMES (7)

Date	Opponent	TDs
9/18/16	at Cleveland Browns (W, 25-20)	2
12/21/14	vs. Minnesota Vikings (W, 37-35)	2
12/9/12	vs. San Diego Chargers (L, 24-34)	2
12/4/11	vs. Cincinnati Bengals (W, 35-7)	2
11/14/10	vs. New England Patriots (L, 26-39)	2
9/26/10	at Tampa Bay Buccaneers (W, 38-13)	2
12/20/09	vs. Green Bay Packers (W, 37-36)	2



2018 GAME-BY-GAME STATISTICS (PHI)

				RECEIVING					SNAPS	
Date	Opp		GP/S	Rec	Yds	Avg	Lg	TD	No	Pct
Sep 6	Atl	W	1/1	0	0	---	--	0	66	92%
Sep 16	at TB	L	1/1	0	0	---	--	0	7	9%
Sep 23	Ind									
Sep 30	at Ten									
Oct 7	Min									
Oct 11	at NYG									
Oct 21	Car									
Oct 28	at Jax									
Nov 11	Dal									
Nov 18	at NO									
Nov 25	NYG									
Dec 3	Was									
Dec 9	at Dal									
Dec 16	at LAR									
Dec 23	Hou									
Dec 30	at Was									
Totals			2/2	0	0	---	--	0	73	48%

2017 GAME-BY-GAME STATISTICS (BAL)

				RECEIVING					SNAPS	
Date	Opp		GP/S	Rec	Yds	Avg	Lg	TD	No	Pct
Sep 10	at Cin	W	1/0	1	8	8.0	8	0	47	71%
Sep 17	Cle	W	1/1	1	7	7.0	7	0	48	71%
Sep 24	at Jax	L	1/1	1	6	6.0	6	0	50	86%
Oct 1	Pit	L	1/1	6	55	9.2	16t	1	52	75%
Oct 8	at Oak	W	1/1	3	133	44.3	54	0	34	52%
Oct 15	Chi	L	1/1	3	30	10.0	16	0	70	96%
Oct 22	at Min	L	1/1	1	9	9.0	9	0	5	8%
Oct 26	Mia	W	0/0	INACTIVE (CONCUSSION)						
Nov 5	at Ten	L	1/1	4	19	4.8	8	1	59	78%
Nov 19	at GB	W	1/1	4	56	14.0	21t	1	41	70%
Nov 27	Hou	W	1/1	5	48	9.6	24	0	50	75%
Dec 3	Det	W	1/1	5	116	23.2	66	0	47	73%
Dec 10	at Pit	L	1/1	3	72	24.0	40	0	40	63%
Dec 17	at Cle	W	1/1	6	89	14.8	30	0	48	63%
Dec 23	Ind	W	1/1	4	60	15.0	23	0	58	80%
Dec 31	Cin	L	1/1	5	40	8.0	12	1	65	86%
Totals			15/14	52	748	14.4	66	4	714	66%



CAREER HIGHLIGHTS (Continued)

2016 - BALTIMORE RAVENS (16/16)

- Registered his third career 1,000+ yard season, posting a team-leading 1,017 yards and 4 TDs on 72 receptions (14.1 avg.). Also led the NFL with 5 receptions of 50+ yards
- Produced a career-long (tied) 95-yard receiving TD in the 21-14 victory vs. Pit. (11/6/16), which marked the longest offensive play in Ravens history

2015 - MINNESOTA VIKINGS (16/12, 1/0)

- Registered 473 yards and 2 TDs on 39 receptions, helping the Vikings win the NFC North title

2014 - MIAMI DOLPHINS (16/16)

- Led the Dolphins with 862 receiving yards and a career-high-tying 10 receiving TDs (also 2010 with Pittsburgh)

2013 - MIAMI DOLPHINS (16/16)

- Posted a career-high 73 receptions for 930 yards and 5 TDs in his first season with the Dolphins

2012 - PITTSBURGH STEELERS (15/14)


- Established a team-high 836 receiving yards and tied for the team lead with 8 receiving TDs

2011 - PITTSBURGH STEELERS (16/14, 1/1)

- Named to his first career **Pro Bowl** after leading Pittsburgh in receptions (72), receiving yards (1,193), yards per reception (16.6) and receiving TDs (8)



6-2 | 323  **6th Year**
DOB: Sept. 14, 1991 (Age 28)



Alabama
D1-13 (10th overall)
by Tennessee
Acquired: FA-Ten-17



2017



Chance Warmack was signed by the Eagles during the 2017 offseason after spending the first four seasons of his career with the Titans. Warmack, who was selected by Tennessee with the 10th-overall pick in 2013, was a part of three national championship teams at Alabama, where he was tutored by Eagles OL coach Jeff Stoutland.

CAREER HIGHLIGHTS

- Saw action in 10 games in his first season with the Eagles, including 3 starts at left guard
- With starts in all 16 games at RG in 2013, became the first Titans rookie OL to start every game since **Michael Roos** in 2005
- Became the first OL selected by the Titans/Oilers in the 1st round (10th overall) since tackle **Brad Hopkins** (13th overall) in 1993 and the first guard drafted with the club's 1st-round choice since **Bruce Matthews** (9th overall) in 1983

COLLEGE HIGHLIGHTS

- In a four-year career at Alabama, appeared in 45 games, including starts in his final 40 contests at LG. Credited with 49 TD-resulting blocks while clearing lanes for individual ball carriers to record 25 performances of 100+ yards during his time in the starting lineup. Also totaled 316 key blocks/knockdowns for the Crimson Tide
- As a senior in 2012, was a first-team All-American selection while helping Alabama to a national championship, starting all 14 contests. Added All-SEC first-team accolades and was rated the best interior offensive lineman eligible for the 2013 NFL Draft by *The NFL Draft Report*

THREE STEP DROP

Hobbies: Making music, watching anime

Bucket list: Travel the world

Desired talent: Play the electric guitar

Surprisingly good at: Eating a lot of food very fast, especially burgers

Best player ever lined up against: Aaron Donald

Favorite athlete growing up: Larry Allen

Moment left star struck: Meeting Jason Peters for the first time

Favorite quote: "Hungry dogs run faster."

Favorite movie: *Little Giants*

Favorite TV show: *Rick and Morty*

Favorite music: J Cole

Favorite meal: Pizza with mushrooms and onions

First jersey: Terrell Owens, Philadelphia Eagles



CAREER STATISTICS

			STARTS	OFF SNAPS	
Year	Team	GP/S	LG	No	Pct
2013	Tennessee	16/16	16	1075	100%
2014	Tennessee	16/16	16	965	99%
2015	Tennessee	14/14	14	830	80%
2016	Tennessee	2/2	2	134	13%
2017	Philadelphia	10/3	3	318	28%
2018	Philadelphia	0/0	0	0	0%
Totals		58/51	51	---	---
PLAYOFFS					
2017	Philadelphia	2/0	0	5	2%
Totals		2/0	0	---	---



COLLEGE HIGHLIGHTS (Continued)

- Also in 2012, paced a veteran front wall with 37 pancakes, 128 key blocks/knockdowns and 19 TD-resulting blocks. Blocked for ten 100+ yard rushing performances, opening holes for a rushing offense that ranked 16th in the nation (227.5 yards per game), in addition to paving the way for the team's 445.5 yards per game in total offense
- As a junior in 2011, started all 13 games for the second consecutive season and was named honorable mention All-America by *Pro Football Weekly* and second-team All-SEC by the league's coaches. Helped Alabama rank 16th nationally in rushing offense (214.5 yards per game), while blocking for eleven 100+ yard rushers
- As a sophomore in 2010, took over the first-string LG duties, starting all 13 games. Helped the Crimson Tide rank 22nd nationally in total offense (444.1 yards per game). Anchored an offensive line that provided time for the nation's No. 4 quarterback in passing efficiency

TRANSACTIONS

- 2013** Drafted by TEN in 1st round (10th overall)
Signed 4-year contract
- 3/10/17** Signed by PHI to 1-year contract
- 9/2/17** Signed by PHI to 1-year contract extension

BIRDSEED

At Alabama, Warmack developed the custom of rolling up his jersey to just under the numbers as a way to stay cooler. Soon, the look became known as "Warmacking," and fans began posting photos on social media of their exposed bellies. Warmack highlighted the best fan photos with what he called "Warmackin' Wednesdays."

Warmack's brother, Dallas, followed in his footsteps and played offensive line at Alabama before moving to Oregon as a graduate transfer in May 2018.

Warmack attended Westlake (GA) High School, where he played with Panthers QB **Cam Newton** during his freshman and sophomore years.



@chancewarmack



@warmackin

QB CARSON WENTZ 11

6-5 | 237  **3rd Year**
DOB: Dec. 30, 1992 (Age 25)



North Dakota State
D1-16 (2nd overall)
by Philadelphia



Originally selected by the Eagles with the 2nd-overall pick of the 2016 NFL Draft, **Carson Wentz** played a crucial role in Philadelphia's **Super Bowl LII**-winning season, leading the team to an 11-2 record in games that he started and throwing a franchise-record 33 TDs. Wentz earned All-Pro honors from the *Associated Press* and was named to his first-career Pro Bowl.

MOST PASSING TDs NFL QUARTERBACKS IN 2017

Russell Wilson (Sea.)	34
Carson Wentz (Phi.)*	33
Tom Brady (NE)	32
Matthew Stafford (Det.)	29
Several players tied	28

**Missed last 3 games of regular season due to injury*

EAGLES SINGLE-SEASON HISTORY

Carson Wentz (2017)	33
Sonny Jurgensen (1961)	32
Donovan McNabb (2004)	31
R. Cunningham (1990)	30
Norm Snead (1967)	29

HIGHEST PASSER RATING NFL QUARTERBACKS IN 2017

104.7	Alex Smith (KC)
103.9	Drew Brees (NO)
102.8	Tom Brady (NE)
101.9	Carson Wentz (Phi.)
100.5	Jared Goff (LAR)

THREE STEP DROP

Hobbies: Hunting, going to lakes, relaxing with friends and spending time with his golden retrievers (Henley & Jersey)

First job: Umpired youth baseball games

Favorite TV show: *Friday Night Lights*

Favorite movie: *The Dark Knight Rises*

If he could play another sport, what position: Baseball, either as a closing pitcher or third baseman

Favorite throwback jerseys:
Walter Payton, Chicago Bears;
Brett Favre, Minnesota Vikings;
Roger Maris, New York Yankees



CAREER HIGHLIGHTS

- Named second-team **All-Pro** by the *Associated Press* and earned his first career **Pro Bowl** nod as the NFC starting QB following the 2017 season. Also finished 3rd in MVP voting, behind **Tom Brady** and **Todd Gurley II**
- Led the **Super Bowl LII**-winning Eagles to an 11-2 record in games that he started in 2017 (sustained season-ending knee injury in Week 14 at L.A. Rams)
- Established an Eagles single-season record with a career-high 33 passing TDs in 2017, breaking the previous mark of 32 set by **Sonny Jurgensen** in 1961
- Set a franchise and NFL rookie record with a career-high 379 completions in 2016



CARSON WENTZ A01 FOUNDATION

Last summer, Wentz launched the **Carson Wentz A01 Foundation**, which is a nonprofit whose mission is to “uplift individuals and communities around the world by demonstrating God’s love for His people.”

In June 2018, Wentz hosted the inaugural **A01 Foundation Softball Game** at Citizens Bank Park, which featured a home run derby and game played by his teammates. The event sold 25,000 tickets and raised more than \$800,000. Also that evening, Wentz announced the launch of **Thy Kingdom Crumb**, a food truck service that will freely distribute quality food to people in need throughout the Philadelphia area.

The A01 Foundation has partnered with **Mission of Hope** to build a youth multi-sports complex and education center in Haiti, which is now in its second phase of construction. In May 2018, Wentz raised \$260,000 during a two-week fundraising campaign for the complex and personally matched that total, resulting in a \$520,000 pledge through his foundation.

Wentz also established **Camp Conquerers**, which is a youth camp created to provide outdoor opportunities to individuals with physical challenges and life-threatening illnesses.



THE DUTCH DESTROYER

In May 2017, Wentz befriended a boy named Lukas Kusters, who earned the nickname “**Dutch Destroyer**” for his fearless spirit on the football field. Lukas, who was diagnosed with a tumor in his abdomen when he was 8 years old, had received an inspirational video message from Wentz and his only wish was to thank his favorite player for the gesture.

The Eagles invited Lukas’ family to the NovaCare Complex and what was supposed to be a short visit turned into hours. As part of his thank you, Lukas gave Wentz a wristband that says, “Dutch Destroyer,” and Wentz has worn it every day since.

Less than two weeks after his visit, Lukas passed away at 10 years old and was buried in Wentz’s jersey. Wentz wears his “Dutch Destroyer” wristband every game because Lukas’ dream was to play for the Eagles, and with Wentz he can be on an NFL field every Sunday.

Wentz, who regularly keeps in touch with Lukas’ family, helped share Lukas’ story with ESPN’s Tom Rinaldi, and weeks after the interview aired, the family raised nearly \$200,000 through wristband purchases that went towards charities that aid families fighting childhood cancer.

“It’s so much deeper than football is what it comes down to. It’s so much more than just a game.”



MISSION OF HOPE

During the offseason, Wentz travels to Port-au-Prince, Haiti, with **Mission of Hope**, a Christian organization that seeks transformative change for the people of Haiti. During each mission trip, Wentz embraces the culture while sharing his faith, playing with kids and helping paint homes in the community.

“It was very eye-opening to see how much need there really is, and how they’re lacking so many things materialistically. But emotionally and mentally, it was one of the most joyful communities. I think the biggest thing I learned about myself was life isn’t all about stuff. Going there and seeing it gave me an entirely different perspective just because they don’t have much at all.”



@cj_wentz



@cj_wentz11



CAREER STATISTICS

Year	Team	GP/S	PASSING										RUSHING					OFF SNAPS	
			Att	Cmp	Pct	Yds	Y/A	TD	Int	Lg	Sk/Yd	Rate	Att	Yds	Avg	Lg	TD	No	Pct
2016	Philadelphia	16/16	607	379	62.4	3782	6.2	16	14	73t	33/213	79.3	46	150	3.3	17	2	1127	99%
2017	Philadelphia	13/13	440	265	60.2	3296	7.5	33	7	72t	28/162	101.9	64	299	4.7	24	0	879	78%
2018	Philadelphia	0/0	0	0	---	0	---	0	0	---	0/0	---	0	0	---	---	0	0	0%
Totals		29/29	1047	644	61.5	7078	6.8	49	21	73t	61/375	88.8	110	449	4.1	24	2	---	---

PLAYOFFS

2017	Philadelphia	0/0	PLACED ON INJURED RESERVE (KNEE) ON 12/12/17																
Totals		0/0	0	0	---	0	---	0	0	---	0/0	---	0	0	---	---	0	---	---

ADDITIONAL STATISTICS

Fumbles/Lost: 23/6 - 2017 (9/3), 2016 (14/3) **Receptions:** 1 for 7 yards on 12/4/16 at Cin. (caught own pass tipped by Will Clarke)



CAREER HIGHLIGHTS (Continued)

2017 - PHILADELPHIA EAGLES (13/13, 0/0)

- Named second-team **All-Pro** by the *Associated Press* and earned his first career **Pro Bowl** nod as the NFC starting QB. Also finished 3rd in MVP voting, behind **Tom Brady** and **Todd Gurley II**
- Led the **Super Bowl LII**-winning Eagles to an 11-2 record in games that he started (sustained season-ending knee injury in Week 14 at L.A. Rams)
- Established an Eagles single-season record with a career-high 33 passing TDs, breaking the previous mark of 32 set by **Sonny Jurgensen** in 1961
- Ranked 2nd in the NFL with 33 passing TDs, trailing only **Russell Wilson** (34). Led the NFL in TDs per game (2.54) and passing TD percentage (7.5%) (min. 400 attempts)
- Became just the third QB in NFL history to throw 33+ TDs and no more than 7 INTs through 13 games, joining **Tom Brady** in 2015 (33-6) and 2007 (45-5) and **Aaron Rodgers** in 2014 (35-3) and 2011 (39-6)
- Only three NFL QBs have recorded 33+ passing TDs and a 100+ passer rating in their first or second season: Wentz in 2017 (33-101.9), **Kurt Warner** in 1999 (41-109.2) and **Dan Marino** in 1984 (48-108.9)
- Ranked 4th in the NFL with a career-high 101.9 passer rating, behind **Alex Smith** (104.7), **Drew Brees** (103.9) and **Tom Brady** (102.8)
- Registered the best red zone passer rating (116.0) in the NFL. Became the first NFL QB with 20+ TDs (23), 0 INTs and 0 sacks in the red zone since **Drew Brees** (23) in 2007
- Led the NFL in third-down passing TDs (14), third-down passer rating (123.7), third-down yards per attempt (9.50) and third-down passing first down percentage (49.2%)
- Posted a career-high-tying 4 TDs in the 43-35, division-clinching win at LAR (12/10/17). Connected with **Alshon Jeffery** on a 2-yard TD on fourth down to give the Eagles a 31-28 lead in the third quarter. The score set the single-season franchise record for passing TDs (33)

CAREER HIGHS

Pass Attempts	60	12/4/16 at Cin.
Completions	36	12/4/16 at Cin.
Passing Yards	364	11/6/16 at NYG
Yards/Attempt	10.7	10/23/17 vs. Was.
Passing Long	73t	9/25/16 vs. Pit.
Passing TDs	4	4x, last: 12/10/17 at LAR
Completion %	75.8	10/9/16 at Det.
Passer Rating	128.3	10/8/17 vs. Ari.
Rush Attempts	8	10/23/17 vs. Was.
Rushing Yards	63	10/23/17 vs. Was.
Rushing Long	24	9/17/17 at KC
Rushing TDs	1	2x, last: 12/18/16 at Bal.

MONTHLY AWARDS (2)

Award	Month	Year
NFC Offensive Player of the Month	October	2017
NFC Offensive Rookie of the Month	September	2016

WEEKLY AWARDS (2)

Award	Week	Year
NFC Offensive Player of the Week	Week 7	2017
NFC Offensive Player of the Week	Week 3	2016



2018 GAME-BY-GAME STATISTICS (PHILADELPHIA)

				PASSING									RUSHING					SNAPS		
Date	Opp		GP/S	Att	Cmp	Pct	Yds	Y/A	TD	Int	Lg	Sk/Yd	Rat	Att	Yds	Avg	Lg	TD	No	Pct
Sep 6	Atl	W	0/0	INACTIVE (KNEE)																
Sep 16	at TB	L	0/0	INACTIVE (KNEE)																
Sep 23	Ind																			
Sep 30	at Ten																			
Oct 7	Min																			
Oct 11	at NYG																			
Oct 21	Car																			
Oct 28	at Jax																			
Nov 11	Dal																			
Nov 18	at NO																			
Nov 25	NYG																			
Dec 3	Was																			
Dec 9	at Dal																			
Dec 16	at LAR																			
Dec 23	Hou																			
Dec 30	at Was																			
Totals			0/0	0	0	---	0	--	0	0	--	0/0	---	0	0	---	--	0	0	0%



3+ PASSING TD GAMES (6)

Date	Opponent	TDs
12/10/17	at Los Angeles Rams (W, 43-35)	4
11/5/17	vs. Denver Broncos (W, 51-23)	4
10/23/17	vs. Washington Redskins (W, 34-24)	4
10/8/17	vs. Arizona Cardinals (W, 34-7)	4
11/26/17	vs. Chicago Bears (W, 31-3)	3
10/12/17	at Carolina Panthers (W, 28-23)	3

300+ YARD GAMES (8)

Date	Opponent	Yards
11/6/16	at New York Giants (L, 23-28)	364
12/3/17	at Seattle Seahawks (L, 10-24)	348
9/17/17	at Kansas City Chiefs (L, 20-27)	333
12/11/16	vs. Washington Redskins (L, 22-27)	314
12/4/16	at Cincinnati Bengals (L, 14-32)	308
9/10/17	at Washington Redskins (W, 30-17)	307
10/8/17	vs. Arizona Cardinals (W, 34-7)	304
9/25/16	vs. Pittsburgh Steelers (W, 34-3)	301

CAREER HIGHLIGHTS (Continued)

- Between Weeks 8-13 (10/29/17-12/3/17), recorded 135 consecutive pass attempts without an INT, which marked the longest streak of his career
- Registered a career-high-tying 4 TDs and posted a 118.7 passer rating in the 51-23 win vs. Den. (11/5/17). Became the first Eagles QB to throw 4+ TDs with 0 INTs in a single game since **Nick Foles** (7-0) on 11/3/13 at Oakland
- Selected as **NFC Offensive Player of the Month** for the first time in his career after throwing for 1,247 yards, 14 TDs and 3 INTs, while recording a 110.4 QB rating and leading the Eagles to a 5-0 record in October. Became the first Eagle to win the award since **LeSean McCoy** in December 2013
- Named **NFC Offensive Player of the Week** after throwing a career-high-tying 4 TDs, registering a 126.3 passer rating and rushing for a career-high 63 yards in the 34-24 *Monday Night Football* victory vs. Was. (10/23/17)
- Posted career highs with 4 passing TDs and a 128.3 passer rating in the 34-7 win vs. Ari. (10/8/17)

2016 - PHILADELPHIA EAGLES (16/16)

- Set a franchise and NFL rookie record with a career-high 379 completions
- Produced the 4th-most passing yards (3,782) in Eagles single-season history, behind **Donovan McNabb** in 2008 (3,916) and 2004 (3,875) and **Randall Cunningham** in 1988 (3,808). His 3,782 yards rank 4th in NFL rookie history, trailing only **Andrew Luck** in 2012 (4,374), **Cam Newton** in 2011 (4,051) and **Jameis Winston** in 2015 (4,042)



2017 GAME-BY-GAME STATISTICS (PHILADELPHIA)

				PASSING									RUSHING					SNAPS		
Date	Opp		GP/S	Att	Cmp	Pct	Yds	Y/A	TD	Int	Lg	Sk/Yd	Rat	Att	Yds	Avg	Lg	TD	No	Pct
Sep 10	at Was	W	1/1	39	26	66.7	307	7.9	2	1	58t	2/9	96.8	4	6	1.5	4	0	68	100%
Sep 17	at KC	L	1/1	46	25	54.3	333	7.2	2	1	53	6/34	83.0	4	55	13.8	24	0	72	100%
Sep 24	NYG	W	1/1	31	21	67.7	176	5.7	1	0	19	3/15	92.9	6	22	3.7	11	0	76	100%
Oct 1	at LAC	W	1/1	31	17	54.8	242	7.8	1	0	38	1/2	91.1	6	14	2.3	12	0	79	100%
Oct 8	Ari	W	1/1	30	21	70.0	304	10.1	4	1	72t	1/7	128.3	6	11	1.8	7	0	67	100%
Oct 12	at Car	W	1/1	30	16	53.3	222	7.4	3	0	37	3/13	110.7	6	25	4.2	21	0	62	100%
Oct 23	Was	W	1/1	25	17	68.0	268	10.7	4	1	64t	3/24	126.3	8	63	7.9	21	0	65	100%
Oct 29	SF	W	1/1	32	18	56.3	211	6.6	2	1	53t	3/19	84.2	2	7	3.5	6	0	61	87%
Nov 5	Den	W	1/1	27	15	55.6	199	7.4	4	0	32t	1/4	118.7	2	8	4.0	7	0	55	80%
Nov 19	at Dal	W	1/1	27	14	51.9	168	6.2	2	0	28	0/0	95.9	6	13	2.2	6	0	64	100%
Nov 26	Chi	W	1/1	36	23	63.9	227	6.3	3	0	22	1/4	109.4	5	29	5.8	16	0	67	86%
Dec 3	at Sea	L	1/1	45	29	64.4	348	7.7	1	1	51	3/21	86.2	6	30	5.0	12	0	75	100%
Dec 10	at LAR	W	1/1	41	23	56.1	291	7.1	4	1	46	1/10	100.8	3	16	5.3	6	0	68	75%
PLACED ON INJURED RESERVE (KNEE) ON 12/12/17																				
Totals			13/13	440	265	60.2	3296	7.5	33	7	72t	28/162	101.9	64	299	4.7	24	0	879	78%



CAREER HIGHLIGHTS (Continued)

- Became the first Eagles QB to start all 16 regular-season games since **Donovan McNabb** in 2008
- Attempted 134 consecutive passes without an INT from 9/11-10/9/16, marking the 3rd-longest streak to begin a career in NFL history, trailing only **Dak Prescott** (176, 9/11-10/16/16) and **Tom Brady** (162, 11/23/00-10/28/01)
- Registered a career-high 75.8% (25-of-33) completion percentage along with 238 yards and 2 TDs at Det. (10/9/16)
- Named **NFL Offensive Rookie of the Month** for September 2016 after completing 66-of-102 (64.7%) passes for 769 yards, 5 TDs, 0 INTs and a 103.8 passer rating
- Selected as **NFC Offensive Player of the Week** after going 23-of-31 (72.4%) for 301 yards, 2 TDs and a franchise-rookie-record 125.9 passer rating in the 34-3 win vs. Pit. (9/25/16)
- Completed 22-of-37 (59.5%) passes for 278 yards, 2 TDs and a 101.0 passer rating in his debut vs. Cle. (9/11/16). His 278 yards are the most by an Eagles rookie QB in their first start
- Became the first Eagles rookie QB to start in a season opener since **Davey O'Brien** in 1939 and the first to play on opening day since **Randall Cunningham** in 1985
- Named the Eagles starting QB just eight days before the season opener after the team traded **Sam Bradford** to the Vikings on 9/3/16 in exchange for a 1st-round pick in 2017 (DE **Derek Barnett**) and a 4th-round pick in 2018

100+ RATING GAMES (9)

Date	Opponent	Rating
10/8/17	vs. Arizona Cardinals (W, 34-7)	128.3
10/23/17	vs. Washington Redskins (W, 34-24)	126.3
9/25/16	vs. Pittsburgh Steelers (W, 34-3)	125.9
11/5/17	vs. Denver Broncos (W, 51-23)	118.7
10/12/17	at Carolina Panthers (W, 28-23)	110.7
11/26/17	vs. Chicago Bears (W, 31-3)	109.4
10/9/16	at Detroit Lions (L, 23-24)	102.8
9/11/16	vs. Cleveland Browns (W, 29-10)	101.0
12/10/17	at Los Angeles Rams (W, 43-35)	100.8

GAME-WINNING DRIVES (2)

Date	Opponent	Score	Final
9/24/17	vs. New York Giants	13-15	24-15
11/13/16	vs. Atlanta Falcons	24-24	27-24

COLLEGE HIGHLIGHTS

- A member of five straight NCAA Division I FCS national championship teams (2011-15) at North Dakota State, including two as a starter in 2014 and 2015



6-3 | 305  **8th Year**

DOB: March 22, 1989 (Age 29)

**Pittsburgh,
Pennsylvania**



**Central Catholic
High School**



Penn State

D2-11 (48th overall)

by Oakland

Acquired: FA-Jax-16



2017

Originally a 2nd-round draft choice of the Oakland Raiders in 2011, **Stefen Wisniewski** (pronounced STEF-in wiz-NEW-skee) signed with the Eagles as a free agent during the 2016 offseason and re-signed with the club in 2017 on a 3-year deal. The versatile Penn State lineman earned the starting left guard job during the 2017 season to help solidify Philadelphia's **Super Bowl LII**-winning offensive line.

CAREER HIGHLIGHTS

- Has played in 107 regular-season games with 94 starts during his seven-year career. Versatility has allowed him to start 32 games at LG and 62 games at C
- Earned the starting left guard job during the 2017 season to help solidify the Eagles' **Super Bowl LII**-winning offensive line. Helped the team rank 3rd in the NFL in offensive points (414, tied) and rushing offense (132.2), and 7th in total offense (365.8)
- Proved to be a key reserve on the Eagles offensive line in his first season with the club in 2016. Played in all 16 games and made 6 starts at LG. Made his first start of the season at LG at NYG (11/6/16), marking the first time he started a game at the guard position since his rookie year in 2011
- In 2015, started all 16 games at center for the Jacksonville Jaguars and helped protect second-year QB **Blake Bortles**, who set career highs in completions (355), passing yards (4,428) and TD passes (35)
- Despite suffering a torn labrum in 2014, battled through the injury to start all 16 games at center for the Raiders and allowed just 1.5 sacks on the season. Protected Raiders QB **Derek Carr** as the rookie posted the 2nd-most completions (348) and the 5th-most passing touchdowns (21) by a rookie in NFL history

THREE STEP DROP

Biggest influence: His father, Leo, who also played at Penn State and was selected by the Baltimore Colts in the 1982 NFL Draft


First jersey: His uncle, Steve, who was an eight-time Pro Bowler and two-time All-Pro selection at guard with the L.A. Rams and Oakland Raiders (1989-2001)

Best player he has faced: Dontari Poe

Best part of playing offensive line: "It's the strongest community and it's a genuine unit. There's a real camaraderie on the offensive line."

Most challenging aspect of playing o-line: "It's an unnatural position. When you pass block, you're moving backward trying to stop someone coming at you at full force. It takes a lot of training."

Position he'd like to play: Defensive end





CAREER STATISTICS

Year	Team	GP/S	STARTS		OFF SNAPS	
			LG	C	No	Pct
2011	Oakland	16/16	15	1	N/A	N/A
2012	Oakland	15/15	0	15	1008	93%
2013	Oakland	14/14	0	14	904	87%
2014	Oakland	16/16	0	16	1013	98%
2015	Jacksonville	16/16	0	16	1058	100%
2016	Philadelphia	16/6	6	0	607	54%
2017	Philadelphia	14/11	11	0	696	62%
2018	Philadelphia	2/2	2	0	151	100%
Totals		109/96	34	62	---	---
PLAYOFFS						
2017	Philadelphia	3/3	3	0	202	98%
Totals		3/3	3	0	---	---

CAREER HIGHLIGHTS (Continued)

- After playing left guard as a rookie, made the transition to center during the 2012 offseason and started 15 games at the position for the Raiders after missing the season opener with a calf injury
- Started all 16 games at left guard for Oakland as a rookie and was named to the *Pro Football Weekly* All-Rookie Team. Was a part of an offensive line that surrendered a single-season franchise-low 25 sacks, marking the third-lowest total in the league

COLLEGE HIGHLIGHTS

- Earned four letters for the Penn State Nittany Lions and became the first student-athlete in school history to be named an ESPN Academic All-American three times (2008-2010). Appeared in 46 games with 39 starts
- Started all 13 games at right guard as a senior in 2010 and was named a first-team All-American
- Made the switch from guard to center for the 2009 season and started every game for the Nittany Lions, playing 905 snaps and earning first-team All-Big Ten recognition from the coaches and media. Also earned third-team All-American honors from *Collegefootballnews.com*



FOOTBALL IS FAMILY

Stefen's father, Leo Wisniewski (pictured left), was selected by the Baltimore Colts with the 1st pick in the 2nd round of the 1982 NFL Draft (28th overall) and played NT in the league for three seasons (1982-1984). Leo played in 36 games for the Colts and compiled 14.5 sacks, including a career-high 7 in 1984, the first year the Colts played in Indianapolis. Like Stefen, Leo played collegiately at Penn State where he earned three letters and served as a team captain as a senior in 1981.

The NFL ties do not stop with Stefen's father, as his uncle, Steve Wisniewski (pictured right), was an eight-time Pro Bowler and two-time first-team all-pro as a guard for the Raiders from 1989-1991. Seven years after his older brother Leo was selected with the 1st pick of the 2nd round, Steve also became the 1st pick of the 2nd round (29th overall) when he was selected by the Dallas Cowboys in the 1989 NFL Draft. Cowboys rookie head coach Jimmy Johnson immediately traded Steve to the Raiders in exchange for 2nd-round, 3rd-round and 5th-round selections, one of which (2nd round, 39th overall) he used to select current FOX analyst and former FB Daryl Johnston. Like brother Leo and nephew Stefen, Steve played collegiately at Penn State. Steve is pictured above playing in the 1998 Pro Bowl.





COLLEGE HIGHLIGHTS (Continued)

- Played in eight games with one start at right guard as a true freshman in 2007 and became the first true freshman to start a game on the Penn State offensive line since 1999. Was just one of two true freshmen to see action during the season and was named to *The Sporting News* Freshman All-Big Ten team

TRANSACTIONS

2011	Drafted by OAK in 2nd round (48th overall) <i>Signed 4-year contract</i>
4/19/15	Signed by JAX to a 1-year contract
4/4/16	Signed by PHI to a 1-year contract
3/10/17	Agreed to terms with PHI on a 3-year contract



HOME RUN DERBY CHAMPION

Wisniewski muscled his way to become champion of the home run derby at the inaugural **Carson Wentz A01 Foundation Softball Game** in June 2018. Wisniewski launched 9 HRs to take home the trophy, entertaining a crowd of 25,000 fans with several deep balls landing over the left field wall at Citizens Bank Park.

PENNSYLVANIA ROOTS

After signing with the Eagles in the 2016 offseason, Wisniewski returned to his home state of Pennsylvania, where he spent the majority of his early football career. A native of Pittsburgh, PA, he was a two-time 1st-team all-state selection at Central Catholic (PA) High School. Wisniewski went on to play collegiately at Penn State, where he earned four letters for the Nittany Lions and was named first-team All-American as a senior in 2010.

BIRDSEED

A native of Pittsburgh, PA, Wisniewski played for coach Terry Trotten at Central Catholic (PA) High School, where he was a two-time first-team all-state selection. In addition to playing football, Wisniewski also lettered on the school's wrestling team and was a member of the National Honor Society. Wisniewski compiled a perfect 4.0 GPA twice at Penn State. He is the son of Leo and Cindy Wisniewski, and has one sister, Sarah.



POST-GAME NOTES

SEASON-OPENING SUCCESS

- Philadelphia has won each of its last three season openers, tying for the 3rd-longest streak in franchise history, behind 1942-47 (six) and 2011-14 (four). The Eagles have won nine of their last 11 season openers since 2008, including seven of their last eight overall.
- Doug Pederson became just the fourth head coach in Eagles history to win three straight season openers, joining Rich Kotite (three, 1991-93), Dick Vermeil (three, 1979-81) and Greasy Neale (six, 1942-47).

HOME, SWEET HOME

- Since 2016, Philadelphia has produced a 16-3 record at Lincoln Financial Field (including playoffs), which marks the best home winning percentage (.842) in the NFL in that span.
- The Eagles have won 12 of their last 13 home games dating back to Week 16 of 2016 (including playoffs), with their only loss coming in the 2017 season finale vs. Dallas (L, 0-6 on 12/31/17).

JAY TRAIN COMES THROUGH

- Jay Ajayi scored each of the Eagles' TDs, marking his 2nd career game with multiple rushing TDs (also 2 TDs on 10/16/16 vs. Pittsburgh with Miami).
- Ajayi became just the third player in Eagles history to rush for multiple TDs in a season opener, joining Wilbert Montgomery on 9/12/82 vs. Washington (2 TDs) and Tom Woodeshick on 9/17/67 vs. Washington (2 TDs). The last Eagles RB to record multiple offensive TDs in a season opener was DeMarco Murray on 9/14/15 at Atlanta (1 rushing TD, 1 receiving TD).

SPROLES MOVES UP THE RECORD BOOKS

- Darren Sproles now ranks 6th in the NFL history with 19,216 career all-purpose yards, trailing only Jerry Rice (23,546), Brian Mitchell (23,330), Walter Payton (21,803), Emmitt Smith (21,564) and Tim Brown (19,682). With 61 all-purpose yards in the season-opening game, Sproles surpassed Steve Smith Sr. (19,180) and Marshall Faulk (19,190).



TEAM STATISTICS

	ATLANTA	PHILADELPHIA
First Downs	16	18
Net Yards Gained	299	232
Rushes/Yards	18/74	27/113
Net Yards Passing	225	119
Att/Comp/INT	43/21/1	35/20/1
Sacked/Yards Lost	4/26	2/13
Punts/Average	6/47.7	6/52.2
Fumbles/Lost	1/0	2/1
Penalties/Yards	15/135	11/101
Time of Possession	27:50	32:10
3rd-Down Efficiency	4/15	8/16
Turnover Ratio	+1	-1

SCORING RECAP

Team	Qtr.	Time	Play Description (Extra Point) (Drive Info)	Falcons	Eagles
Falcons	1	5:01	M.Bryant 21 yd. FG [9-41, 4:07]	3	0
Eagles	2	6:09	J.Elliott 26 yd. FG [14-52, 8:03]	3	3
Falcons	2	2:08	M.Bryant 52 yd. FG [8-41, 4:01]	6	3
Eagles	3	4:37	J.Ajayi 1 yd. run (J.Elliott kick) [11-63, 5:34]	6	10
Falcons	4	9:48	T.Coleman 9 yd. run (kick failed, hru) [2-27, 0:47]	12	10
Eagles	4	2:19	J.Ajayi 11 yd. run (J.Ajayi run) [8-54, 2:32]	12	18

EAGLES INDIVIDUAL STATISTICS

RUSHING: J.Ajayi 15-62-2TDs, C.Clement 5-26, N.Agholor 1-16, D.Sproles 5-10, N.Foles 1--1

RECEIVING: N.Agholor 8-33, Z.Ertz 5-48, D.Sproles 4-22, N.Foles 1-15, D.Carter 1-10, D.Goedert 1-4

PASSING: N.Foles 19-34-117-0TDs-1, N.Agholor 1-1-15-0TDs-0

INTERCEPTIONS: R.Douglas 1-0

SACKS: J.Hicks 1.5, C.Long 1.5, F.Cox 1.0

FIELD GOALS: J.Elliott (2/6)

FALCONS INDIVIDUAL STATISTICS

RUSHING: D.Freeman 6-36, T.Coleman 9-19-1TD, J.Jones 1-11, M.Ryan 2-8

RECEIVING: J.Jones 10-169, M.Sanu 4-18, A.Hooper 3-24, D.Freeman 3-14, T.Coleman 1-26

PASSING: M.Ryan 21-43-251-0TDs-1

INTERCEPTIONS: D.Jones 1-20

SACKS: T.McKinley 1.0, B.Poole 1.0

FIELD GOALS: M.Bryant (2/1G, 5/2G)



POST-GAME NOTES

OFFENSIVE NOTES

- Nick Foles surpassed Norm Van Brocklin (7,497; 1958-60) for the 9th-most passing yards in Eagles history. Foles also eclipsed 10,000 career passing yards. Foles finished the game with 334 passing yards (35-of-48) and 1 TD for a 98.8 QB rating.
- Foles registered his 11th 300-yard passing game as an Eagle (including playoffs) and has now recorded the 4th-most 300-yard passing games in franchise history.
- Zach Ertz led all Eagles receivers in receptions (11) and yards (94), recording his franchise-record 6th-career game with 10+ receptions. Ertz's 6 career games with 10+ receptions lead all NFL TEs since he entered the league in 2013.

DEFENSIVE NOTES

- Fletcher Cox's first-quarter sack of Buccaneers QB Ryan Fitzpatrick moved him into sole possession of 9th place on the Eagles' all-time sacks list. His 36.5 career sacks are the 2nd-most ever by an Eagles interior defensive lineman, trailing only Andy Harmon (39.5; 1991-97).
- Ronald Darby recorded his first INT of the season when he picked off a ball tipped by Rodney McLeod on a deep pass intended for Buccaneers TE O.J. Howard in the first quarter. It marked Darby's 6th-career INT and 4th overall with the Eagles. Darby has posted 3 INTs in his last 5 regular-season games dating back to 2017.
- In the fourth quarter, Malcolm Jenkins (9th-career FF) punched the ball out of Buccaneers WR Mike Evans' hands and was recovered by Jordan Hicks (6th-career FR).

SPECIAL TEAMS NOTES

- First-year punter Cameron Johnston recorded a 56.0 yard gross punting average on five punts, marking the 2nd-highest single-game gross punting average in franchise history. Mat McBriar owns the Eagles' record with a 56.6 gross punting average on 10/14/12 vs. Detroit.



TEAM STATISTICS

	PHILADELPHIA	TAMPA BAY
First Downs	24	18
Net Yards Gained	412	436
Rushes/Yards	24/91	23/43
Net Yards Passing	321	393
Att/Comp/INT	48/35/0	33/27/1
Sacked/Yards Lost	3/13	2/9
Punts/Average	5/56.0	6/43.3
Fumbles/Lost	2/2	1/1
Penalties/Yards	6/55	4/44
Time of Possession	35:39	24:21
3rd-Down Efficiency	5/15	4/10
Turnover Ratio	Even	Even

SCORING RECAP

Team	Qtr.	Time	Play Description (Extra Point) (Drive Info)	Eagles	Buccaneers
Buccaneers	1	14:49	D.Jackson 75 yd. pass from R.Fitzpatrick (C.Catanzaro kick) (1-75, 0:11)	0	7
Eagles	2	4:51	C.Clement 15 yd. run (J.Elliott kick) (13-78, 6:09)	7	7
Buccaneers	2	4:39	O.Howard 75 yd. pass from R.Fitzpatrick (kick failed, wr) (1-75, 0:12)	7	13
Buccaneers	2	0:42	C.Godwin 8 yd. pass from R.Fitzpatrick (C.Catanzaro kick) (6-70, 1:44)	7	20
Buccaneers	3	9:19	M.Evans 4 yd. pass from R.Fitzpatrick (C.Catanzaro kick) (7-54, 3:17)	7	27
Eagles	3	0:09	J.Ajayi 2 yd. run (J.Elliott kick) (9-84, 3:42)	14	27
Eagles	4	2:46	N.Agholor 2 yd. pass from N.Foles (J.Elliott kick) (8-78, 3:50)	21	27

EAGLES INDIVIDUAL STATISTICS

RUSHING: C.Clement 6-30-1TD, W.Smallwood 7-28, J.Ajayi 7-23-1TD, N.Foles 3-8, N.Agholor 1-2
RECEIVING: Z.Ertz 11-94, N.Agholor 8-88-1TD, C.Clement 5-55, K.Aiken 5-39, J.Perkins 4-57, J.Ajayi 1-4, W.Smallwood 1-2, N.Foles 0--5
PASSING: N.Foles 35-48-334-1TD-0
INTERCEPTIONS: R.Darby 1-16
SACKS: N.Bradham 1.0, F.Cox 1.0
FIELD GOALS: J.Elliott (42RU)

BUCCANEERS INDIVIDUAL STATISTICS

RUSHING: P.Barber 16-22, J.Rodgers 5-13, S.Wilson 1-9, R.Fitzpatrick 1--1
RECEIVING: M.Evans 10-83-1TD, C.Godwin 5-56-1TD, D.Jackson 4-129-1TD, O.Howard 3-96-1TD, J.Rodgers 3-23, A.Humphries 1-8, P.Barber 1-7
PASSING: R.Fitzpatrick 27-33-402-4TDs-1
INTERCEPTIONS: NONE
SACKS: K.Alexander 1.0, G.McCoy 1.0, J.Pierre-Paul 1.0
FIELD GOALS: NONE

2018 UNOFFICIAL DEPTH CHART



Compiled by the Eagles public relations staff

OFFENSE						
WR	17	Alshon Jeffery	18	Shelton Gibson		
LT	71	Jason Peters	72	Halapoulivaati Vaitai	68	Jordan Mailata
LG	61	Stefen Wisniewski	67	Chance Warmack		
C	62	Jason Kelce	73	Isaac Seumalo		
RG	79	Brandon Brooks	69	Matt Pryor		
RT	65	Lane Johnson	72	Halapoulivaati Vaitai		
TE	86	Zach Ertz	88	Dallas Goedert	83	Joshua Perkins
WR	13	Nelson Agholor	16	DeAndre Carter		
WR	14	Mike Wallace	81	Kamar Aiken		
RB	26	Jay Ajayi	43	Darren Sproles	30	Corey Clement
					28	Wendell Smallwood
QB	11	Carson Wentz	9	Nick Foles	7	Nate Sudfeld
DEFENSE						
DE	96	Derek Barnett	77	Michael Bennett		
DT	94	Haloti Ngata	97	Destiny Vaeao		
DT	91	Fletcher Cox	98	Bruce Hector		
DE	55	Brandon Graham	56	Chris Long	75	Josh Sweat
OLB	47	Nathan Gerry	50	LaRoy Reynolds		
MLB	58	Jordan Hicks	47	Nathan Gerry		
OLB	53	Nigel Bradham	54	Kamu Grugier-Hill	59	D.J. Alexander
CB	31	Jalen Mills	22	Sidney Jones	29	Avonte Maddox
CB	21	Ronald Darby	32	Rasul Douglas		
S	23	Rodney McLeod	24	Corey Graham		
S	27	Malcolm Jenkins	36	Deiondre' Hall		
SPECIAL TEAMS						
P	1	Cameron Johnston				
K	4	Jake Elliott				
H	1	Cameron Johnston				
LS	45	Rick Lovato				
PR	43	Darren Sproles	30	Corey Clement	13	Nelson Agholor
KR	18	Shelton Gibson	30	Corey Clement	28	Wendell Smallwood

PRONUNCIATION GUIDE

Nelson Agholor	AGG-uh-lore	Alshon Jeffery	AL-shon jeff-ree	Isaac Seumalo	say-uh-MAH-low
Jay Ajayi	uh-JYE-ee	Jason Kelce	KELL-see	Wendell Smallwood	when-DELL
Corey Clement	CLEM-int	Rick Lovato	luh-VAH-toe	Destiny Vaeao	VIE-ow
Rasul Douglas	RAH-sool	Avonte Maddox	uh-VON-tay	Halapoulivaati Vaitai	hal-lah-P00-lee VAH-tee VIE-tie
Nathan Gerry	GARY	Jordan Mailata	my-LOT-uh	Stefen Wisniewski	STEFF-in wiz-NEW-ski
Dallas Goedert	GOD-ert	Rodney McLeod	muh-CLOUD		
Kamu Grugier-Hill	KAH-moo GREW-jay	Haloti Ngata	ha-LOW-tee NAH-tah		

ALPHABETICAL ROSTER



NO	NAME	POS	HT	WT	DOB	AGE	EXP	COLLEGE	HOMETOWN	HOW ACQ
13	Agholor, Nelson	WR	6-0	198	5/24/93	25	4	USC	Tampa, FL	D1-15
81	Aiken, Kamar	WR	6-2	216	5/30/89	29	6	Central Florida	Hollywood, FL	FA-Ind-18
26	Ajayi, Jay	RB	6-0	223	6/15/93	25	4	Boise State	Frisco, TX	T-Mia-17
57	Alexander, D.J.	LB	6-2	233	9/30/91	26	4	Oregon State	Palm Desert, CA	W-Sea-18
96	Barnett, Derek	DE	6-3	259	6/25/96	22	2	Tennessee	Brentwood, TN	D1-17
77	Bennett, Michael	DE	6-4	274	11/13/85	32	10	Texas A&M	Alief, TX	T-Sea-18
53	Bradham, Nigel	LB	6-2	241	9/4/89	29	7	Florida State	Crawfordville, FL	FA-Buf-16
79	Brooks, Brandon	G	6-5	335	8/19/89	29	7	Miami (OH)	Milwaukee, WI	FA-Hou-16
16	Carter, DeAndre	WR	5-8	190	4/10/93	25	1	Sacramento State	Fremont, CA	FA-18
30	Clement, Corey	RB	5-10	220	11/2/94	23	2	Wisconsin	Glassboro, NJ	UDFA-17
91	Cox, Fletcher	DT	6-4	310	12/13/90	27	7	Mississippi State	Yazoo City, MS	D1-12
21	Darby, Ronald	CB	5-11	193	1/2/94	24	4	Florida State	Oxon Hill, MD	T-Buf-17
32	Douglas, Rasul	CB	6-2	209	8/29/95	23	2	West Virginia	East Orange, NJ	D3-17
4	Elliott, Jake	K	5-9	167	1/21/95	23	2	Memphis	La Grange, IL	PS-Cin-17
86	Ertz, Zach	TE	6-5	250	11/10/90	27	6	Stanford	Danville, CA	D2-13
9	Foles, Nick	QB	6-6	243	1/20/89	29	7	Arizona	Austin, TX	FA-KC-17
47	Gerry, Nathan	LB	6-2	230	2/23/95	23	2	Nebraska	Sioux Falls, SD	D5b-17
18	Gibson, Shelton	WR	5-11	191	3/20/95	23	2	West Virginia	Cleveland, OH	D5a-17
88	Goedert, Dallas	TE	6-5	256	1/3/95	23	R	South Dakota State	Britton, SD	D2-18
55	Graham, Brandon	DE	6-2	265	4/3/88	30	9	Michigan	Detroit, MI	D1-10
24	Graham, Corey	S	6-0	196	7/25/85	33	12	New Hampshire	Buffalo, NY	FA-17
54	Grugier-Hill, Kamu	LB	6-2	230	5/16/94	24	3	Eastern Illinois	Honolulu, HI	W-NE-16
36	Hall, Deiondre	S	6-2	206	5/31/94	24	3	Northern Iowa	Blue Springs, MO	T-Chi-18
98	Hector, Bruce	DT	6-2	296	10/7/94	23	R	South Florida	Tampa, FL	UDFA-18
58	Hicks, Jordan	LB	6-1	236	6/27/92	26	4	Texas	Cincinnati, OH	D3-15
17	Jeffery, Alshon	WR	6-3	218	2/14/90	28	7	South Carolina	St. Matthews, SC	FA-Chi-17
27	Jenkins, Malcolm	S	6-0	204	12/20/87	30	10	Ohio State	Piscataway, NJ	FA-NO-14
65	Johnson, Lane	T	6-6	317	5/8/90	28	6	Oklahoma	Groveton, TX	D1-13
1	Johnston, Cameron	P	5-11	194	2/24/92	26	1	Ohio State	Geelong, Australia	FA-18
22	Jones, Sidney	CB	6-0	181	5/21/96	22	1	Washington	Diamond Bar, CA	D2-17
62	Kelce, Jason	C	6-3	295	11/5/87	30	8	Cincinnati	Cleveland, OH	D6a-11
56	Long, Chris	DE	6-3	270	3/28/85	33	11	Virginia	Charlottesville, VA	FA-NE-17
45	Lovato, Rick	LS	6-2	249	9/9/92	26	2	Old Dominion	Middletown, NJ	FA-16
29	Maddox, Avonte	CB	5-9	184	3/31/96	22	R	Pittsburgh	Detroit, MI	D4a-18
68	Mailata, Jordan	T	6-8	346	3/31/97	21	R	---	Sydney, Australia	D7-18
23	McLeod, Rodney	S	5-10	195	6/23/90	28	7	Virginia	Hyattsville, MD	FA-LAR-16
31	Mills, Jalen	CB	6-0	191	4/6/94	24	3	LSU	DeSoto, TX	D7a-16
94	Ngata, Haloti	DT	6-4	340	1/21/84	34	13	Oregon	Salt Lake City, UT	FA-Det-18
83	Perkins, Joshua	TE	6-3	223	8/5/93	25	2	Washington	Cerritos, CA	FA-18
71	Peters, Jason	T	6-4	328	1/22/82	36	15	Arkansas	Queen City, TX	T-Buf-09
69	Pryor, Matt	G/T	6-7	332	12/16/94	23	R	TCU	Lakewood, CA	D6-18
50	Reynolds, LaRoy	LB	6-1	240	11/3/90	27	6	Virginia	Norfolk, VA	FA-Atl-18
73	Seumalo, Isaac	OL	6-4	303	10/29/93	24	3	Oregon State	Corvallis, OR	D3-16
28	Smallwood, Wendell	RB	5-10	208	1/20/94	24	3	West Virginia	Elkton, MD	D5a-16
43	Sproles, Darren	RB	5-6	190	6/20/83	35	14	Kansas State	Olathe, KS	T-NO-14
7	Sunderland, Nate	QB	6-6	227	10/7/93	24	3	Indiana	Modesto, CA	FA-17
75	Sweat, Josh	DE	6-5	251	3/29/97	21	R	Florida State	Chesapeake, VA	D4b-18
97	Vaeao, Destiny	DT	6-4	299	1/15/94	24	3	Washington State	Pago Pago, AS	UDFA-16
72	Vaitai, Halapoulivaati	T	6-6	320	6/16/93	25	3	TCU	Haltom, TX	D5b-16
14	Wallace, Mike	WR	6-0	200	8/1/86	32	10	Mississippi	New Orleans, LA	FA-Bal-18
67	Warmack, Chance	G	6-2	323	9/14/91	27	6	Alabama	Atlanta, GA	FA-Ten-17
11	Wentz, Carson	QB	6-5	237	12/30/92	25	3	North Dakota State	Bismarck, ND	D1-16
61	Wisniewski, Stefen	G/C	6-3	305	3/22/89	29	8	Penn State	Pittsburgh, PA	FA-Jax-16

PRACTICE SQUAD

38	Adams, Josh	RB	6-2	225	10/29/96	21	R	Notre Dame	Warrington, PA	UDFA-18
19	Davis, Reggie	WR	5-11	170	11/22/95	22	1	Georgia	Tallahassee, FL	FA-18
90	Hester, Treyvon	DT	6-2	304	9/21/92	25	2	Toledo	Penn Hills, PA	FA-18
89	Miller, Braxton	WR	6-2	215	11/30/92	25	3	Ohio State	Huber Heights, OH	FA-18
84	Miller, Dorren	WR	6-0	196	8/3/94	24	R	Carson-Newman	Litburn, GA	FA-18
95	Ostman, Joe	DE	6-3	259	7/12/95	23	R	Central Michigan	St. Ignace, MI	UDFA-18
39	Sullivan, Chandon	CB	5-11	195	8/7/96	22	R	Georgia State	Winder, GA	UDFA-18
37	Sullivan, Tre	S	6-0	200	11/1/93	24	1	Shepherd	Brandywine, MD	UDFA-17
64	Toth, Jon	C	6-5	310	2/11/94	24	1	Kentucky	Indianapolis, IN	UDFA-17
59	Walker, Joe	LB	6-2	236	12/11/92	25	3	Oregon	Palos Verdes, CA	D7c-16

RESERVE/NON-FOOTBALL INJURY

93	Jernigan, Tim	DT	6-2	295	9/24/92	25	5	Florida State	Lake City, FL	T-Bal-17
----	---------------	----	-----	-----	---------	----	---	---------------	---------------	----------

RESERVE/PHYSICALLY UNABLE TO PERFORM

42	Maragos, Chris	S	5-10	200	1/6/87	31	9	Wisconsin	Racine, WI	FA-Sea-14
----	----------------	---	------	-----	--------	----	---	-----------	------------	-----------

INJURED RESERVE

-	Bouka, Elie	CB	6-1	205	8/15/92	26	2	Calgary	Laval, QC, Canada	FA-18
10	Hollins, Mack	WR	6-4	221	9/16/93	25	2	North Carolina	Rockville, MD	D4a-17
82	Rodgers, Richard	TE	6-4	257	1/22/92	26	5	California	Shrewsbury, MA	FA-GB-18
-	Weathersby, Toby	OL	6-6	308	9/19/96	21	R	LSU	Houston, TX	UDFA-18
-	WorriLOW, Paul	LB	6-0	230	5/1/90	28	6	Delaware	Wilmington, DE	FA-Det-18

NUMERICAL ROSTER



NO	NAME	POS	HT	WT	DOB	AGE	EXP	COLLEGE	HOMETOWN	HOW ACQ
1	Cameron Johnston	P	5-11	194	2/24/92	26	1	Ohio State	Geelong, Australia	FA-18
4	Jake Elliott	K	5-9	167	1/21/95	23	2	Memphis	La Grange, IL	PS-Cin-17
7	Nate Sudfeld	QB	6-6	227	10/7/93	24	3	Indiana	Modesto, CA	FA-17
9	Nick Foles	QB	6-6	243	1/20/89	29	7	Arizona	Austin, TX	FA-KC-17
11	Carson Wentz	QB	6-5	237	12/30/92	25	3	North Dakota State	Bismarck, ND	D1-16
13	Nelson Agholor	WR	6-0	198	5/24/93	25	4	USC	Tampa, FL	D1-15
14	Mike Wallace	WR	6-0	200	8/1/86	32	10	Mississippi	New Orleans, LA	FA-Bal-18
16	DeAndre Carter	WR	5-8	190	4/10/93	25	1	Sacramento State	Fremont, CA	FA-18
17	Alshon Jeffery	WR	6-3	218	2/14/90	28	7	South Carolina	St. Matthews, SC	FA-Chi-17
18	Shelton Gibson	WR	5-11	191	3/20/95	23	2	West Virginia	Cleveland, OH	D5a-17
21	Ronald Darby	CB	5-11	193	1/2/94	24	4	Florida State	Oxon Hill, MD	T-Buf-17
22	Sidney Jones	CB	6-0	181	5/21/96	22	1	Washington	Diamond Bar, CA	D2-17
23	Rodney McLeod	S	5-10	195	6/23/90	28	7	Virginia	Hyattsville, MD	FA-LAR-16
24	Corey Graham	S	6-0	196	7/25/85	33	12	New Hampshire	Buffalo, NY	FA-17
26	Jay Ajayi	RB	6-0	223	6/15/93	25	4	Boise State	Frisco, TX	T-Mia-17
27	Malcolm Jenkins	S	6-0	204	12/20/87	30	10	Ohio State	Piscataway, NJ	FA-NO-14
28	Wendell Smallwood	RB	5-10	208	1/20/94	24	3	West Virginia	Elkton, MD	D5a-16
29	Avonte Maddox	CB	5-9	184	3/31/96	22	R	Pittsburgh	Detroit, MI	D4a-18
30	Corey Clement	RB	5-10	220	11/2/94	23	2	Wisconsin	Glassboro, NJ	UDFA-17
31	Jalen Mills	CB	6-0	191	4/6/94	24	3	LSU	DeSoto, TX	D7a-16
32	Rasul Douglas	CB	6-2	209	8/29/95	23	2	West Virginia	East Orange, NJ	D3-17
36	Deiondre' Hall	S	6-2	206	5/31/94	24	3	Northern Iowa	Blue Springs, MO	T-Chi-18
43	Darren Sproles	RB	5-6	190	6/20/83	35	14	Kansas State	Olathe, KS	T-NO-14
45	Rick Lovato	LS	6-2	249	9/9/92	26	2	Old Dominion	Middletown, NJ	FA-16
47	Nathan Gerry	LB	6-2	230	2/23/95	23	2	Nebraska	Sioux Falls, SD	D5b-17
50	LaRoy Reynolds	LB	6-1	240	11/3/90	27	6	Virginia	Norfolk, VA	FA-Atl-18
53	Nigel Bradham	LB	6-2	241	9/4/89	29	7	Florida State	Crawfordville, FL	FA-Buf-16
54	Kamu Grugier-Hill	LB	6-2	230	5/16/94	24	3	Eastern Illinois	Honolulu, HI	W-NE-16
55	Brandon Graham	DE	6-2	265	4/3/88	30	9	Michigan	Detroit, MI	D1-10
56	Chris Long	DE	6-3	270	3/28/85	33	11	Virginia	Charlottesville, VA	FA-NE-17
57	D.J. Alexander	LB	6-2	233	9/30/91	26	4	Oregon State	Palm Desert, CA	W-Sea-18
58	Jordan Hicks	LB	6-1	236	6/27/92	26	4	Texas	Cincinnati, OH	D3-15
61	Stefen Wisniewski	G/C	6-3	305	3/22/89	29	8	Penn State	Pittsburgh, PA	FA-Jax-16
62	Jason Kelce	C	6-3	295	11/5/87	30	8	Cincinnati	Cleveland, OH	D6a-11
65	Lane Johnson	T	6-6	317	5/8/90	28	6	Oklahoma	Groveton, TX	D1-13
67	Chance Warmack	G	6-2	323	9/14/91	27	6	Alabama	Atlanta, GA	FA-Ten-17
68	Jordan Mailata	T	6-8	346	3/31/97	21	R	---	Sydney, Australia	D7-18
69	Matt Pryor	G/T	6-7	332	12/16/94	23	R	TCU	Lakewood, CA	D6-18
71	Jason Peters	T	6-4	328	1/22/82	36	15	Arkansas	Queen City, TX	T-Buf-09
72	Halapoulivaati Vaitai	T	6-6	320	6/16/93	25	3	TCU	Haltom, TX	D5b-16
73	Isaac Seumalo	OL	6-4	303	10/29/93	24	3	Oregon State	Corvallis, OR	D3-16
75	Josh Sweat	DE	6-5	251	3/29/97	21	R	Florida State	Chesapeake, VA	D4b-18
77	Michael Bennett	DE	6-4	274	11/13/85	32	10	Texas A&M	Atief, TX	T-Sea-18
79	Brandon Brooks	G	6-5	335	8/19/89	29	7	Miami (OH)	Milwaukee, WI	FA-Hou-16
81	Kamar Aiken	WR	6-2	216	5/30/89	29	6	Central Florida	Hollywood, FL	FA-Ind-18
83	Joshua Perkins	TE	6-3	223	8/5/93	25	2	Washington	Cerritos, CA	FA-18
86	Zach Ertz	TE	6-5	250	11/10/90	27	6	Stanford	Danville, CA	D2-13
88	Dallas Goedert	TE	6-5	256	1/3/95	23	R	South Dakota State	Britton, SD	D2-18
91	Fletcher Cox	DT	6-4	310	12/13/90	27	7	Mississippi State	Yazoo City, MS	D1-12
94	Haloti Ngata	DT	6-4	340	1/21/84	34	13	Oregon	Salt Lake City, UT	FA-Det-18
96	Derek Barnett	DE	6-3	259	6/25/96	22	2	Tennessee	Brentwood, TN	D1-17
97	Destiny Vaeao	DT	6-4	299	1/15/94	24	3	Washington State	Pago Pago, AS	UDFA-16
98	Bruce Hector	DT	6-2	296	10/7/94	23	R	South Florida	Tampa, FL	UDFA-18

PRACTICE SQUAD

19	Reggie Davis	WR	5-11	170	11/22/95	22	1	Georgia	Tallahassee, FL	FA-18
37	Tre Sullivan	S	6-0	200	11/1/93	24	1	Shepherd	Brandywine, MD	UDFA-17
38	Josh Adams	RB	6-2	225	10/29/96	21	R	Notre Dame	Warrington, PA	UDFA-18
39	Chandon Sullivan	CB	5-11	195	8/7/96	22	R	Georgia State	Winder, GA	UDFA-18
59	Joe Walker	LB	6-2	236	12/11/92	25	3	Oregon	Palos Verdes, CA	D7c-16
64	Jon Toth	C	6-5	310	2/11/94	24	1	Kentucky	Indianapolis, IN	UDFA-17
84	Dorren Miller	WR	6-0	196	8/3/94	24	R	Carson-Newman	Lilburn, GA	FA-18
89	Braxton Miller	WR	6-2	215	11/30/92	25	3	Ohio State	Huber Heights, OH	FA-18
90	Treyvon Hester	DT	6-2	304	9/21/92	25	2	Toledo	Penn Hills, PA	FA-18
95	Joe Ostman	DE	6-3	259	7/12/95	23	R	Central Michigan	St. Ignace, MI	UDFA-18

RESERVE/NON-FOOTBALL INJURY

93	Tim Jernigan	DT	6-2	295	9/24/92	25	5	Florida State	Lake City, FL	T-Bal-17
----	--------------	----	-----	-----	---------	----	---	---------------	---------------	----------

RESERVE/PHYSICALLY UNABLE TO PERFORM

42	Chris Maragos	S	5-10	200	1/6/87	31	9	Wisconsin	Racine, WI	FA-Sea-14
----	---------------	---	------	-----	--------	----	---	-----------	------------	-----------

INJURED RESERVE

10	Mack Hollins	WR	6-4	221	9/16/93	25	2	North Carolina	Rockville, MD	D4a-17
82	Richard Rodgers	TE	6-4	257	1/22/92	26	5	California	Shrewsbury, MA	FA-GB-18
-	Elie Bouka	CB	6-1	205	8/15/92	26	2	Calgary	Laval, QC, Canada	FA-18
-	Toby Weathersby	OL	6-6	308	9/19/96	21	R	LSU	Houston, TX	UDFA-18
-	Paul Worrilow	LB	6-0	230	5/1/90	28	6	Delaware	Wilmington, DE	FA-Det-18

POSITIONAL ROSTER



	NO	NAME	POS	HT	WT	DOB	AGE	EXP	COLLEGE	HOMETOWN	HOW ACQ
QB	7	Nate Sudfeld	QB	6-6	227	10/7/93	24	3	Indiana	Modesto, CA	FA-17
	9	Nick Foles	QB	6-6	243	1/20/89	29	7	Arizona	Austin, TX	FA-KC-17
	11	Carson Wentz	QB	6-5	237	12/30/92	25	3	North Dakota State	Bismarck, ND	D1-16
RB	26	Jay Ajayi	RB	6-0	223	6/15/93	25	4	Boise State	Frisco, TX	T-Mia-17
	28	Wendell Smallwood	RB	5-10	208	1/20/94	24	3	West Virginia	Elkton, MD	D5a-16
	30	Corey Clement	RB	5-10	220	11/2/94	23	2	Wisconsin	Glassboro, NJ	UDFA-17
	43	Darren Sproles	RB	5-6	190	6/20/83	35	14	Kansas State	Olathe, KS	T-NO-14
WR	13	Nelson Agholor	WR	6-0	198	5/24/93	25	4	USC	Tampa, FL	D1-15
	14	Mike Wallace	WR	6-0	200	8/1/86	32	10	Mississippi	New Orleans, LA	FA-Bal-18
	16	DeAndre Carter	WR	5-8	190	4/10/93	25	1	Sacramento State	Fremont, CA	FA-18
	17	Alshon Jeffery	WR	6-3	218	2/14/90	28	7	South Carolina	St. Matthews, SC	FA-Chi-17
	18	Shelton Gibson	WR	5-11	191	3/20/95	23	2	West Virginia	Cleveland, OH	D5a-17
	81	Kamar Aiken	WR	6-2	216	5/30/89	29	6	Central Florida	Hollywood, FL	FA-Ind-18
TE	83	Joshua Perkins	TE	6-3	223	8/5/93	25	2	Washington	Cerritos, CA	FA-18
	86	Zach Ertz	TE	6-5	250	11/10/90	27	6	Stanford	Danville, CA	D2-13
	88	Dallas Goedert	TE	6-5	256	1/3/95	23	R	South Dakota State	Britton, SD	D2-18
OFFENSIVE LINE	61	Stefen Wisniewski	G/C	6-3	305	3/22/89	29	8	Penn State	Pittsburgh, PA	FA-Jax-16
	62	Jason Kelce	C	6-3	295	11/5/87	30	8	Cincinnati	Cleveland, OH	D6a-11
	65	Lane Johnson	T	6-6	317	5/8/90	28	6	Oklahoma	Groveton, TX	D1-13
	67	Chance Warmack	G	6-2	323	9/14/91	27	6	Alabama	Atlanta, GA	FA-Ten-17
	68	Jordan Mailata	T	6-8	346	3/31/97	21	R	---	Sydney, Australia	D7-18
	69	Matt Pryor	G/T	6-7	332	12/16/94	23	R	TCU	Lakewood, CA	D6-18
	71	Jason Peters	T	6-4	328	1/22/82	36	15	Arkansas	Queen City, TX	T-Buf-09
	72	Halapoulivaati Vaitai	T	6-6	320	6/16/93	25	3	TCU	Haltom, TX	D5b-16
	73	Isaac Seumalo	OL	6-4	303	10/29/93	24	3	Oregon State	Corvallis, OR	D3-16
	79	Brandon Brooks	G	6-5	335	8/19/89	29	7	Miami (OH)	Milwaukee, WI	FA-Hou-16
DEFENSIVE LINE	55	Brandon Graham	DE	6-2	265	4/3/88	30	9	Michigan	Detroit, MI	D1-10
	56	Chris Long	DE	6-3	270	3/28/85	33	11	Virginia	Charlottesville, VA	FA-NE-17
	75	Josh Sweat	DE	6-5	251	3/29/97	21	R	Florida State	Chesapeake, VA	D4b-18
	77	Michael Bennett	DE	6-4	274	11/13/85	32	10	Texas A&M	Alief, TX	T-Sea-18
	91	Fletcher Cox	DT	6-4	310	12/13/90	27	7	Mississippi State	Yazoo City, MS	D1-12
	94	Haloti Ngata	DT	6-4	340	1/21/84	34	13	Oregon	Salt Lake City, UT	FA-Det-18
	96	Derek Barnett	DE	6-3	259	6/25/96	22	2	Tennessee	Brentwood, TN	D1-17
	97	Destiny Vaeao	DT	6-4	299	1/15/94	24	3	Washington State	Pago Pago, AS	UDFA-16
	98	Bruce Hector	DT	6-2	296	10/7/94	23	R	South Florida	Tampa, FL	UDFA-18
LB	47	Nathan Gerry	LB	6-2	230	2/23/95	23	2	Nebraska	Sioux Falls, SD	D5b-17
	50	LaRoy Reynolds	LB	6-1	240	11/3/90	27	6	Virginia	Norfolk, VA	FA-Atl-18
	53	Nigel Bradham	LB	6-2	241	9/4/89	29	7	Florida State	Crawfordville, FL	FA-Buf-16
	54	Kamu Grugier-Hill	LB	6-2	230	5/16/94	24	3	Eastern Illinois	Honolulu, HI	W-NE-16
	57	D.J. Alexander	LB	6-2	233	9/30/91	26	4	Oregon State	Palm Desert, CA	W-Sea-18
	58	Jordan Hicks	LB	6-1	236	6/27/92	26	4	Texas	Cincinnati, OH	D3-15
DEFENSIVE BACKS	21	Ronald Darby	CB	5-11	193	1/2/94	24	4	Florida State	Oxon Hill, MD	T-Buf-17
	22	Sidney Jones	CB	6-0	181	5/21/96	22	1	Washington	Diamond Bar, CA	D2-17
	23	Rodney McLeod	S	5-10	195	6/23/90	28	7	Virginia	Hyattsville, MD	FA-LAR-16
	24	Corey Graham	S	6-0	196	7/25/85	33	12	New Hampshire	Buffalo, NY	FA-17
	27	Malcolm Jenkins	S	6-0	204	12/20/87	30	10	Ohio State	Piscataway, NJ	FA-NO-14
	29	Avonte Maddox	CB	5-9	184	3/31/96	22	R	Pittsburgh	Detroit, MI	D4a-18
	31	Jalen Mills	CB	6-0	191	4/6/94	24	3	LSU	DeSoto, TX	D7a-16
	32	Rasul Douglas	CB	6-2	209	8/29/95	23	2	West Virginia	East Orange, NJ	D3-17
	36	Deiondre' Hall	S	6-2	206	5/31/94	24	3	Northern Iowa	Blue Springs, MO	T-Chi-18
ST	1	Cameron Johnston	P	5-11	194	2/24/92	26	1	Ohio State	Geelong, Australia	FA-18
	4	Jake Elliott	K	5-9	167	1/21/95	23	2	Memphis	La Grange, IL	PS-Cin-17
	45	Rick Lovato	LS	6-2	249	9/9/92	26	2	Old Dominion	Middletown, NJ	FA-16

ROSTER BREAKDOWN



HOW ACQUIRED		
Year	Player	Acq
2009	Jason Peters	T-Buf
2010	Brandon Graham	D1
2011	Jason Kelce	D6a
2012	Fletcher Cox	D1
2013	Lane Johnson	D1
	Zach Ertz	D2
2014	Malcolm Jenkins	FA-NO
	Chris Maragos (PUP)	FA-Sea
	Darren Sproles	T-NO
2015	Nelson Agholor	D1
	Jordan Hicks	D3
2016	Carson Wentz	D1
	Isaac Seumalo	D3
	Wendell Smallwood	D5a
	Halapoulivaati Vaitai	D5b
	Jalen Mills	D7a
	Nigel Bradham	FA-Buf
	Brandon Brooks	FA-Hou
	Rodney McLeod	FA-LAR
	Stefen Wisniewski	FA-Jax
	Rick Lovato	FA
	Destiny Vaeao	UDFA
	Kamu Grugier-Hill	W-NE
2017	Derek Barnett	D1
	Sidney Jones	D2
	Rasul Douglas	D3
	Mack Hollins (IR)	D4a
	Shelton Gibson	D5a
	Nathan Gerry	D5b
	Nick Foles	FA-KC
	Alshon Jeffery	FA-Chi
	Chris Long	FA-NE
	Chance Warmack	FA-Ten
	Corey Graham	FA
	Nate Sudfeld	FA
	Corey Clement	UDFA
	Jay Ajayi	T-Mia
	Ronald Darby	T-Buf
	Tim Jernigan (NFI)	T-Bal
	Jake Elliott	PS-Cin
2018	Dallas Goedert	D2
	Avonte Maddox	D4a
	Josh Sweat	D4b
	Matt Pryor	D6
	Jordan Mailata	D7
	Kamar Aiken	FA-Ind
	Haloti Ngata	FA-Det
	LaRoy Reynolds	FA-Atl
	Richard Rodgers (IR)	FA-GB
	Mike Wallace	FA-Bal
	Paul Worriow (IR)	FA-Det
	Elie Bouka (IR)	FA
	DeAndre Carter	FA
	Cameron Johnston	FA
	Joshua Perkins	FA
	Bruce Hector	UDFA
	Toby Weathersby (IR)	UDFA
	Michael Bennett	T-Sea
	Deiondre' Hall	T-Chi
	D.J. Alexander	W-Sea

BY DRAFT ROUND			
Rd	Player	Team	Year
1st	Haloti Ngata	Bal	2006
	Chris Long	StL	2008
	Malcolm Jenkins	NO	2009
	Brandon Graham	Phi	2010
	Fletcher Cox	Phi	2012
	Lane Johnson	Phi	2013
	Chance Warmack	Ten	2013
	Nelson Agholor	Phi	2015
	Carson Wentz	Phi	2016
	Derek Barnett	Phi	2017
2nd	Stefen Wisniewski	Oak	2011
	Alshon Jeffery	Chi	2012
	Zach Ertz	Phi	2013
	Tim Jernigan (NFI)	Bal	2014
	Ronald Darby	Buf	2015
	Sidney Jones	Phi	2017
	Dallas Goedert	Phi	2018
3rd	Mike Wallace	Pit	2009
	Brandon Brooks	Hou	2012
	Nick Foles	Phi	2012
	Richard Rodgers (IR)	GB	2014
	Jordan Hicks	Phi	2015
	Isaac Seumalo	Phi	2016
	Rasul Douglas	Phi	2017
4th	Darren Sproles	SD	2005
	Nigel Bradham	Buf	2012
	Deiondre' Hall	Chi	2016
	Mack Hollins (IR)	Phi	2017
	Avonte Maddox	Phi	2018
	Josh Sweat	Phi	2018
5th	Corey Graham	Chi	2007
	Jay Ajayi	Mia	2015
	D.J. Alexander	KC	2015
	Wendell Smallwood	Phi	2016
	Halapoulivaati Vaitai	Phi	2016
	Jake Elliott	Cin	2017
	Nathan Gerry	Phi	2017
	Shelton Gibson	Phi	2017
6th	Jason Kelce	Phi	2011
	Kamu Grugier-Hill	NE	2016
	Nate Sudfeld	Was	2016
	Matt Pryor	Phi	2018
7th	Jalen Mills	Phi	2016
	Jordan Mailata	Phi	2018
FA	Jason Peters	Buf	2004
	Michael Bennett	Sea	2009
	Chris Maragos (PUP)	SF	2010
	Kamar Aiken	Buf	2011
	Rodney McLeod	StL	2012
	LaRoy Reynolds	Jax	2013
	Paul Worriow (IR)	Atl	2013
	DeAndre Carter	Bal	2015
	Rick Lovato	Chi	2015
	Elie Bouka (IR)	Ari	2016
	Joshua Perkins	Atl	2016
	Destiny Vaeao	Phi	2016
	Corey Clement	Phi	2017
	Cameron Johnston	Phi	2017
	Bruce Hector	Phi	2018
	Toby Weathersby (IR)	Phi	2018

BY EXPERIENCE			
Player	Exp	G/S	w/Phi
Jason Peters	15	178/168	113/113
Darren Sproles	14	172/29	50/10
Haloti Ngata	13	169/166	2/1
Corey Graham	12	173/66	16/2
Chris Long	11	148/103	18/1
Michael Bennett	10	127/90	2/0
Malcolm Jenkins	10	137/129	66/66
Mike Wallace	10	144/124	2/2
Brandon Graham	9	113/56	
Chris Maragos (PUP)	9	99/3	53/3
Jason Kelce	8	96/96	
Stefen Wisniewski	8	109/95	32/19
Nigel Bradham	7	89/70	32/32
Brandon Brooks	7	82/76	32/32
Fletcher Cox	7	96/90	
Nick Foles	7	51/41	37/29
Alshon Jeffery	7	79/72	16/16
Rodney McLeod	7	96/80	32/32
Kamar Aiken	6	67/28	1/1
Zach Ertz	6	77/42	
Lane Johnson	6	67/67	
LaRoy Reynolds	6	70/7	2/0
Chance Warmack	6	59/51	11/3
Paul Worriow (IR)	6	72/52	0/0
Tim Jernigan (NFI)	5	58/39	15/15
Richard Rodgers (IR)	5	63/24	0/0
Nelson Agholor	4	46/38	
Jay Ajayi	4	40/21	9/2
D.J. Alexander	4	46/1	2/0
Ronald Darby	4	39/38	10/9
Jordan Hicks	4	33/30	
Kamu Grugier-Hill	3	30/1	
Deiondre' Hall	3	11/0	1/0
Jalen Mills	3	33/19	
Isaac Seumalo	3	25/6	
Wendell Smallwood	3	23/6	
Nate Sudfeld	3	1/0	
Carson Wentz	3	29/29	
Destiny Vaeao	3	29/1	
Halapoulivaati Vaitai	3	25/16	
Derek Barnett	2	17/2	
Elie Bouka (IR)	2	0/0	
Corey Clement	2	18/0	
Rasul Douglas	2	16/5	
Jake Elliott	2	17/0	
Nathan Gerry	2	12/2	
Shelton Gibson	2	7/0	
Mack Hollins (IR)	2	16/0	
Rick Lovato	2	25/0	21/0
Joshua Perkins	2	10/1	2/0
DeAndre Carter	1	2/1	
Cameron Johnston	1	2/0	
Sidney Jones	1	3/0	
Bruce Hector	R	2/0	
Dallas Goedert	R	2/0	
Avonte Maddox	R	2/0	
Jordan Mailata	R	0/0	
Matt Pryor	R	0/0	
Josh Sweat	R	0/0	
Toby Weathersby (IR)	R	0/0	

2018 PERSONNEL MOVES



- **January 3:** Signed the following players to reserve/future contracts: CB **Elie Bouka**, P **Cameron Johnston**, WR **Marquess Wilson** and TE **Adam Zaruba**
- **January 9:** Signed C **Jon Toth** to reserve/future contract
- **January 15:** Signed TE **Joshua Perkins** to reserve/future contract
- **February 7:** Signed WR **Rashard Davis**, G **Darrell Greene**, CB **D.J. Killings**, S **Tre Sullivan**, WR **Bryce Treggs** and WR **Greg Ward**
- **February 9:** Signed TE **Billy Brown**
- **February 13:** Signed CB **De'Vante Bausby**
- **February 14:** Signed T **Taylor Hart**
- **February 20:** Signed DT **Winston Craig**
- **March 7:** Announced the following coaching staff changes: Promoted **Mike Groh** to offensive coordinator; promoted **Duce Staley** to assistant head coach/running backs coach; promoted **Jeff Stoutland** to offensive line coach/run game coordinator; promoted **Press Taylor** to quarterbacks coach; hired **Gunter Brewer** as wide receivers coach; hired **Carson Walch** as assistant wide receivers coach; promoted **Trent Miles** to offensive quality control/running backs; promoted **Spencer Phillips** to offensive quality control/quarterbacks
- **March 13:** Released TE **Brent Celek**
- **March 14:** Agreed to terms with LB **Nigel Bradham** on 5-year contract ... Acquired DE **Michael Bennett** and a 2018 7th-round draft choice from Seattle in exchange for WR **Marcus Johnson** and a 2018 5th-round draft choice ... Acquired CB **Daryl Worley** from Carolina in exchange for WR **Torrey Smith** ... Agreed to terms with LB **Corey Nelson** on 1-year contract
- **March 15:** Signed DT **Haloti Ngata** to 1-year contract
- **March 16:** Released DE **Vinny Curry**
- **March 22:** Agreed to terms with WR **Mike Wallace** on 1-year contract
- **April 3:** Agreed to terms with LB **Paul Worrilow** on 1-year contract
- **April 4:** Agreed to terms with TE **Richard Rodgers** on 1-year contract
- **April 15:** Released CB **Daryl Worley**
- **April 26:** Acquired 2nd-round pick (52nd overall), 4th-round pick (125th overall) and 2019 2nd-round pick from Baltimore in exchange for 1st-round pick (32nd overall) and 4th-round pick (132nd overall)
- **April 27:** Acquired 2nd-round pick (49th overall) from Indianapolis in exchange for 2nd-round pick (52nd overall) and 5th-round pick (169th overall) ... Selected TE **Dallas Goedert** (South Dakota State) in 2nd round (49th overall)
- **April 28:** Selected CB **Avonte Maddox** (Pittsburgh) in 4th round (125th overall) ... Selected DE **Josh Sweat** (Florida State) in 4th round (130th overall) ... Selected T/G **Matt Pryor** (TCU) in 6th round (206th overall) ... Acquired 7th-round pick (233rd overall) from New England in exchange for 7th-round pick (250th overall) and 2019 7th-round pick ... Selected T **Jordan Mailata** in 7th round (233rd overall) ... Agreed to terms with RB **Darren Sproles** on 1-year contract
- **April 30:** Waived/injured CB **Elie Bouka** ... Exercised 5th-year option on WR **Nelson Agholor**
- **May 2:** Signed WR **Markus Wheaton** to 1-year contract
- **May 7:** Signed QB **Joe Callahan** to 2-year contract
- **May 9:** Agreed to terms on 4-year contracts with five draft picks: TE **Dallas Goedert** (D2), CB **Avonte Maddox** (D4a), DE **Josh Sweat** (D4b), T/G **Matt Pryor** (D6), T **Jordan Mailata** (D7)
- **May 11:** Signed 15 UDFA's: RB **Josh Adams**, LB **Asantay Brown**, OL **Aaron Evans**, DE **Danny Ezechukwu**, DT **Bruce Hector**, WR **Anthony Mahoungou**, S **Ryan Neal**, DE **Joe Ostman**, OL **Ian Park**, S **Jeremy Reaves**, S **Stephen Roberts**, S **Dominick Sanders**, CB **Chandon Sullivan**, CB **Jordan Thomas**, OL **Toby Weathersby**
- **May 14:** Signed WR **Tim Wilson** ... Waived CB **Jordan Thomas**
- **May 15:** Signed LB **LaRoy Reynolds** ... Waived S **Dominick Sanders**
- **May 22:** Released LB **Mychal Kendricks**

- **May 24:** Signed LB **Kyle Wilson**
- **June 13:** Placed LB **Paul Worrilow** on Injured Reserve
- **July 24:** Released WR **Marquess Wilson** and waived CB **Randall Go-forth**
- **July 25:** Signed by WR **Kamar Aiken** to 1-year contract
- **July 26:** Placed DE **Brandon Graham**, WR **Alshon Jeffery** and S **Chris Maragos** on Active/PUP List ... Placed DT **Tim Jernigan** and WR **Bryce Treggs** on Active/NFI List
- **July 27:** Signed DL **Adam Reth**
- **July 28:** Signed WR **DeAndre Carter**
- **August 2:** Activated WR **Bryce Treggs** from NFI List
- **August 5:** Signed S **Corey Graham** and TE **Gannon Sinclair** to 1-year contracts ... Waived S **Ryan Neal** ... Waived/injured TE **Adam Zaruba**
- **August 6:** Extended the contracts of Executive Vice President of Football Operations **Howie Roseman** and Head Coach **Doug Pederson** through the 2022 season
- **August 11:** Waived TE **Adam Zaruba** from Injured Reserve with an injury settlement
- **August 12:** Signed QB **Christian Hackenberg** ... Waived/injured OL **Ian Park**
- **August 18:** Signed WR **Darius Prince** ... Waived DL **Adam Reth**
- **August 20:** Activated DE **Brandon Graham** from PUP List
- **August 25:** Waived S **Stephen Roberts**
- **August 26:** Signed LB **Jaboree Williams** ... Released LB **Corey Nelson**
- **August 27:** Signed S **Ironhead Gallon** ... Waived WR **Anthony Mahoungou**
- **August 28:** Signed TE **Anthony Denham**
- **September 1:** Placed DT **Tim Jernigan** on Reserve/Non-Football Injury List ... Placed S **Chris Maragos** on Reserve/PUP List ... Released the following players: WR **Kamar Aiken**, DE **Steven Means**, WR **Markus Wheaton** ... Waived/injured the following players: CB **D.J. Killings**, TE **Gannon Sinclair**, OL **Toby Weathersby** ... Waived the following players: RB **Josh Adams**, CB **De'Vante Bausby**, LB **Asantay Brown**, TE **Billy Brown**, QB **Joe Callahan**, DT **Winston Craig**, WR **Rashard Davis**, TE **Anthony Denham**, OL **Aaron Evans**, DE **Danny Ezechukwu**, S **Ironhead Gallon**, G **Darrell Greene**, QB **Christian Hackenberg**, T **Taylor Hart**, RB **Matt Jones**, DE **Joe Ostman**, WR **Darius Prince**, RB **Donnel Pumphrey**, DT **Elijah Qualls**, S **Jeremy Reaves**, DT **Aziz Shittu**, CB **Chandon Sullivan**, C **Jon Toth**, WR **Bryce Treggs**, WR **Greg Ward**, LB **Jaboree Williams**, LB **Kyle Wilson**, WR **Tim Wilson** ... Acquired S **Deiondre' Hall** from Chicago in exchange for conditional 7th-round draft choice in 2019
- **September 2:** Claimed LB **D.J. Alexander** off waivers from Seattle ... Waived LB **Joe Walker** ... Signed the following players to the practice squad: RB **Josh Adams**, CB **De'Vante Bausby**, LB **Asantay Brown**, TE **Billy Brown**, DT **Winston Craig**, WR **Rashard Davis**, DE **Joe Ostman**, CB **Chandon Sullivan**, C **Jon Toth**, WR **Greg Ward**
- **September 4:** Signed WR **Markus Wheaton** ... Placed TE **Richard Rodgers** on Injured Reserve (knee) ... Signed LB **Joe Walker** to practice squad ... Released LB **Asantay Brown** from practice squad
- **September 6:** Placed WR **Mack Hollins** on Injured Reserve (groin)
- **September 7:** Waived S **Tre Sullivan** ... Signed DT **Treyvon Hester** to practice squad ... Released DT **Winston Craig**, WR **Rashard Davis** and WR **Greg Ward** from practice squad
- **September 10:** Signed WR **Reggie Davis**, WR **Braxton Miller** and WR **Dorren Miller** to practice squad ... Waived TE **Billy Brown** from practice squad
- **September 11:** Signed S **Tre Sullivan** to practice squad ... Released CB **De'Vante Bausby** from practice squad
- **September 12:** Signed WR **Kamar Aiken** ... Released WR **Markus Wheaton**

2018 GAME-BY-GAME STARTERS



	OFFENSE											
	QB	RB	WR	WR	WR	TE	TE	LT	LG	C	RG	RT
Atl	Foles	Ajayi	Wallace	Agholor	Carter	Ertz	---	Peters	Wisniewski	Kelce	Brooks	Johnson
@TB	Foles	Ajayi	Wallace	Agholor	Aiken	Ertz	---	Petres	Wisniewski	Kelce	Brooks	Johnson
Ind												
@Ten												
Min												
@NYG												
Car												
@Jax												
Dal												
@NO												
NYG												
Was												
@Dal												
@LAR												
Hou												
@Was												

	DEFENSE											
	DE	DT	DT	DE	OLB	MLB	OLB	CB	CB	CB/LB/S	S	S
Atl	Graham	Cox	Vaeao	Barnett	---	Hicks	Gerry	Darby	Mills	Graham	Jenkins	McLeod
@TB	Graham	Cox	Ngata	Barnett	Bradham	Hicks	Grugier-Hill	Darby	Mills	---	Jenkins	McLeod
Ind												
@Ten												
Min												
@NYG												
Car												
@Jax												
Dal												
@NO												
NYG												
Was												
@Dal												
@LAR												
Hou												
@Was												

2018 PARTICIPATION CHART



PLAYER	Atl	@TB	Ind	@Ten	Min	@NYG	Car	@Jax	Dal	@NO	NYG	Was	@Dal	@LAR	Hou	@Was	G/S	IA	DNP
Agholor, Nelson	WR	WR															2/2	---	---
Aiken Kamar	X	WR															1/1	---	---
Ajayi, Jay	P	RB															2/1	---	---
Alexander, D.J.	P	P															2/0	---	---
Barnett, Derek	DE	DE															2/2	---	---
Bennett, Michael	P	P															2/0	---	---
Bouka, Elie	IR	IR															0/0	---	---
Bradham, Nigel	SUSP	LB															1/1	---	---
Brooks, Brandon	RG	RG															2/2	---	---
Carter, DeAndre	WR	P															2/1	---	---
Clement, Corey	P	P															2/0	---	---
Cox, Fletcher	DT	DT															2/2	---	---
Darby, Ronald	CB	CB															2/2	---	---
Douglas, Rasul	P	P															2/0	---	---
Elliott, Jake	P	P															2/0	---	---
Ertz, Zach	TE	TE															2/2	---	---
Foles, Nick	QB	QB															2/2	---	---
Gerry, Nathan	LB	P															2/1	---	---
Gibson, Shelton	P	P															2/0	---	---
Goedert, Dallas	P	P															2/0	---	---
Graham, Brandon	DE	DE															2/2	---	---
Graham, Corey	S	P															2/1	---	---
Grugier-Hill, Kamu	P	LB															2/1	---	---
Hall, Deiondre'	SUSP	P															1/0	---	---
Hector, Bruce	P	P															2/0	---	---
Hicks, Jordan	LB	LB															2/2	---	---
Hollins, Mack	IR	IR															0/0	---	---
Jeffery, Alshon	IA	IA															0/0	2	---
Jenkins, Malcolm	S	S															2/2	---	---
Jernigan, Tim	NFI	NFI															0/0	---	---
Johnson, Lane	RT	RT															2/2	---	---
Johnston, Cameron	P	P															2/0	---	---
Jones, Sidney	P	P															2/0	---	---
Kelce, Jason	C	C															2/2	---	---
Long, Chris	P	P															2/0	---	---
Lovato, Rick	P	P															2/0	---	---
Maddox, Avonte	P	P															2/0	---	---
Mailata, Jordan	IA	IA															0/0	2	---
Maragos, Chris	PUP	PUP															0/0	---	---
McLeod, Rodney	S	S															2/2	---	---
Mills, Jalen	CB	CB															2/2	---	---
Ngata, Haloti	P	DT															2/1	---	---
Perkins, Joshua	P	P															2/0	---	---
Peters, Jason	LT	LT															2/2	---	---
Pryor, Matt	IA	IA															0/0	2	---
Reynolds, LaRoy	P	P															2/0	---	---
Rodgers, Richard	IR	IR															0/0	---	---
Seumalo, Isaac	P	P															2/0	---	---
Sinclair, Gannon	IR	X															0/0	---	---
Smallwood, Wendell	P	P															2/0	---	---
Sproles, Darren	RB	IA															1/1	1	---
Sudfeld, Nate	DNP	DNP															0/0	---	2
Sullivan, Tre	P	PS															1/0	---	---
Sweat, Josh	IA	IA															0/0	2	---
Vaeao, Destiny	DT	P															2/1	---	---
Vaitai, Halapoulivaati	P	P															2/0	---	---
Wallace, Mike	WR	WR															2/2	---	---
Warmack, Chance	IA	IA															0/0	2	---
Weathersby, Toby	IR	IR															0/0	---	---
Wentz, Carson	IA	IA															0/0	2	---
Wheaton, Markus	P	X															1/0	---	---
Wisniewski, Stefen	LG	LG															2/2	---	---
Worrlow, Paul	IR	IR															0/0	---	---

POSITION - start **P** - played (did not start) **IA** - inactive **IR** - Injured Reserve **DNP** - dressed but did not play **PS** - practice squad member **PUP** - Reserve/Physically Unable to Perform **NFI** - Reserve/Non-Football Injury **SUSP** - Reserve/Commissioner Exempt **X** - not with team **EX** - roster exemption

2018 SNAP COUNTS



	OFFENSE	Atl	@TB	Ind	@Ten	Min	@NYG	Car	@Jax	Dal	@NO	NYG	Was	@Dal	@LAR	Hou	@Was	Snap	Pct
	TOTAL PLAYS	72	79															151	
QB	Nick Foles	72	79															151	100%
	Nate Sudfeld	DNP	DNP															0	0%
	Carson Wentz	IA	IA															0	0%
RB	Jay Ajayi	29	22															51	34%
	Corey Clement	13	33															46	30%
	Darren Sproles	29	IA															29	19%
	Wendell Smallwood	1	24															25	17%
WR	Nelson Agholor	68	72															140	93%
	Mike Wallace	66	7															73	48%
	DeAndre Carter	53	19															72	48%
	Kamar Aiken	X	62															62	41%
	Shelton Gibson	4	35															39	26%
	Markus Wheaton	2	X															2	1%
	Mack Hollins	IR	IR															0	0%
	Alshon Jeffery	IA	IA															0	0%
TE	Zach Ertz	70	74															144	95%
	Dallas Goedert	17	17															34	23%
	Joshua Perkins	4	26															30	20%
	Richard Rodgers	IR	IR															0	0%
	Gannon Sinclair	IR	X															0	0%
OFFENSIVE LINE	Brandon Brooks	72	79															151	100%
	Lane Johnson	72	79															151	100%
	Stefen Wisniewski	72	79															151	100%
	Jason Kelce	71	79															150	99%
	Jason Peters	71	8															79	52%
	Halapoulivaati Vaitai	1	71															72	48%
	Isaac Seumalo	5	4															9	6%
	Jordan Mailata	IA	IA															0	0%
	Matt Pryor	IA	IA															0	0%
	Chance Warmack	IA	IA															0	0%
	Toby Weathersby	IR	IR															0	0%

	DEFENSE	Atl	@TB	Ind	@Ten	Min	@NYG	Car	@Jax	Dal	@NO	NYG	Was	@Dal	@LAR	Hou	@Was	Snap	Pct
	TOTAL PLAYS	70	58															128	
DEFENSIVE LINE	Fletcher Cox	65	46															111	87%
	Brandon Graham	46	39															85	66%
	Derek Barnett	40	35															75	59%
	Michael Bennett	45	24															69	54%
	Chris Long	39	25															64	50%
	Haloti Ngata	17	36															53	41%
	Destiny Vaeao	27	23															50	39%
	Bruce Hector	7	3															10	8%
	Tim Jernigan	NFI	NFI															0	0%
	Josh Sweat	IA	IA															0	0%
LB	Jordan Hicks	70	58															128	100%
	Kamu Grugier-Hill	28	22															50	39%
	Nigel Bradham	SUSP	47															47	37%
	Nathan Gerry	26	4															30	23%
	LaRoy Reynolds	1	0															1	1%
	D.J. Alexander	0	0															0	0%
DEFENSIVE BACKS	Paul Worrilow	IR	IR															0	0%
	Malcolm Jenkins	70	58															128	100%
	Rodney McLeod	70	58															128	100%
	Jalen Mills	67	58															125	98%
	Ronald Darby	65	54															119	93%
	Sidney Jones	45	31															76	59%
	Corey Graham	40	16															56	44%
	Rasul Douglas	2	1															3	2%
	Elie Bouka	IR	IR															0	0%
	Deiondre' Hall	SUSP	0															0	0%
	Avonte Maddox	0	0															0	0%
	Chris Maragos	PUP	PUP															0	0%
	Tre Sullivan	0	X															0	0%

2018 SNAP COUNTS



SPECIAL TEAMS	Atl	@TB	Ind	@Ten	Min	@NYG	Car	@Jax	Dal	@NO	NYG	Was	@Dal	@LAR	Hou	@Was	Snap	Pct
TOTAL PLAYS	27	28															55	
Maddox, Avonte	23	24															47	85%
Gerry, Nathan	22	20															42	76%
Grugier-Hill, Kamu	22	20															42	76%
Reynolds, LaRoy	22	20															42	76%
Alexander, D.J.	22	19															41	75%
Smallwood, Wendell	17	19															36	65%
Gibson, Shelton	22	9															31	56%
Clement, Corey	18	12															30	55%
Douglas, Rasul	10	12															22	40%
Graham, Corey	12	9															21	38%
Johnston, Cameron	10	9															19	35%
Lovato, Rick	10	9															19	35%
Perkins, Joshua	2	16															18	33%
McLeod, Rodney	9	8															17	31%
Goedert, Dallas	6	9															15	27%
Jenkins, Malcolm	7	8															15	27%
Elliott, Jake	6	8															14	25%
Sullivan, Tre	13	PS															13	24%
Vaeao, Destiny	5	8															13	24%
Aiken, Kamar	0	8															8	15%
Mills, Jalen	4	4															8	15%
Barnett, Derek	3	4															7	13%
Graham, Brandon	3	4															7	13%
Hicks, Jordan	3	4															7	13%
Long, Chris	3	4															7	13%
Ngata, Haloti	3	4															7	13%
Brooks, Brandon	2	4															6	11%
Hall, Deiondre'	0	6															6	11%
Johnson, Lane	2	4															6	11%
Jones, Sidney	0	6															6	11%
Seumalo, Isaac	2	4															6	11%
Sproles, Darren	6	0															6	11%
Vaitai, Halapoulivaati	2	4															6	11%
Wisniewski, Stefen	2	4															6	11%
Hector, Bruce	0	4															4	7%
Bennett, Michael	3	0															3	5%
Agholor, Nelson	0	1															1	2%
Wheaton, Markus	1	X															1	2%

2018 REGULAR SEASON STATS



Record: 1-1

Head Coach: Doug Pederson

9/6	W	18-12	Atlanta	69,696
9/16	L	21-27	at Tampa Bay	56,552
9/23			Indianapolis	
9/30			at Tennessee	
10/7			Minnesota	
10/11			at N.Y. Giants	
10/21			Carolina	
10/28			at Jacksonville (Lon.)	
11/11			Dallas	
11/18			at New Orleans	
11/25			N.Y. Giants	
12/3			Washington	
12/9			at Dallas	
12/16			at L.A. Rams	
12/23			Houston	
12/30			at Washington	

TEAM STATS	EAGLES	OPP
Total First Downs	42	34
Rushing	15	5
Passing	20	26
Penalty	7	3
3rd Down: Made/Att	13/31	8/25
3rd Down Pct.	41.9%	32.0%
4th Down: Made/Att	3/5	0/1
4th Down Pct.	60.0%	0.0%
Possession Avg.	33:55	26:06
Total Net Yards	644	735
Avg. Per Game	322.0	367.5
Total Plays	139	123
Avg. Per Play	4.6	6.0
Net Yards Rushing	204	117
Avg. Per Game	102.0	58.5
Total Rushes	51	41
Net Yards Passing	440	618
Avg. Per Game	220.0	309.0
Sacked/Yards Lost	5/26	6/35
Gross Yards	466	653
Attempts/Completions	83/55	76/48
Completion Pct.	66.3%	63.2%
Had Intercepted	1	2
Punts/Average	11/53.9	12/45.5
Net Punting Avg.	46.6	42.0
Penalties/Yards	17/156	19/179
Fumbles/Ball Lost	4/3	2/1
Touchdowns	5	5
Rushing	4	1
Passing	1	4
Returns	0	0

Rushing	No.	Yds	Avg.	Lg.	TD
J.Ajayi	22	85	3.9	20	3
C.Clement	11	56	5.1	21	1
W.Smallwood	7	28	4.0	8	0
N.Agholor	2	18	9.0	16	0
D.Sproles	5	10	2.0	5	0
N.Foles	4	7	1.8	4	0
Team	51	204	4.0	21	4
Opponents	41	117	2.9	20	1

Receiving	No.	Yds	Avg.	Lg.	TD
Z.Ertz	16	142	8.9	34	0
N.Agholor	16	121	7.6	50	1
C.Clement	5	55	11.0	19	0
K.Aiken	5	39	7.8	18	0
J.Perkins	4	57	14.3	30	0
D.Sproles	4	22	5.5	9	0
N.Foles	1	10	10.0	15	0
D.Carter	1	10	10.0	10	0
D.Goedert	1	4	4.0	4	0
J.Ajayi	1	4	4.0	4	0
W.Smallwood	1	2	2.0	2	0
Team	55	466	8.5	50	1
Opponents	48	653	13.6	75t	4

Interceptions	No.	Yds	Avg.	Lg.	TD
R.Darby	1	16	16.0	16	0
R.Douglas	1	0	0.0	0	0
Team	2	16	8.0	16	0
Opponents	1	20	20.0	20	0

Sacks
F.Cox 2.5, J.Hicks 1.5, N.Bradham 1.0, C.Long 1.0, Team: 6.0, Opp: 5.0

Fumbles
Lost: N.Foles 1, W.Smallwood 1, T.Sullivan 1, Total: 3
Opp. Recoveries: J.Hicks 1, Total: 1

Score By Qtr.	Q1	Q2	Q3	Q4	OT	Pts.
Team	0	10	14	15	0	39
Opponents	10	16	7	6	0	39

Scoring	TD	Ru.	Rec.	Ret.	PAT	FG	2pt.	Saf.	Pts.
J.Ajayi	3	3	0	0	---	---	1	--	20
J.Elliott	0	0	0	0	4/4	1/2	0	--	7
N.Agholor	1	0	1	0	---	---	0	--	6
C.Clement	1	1	0	0	---	---	0	--	6
Team	5	4	1	0	4/4	1/2	1	--	39
Opponents	5	1	4	0	3/5	2/2	0	--	39

2-Pt. Conversions: Team 1/1, Opponents: 0/0

Field Goals (Game-by-Game)
Elliott: (26G) (42RU)
Opps: (21G, 52G) ()

Field Goals	1-19	20-29	30-39	40-49	50+
J.Elliott	0/0	1/1	0/0	0/1	0/0
Team	0/0	1/1	0/0	0/1	0/0
Opponents	0/0	1/1	0/0	0/0	1/1

Punting	No.	Yds	Avg.	Net	TB	In20	Lg.	Blk.
C.Johnston	11	593	53.9	46.6	2	4	65	0
Team	11	593	53.9	46.6	2	4	65	0
Opponents	12	546	45.5	42.0	0	3	57	0

Punt Returns	Ret.	FC	Yds	Avg.	Lg.	TD
D.Sproles	3	1	29	9.7	12	0
C.Clement	2	1	13	6.5	10	0
T.Sullivan	1	0	0	0.0	0	0
N.Agholor	1	0	0	0.0	0	0
Team	7	2	42	6.0	12	0
Opponents	6	1	40	6.7	11	0

Kick Returns	No.	Yds	Avg.	Lg.	TD
S.Gibson	2	43	21.5	30	0
Team	2	43	21.5	30	0
Opponents	1	13	13.0	13	0

Passing	Att.	Cmp.	Yds.	Cmp.%	Yds./Att.	TD	TD%	Int.	Int.%	Lg	Sack	Lost	Rat.
N.Foles	82	54	451	65.9%	5.5	1	1.2%	1	1.2%	50	5	26	78.9
N.Agholor	1	1	15	100.0%	15.0	0	0.0%	0	0.0%	15	0	0	118.8
Team	83	55	466	66.3%	5.6	1	1.2%	1	1.2%	50	5	26	79.7
Opponents	76	48	653	63.2%	8.6	4	5.3%	2	2.6%	75t	6	35	97.1

2018 DEFENSIVE STATS



DEFENSIVE STATISTICS

Player	Total	Solo	Asst.	TFL	Sacks	QBP&H	INT	KD	FF	FR
Hicks	17	10	7	0	1.5	0	0	0	0	1
Darby	15	13	2	1	0.0	0	1	6	0	0
McLeod	15	9	6	0	0.0	0	0	4	0	0
Mills	13	12	1	0	0.0	0	0	2	0	0
Jenkins	13	7	6	0	0.0	1	0	0	1	0
B.Graham	10	8	2	3	0.0	2	0	0	0	0
Cox	7	6	1	4	2.5	14	0	0	0	0
Barnett	7	4	3	1	0.0	2	0	0	0	0
Bradham	7	3	4	0	1.0	0	0	0	0	0
C.Graham	6	3	3	0	0.0	0	0	0	0	0
Long	6	3	3	2	1.0	8	0	0	1	0
Jones	6	2	4	1	0.0	0	0	0	0	0
Bennett	4	2	2	1	0.0	6	0	0	0	0
Grugier-Hill	4	1	3	1	0.0	0	0	0	0	0
Gerry	1	1	0	0	0.0	0	0	1	0	0
Vaeao	1	1	0	0	0.0	0	0	0	0	0
Ngata	1	0	1	0	0.0	0	0	0	0	0
Douglas	0	0	0	0	0.0	0	1	1	0	0
Totals	133	85	48	14	6.0	0	2	14	2	1

*Tackle totals already factor in sacks and TFLs; QBP&H = QB Pressures + Hits

INDIVIDUAL SINGLE-GAME BESTS

TACKLES	2 players tied with 10
Hicks at TB (9/16); McLeod vs. Atl. (9/6)	
TACKLES FOR LOSS	3 players tied with 2
Cox vs. Atl. (9/6) & at TB (9/16); B.Graham vs. Atl. (9/6); Long vs. Atl. (9/6)	
SACKS	2 players tied with 1.5
Cox vs. Atl. (9/6); Hicks vs. Atl. (9/6)	
PASSES DEFENSED	5 by Darby vs. Atl. (9/6)
INTERCEPTIONS	2 players tied with 1
Darby at TB (9/16); Douglas vs. Atl. (9/6)	
FORCED FUMBLES	2 players tied with 1
Jenkins at TB (9/16); Long vs. Atl. (9/6)	
FUMBLE RECOVERIES	1 by Hicks at TB (9/16)
SPECIAL TEAMS TACKLES	2 by Maddox at TB (9/16)

TURNOVER LEADERS

INTERCEPTIONS	FUMBLE RECOVERIES	FORCED FUMBLES	ST TURNOVERS
Ronald Darby 1	Jordan Hicks 1	Malcolm Jenkins 1	
Rasul Douglas 1		Chris Long 1	

DEFENSIVE STATISTIC LEADERS

SACKS	TACKLES FOR LOSS	QB PRESSURES & HITS	PASSES DEFENSED
Fletcher Cox 2.5	Fletcher Cox 4	Fletcher Cox 14	Ronald Darby 6
Jordan Hicks 1.5	Brandon Graham 3	Chris Long 8	Rodney McLeod 4
Nigel Bradham 1.0	Chris Long 2	Michael Bennett 6	Jalen Mills 2
Chris Long 1.0			

SPECIAL TEAMS TACKLES (10)

Kamu Grugier-Hill	2
Avonte Maddox	2
D.J. Alexander	1
Corey Clement	1
Corey Graham	1
Rick Lovato	1
LaRoy Reynolds	1
Wendell Smallwood	1

2018 REGULAR SEASON STATS



RED ZONE

Team	Total	TD	FG	MFG	Dwn.	Fbl.	INT	Clk.	Pnt.	TD%	Score%
EAGLES	6	5	1	0	0	0	0	0	39	83.3	100.0
Opponents	7	3	1	0	1	0	1	1	23	42.9	57.1

GOAL-TO-GO

Team	Total	TD	FG	MFG	Dwn.	Fbl.	INT	Clk.	Pnt.	TD%	Score%
EAGLES	4	3	1	0	0	0	0	0	24	75.0	100.0
Opponents	5	2	1	0	1	0	0	1	16	40.0	60.0

EAGLES WEEKLY NFL RANKINGS

Week	OFFENSE			DEFENSE		
	Rush	Pass	Total	Rush	Pass	Total
Week 1	18th	31st	t-29th	6th	t-14th	7th
Week 2	t-18th	23rd	24th	1st	28th	19th

LONGEST DRIVES

	EAGLES	OPPONENTS
MOST PLAYS:	14 vs. Atl. (9/6) 14-52-8:03 Field Goal	12 vs. Atl. (9/6) 12-70-2:19 Clock
MOST YARDS:	84 at TB (9/16) 9-84-3:42 Touchdown	75 (2x) - last at TB (9/16) 1-75-0:12 Touchdown
MOST TIME:	8:03 vs. Atl. (9/6) 14-52-8:03 Field Goal	4:09 vs. Atl. (9/6) 10-73-4:09 Downs

LONGEST TOUCHDOWN DRIVES

	EAGLES	OPPONENTS
MOST PLAYS:	13 at TB (9/16) 13-78-6:09	7 at TB (9/16) 7-54-3:17
MOST YARDS:	84 at TB (9/16) 9-84-3:42	75 (2x) - last at TB (9/16) 1-75-0:12
MOST TIME:	6:09 at TB (9/16) 13-78-6:09	3:17 at TB (9/16) 7-54-3:17

PENALTY BREAKDOWN

Unit (Yards Lost)	Phi.	Opp.
Total Penalties	17 (156)	19 (179)
Offensive	6 (60)	6 (62)
Defensive	5 (34)	9 (72)
Special Teams	6 (62)	4 (45)
First Downs Given Up	3	7

REPLAY CHALLENGES

	Challenges	No. Overturned
EAGLES	1	0
Opponents	1	0

MOST FIRST DOWNS EARNED

Player	Rush	Rec.	Total
Nelson Agholor	1	6	7
Jay Ajayi	6	--	6
Corey Clement	3	3	6
Zach Ertz	--	4	4
Nick Foles	3	1	4
Joshua Perkins	--	3	3
Darren Sproles	1	1	2
Kamar Aiken	--	1	1
DeAndre Carter	--	1	1
Wendell Smallwood	1	--	1



GAME-BY-GAME TEAM STATS

OFFENSE		First Downs			3rd Down		4th Dn.		Time	Total Net Yds		Rushing		Passing					Punting			Penalty		Fumble		Red Zone		TDs										
		Total	Rush	Pass	Pen	Conv	Att	Pct	Conv	Att	Poss	Plays	Yards	Avg	Att	Yards	Avg	Net	Sacks	Yards	Gross	Att	Comp	Pct	INT	No	Avg	Net	No	Yards	Lost	No	TD	FG	Rush	Pass	Ret	
9/6	Atl	18	7	6	5	8	16	.500	0	0	32:10	64	232	3.6	27	113	4.2	119	2	13	132	35	20	.571	1	6	52.2	47.0	11	101	2	1	3	2	1	2	0	0
9/16	at TB	24	8	14	2	5	15	.333	3	5	35:39	75	412	5.5	24	91	3.8	321	3	13	334	48	35	.729	0	5	56.0	46.2	6	55	2	2	3	3	0	2	1	0
9/23	Ind																																					
9/30	at Ten																																					
10/7	Min																																					
10/11	at NYG																																					
10/21	Car																																					
10/28	at Jax (Lon.)																																					
11/11	Dal																																					
11/18	at NO																																					
11/25	NYG																																					
12/3	Was																																					
12/9	at Dal																																					
12/16	at LAR																																					
12/23	Hou																																					
12/30	at Was																																					
Totals		42	15	20	7	13	31	.419	3	5	33:55	139	644	4.6	51	204	4.0	440	5	26	466	83	55	.663	1	11	53.9	46.6	17	156	4	3	6	5	1	4	1	0

DEFENSE		First Downs			3rd Down		4th Dn.		Time	Total Net Yds		Rushing		Passing					Punting		Penalty		Fumble		Red Zone		TDs											
		Total	Rush	Pass	Pen	Conv	Att	Pct	Conv	Att	Plays	Yards	Avg	Att	Yards	Avg	Net	Sacks	Yards	Gross	Att	Comp	Pct	INT	No	Avg	Net	No	Yards	No	Lost	No	TD	FG	Rush	Pass	Ret	
9/6	Atl	16	4	9	3	4	15	.267	0	1	27:50	65	299	4.6	18	74	4.1	225	4	26	251	43	21	.488	1	6	47.7	42.8	15	135	1	0	5	1	1	1	0	0
9/16	at TB	18	1	17	0	4	10	.400	0	0	24:21	58	436	7.5	23	43	1.9	393	2	9	402	33	27	.818	1	6	43.3	41.2	4	44	1	1	2	2	0	0	4	0
9/23	Ind																																					
9/30	at Ten																																					
10/7	Min																																					
10/11	at NYG																																					
10/21	Car																																					
10/28	at Jax (Lon.)																																					
11/11	Dal																																					
11/18	at NO																																					
11/25	NYG																																					
12/3	Was																																					
12/9	at Dal																																					
12/16	at LAR																																					
12/23	Hou																																					
12/30	at Was																																					
Totals		34	5	26	3	8	25	.320	0	1	26:06	123	735	6.0	41	117	2.9	618	6	35	653	76	48	.632	2	12	45.5	42.0	19	179	2	1	7	3	1	1	4	0
		367.5											58.5					309.0																				

2018 GAME-BY-GAME LEADERS



EAGLES INDIVIDUAL LEADERS

Date	Opp	Pass Yds.	Rushing Yds.	Receptions	Receiving Yds.	Touchdowns	Sacks	Tackles
9/6	vs. Atl	N.Foles - 117	J.Ajayi - 62	N.Agholor - 8	Z.Ertz - 48	J.Ajayi - 2	2 Players - 1.5	McLeod - 10
9/16	at TB	N.Foles - 334	C.Clement - 30	Z.Ertz - 11	Z.Ertz - 94	3 Players - 1	2 Players - 1.0	Hicks - 10

OPPONENT INDIVIDUAL LEADERS

Date	Opp	Pass Yds.	Rushing Yds.	Receptions	Receiving Yds.	Touchdowns	Sacks	Tackles
9/6	vs. Atl	M.Ryan - 251	D.Freeman - 36	J.Jones - 10	J.Jones - 169	T.Coleman - 1	2 Players - 1.0	D.Jones - 9
9/16	at TB	R.Fitzpatrick - 402	P.Barber - 22	M.Evans - 10	D.Jackson - 129	4 Players - 1	3 Players - 1.0	L.David - 9

2018 THIRD-DOWN & DRIVE EFFICIENCY



EAGLES THIRD-AND...

Date	Opponent	1	2	3	4	5	6	7	8	9	10+	Total
9/6	vs. Atl	3-3	1-1	0-1	0-1	1-2	0-1	1-1	2-2	0-1	0-3	8-16
9/16	at TB	1-1	1-2	0-1	1-2	0-0	0-0	2-2	0-2	0-0	0-5	5-15
Totals:		4-4	2-3	0-2	1-3	1-2	0-1	3-3	2-4	0-1	0-8	13-31
		100.0	66.7	0.0	33.3	50.0	0.0	100.0	50.0	0.0	0.0	41.9

OPPONENTS THIRD-AND...

Date	Opponent	1	2	3	4	5	6	7	8	9	10+	Total
9/6	vs. Atl	0-1	0-0	0-3	0-0	1-1	0-1	0-0	1-2	0-0	2-7	4-15
9/16	at TB	0-0	1-1	1-1	0-0	1-2	0-0	1-1	0-0	0-0	0-5	4-10
Totals:		0-1	1-1	1-4	0-0	2-3	0-1	1-1	1-2	0-0	2-12	8-25
		0.0	100.0	25.0	---	66.7	0.0	100.0	50.0	---	16.7	32.0

EAGLES GAME-BY-GAME DRIVES

				Drives Ended By...									Points Yielded	Points Per Drive	Drive Efficiency
Date	Opponent	Quarterback	Drives	TD	FG	MFG	Punt	Down	INT	FUM	Safety	Clock			
9/6	vs. Atl	Foles	11	2	1	0	6	0	1	0	0	1	18	1.64	27.3
9/16	at TB	Foles	13	3	0	1	5	2	0	2	0	0	21	1.62	23.1
SEASON TOTALS															
		Foles	24	5	1	1	11	2	1	2	0	1	39	1.63	25.0
		TEAM	24	5	1	1	11	2	1	2	0	1	39	1.63	25.0

OPPONENTS GAME-BY-GAME DRIVES

				Drives Ended By...									Points Yielded	Points Per Drive	Drive Efficiency
Date	Opponent	Quarterback	Drives	TD	FG	MFG	Punt	Down	INT	FUM	Safety	Clock			
9/6	vs. Atl	Ryan	12	1	2	0	6	1	1	0	0	1	12	1.00	25.0
9/16	at TB	Fitzpatrick	13	4	0	0	6	0	1	1	0	1	27	2.08	30.8
SEASON TOTALS															
		OPPONENTS	25	5	2	0	12	1	2	1	0	2	39	1.56	28.0

2018 TURNOVER BREAKDOWN



TAKEAWAYS

Date	Opponent	Turnover	Starting L.O.S.	Point of Turnover	Resulting L.O.S.	Quarter	Result (Points)
9/6	vs. Atl	*R.Douglas INT (M.Ryan)	PHI 15	PHI 4	PHI 4	4	Interception (0)
9/16	at TB	R.Darby INT (R.Fitzpatrick)	TB 47	PHI 37	TB 47	1	Punt (0)
		J.Hicks FR (M.Jenkins FF of M.Evans)	TB 49	PHI 30	PHI 43	4	Downs (0)

Totals: 3 takeaways resulting in 0 points

L.O.S. - Line of scrimmage, * - Red zone play, + - Touchdown return, **(ST)** - Special teams play, **(TB)** - Touchback, **(OFF)** - Offensive Recovery

GIVEAWAYS

Date	Opponent	Turnover	Starting L.O.S.	Point of Turnover	Resulting L.O.S.	Quarter	Result (Points)
9/6	Atl	(ST) - T.Sullivan muffed punt (K.Ishmael FR)	---	PHI 32	PHI 32	3	Interception (0)
		N.Foles INT (D.Jones)	PHI 29	PHI 47	PHI 27	4	Touchdown (6)
9/16	at TB	N.Foles FUM (K.Alexander FF, C.Davis FR)	PHI 46	PHI 47	PHI 47	1	Interception (0)
		W.Smallwood FUM on lateral (L.David FR)	PHI 21	PHI 19	PHI 16	4	Clock (0)

Totals: 4 giveaways resulting in 6 points

L.O.S. - Line of scrimmage, * - Red zone play, + - Touchdown return, **(ST)** - Special teams play, **(TB)** - Touchback, **(OFF)** - Offensive Recovery



WEEK 1 - EAGLES VS. FALCONS (9/6)

EAGLES: 0 pass, 1 rush

Description	Run	Pass
Corey Clement run	21	

FALCONS: 4 pass, 1 rush

Description	Run	Pass
Matt Ryan to Julio Jones		36
Matt Ryan to Julio Jones		33
Matt Ryan to Tevin Coleman		26
Matt Ryan to Julio Jones		22
Devonta Freeman run	20	

WEEK 2 - EAGLES at BUCCANEERS (9/16)

EAGLES: 3 pass, 1 rush

Description	Run	Pass
Nick Foles to Nelson Agholor		50
Nick Foles to Zach Ertz		34
Nick Foles to Joshua Perkins		30
Jay Ajayi run	20	

BUCCANEERS: 4 pass, 0 rush

Description	Run	Pass
Ryan Fitzpatrick to DeSean Jackson		75T
Ryan Fitzpatrick to O.J. Howard		75T
Ryan Fitzpatrick to DeSean Jackson		28
Ryan Fitzpatrick to O.J. Howard		20



TEAM

Won in Overtime

Eagles: 11/8/15 - at Dal., 33-27
Opponent: 10/30/16 - at Dal., 23-29

Won by Scoring in Last Two Minutes of Regulation

Eagles: 12/25/17 - vs. Oak., 19-10 (winning field goal at 0:22; last score at 0:00)
Opponent: 12/11/16 - vs. Was., 22-27 (last score at 1:53)

Tied Game by Scoring in the Last Two Minutes

Eagles: 9/24/17 - vs. NYG, 27-24 (tied score at 0:51)
Opponent: 11/8/15 - win at Dal., 33-27 ot (tied game at 0:02)

Won in Prime Time

Eagles: 9/6/18 - vs. Atl., 18-12
Opponent: 12/3/17 - at Sea., 10-24

Shutout

Eagles: 10/12/14 - vs. NYG, 27-0
Opponent: 12/31/17 - vs. Dal., 0-6

Won by 20-or-more Points

Eagles: 1/21/18 - vs. Min., 38-7
Opponent: 12/20/15 - vs. Ari., 17-40

Won After Trailing by 20-or-More Points

Eagles: 12/19/10 - at NYG, 38-31 (NYG ahead 31-10 in 4th quarter)
Opponent: 10/2/11 - vs. SF, 23-24 (PHI ahead 23-3 in 3rd quarter)

Held a 28-or-More Point Lead

Eagles: 1/21/18 - vs. Min., 38-7
Opponent: 12/4/16 - loss at Cin., 14-32

Held a 21-or-More Point Lead

Eagles: 1/21/18 - vs. Min., 38-7
Opponent: 12/4/16 - loss at Cin., 14-32

Held a 17-or-More Point Lead

Eagles: 1/21/18 - vs. Min., 38-7
Opponent: 9/16/18 - loss at TB, 21-27

Scored 20-or-More Points in a Quarter

Eagles: 10/8/17 - win vs. Ari., 34-7 (21, 1st Q)
Opponent: 9/24/17 - win vs. NYG, 27-24 (24, 4th Q)

Scored 20-or-More Points in a Half

Eagles: 2/4/18 - win at NE, 41-33 (22, 1st half)
Opponent: 9/16/18 - loss at TB, 21-27 (20, 1st half)

Held Opponent without a Touchdown

Eagles: 11/26/17 - win vs. Chi., 31-3
Opponent: 12/31/17 - loss vs. Dal., 0-6

Touchdowns Scored by Offense and Defense

Eagles: 1/21/18 - win vs. Min., 38-7 (4 offense, 1 defense)
Opponent: 11/5/17 - win vs. Den., 51-23 (1 offense, 1 defense)

Touchdowns by Offense, Defense and Special Teams

Eagles: 12/6/15 - win at NE, 35-28 (2 offense, 1 defense, 2 ST)
Opponent: 11/16/14 - loss at GB, 53-20 (4 off., 2 def., 1 ST)

No Turnovers

Eagles: 1/21/18 - win vs. Min., 38-7
Opponent: 1/13/18 - win vs. Atl., 15-10

Touchdown Scored on First Drive

Eagles: 12/17/17 - win at NYG, 34-29
Opponent: 9/16/18 - loss at TB, 21-27

Successful Two-Point Conversion

Eagles: 9/6/18 - J.Ajayi run vs. Atl.
Opponent: 12/26/15 - J.Crowder pass from K.Cousins vs. Was.

Failed Two-Point Conversion Attempt

Eagles: 2/4/18 - N.Foles incomplete to A.Jeffery; N.Foles incomplete to C.Clement at NE
Opponent: 12/17/17 - E.Manning sacked by F.Cox at NYG

TOTAL OFFENSE

500-or-More Total Net Yards of Offense

Eagles: 2/4/18 - at NE (538; 164 rushing, 374 passing)
Opponent: 2/4/18 - at NE (613; 113 rushing, 500 passing)

400-or-More Total Net Yards of Offense

Eagles: 9/16/18 - at TB (412; 91 rushing, 321 passing)
Opponent: 9/16/18 - at TB (436; 43 rushing, 393 passing)

RUSHING

300-or More Net Yards Rushing by Team

Eagles: 9/3/00 - at Dal. (306)
Opponent: 9/25/60 - vs. Cle. (329)

200-or-More Net Yards Rushing by Team

Eagles: 11/19/17 - at Dal. (215)
Opponent: 10/16/16 - at Was. (230)

Individual 200-Yard Rushing Game

Eagles: 12/8/13 - LeSean McCoy (29-217-2TDs) vs. Det.
Opponent: 11/22/15 - Doug Martin (27-235-0TDs) vs. TB

Individual 150-Yard Rushing Game

Eagles: 11/27/14 - LeSean McCoy (25-159-1TD) at Dal.
Opponent: 1/3/16 - Rashad Jennings (27-170-1TD) at NYG

Individual 100-Yard Rushing Game

Eagles: 10/1/17 - LeGarrette Blount (16-136) at LAC
Opponent: 12/31/17 - Ezekiel Elliott (27-103) vs. Dal.

Two 100-Yard Rushers in the Same Game

Eagles: 12/22/13 - L.McCoy (18-133-2TDs) & B.Brown (9-115-1TD) vs. Det.
Opponent: 10/30/05 - M.Anderson (21-126-1TD) and T.Bell (14-107-2TDs) at Den.

Consecutive 100-Yard Rushing Games

Eagles: 11/23/14-11/27/14 - L.McCoy (21-130-1TD) vs. Ten. & (25-159-1TD) at Dal.
Opponent: 10/25/15-11/8/15 - J.Stewart (24-125-0TDs) at Car.; D.McFadden (27-117-0TDs) at Dal.



Combined 200-Yards Rushing by Two Players

Eagles: 12/22/13 - 248 by L.McCoy (18-133-2TDs) & B.Brown (9-115-1TD) vs. Det.

Opponent: 11/20/15 - 187 by D.Johnson (29-187-3TDs) & K.Williams (6-34-0TDs) vs. Ari.

Individual with 30-or-More Carries

Eagles: 9/9/13 - LeSean McCoy (31-184-1TD) at Was.

Opponent: 12/14/14 - DeMarco Murray (31-81-2TD) vs. Dal.

Individual with 25-or-More Carries

Eagles: 11/27/14 - LeSean McCoy (25-159-1TD) at Dal.

Opponent: 12/31/17 - Ezekiel Elliott (27-103) vs. Dal.

Rushing Play of 80-or-More Yards

Eagles: 10/1/00 - 85t by Brian Mitchell vs. Atl.

Opponent: 11/22/15 - 84 by Doug Martin vs. TB

Rushing Play of 60-or-More Yards

Eagles: 11/19/17 - 71 by Jay Ajayi at Dal.

Opponent: 11/20/16 - 72t by C.J. Prosise at Sea.

Rushing Play of 40-or-More Yards

Eagles: 11/19/17 - 71 by Jay Ajayi at Dal.

Opponent: 9/17/17 - 53 by Kareem Hunt at KC

Individual with Three-or-More Rushing Touchdowns

Eagles: 12/18/11 - LeSean McCoy (18-102-3TDs) vs. NYJ

Opponent: 12/20/15 - David Johnson (29-187-3TDs) vs. Ari.

Individual with Two-or-More Rushing Touchdowns

Eagles: 9/6/18 - Jay Ajayi (15-62-2TDs) vs. Atl.

Opponent: 12/10/17 - Todd Gurley (13-96-2TDs) at LAR

PASSING

400 Net Yards Passing by Team

Eagles: 10/26/14 - at Ari. (411)

Opponent: 2/4/18 - at NE (500)

300 Net Yards Passing by Team

Eagles: 9/16/18 - at TB (321)

Opponent: 9/16/18 - at TB (393)

Individual with 50-or-More Pass Attempts

Eagles: 12/4/16 - Carson Wentz (60-36-308-3-1TD) at Cin.

Opponent: 12/17/17 - Eli Manning (57-37-434-1-3TDs) at NYG

Individual with 40-or-More Pass Attempts

Eagles: 9/16/18 - Nick Foles (48-35-334-0-1TD) at TB

Opponent: 9/6/18 - Matt Ryan (43-21-251-1-0TDs) vs. Atl.

Individual with 30-or-More Pass Completions

Eagles: 9/16/18 - Nick Foles (48-35-334-0-1TD) at TB

Opponent: 12/17/17 - Eli Manning (57-37-434-1-3TDs) at NYG

Individual with 25-or-More Pass Completions

Eagles: 9/16/18 - Nick Foles (48-35-334-0-1TD) at TB

Opponent: 9/16/18 - Ryan Fitzpatrick (33-27-402-1-4TDs) at TB

Individual 300-Yard Passing Game

Eagles: 9/16/18 - Nick Foles (48-35-334-0-1TD) at TB

Opponent: 9/16/18 - Ryan Fitzpatrick (33-27-402-1-4TDs) at TB

Consecutive 300-Yard Passing Games

Eagles: 1/21/18 - 2/4/18 - Nick Foles (33-26-352-0-3TDs) vs. Min. & (43-28-373-1-3TDs) at NE

Opponent: 9/24/17 - 10/1/17 - Eli Manning (47-35-366-2-3TDs) vs. NYG & Philip Rivers (38-22-347-0-2TDs) at LAC

Individual with Four-or-More Touchdown Passes

Eagles: 12/17/17 - Nick Foles (38-24-237-0-4TDs) at NYG

Opponent: 9/16/18 - Ryan Fitzpatrick (33-27-402-1-4TDs) at TB

Individual with Three-or-More Touchdown Passes

Eagles: 2/4/18 - Nick Foles (43-28-373-1-3TDs) at NE

Opponent: 9/16/18 - Ryan Fitzpatrick (33-27-402-1-4TDs) at TB

No Sacks Allowed

Eagles: 2/4/18 - at NE (44 attempts - Nick Foles & Trey Burton)

Opponent: 9/24/17 - vs. NYG (47 attempts - Eli Manning)

RECEIVING

Individual with 10-or-more Receptions

Eagles: 9/16/18 - Zach Ertz (11-94) at TB

Opponent: 9/16/18 - Mike Evans (10-83-1TD) at TB

Individual with 150-Yard Receiving Game

Eagles: 1/3/16 - Zach Ertz (9-152) at NYG

Opponent: 9/6/18 - Julio Jones (10-169) vs. Atl.

Individual with 100-Yard Receiving Game

Eagles: 2/4/18 - Corey Clement (4-100-1TD) at NE

Opponent: 9/16/18 - DeSean Jackson (4-129-1TD) at TB

Two-or-More 100-Yard Receivers in the Same Game

Eagles: 12/26/15 - Zach Ertz (13-122) & Jordan Matthews (6-104-1TD) vs. Was.

Opponent: 2/4/18 - D.Amendola (8-152), C.Hogan (6-128-1TD) & R.Gronkowski (9-116-2TDs)

Consecutive 100-Yard Receiving Games

Eagles: 12/26/15-1/3/16 - Zach Ertz (13-122) vs. Was. & (9-152) at NYG

Opponent: 2/4/18 - D.Amendola (8-152), C.Hogan (6-128-1TD) & R.Gronkowski (9-116-2TDs) at NE; 9/6/18 - J.Jones (10-169) vs. Atl.; 9/16/18 - D.Jackson (4-129-1TD) at TB

Individual with Three-or-More TD Receptions

Eagles: 11/3/13 - Riley Cooper (5-139-3TDs) at Oak.

Opponent: 11/26/15 - Calvin Johnson (8-93-3TDs) at Det.

Individual with Two-or-More TD Receptions

Eagles: 1/21/18 - Alshon Jeffery (5-85-2TDs) vs. Min.

Opponent: 2/4/18 - Rob Gronkowski (9-116-2TDs) at NE

Pass Play of 80-or-More Yards

Eagles: 12/12/10 - 91t, Michael Vick to DeSean Jackson at Dal.

Opponent: 12/11/16 - 80t, Kirk Cousins to DeSean Jackson vs. Was.



Pass Play of 60-or-More Yards

Eagles: 10/23/17 - 64t, Carson Wentz to Mack Hollins vs. Was.
Opponent: 9/16/18 - 75t, Ryan Fitzpatrick to DeSean Jackson & 75t, Ryan Fitzpatrick to O.J. Howard at TB

Pass Play of 40-or-More Yards

Eagles: 9/16/18 - 50, Nick Foles to Nelson Agholor at TB
Opponent: 9/16/18 - 75t, Ryan Fitzpatrick to DeSean Jackson & 75t, Ryan Fitzpatrick to O.J. Howard at TB

NOTABLE OFFENSIVE COMBINATIONS

Led Team in Rushing & Receiving Yds. in Same Game

Eagles: 12/30/12 - LeSean McCoy (10-45 rush, 5-61 rec.) at NYG
Opponent: 1/21/18 - Jerick McKinnon (10-40 rush, 11-86 rec.) vs. Min.

100-Yard Rusher & Receiver in the Same Game

Eagles: 11/27/14 - LeSean McCoy (25-159-1TD rush) & Jeremy Maclin (8-108 rec.) at Dal.
Opponent: 11/8/15 - Darren McFadden (27-117 rush) & Cole Beasley (9-112-2TDs rec.), Dez Bryant (5-104-1TD rec.) at Dal.

100-Yard Rusher, 100-Yard Receiver & 300-Yard Passer in the Same Game

Eagles: 9/23/07 - Brian Westbrook (14-110-2TDs rush & 5-111-1TD rec.), Kevin Curtis (11-221-3TDs rec.) & Donovan McNabb (26-21-381-0-4TDs) vs. Det.
Opponent: 12/11/05 - Tiki Barber (32-124 rush), Jeremy Shockey (10-107 rec.) & Eli Manning (44-28-312-3-1TD) vs. NYG

Individual with at Least One Rushing and Receiving Touchdown in the Same Game

Eagles: 11/5/17 - Corey Clement (12-51-2TDs rush, 1-15-1TD rec.) vs. Den.
Opponent: 10/25/15 - Mike Tolbert (3-16-1TD rush, 1-2-1TD rec.) at Car.

Individual with at Least One Rushing Touchdown and One Touchdown Pass in the Same Game

Eagles: 11/27/14 - Mark Sanchez (29-20-217-0-1TD pass, 7-28-1TD rush) at Dal.
Opponent: 10/12/17 - Cam Newton (52-28-239-3-1TD pass, 11-71-1TD rush) at Car.

Individual with at Least One Passing Touchdown and One Receiving Touchdown in the Same Game

Eagles: 2/4/18 - Nick Foles (43-28-373-1-3TD passes, 1-1-1TD receiving) at NE
Opponent: 11/20/16 - Russell Wilson (31-18-272-0-1TD pass, 1-15-1TD receiving) at Sea.

DEFENSE

Held Opponent Under 200 Yards Total Offense

Eagles: 11/26/17 - vs. Chi. (140; 6 rushing, 134 passing)
Opponent: 12/7/14 - vs. Sea. (139; 57 rushing, 82 passing)

Held Opponent Under 300 Yards Total Offense

Eagles: 9/6/18 - vs. Atl. (299; 74 rushing, 225 passing)
Opponent: 9/6/18 - vs. Atl. (232; 113 rushing, 119 passing)

Held Opponent Under 50 Yards Rushing

Eagles: 9/16/18 - at TB (43)
Opponent: 12/26/15 - vs. Was. (45)

Held Opponent Under 75 Yards Rushing

Eagles: 9/16/18 - at TB (43)
Opponent: 1/21/18 - vs. Min. (70)

Held Opponent Under 100 Yards Rushing

Eagles: 9/16/18 - at TB (43)
Opponent: 9/16/18 - at TB (91)

Held Opponent Under 100 Net Yards Passing

Eagles: 12/13/12 - vs. Cin. (92)
Opponent: 12/7/14 - vs. Sea. (82)

Held Opponent Under 150 Net Yards Passing

Eagles: 12/25/17 - vs. Oak. (137)
Opponent: 9/6/18 - vs. Atl. (119)

Interception Return for a Touchdown

Eagles: 1/21/18 - P.Robinson, 50 yards (QB C.Keenum) vs. Min.
Opponent: 9/10/17 - R.Kerrigan, 24 yards (QB C.Wentz) at Was.

Individual with Three-or-More Interceptions

Eagles: 10/16/11 - K.Coleman (3) at Was. (QB R.Grossman)
Opponent: 12/2/07 - L.Tatupu (3) vs. Sea. (QB A.J. Feeley)

Individual with Two-or-More Interceptions

Eagles: 1/1/17 - J.Hicks (2) vs. Dal. (QB M.Sanchez)
Opponent: 12/4/16 - V.Burfict (2) at Cin. (QB C.Wentz)

Fumble Recovered for Touchdown

Eagles: 12/25/17 - D.Barnett 23-yard return of J.Richard fumble vs. Oak.
Opponent: 11/5/17 - B.Marshall 19-yard return of N.Foles fumble (forced by V.Miller) vs. Den.

Safety Scored

Eagles: 9/11/16 - R.Griffin III aborted snap. Cameron Erving credited with fumble on high snap, ball out of bounds in end zone
Opponent: 11/23/08 - S.Rocca punt blocked by J.McClain out of bounds in end zone at Bal.
 1/11/09 - Intentional grounding penalty enforced on D.McNabb in end zone (NFC-D) at NYG

Seven-or-More Sacks by Team

Eagles: 11/10/14 - vs. Car. (9)
Opponent: 11/5/12 - at NO (7)

Six-or-More Sacks by Team

Eagles: 10/23/16 - vs. Min. (6)
Opponent: 9/17/17 - at KC (6)

Five-or-More Sacks by Team

Eagles: 10/11/15 - vs. NO (5)
Opponent: 9/17/17 - at KC (6)

Individual with Three-or-More Sacks

Eagles: 10/11/15 - F.Cox (3.0 sacks of D.Brees) vs. NO
Opponent: 9/17/17 - C.Jones (3.0 sacks of C.Wentz) at KC

Individual with Two-or-More Sacks

Eagles: 11/19/17 - D.Barnett (2.0 sacks of D.Prescott) at Dal.
Opponent: 12/3/17 - F.Clark (2.0 sacks of C.Wentz) at Sea.



SPECIAL TEAMS

Kickoff Return for a Touchdown

Eagles: 10/23/16 - Josh Huff, 98 yards vs. Min.

Opponent: 12/8/13 - Jeremy Ross, 98 yards vs. Det.

Kickoff Return for a Touchdown to Start a Game

Eagles: 11/23/14 - Josh Huff, 107 yards vs. Ten.

Opponent: 10/12/03 - Randal Williams, 37 yards at Dal.

Punt Return for a Touchdown

Eagles: 12/6/15 - Darren Sproles, 83 yards at NE

Opponent: 9/19/16 - Eddie Royal, 65 yards at Chi.

Blocked Punt Recovered for Touchdown

Eagles: 12/6/15 - N.Goode returned R.Allen's blocked punt (blocked by C.Maragos) 24 yards at NE

Opponent: 12/10/17 - B.Countess returned D.Jones' blocked punt (blocked by M.Thomas) 16 yards at LAR

Blocked Punt

Eagles: 12/17/17 - K.Grugier-Hill blocked punt by B.Wing at NYG

Opponent: 12/10/17 - B.Countess returned D.Jones' blocked punt (blocked by M.Thomas) 16 yards at LAR

Blocked PAT

Eagles: 12/17/17 - D.Barnett, PAT attempt by A.Rosas at NYG

Opponent: 12/13/09 - F.Robbins, PAT attempt by D.Akers vs. NYG

Missed (not blocked) PAT

Eagles: 2/4/18 - Jake Elliott at NE

Opponent: 9/16/18 - Chandler Catanzaro at TB

Blocked Field Goal

Eagles: 12/17/17 - M.Jenkins, 48-yd attempt by A.Rosas at NYG

Opponent: 11/6/16 - J.Pierre-Paul, 40-yd attempt by C.Sturgis at NYG

Blocked Field Goal returned for a TD

Eagles: 10/23/05 - Matt Ware, 65-yd. return after Quintin Mikell blocked a 40-yd. att. by Nate Kaeding vs. SD

Opponent: 12/7/08 - Kevin Dockery, 71-yd. return after Justin Tuck blocked a 32-yd. att. by D.Akers at NYG

Individual with Five-or More Field Goals

Eagles: 11/23/14 - Cody Parkey (5-6) vs. Ten.

Opponent: 10/27/13 - Josh Brown (5-5) vs. NYG

Individual with Four-or More Field Goals

Eagles: 10/1/17 - Jake Elliott (4-4) at LAC

Opponent: 12/22/16 - Robbie Gould (4-4) vs. NYG

Successful Onsides Kick

Eagles: 9/17/17 - J.Elliott kick recovered by T.Burton at KC (4th Q)

Opponent: 12/6/15 - S.Gostkowski kick recovered by R.Melvin at NE (4th Q)

Failed Onsides Kick Attempt

Eagles: 12/18/16 - C.Sturgis kick recovered by A.Levine at Bal. (4th Q)

Opponent: 11/5/17 - B.McManus kick recovered by T.Burton vs. Den. (4th Q)

Touchdown off of Fake Field Goal

Eagles: 12/24/1989 - C.Carter 22-yard pass from R.Ruzek vs. Pho.

Opponent: 12/20/1998 - Holder E.Bjornson 7-yard run at Dal.

Touchdown off of Fake Punt

Eagles: 9/29/02 - B.Dawkins 57 yard pass from B.Mitchell vs. Hou.

Opponent: N/A



MOST SEASONS PLAYED

<u>Name</u>	<u>Seasons</u>
1. Chuck Bednarik (1949-1962)	14
2. Brian Dawkins (1996-2008)	13
Harold Carmichael (1971-1983)	13
Frank (Bucko) Kilroy (1943-1955)	13
Vic Sears (1941-1953)	13
6. David Akers (1999-2010)	12
Jerry Sisemore (1973-1984)	12
Bobby Walston (1951-1962)	12

MOST CONSECUTIVE GAMES PLAYED

<u>Name</u>	<u>Games</u>
1. Jon Dorenbos (2006-2016)	162
Harold Carmichael (1972-1983)	162
3. Randy Logan (1973-1983)	159
4. Bobby Walston (1951-1962)	148
5. Jon Runyan (2000-2008)	144
6. Ken Clarke (1977-1987)	139
7. Herman Edwards (1977-1985)	135
8. Frank LeMaster (1974-1982)	129
9. Sheldon Brown (2002-2009)	128
10. Jerry Sisemore (1974-1982)	127

MOST REGULAR SEASON GAMES PLAYED

<u>Name</u>	<u>Pos</u>	<u>Years</u>	<u>Seasons</u>	<u>GP</u>
1. David Akers	K	1999-2010	12	188
2. Brian Dawkins	FS	1996-2008	13	183
3. Harold Carmichael	WR	1971-1983	13	180
4. Brent Celek	TE	2007-2017	11	175
5. Chuck Bednarik	C/LB	1949-1962	14	169
6. Tra Thomas	T	1998-2008	11	166
7. Jon Dorenbos	LS	2006-2016	11	162
8. Randy Logan	S	1973-1983	11	159
9. Guy Morriss	C	1973-1983	11	158
10. Jerry Sisemore	T	1973-1984	12	156
11. Trent Cole	DE/LB	2005-2014	10	155
12. Donovan McNabb	QB	1999-2009	11	148
Ken Clarke	DT	1978-1987	10	148
Bobby Walston	K/WR	1951-1962	12	148
15. Jon Runyan	T	2000-2008	9	144
16. Ron Jaworski	QB	1977-1986	10	142
17. William Thomas	LB	1991-1999	9	140
18. Andre Waters	SS	1984-1993	10	137
Wes Hopkins	FS	1983-1993	10	137
20. Herman Edwards	DB	1977-1985	9	135

MOST GAMES PLAYED BY POSITION

<u>Quarterbacks</u>	<u>Pos</u>	<u>Years</u>	<u>Seasons</u>	<u>GP</u>
1. Donovan McNabb	QB	1999-2009	11	148
2. Ron Jaworski	QB	1977-1986	10	142
3. Randall Cunningham	QB	1985-1995	11	122
4. Norm Snead	QB	1964-1970	7	85
5. Sonny Jurgensen	QB	1957-1963	7	83
<u>Offensive Linemen</u>	<u>Pos</u>	<u>Years</u>	<u>Seasons</u>	<u>GP</u>
1. Chuck Bednarik	C/LB	1949-1962	14	169
2. Tra Thomas	T	1998-2008	11	166
3. Guy Morriss	C	1973-1983	11	158
4. Jerry Sisemore	T	1973-1984	12	156
5. Jon Runyan	T	2000-2008	9	144

<u>WRs/TEs</u>	<u>Pos</u>	<u>Years</u>	<u>Seasons</u>	<u>GP</u>
1. Harold Carmichael	WR	1971-1983	13	180
2. Brent Celek	TE	2007-2017	11	175
3. Bobby Walston	K/WR	1951-1962	12	148
4. Pete Retzlaff	E	1956-1966	11	132
5. Charles Smith	WR	1974-1981	8	118

<u>Running Backs</u>	<u>Pos</u>	<u>Years</u>	<u>Seasons</u>	<u>GP</u>
1. Tom Woodeshick	B	1963-1971	9	111
2. Brian Westbrook	RB	2002-2009	8	107
3. Keith Byars	RB	1986-1992	7	105
4. Wilbert Montgomery	RB	1977-1984	8	100
5. Duce Staley	RB	1997-2003	7	98

<u>Defensive Linemen</u>	<u>Pos</u>	<u>Years</u>	<u>Seasons</u>	<u>GP</u>
1. Trent Cole	DE/LB	2005-2014	10	155
2. Ken Clarke	DT	1978-1987	10	148
3. Vic Sears	DT	1941-1953	12	131
4. Hollis Thomas	DT	1996-2005	10	126
5. Clyde Simmons	DE	1986-1993	8	124

<u>Linebackers</u>	<u>Pos</u>	<u>Years</u>	<u>Seasons</u>	<u>GP</u>
1. Chuck Bednarik	C/LB	1949-1962	14	169
2. William Thomas	LB	1991-1999	9	140
3. John Bunting	LB	1972-1982	11	132
4. Frank LeMaster	LB	1974-1982	9	129
5. Seth Joyner	LB	1986-1993	8	120

<u>Secondary</u>	<u>Pos</u>	<u>Years</u>	<u>Seasons</u>	<u>GP</u>
1. Brian Dawkins	FS	1996-2008	13	183
2. Randy Logan	S	1973-1983	11	159
3. Andre Waters	SS	1984-1993	10	137
Wes Hopkins	FS	1983-1993	10	137
5. Herman Edwards	DB	1977-1985	9	135
6. Nate Ramsey	DB	1963-1972	10	134
7. Sheldon Brown	CB	2002-2009	8	128
8. Quintin Mikell	S	2003-2010	8	123
9. Bobby Taylor	CB	1995-2003	9	119
10. Troy Vincent	CB	1996-2003	8	118
Brenard Wilson	S	1979-1986	8	118

<u>Kickers</u>	<u>Pos</u>	<u>Years</u>	<u>Seasons</u>	<u>GP</u>
1. David Akers	K	1999-2010	12	188
2. Bobby Walston	K/WR	1951-1962	12	148
3. Sam Baker	K	1964-1969	6	82
4. Tony Franklin	K	1979-1983	5	73
5. Paul McFadden	K	1984-1987	4	60

<u>Punters</u>	<u>Pos</u>	<u>Years</u>	<u>Seasons</u>	<u>GP</u>
1. Donnie Jones	P	2013-2017	5	80
2. Max Runager	P	1979-83, 1989	6	72
3. Sean Landeta	P	1999-02, 2005	5	65
4. Sav Rocca	P	2007-2010	4	64
Jeff Feagles	P	1990-1993	4	64
Tom Hutton	P	1995-1998	4	64



ALL-TIME LEADING SCORERS

Player	Years	Games	TDs	XPM	XPA	FGM	FGA	2pt	Pts
1. David Akers	1999-2010 (12)	188	0	441	447	294	357	0	1323
2. Bobby Walston (WR/K)	1951-1962 (12)	148	46	365	383	80	157	0	881
3. Sam Baker	1964-1969 (6)	82	0	205	213	90	153	0	475
4. Harold Carmichael (WR)	1971-1983 (13)	180	79	0	0	0	0	0	474
5. Steve Van Buren (B)	1944-1951 (8)	83	77	2	2	0	0	0	464
6. Tony Franklin	1979-1983 (5)	73	0	172	182	80	128	0	412
7. Brian Westbrook (RB)	2002-2009 (8)	107	68	0	0	0	0	1	410
8. Tommy McDonald (FL)	1957-1963 (7)	88	67	0	0	0	0	0	402
9. Paul McFadden	1984-1987 (4)	60	0	117	119	91	124	0	390
10. Roger Ruzek	1989-1993 (5)	58	0	139	151	81	108	0	382
11. Pete Pihos (E)	1947-1955 (9)	107	63	0	0	0	0	0	378
12. Timmy Brown (B)	1960-1967 (8)	96	62	0	0	0	0	0	372
13. Mike Quick (WR)	1982-1990 (9)	101	61	0	0	0	0	0	366
14. Wilbert Montgomery (RB)	1977-1984 (8)	100	58	0	0	0	0	0	348
15. Alex Henery	2011-2013 (3)	48	0	116	117	74	86	0	338
16. LeSean McCoy (RB)	2009-2014 (6)	90	54	0	0	0	0	1	326
17. Tom Dempsey	1971-1974 (4)	47	0	84	90	66	108	0	282
Pete Retzlaff (E)	1956-1966 (11)	132	47	0	0	0	0	0	282
19. Cliff Patton	1946-1950 (5)	52	0	160	166	28	61	0	244
20. DeSean Jackson (WR)	2008-2013 (6)	87	39	0	0	0	0	0	234

MOST POINTS, SEASON

Player	Year	TDs	XPM	XPA	FGM	FGA	2pt	Pts
1. Cody Parkey	2014	0	54	54	32	36	0	150
2. David Akers	2008	0	45	45	33	40	0	144
3. David Akers	2010	0	47	47	32	38	0	143
4. David Akers	2009	0	43	45	32	37	0	139
5. Caleb Sturgis	2016	0	30	31	35	41	0	135
6. David Akers	2002	0	43	43	30	34	0	133
7. David Akers	2004	0	41	42	27	32	0	122
8. David Akers	2000	0	34	36	29	33	0	121
9. LeSean McCoy (RB)	2011	20	0	0	0	0	0	120
10. Alex Henery	2011	0	46	46	24	27	0	118

Led NFL

Led Conference

LONGEST FIELD GOALS

PLAYER	GAME	LG
1. Jake Elliott	9/24/17 vs. Giants	61
2. Tony Franklin	11/12/79 at Cowboys	59
3. David Akers	9/14/03 vs. Patriots	57
4. Caleb Sturgis	10/30/16 at Cowboys	55
5. Cody Parkey	10/26/14 at Cardinals	54
Tom Dempsey	12/12/71 vs. StL Cardinals	54
7. Jake Elliott	10/1/17 at LA Chargers	53
Caleb Sturgis	9/19/16 at Bears	53
Caleb Sturgis	11/8/15 at Cowboys	53
David Akers	9/30/07 at Giants	53
David Akers	10/24/99 at Dolphins	53
Roger Ruzek	12/9/90 at Dolphins	53

ALL-TIME SCORING

TDs by rushing	1,027
TDs by reception	1,607
TDs by INT return	99
TDs by kickoff return	29
TDs by punt return	32
TDs by fumble return	80
TDs by blocked punt	11
FGs made	1,307

MOST TOUCHDOWNS, Career

PLAYER	TDs
1. Harold Carmichael (WR)	79
2. Steve Van Buren (B)	77
3. Brian Westbrook (RB)	68
4. Tommy McDonald (FL)	67
5. Pete Pihos (E)	63
6. Timmy Brown (B)	62
7. Mike Quick (WR)	61
8. Wilbert Montgomery (RB)	58
9. LeSean McCoy (RB)	54
10. Pete Retzlaff (E)	47

MOST FGs MADE, Career

PLAYER	FGM
1. David Akers	294
2. Paul McFadden	91
3. Sam Baker	90
4. Roger Ruzek	81
5. Tony Franklin	80
Bobby Walston (WR/K)	80
7. Alex Henery	74
8. Tom Dempsey	66
9. Caleb Sturgis	56
10. Gary Anderson	47

MOST FGAs, Career

PLAYER	FGA
1. David Akers	357
2. Bobby Walston (WR/K)	157
3. Sam Baker	153
4. Tony Franklin	128
5. Paul McFadden	124
6. Roger Ruzek	108
Tom Dempsey	108
8. Alex Henery	86
9. Caleb Sturgis	66
10. Cliff Patton	61

MOST PATs MADE, Career

PLAYER	XPM
1. David Akers	441
2. Bobby Walston (WR/K)	365
3. Sam Baker	205
4. Tony Franklin	172
5. Cliff Patton	160
6. Roger Ruzek	139
7. Paul McFadden	117
8. Alex Henery	116
9. Roy Zimmerman	89
10. Tom Dempsey	84

MOST PATs ATT., Career

PLAYER	XPA
1. David Akers	447
2. Bobby Walston (WR/K)	383
3. Sam Baker	213
4. Tony Franklin	182
5. Cliff Patton	166
6. Roger Ruzek	151
7. Paul McFadden	119
8. Alex Henery	117
9. Roy Zimmerman	98
10. Tom Dempsey	90



TOP SINGLE-GAME SCORING PERFORMANCES

MOST POINTS, Game

PLAYER	GAME	PTS
1. Bobby Walston (WR/K)	10/17/1954 at Redskins	25
2. Brian Westbrook (RB)	11/27/2008 vs. Cardinals	24
Irving Fryar (WR)	10/20/1996 vs. Dolphins	24
Wilbert Montgomery (RB)	10/7/1979 vs. Redskins	24
Wilbert Montgomery (RB)	9/10/1978 at Redskins	24
Ben Hawkins (FL)	9/28/1969 vs. Steelers	24
Tommy McDonald (FL)	10/4/1959 vs. Giants	24
Clarence Peaks (B)	11/16/1958 vs. Chi. Cardinals	24

MOST TOUCHDOWNS, Game

PLAYER	GAME	TDS
1. Brian Westbrook (RB)	11/27/2008 vs. Cardinals	4
Irving Fryar (WR)	10/20/1996 vs. Dolphins	4
Wilbert Montgomery (RB)	10/7/1979 vs. Redskins	4
Wilbert Montgomery (RB)	9/10/1978 at Redskins	4
Ben Hawkins (FL)	9/28/1969 vs. Steelers	4
Tommy McDonald (FL)	10/4/1959 vs. Giants	4
Clarence Peaks (B)	11/16/1958 vs. Chi. Cardinals	4

MOST FIELD GOALS MADE, Game

PLAYER	GAME	FGM
1. Tom Dempsey	11/12/1972 at Houston Oilers	6
2. Cody Parkey	11/23/2014 vs. Titans	5
Alex Henery	10/6/2013 at Giants	5
David Akers	11/18/2001 at Cowboys	5
Gary Anderson	12/22/1996 vs. Ari. Cardinals	5
Gary Anderson	10/1/1995 at Saints	5

MOST FIELD GOALS ATTEMPTED, Game

PLAYER	GAME	FGA
1. Tom Dempsey	11/12/1972 at Houston Oilers	7
Sam Baker	12/5/1965 vs. Cowboys	7
3. Cody Parkey	11/23/2014 vs. Titans	6
David Akers	10/3/2004 at Bears	6
Tom Dempsey	10/7/1973 at Bills	6

MOST CONSECUTIVE FIELD GOALS MADE

PLAYER (YEARS)	FGs
1. Alex Henery (2012)	22
2. Caleb Sturgis (2016)	18
3. Cody Parkey (2014)	17
Alex Henery (2011-12) (16 in 2011, 1 in 2012)	17
David Akers (2009)	17
David Akers (2001)	17
7. David Akers (2008)	15
David Akers (2004)	15
9. David Akers (2003)	13
David Akers (1999-2000) (1 in 1999, 12 in 2000)	13

MOST TOUCHDOWNS, Season

PLAYER (YEAR)	TDS
1. LeSean McCoy (2011)	20
2. Steve Van Buren (1945)	18
3. Brian Westbrook (2008)	14
Terrell Owens (2004)	14
Wilbert Montgomery (1979)	14
Steve Van Buren (1947)	14

MOST FGs MADE, Season

PLAYER (YEAR)	FGM
1. Caleb Sturgis (2016)	35
2. David Akers (2008)	33
3. Cody Parkey (2014)	32
David Akers (2010)	32
David Akers (2009)	32

MOST FGA, Season

PLAYER (YEAR)	FGA
1. Caleb Sturgis (2016)	41
2. David Akers (2008)	40
Tom Dempsey (1973)	40
4. David Akers (2010)	38
5. David Akers (2009)	37
Paul McFadden (1984)	37

MOST PATs ATTEMPTED, Season

PLAYER (YEAR)	XPA
1. Cody Parkey (2014)	54
2. Cliff Patton (1948)	50
3. [4 times] last by David Akers (2006)	48

MOST PATs MADE, Season

PLAYER (YEAR)	XPM
1. Cody Parkey (2014)	54
2. Cliff Patton (1948)	50
3. David Akers (2006)	48
Tony Franklin (1980)	48
5. David Akers (2010)	47

MOST CONSECUTIVE GAMES WITH A TD

PLAYER (YEAR)	GAMES
1. LeSean McCoy (2011)	9
2. Steve Van Buren (1947)	8
3. [5 times] last by Ricky Watters (1995)	6

MOST CONSECUTIVE PATs MADE

PLAYER (YEARS)	XPM
1. David Akers (2004-2009)	173
2. David Akers (2001-04)	153
3. Cliff Patton (1947-49)	84



ALL-TIME LEADING PASSERS

Player	Years	Gm	Att	Cmp	Pct	Yds	TD	INT	Lg	QB Rat	INT Pct
1. Donovan McNabb	1999-2009 (11)	148	4,746	2,801	59.0	32,873	216	100	91t	86.5	2.1
2. Ron Jaworski	1977-86 (10)	142	3,918	2,088	53.3	26,963	175	151	99t	74.0	3.9
3. Randall Cunningham	1985-95 (11)	122	3,362	1,874	55.7	22,877	150	105	95t	78.7	3.1
4. Norm Snead	1964-70 (7)	85	2,236	1,154	51.6	15,672	111	124	87t	67.7	5.5
5. Tommy Thompson	1941-50 (8)	88	1,396	723	51.8	10,240	90	100	75t	67.4	7.2
6. Michael Vick	2009-13 (5)	54	1,300	773	59.5	9,984	57	33	91t	87.7	2.5
7. Sonny Jurgensen	1957-63 (7)	83	1,107	602	54.4	9,639	76	73	84	79.1	6.6
8. Bobby Thomason	1952-57 (6)	68	1,113	556	50.0	8,124	57	80	67t	61.2	7.2
9. Nick Foles	2012-14, 17-18 (5)	37	1,076	661	61.4	7,741	52	20	68t	91.6	1.9
10. Norm Van Brocklin	1958-60 (3)	36	998	542	54.3	7,497	55	51	91t	75.7	5.1
11. Roman Gabriel	1973-77 (5)	53	1,185	661	55.8	7,221	47	37	80t	74.2	3.1
12. Carson Wentz	2016-18 (3)	29	1,047	644	61.5	7,078	49	21	73t	88.8	2.0
13. Adrian Burk	1951-56 (6)	70	960	457	47.6	6,203	55	77	84t	54.4	8.0
14. Rodney Peete	1995-98 (4)	30	756	434	57.4	4,945	17	27	62	69.8	3.6
15. Ty Detmer	1996-97 (2)	21	645	372	57.7	4,478	22	19	57	78.2	2.9
16. King Hill	1961-68 (8)	71	635	325	51.2	4,308	29	51	92t	54.8	8.0
17. Sam Bradford	2015 (1)	14	532	346	65.0	3,725	19	14	78t	86.4	2.6
18. Roy Zimmerman	1943-46 (4)	41	435	190	43.7	3,219	30	43	75t	52.7	9.9
19. Mark Sanchez	2014-15 (2)	13	400	257	64.3	3,034	18	15	72	86.6	3.8
20. Pete Liske	1971-72 (2)	28	407	214	52.6	2,930	14	22	69t	64.8	5.4

MOST TD PASSES, Career

PLAYER	TDs
1. Donovan McNabb	216
2. Ron Jaworski	175
3. Randall Cunningham	150
4. Norm Snead	111
5. Tommy Thompson	90
6. Sonny Jurgensen	76
7. Michael Vick	57
Bobby Thomason	57
9. Norm Van Brocklin	55
Adrian Burk	55

MOST ATTEMPTS, Career

PLAYER	ATTs
1. Donovan McNabb	4,746
2. Ron Jaworski	3,918
3. Randall Cunningham	3,362
4. Norm Snead	2,236
5. Tommy Thompson	1,396
6. Michael Vick	1,300
7. Roman Gabriel	1,185
8. Bobby Thomason	1,113
9. Sonny Jurgensen	1,107
10. Nick Foles	1,076

MOST COMPLETIONS, Career

PLAYER	COMPS
1. Donovan McNabb	2,801
2. Ron Jaworski	2,088
3. Randall Cunningham	1,874
4. Norm Snead	1,154
5. Michael Vick	773
6. Tommy Thompson	723
7t. Roman Gabriel	661
Nick Foles	661
9. Carson Wentz	644
10. Sonny Jurgensen	602

BEST COMP. PCT., Career

PLAYER	COMP%
1. Sam Bradford	65.0
2. Carson Wentz	61.5
3. Nick Foles	61.4
4. Michael Vick	59.5
5. Donovan McNabb	59.0
6. Ty Detmer	57.7
7. Rodney Peete	57.4
8. Roman Gabriel	55.8
9. Randall Cunningham	55.7
10. Sonny Jurgensen	54.4

(min. 500 attempts)

BEST QB RATING, Career

PLAYER	QB RATING
1. Nick Foles	91.6
2. Carson Wentz	88.8
3. Michael Vick	87.7
4. Donovan McNabb	86.5
5. Sam Bradford	86.4
6. Sonny Jurgensen	79.1
7. Randall Cunningham	78.7
8. Ty Detmer	78.2
9. Norm Van Brocklin	75.7
10. Roman Gabriel	74.2

(min. 500 attempts)

MOST INTs, Career

PLAYER	INTs
1. Ron Jaworski	151
2. Norm Snead	124
3. Randall Cunningham	105
4. Donovan McNabb	100
Tommy Thompson	100
6. Bobby Thomason	80
7. Adrian Burk	77
8. Sonny Jurgensen	73
9. King Hill	51
Norm Van Brocklin	51



MOST PASSING YARDS, SEASON

Player	Year	Att	Cmp	Pct	Yds	TD	INT	Lg	QB Rat	INT Pct
1. Donovan McNabb	2008	571	345	60.4	3,916	23	11	90t	86.4	1.9
2. Donovan McNabb	2004	469	300	64.0	3,875	31	8	80	104.7	1.7
3. Randall Cunningham	1988	560	301	53.8	3,808	24	16	80t	77.6	2.9
4. Carson Wentz (rookie)	2016	607	379	62.4	3,782	16	14	73t	79.3	2.3
5. Sam Bradford	2015	532	346	65.0	3,725	19	14	78t	86.4	2.6
6. Sonny Jurgensen	1961	416	235	56.5	3,723	32	24	69	88.1	5.8
7. Donovan McNabb	2009	443	267	60.3	3,553	22	10	60t	92.9	2.3
8. Ron Jaworski	1980	451	257	57.0	3,529	27	12	56t	91.0	2.7
9. Randall Cunningham	1990	465	271	58.3	3,466	30	13	95t	91.6	2.8
10. Ron Jaworski	1985	484	255	52.7	3,450	17	20	99t	70.2	4.1

Led NFL

Led Conference

MOST ATTEMPTS, Season

PLAYER (YEAR)	ATT
1. Carson Wentz (2016)	607
2. Donovan McNabb (2008)	571
3. Donovan McNabb (2000)	569
4. Randall Cunningham (1988)	560
5. Sam Bradford (2015)	532
Randall Cunningham (1989)	532

MOST COMPLETIONS, Season

PLAYER (YEAR)	COMP
1. Carson Wentz (2016)	379
2. Sam Bradford (2015)	346
3. Donovan McNabb (2008)	345
4. Donovan McNabb (2000)	330
5. Randall Cunningham (1988)	301

MOST TD PASSES, Season

PLAYER (YEAR)	TDs
1. Carson Wentz (2017)	33
2. Sonny Jurgensen (1961)	32
3. Donovan McNabb (2004)	31
4. Randall Cunningham (1990)	30
5. Norm Snead (1967)	29

BEST COMPLETION PERCENTAGE, Season

PLAYER (YEAR)	COMP%
1. Sam Bradford (2015)	65.03
2. Mark Sanchez (2014)	64.08
3. Nick Foles (2013)	64.04
4. Donovan McNabb (2004)	63.97
5. Michael Vick (2010)	62.63

(min. 250 attempts)

BEST QB RATING, Season

PLAYER (YEAR)	QB RATING
1. Nick Foles (2013)	119.2
2. Donovan McNabb (2004)	104.7
3. Carson Wentz (2017)	101.9
4. Michael Vick (2010)	100.2
5. Donovan McNabb (2006)	95.5
6. Donovan McNabb (2009)	92.9

(min. 250 attempts)

FEWEST INTERCEPTIONS, Season

PLAYER (YEAR)	INTs
1. Nick Foles (2013, 317)	2
2. Nick Foles (2012, 265)	5
Bubby Brister (1993, 309)	5
4. Michael Vick (2010, 372)	6
Donovan McNabb (2002, 361)	6
Donovan McNabb (2006, 316)	6

(min. 250 attempts)

LOWEST INT PERCENTAGE, Season

PLAYER (YEAR)	PCT
1. Nick Foles (2013, 2-317)	0.63
2. Donovan McNabb (2007, 7-473)	1.48
3. Carson Wentz (2017, 7-440)	1.59
4. Michael Vick (2010, 6-372)	1.61
5. Bubby Brister (1993, 5-309)	1.61
6. Donovan McNabb (2002, 6-361)	1.66

(min. 250 attempts)

MOST INTERCEPTIONS, Season

PLAYER (YEAR)	INTs
1. Sonny Jurgensen (1962)	26
2. Norm Snead (1967)	24
Sonny Jurgensen (1961)	24
4. Norm Snead (1969)	23
Adrian Burk (1951)	23



TOP SINGLE-GAME PASSING PERFORMANCES

MOST YARDS, Game

PLAYER	GAME	YARDS
1. Donovan McNabb	12/5/2004 vs. Packers	464
2. Donovan McNabb	11/15/2009 at Chargers	450
3. Randall Cunningham	9/17/1989 vs. at Redskins	447
4. Bobby Thomason	11/8/1953 vs. Giants	437
5. Sonny Jurgensen	10/29/1961 at Redskins	436
6. Nick Foles	12/15/2013 at Vikings	428
Michael Vick	9/15/2013 vs. Chargers	428
8. Sonny Jurgensen	12/16/1962 at StL Cardinals	419
9. Michael Vick	10/2/2011 vs. 49ers	416
10. Nick Foles	10/26/2014 at Cardinals	411

MOST TD PASSES, Game

PLAYER	GAME	TDs
1. Nick Foles	11/3/2013 at Raiders	*7
Adrian Burk	10/17/1954 at Redskins	*7
3. Donovan McNabb	9/18/2005 vs. 49ers	5
Donovan McNabb	12/5/2004 vs. Packers	5
Randall Cunningham	9/17/1989 vs. at Redskins	5
Norm Snead	9/28/1969 vs. Steelers	5
Sonny Jurgensen	12/16/1962 at StL Cardinals	5
Sonny Jurgensen	11/26/1961 vs. Cowboys	5
Adrian Burk	11/28/1954 vs. Redskins	5

* NFL Record

MOST ATTEMPTS, Game

PLAYER	GAME	ATT
1. Nick Foles	10/26/2014 at Cardinals	62
Randall Cunningham	10/2/1989 at Bears	62
3. Carson Wentz	12/4/2016 at Bengals	60
Davey O'Brien	12/1/1940 at Redskins	60
5. Donovan McNabb	11/16/2008 at Bengals	58

MOST COMPLETIONS, Game

PLAYER	GAME	COMP
1. Sam Bradford	12/26/2015 vs Redskins	37
Mark Sanchez	12/20/2014 at Redskins	37
3. Carson Wentz	12/4/2016 at Bengals	36
Sam Bradford	9/14/2015 at Falcons	36
Nick Foles	10/26/2014 at Cardinals	36

BEST COMPLETION PERCENTAGE, Game

PLAYER	GAME	COMP-ATT	PCT
1. Nick Foles	12/22/2013 vs. Bears	21-25	84.0
2. Rodney Peete	9/15/1996 vs. Lions	25-30	83.3
3. Nate Sudfeld	12/31/2017 vs. Cowboys	19-23	82.6
Jeff Garcia	11/26/2006 at Colts	19-23	82.6
5. Donovan McNabb	9/23/2007 vs. Lions	21-26	80.8

MOST INTERCEPTIONS, Game

PLAYER	GAME	INTs
1. Pete Liske	9/26/1971 vs. Cowboys	6
Bobby Thomason	10/21/1956 vs. Chi. Cardinals	6

LONGEST PASSING PLAYS

PLAYER (GAME)	YARDS
1. Ron Jaworski to Mike Quick (11/10/1985 vs. Falcons)	99t*
2. Randall Cunningham to Fred Barnett (12/2/1990 at Bills)	95t
3. Randall Cunningham to Herschel Walker (9/4/1994 at Giants) . . .	93
4. King Hill to Ben Hawkins (9/22/1968 vs. Giants)	92t
5. Michael Vick to DeSean Jackson (12/12/2010 at Cowboys)	91t
Donovan McNabb to Terrell Owens (10/30/2005 at Broncos)	91t
Norm Van Brocklin to T. McDonald (10/5/1958 vs. Giants)	91t
8. Donovan McNabb to Hank Baskett (9/7/2008 vs. Rams)	90t
Ron Jaworski to Mike Quick (10/28/1984 vs. StL Cardinals)	90t
10. A.J. Feeley to Hank Baskett (12/31/2006 vs. Falcons)	89t

* NFL Record

MOST CONSECUTIVE COMPLETIONS

PLAYER	GAME(S)	COMP
1. Donovan McNabb	last 10, 11/28/2004 at NYG & first 14, 12/5/2004 vs. Packers	24
2. Donovan McNabb	9/23/2007 vs. Lions	18
3. Donovan McNabb	9/21/2008 vs. Steelers	**15
4. Donovan McNabb	10/23/2005 vs. Chargers	14
5. Donovan McNabb	11/2/2008 at Seahawks	13
	last 12, 11/16/2003 vs. Giants & first 1, 11/23/2003 vs. Saints	13
Bobby Hoying	11/16/1997 at Ravens	13

*Most consecutive pass completions to start a game



ALL-TIME LEADING RUSHERS

PLAYER	YEARS	GM	ATT	YARDS	AVG	LG	TDs
1. LeSean McCoy	2009-2014 (6)	90	1,461	6,792	4.6	66t	44
2. Wilbert Montgomery	1977-1984 (8)	100	1,465	6,538	4.5	90t	45
3. Brian Westbrook	2002-2009 (8)	107	1,308	5,995	4.6	71t	37
4. Steve Van Buren	1944-1951 (8)	83	1,320	5,860	4.4	70t	69
5. Duce Staley	1997-2003 (7)	98	1,200	4,807	4.0	64t	22
6. Randall Cunningham (QB)	1985-1995 (11)	122	677	4,482	6.6	52t	32
7. Ricky Watters	1995-1997 (3)	48	975	3,794	3.9	57	31
8. Timmy Brown	1960-1967 (8)	96	850	3,703	4.4	61t	29
9. Tom Woodeshick	1963-1971 (9)	111	831	3,563	4.3	57t	21
10. Donovan McNabb (QB)	1999-2009 (11)	148	573	3,249	5.7	54	28
11. Tom Sullivan	1972-1977 (6)	80	871	3,135	3.6	37	17
12. Clarence Peaks	1957-1963 (7)	83	786	2,927	3.7	57	19
13. Keith Byars	1986-1992 (7)	105	750	2,672	3.6	52	17
14. Billy Barnes	1957-1961 (5)	60	689	2,391	3.5	70t	20
15. Herschel Walker	1992-1994 (3)	48	554	2,344	4.2	91t	14
16. Anthony Toney (FB)	1986-1990 (5)	67	639	2,294	3.6	44	14
17. Charlie Garner	1994-1998 (5)	66	495	2,261	4.6	55t	17
18. Correll Buckhalter	2001-2008 (8)	74	476	2,155	4.5	64t	18
19. Heath Sherman	1989-1993 (5)	76	537	2,130	4.0	37	10
20. Michael Vick	2009-2013 (5)	54	298	1,998	6.7	61	15

MOST RUSHING YARDS, SEASON

PLAYER	YEAR	ATT	YARDS	AVG	LG	TDs
1. LeSean McCoy	2013	314	1,607	5.1	57t	9
2. Wilbert Montgomery	1979	338	1,512	4.5	62t	9
3. Ricky Watters	1996	353	1,411	4.0	56t	13
4. Wilbert Montgomery	1981	286	1,402	4.9	41	8
5. Brian Westbrook	2007	278	1,333	4.8	36	7
6. LeSean McCoy	2014	312	1,319	4.2	53	5
7. LeSean McCoy	2011	273	1,309	4.8	60	17
8. Duce Staley	1999	325	1,273	3.9	29	4
Ricky Watters	1995	337	1,273	3.8	57	11
10. Wilbert Montgomery	1978	259	1,220	4.7	47	9
11. Brian Westbrook	2006	240	1,217	5.1	71t	7
12. Steve Van Buren	1949	263	1,146	4.4	41	11
13. Ricky Watters	1997	285	1,110	3.9	28	7
14. LeSean McCoy	2010	207	1,080	5.2	62	7
15. Herschel Walker	1992	267	1,070	4.0	38	8
16. Duce Staley	1998	258	1,065	4.1	64t	5
17. Duce Staley	2002	269	1,029	3.8	57	5
18. Earnest Jackson	1985	282	1,028	3.6	59	5
19. Steve Van Buren	1947	217	1,008	4.6	45	13

Led NFL

Led Conference

MOST ATTEMPTS, Career

PLAYER	ATT
1. Wilbert Montgomery	1,465
2. LeSean McCoy	1,461
3. Steve Van Buren	1,320
4. Brian Westbrook	1,308
5. Duce Staley	1,200
6. Ricky Watters	975
7. Tom Sullivan	871
8. Timmy Brown	850
9. Tom Woodeshick	831
10. Clarence Peaks	786

MOST TOUCHDOWNS, Career

PLAYER	TDs
1. Steve Van Buren	69
2. Wilbert Montgomery	45
3. LeSean McCoy	44
4. Brian Westbrook	37
5. Randall Cunningham (QB)	32
6. Ricky Watters	31
7. Timmy Brown	29
8. Donovan McNabb (QB)	28
9. Duce Staley	22
10. Tom Woodeshick	21

BEST RUSHING AVG, Career

PLAYER	AVG
1. Randall Cunningham (QB)	6.62
2. Donovan McNabb (QB)	5.67
3. LeSean McCoy	4.65
4. Brian Westbrook	4.58
5. Charlie Garner	4.57
6. Correll Buckhalter	4.53
7. Wilbert Montgomery	4.46
8. Steve Van Buren	4.44
9. Timmy Brown	4.36
10. Tom Woodeshick	4.29

(min. 400 attempts)

LONGEST RUSHING PLAYS

PLAYER (GAME)	YARDS
1. Herschel Walker (11/27/94 at Falcons)	91t
2. Wilbert Montgomery (12/19/82 vs. Oilers)	90t
3. Brian Mitchell (10/1/00 vs. Falcons)	85t
4. Swede Hanson (9/16/34 at Packers)	81t
5. Leroy Harris (11/25/79 at Packers)	80
6. Bosh Pritchard (10/23/49 vs. Redskins)	77t
7. Herman Hunter (11/24/85 at Cowboys)	74t
8. Wilbert Montgomery (9/14/80 at Vikings)	72t
9. Jay Ajayi (11/19/17 at Cowboys)	71
Brian Westbrook (9/24/06 at 49ers)	71t
John Brewer (10/4/52 vs. Giants)	71t



TOP SINGLE-GAME RUSHING PERFORMANCES

MOST YARDS, Game

<u>PLAYER</u>	<u>GAME</u>	<u>YARDS</u>
1. LeSean McCoy	12/8/2013 vs. Lions	217
2. Steve Van Buren	11/27/1949 vs. Steelers	205
3. Duce Staley	9/3/2000 at Cowboys	201
4. Wilbert Montgomery	11/4/1979 vs. Browns	197
5. Steve Van Buren	12/18/1949 at Rams	196
6. Wilbert Montgomery	1/11/1981 vs. Cowboys	194
7. Swede Hanson	11/6/1934 vs. Cin. Reds	190
8. Timmy Brown	11/7/1965 at Browns	186
9. LeSean McCoy	10/30/2011 vs. Cowboys	185
10. LeSean McCoy	9/9/2013 at Redskins	184

MOST ATTEMPTS, Game

<u>PLAYER</u>	<u>GAME</u>	<u>ATT</u>
1. Heath Sherman	10/6/1991 at Buccaneers	35
Heath Sherman	11/12/1990 vs. Redskins	35
Steve Van Buren	11/20/1949 vs. NY Bulldogs	35
4. Earnest Jackson	11/17/1985 at StL Cardinals	34
5. Brian Westbrook	12/7/2008 at Giants	33
Ricky Watters	12/10/1995 vs. Cowboys	33
Steve Van Buren	10/3/1949 at Lions	33

MOST TOUCHDOWNS, Game

<u>PLAYER</u>	<u>GAME</u>	<u>TDs</u>
1. LeSean McCoy	12/18/2011 vs. Jets	3
LeSean McCoy	9/19/2010 at Lions	3
Charlie Garner	10/8/1995 vs. Redskins	3
Wilbert Montgomery	12/19/1982 vs. Houston Oilers	3
Wilbert Montgomery	10/7/1979 vs. Redskins	3
Wilbert Montgomery	9/10/1978 at Redskins	3
Tom Sullivan	10/13/1974 vs. Giants	3
Clarence Peaks	11/16/1958 vs. Chi. Cardinals	3
Steve Van Buren	10/17/1948 at Redskins	3
Steve Van Buren	12/14/1947 vs. Packers	3
Steve Van Buren	12/9/1945 vs. Boston Yanks	3

MOST ATTEMPTS, Season

<u>PLAYER (YEAR)</u>	<u>ATT</u>
1. Ricky Watters (1996)	353
2. Wilbert Montgomery (1979)	338
3. Ricky Watters (1995)	337
4. Duce Staley (1999)	325
5. LeSean McCoy (2013)	314

MOST TOUCHDOWNS, Season

<u>PLAYER (YEAR)</u>	<u>TDs</u>
1. LeSean McCoy (2011)	17
2. Steve Van Buren (1945)	15
3. Ricky Watters (1996)	13
Steve Van Buren (1947)	13
5. (three times) last by Ricky Watters (1995)	11

CONSECUTIVE GAMES WITH RUSHING TD

<u>PLAYER (YEAR)</u>	<u>TDs</u>
1. Steve Van Buren (1947)	8
2. Ricky Watters (1995)	6
3. Steve Van Buren (1948)	5
LeSean McCoy (2011)	5
5. (many times) last by Michael Vick (2010)	4

MOST 100-YARD GAMES, Season

<u>PLAYER (YEAR)</u>	<u>GAMES</u>
1. Wilbert Montgomery (1981)	8
2. LeSean McCoy (2013)	7
Wilbert Montgomery (1979)	7
4. LeSean McCoy (2011)	6
Brian Westbrook (2007)	6
Brian Westbrook (2006)	6
Ricky Watters (1996)	6
Wilbert Montgomery (1978)	6

(regular season only)

CONSECUTIVE 100-YARD RUSHING GAMES

<u>PLAYER (YEAR)</u>	<u>GAMES</u>
1. Steve Van Buren (1948)	4
2. Brian Westbrook (2006)	3
Wilbert Montgomery (1981)	3
Wilbert Montgomery (1979)	3
Wilbert Montgomery (1978)	3



ALL-TIME LEADING RECEIVERS

PLAYER	YEARS	GM	REC	YARDS	AVG	LG	TDs
1. Harold Carmichael	1971-1983 (13)	180	589	8,978	15.2	85t	79
2. Pete Retzlaff (TE)	1956-1966 (11)	132	452	7,412	16.4	84	47
3. Brian Westbrook (RB)	2002-2009 (8)	107	426	3,790	8.9	62	29
4. Brent Celek (TE)	2007-2017 (11)	175	398	4,998	12.6	73	31
5. Pete Pihos (E)	1947-1955 (9)	107	373	5,619	15.1	66t	61
6. Keith Byars (RB)	1986-1992 (7)	105	371	3,532	9.5	60	13
7. Mike Quick	1982-1990 (9)	101	363	6,464	17.8	99t	61
8. DeSean Jackson	2008-2013 (6)	87	356	6,117	17.2	91t	32
9. Jeremy Maclin	2009-2014 (6)	75	343	4,771	13.9	83t	36
10. Zach Ertz (TE)	2013-2018 (6)	77	337	3,806	11.3	60	21
11. Bobby Walston (WR/K)	1951-1962 (12)	148	311	5,363	17.2	75t	46
12. Fred Barnett	1990-1995 (6)	81	308	4,634	15.0	95t	28
13. LeSean McCoy (RB)	2009-2014 (6)	90	300	2,282	7.6	70	10
14. Jason Avant	2006-2013 (8)	116	297	3,646	12.3	58	12
15. Calvin Williams	1990-1996 (7)	93	295	3,840	13.0	80t	34
16. Tommy McDonald (FL)	1957-1963 (7)	88	287	5,499	19.2	91t	66
17. Duce Staley (RB)	1997-2003 (7)	98	275	2,498	9.1	52t	10
18. Wilbert Montgomery (RB)	1977-1984 (8)	100	266	2,447	9.2	53t	12
19. Ben Hawkins (FL)	1966-1973 (8)	102	261	4,764	18.3	92t	32
20. John Spagnola (TE)	1979-1987 (8)	111	256	2,833	11.1	57	14

MOST RECEIVING YARDS, Career

PLAYER	YARDS
1. Harold Carmichael	8,978
2. Pete Retzlaff (E)	7,412
3. Mike Quick	6,464
4. DeSean Jackson	6,117
5. Pete Pihos (E)	5,619
6. Tommy McDonald (FL)	5,499
7. Bobby Walston (WR/K)	5,363
8. Brent Celek	4,998
9. Jeremy Maclin	4,771
10. Ben Hawkins (FL)	4,764
11. Fred Barnett	4,634
12. Calvin Williams	3,840
13. Zach Ertz	3,806
14. Brian Westbrook	3,790
15. Jason Avant	3,646
16. Keith Byars	3,532
17. Harold Jackson	3,493
18. Charlie Smith	3,349
19. Timmy Brown	3,346
20. Irving Fryar	3,067

MOST TOUCHDOWNS, Career

PLAYER	TDs
1. Harold Carmichael	79
2. Tommy McDonald (FL)	66
3. Mike Quick	61
Pete Pihos (E)	61
5. Pete Retzlaff (E)	47
6. Bobby Walston (WR/K)	46
7. Jeremy Maclin	36
8. Calvin Williams	34
9. DeSean Jackson	32
Ben Hawkins (FL)	32

MOST RECEIVING YARDS, Season

PLAYER (YEAR)	YARDS
1. Mike Quick (1983)	1,409
2. DeSean Jackson (2013)	1,332
3. Jeremy Maclin (2014)	1,318
4. Irving Fryar (1997)	1,316
5. Ben Hawkins (1967)	1,265
6. Mike Quick (1985)	1,247
7. Terrell Owens (2004)	1,200
8. Irving Fryar (1996)	1,195
9. Pete Retzlaff (1965)	1,190
10. DeSean Jackson (2009)	1,156
11. Tommy McDonald (1962)	1,146
12. Tommy McDonald (1961)	1,144
13. Fred Barnett (1994)	1,127
14. Harold Carmichael (1973)	1,116
Harold Jackson (1969)	1,116
16. Kevin Curtis (2007)	1,110
17. Fred Barnett (1992)	1,083
18. Harold Carmichael (1978)	1,072
19. DeSean Jackson (2010)	1,056
20. Mike Quick (1984)	1,052
21. Pete Pihos (1953)	1,049
22. Harold Jackson (1972)	1,048
23. Harold Carmichael (1981)	1,028

MOST RECEPTIONS, SEASON

PLAYER	YEAR	REC	YDS	AVG	LG	TDs
1. Brian Westbrook (RB)	2007	90	771	8.6	57t	5
2. Irving Fryar	1996	88	1,195	13.6	42	11
3. Irving Fryar	1997	86	1,316	15.3	72t	6
4. Jordan Matthews	2015	85	997	11.7	78t	8
Jeremy Maclin	2014	85	1,318	15.5	72	10
6. DeSean Jackson	2013	82	1,332	16.2	61t	9
7. Keith Byars (RB)	1990	81	819	10.1	54	3
Keith Jackson (TE)	1988	81	869	10.7	41	6
9. Zach Ertz (TE)	2016	78	816	10.5	30	4
LeSean McCoy (RB)	2010	78	592	7.6	40	2
Fred Barnett	1994	78	1,127	14.4	54	5

Led NFL

Led Conference



TOP SINGLE-GAME RECEIVING PERFORMANCES

MOST YARDS, Game

PLAYER	GAME	YARDS
1. Tommy McDonald (FL)	12/10/1961 vs. Giants	237
2. Kevin Curtis (WR)	9/23/2007 vs. Lions	221
3. DeSean Jackson (WR)	12/12/2010 at Cowboys	210
4. Pete Retzlaff (E)	11/14/1965 vs. Redskins	204
5. Bud Grant (E)	12/7/1952 vs. Dallas Texans	203
6. Timmy Brown (B)	12/16/1962 at StL Cardinals	199
7. Ben Hawkins (FL)	10/22/1967 at StL Cardinals	197
8. DeSean Jackson (WR)	12/15/2013 at Vikings	195
9. Harold Jackson (WR)	10/11/1970 at Giants	194
10. DeSean Jackson (WR)	9/15/2013 vs. Chargers	193
Fred Barnett (WR)	9/13/1992 at Pho. Cardinals	193

MOST RECEPTIONS, Game

PLAYER	GAME	REC
1. Zach Ertz (TE)	12/20/2014 at Redskins	15
2. Brian Westbrook (RB)	11/4/2007 vs. Cowboys	14
Don Looney (E)	12/1/1940 at Redskins	14
4. Zach Ertz (TE)	1/1/17 vs. Cowboys	13
Zach Ertz (TE)	12/26/2015 vs. Redskins	13
Jeremy Maclin (WR)	9/18/2011 at Falcons	13
7. Jeremy Maclin (WR)	10/26/2014 at Cardinals	12
LeSean McCoy (RB)	10/3/2010 vs. Redskins	12
Brian Westbrook (RB)	11/19/2006 vs. Titans	12
Keith Byars (RB)	9/30/1990 vs. Colts	12
Keith Jackson (TE)	11/19/1989 vs. Vikings	12
Keith Jackson (TE)	9/17/1989 at Redskins	12
John Spagnola (TE)	10/6/1985 at Saints	12
Harold Carmichael (WR)	10/14/1973 at StL Cardinals	12

MOST TOUCHDOWNS, Game

PLAYER	GAME	TDS
1. Irving Fryar	10/20/1996 vs. Dolphins	4
Ben Hawkins (FL)	9/28/1969 vs. Steelers	4
3. (23 times) last by Riley Cooper on 11/3/2013 at Raiders		3

MOST TOUCHDOWNS, Season

PLAYER (YEAR)	TDS
1. Terrell Owens (2004)	14
2. Mike Quick (1983)	13
Tommy McDonald (1961)	13
Tommy McDonald (1960)	13
5. (seven times) last by Irving Fryar (1996)	11

CONSECUTIVE GAMES WITH REC. TD

PLAYER (YEAR)	GAMES
1. Mike Quick (1985)	6
Pete Pihos (1947-48)	6
3. (five times) last by DeSean Jackson (2009)	5

MOST 100-YD RECEIVING GAMES, Season

PLAYER (YEAR)	GAMES
1. Terrell Owens (2004)	7
2. Irving Fryar (1997)	6
Mike Quick (1983)	6
4. (nine times) last by DeSean Jackson (2013)	5

CONSECUTIVE 100-YD RECEIVING GAMES

PLAYER (YEAR)	GAMES
1. Terrell Owens (2004)	5
Harold Jackson (last 2 in 1971, first 3 in 1972)	5
3. Mike Quick (1983)	4
4. (seven times) last by Irving Fryar (1996)	3

ALL-TIME SCRIMMAGE YARDS



ALL-TIME LEADERS IN TOTAL YARDS FROM SCRIMMAGE

PLAYER	YEARS	GM	TOUCHES	YARDS	AVG	YDS/G	TDs
1. Brian Westbrook (RB)	2002-2009 (8)	107	1,734	9,785	5.6	91.4	66
2. LeSean McCoy (RB)	2009-2014 (6)	90	1,761	9,074	5.2	100.8	54
3. Harold Carmichael (WR)	1971-1983 (13)	180	598	9,042	15.1	50.2	79
4. Wilbert Montgomery (RB)	1977-1984 (8)	100	1,731	8,985	5.2	89.9	57
5. Pete Retzlaff (E)	1956-1966 (11)	132	458	7,408	16.2	56.1	47
6. Duce Staley (RB)	1997-2003 (7)	98	1,475	7,305	5.0	74.5	32
7. Timmy Brown (RB)	1960-1967 (8)	96	1,081	7,049	6.5	73.4	55
8. DeSean Jackson (WR)	2008-2013 (6)	87	413	6,490	15.7	74.6	35
9. Mike Quick (WR)	1982-1990 (9)	101	364	6,459	17.7	64.0	61
10. Steve Van Buren (B)	1944-1951 (8)	83	1,365	6,383	4.7	76.9	72
11. Keith Byars (RB)	1986-1992 (7)	105	1,121	6,204	5.5	59.1	30
12. Pete Pihos (E)	1947-1955 (9)	107	382	5,615	14.7	52.5	61
13. Tommy McDonald (FL)	1957-1963 (7)	88	304	5,521	18.2	62.7	66
14. Bobby Walston (WR/K)	1951-1962 (12)	148	315	5,375	17.1	36.3	46
15. Ricky Watters (RB)	1995-1997 (3)	48	1,136	5,112	4.5	106.5	32
16. Brent Celek (TE)	2007-2017 (11)	175	398	4,998	12.6	28.6	31
17. Jeremy Maclin (WR)	2009-2014 (6)	75	349	4,801	13.8	64.0	36
18. Ben Hawkins (FL)	1966-1973 (8)	102	271	4,772	17.6	46.8	32
19. Tom Woodeshick (B)	1963-1971 (9)	111	956	4,736	5.0	42.7	27
20. Fred Barnett (WR)	1990-1995 (6)	81	312	4,632	14.8	57.2	28

MOST TOUCHES, Career

PLAYER	TOUCHES
1. LeSean McCoy	1,761
2. Brian Westbrook	1,734
3. Wilbert Montgomery	1,731
4. Duce Staley	1,475
5. Steve Van Buren	1,365
6. Ricky Watters	1,136
7. Keith Byars	1,121
8. Timmy Brown	1,081
9. Tom Sullivan	1,032
10. Clarence Peaks	961

BEST YARDS/TOUCH, Career

PLAYER	AVG
1. Timmy Brown	6.52
2. Brian Westbrook	5.64
3. Keith Byars	5.53
4. Wilbert Montgomery	5.19
5. LeSean McCoy	5.15
6. Tom Woodeshick	4.95
Duce Staley	4.95
8. Clarence Peaks	4.77
9. Steve Van Buren	4.68
10. Billy Barnes	4.53

(min. 750 touches)

MOST TOTAL YARDS FROM SCRIMMAGE, SEASON

PLAYER	YEAR	TOUCHES	YARDS	AVG	YDS/GM	TDs
1. LeSean McCoy	2013	366	2,146	5.9	134.1	11
2. Brian Westbrook	2007	368	2,104	5.7	140.3	12
3. Wilbert Montgomery	1979	379	2,006	5.3	125.4	14
4. Wilbert Montgomery	1981	335	1,923	5.7	128.2	10
5. Brian Westbrook	2006	317	1,916	6.0	127.7	11
6. Ricky Watters	1996	404	1,855	4.6	115.9	13
7. Ricky Watters	1995	399	1,707	4.3	106.7	12
8. LeSean McCoy	2010	285	1,672	5.9	111.5	9
9. LeSean McCoy	2011	321	1,624	5.1	108.3	20
10. Duce Staley	2002	320	1,570	4.9	98.1	8

MOST TOUCHES, Season

PLAYER (YEAR)	TOUCHES
1. Ricky Watters (1996)	404
2. Ricky Watters (1995)	399
3. Wilbert Montgomery (1979)	379
4. Brian Westbrook (2007)	368
5. LeSean McCoy (2013)	366
Duce Staley (1999)	366

BEST YARDS/TOUCH, Season

PLAYER (YEAR)	AVG
1. Timmy Brown (1965)	7.42
2. Timmy Brown (1962)	7.38
3. Herschel Walker (1994)	6.31
4. Steve Van Buren (1945)	6.24
5. Brian Westbrook (2003)	6.14
6. Keith Byars (1991)	6.07

(min. 150 touches)

TOP SINGLE-GAME SCRIMMAGE YARD TOTALS

MOST YARDS, Game

PLAYER	GAME	YARDS
1. Duce Staley	9/3/2000 at Cowboys	262
2. Timmy Brown	12/16/1962 at Cardinals	249
3. Wilbert Montgomery	11/4/1979 vs. Browns	237
Tommy McDonald	12/10/1961 vs. Giants	237
5. Duce Staley	11/11/2001 vs. Vikings	231

MOST TOUCHES, Game

PLAYER	GAME	TOUCHES
1. Brian Westbrook	12/7/2008 at Giants	39
Ricky Watters	12/10/1995 vs. Cowboys	39
Heath Sherman	11/12/1990 vs. Redskins	39
4. Heath Sherman	10/6/1991 at Buccaneers	37
5. Ricky Watters	10/8/1995 vs. Redskins (ot)	36



ALL-TIME INTERCEPTION LEADERS

PLAYER	YEARS	INTs	YARDS	AVG	LG	TDs
1. Brian Dawkins	1996-2008 (13)	34	515	15.1	67t	2
Eric Allen	1988-94 (7)	34	482	14.2	94t	5
Bill Bradley	1969-76 (8)	34	536	15.8	56t	1
4. Herman Edwards	1977-85 (9)	33	98	3.0	25	1
5. Wes Hopkins	1983-93 (10)	30	241	8.0	33	1
6. Don Burroughs	1960-64 (5)	29	351	12.1	46	0
7. Troy Vincent	1996-2003 (8)	28	341	12.2	90t	1
8. Joe Scarpati	1964-69 (6)	24	402	16.8	67t	3
Ernie Steele	1942-48 (6)	24	404	16.8	62	0
10. Asante Samuel	2008-11 (4)	23	304	13.2	50t	2
Roynell Young	1980-88 (9)	23	106	4.6	33	0

MOST INTERCEPTIONS, SEASON

PLAYER	YEAR	INTs	YARDS	AVG	LG	TDs
1. Bill Bradley	1971	11	248	22.5	51	0
2. Asante Samuel	2009	9	117	13.0	37	0
Bill Bradley	1972	9	73	8.1	21	0
Don Burroughs	1960	9	124	13.8	46	0
Ed "Bibbles" Bawel	1955	9	168	18.7	42t	2
6. Eric Allen	1989	8	38	4.8	18	0
Terry Hoage	1988	8	116	14.5	38	0
Joe Scarpati	1966	8	182	22.8	32	0
Bob Hudson	1954	8	89	11.1	32	0
Tom Brookshier	1953	8	41	5.1	22	0
Ed "Bibbles" Bawel	1952	8	121	15.1	35	0

TOP SINGLE-GAME INT PERFORMANCES

MOST INTERCEPTIONS, Game

PLAYER	GAME	INTS
1. Russ Craft	9/24/1950 at Chi. Cardinals	*4
2. Kurt Coleman	10/16/2011 at Redskins	3
Joe Scarpati	10/23/1966 at Giants	3
Jim Nettles	12/12/1965 at Steelers	3
Nate Ramsey	11/28/1965 at StL Cardinals	3
Don Burroughs	12/3/1961 at Steelers	3
Chuck Weber	9/30/1960 at Cowboys	3
Joe Sutton	9/24/1950 at Chi. Cardinals	3
Gil Steinke	11/10/1946 at Giants	3
Roy Zimmerman	12/9/1945 vs. Boston Yanks	3
Roy Zimmerman	12/10/1944 vs. Cleveland Rams	3
* NFL record		

MOST INTERCEPTION RETURN YARDS, Game

PLAYER	GAME	YDS
1. Frank LeMaster	12/21/1975 at Redskins	114
2. Lito Sheppard	10/8/2006 vs. Cowboys	102
3. Lito Sheppard	11/15/2004 at Cowboys	101
4. Malcolm Jenkins	12/6/2015 at Patriots	99
Jerry Norton	10/5/1957 vs. Giants	99

MOST INTERCEPTIONS RETURNED FOR TD, Game

PLAYER	GAME	TDs
1. Eric Allen	12/26/1993 vs. Saints	2

MOST INT RETURN YDS, Career

PLAYER	YARDS
1. Bill Bradley	536
2. Brian Dawkins	515
3. Eric Allen	482
4. Lito Sheppard	460
5. Ernie Steele	404

MOST INTs RETURNED FOR TD, Career

PLAYER	TDs
1. Eric Allen	5
2. Malcolm Jenkins	4
3. Sheldon Brown	3
Lito Sheppard	3
Joe Scarpati	3

MOST INT RETURN YDS, Season

PLAYER (INTs, YEAR)	YARDS
1. Bill Bradley (11, 1971)	248
2. Eric Allen (6, 1993)	201
3. Joe Scarpati (8, 1966)	182
4. Lito Sheppard (5, 2004)	172
5. Ed "Bibbles" Bawel (9, 1955)	168

MOST INTs RETURNED FOR TD, Season

PLAYER (YEAR)	TDs
1. Eric Allen (1993)	*4
2. Malcolm Jenkins (2016)	2
Lito Sheppard (2004)	2
Seth Joyner (1992)	2
Ed Bawel (1955)	2
* NFL record	

MOST INTs BY A NON-DB, Season

PLAYER (YEAR)	INTs
1. William Thomas, LB (1995)	7
2. Chuck Weber, LB (1960)	6
Chuck Bednarik, LB (1953)	6
4. Jordan Hicks, LB (2016)	5

LONGEST INTERCEPTION RETURNS

PLAYER (GAME)	YARDS
1. James Willis intercepted pass 4 yds. deep in the end zone and returned it 14 yds. before laterally to Troy Vincent, who ran 90 yds. (11/3/1996 at Cowboys - QB Troy Aikman)	104t
2. Lito Sheppard (10/8/2006 vs. Cowboys - QB Drew Bledsoe)	102t
3. Lito Sheppard (11/15/2004 at Cowboys - QB V. Testaverde)	101t
4. Malcolm Jenkins (12/6/2015 at Patriots - QB Tom Brady)	99t
Jerry Norton (10/5/1957 vs. Giants - QB Charlie Conerly, deflected off goal post)	99t
6. Eric Allen (10/3/1993 at Jets - QB Boomer Esiason)	94t
Irv Cross (10/25/1964 at Steelers - QB Terry Nofsinger)	94t
8. Jack Hinkle (10/9/1943 vs. Giants - QB Tuffy Leemans)	91



ALL-TIME LEADERS IN SACKS

PLAYER	YEARS	SACKS
1. Reggie White (DE)	1985-92	124.0
2. Trent Cole (DE/LB)	2005-14	85.5
3. Clyde Simmons (DE)	1986-93	76.0
4. Hugh Douglas (DE)	1998-2002, 2004	54.5
5. Greg Brown (DE)	1982-86	50.5
6. Andy Harmon (DT)	1991-97	39.5
7. Brandon Graham (DE/LB)	2010-18	38.5
8. Seth Joyner (LB)	1986-93	37.0
9. Fletcher Cox (DT)	2012-18	36.0
10. William Fuller (DE)	1994-96	35.5
11. Dennis Harrison (DE)	1978-84	34.0
12. William Thomas (LB)	1991-99	33.0
13. Ken Clarke (DT)	1982-87	32.5
14. Corey Simon (DT)	2000-04	32.0
15. Connor Barwin (DE/LB)	2013-16	31.5
Juqua Parker (DE)	2005-11	31.5
Mike Mamula (DE)	1995-2000	31.5
18. Jerome Brown (DT)	1987-91	29.5
19. Darwin Walker (DT)	2000-06	27.5
20. Jason Babin (DE)	2009, 2011-12	26.0

Note: only includes figures since 1982 when sacks first became an official NFL statistic

MOST SACKS, SEASON

PLAYER	YEAR	SACKS
1. Reggie White (DE)	1987	21.0
2. Clyde Simmons (DE)	1992	19.0
3. Jason Babin (DE)	2011	18.0
Reggie White (DE)	1988	18.0
Reggie White (DE)	1986	18.0
6. Greg Brown (DE)	1984	16.0
7. Clyde Simmons (DE)	1989	15.5
8. Hugh Douglas (DE)	2000	15.0
Reggie White (DE)	1991	15.0
10. Connor Barwin (LB)	2014	14.5

MOST SACKS, GAME

PLAYER	GAME	SACKS
1. Hugh Douglas (DE)	10/18/1998 at Chargers	4.5
Clyde Simmons (DE)	9/15/1991 at Cowboys	4.5
3. Reggie White (DE)	9/25/1988 at Vikings	4.0
Reggie White (DE)	11/30/1986 at LA Raiders	4.0
Reggie White (DE)	11/2/1986 at StL Cardinals	4.0
Garry Cobb (LB)	10/5/1986 at Falcons	4.0
Greg Brown (DE)	12/16/1984 at Falcons	4.0

MOST CONSECUTIVE GAMES WITH A SACK

PLAYER	YEAR	GAMES
1. Reggie White (last 4 games in 1986 and first 4 in '87)		8
Reggie White (last 7 games in 1987 and first in '88)		8
3. William Fuller	1994	7
Dennis Harrison	1982	7
5. Clyde Simmons	1992	6

LONGEST FUMBLE RETURN FOR A TD

PLAYER	GAME	YARDS
1. Mike Patterson	9/24/2006 at 49ers	98t
2. Joselio Hanson	12/28/2008 vs. Cowboys	96t
Joe Lavender	9/23/1974 vs. Cowboys	96t
4. Joe Carter	9/25/1938 vs. NY Giants	92t
5. Bob Pylman	9/25/1938 vs. NY Giants	88t
6. Will Wynn	12/1/1974 vs. Packers	87t
7. Walter Thurmond	1/3/2016 at Giants	83t
8. Sheldon Brown	10/9/2005 at Cowboys	80t
9. Chris Clemons	12/28/2008 vs. Cowboys	73t
10. Reggie White	9/13/1987 at Redskins	70t

MOST FUMBLE RETURNS FOR TD, CAREER

PLAYER	YEARS	TDs
1. Seth Joyner	1986-93	3
2. Fletcher Cox	2012-18	2
Juqua Parker	2005-11	2
Sheldon Brown	2002-09	2
Kevin Curtis	2007-09	2
William Thomas	1991-97	2
Reggie White	1985-92	2
Clyde Simmons	1986-90	2
Greg Brown	1981-84	2
Will Wynn	1973-76	2

MOST BLOCKED PUNTS RETURNED FOR TD

PLAYER	TDs
1. (11 times) last Najee Goode (12/6/15 at Patriots) (24 yards)	1

MOST BLOCKED FGs RETURNED FOR TD

PLAYER	TDs
1. (2 times) last Matt Ware (10/23/05 vs. Chargers) (65 yards)	1

LONGEST RETURN AFTER MISSED FIELD GOAL

PLAYER	GAME	YARDS
1. Al Nelson	9/26/1971 vs. Cowboys	101t
2. Al Nelson	12/11/1966 vs. Browns	100t
3. Timmy Brown	9/16/1962 vs. StL Cardinals	99



ALL-TIME LEADING PUNTERS, GROSS AVERAGE (min. 100 punts)

Player	Years	Punts	Yards	Gross	Net	In20	Lg	Blk
1. Donnie Jones	2013-2017 (5)	374	16,971	45.37	40.5	138	72	4
2. Joe Muha	1946-1950(5)	179	7,688	42.95	NA	NA	82	2
3. Sav Rocca	2007-2010 (4)	299	12,817	42.87	37.6	102	65	1
4. Sean Landeta	1999-2002, 2005 (5)	376	16,092	42.80	35.9	96	64	1
5. King Hill	1961-1968(8)	254	10,765	42.38	NA	NA	80	0

BEST GROSS PUNTING AVERAGE, SEASON (min. 40 punts)

Name	Year	Punts	Yards	Gross	Net	In20	Lg	Blk
1. Joe Muha	1948	57	2,694	47.26	NA	NA	82	0
2. Donnie Jones	2015	86	4,038	46.95	41.6	29	64	2
3. Mat McBriar	2012	55	2,560	46.55	36.5	13	66	1
4. Donnie Jones	2016	63	2,888	45.84	40.7	21	72	0
5. Donnie Jones	2017	67	3,033	45.27	40.6	21	61	1

ALL-TIME LEADING PUNTERS, NET AVERAGE (min. 100 punts)

Player	Years	Punts	Yards	Gross	Net	In20	Lg	Blk
1. Donnie Jones	2013-2017 (5)	374	16,971	45.37	40.5	138	72	4
2. Sav Rocca	2007-2010 (4)	299	12,817	42.87	37.6	102	65	1
3. Dirk Johnson	2003-2006(4)	268	11,180	41.72	36.0	79	62	0
4. Sean Landeta	1999-2002, 2005 (5)	376	16,092	42.80	35.9	96	64	1
5. Jeff Feagles	1990-1993(3)	324	13,448	41.51	35.4	106	77	3

BEST NET PUNTING AVERAGE, SEASON (min. 40 punts)

Name	Year	Punts	Yards	Gross	Net	In20	Lg	Blk
1. Donnie Jones	2015	86	4,038	47.0	41.6	29	64	2
2. Donnie Jones	2016	63	2,888	45.8	40.7	21	72	0
3. Donnie Jones	2017	67	3,033	45.3	40.6	21	61	1
4. Donnie Jones	2013	82	3,681	44.9	40.5	33	70	1
5. Sav Rocca	2010	73	3,195	43.8	39.0	28	63	0

Note: net average became an official stat in 1976

MOST PUNTS, Career

PLAYER	PUNTS
1. Adrian Burk	393
2. Sean Landeta	376
3. Tom Hutton	349
4. John Teltschik	345
5. Max Runager	332

MOST PUNTS INSIDE 20, Career

PLAYER	IN20
1. Donnie Jones	138
2. Jeff Feagles	106
3. Sav Rocca	102
4. Sean Landeta	96
5. Dirk Johnson	79

Inside-the-20 became official stat in 1976

MOST PUNTS, Season

PLAYER (YEAR)	PUNTS
1. John Teltschik (1986)	108
2. Sean Landeta (1999)	107
3. Tom Hutton (1998)	104
4. John Teltschik (1988)	98
5. Sean Landeta (2001)	97

MOST PUNTS INSIDE 20, Season

PLAYER (YEAR)	IN20
1. Donnie Jones (2014)	34
2. Donnie Jones (2013)	33
3. Jeff Feagles (1993)	31
4. Donnie Jones (2015)	29
Jeff Feagles (1991)	29

Inside-the-20 became official stat in 1976

Led NFL

Led Conference

TOP SINGLE-GAME PUNTING PERFORMANCES

LONGEST PUNT

PLAYER	GAME	YARDS
1. Randall Cunningham	12/3/1989 at Giants	91
2. Joe Muha	10/10/1948 vs. Giants	82
3. Randall Cunningham	10/16/1994 at Cowboys	80
King Hill	11/11/1962 vs. Packers	80
5. Jeff Feagles	9/15/1991 at Cowboys	77

MOST PUNTS, Game

PLAYER	GAME	PUNTS
1. John Teltschik	12/6/1987 at NY Giants	15
2. Adrian Burk	12/12/1954 vs. Giants	12
Adrian Burk	11/2/1952 at Packers	12
Len Barnum	10/4/1942 vs. Redskins	12
Emmett Mortell	10/10/1937 at Redskins	12

BEST GROSS PUNTING AVERAGE, Game (min. 4 punts)

PLAYER	GAME	AVG.
1. Mat McBriar	10/14/2012 vs. Lions	56.6
2. Cameron Johnston	9/16/18 at Buccaneers	56.0
3. Chas Henry	9/9/2012 at Browns	55.0
4. Donnie Jones	10/19/2015 vs. Giants	54.3
5. Donnie Jones	9/15/2014 at Colts	53.8

BEST NET PUNTING AVERAGE, Game (min. 4 punts, since 1976)

PLAYER	GAME	AVG.
1. Donnie Jones	11/17/2013 vs. Redskins	50.7
2. Donnie Jones	10/19/2015 vs. Giants	49.0
Sean Landeta	9/23/2001 at Seahawks	49.0
4. Jeff Feagles	10/5/1992 vs. Cowboys	48.8
5. Donnie Jones	12/22/2016 vs. Giants	47.8

ALL-TIME PUNT RETURNS



ALL-TIME LEADING PUNT RETURNERS (min. 20 returns)

Player	Years	PR	FC	Yds	Avg	Lg	TDs
1. Ernie Steele	1942-48 (6)	44	NA	737	16.75	80t	1
2. Steve Van Buren	1944-51 (8)	34	NA	473	13.91	55t	2
3. Pat McHugh	1947-51 (5)	31	NA	402	12.97	69t	1
4. Brian Westbrook	2002-09 (8)	39	21	498	12.77	84t	2
5. Darren Sproles	2014-18 (5)	98	53	1,215	12.40	89t	4
6. Brian Mitchell	2000-02 (3)	117	66	1,369	11.70	76t	2
7. Frank Reagan	1949-51 (3)	27	NA	304	11.26	42	1
8. Bosh Pritchard	1942, 1947-51 (6)	91	NA	975	10.71	55t	1
9. Vai Sikahema	1992-93 (2)	73	30	778	10.66	87t	1
10. Larry Marshall	1974-77 (4)	104	16	1,086	10.44	48	0

BEST PUNT RETURN AVERAGE, SEASON (min. 15 returns)

Player	Year	PR	FC	Yds	Avg	Lg	TDs
1. Steve Van Buren	1944	15	NA	230	15.33	55	1
2. Brian Westbrook	2003	20	16	306	15.30	84t	2
3. DeSean Jackson	2009	29	15	441	15.21	85t	2
4. Alvin Haymond	1968	15	6	201	13.40	54t	1
5. Darren Sproles	2016	17	13	224	13.18	66	0
6. Darren Sproles	2014	39	16	506	12.97	82t	2
7. Reno Mahe	2005	21	9	269	12.81	44	0
8. Frank Reagan	1949	21	NA	266	12.67	42	1
9. Kelvin Martin	1995	17	10	214	12.59	38	0
10. Vai Sikahema	1992	40	10	503	12.58	87t	1
11. Brian Mitchell	2002	46	11	567	12.32	76t	1

Led NFL

Led Conference

TOP SINGLE-GAME PUNT RETURN PERFORMANCES

MOST PUNT RETURN YARDS, Game

PLAYER	GAME	YARDS
1. Alvin Haymond	10/6/1968 at Redskins	140
2. Darren Sproles	12/6/2015 at Patriots	115
3. Vai Sikahema	11/22/1992 at NY Giants	111
4. Kenjon Barner	10/8/2017 vs. Cardinals	110
5. Reno Mahe	12/5/2005 vs. Seahawks	108

MOST PUNT RETURNS, Game

PLAYER	GAME	PR
1. Larry Marshall	9/18/1977 vs. Buccaneers	9
2. DeSean Jackson	9/7/2008 vs. Rams	8
Evan Cooper	10/26/1986 vs. Chargers	8
Vai Sikahema	12/13/1992 at Seahawks	8
5. (7 times) last by Reno Mahe	12/5/2005 vs. Seahawks	7

BEST PUNT RETURN AVERAGE, Game (min. 3 punt returns)

PLAYER	GAME	AVG.
1. Kenjon Barner	10/8/2017 vs. Cardinals	36.7
2. Brian Mitchell	11/25/2002 at 49ers	33.0
3. Darren Sproles	9/27/2015 at NY Jets	29.7
4. Darren Sproles	9/18/2014 at 49ers	28.7
5. Darren Sproles	11/10/2014 vs. Panthers	28.3
Clyde Scott	10/30/1949 at Steelers	28.3

MOST PUNT RETURNS, Career

PLAYER	RETURNS
1. Wally Henry	148
2. DeSean Jackson	131
3. Brian Mitchell	117
John Sciarra	117
5. Bill Bradley	111

MOST PUNT RETURN YARDS, Career

PLAYER	YARDS
1. Brian Mitchell	1,369
2. DeSean Jackson	1,294
3. Wally Henry	1,231
4. Darren Sproles	1,215
5. Larry Marshall	1,086

MOST PUNT RETURN TDs, Career

PLAYER	TDs
1. Darren Sproles	4
DeSean Jackson	4
3. Brian Westbrook	2
Brian Mitchell	2
Steve Van Buren	2

MOST PUNT RETURNS, Season

PLAYER (YEAR)	RETURNS
1. Wally Henry (1981)	54
2. Rod Harris (1991)	53
3. DeSean Jackson (2008)	50
4. Brian Mitchell (2002)	46
Larry Marshall (1977)	46

MOST PUNT RETURN YARDS, Season

PLAYER (YEAR)	YARDS
1. Brian Mitchell (2002)	567
2. Darren Sproles (2014)	506
3. Vai Sikahema (1992)	503
4. Larry Marshall (1977)	489
5. Brian Mitchell (2001)	467

MOST PUNT RETURN TDs, Season

PLAYER (YEAR)	TDs
1. Darren Sproles (2015)	2
Darren Sproles (2014)	2
DeSean Jackson (2009)	2
Brian Westbrook (2003)	2

LONGEST PUNT RETURNS

PLAYER (GAME)	YARDS
1. Damaris Johnson (12/2/2012 at Cowboys)	98t
2. Darren Sproles (9/27/2015 at Jets)	89t
3. Vai Sikahema (11/22/1992 at Giants)	87t
4. DeSean Jackson (9/13/2009 at Panthers)	85t
5. Brian Westbrook (10/19/2003 at Giants)	84t
6. Darren Sproles (12/6/2015 at Patriots)	83t
7. Darren Sproles (9/28/2014 at 49ers)	82t
8. Brian Westbrook (12/21/2003 vs. 49ers)	81t
Tommy McDonald (10/4/1959 vs. Giants)	81t
10. Ernie Steele (10/25/1942 at Bears)	(lateral) 80t

ALL-TIME KICKOFF RETURNS



ALL-TIME LEADING KICKOFF RETURNERS (min. 25 returns)

Player	Years	KOR	Yds	Avg	Lg	TDs
1. Josh Huff	2014-16 (3)	42	1,165	27.74	107t	2
2. Steve Van Buren	1944-51 (8)	76	2,030	26.71	98t	3
3. Irv Cross	1961-69 (6)	28	745	26.61	74	0
4. Timmy Brown	1960-67 (8)	169	4,483	26.53	105t	5
5. Al Nelson	1965-73 (9)	101	2,625	25.99	78	0
6. Wilbert Montgomery	1977-84 (8)	32	814	25.44	99t	1
7. Quintin Demps	2008-09 (2)	58	1,469	25.33	100t	1
8. Brian Mitchell	2000-02 (3)	131	3,311	25.27	94t	2
9. Allen Rossum	1998-99 (2)	98	2,427	24.77	89t	1
10. Billy Walik	1970-72 (3)	67	1,640	24.48	82	0
11. Alvin Haymond	1968 (1)	28	677	24.18	98t	1

BEST KICKOFF RETURN AVERAGE, SEASON (min. 1.25 ret/gm)

Player	Years	KOR	Yds	Avg	Lg	TDs
1. Al Nelson	1972	25	728	29.12	78	0
2. Steve Van Buren	1945	13	373	28.69	98t	1
3. Timmy Brown	1963	33	945	28.64	100t	1
4. Timmy Brown	1966	20	562	28.10	93t	2
5. Timmy Brown	1961	29	811	27.97	105t	1
6. Timmy Brown	1962	30	831	27.70	99t	1
7. Hershel Walker	1994	21	581	27.67	94t	1
8. Don Stevens	1952	16	433	27.06	51	0
9. Brian Mitchell	2002	43	1,162	27.02	57	0
10. Wilbert Montgomery	1977	23	619	26.91	99t	1

Led NFL

Led Conference

TOP SINGLE-GAME KICKOFF RETURN PERFORMANCES

MOST KICKOFF RETURN YARDS, Game

PLAYER	GAME	YARDS
1. Derrick Witherspoon	11/24/1996 at Ari. Cardinals	253
2. Timmy Brown	11/6/1966 vs. Cowboys	247
3. Allen Rossum	11/14/1999 vs. Redskins	222
4. Quintin Demps	11/9/2008 vs. Giants	220
5. Duce Staley	11/30/1997 vs. Bengals	195

MOST KICKOFF RETURNS, Game

PLAYER	GAME	KOR
1. Quintin Demps	11/9/2008 vs. Giants	8
Allen Rossum	11/21/1999 vs. Colts	8
Derrick Witherspoon	11/24/1996 at Ari. Cardinals	8
4. (5 times) last by Ellis Hobbs	9/20/2009 vs. Saints	7

BEST KICKOFF RETURN AVERAGE, Game (min. 3 kickoff returns)

PLAYER	GAME	AVG
1. Timmy Brown	9/22/1963 vs. Cardinals	59.0
2. Alvin Haymond	9/22/1968 vs. NY Giants	51.0
3. Timmy Brown	11/6/1966 vs. Cowboys	49.4
4. Derrick Witherspoon	9/22/1996 at Falcons	48.0
5. Allen Rossum	11/14/1999 vs. Redskins	44.4

MOST KICKOFF RETURNS FOR A TD, Game

PLAYER	GAME	TDs
1. Timmy Brown	11/6/1966, 93 & 90 yards vs. Cowboys	2*

* NFL Record

MOST KICKOFF RETURNS, Career

PLAYER	RETURNS
1. Timmy Brown	169
2. Brian Mitchell	131
3. Al Nelson	101
4. Allen Rossum	98
5. Larry Marshall	88

MOST KICKOFF RETURN YARDS, Career

PLAYER	YARDS
1. Timmy Brown	4,483
2. Brian Mitchell	3,311
3. Al Nelson	2,625
4. Allen Rossum	2,427
5. Larry Marshall	2,075

MOST KICKOFF RETURN TDs, Career

PLAYER	TDs
1. Timmy Brown	5
2. Derrick Witherspoon	3
Steve Van Buren	3
4. Josh Huff	2
Brian Mitchell	2

MOST KICKOFF RETURNS, Season

PLAYER (YEAR)	RETURNS
1. Allen Rossum (1999)	54
2. Derrick Witherspoon (1996)	53
3. Quintin Demps (2008)	52
4. Herman Hunter (1985)	48
5. Brian Mitchell (2000)	47
Duce Staley (1997)	47

MOST KICKOFF RETURN YARDS, Season

PLAYER (YEAR)	YARDS
1. Allen Rossum (1999)	1,347
2. Quintin Demps (2008)	1,314
3. Derrick Witherspoon (1996)	1,271
4. Brian Mitchell (2002)	1,162
5. Duce Staley (1997)	1,139

MOST KICKOFF RETURN TDs, Season

PLAYER (YEAR)	TDs
1. Derrick Witherspoon (1996)	2

LONGEST KICKOFF RETURNS

PLAYER (GAME)	YARDS
1. Josh Huff (11/23/2014 vs. Titans)	107t
2. Timmy Brown (9/17/1961 vs. Browns)	105t
3. Russ Craft (10/7/1950 vs. LA Rams)	103t
4. Chris Polk (9/21/2014 vs. Redskins)	102t
5. Quintin Demps (11/23/2008 at Ravens)	100t
Timmy Brown (9/22/1963 vs. StL. Cardinals)	100t
Dave Smukler (11/13/1938 at Brooklyn Dodgers)	100t



STARTING QUARTERBACK RECORDS

Year Quarterbacks (Record as a starter)

1956	Bobby Thomason (3-5-1), Adrian Burk (0-3)
1957	Thomason (2-5), Sonny Jurgensen (2-3)
1958	Norm Van Brocklin (2-9-1)
1959	Van Brocklin (7-5)
1960	Van Brocklin (10-2)
1961	Jurgensen (10-4)
1962	Jurgensen (3-9-1), King Hill (0-1)
1963	Jurgensen (2-6-1), Hill (0-4-1)
1964	Norm Snead (4-6), Hill (1-1), Jack Concannon (1-1)
1965	Snead (4-5), Hill (1-4)
1966	Snead (5-5), Hill (2-0), Concannon (2-0)
1967	Snead (6-7-1)
1968	Snead (2-9), Hill (0-2), John Huarte (0-1)
1969	Snead (4-8-1), George Mira (0-1)
1970	Snead (3-9-1), Rick Arrington (0-1)
1971	Pete Liske (5-5), Arrington (1-2-1)
1972	John Reaves (0-7), Liske (2-4-1)
1973	Roman Gabriel (5-8-1)
1974	Gabriel (4-7), Mike Boryla (3-0)
1975	Gabriel (2-7), Boryla (2-3)
1976	Boryla (3-7), Gabriel (1-3)
1977	Ron Jaworski (5-9)
1978	Jaworski (9-7)
1979	Jaworski (11-5)
1980	Jaworski (12-4)
1981	Jaworski (10-6)
1982	Jaworski (3-6)
1983	Jaworski (5-11)
1984	Jaworski (5-7-1), Joe Pisarcik (1-2)
1985	Jaworski (6-6), Randall Cunningham (1-3)
1986	Jaworski (3-6), Cunningham (1-3-1), Matt Cavanaugh (1-1)
1987	Cunningham (7-5), Scott Tinsley (0-3)
1988	Cunningham (10-6)
1989	Cunningham (11-5)
1990	Cunningham (10-6)
1991	Jim McMahon (8-3), Cunningham (1-0), Jeff Kemp (1-1), Brad Goebel (0-2)
1992	Cunningham (10-5), McMahon (1-0)
1993	Bubby Brister (4-4), Cunningham (4-0), Ken O'Brien (0-4)
1994	Cunningham (7-7), Brister (0-2)
1995	Rodney Peete (9-3), Cunningham (1-3)
1996	Ty Detmer (7-4), Peete (3-2)
1997	T. Detmer (2-5), Bobby Hoying (2-3-1), Peete (2-1)
1998	Hoying (1-6), Koy Detmer (1-4), Peete (1-3)
1999	Doug Pederson (2-7), Donovan McNabb (2-4), K. Detmer (1-0)
2000	McNabb (11-5)
2001	McNabb (11-5)
2002	McNabb (7-3), A.J. Feeley (4-1), K. Detmer (1-0)
2003	McNabb (12-4)
2004	McNabb (13-2), K. Detmer (0-1)
2005	McNabb (4-5), Mike McMahon (2-5)
2006	McNabb (5-5), Jeff Garcia (5-1)
2007	McNabb (8-6), Feeley (0-2)
2008	McNabb (9-6-1)
2009	McNabb (10-4), Kevin Kolb (1-1)
2010	Vick (8-3), Kolb (2-3)
2011	Vick (7-6), Vince Young (1-2)

2012 Vick (3-7), Nick Foles (1-5)

2013 Vick (2-4), Foles (8-2)

2014 Foles (6-2), Mark Sanchez (4-4)

2015 Sam Bradford (7-7), Sanchez (0-2)

2016 Carson Wentz (7-9)

2017 Wentz (11-2), Foles (2-1)

2018 Foles (1-1)

NFL RECORDS HELD BY AN EAGLE

Most Touchdown Passes, Game

7 Nick Foles (11/3/2013 at Raiders) and Adrian Burk (10/17/1954 at Redskins); tied with Sid Luckman, Bears (1943); George Blanda, Hou. Oilers (1961); Y.A. Tittle, Giants (1962); Joe Kapp, Vikings (1969); Peyton Manning, Broncos (2013) and Drew Brees, Saints (2015)

Longest Touchdown Pass

99 Ron Jaworski to Mike Quick, (11/10/1985 vs. Falcons) (OT); tied with many others

Most Interception Returns for TDs, Season

4 Eric Allen, 1993; tied with Jim Kearney, Chiefs (1972) and Ken Houston, Oilers (1971)

Most Interceptions, Game

4 Russ Craft (9/24/1950 at Cardinals); tied with 17 others

Most Kickoff Return TDs, Game

2 Timmy Brown (11/6/1966 vs. Cowboys), 93 and 90 yards; tied with Travis Williams, Packers (1967); Ron Brown, LA Rams (1985); Tyrone Hughes, Saints (1994); Chad Morton, Jets (2002); Devin Hester, Bears (2006); Andre Davis, Texans (2007); and Josh Cribbs, Browns (2009)

Most 50-Plus-Yard Touchdowns, Season

8 DeSean Jackson (2009); tied with Elroy "Crazy Legs" Hirsch, LA Rams (1951) and Devin Hester, Bears (2007)

ALL-TIME ROOKIE RECORDS



PASSING

MOST ATTEMPTS, Season

1. Carson Wentz, 2016	607
2. Nick Foles, 2012	265
3. John Reaves, 1972	224
4. Donovan McNabb, 1999	216
5. Davey O'Brien, 1939	201
6. Mike Boryla, 1974	102
7. Foster Watkins, 1940	85
8. Randall Cunningham, 1985	81
9. Rick Arrington, 1970	73
Red Kirkman, 1933	73

MOST COMPLETIONS, Season

1. Carson Wentz, 2016	379
2. Nick Foles, 2012	161
3. John Reaves, 1972	108
4. Donovan McNabb, 1999	106
5. Davey O'Brien, 1939	99
6. Mike Boryla, 1974	60
7. Rick Arrington, 1970	37
8. Randall Cunningham, 1985	34
9. Sonny Jurgensen, 1957	33
10. Matt Barkley, 2013	30
Brad Goebel, 1991	30

MOST YARDS, Season

1. Carson Wentz, 2016	3,782
2. Nick Foles, 2012	1,699
3. John Reaves, 1972	1,508
4. Davey O'Brien, 1939	1,324
5. Donovan McNabb, 1999	948
6. Mike Boryla, 1974	580
7. Foster Watkins, 1940	565
8. Randall Cunningham, 1985	548
9. Sonny Jurgensen, 1957	470
10. Red Kirkman, 1933	354

MOST TD PASSES, Season

1. Carson Wentz, 2016	16
2. Donovan McNabb, 1999	8
3. John Reaves, 1972	7
4. Nick Foles, 2012	6
Davey O'Brien, 1939	6
6. Mike Boryla, 1974	5
Sonny Jurgensen, 1957	5

BEST COMP. PCT., SEASON (min. 75 atts.)

1. Carson Wentz, 2016	62.4
2. Nick Foles, 2012	60.8
3. Mike Boryla, 1974	58.8
4. Davey O'Brien, 1939	49.3
5. Donovan McNabb, 1999	49.1

BEST QB RATING, SEASON (min. 75 atts.)

1. Carson Wentz, 2016	79.3
2. Nick Foles, 2012	79.1
3. Mike Boryla, 1974	78.9
4. Donovan McNabb, 1999	60.1
5. John Reaves, 1972	58.4

RUSHING

MOST ATTEMPTS, Season

1. Po James (FB), 1972	182
2. Keith Byars (FB), 1986	177
3. Lee Bougess (FB), 1970	159
4. LeSean McCoy, 2009	155
5. Billy Barnes, 1957	143
6. James Joseph, 1991	135
7. Correll Buckhalter, 2001	129
8. Clarence Peaks, 1957	125
9. Mike Hogan, 1976	123
10. Leroy Keys, 1969	121

MOST YARDS, Season

1. LeSean McCoy, 2009	637
2. Correll Buckhalter, 2001	586
3. Keith Byars (FB), 1986	577
4. Po James (FB), 1972	565
5. Bryce Brown, 2012	564
6. Mike Hogan (FB), 1976	561
7. Billy Barnes, 1957	529
8. Clarence Peaks, 1957	495
9. Steve Van Buren, 1944	444
10. James Joseph, 1991	440

MOST TOUCHDOWNS, Season

1. Steve Van Buren, 1944	5
Don Johnson, 1953	5
3. Corey Clement	4
Bryce Brown, 2012	4
LeSean McCoy, 2009	4
Ken Keller, 1956	4
Mel Bleeker, 1944	4
Jim Castiglia (FB), 1941	4
9. Ryan Moats, 2005	3
Charlie Garner, 1994	3
Vaughn Hebron, 1993	3
Many others	3

RECEIVING

MOST RECEPTIONS, Season

1. Keith Jackson (TE), 1988	81
2. Jordan Matthews, 2014	67
3. DeSean Jackson, 2008	62
4. Don Looney (E), 1940	58
5. Jeremy Maclin, 2009	56
6. Charle Young (TE), 1973	55
7. Lee Bougess (RB), 1970	50
8. Reggie Brown, 2005	43
9. Victor Bailey, 1993	41
Junior Tautalasati (RB), 1986	41

MOST YARDS, Season

1. DeSean Jackson, 2008	912
2. Jordan Matthews, 2014	872
3. Keith Jackson (TE), 1988	869
4. Charle Young (TE), 1973	854
5. Jeremy Maclin, 2009	773
6. Fred Barnett, 1990	721
7. Don Looney (E), 1940	707

8. Calvin Williams, 1990	602
9. Reggie Brown, 2005	571
10. Victor Bailey, 1993	545

RECEIVING (Cont.)

MOST TOUCHDOWNS, Season

1. Calvin Williams, 1990	9
2. Jordan Matthews, 2014	8
Fred Barnett, 1990	8
Bobby Walston (E), 1951	8
5. Pete Pihos (E), 1947	7
6. Keith Jackson (TE), 1988	6
Charle Young (TE), 1973	6
8. Hal Giancanelli (B), 1953	5
9. Zach Ertz (TE), 2013	4
Jeremy Maclin (WR), 2009	4
Many others	4

TOTAL OFFENSE

MOST SCRIMMAGE YARDS, Season

1. DeSean Jackson (WR), 2008	1,008
2. LeSean McCoy (RB), 2009	945
3. Charle Young (TE), 1973	878
4. Jordan Matthews (WR), 2014	872
5. Keith Jackson (TE), 1988	869
6. Lee Bougess (RB), 1970	802
7. Jeremy Maclin (WR), 2009	766
8. Billy Barnes (RB), 1957	741
9. Fred Barnett (WR), 1990	734
10. Po James (FB), 1972	721

MOST TOUCHDOWNS, Season

1. Calvin Williams (WR), 1990	9
2. Jordan Matthews (WR), 2014	8
Fred Barnett (WR), 1990	8
Bobby Walston (E), 1951	8
Pete Pihos (E), 1947	8
Mel Bleeker (RB), 1944	8
7. Charle Young (TE), 1973	7
Don Johnson (RB), 1953	7
Steve Van Buren (RB), 1944	7
10. Corey Clement (RB), 2017	6
Keith Jackson (TE), 1988	6
Hal Giancanelli (B), 1953	6

ALL-TIME ROOKIE RECORDS



SACKS (since 1982)

MOST SACKS, Season

1. Corey Simon (DT), 2000	9.5
2. Derrick Burgess (DE), 2001	6.0
3. Fletcher Cox (DT), 2012	5.5
Mike Mamula (DE), 1995	5.5
5. Derek Barnett (DE), 2017	5.0
Trent Cole (DE), 2005	5.0
7. Jerome Brown (DT), 1987	4.0
8. Mike Patterson (DT), 2005	3.5
9. Brandon Graham (DE), 2016	3.0
10. Destiny Vaeao (DT), 2016	2.0
Five others	2.0

INTERCEPTIONS (since 1940)

MOST INTERCEPTIONS, Season

1. Tom Brookshier (DB), 1953	8
Bibbles Bawel (B), 1952	8
3. Herman Edwards (DB), 1977	6
4. Eric Allen (DB), 1988	5
Randy Logan (S), 1973	5
Jerry Norton (DB), 1954	5
Steve Van Buren (B), 1944	5
8. Roynell Young (CB), 1980	4
Brenard Wilson (S), 1979	4
10. Nate Allen (S), 2010, others with	3

PUNT RETURNS

MOST PUNT RETURNS, Season

1. DeSean Jackson, 2008	50
2. Evan Cooper, 1984	40
3. Bibbles Bawel, 1952	34
4. Bill Bradley, 1969	28
5. Damaris Johnson, 2012	26
Tommy McDonald, 1957	26
7. Allen Rossum, 1998	22
8. Jerry Norton, 1954	21
9. Bobby Morse, 1987	20
Billy Walik, 1970	20

MOST PUNT RETURN YARDS, Season

1. DeSean Jackson, 2008	440
2. Damaris Johnson, 2012	291
3. Bibbles Bawel, 1952	261
4. Evan Cooper, 1984	250
5. Steve Van Buren, 1944	230
6. Dexter Wynn, 2004	194
7. Allen Rossum, 1998	187
8. Ernie Steele, 1942	184
9. Bill Bradley, 1969	181
10. Don Stevens, 1952	172

BEST PUNT RETURN AVERAGE, Season

1. Pat McHugh, 1947, 10 returns	15.69
2. Steve Van Buren, 1944, 15	15.33
3. Damaris Johnson, 2012, 22	11.19
4. Dexter Wynn, 2004, 18	10.78
5. Don Stevens, 1952, 16	10.75
6. Jorrick Calvin, 2010, 12	10.42
7. Ken Keller, 1956, 15	9.73
Bosh Pritchard, 1942, 11	9.73
9. DeSean Jackson, 2008, 50	8.80
10. Allen Rossum, 1998, 22	8.50
11. Art Powell, 1959, 15	8.27
minimum 10 returns, since 1941	

KICKOFF RETURNS

MOST KICKOFF RETURNS, Season

1. Quintin Demps, 2008	52
2. Herman Hunter, 1985	48
3. Duce Staley, 1997	47
4. Brandon Boykin, 2012	45
5. Allen Rossum, 1998	44
6. J.R. Reed, 2004	33
7. Jorrick Calvin, 2010	32
Billy Walik, 1970	32
9. Dion Lewis, 2011	31
10. Ted Dean, 1960	26
Al Nelson, 1965	26

MOST KICKOFF RETURN YARDS, Season

1. Quintin Demps, 2008	1,314
2. Duce Staley, 1997	1,139
3. Allen Rossum, 1998	1,080
4. Herman Hunter, 1985	1,047
5. Brandon Boykin, 2012	1,037
6. Billy Walik, 1970	805
7. J.R. Reed, 2004	761
8. Jorrick Calvin, 2010	692
9. Al Nelson, 1965	683
10. Dion Lewis, 2011	669

BEST KICKOFF RETURN AVG, Season

1. Josh Huff, 2014, 14 returns	29.64
2. Tommy McDonald, 1957, 11	27.64
3. Israel Lang, 1964, 13	27.08
4. Art Powell, 1959, 14	27.07
5. Don Stevens, 1952, 16	27.06
6. Wilbert Montgomery, 1977, 23	26.91
7. Al Nelson, 1965, 26	26.27
8. Quintin Demps, 2008, 52	25.27
9. Billy Walik, 1970, 32	25.16
10. Allen Rossum, 1998, 44	24.55
minimum 10 returns, since 1941	

KICKING

MOST FIELD GOALS MADE, Season

1. Cody Parkey, 2014	32
2. Paul McFadden, 1984	30
3. Jake Elliott, 2017	26
4. Alex Henery, 2011	24
5. Tony Franklin, 1979	23

MOST FIELD GOAL ATTEMPTS, Season

1. Paul McFadden, 1984	37
2. Cody Parkey, 2014	36
3. Jake Elliott, 2017	31
Tony Franklin, 1979	31
5. Alex Henery, 2011	27

BEST FIELD GOAL PERCENTAGE, Season

1. Cody Parkey, 2014, 32-36	88.9
Alex Henery, 2011, 24-27	88.9
3. Jake Elliott, 2017, 26-31	83.7
4. Paul McFadden, 1984, 30-37	81.1
5. Tony Franklin, 1979, 23-31	74.2

MOST KICKING POINTS, Season

1. Cody Parkey, 2014	150
2. Alex Henery, 2011	118
3. Paul McFadden, 1984	116
4. Jake Elliott, 2017	110
5. Tony Franklin, 1979	105

PUNTING

MOST PUNTS, Season

1. John Teltschik, 1986	108
2. Tom Hutton, 1995	85
3. Merritt Kersey, 1974	82
4. Max Runager, 1979	74
Bill Bradley, 1969	74

MOST PUNTING YARDS, Season

1. John Teltschik, 1986	4,493
2. Tom Hutton, 1995	3,682
3. Sav Rocca, 2007	3,066
4. Merritt Kersey, 1974	2,959
5. Bill Bradley, 1969	2,942

BEST GROSS PUNTING AVERAGE, Season

1. Tom Hutton, 1995, 85	43.32
2. Chas Henry, 2011, 66	42.88
3. Sav Rocca, 2007, 73	42.00
4. John Teltschik, 1986, 108	41.60
5. Bill Bradley, 1969, 74	39.76



100-YARD RUSHING PERFORMANCES, ROOKIES

PLAYER (GAME)	DATE	YDS (ATT-LG-TD)
1. Bryce Brown vs. Panthers (L)	11/26/2012	178 (19-65t-2)
2. Bryce Brown at Cowboys (L)	12/2/2012	169 (24-39-2)
3. Correll Buckhalter vs. Cardinals (L)	10/7/2001	134 (21-37-0)
4. Steve Van Buren at Bk. Tigers (W)	11/5/1944	129 (12-70t-2)
5. Keith Byars vs. StL Cardinals (T) OT	12/7/1986	127 (24-32-0)
6. Charlie Garner vs. Redskins (W)	10/9/1994	122 (28-12-0)
7. Don Johnson at Giants (L)	11/29/1953	121 (13-63t-1)
8. Ryan Moats vs. Giants (L) OT	12/11/2005	114 (11-40t-2)
9. Charlie Garner at 49ers (W)	10/2/1994	111 (16-28t-2)
10. Toy Ledbetter at Bal. Colts (W)	10/15/1950	107 (23-14-1)
11. Mike Hogan vs. Seahawks (W)	12/12/1976	104 (19-18-0)
Bosh Pritchard at Bk. Dodgers (W)	11/15/1942	104 (14-26-0)
13. Wilbert Montgomery vs. Jets (W)	12/18/1977	103 (22-27-2)
14. Mike Hogan vs. Redskins (L) OT	9/27/1976	100 (22-32-0)
Don Johnson vs. Bal.Colts (W)	11/15/1953	100 (11-66t-2)

100-YARD RECEIVING PERFORMANCES, ROOKIES

PLAYER (GAME)	DATE	YDS (REC, TD)
1. Don Looney at Redskins (L)	12/1/1940	180 (14, 0)
2. Hank Baskett vs. Falcons (W)	12/31/2006	177 (7, 1)
3. Jeremy Maclin at Cowboys (L)	1/9/2010 - NFC-WC	146 (7,1)
4. Jeremy Maclin vs. Buccaneers (W)	10/11/2009	142 (6,2)
Keith Jackson at Bears (L)	12/31/1988 - NFC-D	142 (7,0)
6. Jordan Matthews vs. Panthers (W)	11/10/2014	138 (7, 2)
7. Don Looney at Cle. Rams (L)	9/22/1940	129 (8, 2)
8. Clyde Scott at Redskins (W)	11/13/1949	127 (4,1)
9. Herman Hunter vs. LA Rams (W)	10/13/1985	120 (6,1)
10. Fred Meyer at Redskins (L)	11/1/1942	119 (4, 0)
11. Bobby Walston at Giants (L)	10/21/1951	118 (6, 2)
12. Don Looney at Packers (L)	9/15/1940	115 (8, 1)
13. Fred Barnett vs. Vikings (W)	10/15/1990	114 (4, 1)
14. Charle Young (TE) at Cowboys (L)	11/18/1973	113 (4, 1)
15. Hank Baskett vs. Cowboys (W)	10/8/2006	112 (3, 1)
Fred Barnett at Bills (L)	12/2/1990	112 (2, 1)
Charle Young (TE) at 49ers (L)	12/2/1973	112 (6, 1)
18. DeSean Jackson at Cowboys (L)	9/15/2008	110 (6, 0)
19. Fred Barnett vs. Packers (W)	12/16/1990	108 (5, 0)
Charle Young (TE) vs. Patriots (W)	11/4/1973	108 (8, 2)
Pete Pihos vs. Packers (W)	12/14/1947	108 (4, 1)
22. Jordan Matthews at Packers (L)	11/16/2014	107 (5, 1)
23. DeSean Jackson vs. Rams (W)	9/7/2008	106 (6, 0)
24. Jordan Matthews at Giants (W)	12/28/2014	105 (8, 1)
25. Charle Young (TE) at Redskins (L)	12/16/1973	104 (5, 1)
26. Corey Clement vs. Patriots (W)	2/4/2018 - SB LII	100 (4,1)

LONGEST RUSHING TDs, ROOKIES

PLAYER (GAME)	YARDS
1. Herman Hunter (11/24/1985 at Cowboys).....	74t
2. John Brewer (10/4/1952 vs. Giants)	71t
3. Steve Van Buren (11/5/1944 at Brooklyn Tigers).....	70t
John Kusko (11/22/1936 vs. Bears).....	70t
5. LeSean McCoy (11/1/2009 vs. Giants).....	66t
Don Johnson (11/15/1953 vs. Baltimore Colts)	66t
7. Bryce Brown (12/26/2012 vs. Panthers)	65t
8. Don Johnson (11/29/1953 at Giants)	63t
9. Ryan Moats (12/18/2005 at Rams).....	59t
10. Ken Keller (10/14/1956 at Steelers)	51t

LONGEST KICKOFF RETURNS, ROOKIES

PLAYER	DATE	YARDS
1. Josh Huff vs. Titans (W)	11/23/2014	107t
2. Quintin Demps at Ravens (L)	11/23/2008	100t
3. Wilbert Montgomery vs. Giants (W)	12/11/1977	99t
4. Steve Van Buren vs. Giants (T)	11/12/1944	97t
Bosh Pritchard at Redskins (L)	11/1/1942	97t
6. Art Powell vs. Giants (W)	10/4/1959	95
7. Andre Waters vs. Redskins (W)	11/18/1984	89t
8. Wendell Smallwood at Redskins (L)	10/16/2016	86t
9. Billy Walik at Packers (L)	10/25/1970	82
10. Jim Castiglia vs. Redskins (L)	10/19/1941	72

LONGEST PUNT RETURNS, ROOKIES

PLAYER	DATE	YARDS
1. Damaris Johnson at Cowboys (L)	12/2/2012	98t
2. Clyde Scott at Steelers (W)	10/30/1949	70t
3. Pat McHugh at Boston Yanks (L)	11/23/1947	69t
4. DeSean Jackson vs. Redskins (L)	10/5/2008	68t
5. Bob Shann vs. Lions (L)	12/19/1965	63t
6. Ernie Steele at NY Giants (L)	10/11/1942	62
7. DeSean Jackson vs. Rams (W)	9/7/2008	60
8. Art Powell vs. Steelers (W)	10/11/1959	58t
9. Don Stevens vs. Redskins (W)	11/9/1952	56t
10. Steve Van Buren vs. Boston Yanks (W)	10/22/1944	55t

TOP PASSING PERFORMANCES, ROOKIES

PLAYER (GAME)	YARDS
1. Nick Foles (12/9/2012 at Buccaneers)	381
2. Carson Wentz (11/6/2016 at Giants)	364
3. Nick Foles (12/23/2012 vs. Redskins).....	345
4. Carson Wentz (12/11/2016 vs. Redskins).....	314
5. Carson Wentz (12/4/2016 at Bengals)	308
6. Carson Wentz (9/25/2016 vs. Steelers)	301
7. Davey O'Brien (11/12/1939 vs. Packers).....	289
8. Carson Wentz (9/11/2016 vs. Browns) - first start	278

PLAYER (GAME)	COMPLETIONS
1. Carson Wentz (12/4/2016 at Bengals)	36
2. Carson Wentz (12/11/2016 vs. Redskins).....	32
Carson Wentz (10/30/2016 at Cowboys).....	32
Nick Foles (12/23/2012 vs. Redskins).....	32
Nick Foles (12/9/2012 at Buccaneers)	32

PLAYER (GAME)	TOUCHDOWNS
1. Donovan McNabb (1/2/2000 vs. StL Rams).....	3
Sonny Jurgensen (11/24/1957 vs. Redskins)	3
3. many times	2

LONGEST RECEIVING TDs, ROOKIES

PLAYER (GAME)	YARDS
1. Fred Barnett (12/2/1990 at Bills).....	95t
2. Hank Baskett (12/31/2006 vs. Falcons)	89t
3. Hank Baskett (10/8/2006 vs. Cowboys).....	87t
4. Kenny Jackson (10/21/1984 vs. NY Giants).....	83t
5. Charle Young (11/18/1973 at Cowboys)	80t
6. Mel Bleeker (10/22/1944 vs. Boston Yanks).....	75t
7. Glen Young (11/6/1983 vs. Cowboys).....	71t
8. Clyde Scott (11/13/1949 at Redskins)	70t

ALL-TIME 300-YARD PASSING GAMES



Date	Player/Opponent/Result	Att-Cmp-Yd-TD-INT			
9/16/18	Nick Foles at Buccaneers (L)	48-35-334-1-0	10/2/05	Donovan McNabb at Chiefs (W)	48-33-369-3-1
2/4/18	Nick Foles vs. Patriots (W)	43-28-373-3-1	9/25/05	Donovan McNabb vs. Raiders (W)	52-30-365-2-1
1/21/18	Nick Foles vs. Vikings (W)	33-26-352-3-0	9/18/05	Donovan McNabb vs. 49ers (W)	29-23-342-5-0
12/3/17	Carson Wentz at Seahawks (L)	45-29-348-1-1	2/6/05	<u>Donovan McNabb vs. Patriots (L)</u>	51-30-357-3-3
10/8/17	Carson Wentz vs. Cardinals (W)	30-21-304-4-1	12/5/04	Donovan McNabb vs. Packers (W)	43-32-464-5-0
9/17/17	Carson Wentz at Chiefs (L)	46-25-333-2-1	11/15/04	Donovan McNabb at Cowboys (W)	27-15-345-4-0
9/10/17	Carson Wentz at Redskins (W)	39-26-307-2-1	10/24/04	Donovan McNabb at Browns (W) OT	43-28-376-4-1
12/11/16	Carson Wentz* vs. Redskins (L)	46-32-314-1-1	9/26/04	Donovan McNabb at Lions (W)	42-29-356-2-0
12/4/16	Carson Wentz* at Bengals (L)	60-36-308-1-3	9/12/04	Donovan McNabb vs. Giants (W)	36-26-330-4-0
11/6/16	Carson Wentz* at Giants (L)	47-27-364-0-2	11/16/03	Donovan McNabb vs. Giants (W)	30-24-314-2-0
9/25/16	Carson Wentz* vs. Steelers (W)	31-23-301-2-0	11/2/03	Donovan McNabb at Falcons (W)	33-21-312-1-0
1/3/16	Sam Bradford at Giants (W)	38-30-320-2-1	9/9/01	Donovan McNabb vs. Rams (L)	48-32-312-2-1
12/26/15	Sam Bradford vs. Redskins (L)	56-37-380-1-0	12/10/00	Donovan McNabb at Browns (W)	36-23-390-4-0
12/20/15	Sam Bradford vs. Cardinals (L)	41-28-361-2-2	10/1/00	Donovan McNabb vs. Falcons (W)	44-30-311-2-1
10/11/15	Sam Bradford vs. Saints (W)	45-32-333-2-2	11/30/97	Bobby Hoyer vs. Bengals (W)	42-26-313-4-1
9/14/15	Sam Bradford at Falcons (L)	52-36-336-1-2	11/24/96	Ty Detmer at Cardinals (L)	38-21-322-0-1
12/20/14	Mark Sanchez at Redskins (L)	50-37-374-2-1	11/10/96	Ty Detmer vs. Bills (L)	44-26-315-2-1
11/23/14	Mark Sanchez vs. Titans (W)	43-30-307-1-2	10/27/96	Ty Detmer vs. Panthers (W)	38-23-342-1-1
11/16/14	Mark Sanchez at Packers (L)	44-26-346-2-2	12/24/94	Bubby Brister at Bengals (L)	37-26-325-1-0
11/10/14	Mark Sanchez vs. Panthers (W)	37-20-332-2-0	12/4/94	R. Cunningham vs. Cowboys (L)	46-29-327-2-1
10/26/14	Nick Foles at Cardinals (L)	62-36-411-2-2	10/24/94	R. Cunningham vs. Oilers (W)	24-13-310-2-1
9/21/14	Nick Foles vs. Redskins (W)	41-27-325-3-0	9/12/94	R. Cunningham vs. Bears (W)	36-24-311-3-0
9/15/14	Nick Foles at Colts (W)	37-21-331-1-1	9/4/94	R. Cunningham at Giants (L)	39-20-344-2-0
9/7/14	Nick Foles vs. Jaguars (W)	45-27-322-2-1	1/3/94	Bubby Brister at 49ers (W) OT	43-26-350-3-1
12/15/13	Nick Foles at Vikings (L)	48-30-428-3-1	9/19/93	R. Cunningham vs. Redskins (W)	39-25-360-3-2
11/3/13	Nick Foles at Raiders (W)	28-22-406-7-0	12/13/92	R. Cunningham at Seahawks (W) OT	44-27-365-0-1
9/15/13	Michael Vick vs. Chargers (L)	36-23-428-2-0	11/10/91	Jim McMahon at Browns (W)	43-26-341-3-1
12/23/12	Nick Foles* vs. Redskins (L)	48-32-345-1-1	12/18/89	R. Cunningham at Saints (L)	39-19-306-2-2
12/9/12	Nick Foles* at Buccaneers (W)	51-32-381-2-0	10/2/89	R. Cunningham at Bears (L)	62-32-401-1-4
10/14/12	Michael Vick vs. Lions (L)	46-28-311-2-2	9/17/89	R. Cunningham at Redskins (W)	46-34-447-5-1
9/16/12	Michael Vick vs. Ravens (W)	32-23-371-1-2	12/31/88	<u>R. Cunningham at Bears (L)</u>	54-27-407-0-3
9/9/12	Michael Vick at Browns (W)	56-29-317-2-4	11/6/88	R. Cunningham vs. Rams (W)	39-22-323-3-0
1/1/12	Michael Vick vs. Redskins (W)	39-24-335-3-1	10/10/88	R. Cunningham vs. Giants (W)	41-31-369-3-0
11/27/11	Vince Young vs. Patriots (L)	48-26-400-1-1	11/29/87	R. Cunningham at Patriots (W) OT	31-18-314-2-1
10/9/11	Michael Vick at Bills (L)	40-26-315-2-4	10/11/87	Scott Tinsley at Cowboys (L)	34-24-338-3-0
10/2/11	Michael Vick vs. 49ers (L)	46-30-416-2-1	12/15/85	Ron Jaworski at Chargers (L)	48-29-334-1-3
12/2/10	Michael Vick vs. Texans (W)	33-22-302-2-1	12/1/85	Ron Jaworski vs. Vikings (L)	42-23-320-2-1
11/28/10	Michael Vick at Bears (L)	44-29-333-2-1	11/3/85	Ron Jaworski at 49ers (L)	48-24-394-1-3
11/15/10	Michael Vick at Redskins (W)	28-20-333-4-0	10/20/85	Ron Jaworski vs. Cowboys (W)	35-22-380-1-0
10/17/10	Kevin Kolb vs. Falcons (W)	29-23-326-3-1	12/16/84	Joe Pisarcik at Falcons (L)	46-24-334-1-0
12/27/09	Donovan McNabb vs. Broncos (W)	35-20-322-3-1	10/28/84	Ron Jaworski vs. Cardinals (L)	38-22-340-2-3
12/20/09	Donovan McNabb vs. 49ers (W)	36-21-306-1-2	11/27/83	Ron Jaworski at Redskins (L)	36-19-333-3-1
11/15/09	Donovan McNabb at Chargers (L)	55-35-450-2-1	9/11/83	Ron Jaworski vs. Redskins (L)	37-24-326-1-2
9/27/09	Kevin Kolb vs. Chiefs (W)	34-24-327-2-0	9/19/82	Ron Jaworski at Browns (W)	41-25-334-2-1
9/20/09	Kevin Kolb vs. Saints (L)	51-31-391-2-3	9/12/82	Ron Jaworski vs. Redskins (L) OT	38-27-371-2-0
1/18/09	<u>Donovan McNabb at Cardinals (L)</u>	47-28-375-3-1	10/18/81	Ron Jaworski at Vikings (L)	44-29-330-2-2
1/4/09	<u>Donovan McNabb at Vikings (W)</u>	34-23-300-1-1	12/21/80	Ron Jaworski at Cowboys (L)	30-18-331-1-0
11/16/08	Donovan McNabb at Bengals (T) OT	58-28-339-1-3	11/9/80	Ron Jaworski at Saints (W)	32-21-323-3-0
11/2/08	Donovan McNabb at Seahawks (W)	43-28-349-2-1	12/16/73	Roman Gabriel at Redskins (L)	39-22-302-1-1
9/7/08	Donovan McNabb vs. Rams (W)	33-21-361-3-0	12/2/73	Roman Gabriel at 49ers (L)	55-28-322-2-1
12/30/07	Donovan McNabb vs. Bills (W)	41-29-345-1-1	10/14/73	Roman Gabriel at Cardinals (W)	45-29-379-3-0
11/25/07	A.J. Feeley at Patriots (L)	42-27-345-3-3	9/19/71	Pete Liske at Bengals (L)	40-20-301-2-3
10/28/07	Donovan McNabb at Vikings (W)	36-23-333-1-0	9/28/69	Norm Snead vs. Steelers (W)	30-22-335-5-1
9/23/07	Donovan McNabb vs. Lions (W)	26-21-381-4-0	11/19/67	Norm Snead vs. Saints (W)	27-19-309-4-2
12/31/06	A.J. Feeley vs. Falcons (W)	33-22-321-3-0	10/22/67	Norm Snead at Cardinals (L)	32-16-321-2-2
12/4/06	Jeff Garcia vs. Panthers (W)	39-21-312-3-0	9/17/67	Norm Snead vs. Redskins (W)	27-18-301-2-0
10/22/06	Donovan McNabb at Buccaneers (L)	35-22-302-3-3	12/5/65	Norm Snead vs. Cowboys (L)	43-20-320-0-1
10/8/06	Donovan McNabb vs. Cowboys (W)	33-18-354-2-0	11/14/65	Norm Snead vs. Redskins (W)	28-21-311-0-1
9/17/06	Donovan McNabb vs. Giants (L) OT	45-27-350-2-0	11/7/65	Norm Snead at Browns (L)	36-18-362-3-2
9/10/06	Donovan McNabb at Texans (W)	35-24-314-3-1	10/17/65	King Hill at Giants (L)	41-23-321-3-4
11/6/05	Donovan McNabb at Redskins (L)	35-22-304-1-1	12/13/64	Norm Snead at Cardinals (L)	31-15-301-3-2

* - denotes rookie

Underline - denotes playoff game

ALL-TIME 300-YARD PASSING GAMES



Date	Player/Opponent/Result	Att-Cmp-Yd-TD-INT
10/13/63	Sonny Jurgensen at Redskins (W)	29-17-315-4-2
9/15/63	Sonny Jurgensen vs. Steelers (T)	26-16-322-3-2
12/16/62	Sonny Jurgensen at Cardinals (L)	34-15-419-5-3
11/25/62	Sonny Jurgensen vs. Cowboys (W)	21-13-342-1-2
12/17/61	Sonny Jurgensen at Lions (W)	42-27-403-3-2
12/10/61	Sonny Jurgensen vs. Giants (L)	31-16-367-3-2
11/26/61	Sonny Jurgensen vs. Cowboys (W)	23-16-351-5-2
10/29/61	Sonny Jurgensen at Redskins (W)	41-27-436-3-2
10/1/61	Sonny Jurgensen vs. Cardinals (L)	36-24-399-3-2
9/23/62	Sonny Jurgensen vs. Giants (L)	57-33-396-1-3
11/16/58	Norm Van Brocklin vs. Cardinals (W)	29-19-318-2-1
10/1/55	Bobby Thomason vs. Redskins (L)	37-25-349-4-0
11/28/54	Adrian Burk vs. Redskins (W)	28-17-345-5-1
12/13/53	Bobby Thomason vs. Browns (W)	35-23-331-3-0
11/15/53	Bobby Thomason vs. Colts (W)	37-18-329-3-5
11/8/53	Bobby Thomason vs. Giants (W)	44-22-437-4-1
12/1/40	Davey O'Brien at Redskins (L)	60-33-316-1-

* - denotes rookie

Underline - denotes playoff game

MOST 300-YARD PASSING GAMES, Career

1. Donovan McNabb 30
 2. Randall Cunningham 13
 3. Ron Jaworski 12
 4. Nick Foles 11
 5. Michael Vick 10
- Sonny Jurgensen 10
- *includes playoff games

MOST 300-YARD PASSING GAMES, Season

1. Sam Bradford (2015) 5
 - Donovan McNabb (2004) 5
 - Sonny Jurgensen (1961) 5
 4. **Carson Wentz (2017)** 4
 - Carson Wentz (2016) - rookie** 4
 - Mark Sanchez (2014) 4
 - Nick Foles (2014)** 4
 - Donovan McNabb (2006 and 2005) 4
 - Randall Cunningham (1994) 4
 - Ron Jaworski (1985) 4
- *regular season only

CONSECUTIVE 300-YARD PASSING GAMES

1. Sam Bradford (2015) 3
- Mark Sanchez (2014) 3
- Nick Foles (2014)** 3
- Michael Vick (2011-12) 3
- Donovan McNabb (2005) 3

MOST 400-YARD PASSING GAMES, Career

1. **Nick Foles** 3
 - Michael Vick 3
 - Randall Cunningham 3
 - Sonny Jurgensen 3
 5. Donovan McNabb 2
- *includes playoff games

MOST 400-YARD PASSING GAMES, Season

1. **Nick Foles (2013)** 2
 - Randall Cunningham (1989) 2
 - Sonny Jurgensen (1961) 2
- *regular season only

100-100-300 PERFORMANCES IN SAME GAME

Date	100-yd. Rusher (yards)	100-yd. Receiver (yards)	300-yd. Passer (yards)
9/23/07 vs. Det.	Brian Westbrook (110)	Kevin Curtis (221), Brian Westbrook (111)	Donovan McNabb (381)
10/22/06 at TB	Brian Westbrook (101)	Brian Westbrook (113)	Donovan McNabb (302)
10/1/00 vs. Atl.	Brian Mitchell (105)	Torrance Small (122)	Donovan McNabb (311)
12/13/92 at Sea.	Herschel Walker (111)	Fred Barnett (161)	Randall Cunningham (365)
11/29/87 at NE	Anthony Toney (123)	Mike Quick (121)	Randall Cunningham (314)
11/7/65 at Cle.	Timmy Brown (186)	Pete Retzlaff (151)	Norm Snead (362)
11/25/62 vs. Dal.	Timmy Brown (107)	Pete Retzlaff (113), Tommy McDonald (108)	Sonny Jurgensen (342)
11/15/53 vs. Bal.	Don Johnson (100)	Pete Pihos (118), Bobby Walston (110)	Bobby Thomason (329)

ALL-TIME 100-YARD RUSHING GAMES



Date	Player/Opponent/Result	Att-Yds-LG-TD			
10/1/17	LeGarrette Blount at LA Chargers (W)	16-136-68-0	10/28/02	Duce Staley vs. Giants (W)	24-126-23-0
12/18/16	Ryan Mathews at Ravens (L)	20-128-19-1	10/28/02	Donovan McNabb vs. Giants (W)	8-107-40t-1
11/13/16	Ryan Mathews vs. Falcons (W)	19-109-21-2	10/20/02	Duce Staley vs. Buccaneers (W)	24-152-57-0
10/19/15	DeMarco Murray vs. Giants (W)	21-112-21-1	10/6/02	Donovan McNabb at Jaguars (L)	12-100-26-1
9/27/15	Ryan Mathews at Jets (W)	24-108-27-0	11/18/01	Duce Staley at Cowboys (W)	26-102-18-0
11/27/14	LeSean McCoy at Cowboys (W)	25-159-38t-1	11/11/01	Duce Staley vs. Vikings (W)	17-146-44t-1
11/23/14	LeSean McCoy vs. Titans (W)	21-130-53-1	10/7/01	Correll Buckhalter* vs. Cardinals (L)	21-134-37-0
11/2/14	LeSean McCoy at Texans (W)	24-117-26-0	11/26/00	Donovan McNabb at Redskins (W)	11-125-54-1
10/12/14	LeSean McCoy vs. Giants (W)	22-149-28-0	10/1/00	Brian Mitchell vs. Falcons (W)	2-105-85t-1
12/29/13	LeSean McCoy at Cowboys (W)	27-131-20-0	9/3/00	Duce Staley at Cowboys (W)	26-201-60-1
12/22/13	LeSean McCoy vs. Bears (W)	18-133-19-2	11/14/99	Duce Staley vs. Redskins (W)	28-122-20t-1
12/22/13	Bryce Brown vs. Bears (W)	9-115-65t-1	11/7/99	Duce Staley at Panthers (L)	17-140-29-1
12/8/13	LeSean McCoy vs. Lions (W)	29-217-57t-2	10/17/99	Duce Staley at Bears (W)	23-101-26-0
11/10/13	LeSean McCoy at Packers (W)	25-155-30-0	10/10/99	Duce Staley vs. Cowboys (W)	22-110-19-0
10/13/13	LeSean McCoy at Buccaneers (W)	25-116-19-0	9/12/99	Duce Staley vs. Cardinals (L)	21-111-24t-1
9/19/13	LeSean McCoy vs. Chiefs (L)	20-158-41t-1	12/13/98	Duce Staley vs. Cardinals (L) OT	30-141-30t-1
9/9/13	LeSean McCoy at Redskins (W)	31-184-34t-1	11/8/98	Charlie Garner vs. Lions (W)	16-129-40-1
12/2/12	Bryce Brown* at Cowboys (L)	24-169-39-2	12/21/97	Charlie Garner at Redskins (L)	18-115-26-2
11/26/12	Bryce Brown* vs. Panthers (L) - first start	19-178-65t-2	10/5/97	Ricky Watters vs. Redskins (W)	31-104-13-2
11/5/12	LeSean McCoy at Saints (L)	19-119-34-0	9/15/97	Ricky Watters at Cowboys (L)	20-106-20-0
9/30/12	LeSean McCoy vs. Giants (W)	23-123-34-0	12/1/96	Ricky Watters vs. Giants (W)	29-104-11-0
9/9/12	LeSean McCoy at Browns (W)	20-110-22-0	11/3/96	Ricky Watters at Cowboys (W)	24-116-17-1
12/18/11	LeSean McCoy vs. Jets (W)	18-102-33t-3	10/20/96	Ricky Watters vs. Dolphins (W)	25-173-49t-1
11/20/11	LeSean McCoy at Giants (W)	23-113-60-0	10/13/96	Ricky Watters at Giants (W)	27-110-11-0
10/30/11	LeSean McCoy vs. Cowboys (W)	30-185-34-2	9/22/96	Ricky Watters at Falcons (W)	26-121-56t-2
10/16/11	LeSean McCoy at Redskins (W)	28-126-21-1	9/15/96	Ricky Watters vs. Lions (W)	27-153-52-1
9/25/11	LeSean McCoy vs. Giants (L)	24-128-21-1	12/10/95	Ricky Watters vs. Cowboys (W)	33-112-15-1
9/11/11	LeSean McCoy at Rams (W)	15-122-49t-1	11/26/95	Ricky Watters at Redskins (W)	25-124-25-2
12/19/10	Michael Vick (QB) at Giants (W)	10-130-35-1	10/15/95	Ricky Watters at Giants (W)	30-122-14-1
12/12/10	LeSean McCoy at Cowboys (W)	16-149-56-0	10/8/95	Ricky Watters vs. Redskins (W) OT	25-139-24-0
11/21/10	LeSean McCoy vs. Giants (W)	14-111-50t-1	10/8/95	Charlie Garner vs. Redskins (W) OT	9-120-55t-3
11/15/10	Jerome Harrison at Redskins (W)	11-109-50t-1	10/9/94	Charlie Garner* vs. Redskins (W)	28-122-12-0
9/19/10	LeSean McCoy at Lions (W)	16-120-46t-3	10/2/94	Charlie Garner* at 49ers (W)	16-111-28t-2
9/12/10	Michael Vick (QB) vs. Packers (L)	11-103-31-0	1/3/93	<u>Heath Sherman at Saints (W)</u>	21-105-16-1
12/7/08	Brian Westbrook at Giants (W)	33-131-30t-1	12/27/92	Herschel Walker vs. Giants (W)	16-104-38-0
11/27/08	Brian Westbrook vs. Cardinals (W)	22-110-17-2	12/13/92	Herschel Walker at Seahawks (W) OT	23-111-18-1
10/26/08	Brian Westbrook vs. Falcons (W)	22-167-39t-2	12/6/92	Randall Cunningham vs. Vikings (W)	12-121-30-2
12/23/07	Brian Westbrook at Saints (W)	17-100-21-0	11/22/92	Heath Sherman at Giants (W)	17-109-30t-1
12/9/07	Brian Westbrook vs. Giants (L)	20-116-21-0	10/25/92	Herschel Walker vs. Cardinals (W)	20-112-36-0
11/18/07	Brian Westbrook vs. Dolphins (W)	32-148-36-0	9/13/92	Herschel Walker at Cardinals (W)	28-115-20-0
11/11/07	Brian Westbrook at Redskins (W)	20-100-13-1	9/6/92	Herschel Walker vs. Saints (W)	26-112-32-0
10/14/07	Brian Westbrook at Jets (W)	20-120-22-0	11/12/90	Heath Sherman vs. Redskins (W)	35-124-22-0
9/30/07	Correll Buckhalter at Giants (L)	17-103-17-0	11/4/90	Randall Cunningham vs. Patriots (W)	8-124-52t-1
9/23/07	Brian Westbrook vs. Lions (W)	14-110-25t-2	11/4/90	Heath Sherman vs. Patriots (W)	24-113-17-0
1/13/07	<u>Brian Westbrook at Saints (L)</u>	13-116-62t-2	9/23/90	Anthony Toney at Rams (W)	24-103-20-0
1/7/07	<u>Brian Westbrook vs. Giants (W)</u>	20-141-49-1	12/27/87	Keith Byars vs. Bills (W)	23-102-22-0
12/25/06	Brian Westbrook at Cowboys (W)	26-122-16-0	11/29/87	Anthony Toney at Patriots (W) OT	24-123-36-1
11/26/06	Brian Westbrook at Colts (L)	20-124-21-1	12/7/86	Keith Byars* vs. Cardinals (T) OT	24-127-32-0
11/19/06	Brian Westbrook vs. Titans (L)	22-102-27-0	11/16/86	Randall Cunningham vs. Lions (L)	14-110-20-0
11/12/06	Brian Westbrook vs. Redskins (W)	22-113-21-0	12/22/85	Earnest Jackson at Vikings (W)	25-106-59-2
10/22/06	Brian Westbrook at Buccaneers (L)	13-101-23-0	11/17/85	Earnest Jackson at Cardinals (W)	34-162-51t-1
9/24/06	Brian Westbrook at 49ers (W)	8-117-71t-2	10/13/85	Earnest Jackson vs. Cardinals (W)	27-103-13-0
12/11/05	Ryan Moats* vs. Giants (L) OT	11-114-40t-2	12/9/84	Wilbert Montgomery vs. Patriots (W)	19-100-14-1
11/27/05	Brian Westbrook vs. Packers (W)	20-120-27t-1	12/19/82	Wilbert Montgomery vs. Oilers (W)	17-147-90t-3
10/3/04	Brian Westbrook at Bears (W)	22-119-29-0	12/20/81	Wilbert Montgomery vs. Cardinals (W)	13-108-41-1
9/12/04	Brian Westbrook vs. Giants (W)	17-119-50-0	12/6/81	Wilbert Montgomery at Redskins (L)	27-116-13-0
1/11/04	<u>Donovan McNabb vs. Packers (W)</u>	11-107-41-0	11/22/81	Wilbert Montgomery vs. Giants (L)	25-102-24-0
12/7/03	Correll Buckhalter vs. Cowboys (W)	13-115-64t-1	11/15/81	Wilbert Montgomery vs. Colts (W)	22-115-13-2
10/26/03	Correll Buckhalter vs. Jets (W)	15-100-21-2	11/8/81	Wilbert Montgomery at Cardinals (W)	20-118-23-0
12/8/02	Duce Staley at Seahawks (W)	21-100-21t-1			
11/17/02	Duce Staley vs. Cardinals (W)	31-135-13-0			

* - denotes rookie

Underline - denotes playoff game

* - denotes rookie

Underline - denotes playoff game

ALL-TIME 100-YARD RUSHING GAMES



Date	Player/Opponent/Result	Att-Yds-LG-TD	
10/25/81	Wilbert Montgomery vs. Buccaneers (W)	22-119-12-1	11/20/49 Steve Van Buren vs. NY Bulldogs (W) 35-174-38-2
9/17/81	Wilbert Montgomery at Bills (W)	27-125-15-0	10/30/49 Steve Van Buren at Steelers (W) 17-103-31-2
9/13/81	Wilbert Montgomery vs. Patriots (W)	18-137-41-0	10/23/49 Bosh Pritchard vs. Redskins (W) 11-128-77-1
1/11/81	<u>Wilbert Montgomery vs. Cowboys (W)</u>	26-194-55-1	10/3/49 Steve Van Buren at Lions (W) 33-135-12-2
9/14/80	Wilbert Montgomery at Vikings (W)	20-169-72t-2	11/21/48 Steve Van Buren vs. Redskins (W) 29-171-21-1
12/2/79	Wilbert Montgomery vs. Lions (W)	22-108-20-1	11/14/48 Steve Van Buren vs. Boston Yanks (W) 16-137-28-0
11/25/79	Leroy Harris at Packers (W)	9-137-80-0	11/7/48 Steve Van Buren at Giants (W) 25-143-20-2
11/18/79	Wilbert Montgomery vs. Cardinals (W)	26-118-52-0	10/31/48 Steve Van Buren at Steelers (W) 22-109-21-1
11/12/79	Wilbert Montgomery at Cowboys (W)	25-127-37t-1	11/2/47 Steve Van Buren at Redskins (W) 17-138-37-2
11/4/79	Wilbert Montgomery vs. Browns (L)	30-197-62t-1	10/19/47 Steve Van Buren at Steelers (L) 21-133-45-0
10/14/79	Wilbert Montgomery at Cardinals (W)	25-117-13-1	10/5/47 Steve Van Buren vs. Giants (W) 16-105-28-0
10/7/79	Wilbert Montgomery vs. Redskins (W)	22-127-24-3	11/24/46 Steve Van Buren vs. Redskins (L) 25-130-58-0
9/23/79	Wilbert Montgomery at Giants (W)	29-126-12-0	12/9/45 Steve Van Buren vs. Boston Yanks (W) 22-100-29-3
12/17/78	Wilbert Montgomery vs. Giants (W)	25-130-47-2	12/2/45 Steve Van Buren at Giants (L) 19-100-32-2
12/17/78	Mike Hogan vs. Giants (W)	22-100-18-0	11/18/45 Steve Van Buren vs. Steelers (W) 19-107-24-2
12/3/78	Wilbert Montgomery at Vikings (L)	24-115-36-1	11/11/45 Steve Van Buren vs. Giants (W) 19-129-28-2
10/15/78	Wilbert Montgomery vs. Redskins (W)	25-125-24-1	11/5/44 Steve Van Buren* at Tigers (W) 12-129-70-2
10/1/78	Wilbert Montgomery at Colts (W)	25-144-14-1	11/28/43 Jack Hinkle at Redskins (W) 26-117-14-1
9/24/78	Wilbert Montgomery vs. Dolphins (W)	25-111-12-0	11/21/43 Jack Hinkle vs. Lions (W) 13-132-56-1
9/17/78	Wilbert Montgomery at Saints (W)	18-104-19-0	11/15/42 Bosh Pritchard* at Dodgers (W) 14-104-26-0
12/18/77	Wilbert Montgomery* vs. Jets (W)	22-103-27-2	9/13/36 Swede Hanson vs. Giants (W) 15-107-NA-0
10/9/77	Herb Lusk at Giants (W)	17-117-70-2	11/11/34 Swede Hanson vs. Dodgers (L) 17-118-NA-0
12/12/76	Tom Sullivan vs. Seahawks (W)	23-121-26-2	11/6/34 Swede Hanson vs. Reds (W) 18-190-NA-2
12/12/76	Mike Hogan* vs. Seahawks (W)	19-104-18-0	9/16/34 Swede Hanson at Packers (L) 13-116-NA-1
9/27/76	Mike Hogan* vs. Redskins (L) OT	22-100-32-0	
11/25/73	Tom Sullivan vs. Giants (W)	32-156-27-1	
10/7/73	Tom Sullivan at Bills (L)	26-155-30-0	
10/7/73	Norm Bulaich at Bills (L)	13-104-20-0	
9/23/73	Tom Sullivan at Giants (T)	18-100-14-1	
12/21/69	Cyril Pinder at 49ers (L)	25-128-29-1	
12/7/69	Tom Woodeshick vs. Redskins (L)	20-102-21-0	
11/16/69	Tom Woodeshick vs. Rams (L)	25-130-21-1	
12/8/68	Tom Woodeshick vs. Saints (W)	18-122-30-1	
9/22/68	Tom Woodeshick vs. Giants (L)	15-129-54-1	
10/29/67	Tom Woodeshick vs. Cowboys (W)	20-101-26-1	
10/8/67	Tom Woodeshick at Falcons (W)	20-129-41-1	
12/18/66	Tom Woodeshick at Redskins (W)	27-105-21-2	
12/4/66	Jack Concannon vs. Steelers (W)	15-129-29-1	
10/23/66	Timmy Brown at Giants (W)	21-100-24-0	
9/18/66	Izzy Lang vs. Falcons (W)	16-114-39-1	
11/28/65	Timmy Brown at Cardinals (W)	18-180-43-1	
11/7/65	Timmy Brown at Browns (L)	16-186-54-1	
11/22/64	Earl Gros vs. Cardinals (L)	21-103-22-0	
11/15/64	Earl Gros at Cowboys (W)	16-118-47-0	
10/18/64	Ollie Matson at Giants (W)	19-100-54-2	
10/11/64	Timmy Brown at Redskins (L)	14-101-36-2	
10/4/64	Timmy Brown vs. Steelers (W)	16-116-33-0	
10/4/64	Earl Gros vs. Steelers (W)	19-129-47-0	
11/25/62	Timmy Brown vs. Cowboys (W)	17-107-22-2	
10/23/60	Clarence Peaks at Browns (W)	13-102-57-0	
11/1/59	Bill Barnes vs. Redskins (W)	13-163-61-1	
10/25/59	Bill Barnes at Cardinals (W)	23-111-22-2	
11/29/53	Don Johnson* at Giants (L)	13-121-63-1	
11/15/53	Don Johnson* vs. Colts (W)	11-100-66-2	
12/2/51	Frank Ziegler at Redskins (W)	20-136-28-0	
11/19/50	Frank Ziegler vs. Cardinals (L)	18-113-52-0	
11/12/50	Steve Van Buren at Redskins (W)	23-108-23-1	
10/15/50	Toy Ledbetter* at Colts (W)	23-107-14-1	
10/7/50	Frank Ziegler vs. Rams (W)	17-106-38-1	
12/18/49	<u>Steve Van Buren at Rams (W)</u>	31-196-49-0	
11/27/49	Steve Van Buren vs. Steelers (W)	27-205-41-0	

* - denotes rookie

Underline - denotes playoff game

MOST 100-YARD RUSHING GAMES, Career

1. Wilbert Montgomery..... 26
2. LeSean McCoy..... 23
3. Brian Westbrook..... 20
4. Steve Van Buren..... 19
5. Duce Staley..... 13

*includes playoff games

MOST 200-YARD RUSHING GAMES, Career

- 1t. LeSean McCoy, Duce Staley and Steve Van Buren .. 1

MOST 100-YARD RUSHING GAMES, Season

1. Wilbert Montgomery (1981)..... 8
2. LeSean McCoy (2013)..... 7
- Wilbert Montgomery (1979)..... 7
4. LeSean McCoy (2011)..... 6
- Brian Westbrook (2007)..... 6
- Brian Westbrook (2006)..... 6
- Ricky Watters (1996)..... 6
- Wilbert Montgomery (1978)..... 6

*regular season only

ALL-TIME 100 YARD RECEIVING GAMES



Date	Player/Opponent/Result	Yds (Rec, TD)	
2/4/18	Corey Clement* vs. Patriots	100 (4, 1)	
12/10/17	Torrey Smith at LA Rams (W)	100 (6, 0)	
12/3/17	Nelson Agholor at Seahawks (L)	141 (7, 1)	
11/26/17	Zach Ertz (TE) vs. Bears (W)	103 (10, 1)	
1/1/17	Zach Ertz (TE) vs. Cowboys (W)	139 (13, 2)	
12/11/16	Zach Ertz (TE) vs. Redskins (L)	112 (10, 0)	
9/25/16	Darren Sproles (RB) vs. Steelers (W)	128 (6, 1)	
9/11/16	Jordan Matthews vs. Browns (W)	114 (7, 1)	
1/3/16	Zach Ertz (TE) at Giants (W)	152 (9, 0)	
12/26/15	Zach Ertz (TE) vs. Redskins (L)	122 (13, 0)	
12/26/15	Jordan Matthews vs. Redskins (L)	104 (6, 1)	
12/20/15	Jordan Matthews vs. Cardinals (L)	159 (8, 1)	
11/15/15	Brent Celek (TE) vs. Dolphins (L)	134 (4, 0)	
11/8/15	Jordan Matthews at Cowboys (W)	133 (9, 1)	
9/14/15	Jordan Matthews at Falcons (L)	102 (10, 0)	
12/28/14	Jordan Matthews* at Giants (W)	105 (8, 1)	
12/20/14	Zach Ertz (TE) at Redskins (L)	115 (15, 0)	
11/27/14	Jeremy Maclin at Cowboys (W)	108 (8, 0)	
11/16/14	Jordan Matthews* at Packers (L)	107 (5, 1)	
11/10/14	Jordan Matthews* vs. Panthers (W)	138 (7, 2)	
11/10/14	Brent Celek (TE) vs. Panthers (W)	116 (5, 0)	
11/2/14	Jeremy Maclin at Texans (W)	158 (6, 2)	
10/26/14	Jeremy Maclin at Cardinals (L)	187 (12, 2)	
9/21/14	Jeremy Maclin vs. Redskins (W)	154 (8, 1)	
9/15/14	Darren Sproles (RB) at Colts (W)	152 (7, 0)	
12/15/13	DeSean Jackson at Vikings (L)	195 (10, 1)	
11/10/13	Riley Cooper at Packers (W)	102 (3, 2)	
11/3/13	DeSean Jackson at Raiders (W)	150 (5, 1)	
11/3/13	Riley Cooper at Raiders (W)	139 (5, 3)	
10/13/13	Riley Cooper at Buccaneers (W)	120 (4, 1)	
10/6/13	DeSean Jackson at Giants (W)	132 (7, 1)	
9/15/13	DeSean Jackson vs. Chargers (L)	193 (9, 1)	
9/15/13	LeSean McCoy (RB) vs. Chargers (L)	114 (5, 0)	
9/9/13	DeSean Jackson at Redskins (W)	104 (7, 1)	
12/23/12	Jeremy Maclin vs. Redskins (L)	116 (8, 1)	
12/9/12	Jason Avant at Buccaneers (W)	133 (7, 0)	
12/9/12	Jeremy Maclin at Buccaneers (W)	104 (9, 1)	
11/5/12	DeSean Jackson at Saints (L)	100 (3, 1)	
10/14/12	Jeremy Maclin vs. Lions (L)	130 (6, 1)	
9/16/12	Brent Celek (TE) vs. Ravens (W)	157 (8, 0)	
9/16/12	DeSean Jackson vs. Ravens (W)	114 (7, 0)	
1/1/12	Jeremy Maclin vs. Redskins (W)	105 (8, 0)	
12/18/11	Brent Celek (TE) vs. Jets (W)	156 (5, 1)	
11/27/11	Jason Avant vs. Patriots (L)	110 (8, 1)	
10/16/11	Jeremy Maclin at Redskins (W)	101 (5, 0)	
10/9/11	Jason Avant at Bills (L)	139 (9, 0)	
10/2/11	DeSean Jackson vs. 49ers (L)	171 (6, 0)	
9/18/11	Jeremy Maclin at Falcons (L)	171 (13, 2)	
9/11/11	DeSean Jackson at Rams (W)	102 (6, 1)	
12/12/10	DeSean Jackson at Cowboys (W)	210 (4, 1)	
11/21/10	Jeremy Maclin vs. Giants (W)	120 (9, 0)	
11/7/10	DeSean Jackson vs. Colts (W)	109 (7, 1)	
10/17/10	Jeremy Maclin vs. Falcons (W)	159 (7, 2)	
10/3/10	LeSean McCoy (RB) vs. Redskins (L)	110 (12, 0)	
9/26/10	DeSean Jackson at Jaguars (W)	153 (5, 1)	
9/19/10	DeSean Jackson at Lions (W)	135 (4, 1)	
1/9/10	<u>Jeremy Maclin* at Cowboys (L)</u>	146 (7, 1)	
12/27/09	Brent Celek (TE) vs. Broncos (W)	121 (4, 1)	
12/20/09	DeSean Jackson vs. 49ers (W)	140 (6, 1)	
12/13/09	DeSean Jackson at Giants (W)	178 (6, 1)	
11/22/09	DeSean Jackson at Bears (W)	107 (8, 1)	
11/15/09	Jason Avant at Chargers (L)	156 (8, 0)	
10/11/09	Jeremy Maclin* vs. Buccaneers (W)	142 (6, 2)	
9/27/09	DeSean Jackson vs. Chiefs (W)	149 (6, 1)	
9/27/09	Brent Celek (TE) vs. Chiefs (W)	104 (8, 1)	
9/20/09	Brent Celek (TE) vs. Saints (L)	104 (8, 0)	
9/20/09	DeSean Jackson vs. Saints (L)	101 (4, 1)	
1/18/09	<u>Kevin Curtis at Cardinals (L)</u>	122 (4, 0)	
12/15/08	Jason Avant vs. Browns (W)	101 (5, 0)	
11/2/08	Brent Celek (TE) at Seahawks (W)	131 (6, 0)	
9/15/08	DeSean Jackson* at Cowboys (L)	110 (6, 0)	
9/7/08	Hank Baskett vs. Rams (W)	102 (2, 1)	
9/7/08	DeSean Jackson* vs. Rams (W) - first start	106 (6, 0)	
9/7/08	Greg Lewis vs. Rams (W)	104 (5, 0)	
12/2/07	Kevin Curtis vs. Seahawks (L)	111 (6, 1)	
10/28/07	Reggie Brown at Vikings (W)	105 (8, 0)	
10/14/07	Kevin Curtis at Jets (W)	121 (5, 1)	
9/23/07	Kevin Curtis vs. Lions (W)	221 (11, 3)	
9/23/07	Brian Westbrook (RB) vs. Lions (W)	111 (5, 1)	
	Westbrook also 14-110-2TDs rushing		
1/13/07	<u>Donté Stallworth at Saints (L)</u>	100 (3, 1)	
12/31/06	Hank Baskett* vs. Falcons (W)	177 (7, 1)	
12/4/06	Donté Stallworth vs. Panthers (W)	111 (4, 1)	
11/12/06	Donté Stallworth vs. Redskins (W)	139 (6, 1)	
10/22/06	Brian Westbrook (RB) at Bucs (L)	113 (7, 1)	
	Westbrook also 13-101-0TDs rushing		
10/15/06	Reggie Brown at Saints (W)	121 (6, 1)	
10/8/06	Hank Baskett* vs. Cowboys (W)	112 (3, 1)	
9/24/06	Reggie Brown at 49ers (W)	106 (5, 0)	
9/17/06	L.J. Smith (TE) vs. Giants (L) OT	111 (7, 0)	
9/10/06	Donté Stallworth at Texans (W)	141 (6, 1)	
10/30/05	Terrell Owens at Broncos (L)	154 (3, 1)	
10/2/05	Terrell Owens at Chiefs (W)	171 (11, 1)	
9/25/05	Brian Westbrook (RB) vs. Raiders (W)	140 (6, 1)	
9/18/05	L.J. Smith (TE) vs. 49ers (W)	119 (9, 1)	
9/18/05	Terrell Owens vs. 49ers (W)	143 (5, 2)	
9/12/05	Terrell Owens at Falcons (L)	112 (7, 0)	
2/6/05	<u>Terrell Owens vs. Patriots (L)</u>	122 (9, 0)	
12/5/04	Terrell Owens vs. Packers (W)	161 (8, 1)	
12/5/04	Brian Westbrook (RB) vs. Packers (W)	156 (11, 3)	
11/21/04	Todd Pinkston vs. Redskins (W)	106 (5, 0)	
11/15/04	Terrell Owens at Cowboys (W)	134 (6, 3)	
10/31/04	Terrell Owens vs. Ravens (W)	101 (8, 1)	
10/24/04	Terrell Owens at Browns (W) OT	109 (4, 2)	
10/24/04	Todd Pinkston at Browns (W) OT	100 (6, 0)	
10/17/04	Terrell Owens vs. Panthers (W)	123 (4, 0)	
10/3/04	Terrell Owens at Bears (W)	110 (8, 1)	
9/26/04	Terrell Owens at Lions (W)	107 (6, 1)	
12/21/03	Todd Pinkston vs. 49ers (L) OT	121 (5, 1)	
9/22/02	Antonio Freeman vs. Cowboys (W)	118 (6, 1)	
9/16/02	James Thrash at Redskins (W)	107 (6, 1)	
12/30/01	James Thrash vs. Giants (W)	143 (7, 1)	
12/22/01	Duce Staley (RB) at 49ers (L)	103 (9, 0)	
9/23/01	James Thrash at Seahawks (W)	165 (10, 2)	
12/10/00	Chad Lewis (TE) at Browns (W)	100 (5, 0)	
10/1/00	Torrance Small vs. Falcons (W)	122 (4, 1)	
10/31/99	Torrance Small vs. Giants (L) OT	119 (4, 1)	
11/30/97	Irving Fryar vs. Bengals (W)	122 (7, 0)	
11/23/97	Irving Fryar vs. Steelers (W)	116 (7, 1)	
11/10/97	Irving Fryar vs. 49ers (L)	138 (9, 0)	
10/12/97	Irving Fryar at Jaguars (L)	124 (10, 3)	
9/28/97	Irving Fryar at Vikings (L)	120 (9, 1)	
9/7/97	Irving Fryar vs. Packers (W)	125 (8, 0)	

* - denotes rookie

Underline - denotes playoff game

ALL-TIME 100-YARD RECEIVING GAMES



Date	Player/Opponent/Result	Yds (Rec, TD)			
8/31/97	Michael Timpson at Giants (L)	125 (9, 0)	12/2/84	John Spagnola (TE) vs. Cowboys (L)	114 (11, 0)
11/24/96	Irving Fryar at Cardinals (L)	131 (7, 0)	11/25/84	Mike Quick at Cardinals (L)	107 (8, 1)
11/17/96	Chris T. Jones vs. Redskins (L)	103 (7, 1)	11/4/84	Mike Quick at Lions (T) OT	110 (5, 1)
11/3/96	Irving Fryar at Cowboys (W)	120 (9, 1)	10/28/84	Mike Quick vs. Cardinals (L)	170 (6, 1)
10/27/96	Irving Fryar vs. Panthers (W)	143 (7, 0)	9/2/84	Mike Quick at Giants (L)	147 (8, 1)
10/20/96	Irving Fryar vs. Dolphins (W)	116 (8, 4)	12/18/83	Harold Carmichael at Cardinals (L)	102 (5, 0)
9/15/96	Chris T. Jones vs. Lions (W)	121 (9, 1)	11/27/83	Melvin Hoover at Redskins (L)	128 (4, 0)
12/30/95	<u>Fred Barnett vs. Lions (W)</u>	109 (8, 1)	11/27/83	Mike Quick at Redskins (L)	104 (5, 2)
12/17/95	Calvin Williams vs. Cardinals (W)	105 (7, 1)	11/6/83	Mike Quick vs. Cowboys (L)	120 (7, 1)
11/12/95	Fred Barnett vs. Broncos (W)	105 (7, 0)	10/2/83	Mike Quick at Falcons (W)	122 (4, 1)
12/24/94	Calvin Williams at Bengals (L)	122 (6, 0)	9/25/83	Mike Quick vs. Cardinals (L)	133 (6, 0)
11/6/94	Fred Barnett vs. Cardinals (W)	173 (11, 2)	9/18/83	Mike Quick at Broncos (W)	152 (6, 1)
10/24/94	Fred Barnett vs. Oilers (W)	187 (5, 1)	9/11/83	Mike Quick vs. Redskins (L)	106 (4, 1)
10/2/94	Calvin Williams at 49ers (W)	122 (9, 0)	9/11/83	Harold Carmichael vs. Redskins (L)	108 (9, 0)
9/12/94	Fred Barnett vs. Bears (W)	102 (8, 0)	11/28/82	Harold Carmichael at Redskins (L)	109 (6, 1)
1/3/94	James Joseph (RB) at 49ers (W) OT	109 (6, 0)	9/19/82	Harold Carmichael at Browns (W)	100 (6, 0)
12/19/93	Calvin Williams at Colts (W)	105 (6, 1)	11/8/81	Harold Carmichael at Cardinals (W)	103 (5, 2)
12/12/93	Herschel Walker (RB) vs. Bills (L)	109 (11, 0)	11/1/81	Harold Carmichael vs. Cowboys (L)	151 (5, 1)
11/28/93	Herschel Walker (RB) at Redskins (W)	103 (10, 0)	10/18/81	Harold Carmichael at Vikings (L)	109 (8, 1)
9/19/93	Calvin Williams vs. Redskins (W)	181 (8, 3)	10/18/81	Wilbert Montgomery (RB) at Vikings (L)	143 (10, 1)
1/3/93	<u>Fred Barnett at Saints (W)</u>	102 (4, 2)	12/14/80	Charles Smith vs. Cardinals (W)	134 (7, 0)
12/13/92	Fred Barnett at Seahawks (W) OT	161 (9, 0)	11/9/80	Charles Smith at Saints (W)	137 (9, 0)
9/20/92	Fred Barnett vs. Broncos (W)	102 (5, 1)	11/2/80	Charles Smith at Seahawks (W)	109 (5, 1)
9/20/92	Calvin Williams vs. Broncos (W)	108 (5, 2)	9/28/80	Harold Carmichael at Cardinals (L)	108 (5, 0)
9/13/92	Fred Barnett at Cardinals (W)	193 (8, 2)	9/7/80	Harold Carmichael vs. Broncos (W)	135 (3, 1)
11/17/91	Fred Barnett vs. Bengals (W)	106 (6, 0)	12/23/79	<u>Harold Carmichael vs. Bears (W)</u>	111 (6, 2)
11/10/91	Fred Barnett at Browns (W)	146 (8, 1)	9/10/79	Harold Carmichael vs. Falcons (L)	127 (9, 0)
9/22/91	Roy Green vs. Steelers (W)	114 (6, 0)	12/24/78	<u>Charlie Smith at Falcons (L)</u>	108 (7, 0)
9/15/91	Fred Barnett at Cowboys (W)	111 (7, 1)	12/3/78	Harold Carmichael at Vikings (L)	115 (4, 2)
9/1/91	Keith Byars (RB) at Packers (W)	111 (8, 1)	11/19/78	Harold Carmichael at Giants (W)	105 (5, 0)
1/5/91	<u>Keith Jackson (TE) vs. Redskins (L)</u>	116 (5, 0)	10/29/78	Harold Carmichael vs. Cardinals (L)	126 (7, 1)
12/16/90	Fred Barnett* vs. Packers (W)	108 (5, 0)	10/22/78	Keith Krepfle (TE) at Cowboys (L)	100 (4, 1)
12/2/90	Fred Barnett* at Bills (L)	112 (2, 1)	10/30/77	Harold Carmichael at Redskins (L)	116 (4, 1)
11/25/90	Keith Byars (RB) vs. Giants (W)	128 (8, 0)	11/9/75	Charles Smith vs. Cardinals (L)	102 (7, 0)
10/15/90	Fred Barnett* vs. Vikings (W)	114 (4, 1)	12/8/74	Charle Young (TE) at Giants (W)	103 (9, 1)
9/30/90	Keith Byars (RB) vs. Colts (L)	133 (12, 0)	11/17/74	Charle Young (TE) vs. Cardinals (L)	101 (7, 0)
12/18/89	Keith Byars (RB) at Saints (L)	109 (6, 0)	12/16/73	Harold Carmichael at Redskins (L)	111 (4, 0)
10/2/89	Cris Carter at Bears (L)	113 (8, 0)	12/16/73	Charle Young* (TE) at Redskins (L)	104 (5, 1)
9/17/89	Keith Byars (RB) at Redskins (W)	130 (8, 0)	12/9/73	Harold Carmichael vs. Jets (W)	146 (5, 1)
9/17/89	Keith Jackson (TE) at Redskins (W)	126 (12, 3)	12/2/73	Charle Young* (TE) at 49ers (L)	112 (6, 1)
9/10/89	Mike Quick vs. Seahawks (W)	140 (6, 1)	11/18/73	Charle Young* (TE) at Cowboys (L)	113 (4, 1)
12/31/88	<u>Keith Byars (RB) at Bears (L)</u>	103 (9, 0)	11/11/73	Harold Carmichael vs. Falcons (L)	105 (6, 1)
12/31/88	<u>Keith Jackson* (TE) at Bears (L)</u>	142 (7, 0)	11/4/73	Charle Young* (TE) vs. Patriots (W)	108 (8, 2)
10/10/88	Cris Carter vs. Giants (W)	162 (5, 1)	10/14/73	Harold Carmichael at Cardinals (W)	187 (12, 2)
9/18/88	Mike Quick at Redskins (L)	105 (4, 1)	9/30/73	Norm Bulaich vs. Redskins (L)	109 (6, 1)
12/20/87	Mike Quick at Jets (W)	148 (6, 2)	9/23/73	Harold Carmichael at Giants (T)	103 (5, 1)
11/29/87	Mike Quick at Patriots (W) OT	121 (5, 2)	12/17/72	Harold Carmichael at Cardinals (L)	100 (5, 1)
10/18/87	Otis Grant at Packers (L) OT	135 (7, 0)	11/26/72	Harold Jackson at Giants (L)	152 (5, 1)
10/11/87	Kevin Bowman at Cowboys (L)	123 (5, 1)	10/2/72	Harold Jackson vs. Giants (L)	138 (9, 0)
12/7/86	Mike Quick vs. Cardinals (T) OT	127 (5, 0)	9/24/72	Harold Jackson vs. Browns (L)	131 (7, 1)
11/30/86	Mike Quick at Raiders (W) OT	145 (8, 3)	9/17/72	Harold Jackson at Cowboys (L)	161 (9, 0)
9/21/86	Kenny Jackson vs. Broncos (L)	127 (5, 1)	12/19/71	Harold Jackson at Giants (W)	145 (7, 1)
12/1/85	Mike Quick vs. Vikings (L)	127 (8, 1)	12/12/71	Harold Jackson vs. Cardinals (W)	109 (4, 1)
11/10/85	Mike Quick vs. Falcons (W)	145 (3, 1)	11/28/71	Ben Hawkins vs. Redskins (L)	126 (7, 0)
11/3/85	Mike Quick at 49ers (L)	146 (6, 1)	11/21/71	Harold Jackson at Cardinals (W)	117 (8, 1)
10/27/85	Mike Quick vs. Bills (W)	117 (8, 1)	9/19/71	Ben Hawkins at Bengals (L)	118 (7, 2)
10/20/85	Kenny Jackson vs. Cowboys (W)	134 (6, 1)	11/1/70	Ben Hawkins at Cowboys (L)	105 (2, 1)
10/13/85	Herman Hunter* (RB) vs. Cardinals (W)	120 (6, 1)	10/11/70	Harold Jackson at Giants (L)	194 (7, 2)
10/6/85	John Spagnola (TE) at Saints (L)	124 (12, 2)	12/7/69	Ben Hawkins vs. Redskins (L)	112 (4, 0)
12/16/84	Mike Quick at Falcons (L)	135 (7, 1)	11/30/69	Gary Ballman at Saints (L)	119 (4, 1)
			11/23/69	Harold Jackson at Cardinals (W)	127 (8, 0)

* - denotes rookie

Underline - denotes playoff game

ALL-TIME 100-YARD RECEIVING GAMES



Date	Player/Opponent/Result	Yds (Rec, TD)			
10/26/69	Harold Jackson vs. Saints (W)	105 (6, 0)	10/1/61	Tommy McDonald vs. Cardinals (L)	187 (11, 0)
10/19/69	Harold Jackson at Cowboys (L)	107 (3, 1)	10/1/61	Bobby Walston vs. Cardinals (L)	127 (2, 0)
10/13/69	Harold Jackson at Colts (L)	138 (8, 1)	12/18/60	Tommy McDonald at Redskins (W)	116 (2, 2)
10/5/69	Gary Ballman vs. Cowboys (L)	108 (5, 0)	12/18/60	Timmy Brown (RB) at Redskins (W)	128 (5, 1)
9/28/69	Ben Hawkins vs. Steelers (W)	145 (7, 4)	12/18/60	Pete Retzlaff at Redskins (W)	110 (5, 1)
11/10/68	Fred Hill (TE) vs. Redskins (L)	114 (9, 0)	12/11/60	Timmy Brown (RB) at Steelers (L)	112 (3, 1)
10/27/68	Ben Hawkins at Steelers (L)	108 (7, 0)	12/4/60	Pete Retzlaff at Cardinals (W)	123 (5, 1)
10/6/68	Ben Hawkins at Redskins (L)	105 (6, 1)	11/20/60	Bobby Walston at Giants (W)	119 (6, 0)
9/29/68	Ben Hawkins vs. Cowboys (L)	103 (6, 0)	11/6/60	Tommy McDonald vs. Steelers (W)	141 (8, 3)
12/3/67	Ben Hawkins at Redskins (T)	151 (5, 2)	10/9/60	Pete Retzlaff vs. Cardinals (W)	132 (7, 2)
10/22/67	Ben Hawkins at Cardinals (L)	197 (6, 1)	12/6/59	Tommy McDonald at Redskins (W)	153 (9, 3)
10/15/67	Ben Hawkins vs. 49ers (L)	150 (6, 1)	11/15/59	Pete Retzlaff vs. Cardinals (W)	137 (5, 1)
10/1/67	Ben Hawkins vs. Steelers (W)	187 (8, 2)	10/25/59	Tommy McDonald at Cardinals (W)	122 (3, 2)
9/17/67	Gary Ballman vs. Redskins (W)	105 (4, 2)	10/4/59	Tommy McDonald vs. Giants (W)	133 (6, 3)
9/17/67	Ben Hawkins vs. Redskins (W)	100 (5, 0)	12/14/58	Tommy McDonald at Redskins (L)	148 (4, 0)
9/25/66	Pete Retzlaff (TE) vs. Giants (W)	120 (5, 1)	11/16/58	Bill Barnes (RB) vs. Cardinals (W)	109 (7, 0)
12/5/65	Ray Poage vs. Cowboys (L)	142 (5, 1)	10/26/58	Pete Retzlaff at Packers (L)	121 (6, 0)
12/5/65	Pete Retzlaff (TE) vs. Cowboys (L)	118 (6, 0)	10/14/56	Bobby Walston at Steelers (W)	108 (4, 1)
11/28/65	Pete Retzlaff (TE) at Cardinals (W)	148 (9, 3)	9/30/56	Bobby Walston at Rams (L)	115 (5, 0)
11/14/65	Pete Retzlaff (TE) vs. Redskins (W)	204 (7, 0)	12/11/55	Pete Pihos at Bears (L)	114 (11, 0)
11/7/65	Pete Retzlaff (TE) at Browns (L)	151 (7, 3)	12/4/55	Pete Pihos vs. Cardinals (W)	127 (10, 1)
10/17/65	Pete Retzlaff (TE) at Giants (L)	133 (6, 1)	11/27/55	Pete Pihos vs. Rams (L)	103 (6, 1)
9/26/65	Timmy Brown (RB) vs. Giants (L)	106 (8, 0)	11/13/55	Bill Stribling vs. Browns (W)	123 (6, 2)
9/19/65	Timmy Brown (RB) vs. Cardinals (W)	129 (7, 1)	11/6/55	Pete Pihos at Redskins (L)	119 (8, 1)
12/13/64	Pete Retzlaff (TE) at Cardinals (L)	106 (6, 1)	12/12/54	Pete Pihos vs. Giants (W)	119 (8, 1)
11/29/64	Pete Retzlaff (TE) at Browns (L)	100 (5, 1)	11/28/54	Jerry Williams (RB) vs. Redskins (W)	163 (6, 1)
11/8/64	Pete Retzlaff (TE) at Rams (L)	105 (6, 0)	11/7/54	Dom Moselle (RB) vs. Cardinals (W)	100 (7, 1)
10/25/64	Bill Mack at Steelers (W)	104 (3, 1)	10/23/54	Pete Pihos at Steelers (L)	111 (7, 1)
10/4/64	Timmy Brown (RB) vs. Steelers (W)	110 (2, 2)	10/17/54	Pete Pihos at Redskins (W)	132 (9, 3)
	Brown also 16-116-OTDs rushing		10/3/54	Jerry Williams (RB) at Cardinals (W)	166 (5, 1)
9/20/64	Pete Retzlaff (TE) vs. 49ers (L)	121 (8, 1)	10/3/54	Bobby Walston at Cardinals (W)	110 (5, 3)
9/13/64	Pete Retzlaff (TE) vs. Giants (W)	139 (6, 1)	11/21/53	Pete Pihos vs. Cardinals (W)	113 (7, 0)
10/13/63	Tommy McDonald at Redskins (W)	139 (8, 2)	11/15/53	Pete Pihos vs. Colts (W)	118 (7, 1)
10/6/63	Pete Retzlaff (TE) vs. Cowboys (W)	107 (4, 0)	11/15/53	Bobby Walston vs. Colts (W)	110 (7, 0)
9/15/63	Tommy McDonald vs. Steelers (T)	179 (7, 2)	11/8/53	Bobby Walston vs. Giants (W)	176 (8, 2)
12/16/62	Tommy McDonald at Cardinals (L)	162 (4, 3)	11/8/53	Pete Pihos vs. Giants (W)	145 (7, 2)
12/16/62	Timmy Brown (RB) at Cardinals (L)	199 (5, 2)	10/25/53	Pete Pihos at Cardinals (W)	156 (8, 1)
12/9/62	Pete Retzlaff (TE) vs. Steelers (L)	122 (7, 2)	10/10/53	Bobby Walston at Browns (L)	110 (4, 0)
12/2/62	Pete Retzlaff (TE) at Redskins (W)	135 (8, 1)	12/7/52	Bud Grant vs. Dallas Texans (W)	203 (11, 2)
11/25/62	Tommy McDonald vs. Cowboys (W)	108 (3, 1)	11/30/52	Bud Grant at Cardinals (L)	186 (8, 1)
11/25/62	Pete Retzlaff (TE) vs. Cowboys (W)	113 (4, 0)	11/23/52	Bobby Walston at Browns (W)	121 (4, 1)
10/28/62	Timmy Brown (RB) at Vikings (L)	174 (5, 1)	10/12/52	Bud Grant vs. Steelers (W)	111 (5, 1)
10/21/62	Howard Cassady vs. Redskins (L)	133 (8, 2)	9/28/52	Bud Grant at Steelers (W)	135 (4, 1)
10/14/62	Tommy McDonald at Cowboys (L)	131 (7, 0)	10/21/51	Bobby Walston* at Giants (L)	118 (6, 2)
9/30/62	Tommy McDonald vs. Browns (W)	140 (6, 1)	10/22/50	Jack Ferrante at Steelers (W)	118 (5, 0)
9/23/62	Timmy Brown (RB) vs. Giants (L)	160 (9, 1)	10/15/50	Jack Ferrante at Colts (W)	103 (6, 0)
9/16/62	Pete Retzlaff (TE) vs. Cardinals (L)	126 (4, 0)	10/7/50	Jack Ferrante vs. Rams (W)	101 (4, 2)
12/17/61	Pete Retzlaff at Lions (W)	105 (9, 1)	11/13/49	Clyde Scott* (RB) at Redskins (W)	127 (4, 1)
12/10/61	Tommy McDonald vs. Giants (L)	237 (7, 2)	12/12/48	Jack Ferrante vs. Lions (W)	184 (7, 3)
11/26/61	Tommy McDonald vs. Cowboys (W)	131 (5, 3)	11/28/48	Pete Pihos vs. Steelers (W)	112 (7, 1)
11/5/61	Tommy McDonald vs. Bears (W)	109 (6, 1)	11/7/48	Pete Pihos at Giants (W)	128 (5, 2)
10/29/61	Tommy McDonald at Redskins (W)	141 (7, 1)	12/14/47	Pete Pihos* vs. Packers (W)	108 (4, 1)
10/29/61	Pete Retzlaff at Redskins (W)	125 (7, 2)	11/11/45	Jack Ferrante vs. Giants (W)	135 (5, 2)
			10/28/45	Jack Ferrante vs. Browns (W)	101 (5, 1)

* - denotes rookie

Underline - denotes playoff game

ALL-TIME 100-YARD RECEIVING GAMES



Date	Player/Opponent/Result	Yds (Rec, TD)
12/5/43	Tony Bova vs. Packers (L)	106 (3, 2)
11/1/42	Fred Meyer* at Redskins (L)	119 (4, 0)
12/1/40	Don Looney* at Redskins (L)	180 (14, 0)
10/26/40	Lester McDonald vs. Brook. Dodg. (L)	102 (6, 0)
9/22/40	Don Looney* at Rams (L)	129 (8, 2)
9/15/40	Don Looney* at Packers (L)	115 (8, 1)
11/19/39	Herschel Ramsey at Bears (L)	131 (8, 1)
9/11/38	Joe Carter vs. Redskins (L)	116 (6, 2)
11/14/37	Joe Carter at Packers (L)	139 (6, 1)

* - denotes rookie

Underline - denotes playoff game

MOST 100-YARD RECEIVING GAMES, Career

1.	Pete Retzlaff	23
2.	Harold Carmichael	21
	Mike Quick	21
4.	DeSean Jackson	20
5.	Tommy McDonald	17
6.	Fred Barnett	15
7.	Jeremy Maclin	14
	Pete Pihos	14
9.	Ben Hawkins	13
	Harold Jackson	13

*includes playoff games

MOST 150-YARD RECEIVING GAMES, Career

1.	DeSean Jackson	7
2.	Jeremy Maclin	5
	Tommy McDonald	5
4.	Ben Hawkins	4
	Fred Barnett	4

MOST 200-YARD RECEIVING GAMES, Career

1.	DeSean Jackson	1
	Kevin Curtis	1
	Pete Retzlaff	1
	Tommy McDonald	1
	Bud Grant	1

MOST 100-YARD RECEIVING GAMES, Season

1.	Terrell Owens (2004)	7
2.	Irving Fryar (1997)	6
	Mike Quick (1983)	6
4.	(nine times) last by DeSean Jackson (2013)	5

*regular season only

CONSECUTIVE 100-YD RECEIVING GAMES

PLAYER (YEAR)	GAMES
1. Terrell Owens (2004)	5
Harold Jackson (last 2 in 1971, first 3 in 1972)	5
3. Mike Quick (1983)	4
4. (seven times) last by Irving Fryar (1996)	3

ALL-TIME MULTI-SACK GAMES



Date	Player/Opponent/Result	Sacks			
9/6/18	Fletcher Cox vs. Atlanta (W)	1.5	1/13/07	Darwin Walker at Saints (L)	2.0
9/6/18	Jordan Hicks vs. Atlanta (W)	1.5	12/31/06	Matt McCoy vs. Falcons (W)	2.0
12/3/17	Brandon Graham at Seahawks (L)	1.5	12/31/06	Juqua Parker vs. Falcons (W)	2.0
11/19/17	Derek Barnett* at Cowboys (W)	2.0	11/19/06	Trent Cole vs. Titans (L)	1.5
10/23/17	Derek Barnett* vs. Redskins (W)	2.0	10/8/06	Darwin Walker vs. Cowboys (W)	3.0
9/10/17	Brandon Graham at Redskins (W)	2.0	10/8/06	Darren Howard vs. Cowboys (W)	2.0
12/11/16	Fletcher Cox vs. Redskins (L)	1.5	9/17/06	Jevon Kearse vs. Giants (L)	2.5
9/25/16	Fletcher Cox vs. Steelers (W)	2.0	9/17/06	Trent Cole vs. Giants (L)	2.0
12/26/15	Fletcher Cox vs. Redskins (L)	2.0	9/17/06	Mike Patterson vs. Giants (L)	1.5
12/6/15	Brandon Graham at Patriots (W)	2.0	9/10/06	Trent Cole at Texans (W)	2.0
12/6/15	Connor Barwin at Patriots (W)	2.0	11/20/05	Jevon Kearse at Giants (L)	2.5
11/26/15	Vinny Curry at Lions (L)	2.0	11/20/05	Trent Cole* at Giants (L)	2.0
11/8/15	Brandon Graham at Cowboys (W)	2.0	11/14/05	Trent Cole* vs. Cowboys (L)	2.0
10/11/15	Fletcher Cox vs. Saints (W)	3.0	9/12/05	Brian Dawkins at Falcons (L)	1.5
11/23/14	Connor Barwin vs. Titans (W)	2.0	9/12/05	Darwin Walker at Falcons (L)	1.5
11/23/14	Trent Cole vs. Titans (W)	2.0	1/23/05	<u>Derrick Burgess vs. Falcons (W)</u>	2.0
11/10/14	Brandon Graham vs. Panthers (W)	1.5	12/5/04	Corey Simon vs. Packers (W)	2.0
11/10/14	Connor Barwin vs. Panthers (W)	3.5	12/5/04	Darwin Walker vs. Packers (W)	2.0
10/12/14	Vinny Curry vs. Giants (W)	2.0	11/28/04	Corey Simon at Giants (W)	2.0
10/12/14	Connor Barwin vs. Giants (W)	3.0	11/7/04	Sam Rayburn at Steelers (L)	2.0
10/5/14	Connor Barwin vs. Rams (W)	2.0	10/31/04	Jevon Kearse vs. Ravens (W)	2.0
12/22/13	Trent Cole vs. Bears (W)	3.0	9/26/04	Jevon Kearse at Lions (W)	3.0
12/22/13	Mychal Kendricks vs. Bears (W)	2.0	11/16/03	Darwin Walker vs. Giants (W)	1.5
12/1/13	Brandon Graham vs. Cardinals (W)	2.0	12/21/02	N.D. Kalu at Cowboys (W)	2.0
12/1/13	Trent Cole vs. Cardinals (W)	2.0	12/8/02	Brandon Whiting at Seahawks (W)	2.0
11/17/13	Trent Cole vs. Redskins (W)	2.0	12/1/02	N.D. Kalu vs. Rams (W)	3.0
12/13/12	Brandon Graham vs. Bengals (L)	2.5	12/1/02	Hugh Douglas vs. Rams (W)	2.0
12/13/12	Fletcher Cox* vs. Bengals (L)	1.5	11/3/02	Hugh Douglas at Bears (W)	2.0
12/2/12	Brandon Graham at Cowboys (L)	1.5	10/20/02	Carlos Emmons vs. Buccaneers (W)	2.0
9/23/12	Jason Babin at Cardinals (L)	1.5	12/9/01	Derrick Burgess at Chargers (W)	2.0
12/18/11	Jason Babin vs. Jets (W)	3.0	11/29/01	Corey Simon at Chiefs (W)	2.0
12/11/11	Jason Babin at Dolphins (W)	3.0	11/25/01	Corey Simon vs. Redskins (L)	2.0
12/11/11	Trent Cole at Dolphins (W)	3.0	11/18/01	Troy Vincent at Cowboys (W)	1.5
12/1/11	Jason Babin at Seahawks (L)	2.0	11/11/01	Hugh Douglas vs. Vikings (W)	2.5
10/30/11	Jason Babin vs. Cowboys (W)	2.0	11/4/01	Hugh Douglas vs. Cardinals (W)	2.0
10/2/11	Jason Babin vs. 49ers (L)	3.0	9/23/01	Brandon Whiting at Seahawks (W)	2.0
9/18/11	Cullen Jenkins at Falcons (L)	2.0	12/31/00	<u>Hugh Douglas vs. Buccaneers (W)</u>	2.0
9/11/11	Jason Babin at Rams (W)	2.0	11/19/00	Brian Dawkins vs. Cardinals (W)	2.0
11/28/10	Trent Cole at Bears (L)	2.0	11/19/00	Jeremiah Trotter vs. Cardinals (W)	2.0
10/17/10	Trent Cole vs. Falcons (W)	2.0	11/19/00	Corey Simon* vs. Cardinals (W)	1.5
9/26/10	Trent Cole at Jaguars (W)	2.0	11/5/00	Brandon Whiting vs. Cowboys (W)	1.5
9/26/10	Trevor Laws at Jaguars (W)	2.0	10/22/00	Hugh Douglas vs. Bears (W)	1.5
9/12/10	Juqua Parker vs. Packers (L)	2.0	10/8/00	Hugh Douglas vs. Redskins (L)	2.0
12/20/09	Trent Cole vs. 49ers (W)	2.0	9/24/00	Corey Simon* at Saints (W)	2.0
12/13/09	Darren Howard at Giants (W)	2.0	9/17/00	Hugh Douglas at Packers (L)	2.5
10/26/09	Trent Cole at Redskins (W)	2.0	9/3/00	Hugh Douglas at Cowboys (W)	2.0
9/13/09	Darren Howard at Panthers (W)	2.0	1/2/00	Tyrone Williams vs. Rams (W)	2.0
12/28/08	Chris Clemons vs. Cowboys (W)	2.0	12/19/99	Mike Mamula vs. Patriots (W)	3.0
11/16/08	Trent Cole at Bengals (T)	2.0	10/31/99	Greg Jefferson vs. Giants (L)	1.5
11/16/08	Darren Howard at Bengals (T)	2.0	11/22/98	Bill Johnson at Giants (L)	1.5
11/2/08	Darren Howard at Seahawks (W)	1.5	11/15/98	Hugh Douglas at Redskins (L)	1.5
9/21/08	Juqua Parker vs. Steelers (W)	2.5	11/8/98	Hugh Douglas vs. Lions (W)	2.5
9/21/08	Darren Howard vs. Steelers (W)	2.0	10/18/98	Hugh Douglas at Chargers (L)	4.5
9/21/08	Omar Gaither vs. Steelers (W)	1.5	10/11/98	Hollis Thomas vs. Redskins (W)	2.0
12/9/07	Trent Cole vs. Giants (L)	2.0	10/11/98	Hugh Douglas vs. Redskins (W)	1.5
10/28/07	Trent Cole at Vikings (W)	2.0	10/11/98	Al Wallace vs. Redskins (W)	1.5
9/23/07	Trent Cole vs. Lions (W)	3.5	12/14/97	Greg Jefferson at Falcons (L)	2.0
9/23/07	Brodrick Bunkley vs. Lions (W)	2.0	11/2/97	Hollis Thomas at Cardinals (L)	1.5
9/23/07	Juqua Parker vs. Lions (W)	2.0	10/26/97	Rhett Hall vs. Cowboys (W)	3.5
9/9/07	Trent Cole at Packers (L)	1.5	10/26/97	William Thomas vs. Cowboys (W)	2.0
			9/15/97	Bobby Taylor at Cowboys (L)	2.0

* - denotes rookie

Underline - denotes playoff game

ALL-TIME MULTI-SACK GAMES



Date	Player/Opponent/Result	Sacks	
12/22/96	William Fuller vs. Cardinals (W)	3.0	12/29/90 Seth Joyner at Phoenix Cardinals (W) 2.0
12/1/96	William Fuller vs. Giants (W)	2.0	12/16/90 Clyde Simmons vs. Packers (W) 1.5
11/24/96	William Thomas at Cardinals (L)	2.0	12/16/90 Reggie White vs. Packers (W) 1.5
10/13/96	Mike Mamula at Giants (W)	2.5	11/18/90 Clyde Simmons at Falcons (W) 2.0
10/13/96	William Fuller at Giants (W)	2.0	11/12/90 Reggie White vs. Redskins (W) 2.0
10/13/96	Rhett Hall at Giants (W)	1.5	11/4/90 Seth Joyner vs. Patriots (W) 2.0
10/13/96	William Thomas at Giants (W)	1.5	10/15/90 Jessie Small vs. Vikings (W) 2.0
9/22/96	William Fuller at Falcons (W)	2.0	9/30/90 Reggie White vs. Colts (L) 3.0
9/1/96	Mike Mamula at Redskins (W)	2.0	9/16/90 Mike Pitts vs. Phoenix Cardinals (L) 2.0
12/17/95	William Fuller vs. Cardinals (L)	2.0	9/16/90 Reggie White vs. Phoenix Cardinals (L) 2.0
12/10/95	William Fuller vs. Cowboys (W)	1.5	12/18/89 Jerome Brown at Saints (L) 2.0
12/3/95	William Fuller at Seahawks (L)	2.0	10/29/89 Clyde Simmons at Broncos (W) 3.5
12/3/95	Kevin Johnson at Seahawks (L)	2.0	10/29/89 Reggie White at Broncos (W) 1.5
11/19/95	Mike Mamula vs. Giants (W)	3.0	10/22/89 Seth Joyner vs. Los Angeles Raiders (W) 2.0
11/19/95	Andy Harmon vs. Giants (W)	2.0	10/15/89 Jerome Brown at Phoenix Cardinals (W) 2.5
10/29/95	William Fuller vs. Rams (W)	2.0	10/8/89 Reggie White vs. Giants (W) 2.0
10/29/95	Andy Harmon vs. Rams (W)	2.0	9/24/89 Reggie White vs. 49ers (L) 2.5
10/15/95	Andy Harmon at Giants (W)	2.0	9/24/89 Mike Pitts vs. 49ers (L) 2.0
10/15/95	Kevin Johnson at Giants (W)	2.0	9/24/89 Clyde Simmons vs. 49ers (L) 2.0
10/8/95	Andy Harmon vs. Redskins (W)	3.0	9/17/89 Jerome Brown at Redskins (W) 2.0
10/1/95	Mike Mamula at Saints (W)	2.0	9/10/89 Clyde Simmons vs. Seahawks (W) 2.0
12/18/94	Mike Flores vs. Giants (L)	2.0	12/18/88 Reggie White at Cowboys (W) 2.0
12/4/94	William Fuller at Cowboys (L)	1.5	12/10/88 Reggie White at Phoenix Cardinals (W) 2.0
11/6/94	Andy Harmon vs. Cardinals (W)	2.0	11/27/88 Clyde Simmons vs. Phoenix Cardinals (W) 2.5
10/24/94	William Thomas vs. Oilers (W)	2.0	11/6/88 Reggie White vs. Los Angeles Rams (W) 2.0
9/18/94	Bill Romanowski vs. Packers (W)	1.5	10/30/88 Reggie White vs. Falcons (L) 2.0
9/12/94	William Fuller vs. Bears (W)	2.0	10/10/88 Reggie White vs. Giants (W) 2.5
1/3/94	Andy Harmon vs. 49ers (W)	3.0	10/2/88 Clyde Simmons vs. Oilers (W) 2.0
12/26/93	Clyde Simmons vs. Saints (W)	2.0	9/25/88 Reggie White at Vikings (L) 4.0
12/6/93	Andy Harmon at Cowboys (L)	2.5	12/27/87 Reggie White vs. Bills (W) 2.0
11/28/93	Mike Flores at Redskins (W)	2.0	12/20/87 Reggie White at Jets (W) 2.0
10/31/93	Andy Harmon vs. Cowboys (L)	2.0	12/6/87 Reggie White at Giants (L) 2.0
9/19/93	Clyde Simmons vs. Redskins (W)	2.0	11/29/87 Mike Pitts at Patriots (W) 2.0
12/27/92	Clyde Simmons vs. Giants (W)	1.5	11/29/87 Reggie White at Patriots (W) 2.0
12/13/92	Clyde Simmons at Seahawks (W)	2.0	11/22/87 Reggie White vs. St. Louis Rams (L) 2.0
12/13/92	Reggie White at Seahawks (W)	2.0	11/15/87 Reggie White vs. Giants (L) 3.0
12/6/92	Andy Harmon vs. Vikings (W)	2.5	11/1/87 Jerome Brown at St. Louis Rams (W) 2.0
11/29/92	Mike Pitts at 49ers (L)	2.0	11/1/87 Reggie White at St. Louis Rams (W) 2.0
11/22/92	Reggie White at Giants (W)	3.5	10/25/87 Reggie White vs. Cowboys (W) 2.5
11/22/92	Clyde Simmons at Giants (W)	3.0	10/18/87 Fred Smalls at Packers (L) 2.5
11/8/92	Clyde Simmons vs. Los Angeles Raiders (W)	1.5	10/18/87 Ray Phillips at Packers (L) 1.5
11/8/92	Reggie White vs. Los Angeles Raiders (W)	1.5	9/20/87 Clyde Simmons vs. Saints (W) 1.5
10/11/92	Clyde Simmons at Chiefs (L)	2.0	9/20/87 Reggie White vs. Saints (W) 1.5
10/5/92	Reggie White vs. Cowboys (W)	2.0	12/14/86 Reggie White at Cowboys (W) 3.0
9/20/92	Clyde Simmons vs. Broncos (W)	1.5	12/7/86 Reggie White vs. St. Louis Rams (T) 2.0
9/13/92	Clyde Simmons at Phoenix Cardinals (W)	3.0	11/30/86 Reggie White at Los Angeles Raiders (W) 4.0
12/22/91	Reggie White vs. Redskins (W)	2.0	11/23/86 Ken Clarke at Seahawks (L) 2.0
12/8/91	Clyde Simmons at Giants (W)	2.0	11/9/86 Greg Brown vs. Giants (L) 2.0
12/2/91	Seth Joyner at Oilers (W)	2.0	11/2/86 Reggie White at St. Louis Rams (L) 4.0
11/17/91	Clyde Simmons vs. Bengals (W)	2.0	10/5/86 Garry Cobb at Falcons (W) 4.0
11/17/91	Reggie White vs. Bengals (W)	2.0	9/7/86 Ken Clarke at Redskins (L) 2.0
11/4/91	Clyde Simmons vs. Giants (W)	1.5	12/22/85 Garry Cobb at Vikings (W) 2.0
11/4/91	Reggie White vs. Giants (W)	1.5	12/22/85 Reggie White at Vikings (W) 2.0
10/6/91	Wes Hopkins at Buccaneers (L)	2.0	12/22/85 Reggie Wilkes at Vikings (W) 2.0
9/22/91	Clyde Simmons vs. Steelers (W)	2.0	12/8/85 Ray Ellis vs. Redskins (L) 2.0
9/15/91	Clyde Simmons at Cowboys (W)	4.5	11/17/85 Reggie White at St. Louis Rams (W) 3.0
9/15/91	Jerome Brown at Cowboys (W)	2.5	11/10/85 Ken Clarke vs. Falcons (W) 2.0
9/15/91	Mike Golic at Cowboys (W)	2.0	11/10/85 Reggie White vs. Falcons (W) 2.0
9/1/91	Reggie White at Packers (W)	3.0	10/13/85 Greg Brown vs. St. Louis Rams (W) 3.0
			10/6/85 Greg Brown at Saints (L) 1.5

* - denotes rookie

Underline - denotes playoff game

ALL-TIME MULTI-SACK GAMES



Date	Player/Opponent/Result	Sacks
10/6/85	Ken Clarke at Saints (L)	1.5
9/29/85	Reggie White vs. Giants (L)	2.5
9/29/85	Ken Clarke vs. Giants (L)	1.5
12/16/84	Greg Brown at Falcons (L)	4.0
12/16/84	Ken Clarke at Falcons (L)	2.0
12/16/84	Byron Darby at Falcons (L)	2.0
12/9/84	Byron Darby vs. Patriots (W)	1.5
12/9/84	Dennis Harrison vs. Patriots (W)	1.5
12/2/84	Greg Brown vs. Cowboys (L)	1.5
11/25/84	Dennis Harrison at St. Louis Rams (L)	1.5
11/4/84	Ken Clarke at Lions (T)	3.0
10/21/84	Dennis Harrison vs. Giants (W)	2.0
10/21/84	Greg Brown vs. Giants (W)	1.5
10/14/84	Ken Clarke vs. Colts (W)	2.0
10/14/84	Dennis Harrison vs. Colts (W)	2.0
9/30/84	Greg Brown at Redskins (L)	2.0
12/18/83	Greg Brown at St. Louis Rams (L)	2.5
11/20/83	Greg Brown vs. Giants (L)	2.0
11/13/83	Dennis Harrison at Bears (L)	3.0
10/9/83	Dennis Harrison at Giants (W)	2.0
10/2/83	Dennis Harrison at Falcons (W)	3.0
9/25/83	Carl Hairston at St. Louis Rams (L)	2.0
9/25/83	Joel Williams at St. Louis Rams (L)	1.5
12/26/82	Greg Brown at Cowboys (W)	2.0
12/26/82	Dennis Harrison at Cowboys (W)	1.5
12/19/82	Carl Hairston vs. Oilers (W)	2.0
12/11/82	Dennis Harrison at Giants (L)	2.0
12/5/82	Dennis Harrison vs. St. Louis Rams (L)	2.0
11/28/82	Dennis Harrison at Redskins (L)	2.0

* - denotes rookie

Underline - denotes playoff game

MOST MULTI-SACK GAMES, Career

1. Reggie White 38
2. Clyde Simmons 22
3. Trent Cole 20
4. Hugh Douglas 13
5. Dennis Harrison 11

*includes playoff games

MOST MULTI-SACK GAMES, Season

1. Reggie White (1987) 9
2. Clyde Simmons (1992) 7
3. Jason Babin (2011) 6
- Reggie White (1988) 6
5. Hugh Douglas (2000) 5
- Clyde Simmons (1991) 5

*regular season only

MOST 3-SACK GAMES, Career

1. Reggie White 9
2. Clyde Simmons 4
3. Trent Cole 3
- Jason Babin 3
5. Connor Barwin, four other players tied with 2

*includes playoffs

MOST 3-SACK GAMES, Season

1. Jason Babin (2011) 3
- Reggie White (1986) 3
3. Connor Barwin (2014) 2
- Dennis Harrison (1983) 2
- Clyde Simmons (1992) 2

*regular season only

MOST CONSECUTIVE MULTI-SACK GAMES

1. Reggie White (1987) 4
2. Jason Babin (2011) 3
- William Fuller (1995) 3
- Andy Harmon (1995) 3
- Dennis Harrison (1982) 3
- Reggie White (1986) 3

MULTI-INTERCEPTION GAMES SINCE 1960



Date	Player/Opponent/Result	INTs
1/1/17	Jordan Hicks (LB) vs. Cowboys (W)	2
12/22/16	Malcolm Jenkins vs. Giants (W)	2
9/9/12	Dominique Rodgers-Cromartie at Browns (W)	2
9/9/12	Kurt Coleman at Browns (W)	2
10/16/11	Kurt Coleman at Redskins (W)	3
11/21/10	Asante Samuel vs. Giants (W)	2
11/15/10	Dimitri Patterson at Redskins (W)	2
11/7/10	Asante Samuel vs. Colts (W)	2
11/29/09	Asante Samuel vs. Redskins (W)	2
10/11/09	Asante Samuel vs. Buccaneers (W)	2
9/13/09	Sheldon Brown at Panthers (W)	2
10/8/06	Lito Sheppard vs. Cowboys (W)	2
10/2/05	Sheldon Brown at Chiefs (W)	2
10/17/04	Lito Sheppard vs. Panthers (W)	2
12/8/02	Bobby Taylor at Seahawks (W)	2
1/12/02	<u>Damon Moore vs. Buccaneers (W)</u>	2
12/16/01	Brian Dawkins at Redskins (W)	2
9/24/00	Troy Vincent at Saints (W)	2
12/19/99	Troy Vincent vs. Patriots (W)	2
12/14/96	Michael Zordich at Jets (W)	2
9/22/96	William Thomas at Falcons (W)	2
12/17/95	William Thomas vs. Cardinals (W)	2
10/15/95	William Thomas at Giants (W)	2
12/26/93	Eric Allen vs. Saints (W)	2
10/17/93	Mark McMillian at Giants (L)	2
1/3/93	<u>Eric Allen at Saints (W)</u>	2
11/8/92	Eric Allen vs. Los Angeles Raiders (W)	2
11/17/91	Wes Hopkins vs. Bengals (W)	2
9/15/91	Rich Miano at Cowboys (W)	2
12/23/90	Eric Allen vs. Cowboys (W)	2
12/18/88	Wes Hopkins at Cowboys (W)	2
11/20/88	Terry Hoage at Giants (W)	2
9/4/88	Terry Hoage at Buccaneers (W)	2
9/20/87	Elbert Foules vs. Saints (W)	2
12/21/86	Roynell Young vs. Redskins (L)	2
9/14/86	Andre Waters at Bears (L)	2
10/20/85	Wes Hopkins vs. Cowboys (W)	2
12/2/84	Wes Hopkins vs. Cowboys (L)	2
12/19/82	Roynell Young vs. Oilers (W)	2
12/20/81	Herman Edwards vs. St. Louis Rams (W)	2
9/17/81	Brenard Wilson at Bills (W)	2
1/3/81	<u>Herman Edwards vs. Vikings (W)</u>	2
1/3/81	<u>Roynell Young vs. Vikings (W)</u>	2
9/22/80	Herman Edwards vs. Giants (W)	2
11/4/79	Herman Edwards vs. Browns (L)	2
10/14/79	Randy Logan at St. Louis Rams (W)	2
12/17/78	Herman Edwards vs. Giants (W)	2
9/17/78	Deac Sanders at Saints (W)	2
12/4/77	Randy Logan at Cowboys (L)	2
11/6/77	Deac Sanders vs. Saints (W)	2
10/9/77	Deac Sanders at Giants (W)	2
12/21/75	Frank LeMaster at Redskins (W)	2
12/21/75	Artimus Parker at Redskins (W)	2
11/30/75	Bill Bergey vs. 49ers (W)	2
10/5/75	Bill Bradley vs. Redskins (W)	2
11/5/72	Bill Bradley vs. St. Louis Rams (T)	2
10/8/72	Bill Bradley at Redskins (L)	2
12/12/71	Leroy Keyes vs. St. Louis Rams (W)	2
11/21/71	Bill Bradley at St. Louis Rams (W)	2
11/7/71	Bill Bradley at Redskins (T)	2
10/31/71	Bill Bradley vs. Broncos (W)	2
9/26/71	Bill Bradley vs. Cowboys (L)	2
11/8/70	Adrian Young vs. Dolphins (W)	2
12/21/69	Joe Scarpati at 49ers (L)	2
10/13/69	Nate Ramsey at Baltimore Colts (L)	2
11/17/68	Al Nelson at Giants (L)	2
10/29/67	Ron Medved vs. Cowboys (W)	2
10/23/66	Joe Scarpati at Giants (W)	3
9/18/66	Joe Scarpati vs. Falcons (W)	2
12/12/65	Jim Nettles at Steelers (W)	3
12/12/65	Joe Scarpati at Steelers (W)	2
11/28/65	Nate Ramsey at St. Louis Rams (W)	3
11/28/65	Al Nelson at St. Louis Rams (W)	2
12/13/64	Nate Ramsey at St. Louis Rams (L)	2
12/1/63	Dave Lloyd at Steelers (T)	2
10/13/63	Don Burroughs at Redskins (W)	2
12/9/62	Ben Scotti vs. Steelers (L)	2
10/6/62	Don Burroughs at Steelers (L)	2
12/3/61	Don Burroughs at Steelers (W)	3
12/3/61	Chuck Bednarik at Steelers (W)	2
11/27/60	Don Burroughs vs. Giants (W)	2
10/16/60	Gene Johnson vs. Lions (W)	2
10/9/60	Don Burroughs vs. St. Louis Rams (W)	2
9/30/60	Chuck Weber at Cowboys (W)	3

* - denotes rookie

Underline - denotes playoff game

MOST MULTI-INT GAMES, Career

1. Bill Bradley 7
 2. Don Burroughs 5
 - Herman Edwards 5
 4. Asante Samuel, Eric Allen 4
 - Wes Hopkins, Joe Scarpati 4
- *includes playoff games

MOST MULTI-INT GAMES, Season

1. Bill Bradley (1971) 4
 2. eight times, last by Asante Samuel (2010) 2
- *regular season only

MOST 3-INT GAMES, Career

1. Kurt Coleman 1
 - Don Burroughs 1
 - Jim Nettles 1
 - Nate Ramsey 1
 - Joe Scarpati 1
 - Chuck Weber 1
- *includes playoffs

CONSECUTIVE MULTI-INT GAMES

1. Bill Bradley (1971) 2

ALL-TIME INTERCEPTION RETURNS FOR TDs



Date	Player/Opponent/Result	Yards	
1/21/18	<u>Patrick Robinson vs. Vikings (W)</u>	50	10/15/78 John Sanders vs. Washington (W) 19
10/29/17	Jalen Mills vs. 49ers (W)	37	12/21/75 Frank LeMaster at Redskins (W) 89
12/22/16	Malcolm Jenkins vs. Giants (W)	34	12/21/75 Joe Lavender at Redskins (W) 36
12/11/16	Leodis McKelvin vs. Redskins (L)	29	9/29/74 Joe Lavender vs. Baltimore Colts (W) 37
10/16/16	Malcolm Jenkins at Redskins (L)	64	12/9/73 John Outlaw vs. Jets (W) 45
12/6/15	Malcolm Jenkins at Patriots (W)	99	12/19/71 Al Nelson at Giants (W) 19
11/8/15	Jordan Hicks* at Cowboys (W)	67	10/19/69 Bill Bradley* at Cowboys (L) 56
10/19/15	Nolan Carroll vs. Giants (W)	17	10/13/69 Nate Ramsey at Baltimore Colts (L) 26
11/10/14	Bradley Fletcher vs. Panthers (W)	34	9/21/69 Joe Scarpati vs. Browns (L) 34
9/28/14	Malcolm Jenkins at 49ers (L)	53	12/10/67 Joe Scarpati at Cowboys (L) 67
12/22/13	Brandon Boykin vs. Bears (W)	54	10/8/67 Don Hultz at Falcons (W) 16
11/13/11	Asante Samuel vs. Cardinals (L)	20	11/20/66 Jim Nettles at 49ers (W) 34
11/15/10	Dimitri Patterson at Redskins (W)	40	12/12/65 Jim Nettles* at Steelers (W) 56
12/6/09	Sheldon Brown at Falcons (W)	83	12/12/65 George Tarasovic at Steelers (W) 40
10/26/09	Will Witherspoon at Redskins (W)	9	12/12/65 Maxie Baughan at Steelers (W) 33
1/4/09	<u>Asante Samuel at Vikings (W)</u>	44	12/6/64 Joe Scarpati* vs. Cowboys (W) 24
12/15/08	Asante Samuel vs. Browns (W)	50	10/25/64 Irv Cross at Steelers (W) 94
10/12/08	Juqua Parker at 49ers (W)	55	11/10/63 Lee Roy Caffey* at Giants (L) 87
12/17/06	Trent Cole at Giants (W)	19	10/13/57 Jimmy Harris* at Browns (L) 65
12/10/06	Michael Lewis at Redskins (W)	84	10/5/57 Jerry Norton vs. Giants (L) 99
11/12/06	Sheldon Brown vs. Redskins (W)	70	10/14/56 Eddie Bell at Steelers (W) 28
10/8/06	Lito Sheppard vs. Cowboys (W)	102	11/13/55 Bibbles Bawel vs. Browns (W) 40
10/2/05	Sheldon Brown at Chiefs (W)	40	10/15/55 Bibbles Bawel at Steelers (L) 42
11/15/04	Lito Sheppard at Cowboys (W)	101	12/12/54 Jerry Norton* vs. Giants (W) 69
10/17/04	Lito Sheppard vs. Panthers (W)	64	11/15/53 Chuck Bednarik vs. Baltimore Colts (W) 26
10/5/03	ND Kalu vs. Redskins (W)	15	12/14/52 Mike Jarmoluk at Redskins (L) 45
1/11/03	<u>Bobby Taylor vs. Falcons (W)</u>	39	12/7/52 Vic Sears vs. Dallas Texans (W) 9
12/21/02	Shawn Barber at Cowboys (W)	80	11/2/52 Russ Craft at Packers (L) 32
12/1/02	Bobby Taylor vs. Rams (W)	23	10/29/50 Joe Muha vs. Redskins (W) 19
1/12/02	<u>Damon Moore vs. Buccaneers (W)</u>	59	10/22/50 Norm Willey* at Steelers (W) 41
11/18/01	Jeremiah Trotter at Cowboys (W)	50	9/24/50 Frank Reagan at Chicago Cardinals (W) 46 (lateral)
11/18/01	William Hampton at Cowboys (W)	33	12/4/49 Joe Muha at Giants (W) 28
11/19/00	Mike Caldwell vs. Cardinals (W)	26	11/20/49 Pat McHugh vs. NY Bulldogs (W) 21
9/3/00	Jeremiah Trotter at Cowboys (W)	27	11/10/46 Gil Steinke at Giants (L) 52
1/2/00	Mike Mamula vs. Rams (W)	41	12/3/44 Vic Linskog* vs. Brooklyn Tigers (W) 65
1/2/00	Al Harris vs. Rams (W)	17	11/26/44 Tom Miller vs. Bears (L) 35
11/21/99	Brandon Whiting vs. Colts (L)	22	11/19/44 Jack Hinkle at Redskins (W) 50
10/24/99	Brian Dawkins at Dolphins (L)	67	11/7/43 Larry Cabrelli vs. Redskins (T) 24
10/3/99	Bobby Taylor at Giants (L)	18	10/31/43 Ben Kish vs. Chicago Cardinals (W) 86
12/7/97	Brian Dawkins vs. Giants (L)	64	9/16/38 Jay Arnold at Pittsburgh Pirates (W) 22
11/3/96	Troy Vincent at Cowboys (W)	90 (lateral)	10/10/37 Maurice Harper* at Redskins (W) 20
12/30/95	<u>William Thomas vs. Lions (W)</u>	30	11/6/34 Swede Hanson vs. Cincinnati Reds (W) N/A
12/30/95	<u>Barry Wilburn vs. Lions (W)</u>	24	11/26/33 Lee Woodruff vs. Cincinnati Reds (W) 55
9/10/95	William Thomas at Cardinals (W)	37	
12/24/94	Mike Zordich at Bengals (L)	18	
10/30/94	Greg Jackson at Redskins (W)	55	
12/26/93	Eric Allen vs. Saints (W)	33	
12/26/93	Eric Allen vs. Saints (W)	25	
10/3/93	Eric Allen at Jets (W)	94	
9/19/93	Eric Allen vs. Redskins (W)	29	
1/3/93	<u>Eric Allen at Saints (W)</u>	18	
12/6/92	Seth Joyner vs. Vikings (W)	24	
11/22/92	Seth Joyner at Giants (W)	43	
12/22/91	Otis Smith vs. Washington (W)	74	
12/23/90	Eric Allen vs. Cowboys (W)	35	
11/25/90	Byron Evans vs. Giants (W)	23	
11/12/90	William Frizzell vs. Redskins (W)	30	
12/3/89	Clyde Simmons at Giants (W)	60	
9/10/89	Eric Everett vs. Seahawks (W)	30	
10/27/85	Wes Hopkins vs. Bills (W)	24	
9/29/85	Herman Edwards vs. Giants (L)	3	
12/19/82	Richard Blackmore vs. Oilers (W)	20	
12/17/78	Frank LeMaster vs. Giants (W)	9	

* - denotes rookie

Underline - denotes playoff game

MOST INT-TDs, Career (includes playoffs)

1. Eric Allen 6
2. **Malcolm Jenkins** 4
3. Sheldon Brown, Asante Samuel, Lito Sheppard, Bobby Taylor, Joe Scarpati 3

MOST INT-TDs, Season (regular season only)

1. Eric Allen (1993) 4
2. **Malcolm Jenkins (2016)**, Lito Sheppard (2004), Seth Joyner (1992), Bibbles Bawel (1955) 2

MOST INT-TDs, Game

1. Eric Allen (12/26/93 vs. NO) 2

CONSECUTIVE GAMES WITH AN INT-TD

1. Eric Allen (1993) 2

ALL-TIME FUMBLE RECOVERIES FOR TDs



Date	Player/Opponent/Result	Yards	
12/25/17	Derek Barnett* vs. Raiders	23	11/22/64 Mike Morgan* vs. St. Louis Cardinals (L) 0
12/10/17	Brandon Graham at LA Rams (W)	16	11/27/60 J.D. Smith vs. Giants (W) 0
11/26/17	Nelson Agholor vs. Bears (W)	0	11/20/60 Jimmy Carr at Giants (W) 38
11/19/17	Nigel Bradham at Cowboys (W)	37	12/13/59 Don Owens vs. Browns (L) 3
9/10/17	Fletcher Cox at Redskins (W)	20	11/22/59 Jerry Huth vs. Los Angeles Rams (W) 0
1/3/16	Walter Thurmond at Giants (W)	83	10/4/59 Chuck Weber vs. Giants (W) 0
10/5/14	Cedric Thornton vs. Rams (W)	0	12/12/54 Norm Willey vs. Giants (W) 0
9/7/14	Fletcher Cox vs. Jaguars (W)	17	10/25/53 Tom Scott* at Chicago Cardinals (W) 0
10/27/13	Najee Goode vs. Giants (L)	2	12/7/52 Ebert Van Buren vs. Dallas Texans (W) 0
12/18/11	Juqua Parker vs. Jets (W)	47	11/16/52 Pete Pihos vs. Chicago Cardinals (W) 12
11/7/11	Brian Rolfe vs. Bears (L)	22	11/9/52 Mike Jarmoluk vs. Redskins (W) 16
9/11/11	Juqua Parker at Rams (W)	56	11/4/51 Gerry Cowhig at Steelers (W) 25
10/10/10	Quintin Mikell at 49ers (W)	52	10/29/50 John Green vs. Redskins (W) 2
12/13/09	Sheldon Brown at Giants (W)	60	11/6/49 Russ Craft vs. Los Angeles Rams (W) 21
9/13/09	Victor Abiamiri at Panthers (W)	2	10/31/48 Bosh Pritchard at Steelers (W) 18
12/28/08	Joselio Hanson vs. Cowboys (W)	96	10/5/47 Joe Muha vs. Giants (W) 2
12/28/08	Chris Clemons vs. Cowboys (W)	73	10/8/44 Jack Banta vs. Redskins (T) 0
9/15/08	Chris Gocong at Cowboys (L)	0	10/31/43 Jack Hinkle vs. Chicago Cardinals (W) 0
12/30/07	Kevin Curtis vs. Bills (W)	0	10/24/43 Al Wukits* at Giants (L) 2
12/23/07	Kevin Curtis at Saints (W)	0	11/1/42 Rupert Pate at Redskins (L) 53
9/24/06	Mike Patterson at 49ers (W)	98	9/20/42 Vic Sears at Cleveland Rams (L) 25
10/9/05	Sheldon Brown at Cowboys (L)	80	9/15/40 Don Looney* at Packers (L) 44
1/16/05	Freddie Mitchell vs. Vikings (W)	0	10/15/39 Theodore Schmitt at Giants (L) 63
12/15/02	Carlos Emmons vs. Redskins (W)	44	9/25/38 Bob Pylman* vs. Giants (W) 88
12/9/01	Brian Dawkins vs. Chargers (W)	49	9/25/38 Joe Carter vs. Giants (W) 92
9/30/01	Damon Moore vs. Cowboys (W)	10	9/16/38 Jay Arnold at Pittsburgh Pirates (W) 18
9/15/97	William Thomas at Cowboys (L)	37	10/31/37 Joe Pilconis at Pittsburgh Pirates (L) 22
12/22/96	Mike Mamula vs. Cardinals (W)	4	
10/13/96	William Thomas at Giants (W)	23	* - denotes rookie
9/30/96	Rhett Hall vs. Cowboys (L)	32	<u>Underline</u> - denotes playoff game
12/24/95	Jerome Henderson at Bears (L)	0	
10/29/95	Kevin Johnson vs. St. Louis Rams (W)	37	
10/15/95	Mike Zordich at Giants (W)	58	
9/24/95	Greg Jackson at Raiders (L)	45	
1/3/94	Byron Evans at 49ers (W)	30	
9/13/92	Reggie White at Phoenix Cardinals (W)	37	
11/24/91	Seth Joyner at Phoenix Cardinals (W)	34	
11/24/91	Clyde Simmons at Phoenix Cardinals (W)	0	
10/6/91	Seth Joyner at Buccaneers (L)	0	
11/12/90	Clyde Simmons vs. Redskins (W)	18	
12/3/89	Andre Waters at Giants (W)	3	
11/20/88	Cris Carter at Giants (W)	0	
9/20/87	Seth Joyner vs. Saints (W)	18	
9/13/87	Reggie White at Redskins (L)	70	
12/15/85	Dave Little at Chargers (L)	0	
12/26/82	Greg Brown at Cowboys (W)	0	
10/11/81	Frank LeMaster at Saints (W)	47	
9/27/81	Greg Brown* vs. Redskins (W)	7	
11/16/80	Jerry Robinson at Redskins (W)	59	
11/19/78	Herman Edwards at Giants (W)	26	
12/1/74	Will Wynn vs. Packers (W)	87	
10/6/74	Bill Dunstan at Chargers (W)	46	
9/23/74	Joe Lavender vs. Cowboys (W)	96	
11/4/73	Will Wynn* vs. Patriots (W)	24	
11/21/71	Steve Smith at St. Louis Cardinals (W)	5	
11/21/71	Ben Hawkins at St. Louis Cardinals (W)	5	
11/15/70	Steve Preece vs. Falcons (T)	21	
12/18/66	Harold Wells at Redskins (W)	60	
10/10/65	George Tarasovic at Cowboys (W)	62	

MOST FR-TDs, Career

1. Seth Joyner 3
2. 9 players, last by **Fletcher Cox** 2

*includes playoff games

MOST FR-TDs, Season

1. Kevin Curtis (2007) 2
- Seth Joyner (1991) 2
- Juqua Parker (2011) 2

*regular season only

CONSECUTIVE GAMES WITH A FR-TD

1. Kevin Curtis (2007) 2

ALL-TIME KICK RETURNS FOR TDS



PUNT RETURNS FOR TOUCHDOWNS

Date	Player/Opponent/Result	Yards
12/2/12	Damaris Johnson* at Cowboys (L)	98
9/27/15	Darren Sproles at Jets (W)	89
11/22/92	Vai Sikahema at Giants (W)	87
9/13/09	DeSean Jackson at Panthers (W)	85
10/19/03	Brian Westbrook at Giants (W)	84
12/6/15	Darren Sproles at Patriots (W)	83
9/28/14	Darren Sproles at 49ers (L)	82
12/21/03	Brian Westbrook vs. 49ers (L)	81
10/4/59	Tommy McDonald vs. Giants (W)	81
10/25/42	Ernie Steele* at Bears (L)	80 (lateral)
12/21/47	<u>Bosh Pritchard at Steelers (W)</u>	79
11/25/02	Brian Mitchell at 49ers (W)	76
11/30/86	Greg Garrity at Los Angeles Raiders (W)	76
12/13/09	DeSean Jackson at Giants (W)	72
9/24/00	Brian Mitchell at Saints (W)	72
10/30/49	Clyde Scott* at Steelers (W)	70
11/23/47	Pat McHugh* at Boston Yanks (L)	69
10/5/08	DeSean Jackson* vs. Redskins (L)	68
11/6/66	Aaron Martin vs. Cowboys (W)	67
12/3/61	Timmy Brown at Steelers (W)	66
11/10/14	Darren Sproles vs. Panthers (W)	65
12/19/10	DeSean Jackson at Giants (W)	65
12/19/65	Bob Shann* vs. Lions (L)	63
10/11/59	Art Powell* vs. Steelers (W)	58
9/3/78	Wally Henry vs. Los Angeles Rams (L)	57
11/9/52	Don Stevens* vs. Redskins (W)	56
10/31/48	Bosh Pritchard at Steelers (W)	55
10/22/44	Steve Van Buren* vs. Boston Yanks (W)	55
10/6/68	Alvin Haymond at Redskins (L)	54
10/26/52	Bibbles Bawel* at Giants (W)	52
12/8/46	Steve Van Buren at Boston Yanks (W)	50
12/4/49	Frank Reagan at Giants (W)	41
11/2/47	Pete Pihos* at Redskins (W)	26
10/18/36	Stumpy Thomason at Boston Redskins (L)	15

* - denotes rookie

Underline - denotes playoff game

KICKOFF RETURNS FOR TOUCHDOWNS

Date	Player/Opponent/Result	Yards
11/23/14	Josh Huff* vs. Titans (W)	107
9/17/61	Timmy Brown vs. Browns (W)	105
10/7/50	Russ Craft vs. Los Angeles Rams (W)	103
9/21/14	Chris Polk vs. Redskins (W)	102
11/13/38	Dave Smukler at Brooklyn Dodgers (L)	100
11/23/08	Quintin Demps* at Ravens (L)	100
9/22/63	Timmy Brown vs. Cardinals (L)	100
12/2/62	Timmy Brown at Redskins (W)	99
12/11/77	Wilbert Montgomery* vs. Giants (W)	99
10/23/16	Josh Huff vs. Vikings (W)	98
9/22/68	Alvin Haymond vs. Giants (L)	98
12/2/45	Steve Van Buren at Giants (L)	98
11/1/42	Bosh Pritchard* at Redskins (L)	97
9/22/96	Derrick Witherspoon at Falcons (W)	97
11/12/44	Steve Van Buren* vs. Giants (T)	97
9/24/55	Jerry Norton vs. Giants (W)	96
11/24/96	Derrick Witherspoon at Cardinals (L)	95
9/28/47	Steve Van Buren vs. Redskins (W)	95
11/4/01	Brian Mitchell at Cardinals (W)	94
12/24/94	Herschel Walker at Bengals (L)	94
11/6/66	Timmy Brown vs. Cowboys (W)	93
12/2/79	Billy Campfield vs. Lions (W)	92
11/6/66	Timmy Brown vs. Cowboys (W)	90
11/14/99	Allen Rossum vs. Redskins (W)	89
11/18/84	Andre Waters* vs. Redskins (W)	89
10/1/00	Brian Mitchell vs. Falcons (W)	89
10/16/16	Wendell Smallwood* at Redskins (L)	86
12/17/95	Derrick Witherspoon vs. Cardinals (W)	86
11/2/97	Willie Clark at Cardinals (L)	39

* - denotes rookie

BLOCKED PUNT RETURNS FOR TOUCHDOWNS

Date	Player/Opponent/Result	Yards
12/6/15	Najee Goode at Patriots (W)	24
12/28/14	Trey Burton* at Giants (W)	27
10/5/14	Chris Maragos vs. Rams (W)	10
9/28/14	Brad Smith at 49ers (L)	0
11/22/92	Ken Rose at Giants (W)	3
9/2/84	Rich Kraynak at Giants (L)	8
10/31/71	Bill Hobbs vs. Broncos (W)	0
12/20/70	Mike Dirks vs. Steelers (W)	0
11/12/67	Jim Nettles at Los Angeles Rams (L)	0
12/18/49	<u>Leo Skladany* at Los Angeles Rams (W)</u>	2
11/3/46	Augie Lio vs. Giants (W)	0

* - denotes rookie

Underline - denotes playoff game

MISSED FIELD GOAL RETURNS FOR TOUCHDOWNS

Date	Player/Opponent/Result	Yards
9/26/71	Al Nelson vs. Cowboys (L)	101
12/11/66	Al Nelson vs. Browns (W)	100
9/16/62	Timmy Brown vs. St. Louis Cardinals (L)	99

BLOCKED FIELD GOAL RETURNS FOR TOUCHDOWNS

Date	Player/Opponent/Result	Yards
10/23/05	Matt Ware vs. Chargers (W)	65
11/20/88	Clyde Simmons at Giants (W)	15



SCORING

Most Touchdowns Scored

- 5 James Stewart, Jaguars (10/12/97 at Jax.) [all rushing]
- 4 Joseph Addai, Colts (11/26/06 at Ind.); Larry Brown, Redskins (12/16/73 at Was.); Ron Johnson, Giants (10/2/72 at Phi.); MacArthur Lane, Cardinals (10/18/70 at Phi.); John David Crow, Cardinals (12/16/62 at StL); Jim Taylor, Packers (11/11/62 at Phi.); Jim Brown, Browns (11/19/61 at Cle.)

Most Field Goals

- 5 (7 times) last by Josh Brown, Giants (10/27/13 at Phi., 5 att) and Al Del Greco, Titans (12/3/00 at Phi., 5 att)

Longest Field Goal

- 62 Matt Bryant, Buccaneers (10/22/06 at TB)
- 56 Justin Tucker, Ravens (9/16/12 at Phi.)
- 56 Mason Crosby, Packers (9/12/10 at Phi.)
- 56 Morten Andersen, Saints (12/26/93 at Phi.)
- 55 (2 times) last by Martin Gramatica (12/23/07 at NO)

RUSHING

Most Rushing Attempts

- 43 Butch Woolfolk, Giants (11/20/83 at Phi.)

Most Yards Rushing

- 237 Emmitt Smith, Cowboys (10/31/93 at Phi.) 30 att.
- 237 Jim Brown, Browns (11/19/61 at Cle.) 34 att.
- 235 Doug Martin, Buccaneers (11/22/15 vs. TB) 27 att.
- 223 Jim Brown, Browns (11/3/63 at Phi.) 28 att.
- 221 Gerald Riggs, Redskins (9/17/89 at Was.) 29 att.

Most Touchdowns Rushing

- 5 James Stewart, Jaguars (10/12/97 at Jax.)
- 4 Joseph Addai, Colts (11/26/06 at Ind.); Jim Taylor, Packers (11/11/62 at Phi.); Jim Brown, Browns (11/19/61 at Cle.)

Longest Run From Scrimmage

- 87t John Henry Johnson, Steelers (12/11/60 at Pit.)
- 85t Reggie Brooks, Redskins (9/19/93 at Phi.)
- 84t Herschel Walker, Cowboys (12/14/86 at Dal.)
- 84 Doug Martin, Buccaneers (11/22/15 vs. TB)

PASSING

Most Passes Attempted

- 63 Eli Manning, Giants (12/22/16 at Phi.)
- 58 Ryan Fitzpatrick, Jets (9/27/15 at NYJ)
- 57 Eli Manning, Giants (12/17/17 at NYG)
- 56 Tom Brady, Patriots (12/6/15 at NE)
- 56 Fran Tarkenton, Vikings (12/3/78 at Min.)

Most Passes Completed

- 38 Eli Manning, Giants (12/22/16 at Phi.)
- 37 Eli Manning, Giants (12/17/17 at NYG)
- 37 Daunte Culpepper, Vikings (9/20/04 at Phi.)
- 36 Philip Rivers, Chargers (9/15/13 at Phi.)
- 35 (2 times) last by Eli Manning, Giants (9/24/17 at Phi.)

Most Yards Gained Passing

- 446 Jon Kitna, Lions (9/23/07 at Phi.)
- 434 Eli Manning, Giants (12/17/17 at NYG)
- 429 Eli Manning, Giants (9/28/14 at NYG)
- 428 Joe Montana, 49ers (9/24/89 at Phi.)
- 427 Kirk Cousins, Redskins (9/21/14 at Phi.)

Most Touchdown Passes

- 5 Matthew Stafford, Lions (11/26/15 at Det.); Jameis Winston, Buccaneers (11/22/15 vs. TB); Eli Manning, Giants (12/30/12 at NYG); Joe Montana, 49ers (9/24/89 at Phi.); Craig Morton, Cowboys (10/19/69 at Dal.); Don Meredith, Cowboys (10/9/66 at Dal.); Don Meredith, Cowboys (9/29/68 at Phi.); Sonny Jurgensen, Redskins (10/11/64 at Was.); Sammy Baugh, Redskins (9/28/47 at Phi.); Frank Filchock, Redskins (10/8/44 at Phi.)

Longest Pass Play

- 96 Bill Kilmer to Walter Roberts, Saints (11/19/67 at Phi.)
- 93t Neil Lomax to Ernie Jones, Cardinals (12/10/88 at Pho.)
- 91t Jon Kitna to Roy Williams, Lions (9/23/07 at Phi.)
- 90t Seneca Wallace to Koren Robinson (11/2/08 at Sea.)
- 90t Virgil Carter to Speedy Thomas, Bengals (9/19/71 at Cin.)

RECEIVING

Most Passes Caught

- 13 Wes Welker, Patriots (11/25/07 at NE)
- 13 Terrell Owens, 49ers (11/25/02 at SF)
- 12 (7 times) last by Antonio Brown (9/25/16 vs. Pit.)

Most Yards Gained Receiving

- 225 Kenny Britt, Titans (10/24/10 at Ten.) 7 rec.
- 213 Tony Hill, Cowboys (11/12/79 at Dal.) 7 rec.
- 212 Hugh Taylor, Redskins (9/28/47 at Phi.) 8 rec.
- 204 Roy Williams, Lions (9/23/07 at Phi.) 9 rec.
- 193 Jessie Hester, Raiders (11/30/86 at LA) 4 rec.

Most Touchdown Passes Caught

- 3 (17 times) last by Calvin Johnson, Lions (11/26/15 at Det.)

INTERCEPTIONS

Most Interceptions

- 3 (14 times) last by Lofa Tatupu, Seahawks (12/2/07 at Phi.)

Longest Interception Return

- 107t Ed Reed, Ravens (11/23/08 at Bal.)
- 100t Mike Gaechter, Cowboys (10/14/62 at Dal.)
- 99t Patrick Robinson, Saints (11/5/12 at NO)
- 98 Brandon McDonald (12/15/08 vs. Cle.)
- 97t Darren Sharper, Saints (9/20/09 at Phi.)

MISCELLANEOUS

Most Punts

- 14 Sammy Baugh, Redskins (11/5/39 at Was.)

Longest Punt

- 85 Sammy Baugh, Redskins (12/1/40 at Was.)
- 80 Parker Hall, Cleveland Rams (12/3/39 at Phi.)

Longest Kickoff Return

- 105t Trindon Holliday, Broncos (9/29/13 at Den.)
- 104t Buddy Young, Colts (11/15/53 at Phi.)
- 103t George Hoey, Cardinals (11/21/71 at StL)
- 102t Larry Jones, Redskins (11/24/74 at Was.)
- 101t Wallace Francis, Bills (10/7/73 at Buf.)
- 101t Amos March, Cowboys (10/14/62 at Dal.)

Longest Punt Return

- 90t Adam Jones, Titans (11/19/06 at Phi.)
- 90t Jacques Green, Redskins (9/16/02 at Was.)
- 88t Andre Coleman, Chargers (9/17/95 at Phi.)
- 88t George Grosvenor, Cardinals (11/8/36 at Chi.)
- 87t Ted Ginn Jr., Dolphins (11/18/07 at Phi.)
- 86t Johnny Roland, Cardinals (10/2/66 at Phi.)

Longest Fumble Return

- 93t James Sanders, Cardinals (9/23/12 at Arz.)
- 74t Bull Karcis, Giants (10/16/38 at NYG)
- 69t DeMarcus Ware, Cowboys (10/8/06 at Phi.)
- 65t Willie Teal, Vikings (12/1/85 at Phi.)
- 64 Ray Edwards, Falcons (9/18/11 at Atl.)

Longest Return With Intercepted Lateral

- 93t Dick Poillon, Redskins (11/21/48 at Phi.)

SINGLE-SEASON TEAM RECORDS



SCORING

Most Points Scored

474 (2014, 16 games)
457 (2017, 16 games)
442 (2013, 16 games)
439 (2010, 16 games)
429 (2009, 16 games)

Fewest Scored

51 (1936, 12 games)
60 (1935, 11 games)
77 (1933, 9 games)

Most Allowed

444 (2012, 16 games)
430 (2015, 16 games)
409 (1967, 14 games)
400 (2014, 16 games)
393 (1973, 14 games)

Fewest Allowed

85 (1934, 11 games)
131 (1944, 10 games)
133 (1945, 10 games)

TOUCHDOWNS

Most Scored

54 (2014, 16 games)
53 (2017, 16 games)
53 (2013, 16 games)
50 (1948, 12 games)
49 (3x - 2010, 16 games)

Fewest Scored

6 (1936, 12 games)

Most Allowed

52 (2012, 16 games)
52 (1967, 14 games)
50 (2015, 16 games)
48 (2014, 16 games)

Fewest Allowed

10 (1934, 11 games)
17 (1950, 12 games)
17 (1949, 12 games)
18 (1945, 10 games)

Most by Rushing

25 (1949, 12 games)
25 (1945, 10 games)
23 (2003, 16 games)

Most by Passing

38 (2017, 16 games)
34 (1990, 16 games)
34 (1961, 14 games)
33 (1954, 12 games)
32 (2x - 2013, 16 games)

KICKING

Most Field Goals Made

35 (2016, 16 games)
33 (2008, 16 games)
32 (2014, 16 games)
32 (2010, 16 games)
32 (2009, 16 games)

Most PATs Made

54 (2014, 16 games)
50 (1948, 12 games)
48 (2006, 16 games)
48 (1980, 16 games)
47 (2x - 2010, 16 games)

RUSHING

Most Attempts

632 (1949, 12 games)
587 (1978, 16 games)
581 (1950, 12 games)

Most Yards Gained

2,607 (1949, 12 games)
2,566 (2013, 16 games)
2,556 (1990, 16 games)
2,509 (1981, 16 games)
2,456 (1978, 16 games)

PASSING

Most Attempts

623 (2015, 16 games)
621 (2014, 16 games)
620 (2005, 16 games)
618 (2012, 16 games)
609 (2016, 16 games)

Most Completions

405 (2015, 16 games)
384 (2014, 16 games)
380 (2016, 16 games)
367 (2012, 16 games)
362 (2008, 16 games)

Most Yards Gained (Gross)

4,581 (2014, 16 games)
4,406 (2013, 16 games)
4,380 (2009, 16 games)
4,341 (2015, 16 games)
4,309 (2006, 16 games)

TOTAL NET YARDS

Most Gained

6,676 (2013, 16 games)
6,386 (2011, 16 games)
6,348 (2014, 16 games)
6,230 (2010, 16 games)
6,103 (2006, 16 games)

FIRST DOWNS

Most First Downs

356 (2014, 16 games)
356 (2011, 16 games)
355 (2013, 16 games)
339 (2015, 16 games)
338 (2017, 16 games)

Most by Rushing

157 (1981, 16 games)
143 (1978, 16 games)
143 (1949, 12 games)
142 (1950, 12 games)
138 (1992, 16 games)

Most by Passing

218 (2014, 16 games)
204 (2008, 16 games)
203 (1997, 16 games)
197 (2013, 16 games)
197 (2011, 16 games)

Most by Penalty

41 (2003, 16 games)
37 (2017, 16 games)
36 (2015, 16 games)
34 (1988, 16 games)
32 (1998, 16 games)

FUMBLES

Most Opponents' Fumbles

Recovered

27 (1987, 15 games)
26 (1989, 16 games)
25 (1971, 14 games)
22 (1991, 16 games)
22 (2002, 16 games)
22 (1954, 12 games)

INTERCEPTIONS

Most Thrown

36 (1936, 12 games)
34 (1933, 9 games)
31 (1963, 14 games)
31 (1962, 14 games)
31 (1953, 12 games)

Most Intercepted

33 (1944, 10 games)
32 (1988, 16 games)
31 (1950, 12 games)
30 (1960, 12 games)
30 (1989, 16 games)

PENALTIES

Most Penalties

138 (1994, 16 games)
134 (2005, 16 games)
129 (2010, 16 games)
124 (2004, 16 games)
120 (1990, 16 games)

Most Yards Penalized

1,130 (2005, 16 games)
1,107 (1994, 16 games)
1,101 (2010, 16 games)
995 (2014, 16 games)
983 (2006, 16 games)

QUARTERBACK SACKS

Most Sacks Made

62 (1989, 16 games)
60 (1984, 16 games)
57 (1987, 15 games)
56 (2002, 16 games)
55 (1992, 16 games)
55 (1991, 16 games)

Most Sacks Allowed

104 (1986, 16 games)
72 (1987, 15 games)
64 (1997, 16 games)
64 (1992, 16 games)
60 (1984, 16 games)

Fewest Sacks Allowed

22 (1981, 16 games)
23 (2008, 16 games)
23 (1970, 14 games)
26 (1971, 14 games)
26 (1968, 14 games)

Best Season, win percentage

1949 Won 11, Lost 1 (.917)

Best Season, win total

2017 13 wins, 3 losses

2004 13 wins, 3 losses

Worst Season

1936 Won 1, Lost 11 (.083)

Longest Winning Streak

9 (9/24/17 - 11/26/17)

9 (10/19/03 - 12/15/03)

9 (9/30/60 - 12/4/60)

Longest Winning Streak at Home

13 (12/14/47 - 12/11/49)

Longest Losing Streak at Home

10 (10/14/12 - 10/27/13)

Longest Winning Streak on Road

9 (10/19/03 - 10/24/04)

9 (11/12/00 - 12/16/01)

Longest Losing Streak on Road

12 (12/14/97 - 10/3/99)

12 (10/15/39 - 12/1/40)

Longest Losing Streak

14 (9/20/36 - 9/21/37)

Most Consecutive Wins - Start of Season

7 in 2004

Most Consecutive Wins - End of Season

8 in 1949 (Reg. Season)

Most Consecutive Losses - Start of Season

11 in 1968

Most Consecutive Losses - End of Season

11 in 1936

Total Shutouts by Eagles

36 last vs. NYG, 10/12/14

Most Shutouts in a Season

4 in 1934 and 1948

Most Consecutive Games Scored Points

120 (11/18/62 - 10/3/71)

Most Consecutive Games Scored Touchdown

92 (10/2/77 - 10/16/83)

Largest Comeback Victory

28-24 vs. Chicago Cardinals at

Metropolitan Stadium,

October 25, 1959 (came

back from 24-0 deficit in

3rd qtr.)

28-24 vs. Washington Redskins

at Griffith Stadium, Octo-

ber 27, 1946 (came back

from 24-0 deficit at half-

time)

Largest Comeback vs. Eagles

28-23 vs. Minnesota Vikings at

Veterans Stadium, Decem-

ber 1, 1985 (came back

from 23-0 deficit in 4th

qtr.)

SINGLE-GAME TEAM RECORDS



SCORING

Most Scored

- 64 vs. Cincinnati Reds, 11/6/34
- 59 at Washington Redskins, 11/15/10
- 56 vs. Detroit Lions, 9/23/07
- 56 at Chicago Cardinals, 10/25/53
- 56 vs. Los Angeles Rams, 10/7/50

Most Allowed

- 62 at Giants, 11/26/72
- 56 at Cowboys, 10/9/66
- 56 at Giants, 10/15/33

Most, Both Teams

- 87 Eagles 59, Redskins 28, (at Was.) 11/15/10
- 87 Eagles 45, Redskins 42, (at Phil.) 9/28/47
- 86 Eagles, 44, Bengals 42, (at Phil.) 11/30/97

Fewest, Both Teams

- 0 Eagles 0, Brooklyn Dodgers 0, (at Phil.), 10/1/39

Most, Both Teams — One Quarter

- 47 Eagles 20, Cardinals 27, (at StL), 12/13/64

Most Scored in 1st Quarter

- 28 at Redskins, 11/15/2010
- 27 at Steelers, 12/12/1965
- 26 vs. Cincinnati Reds, 11/6/1934
- 24 at Falcons, 10/8/1967

Most Allowed in 1st Quarter

- 28 at Broncos, 10/4/1998
- 28 at Cowboys, 10/19/1969
- 24 at Bills, 12/2/1990
- 21 (eight times) last at Broncos, 9/29/13

Most Scored Both Teams in 1st Quarter

- 35 at Saints, 12/23/2007, (E-21, NO-14)
- 35 at Cowboys, 10/19/1969, (E-7, C-28)
- 28 (four times) last at Redskins, 11/15/2010 (E-28, R-0)

Most Scored in 2nd Quarter

- 31 vs. Lions, 12/30/1995
- 28 vs. Panthers, 9/13/09
- 28 vs. Packers, 12/5/2004
- 28 at Cowboys, 11/15/2004
- 28 vs. Saints, 11/19/1967

Most Allowed in 2nd Quarter

- 28 vs. Bears, 10/4/1987
- 28 vs. St. Louis Cardinals, 10/18/1970
- 28 vs. Packers, 11/11/1962
- 28 at Bears, 10/17/1943

Most Total Both Teams in 2nd Quarter

- 47 at St. Louis Cardinals, 12/13/1964, (E-20, C-27)
- 42 at Cowboys, 11/15/2004, (E-28, D-14)
- 42 at Redskins, 11/27/1983, (E-21, W-21)
- 38 at St. Louis Cardinals, 12/16/1962, (E-21, C-17)

Most Scored in 1st Half

- 45 at Redskins, 11/15/2010
- 42 vs. Lions, 9/23/2007
- 38 vs. Lions, 12/30/1995
- 35 (three times) last vs. Packers, 12/5/2004

Most Allowed in 1st Half

- 42 at Cowboys, 10/19/1969
- 38 at Giants, 11/26/1972
- 35 (six times) last at Giants, 12/30/2012

Most Scored Both Teams 1st Half

- 63 vs. Lions, 9/23/2007, (E-42, D-21)
- 59 at Redskins, 11/15/2010, (E-45, R-14)
- 59 at St. Louis Cardinals, 12/16/1962, (E-28, C-31)
- 57 at St. Louis Cardinals, 12/13/1964, (E-27, C-30)
- 54 at Cowboys, 9/15/2008, (E-30, D-24)

Most Scored in 3rd Quarter

- 21 vs. Steelers, 9/25/16
- 21 at Raiders, 11/3/13
- 21 at Falcons, 9/18/11
- 21 vs. Redskins, 11/12/1990
- 21 vs. Patriots, 11/4/1973
- 21 at Redskins, 12/3/1967
- 21 vs. Chi. Cardinals (at Minneapolis), 10/25/1959
- 21 vs. NY Giants, 10/4/1959
- 21 vs. Redskins, 11/28/1954
- 21 vs. NY Bulldogs, 11/20/1949

Most Allowed in 3rd Quarter

- 28 vs. Redskins, 10/1/1955
- 23 at Giants, 10/21/1951

Most Scored Both Teams 3rd Quarter

- 42 vs. Redskins, 10/1/1955, (E-14, R-28)
- 35 at Redskins, 12/3/1967, (E-21, R-14)
- 34 at Redskins, 11/1/1942, (E-14, R-20)

Most Scored in 4th Quarter

- 28 at NY Giants, 12/19/2010
- 28 vs. Lions, 12/8/2013
- 26 at Saints, 1/3/1993
- 24 vs. Baltimore Colts, 11/15/1953
- 23 at 49ers, 10/12/2008

Most Allowed in 4th Quarter

- 28 vs. 49ers, 9/24/1989
- 28 vs. Vikings, 12/1/1985
- 28 vs. Chicago Cardinals, 12/7/1947
- 28 vs. Bears, 11/30/1941

Most Scored Both Teams 4th Quarter

- 42 vs. Chicago Cardinals, 12/7/1947, (E-14, C-28)
- 38 vs. 49ers, 9/24/1989, (E-10, S-28)
- 37 vs. NY Giants, 9/27/2017, (E-13, G-24)
- 37 at Arizona Cardinals, 11/24/1996, (E-17, A-20)

Most Scored in 2nd Half

- 35 at NY Giants, 12/19/2010
- 35 at St. Louis Cardinals, 11/8/1981
- 34 vs. Jaguars, 9/7/2014
- 34 vs. Lions, 12/8/2013
- 32 (three times) last vs. Falcons, 10/1/2000

Most Allowed in 2nd Half

- 49 vs. Bears, 11/30/1941
- 42 vs. Chicago Cardinals, 12/7/1947
- 34 at Oakland Raiders, 10/17/1971
- 31 (seven times) last at Broncos 9/29/13

SINGLE-GAME TEAM RECORDS



Most Scored Both Teams 2nd Half

- 56 vs. Chicago Cardinals, 12/7/1947, (E-14, C-42)
- 52 at Vikings, 12/15/2013, (E-21, V-31)
- 52 vs. Redskins, 10/1/1955, (E-21, R-31)
- 50 vs. Lions, 12/30/1995, (E-20, D-30)
- 49 vs. Bears, 11/30/1941, (E-0, B-49)
- 49 vs. Redskins, 9/28/47, (E-21, R-28)

Most Decisive Victory

- 64 Eagles 64, Cincinnati Reds 0, 11/6/34
- 45 (three times) last vs. Boston Yanks (E-45, Y-0), 11/14/48

Most Decisive Loss

- 56 Giants 56, Eagles 0, 10/15/33
- 52 Giants 62, Eagles 10, 11/26/72

TOUCHDOWNS

Most Scored

- 10 vs. Cincinnati Reds, 11/6/34
- 8 at Redskins, 11/15/10
- 8 vs. Lions, 9/23/07
- 8 at Cardinals, 10/25/53
- 8 vs. Rams, 10/7/50

Most Allowed

- 8 (three times) last at Giants, 11/26/72

Most Scored by Rushing

- 5 at Cowboys, 10/22/61
- 5 vs. Redskins, 10/23/49
- 5 at Redskins, 10/17/48
- 5 vs. Boston Yanks, 12/9/45

Most Allowed by Rushing

- 6 Packers, 11/11/62

Most by Passing

- 7 at Raiders, 11/3/13
- 7 at Redskins, 10/17/54

Most Allowed by Passing

- 5 (12 times) last at Lions, 11/26/15

KICKING

Most Field Goals Made

- 6 at Oilers, 11/12/72
- 5 (five times) last vs. Titans, 11/23/14

Most Field Goals Allowed

- 5 (seven times) last vs. Giants, 10/27/13

TOTAL YARDS

Most Yards Gained

- 592 at Redskins, 11/15/10 (332 passing, 260 rushing)
- 583 vs. 49ers, 9/18/05 (443 passing, 140 rushing)
- 582 at Browns, 11/7/65 (352 passing, 230 rushing)
- 575 vs. Redskins, 11/21/48 (199 passing, 376 rushing)
- 574 vs. Colts, 11/15/81 (339 passing, 235 rushing)

Fewest Yards Gained

- 23 at Lions, 9/20/35
- 54 vs. Packers, 11/11/62

Most Yards Allowed

- 652 at Cowboys, 10/9/66 (440 passing, 212 rushing)

Fewest Yards Allowed

- 29 vs. Brooklyn Dodgers, 12/3/44

FIRST DOWNS

Most, Total

- 34 vs. Saints 10/11/15
- 34 vs. Colts, 11/15/81
- 33 vs. Vikings, 11/11/01
- 32 vs. Cardinals, 11/27/08; at Redskins, 9/17/89; at Chicago Cardinals, 10/25/53; and at Redskins, 12/2/51

Most Allowed, Total

- 37 vs. Packers, 11/11/62

Fewest Allowed, Total

- 1 at NY Bulldogs, 9/22/49; vs. Brooklyn Dodgers, 10/1/39; at Browns, 12/3/50
- 2 vs. Brooklyn Dodgers, 11/11/34

Most by Rushing

- 25 at Redskins, 12/2/51

Most Allowed by Rushing

- 21 vs. Packers, 11/11/62 and vs. Browns, 12/13/59

Fewest Allowed by Rushing

- 0 (7 times) last vs. Cardinals, 11/27/08

Most by Passing

- 24 at Redskins, 9/17/89
- 22 at Redskins, 12/20/14
- 22 at Chargers, 11/15/09
- 22 at Chiefs, 10/2/05

Most Allowed by Passing

- 22 vs. Chargers, 9/15/13
- 22 at Cardinals, 12/13/64
- 21 (3 times) last vs. Rams, 10/5/14

Fewest Allowed by Passing

- 0 (8 times) last at Browns, 12/3/50

Most by Penalty

- 8 at Bears, 11/3/02
- 8 vs. Lions, 12/2/79

Most Allowed by Penalty

- 6 (seven times) last at Cowboys, 11/8/15

RUSHING

Most Attempts

- 64 at Redskins, 12/2/51
- 64 at Baltimore Colts, 10/15/50
- 64 vs. Los Angeles Rams, 11/6/49
- 64 at Redskins, 11/28/43

Most Attempts Allowed

- 67 at Lions, 9/20/35

Most Yards Gained

- 376 vs. Redskins, 11/21/48

Fewest Yards Gained

- 36 at Bears, 11/19/39
- 23 vs. Lions, 11/17/40

Most Yards Allowed

- 370 at Lions, 9/20/35

Fewest Yards Allowed

- 33 vs. Brooklyn Dodgers, 10/2/43
- 26 at Boston Yanks, 12/8/46
- 6 vs. Chicago Bears, 11/26/17
- 10 vs. Boston Yanks, 10/22/44
- 13 vs. Brooklyn Tigers, 12/3/44

SINGLE-GAME TEAM RECORDS



PASSING

Most Attempts

62 at Cardinals, 10/26/14
62 at Bears, 10/2/89
61 vs. Titans, 11/19/06
60 at Bengals, 12/4/16
60 at Redskins, 12/1/40

Fewest Attempts

3 vs. Steelers, 12/1/46

Most Attempts Allowed

63 vs. Giants, 12/22/16
63 at 49ers, 11/25/02
58 at Jets, 9/27/15
57 at Giants, 12/17/17
57 at Patriots, 12/6/15

Fewest Attempts Allowed

0 at Browns, 12/3/50
1 at NY Bulldogs, 9/22/49; at Cardinals, 11/8/36

Most Completions

37 vs. Redskins, 12/26/15
37 at Redskins, 12/20/14
36 at Bengals, 12/4/16
36 at Falcons, 9/14/15
36 at Cardinals, 10/26/14

Fewest Completions

0 at Redskins, 10/18/36

Most Completions Allowed

38 vs. Giants, 12/22/16
37 at Giants, 12/17/17
37 vs. Vikings, 9/20/04
36 at 49ers, 11/25/02
35 at Jets, 9/27/15

Fewest Completions Allowed

0 at Browns, 12/3/50
0 vs. NY Bulldogs, 9/22/49
0 at Chicago Cardinals, 11/8/36
0 vs. Brooklyn Dodgers, 11/29/36
0 vs. Cincinnati Reds, 11/6/34

Most Yards Gained (gross)

486 vs. Giants, 11/8/53
464 vs. Packers, 12/5/04

Fewest Yards Gained (gross)

0 at Boston Redskins, 10/18/36

Most Yards Allowed (gross)

447 at Cowboys, 10/9/66
446 vs. Lions, 9/23/07

Fewest Yards Allowed (gross)

0 at Browns, 12/3/50, at NY Bulldogs, 9/22/49, at Cardinals, 11/8/36, and vs. Cincinnati Reds, 11/6/34

PENALTIES

Most Penalties

19 vs. Oilers, 10/2/88
16 at Seahawks, 12/13/92
16 at Giants, 12/3/89

Fewest Penalties

0 many times; last vs. Cowboys, 12/28/08

Most Penalties by Opponent

22 vs. Bears, 11/26/44

Fewest Penalties by Opponent

0 many times; last at Jets, 10/14/07

Most Yards Penalized

191 at Seahawks, 12/13/92
171 vs. Saints, 11/23/03

Fewest Yards Penalized

0 many times; last vs. Cowboys, 12/28/08

Most Yards Opponent Penalized

170 vs. Bears, 11/26/44

Fewest Yards Opponent Penalized

0 many times; last at Jets, 10/14/07

Most Penalties, Both Teams

31 Eagles 19, Houston Oilers 12 (at Phil.), 10/2/88
28 Eagles 13, St. Louis Rams 15 (at StL), 12/18/05

Fewest Penalties, Both Teams

1 Eagles 1, Brooklyn Dodgers 0 (at Phil.), 10/1/39
1 Eagles 1, Chicago Cardinals 0 (at Chi.), 11/10/35
1 Eagles 1, Brooklyn Dodgers 0 (at Phil.), 11/11/34

Most Yards Penalized, Both Teams

272 Eagles 171, Saints 101 (at Phil.), 11/23/03
262 Eagles 157, Chicago Cardinals 105 (at Chi.), 11/30/52

Fewest Yards Penalized, Both Teams

5 Eagles 5, Pittsburgh Steelers 0 (at Phil.), 10/24/65
5 Eagles 5, Brooklyn Dodgers 0 (at Phil.), 10/1/39
5 Eagles 5, Chicago Cardinals 0 (at Chi.), 11/10/35
5 Eagles 5, Brooklyn Dodgers 0 (at Phil.), 11/11/34

FUMBLES

Most Committed

10 vs. Giants, 10/9/43

Most Lost

6 at Redskins, 11/6/55
6 at Boston Yanks, 12/8/46
6 vs. Steelers, 10/7/34

Most Committed by Opponent

8 Packers (at Phil.), 12/1/74
7 (six times) last by Giants (at NY), 12/28/02

Most Fumbles Lost by Opponent

6 Giants (at NY), 11/17/68
6 NY Bulldogs (at Phil.), 11/20/49
5 (six times) last by Oilers (at Hou.), 12/2/91

INTERCEPTIONS

Most Thrown

7 vs. Cowboys, 9/26/71
7 at Boston Redskins, 11/3/35
6 (six times) last vs. Cardinals, 10/21/56

Most Intercepted

9 at Steelers, 12/12/65
8 at Cardinals, 9/24/50
7 at Redskins, 12/21/75

TOTAL TURNOVERS

Most Committed

9 at Bears, 10/12/47

Most Forced by Defense

12 at Steelers, 12/12/65 (9 INTs, 3 fumble rec.)
12 at Cardinals, 9/24/50 (8 INTs, 4 fumble rec.)

SINGLE-GAME TEAM RECORDS



PUNTS

Most Punts

- 15 at Giants, 12/6/87
- 12 vs. Giants, 12/12/54. at Packers, 11/2/52. vs. Redskins, 10/4/42

Fewest Punts

- 0 (four times) last vs. Colts, 11/15/81

PUNT RETURNS

Most Punt Returns

- 12 at Browns, 12/3/50

Most Punt Returns by Opponent

- 9 (five times) last at Cardinals, 12/24/05

Most Yards Punt Returns

- 148 at Boston Yanks, 12/8/46

Most Yards Punt Returns Allowed

- 147 vs. Cardinals, 10/2/66

KICKOFF RETURNS

Most Kickoff Returns

- 9 at Giants, 11/26/72
- 9 at Giants, 11/10/46

Most Kickoff Returns Allowed

- 9 (six times) last vs. Cardinals, 11/27/08

Most Yards Kickoff Returns

- 261 vs. Cowboys, 11/6/66
- 253 at Cardinals, 11/24/96
- 235 vs. Cardinals, 9/19/65

Most Yards Kickoff Returns by Opponent

- 256 at Browns, 11/7/65

SACKS

Most Sacks Recorded

- 11 at Cowboys, 9/15/91
- 10 vs. Lions, 9/23/07
- 9 vs. Panthers, 11/10/14
- 9 at Dolphins, 12/11/11
- 9 vs. Steelers, 9/21/08
- 9 at Falcons, 12/16/84

Most Sacks Allowed

- 12 at Giants, 9/30/07
- 11 vs. Bears, 10/4/87
- 11 at Raiders, 11/30/86
- 11 vs. Lions, 11/16/86
- 11 at Cardinals, 12/18/83

ALL-TIME TEAM HIGHS AND LOWS



EAGLES HIGHS

64	vs. Cin.	11/6/34
10	vs. Cin.	11/6/34
5	[4x] last at Dal.	10/22/61
7	[2x] last at Oak.	11/3/13
7	[2x] last at Hou.	11/12/72
6	at Hou.	11/12/72
34	[2x] last vs. NO	10/11/15
25	at Was.	12/2/51
24	at Was.	9/17/89
592	at Was.	11/15/10
64	[3x] last at Was.	12/2/51
376	vs. Was.	11/21/48
460	vs. NYG	11/8/53
12	at NYG	9/30/07
486	vs. NYG	11/8/53
62	[2x] last at Ari.	10/26/14
37	last vs. Was.	12/26/15
7	[2x] last vs. Dal.	9/26/71
9	at Chi.	10/12/47
10	vs. NYG	10/9/43
6	[3x] last at Was.	11/6/55
15	at NYG	12/6/87
60.0	[2x] last at Min.	10/28/62
19	vs. Hou.	10/2/88
191	at Sea.	12/13/92

CATEGORY

POINTS
TOUCHDOWNS
RUSHING TDS
PASSING TDS
FIELD GOALS ATTEMPTED
FIELD GOALS MADE
TOTAL FIRST DOWNS
RUSHING FIRST DOWNS
PASSING FIRST DOWNS
TOTAL NET YARDS
RUSHING ATTEMPTS
NET YARDS RUSHING
NET YARDS PASSING
QB SACKS ALLOWED
GROSS YARDS PASSING
PASS ATTEMPTS
PASS COMPLETIONS
INTERCEPTIONS THROWN
TOTAL TURNOVERS
FUMBLES BY
FUMBLES LOST
PUNTS
PUNTING AVERAGE
PENALTIES
YARDS PENALIZED

EAGLES LOWS

0	last vs. Dal.	12/31/17
0	last vs. Dal.	12/31/17
0	last vs. Dal.	12/31/17
0	last vs. Atl.	9/6/18
0	last vs. Dal.	12/31/17
0	last at TB	9/16/18
2	[5x] last vs. Was.	10/24/37
0	[7x] last at Dal.	10/9/05
0	[2x] last vs. NYG	10/5/57
23	at Det.	9/20/35
9	[4x] last at Dal.	10/9/05
-36	at Chi.	11/19/39
-13	vs. NYG	12/11/77
0	last at Dal	11/19/17
0	at Boston Redskins	10/18/36
3	vs. Pit.	12/1/46
0	at Bos.	10/18/36
0	last at TB	9/16/18
0	last at NYG	12/12/17
0	last at Dal	11/19/17
0	last at NYG	12/12/17
0	last vs. Bal.	11/15/81
0.0	last vs. Bal.	11/15/81
0	[16x] last vs. Dal.	12/28/08
0	[16x] last vs. Dal.	12/28/08

OPPONENTS HIGHS

62	at NYG	11/26/72
8	[3x] last at NYG	11/26/72
6	vs. GB	11/11/62
5	[12x] last last at Det.	11/26/15
7	at NO	11/30/69
5	[7x] last vs. NYG	10/27/13
37	vs. GB	11/11/62
21	[2x] last vs. GB	11/11/62
22	at StL	12/13/64
652	at Dal.	10/9/66
67	at Det.	9/20/35
370	at Det.	9/20/35
440	at Dal.	10/9/66
11	at Dal.	9/15/91
447	at Dal.	10/9/66
63	at SF	11/25/02
37	vs. Min.	9/20/04
9	at Pit.	12/12/65
12	[2x] last at Pit.	12/12/65
8	vs. GB	12/1/74
6	[2x] last at NYG	11/17/68
15	at Was.	11/5/39
69.0	at Was.	12/27/03
22	vs. Chi.	11/26/44
170	vs. Chi.	11/26/44

CATEGORY

POINTS
TOUCHDOWNS
RUSHING TDS
PASSING TDS
FIELD GOALS ATTEMPTED
FIELD GOALS MADE
TOTAL FIRST DOWNS
RUSHING FIRST DOWNS
PASSING FIRST DOWNS
TOTAL NET YARDS
RUSHING ATTEMPTS
NET YARDS RUSHING
NET YARDS PASSING
QB SACKS ALLOWED
GROSS YARDS PASSING
PASS ATTEMPTS
PASS COMPLETIONS
INTERCEPTIONS THROWN
TOTAL TURNOVERS
FUMBLES BY
FUMBLES LOST
PUNTS
PUNTING AVERAGE
PENALTIES
YARDS PENALIZED

OPPONENTS LOWS

0	last vs. NYG	10/12/14
0	last vs. Chi.	11/26/17
0	last at TB	9/16/18
0	last vs. Atl.	9/6/18
0	last at TB	9/16/18
0	last at TB	9/16/18
1	[3x] last at Cle.	12/3/50
0	[6x] last vs. Ari.	11/27/08
0	[8x] last at Cle.	12/3/50
29	vs. Brooklyn	12/3/44
10	[2x] last vs. Ari.	11/27/08
-33	vs. Brooklyn	10/2/43
	NA	
0	last vs. NYG	9/24/17
0	[4x] last at Cle.	12/3/50
0	at Cle.	12/3/50
0	[5x] last at Cle.	12/3/50
0	last vs. Dal.	12/31/17
0	last at Sea.	12/3/17
0	last at NYG	12/12/17
0	last vs. Atl.	9/6/18
0	last at Pit.	11/7/04
	NA	
0	[11x] last at NYJ	10/14/07
0	[11x] last at NYJ	10/14/07

ALL-TIME PLAYOFF RESULTS



<u>Date</u>	<u>Playoff</u>	<u>Opponent</u>	<u>Result</u>	<u>Site</u>	<u>Attendance</u>	<u>Head Coach</u>
Sun., Dec. 21, 1947	NFL Divisional	Pittsburgh Steelers	W 21-0	Pittsburgh	35,729	Greasy Neale
Sun., Dec. 28, 1947	NFL Championship	Chicago Cardinals	L 21-28	Chicago	30,759	Greasy Neale
Sun., Dec. 19, 1948	NFL Championship	Chicago Cardinals	W 7-0	Philadelphia	36,309	Greasy Neale
Sun., Dec. 18, 1949	NFL Championship	Los Angeles Rams	W 14-0	Los Angeles	27,980	Greasy Neale
Mon., Dec. 26, 1960	NFL Championship	Green Bay Packers	W 17-13	Philadelphia	67,325	Buck Shaw
Sun., Dec. 24, 1978	NFC Wild Card	Atlanta Falcons	L 13-14	Atlanta	49,447	Dick Vermeil
Sun., Dec. 23, 1979	NFC Wild Card	Chicago Bears	W 27-17	Philadelphia	69,397	Dick Vermeil
Sat., Dec. 29, 1979	NFC Divisional	Tampa Bay Buccaneers	L 17-24	Tampa Bay	71,402	Dick Vermeil
Sat., Jan. 3, 1981	NFC Divisional	Minnesota Vikings	W 31-16	Philadelphia	68,434	Dick Vermeil
Sun., Jan. 11, 1981	NFC Championship	Dallas Cowboys	W 20-7	Philadelphia	70,696	Dick Vermeil
Sun., Jan. 25, 1981	Super Bowl 15	Oakland Raiders	L 10-27	New Orleans	75,500	Dick Vermeil
Sun., Dec. 27, 1981	NFC Wild Card	New York Giants	L 21-27	Philadelphia	71,611	Dick Vermeil
Sat., Dec. 31, 1988	NFC Divisional	Chicago Bears	L 12-20	Chicago	65,534	Buddy Ryan
Sun., Dec. 31, 1989	NFC Wild Card	Los Angeles Rams	L 7-21	Philadelphia	57,869	Buddy Ryan
Sat., Jan. 5, 1991	NFC Wild Card	Washington Redskins	L 6-20	Philadelphia	65,287	Buddy Ryan
Sun., Jan. 3, 1993	NFC Wild Card	New Orleans Saints	W 36-20	New Orleans	68,893	Rich Kotite
Sun., Jan. 10, 1993	NFC Divisional	Dallas Cowboys	L 10-34	Dallas	63,721	Rich Kotite
Sat., Dec. 30, 1995	NFC Wild Card	Detroit Lions	W 58-37	Philadelphia	66,099	Ray Rhodes
Sun., Jan. 7, 1996	NFC Divisional	Dallas Cowboys	L 11-30	Dallas	64,371	Ray Rhodes
Sun., Dec. 29, 1996	NFC Wild Card	San Francisco 49ers	L 0-14	San Francisco	56,460	Ray Rhodes
Sun., Dec. 31, 2000	NFC Wild Card	Tampa Bay Buccaneers	W 21-3	Philadelphia	65,813	Andy Reid
Sun., Jan. 7, 2001	NFC Divisional	New York Giants	L 10-20	New York	78,765	Andy Reid
Sat., Jan. 12, 2002	NFC Wild Card	Tampa Bay Buccaneers	W 31-9	Philadelphia	65,847	Andy Reid
Sat., Jan. 19, 2002	NFC Divisional	Chicago Bears	W 33-19	Chicago	66,944	Andy Reid
Sun., Jan. 27, 2002	NFC Championship	St. Louis Rams	L 24-29	St. Louis	66,502	Andy Reid
Sat., Jan. 11, 2003	NFC Divisional	Atlanta Falcons	W 20-6	Philadelphia	66,452	Andy Reid
Sun., Jan. 19, 2003	NFC Championship	Tampa Bay Buccaneers	L 10-27	Philadelphia	66,713	Andy Reid
Sun., Jan. 11, 2004	NFC Divisional	Green Bay Packers	W 20-17 ot	Philadelphia	67,707	Andy Reid
Sun., Jan. 18, 2004	NFC Championship	Carolina Panthers	L 3-14	Philadelphia	67,862	Andy Reid
Sun., Jan. 16, 2005	NFC Divisional	Minnesota Vikings	W 27-14	Philadelphia	67,722	Andy Reid
Sun., Jan. 23, 2005	NFC Championship	Atlanta Falcons	W 27-10	Philadelphia	67,717	Andy Reid
Sun., Feb. 6, 2005	Super Bowl 39	New England Patriots	L 21-24	Jacksonville	78,125	Andy Reid
Sun., Jan. 7, 2007	NFC Wild Card	New York Giants	W 23-20	Philadelphia	69,094	Andy Reid
Sat., Jan. 13, 2007	NFC Divisional	New Orleans Saints	L 24-27	New Orleans	70,001	Andy Reid
Sun., Jan. 4, 2009	NFC Wild Card	Minnesota Vikings	W 26-14	Minneapolis	61,746	Andy Reid
Sun., Jan. 11, 2009	NFC Divisional	New York Giants	W 23-11	New York	79,193	Andy Reid
Sun., Jan. 18, 2009	NFC Championship	Arizona Cardinals	L 25-32	Glendale	70,650	Andy Reid
Sat., Jan. 9, 2010	NFC Wild Card	Dallas Cowboys	L 14-34	Dallas	92,951	Andy Reid
Sun., Jan. 9, 2011	NFC Wild Card	Green Bay Packers	L 16-21	Philadelphia	69,144	Andy Reid
Sat., Jan. 4, 2014	NFC Wild Card	New Orleans Saints	L 24-26	Philadelphia	69,144	Chip Kelly
Sat., Jan. 13, 2018	NFC Divisional	Atlanta Falcons	W 15-10	Philadelphia	69,596	Doug Pederson
Sun., Jan. 21, 2018	NFC Championship	Minnesota Vikings	W 38-7	Philadelphia	69,596	Doug Pederson
Sun., Feb. 4, 2018	Super Bowl	New England Patriots	W 41-33	Minneapolis	67,612	Doug Pederson

PLAYOFF GAME BREAKDOWN

Overall Record	22-21
Home	15-7
Road	6-12
Super Bowl	1-2
NFL Championship	3-1
NFC Championship	3-4
NFC Divisional	8-6
NFC Wild Card	7-8
Overtime	1-0
Points Scored-Allowed	875-796



SERVICE

Most Games Played (Starts), Career

1.	David Akers	19 (0)
2.	Brian Dawkins	18 (18)
3.	Jon Runyan	17 (17)
	Tra Thomas	17 (17)
5.	Donovan McNabb	16 (16)
6.	Koy Detmer	13 (0)
	Sheldon Brown	13 (10)
8.	Quintin Mikell	12 (5)
	Mike Bartrum	12 (0)
	Todd Pinkston	12 (10)
	Corey Simon	12 (12)
	Bobby Taylor	12 (12)
	Darwin Walker	12 (9)
14.	Jeremiah Trotter	11 (11)
	Brian Westbrook	11 (8)
	Chad Lewis	11 (10)
	Jermame Mayberry	11 (10)
18.	Correll Buckhalter	10 (0)
	Hugh Douglas	10 (7)
	Hank Fraley	10 (10)
	Freddie Mitchell	10 (3)

SCORING

Most Points, Career

134	David Akers (19 games)
36	Brian Westbrook (11 games)
36	Harold Carmichael (7 games)
36	Tony Franklin (6 games)
36	Wilbert Montgomery (7 games)

Most Points, Game

16	Gary Anderson (12/30/95 vs. Lions) NFC-WC
15	David Akers (1/19/02 at Bears) NFC-D
14	David Akers (1/4/09 at Vikings) NFC-WC
12	(11 times) last by Alshon Jeffery (1/21/18 vs. Vikings) NFC-C

Most Touchdowns, Career

6	Brian Westbrook (11 games)
6	Harold Carmichael (7 games)
6	Wilbert Montgomery (7 games)
5	Duce Staley (7 games)
4	Donovan McNabb (16 games)
3	Alshon Jeffery (3 games), Brent Celek (9 games), Steve Van Buren (4 games), Fred Barnett (5 games), Chad Lewis (11 games)

Most Touchdowns, Game

2	(10 times) last by Alshon Jeffery (1/21/18 vs. Vikings) NFC-C
---	--

Most Points After Touchdown, Career

41	David Akers (19 games)
15	Tony Franklin (6 games)

Most Points After Touchdown, Game

7	Gary Anderson (12/30/95 vs. Lions) NFC-WC
5	Jake Elliott (1/21/18 vs. Vikings) NFC-C
4	(3 times) last by David Akers (1/12/02 vs. Bucs) NFC-WC

Most Field Goals, Career

31	David Akers (19 games)
7	Jake Elliott (3 games)
7	Tony Franklin (6 games)
5	Roger Ruzek (4 games)

Most Field Goals, Game

4	David Akers (1/4/09 at Vikings) NFC-WC
4	David Akers (1/19/02 at Bears) NFC-D
4	Luis Zendejas (12/31/88 at Bears) NFC-D
3	Jake Elliott (2/4/18 vs. Patriots) SB52
3	Jake Elliott (1/13/18 vs. Falcons) NFC-D
3	David Akers (1/11/09 at Giants) NFC-D
3	David Akers (1/7/07 vs. Giants) NFC-WC
3	Gary Anderson (12/30/95 vs. Lions) NFC-WC

Longest Field Goals

53	Jake Elliott (1/13/18 vs. Falcons) NFC-D
51	David Akers (1/4/09 at Vikings) NFC-WC
48	David Akers (1/7/07 vs. Giants) NFC-WC
46	Jake Elliott (2/4/18 vs. Patriots) SB52
46	David Akers (1/27/02 at Rams) NFC-C
46	David Akers (1/19/02 at Bears) NFC-D
45	David Akers (1/18/09 at Cardinals) NFC-C
45	David Akers (1/4/09 at Vikings) NFC-WC

PASSING

Most Passes Attempted, Career

577	Donovan McNabb (16 games)
226	Ron Jaworski (7 games)
214	Randall Cunningham (7 games)

Most Passes Attempted, Game

54	Randall Cunningham (12/31/88 at Bears) NFC-D
51	Donovan McNabb (2/6/05 vs. Patriots) SB39
49	Donovan McNabb (1/19/03 vs. Buccaneers) NFC-C
47	Donovan McNabb (1/18/09 at Cardinals) NFC-C

Most Passes Completed, Career

341	Donovan McNabb (16 games)
113	Randall Cunningham (7 games)
103	Ron Jaworski (7 games)
100	Nick Foles (4 games)

Most Passes Completed, Game

30	Donovan McNabb (2/6/05 vs. Patriots) SB39
28	Nick Foles (2/4/18 vs. Patriots) SB52
28	Donovan McNabb (1/18/09 at Cardinals) NFC-CG
27	Randall Cunningham (12/31/88 at Bears) NFC-D
27	Tommy Thompson (12/28/47 at Chicago Cardinals) NFL-CG

Most Yards Gained, Career

3,752	Donovan McNabb (16 games)
1,390	Randall Cunningham (7 games)
1,319	Ron Jaworski (7 games)

Most Yards Gained, Game

407	Randall Cunningham (12/31/88 at Bears) NFC-D
375	Donovan McNabb (1/18/09 at Cardinals) NFC-CG
357	Donovan McNabb (2/6/05 vs. Patriots) SB39
352	Nick Foles (1/21/18 vs. Vikings) NFC-CG
300	Donovan McNabb (1/4/09 at Vikings) NFC-WC

Most Touchdown Passes, Career

24	Donovan McNabb (16 games)
9	Ron Jaworski (7 games)
8	Nick Foles (4 games)
4	Tommy Thompson (4 games)



Most Touchdown Passes, Game

- 3 Nick Foles (2/4/18 vs. Patriots) SB52**
- 3 Nick Foles (1/21/18 vs. Vikings) NFC-CG**
- 3 Donovan McNabb (1/18/09 at Cardinals) NFC-CG
- 3 Donovan McNabb (2/6/05 vs. Patriots) SB39
- 3 Rodney Peete (12/30/95 vs. Lions) NFC-WC
- 3 Ron Jaworski (12/23/79 vs. Bears) NFC-WC

Longest Pass Play

- 76t Michael Vick to Jeremy Maclin (1/9/10 at Cowboys) NFC-WC
- 75t Jeff Garcia to Donté Stallworth (1/13/07 at Saints) NFC-D
- 71t Donovan McNabb to Brian Westbrook (1/4/09 at Vikings) NFC-WC
- 66 Randall Cunningham to Keith Jackson (1/5/91 vs. Redskins) NFC-WC
- 65 Randall Cunningham to Keith Jackson (12/31/88 at Bears) NFC-D

RUSHING

Most Attempts, Career

- 141 Wilbert Montgomery (7 games)
- 129 Brian Westbrook (11 games)
- 93 Duce Staley (7 games)
- 93 Steve Van Buren (4 games)
- 72 Donovan McNabb (16 games)

Most Attempts, Game

- 31 Steve Van Buren (12/18/49 at LA Rams) NFL-CG
- 26 (4 times) last by Montgomery (1/11/81 vs. Cowboys) NFC-CG
- 22 Chris Warren (12/31/00 vs. Buccaneers) NFC-WC

Longest Run From Scrimmage

- 62t Brian Westbrook (1/13/07 at Saints) NFC-D
- 55 Wilbert Montgomery (1/11/81 vs. Cowboys) NFC-CG
- 49t Brian Westbrook (1/7/07 vs. Giants) NFC-WC
- 49 Steve Van Buren (12/18/49 at LA Rams) NFL-CG
- 42 Wilbert Montgomery (1/11/81 vs. Cowboys) NFC-CG

Most Yards Gained, Career

- 591 Brian Westbrook (11 games)
- 518 Wilbert Montgomery (7 games)
- 422 Donovan McNabb (16 games)
- 384 Duce Staley (7 games)
- 365 Steve Van Buren (4 games)

Most Yards Gained, Game (includes all 100-yard performances)

- 196 Steve Van Buren (12/18/49 at LA Rams) NFL-CG
- 194 Wilbert Montgomery (1/11/81 vs. Cowboys) NFC-CG
- 141 Brian Westbrook (1/7/07 vs. Giants) NFC-WC
- 116 Brian Westbrook (1/13/07 at Saints) NFC-D
- 107 Donovan McNabb (1/11/04 vs. Packers) NFC-D
- 105 Heath Sherman (1/3/93 at Saints) NFC-WC

Most Touchdowns Rushing, Career

- 6 Wilbert Montgomery (7 games)
- 4 Donovan McNabb (16 games)
- 3 LeGarrette Blount (3 games)
- 3 Brian Westbrook (11 games)
- 2 Steve Van Buren (4 games)
- 2 Duce Staley (7 games)

Most Touchdowns, Game

- 2 Brian Westbrook (1/13/07 at Saints) NFC-D
- 2 Wilbert Montgomery (12/27/81 vs. Giants) NFC WC
- 2 Wilbert Montgomery (1/3/81 vs. Vikings) NFC-D

RECEIVING

Most Receptions, Career

- 38 Chad Lewis (11 games)
- 35 Duce Staley (7 games)
- 33 Brian Westbrook (11 games)
- 32 Todd Pinkston (12 games)

Most Receptions, Game

- 10 Brent Celek (1/18/09 at Cardinals) NFC-CG
- 9 Nelson Agholor (2/4/18 vs. Patriots) SB52**
- 9 Terrell Owens (2/6/05 vs. Patriots) SB39
- 9 Keith Byars (12/31/89 vs. LA Rams) NFC-WC and (12/31/88 at Bears) NFC-D
- 8 Zach Ertz (1/21/18 vs. Vikings) NFC-CG**
- 8 Duce Staley (1/27/02 at Rams) NFC-CG
- 8 Fred Barnett (12/30/95 vs. Lions) NFC-WC
- 8 Jack Ferrante (12/28/47 at Chicago Cardinals) NFL-CG

Most Yards Gained, Career

- 465 Harold Carmichael (7 games)
- 433 Todd Pinkston (12 games)
- 409 Chad Lewis (11 games)
- 334 Brian Westbrook (11 games)
- 321 DeSean Jackson (6 games)

Most Yards Gained, Game (includes all 100-yard performances)

- 146 Jeremy Maclin (1/9/10 at Cowboys) NFC WC
- 142 Keith Jackson (12/31/88 at Bears) NFC-D
- 122 Kevin Curtis (1/18/09 at Cardinals) NFC-C
- 122 Terrell Owens (2/6/05 vs. Patriots) SB39
- 116 Keith Jackson (1/5/91 vs. Redskins) NFC-WC
- 111 Harold Carmichael (12/23/79 vs. Bears) NFC-WC
- 100 Corey Clement (2/4/18 vs. Patriots) SB52**

Most Touchdowns, Career

- 6 Harold Carmichael (7 games)
- 3 Alshon Jeffery (3 games)**
- 3 Brent Celek (9 games)
- 3 Brian Westbrook (11 games)
- 3 Fred Barnett (5 games)
- 3 Chad Lewis (11 games)
- 3 Duce Staley (7 games)

Most Touchdowns, Game

- 2 Alshon Jeffery (1/21/18 vs. Vikings) NFC-CG**
- 2 Brent Celek (1/18/09 at Cardinals) NFC-CG
- 2 Chad Lewis (1/23/05 vs. Falcons) NFC-C
- 2 Fred Barnett (1/3/93 at Saints) NFC-WC
- 2 Harold Carmichael (12/23/79 vs. Bears) NFC-WC



INTERCEPTIONS

Most Interceptions, Career

- 5 Herman Edwards (7 games)
- 4 Brian Dawkins (18 games)
- 3 Damon Moore (5 games), Eric Allen (5 games), Seth Joyner (5 games), Roynell Young (5 games)

Most Interceptions, Game

- 2 Damon Moore (1/12/02 vs. Buccaneers) NFC-WC
- 2 Eric Allen (1/3/93 at Saints) NFC-WC
- 2 Herman Edwards (1/3/81 vs. Vikings) NFC-D
- 2 Roynell Young (1/3/81 vs. Vikings) NFC-D

Longest Interception Return

- 59t Damon Moore (1/12/02 vs. Buccaneers) NFC-WC
- 50t Patrick Robinson (1/21/18 vs. Vikings) NFC-CG
- 44t Asante Samuel (1/4/09 at Vikings) NFC-WC
- 39t Bobby Taylor (1/11/03 vs. Falcons) NFC-D
- 37 Jerry Robinson (12/29/79 at Buccaneers) NFC-D

Most Interception Return Yards, Career

- 77 Damon Moore (5 games)
- 75 Brian Dawkins (18 games)
- 69 Asante Samuel (5 games)

Most Interception Return Yards, Game

- 59 Damon Moore (1/12/02 vs. Buccaneers) NFC-WC
- 50 Patrick Robinson (1/21/18 vs. Vikings) NFC-CG
- 44 Asante Samuel (1/4/09 at Vikings) NFC-WC
- 39 Bobby Taylor (1/11/03 vs. Falcons) NFC-D

SACKS

Most Sacks, Career

- 4 Derrick Burgess (6 games)
- 4 Hugh Douglas (10 games)
- 4 Reggie White (5 games)

Most Sacks, Game

- 2 Darwin Walker (1/13/07 at Saints) NFC-D
- 2 Derrick Burgess (1/23/05 vs. Falcons) NFC-C
- 2 Hugh Douglas (12/31/00 vs. Buccaneers) NFC-WC

NFC-WC: NFC Wild Card, **NFC-D:** NFC Divisional Playoff,
NFL-D: NFL Divisional Playoff, **NFL-CG:** NFL Championship,
NFC-CG: NFC Championship, **SB:** Super Bowl,
 * denotes NFL playoff record
 # denotes ties NFL playoff record

PUNT RETURNS

Most Punt Returns, Career

- 16 Brian Mitchell (7 games)
- 13 John Sciarra (7 games)

Most Punt Returns, Game

- 6 John Sciarra (1/11/81 vs. Cowboys) NFC-CG
- 5 DeSean Jackson (1/4/09 at Vikings) NFC-WC
- 4 (7 times) last by Reno Mahe (1/11/04 vs. Packers) NFC-D

Most Yards on Punt Returns, Career

- 174 DeSean Jackson (6 games)
- 135 Brian Mitchell (7 games)
- 130 John Sciarra (7 games)

Most Yards on Punt Returns, Game

- 109 DeSean Jackson (1/4/09 at Vikings) NFC-WC
- 101 Bosh Pritchard (12/21/47 at Steelers) NFL-D
- 69 John Sciarra (1/11/81 vs. Cowboys) NFC-CG

Longest Punt Return

- 79t Bosh Pritchard (12/21/47 at Steelers) NFL-D
- 62 DeSean Jackson (1/4/09 at Vikings) NFC-WC
- 34 Wally Henry (12/23/79 vs. Bears) NFC-WC

KICKOFF RETURNS

Most Kickoff Returns, Career

- 22 Brian Mitchell (7 games)
- 11 Billy Campfield (7 games)

Most Kickoff Returns, Game

- 6 Brian Mitchell (1/27/02 at StL Rams) NFC-CG
- 5 (seven times) last by Brad Smith (1/4/14 vs. Saints) NFC-WC

Most Yards, Career

- 522 Brian Mitchell (7 games)
- 201 Billy Campfield (7 games)

Most Yards, Game

- 128 Brian Mitchell (1/27/02 at StL Rams) NFC-CG
- 125 (three times) last by James Thrash (1/11/04 vs. Packers) NFC-D

Longest Kickoff Return

- 70 Brian Mitchell (1/19/03 vs. Buccaneers) NFC-CG
- 58 Ted Dean (12/26/60 vs. Packers) NFL-CG



SCORING

Most Points, Game

- 58 vs. Lions (12/30/95) NFC-WC
- 41 vs. Patriots (2/4/18) SB52
- 38 vs. Vikings (1/21/18) NFC-CG
- 36 at Saints (1/3/93) NFC-WC

Most Points, Both Teams, Game

- 95 vs. Lions (12/30/95) NFC-WC; Eagles 58, Lions 37
- 74 vs. Patriots (2/4/18) SB52; Eagles 41, Patriots 33
- 57 at Cardinals (1/18/09) NFC-CG; Eagles 25, Cardinals 32
- 56 at Saints (1/3/93) NFC-WC; Eagles 36, Saints 20

Fewest Points, Both Teams, Game

- 7 vs. Chicago Cardinals (12/19/48) NFL-CG; Eagles 7, Cardinals 0
- 14 at 49ers (12/29/96) NFC-WC; 49ers 14, Eagles 0
- 14 at LA Rams (12/18/49) NFL-CG; Eagles 14, Rams 0

Largest Margin of Victory, Game

- 31 vs. Vikings (1/21/18) NFC-CG; Eagles 38, Vikings 7
- 22 vs. Buccaneers (1/12/02) NFC-WC; Eagles 31, Buccaneers 9
- 21 (twice) vs. Lions (12/30/95) NFC-WC; Eagles 58, Lions 37 & at Steelers (12/21/47) NFL-D; Eagles 21, Steelers 0

TOUCHDOWNS

Most Touchdowns, Game

- 7 vs. Lions (12/30/95) NFC-WC
- 5 vs. Patriots (2/4/18) SB52
- 5 vs. Vikings (1/21/18) NFC-CG
- 4 (three times) last vs. Bucs (1/12/02) NFC-WC

Most Touchdowns, Both Teams, Game

- 12 vs. Lions (12/30/95) NFC-WC; Eagles 7, Lions 5
- 9 vs. Patriots (2/4/18) SB52; Eagles 5, Patriots 4
- 7 (three times) last at Cardinals (1/18/09) NFC-C; Cardinals 4, Eagles 3

Fewest Touchdowns, Both Teams, Game

- 1 vs. Chicago Cardinals (12/19/48) NFL-CG; Eagles 1, Cardinals 0
- 2 (8 times) last vs. Falcons (1/13/18) NFC-D; Eagles 1, Falcons 1

FIELD GOALS

Most Field Goals, Game

- 4 at Vikings (1/4/09) NFC-WC
- 4 at Bears (1/19/02) NFC-D
- 4 at Bears (12/31/88) NFC-D

Most Field Goals, Both Teams, Game

- 6 at Giants (1/11/09) NFC-D
- 6 at Bears (12/31/88) NFC-D; Eagles 4, Bears 2
- 5 vs. Patriots (2/4/18) SB52; Eagles 3, Patriots 2
- 5 vs. Saints (1/4/14) NFC-WC; Eagles 1, Saints 4
- 5 vs. Giants (1/7/07) NFC-WC; Eagles 3, Giants 2
- 5 at Bears (1/19/02) NFC-D; Eagles 4, Bears 1

Most Field Goals Attempted, Game

- 5 at Bears (12/31/88) NFC-D
- 4 at Vikings (1/4/09) NFC-WC
- 4 at Bears (1/19/02) NFC-D
- 4 vs. Lions (12/30/95) NFC-WC

Most FGs Attempted, Both Teams, Game

- 9 at Bears (12/31/88) NFC-D; Eagles 5, Bears 4
- 8 at Giants (1/11/09) NFC-D; Eagles 3, Giants 5
- 6 vs. Patriots (2/4/18) SB52; Eagles 3, Patriots 3
- 6 vs. Saints (1/4/14) NFC-WC; Eagles 2, Saints 4
- 6 vs. Falcons (1/11/03) NFC-D; Eagles 3, Falcons 3

FIRST DOWNS

Most First Downs, Game

- 27 vs. Vikings (1/21/18) NFC-CG
- 25 vs. Patriots (2/4/18) SB52
- 24 vs. Patriots (2/6/05) SB39
- 24 vs. Vikings (1/3/81) NFL-D
- 23 vs. Vikings (1/16/05) NFC-D

Fewest First Downs, Game

- 11 at Giants (1/7/01) NFC-D
- 12 at Cowboys (1/10/93) NFC-D

Most First Downs, Both Teams, Game

- 54 vs. Patriots (2/4/18) SB52; Patriots 29, Eagles 25
- 49 vs. Vikings (1/21/18) NFC-CG; Eagles 27, Vikings 22
- 48 vs. Lions (12/30/95) NFC-WC; Lions 26, Eagles 22
- 45 vs. Patriots (2/6/05) SB39; Eagles 24, Patriots 21

Fewest First Downs, Both Teams, Game

- 24 (three times) last at LA Rams (12/18/49) NFL-CG; Eagles 17, Rams 7

Most First Downs, Rushing, Game

- 16 vs. Chicago Cardinals (12/19/48) NFL-CG
- 13 vs. Cowboys (1/11/81) NFC-CG

Fewest First Downs, Rushing, Game

- 0 at Cowboys (1/9/10) NFC-WC
- 1 at Bears (12/31/88) NFC-D
- 2 at Vikings (1/4/09) NFC-WC

Most First Downs, Passing, Game

- 21 at Bears (12/31/88) NFC-D
- 19 vs. Patriots (2/4/18) SB52
- 19 vs. Vikings (1/21/18) NFC-CG
- 18 vs. Patriots (2/6/05) SB39

Fewest First Downs, Passing, Game

- 0 vs. Chicago Cardinals (12/19/48) NFL-CG
- 4 at LA Rams (12/18/49) NFL-CG

TOTAL NET YARDS

Most Yards Gained, Game

- 538 vs. Patriots (2/4/18) SB52
- 456 vs. Vikings (1/21/18) NFC-CG
- 454 at Cardinals (1/18/09) NFC-CG
- 452 vs. Lions (12/30/95) NFC-WC
- 430 at Bears (12/31/88) NFC-D

Fewest Yards Gained, Game

- 178 at Cowboys (1/10/93) NFC-D
- 186 at Giants (1/7/01) NFC-D

RUSHING

Most Attempts, Game

- 61 at LA Rams (12/18/49) NFL-CG
- 57 vs. Chicago Cardinals (12/19/48) NFL-CG
- 52 at Steelers (12/21/47) NFL-D

Fewest Attempts, Game

- 13 at Cowboys (1/9/10) NFC-WC
- 14 at Giants (1/7/01) NFC-D
- 16 at Bears (12/31/88) NFC-D

Most Yards Gained, Game

- 274 at LA Rams (12/18/49) NFL-CG
- 263 vs. Cowboys (1/11/81) NFC-CG
- 225 vs. Chicago Cardinals (12/19/48) NFL-CG

Fewest Yards Gained, Game

- 45 vs. Patriots (2/6/05) SB39
- 46 at Giants (1/7/01) NFC-D

Most Touchdowns, Game

- 3 vs. Vikings (1/3/81) NFC-D
- 2 (six times) last at Saints (1/13/07) NFC-D



PASSING

Most Attempts, Game

- 55 at Bears (12/31/88) NFC-D
- 51 vs. Patriots (2/6/05) SB39

Fewest Attempts, Game

- 9 at LA Rams (12/18/49) NFL-CG
- 12 vs. Chicago Cardinals (12/19/48) NFL-CG

Most Completions, Game

- 30 vs. Patriots (2/6/05) SB39
- 29 vs. Patriots (2/4/18) SB52
- 28 at Cardinals (1/18/09) NFC-CG
- 27 at Bears (12/31/88) NFC-CG
- 27 at Chicago Cardinals (12/28/47) NFL-CG

Fewest Completions, Game

- 2 vs. Chicago Cardinals (12/19/48) NFL-CG
- 5 at LA Rams (12/18/49) NFL-CG

Most Yards Gained, Game

- 378 at Bears (12/31/88) NFC-D
- 374 vs. Patriots (2/4/18) SB52
- 357 at Cardinals (1/18/09) NFC-CG

Fewest Yards Gained, Game

- 7 vs. Chicago Cardinals (12/19/48) NFL-CG
- 68 at LA Rams (12/18/49) NFL-CG

Most Times Sacked, Game

- 8 vs. Packers (1/11/04) NFC-D
- 6 at Giants (1/7/01) NFC-D

Most Touchdowns, Game

- 4 vs. Patriots (2/4/18) SB52
- 3 vs. Vikings (1/21/18) NFC-CG
- 3 at Cardinals (1/18/09) NFC-CG
- 3 vs. Patriots (2/6/05) SB39
- 3 vs. Lions (12/30/95) NFC-WC
- 3 vs. Bears (12/23/79) NFC-WC

INTERCEPTIONS

Most Interceptions By, Game

- 6 vs. Lions (12/30/95) NFC-WC
- 5 vs. Vikings (1/3/81) NFC-D
- 4 vs. Buccaneers (1/12/02) NFC-WC

PUNTING

Most Punts, Game

- 9 vs. LA Rams (12/31/89) NFC-WC
- 9 at Falcons (12/24/78) NFC-WC

Fewest Punts, Game

- 1 vs. Patriots (2/4/18) SB52
- 1 at Cardinals (1/18/09) NFC-CG
- 3 (three times) last vs. Falcons (1/23/05) NFC-C

Highest Average, Punting, Game

- 58.0 at Cardinals (1/18/09) NFC-CG
- 51.2 at Saints (1/3/93) NFC-WC
- 50.6 at Cowboys (1/9/10) NFC-WC
- 48.8 vs. Saints (1/4/14) NFC-WC
- 45.3 vs. Giants (1/7/07) NFC-WC

Lowest Average, Punting, Game

- 32.5 at Bears (12/31/88) NFC-D

PENALTIES

Most Penalties, Game

- 9 at Cowboys (1/9/10) NFC-WC
- 8 at Giants (1/11/09) NFC-D
- 8 vs. Lions (12/30/95) NFC-WC
- 8 at Buccaneers (12/29/79) NFC-D

Fewest Penalties, Game

- 0 vs. Packers (12/26/60) NFL-CG
- 2 at StL Rams (1/27/02) NFC-CG
- 2 vs. Buccaneers (12/31/00) NFC-WC

Most Yards Penalized, Game

- 116 at Cowboys (1/9/10) NFC-WC
- 80 vs. Lions (12/30/95) NFC-WC
- 77 vs. Giants (1/7/07) NFC-WC
- 76 at Cowboys (1/10/93) NFC-D

Fewest Yards Penalized, Game

- 0 vs. Packers (12/26/60) NFL-CG
- 15 at StL Rams (1/27/02) NFC-CG

FUMBLES

Most Fumbles, Game

- 6 vs. LA Rams (12/31/89) NFC-WC
- 5 vs. Giants (12/27/81) NFC-WC

Most Fumbles Lost, Game

- 3 at Cowboys (1/9/10) NFC-WC
- 2 (12 times) last vs. Falcons (1/13/18) NFC-D

Most Fumbles Committed by Opponent, Game

- 5 vs. Cowboys (1/11/81) NFC-CG
- 4 vs. Packers (1/9/11) NFC-WC
- 3 (five times) last at Giants (1/7/01) NFC-D

Most Fumbles Lost by Opponent

- 3 (four times) last at Giants (1/7/01) NFC-D

TURNOVERS

Most Turnovers, Game

- 4 (four times) last at Dallas (1/9/10) NFC-WC

Fewest Turnovers, Game

- 0 vs. Saints (1/4/14) NFC-WC
- 0 at Saints (1/13/07) NFC-D
- 0 vs. Giants (1/7/07) NFC-WC
- 0 vs. Falcons (1/23/05) NFC-C
- 0 vs. Falcons (1/11/03) NFC-D

NFC-WC: NFC Wild Card, **NFC-D:** NFC Divisional Playoff,
NFL-D: NFL Divisional Playoff, **NFL-CG:** NFL Championship,
NFC-CG: NFC Championship, **SB:** Super Bowl,
 * denotes NFL playoff record

WEEK 2 / THROUGH MONDAY, SEPTEMBER 17, 2018

OFFENSE	NY-J	Clev.	N.O.	Atl.	Denv.	Balt.	Cin.	Car.
GAMES (Won-Lost)	1-1	0-1-1	1-1	1-1	2-0	1-1	2-0	1-1
FIRST DOWNS	39	38	44	39	45	54	43	47
Rushing	10	14	9	14	18	16	11	15
Passing	27	16	30	21	24	33	25	29
Penalty	2	8	5	4	3	5	7	3
YDS GAINED (tot)	711	654	750	741	855	794	703	732
Avg per Game	355.5	327.0	375.0	370.5	427.5	397.0	351.5	366.0
RUSHING (net)	211	270	105	244	314	183	209	268
Avg per Game	105.5	135.0	52.5	122.0	157.0	91.5	104.5	134.0
Rushes	55	65	36	50	60	56	48	50
Yards per Rush	3.8	4.2	2.9	4.9	5.2	3.3	4.4	5.4
PASSING (net)	500	384	645	497	541	611	494	464
Avg per Game	250.0	192.0	322.5	248.5	270.5	305.5	247.0	232.0
Passes Att.	62	70	80	71	74	93	70	71
Completed	41	37	65	44	44	58	45	49
Pct Completed	66.1	52.9	81.3	62.0	59.5	62.4	64.3	69.0
Yards Gained	532	443	682	523	551	636	508	496
Sacked	5	10	4	4	2	6	2	5
Yards Lost	32	59	37	26	10	25	14	32
Had intercepted	3	2	0	2	4	2	1	1
Yards Opp Ret	68	22	0	0	79	22	32	28
Opp TDs on Int	1	0	0	0	0	0	0	0
PUNTS	8	15	7	10	10	8	8	10
Avg Yards	46.9	42.7	47.9	46.5	47.1	53.3	42.1	47.8
PUNT RETURNS	4	2	2	3	3	7	3	6
Avg Return	35.3	7.5	0.0	4.7	3.3	7.4	7.7	11.8
Returned for TD	1	0	0	0	0	0	0	0
KICKOFF RETURNS	2	6	4	2	0	2	5	1
Avg Return	22.5	21.3	29.0	25.0	0.0	28.0	19.6	26.0
Returned for TD	0	0	0	0	0	0	0	0
PENALTIES	14	15	12	17	13	16	17	16
Yards Penalized	99	130	130	161	95	129	186	129
FUMBLES BY	5	4	4	4	0	6	3	2
Fumbles Lost	2	0	4	0	0	2	1	1
Opp Fumbles	3	5	4	2	3	2	3	4
Opp Fum Lost	2	5	0	1	1	0	2	1
POSS. TIME (avg)	32:21	28:40	30:16	28:46	31:06	31:42	29:31	30:27
TOUCHDOWNS	7	5	7	5	5	9	8	5
Rushing	2	3	2	3	2	4	1	2
Passing	3	2	5	2	3	5	6	3
Returns	2	0	0	0	0	0	1	0
EXTRA-PT KICKS	6/7	3/5	4/4	4/5	5/5	7/7	8/8	4/4
2-PT CONVERSIONS	0/0	0/0	3/3	0/0	0/0	0/2	0/0	0/1
FIELD GOALS/FGA	4/4	2/5	3/4	3/3	4/4	3/3	4/4	2/2
POINTS SCORED	60	39	61	43	47	70	68	40

DEFENSE	NY-J	Clev.	N.O.	Atl.	Denv.	Balt.	Cin.	Car.
POINTS ALLOWED	37	42	66	42	43	37	46	39
OPP FIRST DOWNS	38	43	42	45	34	34	52	40
Rushing	8	11	9	13	4	9	9	14
Passing	24	28	27	26	26	19	37	22
Penalty	6	4	6	6	4	6	6	4
OPP YARDS GAINED	596	747	856	671	679	526	805	674
Avg per Game	298.0	373.5	428.0	335.5	339.5	263.0	402.5	337.0
OPP RUSHING(net)	174	221	205	234	156	191	141	264
Avg per Game	87.0	110.5	102.5	117.0	78.0	95.5	70.5	132.0
Rushes	46	58	61	45	43	50	44	54
Yards per Rush	3.8	3.8	3.4	5.2	3.6	3.8	3.2	4.9
OPP PASSING(net)	422	526	651	437	523	335	664	410
Avg per Game	211.0	263.0	325.5	218.5	261.5	167.5	332.0	205.0
Passes Att.	75	76	58	80	65	75	108	57
Completed	46	51	43	52	48	35	71	42
Pct Completed	61.3	67.1	74.1	65.0	73.8	46.7	65.7	73.7
Sacked	4	7	3	4	7	6	6	6
Yards Lost	46	52	12	30	63	28	31	32
INTERCEPTED BY	5	3	1	2	2	2	3	1
Yards Returned	102	26	22	48	0	47	24	0
Returned for TD	1	0	0	0	0	0	0	0
OPP PUNT RETURNS	3	6	4	6	4	5	2	3
Avg return	16.0	9.3	4.8	6.3	4.5	8.6	-1.0	5.3
OPP KICKOFF RET	1	4	5	3	2	8	3	2
Avg return	34.0	29.0	23.0	23.0	19.5	27.6	28.7	25.0
OPP TOUCHDOWNS	5	5	8	5	5	4	5	5
Rushing	1	2	2	2	1	0	1	3
Passing	3	3	5	3	4	4	4	2
Returns	1	0	1	0	0	0	0	0

WEEK 2 / THROUGH MONDAY, SEPTEMBER 17, 2018

OFFENSE	NY-G	Hou.	Tenn.	Jax	S.F.	K.C.	Oak.	Miami
GAMES (Won-Lost)	0-2	0-2	1-1	2-0	1-1	2-0	0-2	2-0
FIRST DOWNS	32	42	34	44	43	43	41	36
Rushing	9	16	11	9	12	11	10	13
Passing	19	21	20	35	23	27	27	18
Penalty	4	5	3	0	8	5	4	5
YDS GAINED (tot)	579	762	619	786	673	811	768	599
Avg per Game	289.5	381.0	309.5	393.0	336.5	405.5	384.0	299.5
RUSHING (net)	149	315	216	241	280	233	187	255
Avg per Game	74.5	157.5	108.0	120.5	140.0	116.5	93.5	127.5
Rushes	40	60	63	52	53	52	50	60
Yards per Rush	3.7	5.3	3.4	4.6	5.3	4.5	3.7	4.3
PASSING (net)	430	447	403	545	393	578	581	344
Avg per Game	215.0	223.5	201.5	272.5	196.5	289.0	290.5	172.0
Passes Att.	81	66	60	78	59	55	72	51
Completed	56	39	35	47	33	38	58	37
Pct Completed	69.1	59.1	58.3	60.3	55.9	69.1	80.6	72.5
Yards Gained	503	486	411	553	467	582	591	398
Sacked	8	7	1	1	9	2	2	5
Yards Lost	73	39	8	8	74	4	10	54
Had intercepted	1	2	3	2	3	0	3	2
Yards Opp Ret	32	0	81	0	45	0	57	34
Opp TDs on Int	1	0	0	0	1	0	1	0
PUNTS	11	10	9	10	9	7	8	10
Avg Yards	46.1	39.4	48.9	37.0	44.6	50.9	45.9	51.0
PUNT RETURNS	6	6	3	4	4	4	2	5
Avg Return	3.0	7.5	15.3	7.8	7.0	37.3	8.5	9.8
Returned for TD	0	0	0	0	0	1	0	0
KICKOFF RETURNS	3	5	2	5	5	2	0	3
Avg Return	23.7	31.2	60.5	16.2	34.8	16.5	0.0	53.0
Returned for TD	0	0	1	0	0	0	0	1
PENALTIES	9	17	13	18	12	18	15	9
Yards Penalized	67	132	118	190	107	126	185	61
FUMBLES BY	2	3	1	2	4	3	0	3
Fumbles Lost	2	1	0	1	1	1	0	2
Opp Fumbles	1	4	2	2	2	3	1	4
Opp Fum Lost	0	2	0	2	2	1	0	1
POSS. TIME (avg)	31:20	29:14	29:59	30:09	29:13	26:42	32:13	29:25
TOUCHDOWNS	2	4	4	6	4	11	3	6
Rushing	1	1	1	0	1	0	2	1
Passing	1	3	2	5	3	10	1	4
Returns	0	0	1	1	0	1	0	1
EXTRA-PT KICKS	1/1	4/4	4/4	6/6	4/4	11/11	2/3	5/6
2-PT CONVERSIONS	0/1	0/0	0/0	0/0	0/0	0/0	0/0	0/0
FIELD GOALS/FGA	5/5	3/4	4/4	3/3	6/6	1/1	4/4	2/2
POINTS SCORED	28	37	40	51	46	80	32	47

DEFENSE	NY-G	Hou.	Tenn.	Jax	S.F.	K.C.	Oak.	Miami
POINTS ALLOWED	40	47	44	35	51	65	53	32
OPP FIRST DOWNS	33	38	39	33	44	66	43	40
Rushing	13	12	13	8	8	9	18	7
Passing	19	23	22	20	32	48	22	30
Penalty	1	3	4	5	4	9	3	3
OPP YARDS GAINED	603	672	779	626	770	1016	750	698
Avg per Game	301.5	336.0	389.5	313.0	385.0	508.0	375.0	349.0
OPP RUSHING(net)	275	222	268	196	214	156	308	158
Avg per Game	137.5	111.0	134.0	98.0	107.0	78.0	154.0	79.0
Rushes	53	65	55	47	50	35	54	48
Yards per Rush	5.2	3.4	4.9	4.2	4.3	4.5	5.7	3.3
OPP PASSING(net)	328	450	511	430	556	860	442	540
Avg per Game	164.0	225.0	255.5	215.0	278.0	430.0	221.0	270.0
Passes Att.	58	61	60	72	89	111	68	79
Completed	34	41	42	47	54	73	37	45
Pct Completed	58.6	67.2	70.0	65.3	60.7	65.8	54.4	57.0
Sacked	1	3	5	4	5	2	2	3
Yards Lost	8	18	29	28	35	16	13	14
INTERCEPTED BY	1	1	3	1	0	1	1	5
Yards Returned	0	0	34	32	0	0	15	112
Returned for TD	0	0	0	1	0	0	0	0
OPP PUNT RETURNS	3	2	6	3	7	3	3	3
Avg return	3.3	1.0	4.3	1.3	2.6	0.3	4.3	16.0
OPP KICKOFF RET	2	1	2	3	5	6	3	2
Avg return	22.5	19.0	62.5	20.7	28.8	17.2	25.0	60.5
OPP TOUCHDOWNS	4	5	5	3	6	8	5	3
Rushing	1	0	0	1	0	2	2	1
Passing	2	5	4	2	5	6	2	1
Returns	1	0	1	0	1	0	1	1

WEEK 2 / THROUGH MONDAY, SEPTEMBER 17, 2018

OFFENSE	Buff.	Minn.	Ind.	Phil.	G.B.	Wash.	LA-C	LA-R
GAMES (Won-Lost)	0-2	1-0-1	1-1	1-1	1-0-1	1-1	1-1	2-0
FIRST DOWNS	27	43	41	42	40	50	54	47
Rushing	8	6	9	15	11	14	12	16
Passing	15	35	27	20	25	29	39	27
Penalty	4	2	5	7	4	7	3	4
YDS GAINED (tot)	446	823	661	644	721	763	890	797
Avg per Game	223.0	411.5	330.5	322.0	360.5	381.5	445.0	398.5
RUSHING (net)	167	184	179	204	167	247	232	230
Avg per Game	83.5	92.0	89.5	102.0	83.5	123.5	116.0	115.0
Rushes	44	50	50	51	42	64	48	59
Yards per Rush	3.8	3.7	3.6	4.0	4.0	3.9	4.8	3.9
PASSING (net)	279	639	482	440	554	516	658	567
Avg per Game	139.5	319.5	241.0	220.0	277.0	258.0	329.0	283.5
Passes Att.	66	84	84	83	79	76	78	65
Completed	29	55	60	55	54	54	57	42
Pct Completed	43.9	65.5	71.4	66.3	68.4	71.1	73.1	64.6
Yards Gained	343	669	498	466	622	547	680	587
Sacked	11	5	3	5	8	6	3	3
Yards Lost	64	30	16	26	68	31	22	20
Had intercepted	4	1	3	1	1	0	1	1
Yards Opp Ret	56	24	13	20	27	0	0	0
Opp TDs on Int	0	0	0	0	1	0	0	0
PUNTS	13	11	7	11	9	9	8	4
Avg Yards	47.7	39.5	47.1	53.9	50.1	40.9	47.1	54.8
PUNT RETURNS	4	4	1	7	3	3	5	8
Avg Return	6.3	5.0	0.0	6.0	5.7	6.0	2.4	18.1
Returned for TD	0	0	0	0	0	0	0	0
KICKOFF RETURNS	7	2	3	2	4	3	3	4
Avg Return	30.4	37.0	24.3	21.5	19.0	13.3	20.3	24.3
Returned for TD	0	0	0	0	0	0	0	0
PENALTIES	16	15	13	17	15	16	13	13
Yards Penalized	131	122	117	156	126	153	90	119
FUMBLES BY	2	1	1	4	4	5	4	1
Fumbles Lost	0	1	1	3	1	2	1	0
Opp Fumbles	6	5	4	2	2	1	1	0
Opp Fum Lost	1	1	2	1	1	1	0	0
POSS. TIME (avg)	25:52	29:05	29:44	33:54	29:54	35:44	33:44	31:19
TOUCHDOWNS	2	7	5	5	5	3	7	7
Rushing	1	0	1	4	0	1	1	3
Passing	1	6	4	1	4	2	6	3
Returns	0	1	0	0	1	0	0	1
EXTRA-PT KICKS	2/2	6/6	5/5	4/4	5/5	3/3	4/4	4/4
2-PT CONVERSIONS	0/0	1/1	0/0	1/1	0/0	0/0	2/3	3/3
FIELD GOALS/FGA	3/4	1/4	3/4	1/2	6/7	4/5	3/4	5/6
POINTS SCORED	23	53	44	39	53	33	59	67

DEFENSE	Buff.	Minn.	Ind.	Phil.	G.B.	Wash.	LA-C	LA-R
POINTS ALLOWED	78	45	43	39	52	27	58	13
OPP FIRST DOWNS	47	44	39	34	42	31	36	25
Rushing	16	15	9	5	10	12	12	8
Passing	29	21	27	26	28	16	20	15
Penalty	2	8	3	3	4	3	4	2
OPP YARDS GAINED	718	678	664	735	774	494	655	532
Avg per Game	359.0	339.0	332.0	367.5	387.0	247.0	327.5	266.0
OPP RUSHING(net)	226	188	166	117	207	172	190	149
Avg per Game	113.0	94.0	83.0	58.5	103.5	86.0	95.0	74.5
Rushes	60	49	42	41	45	43	49	38
Yards per Rush	3.8	3.8	4.0	2.9	4.6	4.0	3.9	3.9
OPP PASSING(net)	492	490	498	618	567	322	465	383
Avg per Game	246.0	245.0	249.0	309.0	283.5	161.0	232.5	191.5
Passes Att.	65	75	74	76	83	65	60	67
Completed	49	45	54	48	58	41	33	46
Pct Completed	75.4	60.0	73.0	63.2	69.9	63.1	55.0	68.7
Sacked	4	7	5	6	6	3	6	2
Yards Lost	24	52	37	35	29	10	36	10
INTERCEPTED BY	0	3	1	2	1	3	2	4
Yards Returned	0	45	32	16	24	8	9	79
Returned for TD	0	1	0	0	0	0	0	1
OPP PUNT RETURNS	9	4	2	6	3	2	3	1
Avg return	7.9	3.5	2.5	6.7	19.3	22.0	33.7	10.0
OPP KICKOFF RET	2	1	3	1	3	1	4	3
Avg return	24.5	8.0	19.3	13.0	30.7	19.0	20.3	16.3
OPP TOUCHDOWNS	10	3	4	5	6	4	7	1
Rushing	4	0	1	1	1	2	1	1
Passing	6	2	2	4	4	2	5	0
Returns	0	1	1	0	1	0	1	0

WEEK 2 / THROUGH MONDAY, SEPTEMBER 17, 2018

OFFENSE	Chi.	Ariz.	Dal.	Sea.	N.E.	Det.	Pitt.	T.B.
GAMES (Won-Lost)	1-1	0-2	1-1	0-2	1-1	0-2	0-1-1	2-0
FIRST DOWNS	38	19	33	30	41	45	58	44
Rushing	14	8	13	7	10	7	9	6
Passing	19	10	16	20	28	32	42	34
Penalty	5	1	4	3	3	6	7	4
YDS GAINED (tot)	565	350	530	582	691	766	947	965
Avg per Game	282.5	175.0	265.0	291.0	345.5	383.0	473.5	482.5
RUSHING (net)	225	122	232	138	204	137	192	155
Avg per Game	112.5	61.0	116.0	69.0	102.0	68.5	96.0	77.5
Rushes	54	30	47	38	55	33	48	57
Yards per Rush	4.2	4.1	4.9	3.6	3.7	4.2	4.0	2.7
PASSING (net)	340	228	298	444	487	629	755	810
Avg per Game	170.0	114.0	149.0	222.0	243.5	314.5	377.5	405.0
Passes Att.	69	61	54	69	74	105	101	61
Completed	48	37	35	41	50	63	62	48
Pct Completed	69.6	60.7	64.8	59.4	67.6	60.0	61.4	78.7
Yards Gained	371	243	330	524	511	647	787	819
Sacked	6	3	6	12	4	2	5	2
Yards Lost	31	15	32	80	24	18	32	9
Had intercepted	2	2	0	3	1	5	3	1
Yards Opp Ret	8	19	0	49	0	102	26	16
Opp TDs on Int	0	0	0	1	0	1	0	0
PUNTS	9	13	10	13	10	8	12	7
Avg Yards	45.2	51.2	46.6	51.5	50.3	45.4	42.3	43.1
PUNT RETURNS	6	2	3	4	1	4	6	7
Avg Return	17.2	22.0	4.3	6.3	0.0	2.8	10.3	6.9
Returned for TD	0	0	0	0	0	0	0	0
KICKOFF RETURNS	3	3	0	2	3	5	7	3
Avg Return	11.0	16.3	0.0	19.5	22.0	28.8	19.4	15.3
Returned for TD	0	0	0	0	0	0	0	0
PENALTIES	12	18	16	12	8	13	24	11
Yards Penalized	90	114	132	82	61	120	206	114
FUMBLES BY	2	1	2	6	4	1	4	2
Fumbles Lost	1	1	1	2	3	1	3	1
Opp Fumbles	5	3	3	0	3	2	4	4
Opp Fum Lost	2	1	2	0	2	1	1	4
POSS. TIME (avg)	33:53	23:52	28:36	25:14	30:12	28:40	31:06	28:15
TOUCHDOWNS	5	1	3	5	5	5	8	10
Rushing	1	1	2	0	0	0	4	1
Passing	2	0	1	5	5	4	4	8
Returns	2	0	0	0	0	1	0	1
EXTRA-PT KICKS	5/5	0/0	2/2	5/5	5/5	5/5	6/7	9/10
2-PT CONVERSIONS	0/0	0/1	1/1	0/0	0/0	0/0	1/1	0/0
FIELD GOALS/FGA	4/4	0/0	2/3	2/3	4/5	3/5	0/2	2/3
POINTS SCORED	47	6	28	41	47	44	58	75

DEFENSE	Chi.	Ariz.	Dal.	Sea.	N.E.	Det.	Pitt.	T.B.
POINTS ALLOWED	41	58	29	51	51	78	63	61
OPP FIRST DOWNS	33	54	37	45	48	41	46	50
Rushing	8	18	15	15	15	13	14	13
Passing	24	27	20	26	30	23	23	33
Penalty	1	9	2	4	3	5	9	4
OPP YARDS GAINED	646	861	548	741	806	695	776	887
Avg per Game	323.0	430.5	274.0	370.5	403.0	347.5	388.0	443.5
OPP RUSHING(net)	143	272	182	232	271	359	304	134
Avg per Game	71.5	136.0	91.0	116.0	135.5	179.5	152.0	67.0
Rushes	40	75	49	59	58	64	63	37
Yards per Rush	3.6	3.6	3.7	3.9	4.7	5.6	4.8	3.6
OPP PASSING(net)	503	589	366	509	535	336	472	753
Avg per Game	251.5	294.5	183.0	254.5	267.5	168.0	236.0	376.5
Passes Att.	73	62	70	73	79	47	68	93
Completed	46	45	50	50	46	34	38	72
Pct Completed	63.0	72.6	71.4	68.5	58.2	72.3	55.9	77.4
Sacked	10	5	9	3	3	8	8	4
Yards Lost	64	20	74	20	18	68	51	20
INTERCEPTED BY	2	1	0	5	2	1	1	0
Yards Returned	76	0	0	72	0	37	0	0
Returned for TD	2	0	0	0	0	1	0	0
OPP PUNT RETURNS	2	8	7	6	4	5	3	4
Avg return	15.5	18.1	10.9	11.2	10.3	30.2	23.0	3.3
OPP KICKOFF RET	3	3	2	2	8	7	3	3
Avg return	22.7	15.3	28.0	7.5	24.0	31.3	15.3	23.0
OPP TOUCHDOWNS	5	7	3	6	6	9	9	8
Rushing	0	4	2	0	1	3	2	4
Passing	5	3	1	5	5	4	7	4
Returns	0	0	0	1	0	2	0	0

WEEK 2 / THROUGH MONDAY, SEPTEMBER 17, 2018

OFFENSE	NFL/Avg
GAMES (Won-Lost)	---
FIRST DOWNS	41.1
Rushing	11.3
Passing	25.4
Penalty	4.4
YDS GAINED (tot)	708.7
Avg per Game	354.3
RUSHING (net)	209.2
Avg per Game	104.6
Rushes	50.6
Yards per Rush	4.1
PASSING (net)	499.5
Avg per Game	249.7
Passes Att.	72.6
Completed	47.4
Pct Completed	65.3
Yards Gained	531.4
Sacked	4.9
Yards Lost	32.0
Had intercepted	1.9
Yards Opp Ret	26.9
Opp TDs on Int	0.2
PUNTS	9.5
Avg Yards	46.5
PUNT RETURNS	4.1
Avg Return	9.8
Returned for TD	0.1
KICKOFF RETURNS	3.2
Avg Return	24.8
Returned for TD	0.1
PENALTIES	14.5
Yards Penalized	124.3
FUMBLES BY	2.8
Fumbles Lost	1.3
Opp Fumbles	2.8
Opp Fum Lost	1.3
POSS. TIME (avg)	30:00
TOUCHDOWNS	5.4
Rushing	1.4
Passing	3.6
Returns	0.4
EXTRA POINTS(tot)	95%
Kicks Made/2Pt	67%
FIELD GOALS/FGA	3/4
POINTS SCORED	47.1

DEFENSE	NFL/Avg
POINTS ALLOWED	47.1
OPP FIRST DOWNS	41.1
Rushing	11.3
Passing	25.4
Penalty	4.4
OPP YARDS GAINED	708.7
Avg per Game	354.3
OPP RUSHING(net)	209.2
Avg per Game	104.6
Rushes	50.6
Yards per Rush	4.1
OPP PASSING(net)	499.5
Avg per Game	249.7
Passes Att.	72.6
Completed	47.4
Pct Completed	65.3
Sacked	4.9
Yards Lost	32.0
INTERCEPTED BY	1.9
Yards Returned	26.9
Returned for TD	0.2
OPP PUNT RETURNS	4.1
Avg return	9.8
OPP KICKOFF RET	3.2
Avg return	24.8
OPP TOUCHDOWNS	5.4
Rushing	1.4
Passing	3.6
Returns	0.4

WEEK 2 / THROUGH MONDAY, SEPTEMBER 17, 2018

TEAM RANKINGS

National Football League

	Offense			Defense		
	Total	Rush	Pass	Total	Rush	Pass
Ariz.	32	31	32	30	28	27
Atl.	15	8	16	11	24	10
Balt.	8	23	7	2	15	3
Buff.	31	25T	31	18	22	16
Car.	16	5	20	13	25	7
Chi.	29	14	29	8	4	18
Cin.	19	17	17	27	3	30
Cleve.	23	4	27	21	20	22
Dallas	30	11T	30	4	12	5
Denver	4	2	13	15	6T	21
Det.	11	30	6	16	32	4
G.B.	17	25T	11	24	18	26
Hou.	13	*1	21	12	21	12
Ind.	22	24	19	10	9	17
Jax	9	9	12	7	16	9
K.C.	6	10	9	32	6T	32
L.A.-C	3	11T	3	9	14	13
Rams	7	13	10	3	5	6
Miami	26	6	28	17	8	24
Minn.	5	22	5	14	13	15
N.E.	20	18T	18	28	27	23
N.O.	14	32	4	29	17	29
Giants	28	28	24	6	29	2
Jets	18	16	15	5	11	8
Oak.	10	21	8	22	31	11
Phil.	24	18T	23	19	*1	28
Pitt.	2	20	2	25	30	14
S.F.	21	3	26	23	19	25
Sea.	27	29	22	20	23	19
T.B.	*1	27	*1	31	2	31
Tenn.	25	15	25	26	26	20
Wash.	12	7	14	*1	10	*1

T = Tied for position

* = League Leader

WEEK 2 / THROUGH MONDAY, SEPTEMBER 17, 2018**NFL / TEAM/OFFENSE RANK**

Tm	(A)	(B)	(C)	(D)	(E)	(F)	(G)	(H)	(I)	(J)	(K)	(L)	(M)	(N)	(O)	(P)	(Q)
BAL	8	22	23	30	7	18	15	19	2t	6	10t	15	9	3	6	3	1t
BUF	31	32	25t	22	31	31	32	31	31	30	18t	18t	6	13	22	31	19t
CIN	19	12	17	10	17	12	12	6	12t	7t	26t	12	20	28	13	4	1t
CLE	23	28	4	13	27	29	18	29	24t	27t	15t	13t	18	26	25	24t	29
DEN	4	4	2	4	13	10	31	4	7t	7t	1t	26	30t	16	11	13t	1t
HOU	13	15	1	3	21	20	21	27	16t	25	18t	13t	5	31	26	26	19t
IND	22	26	24	28	19	24	23	8	18t	1	26t	30t	12	14	10	18t	19t
JAC	9	9	9	8	12	11	16	1	9t	3	26t	11	26	32	27	12	1t
KC	6	2	10	9	9	2	1t	9	12t	11t	26t	1	24	7	1	1	1t
LAC	3	3	11t	7	3	4	9	10	2t	27t	1t	29	19	15	31	8	19t
MIA	26	21	6	11	28	19	24	24	26	20	18t	9	2	6	14	13t	1t
NE	20	20	18t	25	18	17	10	15	18t	26	1t	30t	16	8	8t	13t	17t
NYJ	18	13	16	21	15	7	28	22	22t	19	7t	2	15	17	20	7	1t
OAK	10	7	21	23	8	5	25	5	18t	17	18t	10	30t	21	16	28	1t
PIT	2	8	20	16t	2	9	20	13	1	15t	1t	8	22	27	30	9	31
TEN	25	23	15	29	25	14	29	2	27	18	10t	6	1	10	5	22t	1t
ARI	32	31	31	15	32	32	22	12	32	32	10t	3	25	5	24	32	32
ATL	15	10	8	6	16	13	17	16	22t	15t	18t	24	11	19	21	20	1t
CAR	16	14	5	1	20	21	11	20	5t	14	1t	7	10	12	8t	22t	1t
CHI	29	30	14	12	29	30	19	23	24t	10	15t	5	29	23	15	13t	1t
DAL	30	24	11t	5	30	27	1t	28	28	31	10t	25	30t	18	23	29t	24t
DET	11	18	30	14	6	22	27	3	7t	22	18t	28	8	22	32	18t	27
GB	17	16	25t	18	11	15	8	26	21	21	18t	22	23	9	18	10t	15
LAR	7	5	13	19	10	3	13	11	5t	4	15t	4	13	1	2	5	16
MIN	5	11	22	26	5	8	5	17	12t	5	18t	23	3	30	28	10t	30
NO	14	6	32	31	4	6	1t	14	9t	23t	1t	30t	7	11	7	6	19t
NYG	28	29	28	24	24	28	7	25	29	11t	10t	27	14	20	17	29t	1t
PHI	24	27	18t	16t	23	26	6	18	16t	9	9	20t	17	2	3	24t	28
SF	21	17	3	2	26	23	30	30	12t	23t	26t	16	4	24	12	17	1t
SEA	27	25	29	27	22	25	26	32	30	29	26t	18t	21	4	4	21	24t
TB	1	1	27	32	1	1	14	7	9t	2	26t	17	27	25	19	2	24t
WAS	12	19	7	20	14	16	1t	21	4	13	7t	20t	28	29	29	27	17t

Team/Offense Rank

- (A) Total Yards per Game
- (B) Yards per Play
- (C) Rushing Yards per Game
- (D) Rushing Yards per Attempt
- (E) Passing Net Yards per Game
- (F) Passing Net Yards per Play
- (G) Passing, Percent Had Intercepted
- (H) Sacks per Pass Play
- (I) First Downs per Game
- (J) Third Down Efficiency
- (K) Fourth Down Efficiency
- (L) Punt Return Average
- (M) Kickoff Return Average
- (N) Gross Punting Average
- (O) Net Punting Average
- (P) Points per Game
- (Q) Field Goal Percentage

WEEK 2 / THROUGH MONDAY, SEPTEMBER 17, 2018

NFL / OPPONENT/DEFENSE RANK

Tm	(A)	(B)	(C)	(D)	(E)	(F)	(G)	(H)	(I)	(J)	(K)	(L)	(M)	(N)	(O)	(P)	(Q)	(R)	(S)
BAL	2	1	15	14	3	1	13	12	6t	2	5t	18	23	12	19	6t	10t	2	2
BUF	18	18	22	11	16	25	29t	16	27	21t	1t	17	20	22	26	31t	18t	32	31
CIN	27	7	3	2	30	9	11	18t	30	32	19t	1	25	29	24	18	13	4	25
CLE	21	12	20	13	22	17	8	9	20t	15	1t	19	27	6	13	12t	4t	20	22
DEN	15	25	6t	9	21	26	10	5	6t	1	5t	12	11	31	32	14t	10t	12	5
HOU	12	10	21	5	12	23	21	23	11t	6	25t	3	8t	24	28	19	18t	26t	10
IND	10	16	9	19	17	15	26	15	13t	21t	19t	5	10	2	12	14t	14t	13t	16
JAC	7	6	16	21	9	8	25	18t	3t	7t	5t	4	13	28	25	5	14t	5	7
KC	32	31	6t	23	32	28	28	31	32	3	25t	2	7	15	1	29	4t	6t	30
LAC	9	20	14	16	13	24	9	7	9	16t	1t	32	12	18	27	25t	18t	13t	4
MIA	17	14	8	3	24	21	3	27t	15t	16t	5t	25t	31	23	21t	4	18t	6t	24
NE	28	21	27	25	23	20	15	27t	28	28t	5t	21	19	1	6t	20t	18t	21t	27
NYJ	5	4	11	12	8	5	2	20	11t	10t	5t	25t	30	25	2	6t	3	3	9
OAK	22	27	31	32	11	16	23t	30	20t	26	25t	10t	21t	30	31	24	16	29	15
PIT	25	19	30	26	14	14	23t	4	26	4t	5t	30	4t	9	11	28	2	23t	6
TEN	26	29	26	27	20	30	5	10	13t	9	5t	10t	32	17	3	16	10t	21t	29
ARI	30	28	28	8	27	31	22	11	31	31	19t	27	4t	19	6t	25t	18t	31	32
ATL	11	9	24	30	10	4	16	22	24t	30	25t	15	16t	27	30	12t	18t	13t	13
CAR	13	22	25	28	7	19	18	6	15t	14	5t	14	21t	16	10	8t	4t	13t	14
CHI	8	11	4	6	18	12	12	2	3t	20	5t	24	15	14	5	11	18t	10t	20
DAL	4	2	12	10	5	2	29t	3	10	23	25t	22	24	13	18	3	18t	19	17
DET	16	24	32	31	4	13	17	1	17	13	23t	31	29	7	17	31t	18t	30	12
GB	24	23	18	24	26	18	27	14	18t	27	5t	28	28	10	16	23	4t	13t	19
LAR	3	5	5	17	6	6	4	29	1	12	25t	20	6	21	4	1	18t	1	3
MIN	14	8	13	15	15	11	7	8	22t	10t	1t	9	2	20	21t	17	17	9	8
NO	29	32	17	4	29	32	19t	21	18t	28t	19t	13	16t	4	14	30	9	23t	26
NYG	6	15	29	29	2	7	19t	32	3t	4t	25t	8	14	3	9	10	18t	28	18
PHI	19	26	1	1	28	27	14	13	6t	7t	5t	16	3	11	20	8t	18t	18	21
SF	23	13	19	22	25	10	29t	17	22t	25	5t	6	26	5	8	20t	18t	23t	23
SEA	20	17	23	18	19	22	1	26	24t	16t	25t	23	1	8	15	20t	18t	26t	28
TB	31	30	2	7	31	29	29t	25	29	16t	23t	7	16t	32	29	27	4t	8	11
WAS	1	3	10	20	1	3	6	24	2	24	5t	29	8t	26	23	2	1	10t	1

Opponent/Defense Rank

- (A) Total Yards per Game
- (B) Yards per Play
- (C) Rushing Yards per Game
- (D) Rushing Yards per Attempt
- (E) Passing Net Yards per Game
- (F) Passing Net Yards per Play
- (G) Passing, Percent Had Intercepted
- (H) Sacks per Pass Play
- (I) First Downs per Game
- (J) Third Down Efficiency
- (K) Fourth Down Efficiency
- (L) Punt Return Average
- (M) Kickoff Return Average
- (N) Gross Punting Average
- (O) Net Punting Average
- (P) Points per Game
- (Q) Field Goal Percentage
- Combined Offense/Defense Rank
- (R) Points per Game Differential
- (S) Net Yards per Game Differential

WEEK 2 / THROUGH MONDAY, SEPTEMBER 17, 2018**NFL / TOTAL OFFENSE**

Rank	Team	Total	Rushing	Passing	Total	Rushing	Passing
1)	Tampa Bay	965	155	810	482.5	77.5	405.0
2)	Pittsburgh	947	192	755	473.5	96.0	377.5
3)	Los Angeles Chargers	890	232	658	445.0	116.0	329.0
4)	Denver	855	314	541	427.5	157.0	270.5
5)	Minnesota	823	184	639	411.5	92.0	319.5
6)	Kansas City	811	233	578	405.5	116.5	289.0
7)	Los Angeles Rams	797	230	567	398.5	115.0	283.5
8)	Baltimore	794	183	611	397.0	91.5	305.5
9)	Jacksonville	786	241	545	393.0	120.5	272.5
10)	Oakland	768	187	581	384.0	93.5	290.5
11)	Detroit	766	137	629	383.0	68.5	314.5
12)	Washington	763	247	516	381.5	123.5	258.0
13)	Houston	762	315	447	381.0	157.5	223.5
14)	New Orleans	750	105	645	375.0	52.5	322.5
15)	Atlanta	741	244	497	370.5	122.0	248.5
16)	Carolina	732	268	464	366.0	134.0	232.0
17)	Green Bay	721	167	554	360.5	83.5	277.0
18)	New York Jets	711	211	500	355.5	105.5	250.0
19)	Cincinnati	703	209	494	351.5	104.5	247.0
20)	New England	691	204	487	345.5	102.0	243.5
21)	San Francisco	673	280	393	336.5	140.0	196.5
22)	Indianapolis	661	179	482	330.5	89.5	241.0
23)	Cleveland	654	270	384	327.0	135.0	192.0
24)	Philadelphia	644	204	440	322.0	102.0	220.0
25)	Tennessee	619	216	403	309.5	108.0	201.5
26)	Miami	599	255	344	299.5	127.5	172.0
27)	Seattle	582	138	444	291.0	69.0	222.0
28)	New York Giants	579	149	430	289.5	74.5	215.0
29)	Chicago	565	225	340	282.5	112.5	170.0
30)	Dallas	530	232	298	265.0	116.0	149.0
31)	Buffalo	446	167	279	223.0	83.5	139.5
32)	Arizona	350	122	228	175.0	61.0	114.0

NFL / TOTAL DEFENSE

Rank	Team	Total	Rushing	Passing	Total	Rushing	Passing
1)	Washington	494	172	322	247.0	86.0	161.0
2)	Baltimore	526	191	335	263.0	95.5	167.5
3)	Los Angeles Rams	532	149	383	266.0	74.5	191.5
4)	Dallas	548	182	366	274.0	91.0	183.0
5)	New York Jets	596	174	422	298.0	87.0	211.0
6)	New York Giants	603	275	328	301.5	137.5	164.0
7)	Jacksonville	626	196	430	313.0	98.0	215.0
8)	Chicago	646	143	503	323.0	71.5	251.5
9)	Los Angeles Chargers	655	190	465	327.5	95.0	232.5
10)	Indianapolis	664	166	498	332.0	83.0	249.0
11)	Atlanta	671	234	437	335.5	117.0	218.5
12)	Houston	672	222	450	336.0	111.0	225.0
13)	Carolina	674	264	410	337.0	132.0	205.0
14)	Minnesota	678	188	490	339.0	94.0	245.0
15)	Denver	679	156	523	339.5	78.0	261.5
16)	Detroit	695	359	336	347.5	179.5	168.0
17)	Miami	698	158	540	349.0	79.0	270.0
18)	Buffalo	718	226	492	359.0	113.0	246.0
19)	Philadelphia	735	117	618	367.5	58.5	309.0
20)	Seattle	741	232	509	370.5	116.0	254.5
21)	Cleveland	747	221	526	373.5	110.5	263.0
22)	Oakland	750	308	442	375.0	154.0	221.0
23)	San Francisco	770	214	556	385.0	107.0	278.0
24)	Green Bay	774	207	567	387.0	103.5	283.5
25)	Pittsburgh	776	304	472	388.0	152.0	236.0
26)	Tennessee	779	268	511	389.5	134.0	255.5
27)	Cincinnati	805	141	664	402.5	70.5	332.0
28)	New England	806	271	535	403.0	135.5	267.5
29)	New Orleans	856	205	651	428.0	102.5	325.5
30)	Arizona	861	272	589	430.5	136.0	294.5
31)	Tampa Bay	887	134	753	443.5	67.0	376.5
32)	Kansas City	1016	156	860	508.0	78.0	430.0

WEEK 2 / THROUGH MONDAY, SEPTEMBER 17, 2018

NFL / TAKEAWAYS, GIVEAWAYS

Rank	Team	TAKEAWAYS			GIVEAWAYS			Net	
		Int	Fum	Total	Int	Fum	Total	Diff	
1)	Cleveland	3	5	8	2	0	2	=	+6
2t)	Cincinnati	3	2	5	1	1	2	=	+3
2t)	Los Angeles Rams	4	0	4	1	0	1	=	+3
4t)	Miami	5	1	6	2	2	4	=	+2
4t)	New York Jets	5	2	7	3	2	5	=	+2
4t)	Minnesota	3	1	4	1	1	2	=	+2
4t)	Tampa Bay	0	4	4	1	1	2	=	+2
4t)	Washington	3	1	4	0	2	2	=	+2
9t)	Kansas City	1	1	2	0	1	1	=	+1
9t)	Atlanta	2	1	3	2	0	2	=	+1
9t)	Chicago	2	2	4	2	1	3	=	+1
9t)	Dallas	0	2	2	0	1	1	=	+1
13t)	Houston	1	2	3	2	1	3	=	0
13t)	Jacksonville	1	2	3	2	1	3	=	0
13t)	Los Angeles Chargers	2	0	2	1	1	2	=	0
13t)	New England	2	2	4	1	3	4	=	0
13t)	Tennessee	3	0	3	3	0	3	=	0
13t)	Carolina	1	1	2	1	1	2	=	0
13t)	Green Bay	1	1	2	1	1	2	=	0
13t)	Seattle	5	0	5	3	2	5	=	0
21t)	Denver	2	1	3	4	0	4	=	-1
21t)	Indianapolis	1	2	3	3	1	4	=	-1
21t)	Arizona	1	1	2	2	1	3	=	-1
21t)	Philadelphia	2	1	3	1	3	4	=	-1
25t)	Baltimore	2	0	2	2	2	4	=	-2
25t)	Oakland	1	0	1	3	0	3	=	-2
25t)	New York Giants	1	0	1	1	2	3	=	-2
25t)	San Francisco	0	2	2	3	1	4	=	-2
29t)	Buffalo	0	1	1	4	0	4	=	-3
29t)	New Orleans	1	0	1	0	4	4	=	-3
31t)	Pittsburgh	1	1	2	3	3	6	=	-4
31t)	Detroit	1	1	2	5	1	6	=	-4
	Totals	60	40	100	60	40	100	=	0

WEEK 2 / THROUGH MONDAY, SEPTEMBER 17, 2018

NFL / TEAM/OFFENSE INSIDE THE 20

Rank	Team	Poss	Pts	TD	TD%	FG	Score	Score%
1t)	Baltimore	9	61	9	100.0	0	9	100.0
1t)	Kansas City	6	42	6	100.0	0	6	100.0
3)	Pittsburgh	7	42	6	85.7	0	6	85.7
4t)	Cincinnati	6	38	5	83.3	1	6	100.0
4t)	Los Angeles Chargers	6	38	5	83.3	1	6	100.0
4t)	Philadelphia	6	39	5	83.3	1	6	100.0
7t)	Cleveland	4	20	3	75.0	0	3	75.0
7t)	Seattle	4	24	3	75.0	1	4	100.0
9t)	Indianapolis	6	31	4	66.7	1	5	83.3
9t)	New England	6	34	4	66.7	2	6	100.0
9t)	New Orleans	9	51	6	66.7	2	8	88.9
9t)	Tampa Bay	6	34	4	66.7	2	6	100.0
13t)	Denver	5	24	3	60.0	1	4	80.0
13t)	Jacksonville	5	27	3	60.0	2	5	100.0
13t)	Minnesota	5	21	3	60.0	0	3	60.0
16)	Carolina	7	30	4	57.1	1	5	71.4
17)	Atlanta	9	37	5	55.6	1	6	66.7
18)	Los Angeles Rams	11	57	6	54.5	4	10	90.9
19t)	Arizona	2	6	1	50.0	0	1	50.0
19t)	Buffalo	4	20	2	50.0	2	4	100.0
19t)	Dallas	4	21	2	50.0	2	4	100.0
19t)	Oakland	4	19	2	50.0	2	4	100.0
19t)	Tennessee	4	17	2	50.0	1	3	75.0
19t)	Washington	6	30	3	50.0	3	6	100.0
25)	Chicago	7	33	3	42.9	4	7	100.0
26)	Miami	8	26	3	37.5	2	5	62.5
27t)	Detroit	6	23	2	33.3	3	5	83.3
27t)	Houston	6	23	2	33.3	3	5	83.3
27t)	San Francisco	9	36	3	33.3	5	8	88.9
30)	Green Bay	7	26	2	28.6	4	6	85.7
31)	New York Giants	4	16	1	25.0	3	4	100.0
32)	New York Jets	6	13	1	16.7	2	3	50.0

NFL / OPPONENTS/DEFENSE INSIDE THE 20

Rank	Team	Poss	Pts	TD	TD%	FG	Score	Score%
1)	Tennessee	6	16	1	16.7	3	4	66.7
2)	Minnesota	9	32	2	22.2	6	8	88.9
3t)	Jacksonville	4	16	1	25.0	3	4	100.0
3t)	Miami	4	7	1	25.0	0	1	25.0
5)	Detroit	9	36	3	33.3	5	8	88.9
6t)	New York Giants	5	23	2	40.0	3	5	100.0
6t)	New York Jets	5	16	2	40.0	1	3	60.0
8t)	Dallas	7	26	3	42.9	2	5	71.4
8t)	Green Bay	7	30	3	42.9	3	6	85.7
8t)	Philadelphia	7	23	3	42.9	1	4	57.1
11)	Oakland	9	40	4	44.4	4	8	88.9
12t)	Denver	4	19	2	50.0	2	4	100.0
12t)	Indianapolis	4	20	2	50.0	2	4	100.0
12t)	Los Angeles Rams	2	10	1	50.0	1	2	100.0
12t)	New England	8	37	4	50.0	3	7	87.5
12t)	San Francisco	6	27	3	50.0	2	5	83.3
17)	Cleveland	7	32	4	57.1	1	5	71.4
18t)	Baltimore	5	27	3	60.0	2	5	100.0
18t)	New Orleans	5	26	3	60.0	2	5	100.0
20t)	Cincinnati	6	30	4	66.7	1	5	83.3
20t)	Houston	6	34	4	66.7	2	6	100.0
22)	Arizona	10	58	7	70.0	2	9	90.0
23t)	Chicago	4	21	3	75.0	0	3	75.0
23t)	Seattle	4	24	3	75.0	1	4	100.0
25t)	Atlanta	5	32	4	80.0	1	5	100.0
25t)	Los Angeles Chargers	5	31	4	80.0	1	5	100.0
25t)	Washington	5	27	4	80.0	0	4	80.0
28)	Pittsburgh	7	42	6	85.7	0	6	85.7
29)	Tampa Bay	8	54	7	87.5	1	8	100.0
30)	Buffalo	10	65	9	90.0	1	10	100.0
31t)	Carolina	5	36	5	100.0	0	5	100.0
31t)	Kansas City	6	42	6	100.0	0	6	100.0

WEEK 2 / THROUGH MONDAY, SEPTEMBER 17, 2018

NFL / OFFENSE/TEAMS: FIRST DOWNS, THIRD DOWNS, FOURTH DOWNS

Rank	Team	FIRST DOWNS				THIRD DOWNS			FOURTH DOWNS		
		Total	Rush	Pass	Pen	Made	Att	Pct	Made	Att	Pct
1)	Pittsburgh	58	9	42	7	10	26	38.5	2	2	100.0
2t)	Baltimore	54	16	33	5	13	30	43.3	2	4	50.0
2t)	Los Angeles Chargers	54	12	39	3	6	20	30.0	1	1	100.0
4)	Washington	50	14	29	7	11	28	39.3	2	3	66.7
5t)	Carolina	47	15	29	3	9	23	39.1	1	1	100.0
5t)	Los Angeles Rams	47	16	27	4	12	26	46.2	1	3	33.3
7t)	Denver	45	18	24	3	12	28	42.9	1	1	100.0
7t)	Detroit	45	7	32	6	10	29	34.5	0	3	0.0
9t)	Jacksonville	44	9	35	0	14	27	51.9	0	0	---
9t)	New Orleans	44	9	30	5	7	21	33.3	1	1	100.0
9t)	Tampa Bay	44	6	34	4	12	23	52.2	0	0	---
12t)	Cincinnati	43	11	25	7	9	21	42.9	0	0	---
12t)	Kansas City	43	11	27	5	6	15	40.0	0	0	---
12t)	Minnesota	43	6	35	2	14	31	45.2	0	1	0.0
12t)	San Francisco	43	12	23	8	8	24	33.3	0	0	---
16t)	Houston	42	16	21	5	7	22	31.8	0	1	0.0
16t)	Philadelphia	42	15	20	7	13	31	41.9	3	5	60.0
18t)	Indianapolis	41	9	27	5	20	33	60.6	0	0	---
18t)	New England	41	10	28	3	8	26	30.8	1	1	100.0
18t)	Oakland	41	10	27	4	8	21	38.1	0	1	0.0
21)	Green Bay	40	11	25	4	9	26	34.6	0	1	0.0
22t)	New York Jets	39	10	27	2	9	24	37.5	2	3	66.7
22t)	Atlanta	39	14	21	4	10	26	38.5	0	1	0.0
24t)	Cleveland	38	14	16	8	9	30	30.0	1	3	33.3
24t)	Chicago	38	14	19	5	12	29	41.4	1	3	33.3
26)	Miami	36	13	18	5	8	23	34.8	0	1	0.0
27)	Tennessee	34	11	20	3	11	29	37.9	2	4	50.0
28)	Dallas	33	13	16	4	5	21	23.8	1	2	50.0
29)	New York Giants	32	9	19	4	12	30	40.0	2	4	50.0
30)	Seattle	30	7	20	3	7	25	28.0	0	0	---
31)	Buffalo	27	8	15	4	7	29	24.1	0	1	0.0
32)	Arizona	19	8	10	1	4	20	20.0	1	2	50.0
	Totals	1316	363	813	140	312	817	38.2	25	53	47.2

NFL / DEFENSE/OPPONENTS: FIRST DOWNS, THIRD DOWNS, FOURTH DOWNS

Rank	Team	FIRST DOWNS				THIRD DOWNS			FOURTH DOWNS		
		Total	Rush	Pass	Pen	Made	Att	Pct	Made	Att	Pct
1)	Los Angeles Rams	25	8	15	2	8	23	34.8	1	1	100.0
2)	Washington	31	12	16	3	10	24	41.7	0	1	0.0
3t)	Jacksonville	33	8	20	5	8	25	32.0	0	2	0.0
3t)	Chicago	33	8	24	1	10	26	38.5	0	1	0.0
3t)	New York Giants	33	13	19	1	7	23	30.4	1	1	100.0
6t)	Baltimore	34	9	19	6	7	28	25.0	0	1	0.0
6t)	Denver	34	4	26	4	5	22	22.7	0	1	0.0
6t)	Philadelphia	34	5	26	3	8	25	32.0	0	1	0.0
9)	Los Angeles Chargers	36	12	20	4	9	24	37.5	0	0	---
10)	Dallas	37	15	20	2	12	29	41.4	2	2	100.0
11t)	Houston	38	12	23	3	9	29	31.0	3	3	100.0
11t)	New York Jets	38	8	24	6	9	26	34.6	0	2	0.0
13t)	Indianapolis	39	9	27	3	9	23	39.1	1	2	50.0
13t)	Tennessee	39	13	22	4	7	21	33.3	0	1	0.0
15t)	Miami	40	7	30	3	9	24	37.5	0	2	0.0
15t)	Carolina	40	14	22	4	8	22	36.4	0	1	0.0
17)	Detroit	41	13	23	5	9	25	36.0	2	3	66.7
18t)	Green Bay	42	10	28	4	14	31	45.2	0	2	0.0
18t)	New Orleans	42	9	27	6	12	25	48.0	1	2	50.0
20t)	Cleveland	43	11	28	4	10	27	37.0	0	0	---
20t)	Oakland	43	18	22	3	12	27	44.4	1	1	100.0
22t)	Minnesota	44	15	21	8	9	26	34.6	0	0	---
22t)	San Francisco	44	8	32	4	14	33	42.4	0	2	0.0
24t)	Atlanta	45	13	26	6	13	27	48.1	1	1	100.0
24t)	Seattle	45	15	26	4	9	24	37.5	1	1	100.0
26)	Pittsburgh	46	14	23	9	7	23	30.4	0	1	0.0
27)	Buffalo	47	16	29	2	9	23	39.1	0	0	---
28)	New England	48	15	30	3	12	25	48.0	0	1	0.0
29)	Tampa Bay	50	13	33	4	9	24	37.5	4	6	66.7
30)	Cincinnati	52	9	37	6	18	33	54.5	2	4	50.0
31)	Arizona	54	18	27	9	14	28	50.0	2	4	50.0
32)	Kansas City	66	9	48	9	6	22	27.3	3	3	100.0
	Totals	1316	363	813	140	312	817	38.2	25	53	47.2

WEEK 2 / THROUGH MONDAY, SEPTEMBER 17, 2018**NFL / FIRST-DOWN PLAYS BY TEAMS**

Rank	Team	Yds/Play	Plays	Yards
1)	Tampa Bay	9.72	58	564
2)	San Francisco	7.92	61	483
3)	Kansas City	7.51	55	413
4)	Los Angeles Rams	7.44	59	439
5)	Los Angeles Chargers	7.42	67	497
6)	New Orleans	7.17	59	423
7)	Carolina	6.97	64	446
8)	Oakland	6.82	57	389
9)	Miami	6.55	56	367
10)	Jacksonville	6.48	62	402
11)	Pittsburgh	6.26	78	488
12)	Denver	6.02	61	367
13)	Atlanta	5.73	56	321
14)	Cincinnati	5.72	54	309
15)	Dallas	5.71	49	280
16)	Detroit	5.65	65	367
17)	Seattle	5.35	52	278
18)	Minnesota	5.18	60	311
19)	New York Jets	4.96	56	278
20)	Washington	4.81	67	322
21)	New England	4.56	59	269
22)	Green Bay	4.52	58	262
23)	Baltimore	4.35	69	300
24)	Philadelphia	4.28	58	248
25)	Tennessee	4.19	52	218
26)	Cleveland	4.10	62	254
27)	Chicago	4.07	55	224
28)	Indianapolis	3.86	56	216
29)	Houston	3.52	61	215
30)	Buffalo	3.51	51	179
31)	Arizona	3.50	38	133
32)	New York Giants	2.55	51	130
	TOTAL	5.57	1866	10392

NFL / FIRST-DOWN PLAYS BY OPPONENTS

Rank	Team	Yds/Play	Plays	Yards
1)	Jacksonville	3.69	51	188
2)	Dallas	3.76	55	207
3)	Chicago	4.06	52	211
4)	Cincinnati	4.14	66	273
5)	Washington	4.27	48	205
6)	Baltimore	4.29	56	240
7)	Houston	4.67	55	257
8)	Miami	4.72	61	288
9)	San Francisco	4.92	63	310
10)	Los Angeles Rams	5.05	44	222
11)	Indianapolis	5.35	54	289
12)	Seattle	5.36	64	343
13)	Los Angeles Chargers	5.37	52	279
14)	Carolina	5.37	54	290
15)	New England	5.41	68	368
16)	Pittsburgh	5.42	66	358
17)	Buffalo	5.47	62	339
18)	Green Bay	5.49	57	313
19)	Oakland	5.59	56	313
20)	New York Jets	5.60	58	325
21)	Minnesota	5.70	64	365
22)	Atlanta	5.80	60	348
23)	Cleveland	5.80	71	412
24)	Tennessee	5.98	56	335
25)	New York Giants	6.58	52	342
26)	Arizona	6.60	65	429
27)	Philadelphia	6.72	54	363
28)	Denver	6.94	53	368
29)	Kansas City	7.07	75	530
30)	Tampa Bay	7.10	63	447
31)	Detroit	7.24	55	398
32)	New Orleans	7.80	56	437
	TOTAL	5.57	1866	10392

WEEK 2 / THROUGH MONDAY, SEPTEMBER 17, 2018

NFL / KICKOFFS (Receiving Team)

Rank	Team	TotKO	AdjKO	TB	TB%	EZ	EZ%	OB	I20	Avg.Start
1)	Miami	9	8	5	62.5	8	88.9	0	0	34.5
2)	Tennessee	10	10	8	80.0	8	80.0	0	0	33.5
3)	Buffalo	15	15	8	53.3	12	80.0	0	0	28.5
4)	Houston	11	11	6	54.5	9	81.8	0	0	28.2
5)	San Francisco	11	10	6	60.0	10	90.9	0	1	28.0
6)	New Orleans	14	14	10	71.4	12	85.7	0	0	26.9
7)	Minnesota	13	13	11	84.6	12	92.3	0	0	26.8
8)	Atlanta	9	9	7	77.8	9	100.0	0	1	26.4
9)	Detroit	16	16	11	68.8	14	87.5	0	0	26.2
10)	Green Bay	11	11	7	63.6	8	72.7	0	0	26.2
11)	Cincinnati	11	9	6	66.7	7	63.6	0	0	25.1
12)	Dallas	8	6	6	100.0	6	75.0	1	0	25.0
12t)	Denver	10	10	10	100.0	10	100.0	0	0	25.0
12t)	Oakland	13	13	13	100.0	13	100.0	0	0	25.0
15)	Baltimore	9	9	7	77.8	9	100.0	0	0	24.9
16)	Kansas City	12	12	10	83.3	11	91.7	0	0	24.8
17)	Seattle	11	11	9	81.8	9	81.8	0	1	24.8
18)	Tampa Bay	11	11	8	72.7	8	72.7	0	1	24.7
19)	Indianapolis	11	11	8	72.7	10	90.9	0	0	24.5
20)	Arizona	10	10	7	70.0	7	70.0	0	1	24.4
21)	Pittsburgh	12	12	5	41.7	7	58.3	0	2	24.3
22)	New England	11	11	8	72.7	10	90.9	0	2	24.2
23)	Carolina	8	8	7	87.5	8	100.0	0	1	24.1
24)	New York Giants	10	10	7	70.0	10	100.0	0	1	24.1
25)	Los Angeles Rams	5	5	1	20.0	4	80.0	0	1	23.8
26)	New York Jets	8	8	6	75.0	6	75.0	0	1	23.5
27)	Philadelphia	9	9	7	77.8	8	88.9	0	1	23.4
28)	Chicago	8	7	5	71.4	6	75.0	0	2	22.6
29)	Los Angeles Char	12	11	9	81.8	11	91.7	0	2	22.1
30)	Jacksonville	10	9	5	55.6	7	70.0	0	3	21.9
31)	Cleveland	10	10	4	40.0	7	70.0	0	3	21.0
32)	Washington	6	6	3	50.0	4	66.7	0	2	18.8
Totals		334	325	230	70.8	280	86.2	1	26	25.4

Note: Average opponent drive start DOES NOT include onside kicks or kickoffs at the end of a half unless either kickoff is returned for a touchdown. All other kickoffs (returned kickoffs, fair catches, touchback and kickoffs out of bounds) are included. Kickoffs resulting in the kicking team retaining possession are not included.

ADJ KO: Adjusted kickoffs are used to compute the Avg. Team Drive Start.

I20: The number of drives that start inside (not including) the 20 yd line.

WEEK 2 / THROUGH MONDAY, SEPTEMBER 17, 2018

NFL / KICKOFFS (Kicking Team)

Rank	Team	TotKO	AdjKO	TB	TB%	EZ	EZ%	OB	I20	Avg.Start
1)	Arizona	3	3	0	0.0	2	66.7	0	1	16.3
2)	Pittsburgh	11	11	8	72.7	9	81.8	0	3	21.2
3)	Kansas City	15	15	9	60.0	12	80.0	0	4	21.6
4)	Atlanta	10	10	7	70.0	9	90.0	0	2	22.9
5)	Seattle	8	7	6	85.7	6	75.0	0	1	23.6
6)	Indianapolis	10	9	7	77.8	7	70.0	0	1	23.8
7)	Jacksonville	11	11	8	72.7	10	90.9	0	2	23.8
8)	Buffalo	7	6	5	83.3	6	85.7	0	0	24.2
8t)	New York Giants	9	6	5	83.3	6	66.7	1	0	24.2
10)	Houston	9	9	8	88.9	9	100.0	0	1	24.2
11)	Los Angeles Rams	13	13	10	76.9	10	76.9	0	1	24.5
12)	Carolina	9	9	7	77.8	9	100.0	0	1	24.8
13)	Denver	11	11	9	81.8	9	81.8	0	1	24.8
14)	Los Angeles Char	12	12	8	66.7	10	83.3	0	0	24.8
15)	Oakland	9	9	6	66.7	8	88.9	0	1	24.9
15t)	Washington	9	9	8	88.9	8	88.9	0	0	24.9
17)	Cincinnati	14	14	11	78.6	14	100.0	0	0	24.9
18)	Dallas	7	7	5	71.4	7	100.0	0	0	25.3
19)	New York Jets	13	13	12	92.3	13	100.0	0	0	25.3
20)	Minnesota	10	10	9	90.0	9	90.0	0	0	25.6
21)	Philadelphia	8	8	7	87.5	7	87.5	0	1	25.6
22)	Chicago	11	11	8	72.7	9	81.8	0	0	25.6
23)	New Orleans	12	12	7	58.3	9	75.0	0	0	25.8
24)	Tampa Bay	14	14	11	78.6	12	85.7	0	0	25.9
25)	New England	11	11	3	27.3	7	63.6	0	3	26.1
26)	Green Bay	13	13	10	76.9	12	92.3	0	1	26.2
27)	San Francisco	12	12	7	58.3	10	83.3	0	0	26.6
28)	Detroit	10	9	3	33.3	7	70.0	0	2	27.0
29)	Cleveland	9	9	5	55.6	7	77.8	0	0	27.8
30)	Baltimore	14	13	6	46.2	10	71.4	0	0	28.8
31)	Tennessee	10	9	7	77.8	9	90.0	0	0	33.0
32)	Miami	10	10	8	80.0	8	80.0	0	0	33.5
	Totals	334	325	230	70.8	280	86.2	1	26	25.4

Note: Average team drive start DOES NOT include onside kicks or kickoffs at the end of a half unless either kickoff is returned for a touchdown. All other kickoffs (returned kickoffs, fair catches, touchback and kickoffs out of bounds) are included. Kickoffs resulting in the kicking team retaining possession are not included.

ADJ KO: Adjusted kickoffs are used to compute the Avg. Team Drive Start.

I20: The number of drives that start inside (not including) the 20 yd line.

WEEK 2 / THROUGH MONDAY, SEPTEMBER 17, 2018

NFL / SINGLE-GAME HIGHS / PLAYERS

Most Points-- 22, Gurley, LA-R vs. Ariz., 9/16, (3 td, 0 fg, 0 xp, 2 2pt)
Passing Yards-- 452, Roethlisberger, Pitt. vs. K.C., 9/16, (39-60, 452, 3 td, 0 int)
Longest Pass-- 75, Cousins, Minn. at G.B., 9/16 (OT), (to Diggs, Stefon, td)
Longest Pass-- 75, (3 times in Non-Overtime Games)
Passing Touchdowns-- 6, Mahomes, K.C. at Pitt., 9/16, (23-28, 326, 6 td, 0 int)
Rushing Yards-- 138, Breida, S.F. vs. Det., 9/16, (11-138, 1 td)
Rushing Attempts-- 31, Conner, Pitt. at Clev., 9/9 (OT), (31-135, 2 td)
Rushing Attempts-- 26, Peterson, Wash. at Ariz., 9/9, (26-96, 1 td)
Longest Rush-- 68, Barkley, NY-G vs. Jax , 9/9, td
Receptions-- 16, Thomas, N.O. vs. T.B., 9/9, (16-180, 1 td)
Receiving Yards-- 180, Thomas, N.O. vs. T.B., 9/9, (16-180, 1 td)
Receiving Yards-- 180, Cook, Oak. vs. LA-R, 9/10, (9-180, 0 td)
Kickoff Return Yards-- 165, M. Murphy, Buff. at Balt., 9/9, (5-165, 0 td)
Kickoff Returns-- 5, (3 times in Non-Overtime Games)
Longest Kickoff Return-- 102, Grant, Miami vs. Tenn., 9/9, td
Punt Return Yards-- 137, A. Roberts, NY-J at Det., 9/10, (3-137, 0 fc, 1 td)
Punt Returns-- 6, Grant, Balt. vs. Buff., 9/9, (6-54, 1 fc, 0 td)
Punt Returns-- 6, Natson, LA-R vs. Ariz., 9/16, (6-133, 1 fc, 0 td)
Longest Punt Return-- 91, Hill, K.C. at LA-C, 9/9, td
Interceptions-- 2, Ward, Clev. vs. Pitt., 9/9 (OT), (2-26, 0 td)
Interceptions-- 2, (5 times in Non-Overtime Games)
Longest Interception Return-- 54, Jones, Miami vs. Tenn., 9/9
Sacks-- 3.0, Watt, Pitt. at Clev., 9/9 (OT)
Sacks-- 3.0, Miller, Denv. vs. Sea., 9/9
Scrimmage Yards-- 192, Conner, Pitt. at Clev., 9/9 (OT), (Rush 31-135, Rec 5-57)
Scrimmage Yards-- 180, (3 times in Non-Overtime Games)
Longest Punt-- 69, M. Dickson, Sea. at Denv., 9/9
Punts-- 12, Colquitt, Clev. vs. Pitt., 9/9 (OT), (12-522, 43.5)
Punts-- 8, Bojorquez, Buff. at Balt., 9/9, (8-397, 49.6)
Punts-- 8, Lee, Ariz. at LA-R, 9/16, (8-403, 50.4)
Field Goals Made-- 5, Crosby, G.B. vs. Minn., 9/16 (OT), (5-6, 48 lg)
Field Goals Made-- 4, Zuerlein, LA-R at Oak., 9/10, (4-5, 55 lg)
Longest Field Goal-- 56, Janikowski, Sea. at Chi., 9/17

WEEK 2 / THROUGH MONDAY, SEPTEMBER 17, 2018

300-Yard Passing Games

452, Roethlisberger, PIT vs. KC 09/16 (39-60, 3 TD)
439, Brees, NO vs. TB 09/09 (37-45, 3 TD)
425, Cousins, MIN at GB 09/16 (ot) (35-48, 4 TD)
424, Rivers, LAC vs. KC 09/09 (34-51, 3 TD)
417, Fitzpatrick, TB at NO 09/09 (21-28, 4 TD)
402, Fitzpatrick, TB vs. PHI 09/16 (27-33, 4 TD)
377, Bortles, JAX vs. NE 09/16 (29-45, 4 TD)
376, Flacco, BAL at CIN 09/13 (32-55, 2 TD)
354, Goff, LAR vs. ARI 09/16 (24-32, 1 TD)
347, Stafford, DET at SF 09/16 (34-53, 3 TD)
335, Newton, CAR at ATL 09/16 (32-45, 3 TD)
335, Roethlisberger, PIT at CLE 09/09 (ot) (23-41, 1 TD)
334, Darnold, NYJ vs. MIA 09/16 (25-41, 1 TD)
334, Foles, PHI at TB 09/16 (35-48, 1 TD)
329, Keenum, DEN vs. SEA 09/09 (25-39, 3 TD)
326, Mahomes, KC at PIT 09/16 (23-28, 6 TD)
319, Luck, IND vs. CIN 09/09 (39-53, 2 TD)
310, Watson, HOU at TEN 09/16 (22-32, 2 TD)
303, Carr, OAK vs. LAR 09/10 (29-40, 0 TD)

100-Yard Receiving Games

180, Thomas, NO vs. TB 09/09 (16 rec., 1 TD)
180, Cook, OAK vs. LAR 09/10 (9 rec., 0 TD)
169, J. Jones, ATL at PHI 09/06 (10 rec., 0 TD)
169, Hill, KC at LAC 09/09 (7 rec., 2 TD)
159, Cooks, LAR vs. ARI 09/16 (7 rec., 0 TD)
147, M. Evans, TB at NO 09/09 (7 rec., 1 TD)
146, Jackson, TB at NO 09/09 (5 rec., 2 TD)
142, Cobb, GB vs. CHI 09/09 (9 rec., 1 TD)
138, James, PIT vs. KC 09/16 (5 rec., 1 TD)
135, Sanders, DEN vs. SEA 09/09 (10 rec., 1 TD)
131, Thielen, MIN at GB 09/16 (ot) (12 rec., 1 TD)
129, Jackson, TB vs. PHI 09/16 (4 rec., 1 TD)
128, Diggs, MIN at GB 09/16 (ot) (9 rec., 2 TD)
123, Gronkowski, NE vs. HOU 09/09 (7 rec., 1 TD)
121, Smith-Schuster, PIT vs. KC 09/16 (13 rec., 1 TD)
119, Smith-Schuster, PIT at CLE 09/09 (ot) (5 rec., 0 TD)
116, Cole, JAX vs. NE 09/16 (7 rec., 1 TD)
116, Cooper, OAK at DEN 09/16 (10 rec., 0 TD)
114, Golladay, DET vs. NYJ 09/10 (7 rec., 0 TD)
113, W. Fuller, HOU at TEN 09/16 (8 rec., 1 TD)
112, Kamara, NO vs. TB 09/09 (9 rec., 1 TD)
111, Beckham, NYG vs. JAX 09/09 (11 rec., 0 TD)
110, Hopkins, HOU at TEN 09/16 (6 rec., 1 TD)
109, Tate, DET at SF 09/16 (7 rec., 0 TD)
109, Kelce, KC at PIT 09/16 (7 rec., 2 TD)
108, Allen, LAC vs. KC 09/09 (8 rec., 1 TD)
106, Landry, CLE vs. PIT 09/09 (ot) (7 rec., 0 TD)
106, Stills, MIA vs. TEN 09/09 (4 rec., 2 TD)
105, Dissly, SEA at DEN 09/09 (3 rec., 1 TD)
102, Gordon, LAC vs. KC 09/09 (9 rec., 0 TD)
102, McCaffrey, CAR at ATL 09/16 (14 rec., 0 TD)
102, Thielen, MIN vs. SF 09/09 (6 rec., 0 TD)
100, Watkins, KC at PIT 09/16 (6 rec., 0 TD)

100-Yard Rushing Games

138, Breida, SF vs. DET 09/16 (11 att., 1 TD)
135, Conner, PIT at CLE 09/09 (ot) (31 att., 2 TD)
108, Gurley, LAR at OAK 09/10 (20 att., 0 TD)
107, Lindsay, DEN vs. OAK 09/16 (14 att., 0 TD)
107, Coleman, ATL vs. CAR 09/16 (16 att., 0 TD)
106, Barkley, NYG vs. JAX 09/09 (18 att., 1 TD)
102, Crowell, NYJ at DET 09/10 (10 att., 2 TD)

WEEK 2 / THROUGH MONDAY, SEPTEMBER 17, 2018

NFL / LEADING PASSERS

Player, Team	Att	Comp	Pct Comp	Yds	Avg Gain	TD	Pct TD Long	Int	Pct Int	Rating Points
Fitzpatrick, T.B.	61	48	78.7	819	13.43	8	13.1 75t	1	1.6	151.5
Mahomes, K.C.	55	38	69.1	582	10.58	10	18.2 58t	0	0.0	143.3
Brees, N.O.	80	65	81.3	682	8.53	5	6.3 42	0	0.0	123.0
Rivers, LA-C	78	57	73.1	680	8.72	6	7.7 30	1	1.3	119.6
Rodgers, G.B.	72	50	69.4	567	7.88	4	5.6 75t	0	0.0	111.3
Cousins, Min.	84	55	65.5	669	7.96	6	7.1 75t	1	1.2	108.7
Dalton, Cin.	70	45	64.3	508	7.26	6	8.6 38t	1	1.4	108.5
Tannehill, Mia.	51	37	72.5	398	7.80	4	7.8 75t	2	3.9	104.9
Brady, N.E.	74	50	67.6	511	6.91	5	6.8 30	1	1.4	104.1
Goff, LA-R	65	42	64.6	587	9.03	3	4.6 57	1	1.5	102.5
A. Smith, Was.	76	54	71.1	547	7.20	2	2.6 52	0	0.0	100.1
Newton, Car.	71	49	69.0	496	6.99	3	4.2 51t	1	1.4	96.9
Flacco, Bal.	89	57	64.0	612	6.88	5	5.6 45	2	2.2	93.5
Bortles, Jac.	78	47	60.3	553	7.09	5	6.4 61t	2	2.6	92.5
Wilson, Sea.	69	41	59.4	524	7.59	5	7.2 66	3	4.3	89.3
*Darnold, NY-J	62	41	66.1	532	8.58	3	4.8 44	3	4.8	88.9
Carr, Oak.	72	58	80.6	591	8.21	1	1.4 45	3	4.2	88.1
Prescott, Dal.	54	35	64.8	330	6.11	1	1.9 64t	0	0.0	87.7
Luck, Ind.	84	60	71.4	498	5.93	4	4.8 26t	3	3.6	87.3
Roethlisberger, Pit.	101	62	61.4	787	7.79	4	4.0 67	3	3.0	86.5
Manning, NY-G	81	56	69.1	503	6.21	1	1.2 37	1	1.2	84.5
Watson, Hou.	66	39	59.1	486	7.36	3	4.5 39t	2	3.0	84.5
Ryan, Atl.	71	44	62.0	523	7.37	2	2.8 36	2	2.8	82.1
Trubisky, Chi.	69	48	69.6	371	5.38	2	2.9 33	2	2.9	80.0
Foles, Phi.	82	54	65.9	451	5.50	1	1.2 50	1	1.2	78.9
Garoppolo, S.F.	59	33	55.9	467	7.92	3	5.1 56	3	5.1	77.4
Stafford, Det.	99	61	61.6	633	6.39	4	4.0 67	4	4.0	76.7
Keenum, Den.	74	44	59.5	551	7.45	3	4.1 43t	4	5.4	73.6
Gabbert, Ten.	42	24	57.1	234	5.57	1	2.4 18t	1	2.4	70.9
Taylor, Cle.	70	37	52.9	443	6.33	2	2.9 47t	2	2.9	70.1
*Allen, Buf.	48	24	50.0	319	6.65	1	2.1 57	2	4.2	61.0
Bradford, Ariz	61	37	60.7	243	3.98	0	0.0 27	2	3.3	55.6

NFL / LEADING PASSERS, RANKS

Player, Team	Att	Comp	Pct Comp	Yds	Avg Gain	TD	Pct TD Long	Int	Pct Int	Rating Points
Fitzpatrick, T.B.	25t	15t	3	1	1	2	2	6t	14	1
Mahomes, K.C.	28	25	11	10	2	1	1	1t	1t	2
Brees, N.O.	8	1	1	3	6	6t	10	1t	1t	3
Rivers, LA-C	9t	6t	4	4	4	3t	5	6t	9	4
Rodgers, G.B.	14t	12t	9	11	10	11t	12	1t	1t	5
Cousins, Min.	4t	9	16	5	8	3t	7	6t	6	6
Dalton, Cin.	18t	18	19	19	17	3t	3	6t	12	7
Tannehill, Mia.	30	26t	5	27	11	11t	4	16t	25	8
Brady, N.E.	12t	12t	13	18	21	6t	8	6t	10	9
Goff, LA-R	23	21	18	9	3	16t	16	6t	13	10
A. Smith, Was.	11	10t	7	14	18	22t	25	1t	1t	11
Newton, Car.	16t	14	12	22	20	16t	18	6t	11	12
Flacco, Bal.	3	6t	20	7	22	6t	11	16t	15	13
Bortles, Jac.	9t	17	25	12	19	6t	9	16t	17	14
Wilson, Sea.	20t	22t	27	16	13	6t	6	25t	29	15
*Darnold, NY-J	24	22t	14	15	5	16t	14	25t	30	16
Carr, Oak.	14t	5	2	8	7	26t	29	25t	27t	17
Prescott, Dal.	29	29	17	29	27	26t	28	1t	1t	18
Luck, Ind.	4t	4	6	21	28	11t	15	25t	24	19
Roethlisberger, Pit.	1	2	23	2	12	11t	21	25t	21	20
Manning, NY-G	7	8	10	20	26	26t	30	6t	8	21
Watson, Hou.	22	24	28	23	16	16t	17	16t	22	22
Ryan, Atl.	16t	19t	21	17	15	22t	24	16t	18	23
Trubisky, Chi.	20t	15t	8	28	31	22t	22	16t	20	24
Foles, Phi.	6	10t	15	25	30	26t	31	6t	7	25
Garoppolo, S.F.	27	30	30	24	9	16t	13	25t	31	26
Stafford, Det.	2	3	22	6	24	11t	20	31t	26	27
Keenum, Den.	12t	19t	26	13	14	16t	19	31t	32	28
Gabbert, Ten.	32	31t	29	32	29	26t	26	6t	16	29
Taylor, Cle.	18t	26t	31	26	25	22t	23	16t	19	30
*Allen, Buf.	31	31t	32	30	23	26t	27	16t	27t	31
Bradford, Ariz	25t	26t	24	31	32	33t	32	16t	23	32

WEEK 2 / THROUGH MONDAY, SEPTEMBER 17, 2018

NFL / FOURTH-QUARTER PASSING LEADERS

Rank	Player, Team	Att	Comp	Comp%	Yards	YPA	TD	TD%	Int	Int%	Rating
1)	Rodgers, G.B.	26	19	73.1	324	12.46	3	11.5	0	0.0	153.4
2)	Fitzpatrick, T.B.	12	11	91.7	151	12.58	1	8.3	0	0.0	146.5
3)	Brees, N.O.	25	19	76.0	211	8.44	3	12.0	0	0.0	140.2
4)	Brady, N.E.	14	10	71.4	108	7.71	1	7.1	0	0.0	117.6
5)	Newton, Car.	24	18	75.0	242	10.08	2	8.3	1	4.2	117.0
6)	Rivers, LA-C	34	24	70.6	289	8.50	2	5.9	0	0.0	115.9
7)	Keenum, Den.	20	14	70.0	176	8.80	1	5.0	0	0.0	113.8
8)	Watson, Hou.	21	12	57.1	154	7.33	2	9.5	0	0.0	112.0
9)	Wilson, Sea.	24	18	75.0	242	10.08	3	12.5	2	8.3	111.5
10)	Mahomes, K.C.	12	7	58.3	50	4.17	2	16.7	0	0.0	107.6
11)	Luck, Ind.	24	19	79.2	139	5.79	1	4.2	0	0.0	104.7
12)	Dalton, Cin.	12	9	75.0	104	8.67	0	0.0	0	0.0	100.7
13)	Stafford, Det.	33	19	57.6	221	6.70	2	6.1	0	0.0	98.2
14)	A. Smith, Was.	22	16	72.7	172	7.82	0	0.0	0	0.0	95.3
15)	Prescott, Dal.	17	13	76.5	104	6.12	0	0.0	0	0.0	91.3
16)	*Darnold, NY-J	12	8	66.7	96	8.00	0	0.0	0	0.0	91.0
17)	Flacco, Bal.	23	14	60.9	128	5.57	1	4.3	0	0.0	90.5
18)	Tannehill, Mia.	10	5	50.0	121	12.10	1	10.0	1	10.0	87.9
19)	Goff, LA-R	22	12	54.5	126	5.73	1	4.5	0	0.0	86.6
20)	Trubisky, Chi.	15	8	53.3	56	3.73	1	6.7	0	0.0	84.3
21)	Cousins, Min.	18	7	38.9	134	7.44	3	16.7	1	5.6	81.9
22)	Bortles, Jac.	16	9	56.3	136	8.50	1	6.3	1	6.3	79.2
23)	Manning, NY-G	29	19	65.5	176	6.07	1	3.4	1	3.4	79.1
24)	Ryan, Atl.	19	13	68.4	174	9.16	0	0.0	1	5.3	75.3
25)	Foles, Phi.	20	13	65.0	103	5.15	1	5.0	1	5.0	73.5
26)	Taylor, Cle.	27	13	48.1	215	7.96	2	7.4	2	7.4	69.2
27)	Roethlisberger, Pit.	25	13	52.0	133	5.32	0	0.0	0	0.0	67.6
28)	Bradford, Ariz	29	21	72.4	107	3.69	0	0.0	1	3.4	63.4
29)	*Allen, Buf.	24	12	50.0	133	5.54	1	4.2	1	4.2	63.4
30)	Gabbert, Ten.	25	15	60.0	162	6.48	0	0.0	1	4.0	62.4
31)	Carr, Oak.	19	14	73.7	142	7.47	0	0.0	2	10.5	55.0
32)	Garoppolo, S.F.	15	8	53.3	101	6.73	0	0.0	2	13.3	35.0
33)	Cassel, Det.	5	2	40.0	14	2.80	0	0.0	1	20.0	8.3

NFL / THIRD-DOWN PASSING LEADERS

Rank	Player, Team	Att	Comp	Comp%	Yards	YPA	TD	TD%	Int	Int%	Rating
1)	Fitzpatrick, T.B.	17	13	76.5	222	13.06	2	11.8	0	0.0	157.1
2)	*Darnold, NY-J	12	8	66.7	129	10.75	2	16.7	0	0.0	142.0
3)	Rodgers, G.B.	16	11	68.8	174	10.88	1	6.3	0	0.0	125.5
4)	Manning, NY-G	23	19	82.6	214	9.30	1	4.3	0	0.0	119.9
5)	Dalton, Cin.	15	7	46.7	109	7.27	2	13.3	0	0.0	110.8
6)	Cousins, Min.	23	13	56.5	179	7.78	2	8.7	0	0.0	110.6
7)	Flacco, Bal.	17	9	52.9	96	5.65	2	11.8	0	0.0	108.9
8)	A. Smith, Was.	22	15	68.2	182	8.27	1	4.5	0	0.0	108.5
9)	Carr, Oak.	15	12	80.0	122	8.13	0	0.0	0	0.0	100.6
10)	Rivers, LA-C	16	11	68.8	105	6.56	2	12.5	1	6.3	100.3
11)	Roethlisberger, Pit.	23	15	65.2	152	6.61	1	4.3	0	0.0	98.5
12)	Brees, N.O.	12	7	58.3	53	4.42	1	8.3	0	0.0	96.9
13)	Bortles, Jac.	22	15	68.2	114	5.18	1	4.5	0	0.0	95.6
14)	Watson, Hou.	16	8	50.0	116	7.25	1	6.3	0	0.0	94.8
15)	Luck, Ind.	27	20	74.1	222	8.22	2	7.4	2	7.4	91.9
16)	Newton, Car.	15	9	60.0	55	3.67	1	6.7	0	0.0	89.6
17)	Foles, Phi.	19	13	68.4	117	6.16	0	0.0	0	0.0	84.8
18t)	Brady, N.E.	16	8	50.0	84	5.25	2	12.5	1	6.3	79.2
18t)	Trubisky, Chi.	18	12	66.7	93	5.17	0	0.0	0	0.0	79.2
20)	Ryan, Atl.	19	11	57.9	128	6.74	1	5.3	1	5.3	74.0
21t)	Bradford, Ariz	16	9	56.3	56	3.50	0	0.0	0	0.0	63.5
21t)	Prescott, Dal.	16	9	56.3	56	3.50	0	0.0	0	0.0	63.5
23)	Taylor, Cle.	21	10	47.6	96	4.57	0	0.0	0	0.0	60.8
24)	Wilson, Sea.	17	7	41.2	74	4.35	2	11.8	2	11.8	54.2
25)	Tannehill, Mia.	15	10	66.7	86	5.73	0	0.0	1	6.7	53.8
26)	Stafford, Det.	22	11	50.0	170	7.73	1	4.5	2	9.1	53.2
27)	Goff, LA-R	17	9	52.9	125	7.35	0	0.0	1	5.9	52.3
28)	Keenum, Den.	18	10	55.6	113	6.28	0	0.0	1	5.6	51.4
29)	Gabbert, Ten.	17	10	58.8	76	4.47	0	0.0	1	5.9	45.2
30)	*Allen, Buf.	14	7	50.0	94	6.71	0	0.0	1	7.1	42.0
31)	Garoppolo, S.F.	15	6	40.0	76	5.07	0	0.0	1	6.7	28.7

WEEK 2 / THROUGH MONDAY, SEPTEMBER 17, 2018

NFL / LEADING RUSHERS

Rank	Player, Team	Att	Yards	Avg	Long	TD
1)	Breida, S.F.	22	184	8.4	66t	1
2)	Mixon, Cin.	38	179	4.7	27	1
3)	*Lindsay, Den.	29	178	6.1	53	0
4)	Miller, Hou.	34	166	4.9	31	0
5)	Conner, Pit.	39	152	3.9	22t	3
6)	Gurley, LA-R	39	150	3.8	23	3
7)	Elliott, Dal.	32	147	4.6	19	2
8)	Crowell, NY-J	22	137	6.2	62t	2
9)	*Barkley, NY-G	29	134	4.6	68t	1
10)	Coleman, Atl.	25	126	5.0	36	1
11)	Hunt, K.C.	34	124	3.6	16	0
12t)	Howard, Chi.	29	117	4.0	16	0
12t)	D. Lewis, Ten.	30	117	3.9	26	1
14t)	Ekeler, LA-C	16	116	7.3	22	0
14t)	Peterson, Was.	37	116	3.1	17	1
16)	Yeldon, Jac.	24	109	4.5	20	0
17t)	Lynch, Oak.	29	106	3.7	11	2
17t)	J. Williams, G.B.	31	106	3.4	11	0
19)	Hyde, Cle.	38	105	2.8	12	2
20)	Taylor, Cle. (QB)	12	103	8.6	24	1
21t)	Drake, Mia.	25	101	4.0	20	1
21t)	*Wilkins, Ind.	24	101	4.2	18	0
23)	Newton, Car. (QB)	18	100	5.6	29	1
24)	*Freeman, Den.	23	99	4.3	17	1
25)	Gordon, LA-C	24	92	3.8	20t	1
26)	Barber, T.B.	35	91	2.6	23	0
27)	McCaffrey, Car.	18	87	4.8	15	0
28t)	Burkhead, N.E.	24	86	3.6	12	0
28t)	Gore, Mia.	18	86	4.8	21	0
28t)	Morris, S.F.	26	86	3.3	14	0
31t)	Ajayi, Phi.	22	85	3.9	20	3
31t)	Johnson, Ariz	22	85	3.9	11	1
33)	Watson, Hou. (QB)	13	84	6.5	15	0
34)	Henry, Ten.	28	82	2.9	9	0
35)	Cook, Min.	26	78	3.0	15	0
36)	Bortles, Jac. (QB)	10	77	7.7	41	0
37t)	Carson, Sea.	13	75	5.8	24	0
37t)	Kamara, N.O.	21	75	3.6	18	2
39)	Blue, Hou.	12	72	6.0	17	1
40t)	C. Anderson, Car.	10	66	6.6	22	0
40t)	Powell, NY-J	17	66	3.9	14	0
40t)	Thompson, Was.	9	66	7.3	16	0
43)	Prescott, Dal. (QB)	12	64	5.3	15	0
44t)	McCoy, Buf.	16	61	3.8	27	0
44t)	Murray, Min.	15	61	4.1	9	0
46)	*Johnson, Det.	13	60	4.6	21	0
47)	*Allen, Buf. (QB)	12	58	4.8	14	0
48t)	Clement, Phi.	11	56	5.1	21	1
48t)	Trubisky, Chi. (QB)	12	56	4.7	17	1
50)	M. Brown, LA-R	13	51	3.9	19	0

WEEK 2 / THROUGH MONDAY, SEPTEMBER 17, 2018**NFL / THIRD-AND-ONE RUSHING LEADERS**

Rank	Player, Team	Att	FD	Pct
1t)	Flacco, Bal.	4	4	100.0
1t)	*Barkley, NY-G	3	3	100.0
1t)	Mixon, Cin.	3	3	100.0
1t)	Gurley, LA-R	2	2	100.0
1t)	Henry, Ten.	2	2	100.0
1t)	Kamara, N.O.	2	2	100.0
1t)	Morris, S.F.	2	2	100.0
1t)	Newton, Car.	2	2	100.0
1t)	Peterson, Was.	2	2	100.0
1t)	Agholor, Phi.	1	1	100.0
1t)	Ajayi, Phi.	1	1	100.0
1t)	*Allen, Buf.	1	1	100.0
1t)	Blue, Hou.	1	1	100.0
1t)	Brady, N.E.	1	1	100.0
1t)	Burkhead, N.E.	1	1	100.0
1t)	T. Burton, Chi.	1	1	100.0
1t)	Clement, Phi.	1	1	100.0
1t)	M. Davis, Sea.	1	1	100.0
1t)	Fitzpatrick, T.B.	1	1	100.0
1t)	Gabbert, Ten.	1	1	100.0
1t)	Garoppolo, S.F.	1	1	100.0
1t)	Goff, LA-R	1	1	100.0
1t)	Ham, Min.	1	1	100.0
1t)	*Hines, Ind.	1	1	100.0
1t)	Hyde, Cle.	1	1	100.0
1t)	*Johnson, Det.	1	1	100.0
1t)	Kelley, Was.	1	1	100.0
1t)	*Lindsay, Den.	1	1	100.0
1t)	Luck, Ind.	1	1	100.0
1t)	Mariota, Ten.	1	1	100.0
1t)	Roethlisberger, Pit.	1	1	100.0
1t)	Sproles, Phi.	1	1	100.0
1t)	Ware, K.C.	1	1	100.0
1t)	Watt, LA-C	1	1	100.0
1t)	M. Williams, Bal.	1	1	100.0
36t)	Coleman, Atl.	2	1	50.0
36t)	Drake, Mia.	2	1	50.0
36t)	*Freeman, Den.	2	1	50.0
36t)	Lynch, Oak.	2	1	50.0

WEEK 2 / THROUGH MONDAY, SEPTEMBER 17, 2018

NFL / LEADERS IN RECEPTIONS

Rank	Player, Team	Rec	Yards	Avg	Long	TD
1)	Thomas, N.O.	28	269	9.6	35	3
2)	McCaffrey, Car. (RB)	20	147	7.4	18	0
3)	Thompson, Was. (RB)	19	155	8.2	23	1
4t)	Smith-Schuster, Pit.	18	240	13.3	67	1
4t)	Thielen, Min.	18	233	12.9	34	1
4t)	Brown, Pit.	18	160	8.9	22t	1
7)	M. Evans, T.B.	17	230	13.5	50t	2
8t)	Ertz, Phi. (TE)	16	142	8.9	34	0
8t)	Agholor, Phi.	16	121	7.6	50	1
8t)	*Barkley, NY-G (RB)	16	102	6.4	18	0
11t)	J. Jones, Atl.	15	233	15.5	36	0
11t)	Kamara, N.O. (RB)	15	165	11.0	35	1
11t)	Beckham, NY-G	15	162	10.8	24	0
11t)	Gordon, LA-C (RB)	15	140	9.3	25	2
15t)	Sanders, Den.	14	231	16.5	43t	1
15t)	Hopkins, Hou.	14	188	13.4	31	1
15t)	Tate, Det.	14	188	13.4	67	1
15t)	Allen, LA-C	14	175	12.5	23	1
15t)	Robinson, Chi.	14	144	10.3	33	0
15t)	Riddick, Det. (RB)	14	62	4.4	10	0
21t)	Cook, Oak. (TE)	13	229	17.6	45	0
21t)	Golladay, Det.	13	203	15.6	30t	1
21t)	Cobb, G.B.	13	172	13.2	75t	1
21t)	Enunwa, NY-J	13	155	11.9	21t	1
21t)	D. Adams, G.B.	13	152	11.7	51	2
26t)	Hill, K.C.	12	259	21.6	58t	3
26t)	Cooks, LA-R	12	246	20.5	57	0
26t)	Landry, Cle.	12	175	14.6	39	0
26t)	Diggs, Min.	12	171	14.3	75t	3
26t)	Hilton, Ind.	12	129	10.8	22	2
26t)	Dorsett, N.E.	12	110	9.2	19	1
32t)	Green, Cin.	11	161	14.6	38t	4
32t)	Allison, G.B.	11	133	12.1	39t	1
32t)	Cooper, Oak.	11	125	11.4	30	0
32t)	Davis, Ten.	11	117	10.6	18	0
32t)	Kupp, LA-R	11	115	10.5	29	1
32t)	White, N.E. (RB)	11	111	10.1	27	1
32t)	De. Thomas, Den.	11	81	7.4	23	1
39t)	Cole, Jac.	10	170	17.0	31	1
39t)	Funchess, Car.	10	118	11.8	27	0
39t)	Conner, Pit. (RB)	10	105	10.5	22	0
39t)	Fitzgerald, Ariz	10	104	10.4	27	0
39t)	Reed, Was. (TE)	10	103	10.3	22	1
39t)	Grant, Ind.	10	89	8.9	21	0
39t)	Allen, Bal. (RB)	10	51	5.1	16	0
46t)	Jackson, T.B.	9	275	30.6	75t	3
46t)	Gronkowski, N.E. (TE)	9	138	15.3	30	1
46t)	Westbrook, Jac.	9	134	14.9	61t	1
46t)	Ginn, N.O.	9	123	13.7	42	1
46t)	Watkins, K.C.	9	121	13.4	40	0
46t)	Woods, LA-R	9	118	13.1	21	0
46t)	Boyd, Cin.	9	117	13.0	27	1
46t)	Cook, Min. (RB)	9	107	11.9	24	0
46t)	Snead, Bal.	9	103	11.4	20	1
46t)	Beasley, Dal.	9	86	9.6	17	0
46t)	Engram, NY-G (TE)	9	85	9.4	18t	1
46t)	Doyle, Ind. (TE)	9	80	8.9	13	0
46t)	Gabriel, Chi.	9	55	6.1	31	0
46t)	Richard, Oak. (RB)	9	55	6.1	9	0
46t)	*Edmonds, Ariz (RB)	9	39	4.3	8	0

WEEK 2 / THROUGH MONDAY, SEPTEMBER 17, 2018

NFL / RECEIVING YARDAGE LEADERS

Rank	Player, Team	Yards	Rec	Avg	Long	TD
1)	Jackson, T.B.	275	9	30.6	75t	3
2)	Thomas, N.O.	269	28	9.6	35	3
3)	Hill, K.C.	259	12	21.6	58t	3
4)	Cooks, LA-R	246	12	20.5	57	0
5)	Smith-Schuster, Pit.	240	18	13.3	67	1
6t)	J. Jones, Atl.	233	15	15.5	36	0
6t)	Thielen, Min.	233	18	12.9	34	1
8)	Sanders, Den.	231	14	16.5	43t	1
9)	M. Evans, T.B.	230	17	13.5	50t	2
10)	Cook, Oak. (TE)	229	13	17.6	45	0
11)	Golladay, Det.	203	13	15.6	30t	1
12)	James, Pit. (TE)	198	8	24.8	46	1
13t)	Hopkins, Hou.	188	14	13.4	31	1
13t)	Tate, Det.	188	14	13.4	67	1
15t)	Allen, LA-C	175	14	12.5	23	1
15t)	Landry, Cle.	175	12	14.6	39	0
17)	Cobb, G.B.	172	13	13.2	75t	1
18)	Diggs, Min.	171	12	14.3	75t	3
19)	Cole, Jac.	170	10	17.0	31	1
20)	Kamara, N.O. (RB)	165	15	11.0	35	1
21)	Beckham, NY-G	162	15	10.8	24	0
22)	Green, Cin.	161	11	14.6	38t	4
23)	Brown, Pit.	160	18	8.9	22t	1
24t)	Enunwa, NY-J	155	13	11.9	21t	1
24t)	Thompson, Was. (RB)	155	19	8.2	23	1
26)	D. Adams, G.B.	152	13	11.7	51	2
27)	Howard, T.B. (TE)	150	5	30.0	75t	1
28t)	*Dissly, Sea. (TE)	147	6	24.5	66	2
28t)	McCaffrey, Car. (RB)	147	20	7.4	18	0
30)	Robinson, Chi.	144	14	10.3	33	0
31)	Ertz, Phi. (TE)	142	16	8.9	34	0
32)	Gordon, LA-C (RB)	140	15	9.3	25	2
33)	Gronkowski, N.E. (TE)	138	9	15.3	30	1
34)	J. Brown, Bal.	136	7	19.4	45	2
35)	Westbrook, Jac.	134	9	14.9	61t	1
36t)	Allison, G.B.	133	11	12.1	39t	1
36t)	Pryor, NY-J	133	7	19.0	44	0
38)	Hilton, Ind.	129	12	10.8	22	2
39)	Cooper, Oak.	125	11	11.4	30	0
40t)	Ginn, N.O.	123	9	13.7	42	1
40t)	Stills, Mia.	123	6	20.5	75t	2
42t)	Agholor, Phi.	121	16	7.6	50	1
42t)	Watkins, K.C.	121	9	13.4	40	0
44)	Lockett, Sea.	119	8	14.9	51t	2
45t)	Funchess, Car.	118	10	11.8	27	0
45t)	Woods, LA-R	118	9	13.1	21	0
47t)	Boyd, Cin.	117	9	13.0	27	1
47t)	Davis, Ten.	117	11	10.6	18	0
49t)	Kelce, K.C. (TE)	115	8	14.4	31	2
49t)	Kupp, LA-R	115	11	10.5	29	1

WEEK 2 / THROUGH MONDAY, SEPTEMBER 17, 2018

NFL / THIRD-DOWN RECEIVING LEADERS

Rank	Player, Team	Rec	Yards	Avg	Long	TD
1t)	Thielen, Min.	6	86	14.3	34	0
1t)	Hilton, Ind.	6	79	13.2	22	1
1t)	Beckham, NY-G	6	72	12.0	17	0
1t)	Brown, Pit.	6	44	7.3	19	0
1t)	Thompson, Was. (RB)	6	43	7.2	14	0
6t)	Cobb, G.B.	5	113	22.6	75t	1
6t)	Tate, Det.	5	87	17.4	67	0
6t)	M. Evans, T.B.	5	84	16.8	50t	1
6t)	Kupp, LA-R	5	72	14.4	29	0
6t)	Doyle, Ind. (TE)	5	54	10.8	13	0
6t)	Engram, NY-G (TE)	5	50	10.0	18t	1
6t)	*Barkley, NY-G (RB)	5	49	9.8	18	0
6t)	Thomas, N.O.	5	45	9.0	15	1
6t)	Elliott, Dal. (RB)	5	19	3.8	13	0
15t)	Cook, Oak. (TE)	4	84	21.0	32	0
15t)	Hopkins, Hou.	4	70	17.5	28t	1
15t)	J. Jones, Atl.	4	66	16.5	33	0
15t)	Davis, Ten.	4	44	11.0	17	0
15t)	Robinson, Chi.	4	39	9.8	13	0
15t)	Beasley, Dal.	4	37	9.3	16	0
15t)	*Kirk, Ariz	4	29	7.3	11	0
15t)	Smith-Schuster, Pit.	4	27	6.8	27	0
15t)	Agholor, Phi.	4	26	6.5	13	0
15t)	Rogers, Ind.	4	26	6.5	8	0
15t)	Seferian-Jenkins, Jac. (TE)	4	26	6.5	11	1
26t)	Gronkowski, N.E. (TE)	3	58	19.3	30	1
26t)	Sanders, Den.	3	57	19.0	23	0
26t)	Boyd, Cin.	3	56	18.7	22	0
26t)	Landry, Cle.	3	51	17.0	39	0
26t)	Graham, G.B. (TE)	3	44	14.7	34	0
26t)	Marshall, Sea.	3	43	14.3	20t	1
26t)	Allen, LA-C	3	42	14.0	20t	1
26t)	Butt, Den. (TE)	3	34	11.3	22	0
26t)	Ebron, Ind. (TE)	3	32	10.7	13	1
26t)	Ertz, Phi. (TE)	3	32	10.7	18	0
26t)	Fitzgerald, Ariz	3	30	10.0	15	0
26t)	Amendola, Mia.	3	25	8.3	14	0
26t)	Enunwa, NY-J	3	23	7.7	11	0
26t)	Rodgers, T.B. (RB)	3	23	7.7	13	0
26t)	Allen, Bal. (RB)	3	22	7.3	11	0
26t)	Drake, Mia. (RB)	3	21	7.0	10	0
26t)	Wright, Car.	3	17	5.7	7	1
26t)	Njoku, Cle. (TE)	3	11	3.7	7	0
26t)	Gordon, LA-C (RB)	3	2	0.7	2t	1

WEEK 2 / THROUGH MONDAY, SEPTEMBER 17, 2018**NFL / LEADING SCORERS, NONKICKERS**

Rank	Player, Team	TD	Rush	Rec	Ret	X2	Pts
1)	Gurley, LA-R (RB)	4	3	1	0	2	28
2t)	Green, Cin. (WR)	4	0	4	0	0	24
2t)	Hill, K.C. (WR)	4	0	3	1	0	24
4)	Kamara, N.O. (RB)	3	2	1	0	2	22
5t)	Ajayi, Phi. (RB)	3	3	0	0	1	20
5t)	Conner, Pit. (RB)	3	3	0	0	1	20
5t)	Diggs, Min. (WR)	3	0	3	0	1	20
5t)	Gordon, LA-C (RB)	3	1	2	0	1	20
9t)	Jackson, T.B. (WR)	3	0	3	0	0	18
9t)	Thomas, N.O. (WR)	3	0	3	0	0	18
11t)	D. Adams, G.B. (WR)	2	0	2	0	0	12
11t)	Allen, Bal. (RB)	2	2	0	0	0	12
11t)	J. Brown, Bal. (WR)	2	0	2	0	0	12
11t)	Crowell, NY-J (RB)	2	2	0	0	0	12
11t)	*Dissly, Sea. (TE)	2	0	2	0	0	12
11t)	Ebron, Ind. (TE)	2	0	2	0	0	12
11t)	Elliot, Dal. (RB)	2	2	0	0	0	12
11t)	M. Evans, T.B. (WR)	2	0	2	0	0	12
11t)	Godwin, T.B. (WR)	2	0	2	0	0	12
11t)	Hilton, Ind. (WR)	2	0	2	0	0	12
11t)	Hogan, N.E. (WR)	2	0	2	0	0	12
11t)	Hyde, Cle. (RB)	2	2	0	0	0	12
11t)	Kelce, K.C. (TE)	2	0	2	0	0	12
11t)	Lockett, Sea. (WR)	2	0	2	0	0	12
11t)	Lynch, Oak. (RB)	2	2	0	0	0	12
11t)	Ryan, Atl. (QB)	2	2	0	0	0	12
11t)	Stills, Mia. (WR)	2	0	2	0	0	12
28)	Ginn, N.O. (WR)	1	0	1	0	1	8

WEEK 2 / THROUGH MONDAY, SEPTEMBER 17, 2018**NFL / LEADING SCORERS, KICKERS**

Rank	Player, Team	PAT	FG	Pct	Long	Pts
1)	Crosby, G.B.	5/ 5	6/ 7	.857	48	23
2)	Gould, S.F.	4/ 4	6/ 6	1.000	45	22
3)	Bullock, Cin.	8/ 8	4/ 4	1.000	42	20
4)	Myers, NY-J	6/ 7	4/ 4	1.000	55	18
5t)	Gostkowski, N.E.	5/ 5	4/ 5	.800	46	17
5t)	McManus, Den.	5/ 5	4/ 4	1.000	53	17
5t)	Parkey, Chi.	5/ 5	4/ 4	1.000	33	17
8t)	Rosas, NY-G	1/ 1	5/ 5	1.000	44	16
8t)	Succop, Ten.	4/ 4	4/ 4	1.000	53	16
8t)	Tucker, Bal.	7/ 7	3/ 3	1.000	55	16
11t)	Catanzaro, T.B.	9/10	2/ 3	.667	36	15
11t)	Hopkins, Was.	3/ 3	4/ 5	.800	49	15
11t)	Lambo, Jac.	6/ 6	3/ 3	1.000	39	15
11t)	Zuerlein, LA-R	3/ 3	4/ 5	.800	55	15
15t)	Butker, K.C.	11/11	1/ 1	1.000	46	14
15t)	Nugent, Oak.	2/ 3	4/ 4	1.000	48	14
15t)	Prater, Det.	5/ 5	3/ 5	.600	43	14
15t)	Vinatieri, Ind.	5/ 5	3/ 4	.750	51	14
19t)	Bryant, Atl.	4/ 5	3/ 3	1.000	52	13
19t)	Fairbairn, Hou.	4/ 4	3/ 4	.750	42	13
19t)	Lutz, N.O.	4/ 4	3/ 4	.750	44	13
19t)	Sturgis, LA-C	4/ 4	3/ 4	.750	45	13
23t)	Hauschka, Buf.	2/ 2	3/ 4	.750	43	11
23t)	Janikowski, Sea.	5/ 5	2/ 3	.667	56	11
23t)	*Sanders, Mia.	5/ 6	2/ 2	1.000	30	11
26)	Gano, Car.	4/ 4	2/ 2	1.000	54	10
27t)	*Carlson, Min.	6/ 6	1/ 4	.250	48	9
27t)	Gonzalez, Cle.	3/ 5	2/ 5	.400	39	9
29)	Maher, Dal.	2/ 2	2/ 3	.667	37	8
30)	Elliott, Phi.	4/ 4	1/ 2	.500	26	7
31)	Boswell, Pit.	6/ 7	0/ 2	.000	--	6
32)	Hekker, LA-R	1/ 1	1/ 1	1.000	20	4

NFL / TOUCHBACKS ON KICKOFFS

Rank	Player, Team	TB
1)	Myers, NY-J	12
2t)	Bullock, Cin.	11
2t)	Catanzaro, T.B.	11
4)	Crosby, G.B.	10
5t)	Butker, K.C.	9
5t)	*Carlson, Min.	9
5t)	McManus, Den.	9
8t)	Boswell, Pit.	8
8t)	Fairbairn, Hou.	8
8t)	Hopkins, Was.	8
8t)	Lambo, Jac.	8
8t)	Parkey, Chi.	8
8t)	*Sanders, Mia.	8
8t)	Sturgis, LA-C	8
8t)	Zuerlein, LA-R	8
16t)	Bosher, Atl.	7
16t)	Elliott, Phi.	7
16t)	Gano, Car.	7
16t)	Lutz, N.O.	7
16t)	Pinion, S.F.	7
16t)	Sanchez, Ind.	7
16t)	Succop, Ten.	7
23t)	Janikowski, Sea.	6
23t)	Nugent, Oak.	6
23t)	Tucker, Bal.	6
26t)	Gonzalez, Cle.	5
26t)	Hauschka, Buf.	5
26t)	Maher, Dal.	5
26t)	Rosas, NY-G	5
30t)	Gostkowski, N.E.	3
30t)	Martin, Det.	3
32)	Hekker, LA-R	2

WEEK 2 / THROUGH MONDAY, SEPTEMBER 17, 2018

NFL / MOST YARDS FROM SCRIMMAGE

Rank	Player, Team	Total			Rushing			Receiving		
		Yards	Att+Rec	Avg	Yards	Att	Avg	Yards	Rec	Avg
1)	Jackson, T.B. (WR)	275	9	30.6	0	0	---	275	9	30.6
2)	Thomas, N.O. (WR)	269	28	9.6	0	0	---	269	28	9.6
3)	Hill, K.C. (WR)	263	14	18.8	4	2	2.0	259	12	21.6
4)	Conner, Pit. (RB)	257	49	5.2	152	39	3.9	105	10	10.5
5)	Cooks, LA-R (WR)	252	13	19.4	6	1	6.0	246	12	20.5
6)	J. Jones, Atl. (WR)	244	16	15.3	11	1	11.0	233	15	15.5
7t)	Kamara, N.O. (RB)	240	36	6.7	75	21	3.6	165	15	11.0
7t)	Smith-Schuster, Pit. (WR)	240	18	13.3	0	0	---	240	18	13.3
9t)	*Barkley, NY-G (RB)	236	45	5.2	134	29	4.6	102	16	6.4
9t)	Mixon, Cin. (RB)	236	44	5.4	179	38	4.7	57	6	9.5
11)	McCaffrey, Car. (RB)	234	38	6.2	87	18	4.8	147	20	7.4
12)	Thielen, Min. (WR)	233	18	12.9	0	0	---	233	18	12.9
13)	Gordon, LA-C (RB)	232	39	5.9	92	24	3.8	140	15	9.3
14)	Sanders, Den. (WR)	231	14	16.5	0	0	---	231	14	16.5
15)	M. Evans, T.B. (WR)	230	17	13.5	0	0	---	230	17	13.5
16)	Cook, Oak. (TE)	229	13	17.6	0	0	---	229	13	17.6
17)	Ekeler, LA-C (RB)	224	24	9.3	116	16	7.3	108	8	13.5
18)	Thompson, Was. (RB)	221	28	7.9	66	9	7.3	155	19	8.2
19)	Gurley, LA-R (RB)	220	45	4.9	150	39	3.8	70	6	11.7
20)	Peterson, Was. (RB)	216	42	5.1	116	37	3.1	100	5	20.0
21)	*Lindsay, Den. (RB)	213	32	6.7	178	29	6.1	35	3	11.7
22)	Breida, S.F. (RB)	210	26	8.1	184	22	8.4	26	4	6.5
23)	Golladay, Det. (WR)	203	13	15.6	0	0	---	203	13	15.6
24)	James, Pit. (TE)	198	8	24.8	0	0	---	198	8	24.8
25)	Tate, Det. (WR)	197	15	13.1	9	1	9.0	188	14	13.4
26)	Cook, Min. (RB)	185	35	5.3	78	26	3.0	107	9	11.9
27)	Hopkins, Hou. (WR)	181	15	12.1	-7	1	-7.0	188	14	13.4
28)	Diggs, Min. (WR)	180	14	12.9	9	2	4.5	171	12	14.3
29)	Miller, Hou. (RB)	179	37	4.8	166	34	4.9	13	3	4.3
30t)	Allen, LA-C (WR)	175	14	12.5	0	0	---	175	14	12.5
30t)	Howard, Chi. (RB)	175	37	4.7	117	29	4.0	58	8	7.3
30t)	Landry, Cle. (WR)	175	12	14.6	0	0	---	175	12	14.6
33)	Elliot, Dal. (RB)	173	40	4.3	147	32	4.6	26	8	3.3
34)	Cobb, G.B. (WR)	172	13	13.2	0	0	---	172	13	13.2
35t)	Cole, Jac. (WR)	170	10	17.0	0	0	---	170	10	17.0
35t)	Coleman, Atl. (RB)	170	30	5.7	126	25	5.0	44	5	8.8
37t)	Beckham, NY-G (WR)	161	16	10.1	-1	1	-1.0	162	15	10.8
37t)	Green, Cin. (WR)	161	11	14.6	0	0	---	161	11	14.6
39)	Brown, Pit. (WR)	160	18	8.9	0	0	---	160	18	8.9
40)	Enunwa, NY-J (WR)	155	13	11.9	0	0	---	155	13	11.9
41)	D. Lewis, Ten. (RB)	153	36	4.3	117	30	3.9	36	6	6.0
42t)	D. Adams, G.B. (WR)	152	13	11.7	0	0	---	152	13	11.7
42t)	Watkins, K.C. (WR)	152	10	15.2	31	1	31.0	121	9	13.4
44)	Howard, T.B. (TE)	150	5	30.0	0	0	---	150	5	30.0
45)	*Dissly, Sea. (TE)	147	6	24.5	0	0	---	147	6	24.5
46)	Powell, NY-J (RB)	145	23	6.3	66	17	3.9	79	6	13.2
47)	Robinson, Chi. (WR)	144	14	10.3	0	0	---	144	14	10.3
48)	Ertz, Phi. (TE)	142	16	8.9	0	0	---	142	16	8.9
49)	Crowell, NY-J (RB)	141	24	5.9	137	22	6.2	4	2	2.0
50t)	White, N.E. (RB)	140	20	7.0	29	9	3.2	111	11	10.1
50t)	Yeldon, Jac. (RB)	140	29	4.8	109	24	4.5	31	5	6.2

WEEK 2 / THROUGH MONDAY, SEPTEMBER 17, 2018**NFL / LEADERS IN FIRST DOWNS**

Rank	Player, Team	Rush	Rec	Tot
1)	Kamara, N.O. (RB)	8	7	15
2)	Gurley, LA-R (RB)	11	3	14
3t)	Gordon, LA-C (RB)	4	9	13
3t)	McCaffrey, Car. (RB)	4	9	13
3t)	Smith-Schuster, Pit. (WR)	0	13	13
3t)	Thomas, N.O. (WR)	0	13	13
3t)	Thompson, Was. (RB)	4	9	13
8t)	M. Evans, T.B. (WR)	0	12	12
8t)	Thielen, Min. (WR)	0	12	12
10t)	Brown, Pit. (WR)	0	11	11
10t)	Ekeler, LA-C (RB)	6	5	11
10t)	Golladay, Det. (WR)	0	11	11
10t)	Hill, K.C. (WR)	1	10	11
10t)	J. Jones, Atl. (WR)	1	10	11
15t)	*Barkley, NY-G (RB)	7	3	10
15t)	Conner, Pit. (RB)	6	4	10
15t)	Cook, Oak. (TE)	0	10	10
15t)	Cooks, LA-R (WR)	0	10	10
15t)	Enunwa, NY-J (WR)	0	10	10
15t)	Green, Cin. (WR)	0	10	10
15t)	*Lindsay, Den. (RB)	9	1	10
15t)	Mixon, Cin. (RB)	8	2	10
23t)	Allen, LA-C (WR)	0	9	9
23t)	Cole, Jac. (WR)	0	9	9
25t)	D. Adams, G.B. (WR)	0	8	8
25t)	Beckham, NY-G (WR)	0	8	8
25t)	Breida, S.F. (RB)	6	2	8
25t)	Dorsett, N.E. (WR)	0	8	8
25t)	Drake, Mia. (RB)	6	2	8
25t)	Elliott, Dal. (RB)	8	0	8
25t)	Hilton, Ind. (WR)	0	8	8
25t)	Hopkins, Hou. (WR)	0	8	8
25t)	Howard, Chi. (RB)	7	1	8
25t)	Jackson, T.B. (WR)	0	8	8
25t)	James, Pit. (TE)	0	8	8
25t)	Kupp, LA-R (WR)	2	6	8
25t)	Lynch, Oak. (RB)	7	1	8
25t)	Robinson, Chi. (WR)	0	8	8
25t)	Sanders, Den. (WR)	0	8	8
25t)	Tate, Det. (WR)	0	8	8
25t)	J. Williams, G.B. (RB)	8	0	8
42t)	Agholor, Phi. (WR)	1	6	7
42t)	Allen, Bal. (RB)	3	4	7
42t)	Cobb, G.B. (WR)	0	7	7
42t)	Cook, Min. (RB)	2	5	7
42t)	Crowell, NY-J (RB)	6	1	7
42t)	Davis, Ten. (WR)	0	7	7
42t)	Diggs, Min. (WR)	0	7	7
42t)	Funchess, Car. (WR)	0	7	7
42t)	Godwin, T.B. (WR)	0	7	7
42t)	M. Jones, Det. (WR)	0	7	7
42t)	Morris, S.F. (RB)	5	2	7
42t)	Newton, Car. (QB)	7	0	7
42t)	Peterson, Was. (RB)	5	2	7
42t)	Watkins, K.C. (WR)	1	6	7
42t)	M. Williams, LA-C (WR)	0	7	7
42t)	Wright, Car. (WR)	0	7	7

WEEK 2 / THROUGH MONDAY, SEPTEMBER 17, 2018

NFL / LEADING PUNTERS

Rank	Player, Team	No	Yards	Lg	Avg	TB	Blk	Dwn	OB	Opp Ret	In	Net
										Yds	20	Avg
1)	Johnston, Phi.	11	593	65	53.9	2	0	1	1	6	40	4 46.6
2)	Koch, Bal.	8	426	63	53.3	1	0	1	1	5	43	3 45.4
3)	*M. Dickson, Sea.	13	670	69	51.5	0	0	2	4	6	67	5 46.4
4)	Lee, Ariz	13	666	60	51.2	1	0	0	1	8	145	4 38.5
5)	Haack, Mia.	10	510	65	51.0	2	0	0	2	3	48	5 42.2
6)	Colquitt, K.C.	7	356	67	50.9	0	0	2	1	3	1	4 50.7
7)	Kaser, LA-C	7	353	66	50.4	1	0	1	1	3	101	2 33.1
8)	R. Allen, N.E.	10	503	59	50.3	1	0	3	0	4	41	3 44.2
9)	*Scott, G.B.	9	451	63	50.1	1	0	1	1	3	58	3 41.4
10)	Kern, Ten.	9	440	62	48.9	0	0	0	2	6	26	5 46.0
11)	Morstead, N.O.	7	335	58	47.9	0	0	0	0	4	19	2 45.1
12)	Palardy, Car.	10	478	53	47.8	1	0	1	0	3	16	5 44.2
13)	*Bojorquez, Buf.	13	620	58	47.7	1	0	0	1	9	71	5 40.7
14)	Sanchez, Ind.	7	330	59	47.1	1	0	0	0	2	5	1 43.6
15)	King, Den.	10	471	66	47.1	1	0	1	2	4	18	3 43.3
16)	Edwards, NY-J	8	375	60	46.9	0	0	1	1	3	48	4 40.9
17)	C. Jones, Dal.	10	466	56	46.6	0	0	1	0	7	76	2 39.0
18)	Bosher, Atl.	10	465	57	46.5	1	0	2	0	6	38	3 40.7
19)	Dixon, NY-G	11	507	59	46.1	2	0	1	1	3	10	3 41.5
20)	*Townsend, Oak.	8	367	56	45.9	1	0	0	2	3	13	2 41.8
21)	Martin, Det.	8	363	55	45.4	0	0	1	0	5	151	3 26.5
22)	O'Donnell, Chi.	9	407	63	45.2	0	0	1	0	2	31	4 41.8
23)	Pinion, S.F.	9	401	59	44.6	0	0	0	0	7	18	4 42.6
24)	Wile, Min.	10	434	58	43.4	1	1	2	1	4	14	6 36.4
25)	Anger, T.B.	7	302	53	43.1	0	0	2	0	4	13	2 41.3
26)	Colquitt, Cle.	15	640	57	42.7	1	0	1	4	6	56	7 37.6
27)	Berry, Pit.	12	507	59	42.3	1	0	2	3	3	69	4 34.8
28)	Huber, Cin.	8	337	55	42.1	0	0	3	0	2	-2	4 42.4
29)	Way, Was.	9	368	59	40.9	0	0	2	1	2	44	5 36.0
30)	*Daniel, Hou.	10	394	53	39.4	1	0	2	1	2	2	5 37.2
31)	*Cooke, Jac.	10	370	47	37.0	0	0	4	2	3	4	6 36.6

NFL / LEADING PUNTERS, NET AVERAGE

Rank	Player, Team	No	Yards	Lg	Avg	TB	Blk	Dwn	OB	Opp Ret	In	Net
										Yds	20	Avg
1)	Colquitt, K.C.	7	356	67	50.9	0	0	2	1	3	1	4 50.7
2)	Johnston, Phi.	11	593	65	53.9	2	0	1	1	6	40	4 46.6
3)	*M. Dickson, Sea.	13	670	69	51.5	0	0	2	4	6	67	5 46.4
4)	Kern, Ten.	9	440	62	48.9	0	0	0	2	6	26	5 46.0
5)	Koch, Bal.	8	426	63	53.3	1	0	1	1	5	43	3 45.4
6)	Morstead, N.O.	7	335	58	47.9	0	0	0	0	4	19	2 45.1
7t)	R. Allen, N.E.	10	503	59	50.3	1	0	3	0	4	41	3 44.2
7t)	Palardy, Car.	10	478	53	47.8	1	0	1	0	3	16	5 44.2
9)	Sanchez, Ind.	7	330	59	47.1	1	0	0	0	2	5	1 43.6
10)	King, Den.	10	471	66	47.1	1	0	1	2	4	18	3 43.3
11)	Pinion, S.F.	9	401	59	44.6	0	0	0	0	7	18	4 42.6
12)	Huber, Cin.	8	337	55	42.1	0	0	3	0	2	-2	4 42.4
13)	Haack, Mia.	10	510	65	51.0	2	0	0	2	3	48	5 42.2
14)	O'Donnell, Chi.	9	407	63	45.2	0	0	1	0	2	31	4 41.8
15)	*Townsend, Oak.	8	367	56	45.9	1	0	0	2	3	13	2 41.8
16)	Dixon, NY-G	11	507	59	46.1	2	0	1	1	3	10	3 41.5
17)	*Scott, G.B.	9	451	63	50.1	1	0	1	1	3	58	3 41.4
18)	Anger, T.B.	7	302	53	43.1	0	0	2	0	4	13	2 41.3
19)	Edwards, NY-J	8	375	60	46.9	0	0	1	1	3	48	4 40.9
20)	Bosher, Atl.	10	465	57	46.5	1	0	2	0	6	38	3 40.7
21)	*Bojorquez, Buf.	13	620	58	47.7	1	0	0	1	9	71	5 40.7
22)	C. Jones, Dal.	10	466	56	46.6	0	0	1	0	7	76	2 39.0
23)	Lee, Ariz	13	666	60	51.2	1	0	0	1	8	145	4 38.5
24)	Colquitt, Cle.	15	640	57	42.7	1	0	1	4	6	56	7 37.6
25)	*Daniel, Hou.	10	394	53	39.4	1	0	2	1	2	2	5 37.2
26)	*Cooke, Jac.	10	370	47	37.0	0	0	4	2	3	4	6 36.6
27)	Wile, Min.	10	434	58	43.4	1	1	2	1	4	14	6 36.4
28)	Way, Was.	9	368	59	40.9	0	0	2	1	2	44	5 36.0
29)	Berry, Pit.	12	507	59	42.3	1	0	2	3	3	69	4 34.8
30)	Kaser, LA-C	7	353	66	50.4	1	0	1	1	3	101	2 33.1
31)	Martin, Det.	8	363	55	45.4	0	0	1	0	5	151	3 26.5

WEEK 2 / THROUGH MONDAY, SEPTEMBER 17, 2018**NFL / PUNT RETURN LEADERS**

Rank	Player, Team	Ret	FC	Yards	Avg	Long	TD
1)	A. Roberts, NY-J	4	3	141	35.3	78t	1
2)	Hill, K.C.	3	0	101	33.7	91t	1
3)	Natson, LA-R	6	1	133	22.2	60	0
4)	Cohen, Chi.	6	2	103	17.2	42	0
5)	Byrd, Car.	3	1	47	15.7	30	0
6)	Grant, Mia.	4	1	47	11.8	22	0
7)	Switzer, Pit.	6	2	62	10.3	22	0
8)	Sproles, Phi.	3	1	29	9.7	12	0
9)	*Moore, Car.	3	1	24	8.0	15	0
10)	Mickens, Jac.	4	1	31	7.8	16	0
11)	Ervin, Hou.	6	1	45	7.5	11	0
12)	*Grant, Bal.	7	4	52	7.4	51	0
13t)	Humphries, T.B.	5	0	35	7.0	16	0
13t)	*Pettis, S.F.	4	1	28	7.0	14	0
15)	Lockett, Sea.	4	3	25	6.3	14	0
16)	Cobb, G.B.	3	4	17	5.7	17	0
17)	Sherels, Min.	4	3	20	5.0	13	0
18)	Hardy, Atl.	3	3	14	4.7	6	0
19)	Austin, Dal.	3	4	13	4.3	15	0
20)	A. Jones, Den.	3	0	10	3.3	9	0
21)	*J.J. Jones, LA-C	4	2	13	3.3	10	0
22)	Clay, NY-G	5	1	15	3.0	6	0
23)	Agnew, Det.	4	2	11	2.8	7	0

NFL / KICKOFF RETURN LEADERS

Rank	Player, Team	Ret	Yards	Avg	Long	TD
1)	Grant, Mia.	3	159	53.0	102t	1
2)	*Reed, S.F.	4	159	39.8	90	0
3)	Ervin, Hou.	5	156	31.2	36	0
4)	M. Murphy, Buf.	7	213	30.4	49	0
5)	Agnew, Det.	5	144	28.8	45	0
6)	Peppers, Cle.	4	106	26.5	28	0
7)	Cooper, LA-R	3	75	25.0	26	0
8t)	Erickson, Cin.	3	73	24.3	28	0
8t)	Pascal, Ind.	3	73	24.3	28	0
10t)	Latimer, NY-G	3	71	23.7	30	0
10t)	Mickens, Jac.	3	71	23.7	27	0
12)	Lewis, N.O.	3	69	23.0	26	0
13)	Switzer, Pit.	7	136	19.4	28	0
14)	Logan, Ariz	3	49	16.3	19	0

WEEK 2 / THROUGH MONDAY, SEPTEMBER 17, 2018

NFL / LEADERS IN INTERCEPTIONS

Rank	Player, Team	Int	Yards	Avg	Long	TD
1t)	Jones, Mia.	2	80	40.0	54	0
1t)	Lee, NY-J	2	57	28.5	36t	1
1t)	McDougald, Sea.	2	39	19.5	39	0
1t)	*Ward, Cle.	2	26	13.0	26	0
1t)	Swearinger, Was.	2	11	5.5	7	0
1t)	Shaqui. Griffin, Sea.	2	8	4.0	8	0
7t)	Peters, LA-R	1	50	50.0	50t	1
7t)	Amukamara, Chi.	1	49	49.0	49t	1
7t)	Adams, NY-J	1	38	38.0	38	0
7t)	Diggs, Det.	1	37	37.0	37t	1
7t)	Butler, Ten.	1	34	34.0	34	0
7t)	Carr, Bal.	1	32	32.0	32	0
7t)	Jack, Jac.	1	32	32.0	32t	1
7t)	K. Moore, Ind.	1	32	32.0	32	0
7t)	McDonald, Mia.	1	31	31.0	31	0
7t)	Allen, Atl.	1	28	28.0	28	0
7t)	*Hughes, Min.	1	28	28.0	28t	1
7t)	Mack, Chi.	1	27	27.0	27t	1
7t)	E. Thomas, Sea.	1	25	25.0	25	0
7t)	Clinton-Dix, G.B.	1	24	24.0	24	0
7t)	Shields, LA-R	1	22	22.0	22	0
7t)	M. Williams, N.O.	1	22	22.0	22	0
7t)	*Bates, Cin.	1	21	21.0	21	0
7t)	D. Jones, Atl.	1	20	20.0	20	0
7t)	Darby, Phi.	1	16	16.0	16	0
7t)	Jefferson, Bal.	1	15	15.0	15	0
7t)	Melvin, Oak.	1	15	15.0	15	0
7t)	Smith, Min.	1	14	14.0	14	0
7t)	*White, LA-C	1	9	9.0	9	0
7t)	Johnson, NY-J	1	7	7.0	7	0
7t)	Littleton, LA-R	1	7	7.0	7	0
7t)	Dunbar, Was.	1	-3	-3.0	-3	0
7t)	Rhodes, Min.	1	3	3.0	3	0
7t)	P. Brown, Cin.	1	2	2.0	2	0
7t)	Alonso, Mia.	1	1	1.0	1	0
7t)	Williams, Cin.	1	1	1.0	1	0
7t)	Claiborne, NY-J	1	0	0.0	0	0
7t)	Douglas, Phi.	1	0	0.0	0	0
7t)	Gilmore, N.E.	1	0	0.0	0	0
7t)	Howard, Mia.	1	0	0.0	0	0
7t)	Jackson, Ten.	1	0	0.0	0	0
7t)	*Jackson, Car.	1	0	0.0	0	0
7t)	Ja. Jenkins, NY-G	1	0	0.0	0	0
7t)	J. Johnson, LA-R	1	0	0.0	0	0
7t)	A. Jones, Den.	1	0	0.0	0	0
7t)	Mathieu, Hou.	1	0	0.0	0	0
7t)	Parker, K.C.	1	0	0.0	0	0
7t)	Peterson, Ariz	1	0	0.0	0	0
7t)	Phillips, LA-C	1	0	0.0	0	0
7t)	Randall, Cle.	1	0	0.0	0	0
7t)	Simmons, Den.	1	0	0.0	0	0
7t)	Sutton, Pit.	1	0	0.0	0	0
7t)	Vaccaro, Ten.	1	0	0.0	0	0
7t)	Van Noy, N.E.	1	0	0.0	0	0

WEEK 2 / THROUGH MONDAY, SEPTEMBER 17, 2018**NFL / LEADERS IN SACKS**

Rank	Player, Team	Sacks
1)	Miller, Den. (LB)	4.0
2)	Buckner, S.F. (DE)	3.5
3t)	Atkins, Cin. (DT)	3.0
3t)	Kennard, Det. (LB)	3.0
3t)	Ogunjobi, Cle. (DT)	3.0
3t)	Watt, Pit. (LB)	3.0
7)	Cox, Phi. (DE)	2.5
8t)	Casey, Ten. (DT)	2.0
8t)	Clark, Sea. (DE)	2.0
8t)	Correa, Ten. (LB)	2.0
8t)	Davis, Det. (LB)	2.0
8t)	Garrett, Cle. (DE)	2.0
8t)	Hunt, Ind. (DE)	2.0
8t)	Hunter, Min. (DE)	2.0
8t)	Ioannidis, Was. (DT)	2.0
8t)	*James, LA-C (DB)	2.0
8t)	Jordan, N.O. (DE)	2.0
8t)	Lawrence, Dal. (DE)	2.0
8t)	Mack, Chi. (LB)	2.0
8t)	Mayowa, Ariz (DE)	2.0
8t)	McKinley, Atl. (DE)	2.0
8t)	Poole, Atl. (DB)	2.0
8t)	Reader, Hou. (NT)	2.0
8t)	Short, Car. (DT)	2.0
8t)	Trevathan, Chi. (LB)	2.0
8t)	T. Young, Bal. (DB)	2.0
27t)	Addison, Car. (DE)	1.5
27t)	Flowers, N.E. (DE)	1.5
27t)	Hicks, Phi. (LB)	1.5
27t)	Horton, Car. (DE)	1.5
27t)	Ingram, LA-C (DE)	1.5
27t)	Wise, N.E. (DE)	1.5

WEEK 2 / THROUGH MONDAY, SEPTEMBER 17, 2018

NFL / FUMBLE RECOVERIES

Rank	Player, Team	TotRec	OffRec	DefRec
1t)	Schobert, Cle.	2	0	2
1t)	A. Smith, Was.	2	2	0
1t)	Watson, Hou.	2	2	0
4t)	Bademosi, Hou.	1	0	1
4t)	Bitonio, Cle.	1	1	0
4t)	*Bojorquez, Buf.	1	1	0
4t)	Boston, Ariz	1	0	1
4t)	Boyd, Cin.	1	1	0
4t)	*Chark, Jac.	1	1	0
4t)	Charlton, Dal.	1	0	1
4t)	Chickillo, Pit.	1	0	1
4t)	Clark, G.B.	1	0	1
4t)	Cobb, G.B.	1	1	0
4t)	David, T.B.	1	0	1
4t)	*Davis, T.B.	1	0	1
4t)	Derby, Mia.	1	1	0
4t)	Desir, Ind.	1	0	1
4t)	Ekeler, LA-C	1	1	0
4t)	Enunwa, NY-J	1	1	0
4t)	J. Evans, T.B.	1	0	1
4t)	Fejedelem, Cin.	1	0	1
4t)	Flacco, Bal.	1	1	0
4t)	Floyd, Chi.	1	0	1
4t)	Foles, Phi.	1	1	0
4t)	Fowler, Jac.	1	0	1
4t)	Fusco, Atl.	1	1	0
4t)	Godwin, T.B.	1	1	0
4t)	Golladay, Det.	1	0	1
4t)	Harmon, N.E.	1	0	1
4t)	Havenstein, LA-R	1	1	0
4t)	*Herndon, NY-J	1	1	0
4t)	Hicks, Phi.	1	0	1
4t)	Hightower, N.E.	1	0	1
4t)	Hogan, N.E.	1	1	0
4t)	Ioannidis, Was.	1	0	1
4t)	Ishmael, Atl.	1	0	1
4t)	*L. Jackson, Bal.	1	1	0
4t)	Jenkins, NY-J	1	0	1
4t)	*J.J. Jones, LA-C	1	1	0

4t)	Lawrence, Dal.	1	0	1
4t)	*Leonard, Ind.	1	0	1
4t)	Linsley, G.B.	1	1	0
4t)	Mack, Atl.	1	1	0
4t)	Mack, Chi.	1	0	1
4t)	Mahomes, K.C.	1	1	0
4t)	Marsh, S.F.	1	0	1
4t)	Mathieu, Hou.	1	0	1
4t)	McMillan, Mia.	1	0	1
4t)	Milano, Buf.	1	0	1
4t)	Miller, Den.	1	0	1
4t)	Mitchell, Cle.	1	0	1
4t)	Morris, S.F.	1	1	0
4t)	Munnerlyn, Car.	1	0	1
4t)	M. Murphy, Buf.	1	1	0
4t)	Payne, Jac.	1	0	1
4t)	Peppers, Cle.	1	0	1
4t)	*Pettis, S.F.	1	1	0
4t)	*Phillips, Cin.	1	1	0
4t)	Pocic, Sea.	1	1	0
4t)	Powell, NY-J	1	1	0
4t)	Prescott, Dal.	1	1	0
4t)	Randall, Cle.	1	0	1
4t)	Rodgers, G.B.	1	1	0
4t)	Roethlisberger, Pit.	1	1	0
4t)	Schaub, Atl.	1	1	0
4t)	Sherman, S.F.	1	0	1
4t)	Smith, Min.	1	0	1
4t)	R. Smith, T.B.	1	0	1
4t)	Sweezy, Sea.	1	1	0
4t)	Taylor, Cle.	1	1	0
4t)	Thomas, K.C.	1	1	0
4t)	Thompson, Was.	1	1	0
4t)	Trubisky, Chi.	1	1	0
4t)	Ty. Williams, LA-C	1	1	0
4t)	Williamson, NY-J	1	0	1
4t)	Willis, Cin.	1	0	1
4t)	Wilson, Sea.	1	1	0
4t)	Winchester, K.C.	1	0	1
4t)	Witherspoon, S.F.	1	1	0
4t)	Wright, Car.	1	1	0
4t)	T. Young, Bal.	1	1	0

WEEK 2 / THROUGH MONDAY, SEPTEMBER 17, 2018**NFL / OFFENSIVE FUMBLE RECOVERIES**

Rank	Player, Team	Ret	Yards	Avg	Long	TD
1t)	A. Smith, Was.	2	0	0.0	0	0
1t)	Watson, Hou.	2	0	0.0	0	0
3t)	*Chark, Jac.	1	6	6.0	6	0
3t)	Thompson, Was.	1	5	5.0	5	0
3t)	Bitonio, Cle.	1	0	0.0	0	0
3t)	*Bojorquez, Buf.	1	0	0.0	0	0
3t)	Boyd, Cin.	1	0	0.0	0	0
3t)	Cobb, G.B.	1	0	0.0	0	0
3t)	Derby, Mia.	1	0	0.0	0	0
3t)	Ekeler, LA-C	1	0	0.0	0	0
3t)	Enunwa, NY-J	1	0	0.0	0	0
3t)	Flacco, Bal.	1	0	0.0	0	0
3t)	Foles, Phi.	1	0	0.0	0	0
3t)	Fusco, Atl.	1	0	0.0	0	0
3t)	Godwin, T.B.	1	0	0.0	0	0
3t)	Havenstein, LA-R	1	0	0.0	0	0
3t)	*Herndon, NY-J	1	0	0.0	0	0
3t)	Hogan, N.E.	1	0	0.0	0	0
3t)	*L. Jackson, Bal.	1	0	0.0	0	0
3t)	*J.J. Jones, LA-C	1	0	0.0	0	0
3t)	Linsley, G.B.	1	0	0.0	0	0
3t)	Mack, Atl.	1	0	0.0	0	0
3t)	Mahomes, K.C.	1	0	0.0	0	0
3t)	Morris, S.F.	1	0	0.0	0	0
3t)	M. Murphy, Buf.	1	0	0.0	0	0
3t)	*Pettis, S.F.	1	0	0.0	0	0
3t)	*Phillips, Cin.	1	0	0.0	0	0
3t)	Pocic, Sea.	1	0	0.0	0	0
3t)	Powell, NY-J	1	0	0.0	0	0
3t)	Prescott, Dal.	1	0	0.0	0	0
3t)	Rodgers, G.B.	1	0	0.0	0	0
3t)	Roethlisberger, Pit.	1	0	0.0	0	0
3t)	Schaub, Atl.	1	0	0.0	0	0
3t)	Sweezy, Sea.	1	0	0.0	0	0
3t)	Taylor, Cle.	1	0	0.0	0	0
3t)	Thomas, K.C.	1	0	0.0	0	0
3t)	Trubisky, Chi.	1	0	0.0	0	0
3t)	Ty. Williams, LA-C	1	0	0.0	0	0
3t)	Wilson, Sea.	1	0	0.0	0	0
3t)	Witherspoon, S.F.	1	0	0.0	0	0
3t)	Wright, Car.	1	0	0.0	0	0
3t)	T. Young, Bal.	1	0	0.0	0	0

WEEK 2 / THROUGH MONDAY, SEPTEMBER 17, 2018**NFL / DEFENSIVE FUMBLE RECOVERIES**

Rank	Player, Team	Ret	Yards	Avg	Long	TD
1)	Schobert, Cle.	2	26	13.0	26	0
2t)	Fejedelem, Cin.	1	83	83.0	83t	1
2t)	J. Evans, T.B.	1	34	34.0	34t	1
2t)	Peppers, Cle.	1	16	16.0	16	0
2t)	Hicks, Phi.	1	13	13.0	13	0
2t)	Lawrence, Dal.	1	5	5.0	5	0
2t)	Harmon, N.E.	1	4	4.0	4	0
2t)	R. Smith, T.B.	1	3	3.0	3	0
2t)	Mathieu, Hou.	1	1	1.0	1	0
2t)	Bademosi, Hou.	1	0	0.0	0	0
2t)	Boston, Ariz	1	0	0.0	0	0
2t)	Charlton, Dal.	1	0	0.0	0	0
2t)	Chickillo, Pit.	1	0	0.0	0	0
2t)	Clark, G.B.	1	0	0.0	0	0
2t)	David, T.B.	1	0	0.0	0	0
2t)	*Davis, T.B.	1	0	0.0	0	0
2t)	Desir, Ind.	1	0	0.0	0	0
2t)	Floyd, Chi.	1	0	0.0	0	0
2t)	Fowler, Jac.	1	0	0.0	0	0
2t)	Golladay, Det.	1	0	0.0	0	0
2t)	Hightower, N.E.	1	0	0.0	0	0
2t)	Ioannidis, Was.	1	0	0.0	0	0
2t)	Ishmael, Atl.	1	0	0.0	0	0
2t)	Jenkins, NY-J	1	0	0.0	0	0
2t)	*Leonard, Ind.	1	0	0.0	0	0
2t)	Mack, Chi.	1	0	0.0	0	0
2t)	Marsh, S.F.	1	0	0.0	0	0
2t)	McMillan, Mia.	1	0	0.0	0	0
2t)	Milano, Buf.	1	0	0.0	0	0
2t)	Miller, Den.	1	0	0.0	0	0
2t)	Mitchell, Cle.	1	0	0.0	0	0
2t)	Munnerlyn, Car.	1	0	0.0	0	0
2t)	Payne, Jac.	1	0	0.0	0	0
2t)	Randall, Cle.	1	0	0.0	0	0
2t)	Sherman, S.F.	1	0	0.0	0	0
2t)	Smith, Min.	1	0	0.0	0	0
2t)	Williamson, NY-J	1	0	0.0	0	0
2t)	Willis, Cin.	1	0	0.0	0	0
2t)	Winchester, K.C.	1	0	0.0	0	0

Team/Offense Rank (Within League)

BAL	BUF	CIN	CLE	DEN	HOU	IND	JAX	KC	LAC	MIA	NE	NYJ	OAK	PIT	TEN	ARI	ATL	CAR	CHI	DAL	DET	GB	LAR	MIN	NO	NYG	PHI	SF	SEA	TB	WAS	
8	31	19	23	4	13	22	9	6	3	26	20	18	10	2	25	TYds/G	32	15	16	29	30	11	17	7	5	14	28	24	21	27	1	12
22	32	12	28	4	15	26	9	2	3	21	20	13	7	8	23	TYds/P	31	10	14	30	24	18	16	5	11	6	29	27	17	25	1	19
23	23	25t	17	4	2	1	24	9	10	11t	6	18t	16	21	20	RYds/G	31	8	5	14	11t	30	25t	13	22	32	28	18t	3	29	27	7
30	22	10	13	4	3	28	8	9	7	11	25	21	23	16t	29	RshAvg	15	6	1	12	5	14	18	19	26	31	24	16t	2	27	32	20
7	31	17	27	13	21	19	12	9	3	28	18	15	8	2	25	PsyG/G	32	16	20	29	30	6	11	10	5	4	24	23	26	22	1	14
18	31	12	29	10	20	24	11	2	4	19	17	7	5	9	14	PaAvg	32	13	21	30	27	22	15	3	8	6	28	26	23	25	1	16
15	32	12	18	31	21	23	16	1t	9	24	10	28	25	20	29	%HdInt	22	17	11	19	1t	27	8	13	5	1t	7	6	30	26	14	1t
19	31	6	29	4	27	8	1	9	10	24	15	22	5	13	2	Sac/PP	12	16	20	23	28	3	26	11	17	14	25	18	30	32	7	21
2t	31	12t	24t	7t	16t	18t	9t	12t	2t	26	18t	22t	18t	1	27	1D/Gm	32	22t	5t	24t	28	7t	21	5t	12t	9t	29	16t	12t	30	9t	4
6	30	7t	27t	7t	25	1	3	11t	27t	20	26	19	17	15t	18	3D Eff	32	15t	14	10	31	22	21	4	5	23t	11t	9	23t	29	2	13
10t	18t	26t	15t	1t	18t	26t	26t	26t	1t	18t	1t	7t	18t	1t	10t	4D Eff	10t	18t	1t	15t	10t	18t	18t	15t	18t	1t	10t	9	26t	26t	26t	7t
15	18t	12	13t	26	13t	30t	11	1	29	9	30t	2	10	8	6	PR Avg	3	24	7	5	25	28	22	4	23	30t	27	20t	16	18t	17	20t
9	6	20	18	30t	5	12	26	24	19	2	16	15	30t	22	1	KR Avg	25	11	10	29	30t	8	23	13	3	7	14	17	4	21	27	28
3	13	28	26	16	31	14	32	7	15	6	8	17	21	27	10	GPntAv	5	19	12	23	18	22	9	1	30	11	20	2	24	4	25	29
6	22	13	25	11	26	10	27	1	31	14	8t	20	16	30	5	NPntAv	24	21	8t	15	23	32	18	2	28	7	17	3	12	4	19	29
3	31	4	24t	13t	26	18t	12	1	8	13t	13t	7	28	9	22t	Pts/Gm	32	20	22t	13t	29t	18t	10t	5	10t	6	29t	24t	17	21	2	27
1t	19t	1t	29	1t	19t	19t	1t	1t	19t	1t	17t	1t	1t	1t	1t	FG%	32	1t	1t	1t	24t	27	15	16	30	19t	1t	28	1t	24t	24t	17t

Opponent/Defense Rank (Within League)

BAL	BUF	CIN	CLE	DEN	HOU	IND	JAX	KC	LAC	MIA	NE	NYJ	OAK	PIT	TEN	ARI	ATL	CAR	CHI	DAL	DET	GB	LAR	MIN	NO	NYG	PHI	SF	SEA	TB	WAS	
2	18	27	21	15	12	10	7	32	9	17	28	5	22	25	26	TYds/G	30	11	13	8	4	16	24	3	14	29	6	19	23	20	31	1
1	18	7	12	25	10	16	6	31	20	14	21	4	27	19	29	TYds/P	28	9	22	11	2	24	23	5	8	32	15	26	13	17	30	3
15	22	3	20	6t	21	9	16	6t	14	8	27	11	31	30	26	TYds/G	28	24	25	4	12	32	18	5	13	17	29	1	19	23	2	10
14	11	2	13	9	5	19	21	23	16	3	25	12	32	26	27	RshAvg	8	30	28	6	10	31	24	17	15	4	29	1	22	18	7	20
3	16	30	22	21	12	17	9	32	13	24	23	8	11	14	20	PsyG/G	27	10	7	18	5	4	26	6	15	29	2	28	25	19	31	1
1	25	9	17	26	23	15	8	28	24	21	20	5	16	14	30	PaSAvg	31	4	19	12	2	13	18	6	11	32	7	27	10	22	29	3
13	29t	11	8	10	21	26	25	28	9	3	15	2	23t	23t	5	%HdInt	22	16	18	12	29t	17	27	4	7	19t	19t	14	29t	1	29t	6
12	16	18t	9	5	23	15	18t	31	7	27t	27t	20	30	4	10	Sac/PP	11	22	6	2	3	1	14	29	8	21	32	13	17	26	25	24
6t	27	30	20t	6t	11t	13t	3t	32	9	15t	28	11t	20t	26	13t	1D/Gm	31	24t	15t	3t	10	17	18t	1	22t	18t	3t	6t	22t	24t	29	2
2	21t	32	15	1	6	21t	7t	3	16t	16t	28t	10t	26	4t	9	3D Eff	31	30	14	20	23	13	27	12	10t	28t	4t	7t	25	16t	16t	24
5t	1t	19t	1t	5t	25t	19t	5t	25t	1t	5t	5t	5t	25t	5t	5t	4D Eff	19t	25t	5t	5t	25t	23t	5t	25t	1t	19t	25t	5t	5t	25t	23t	5t
18	17	1	19	12	3	5	4	2	32	25t	21	25t	10t	30	10t	PR Avg	27	15	14	24	22	31	28	20	9	13	8	16	6	23	7	29
23	20	25	27	11	8t	10	13	7	12	31	19	30	21t	4t	32	KR Avg	4t	16t	21t	15	24	29	28	6	2	16t	14	3	26	1	16t	8t
12	22	29	6	31	24	2	28	15	18	23	1	25	30	9	17	GPntAV	19	27	16	14	13	7	10	21	20	4	3	11	5	8	32	26
19	26	24	13	32	28	12	25	1	27	21t	6t	2	31	11	3	NPntAV	6t	30	10	5	18	17	16	4	21t	14	9	20	8	15	29	23
6t	31t	18	12t	14t	19	14t	5	29	25t	4	20t	6t	24	28	16	Pts/Gm	25t	12t	8t	11	3	31t	23	1	17	30	10	8t	20t	20t	27	2
10t	18t	13	4t	10t	18t	14t	14t	4t	18t	18t	18t	3	16	2	10t	FG%	18t	18t	4t	18t	18t	18t	4t	18t	17	9	18t	18t	18t	18t	4t	1

EAGLES CARE COMMUNITY MONDAY



EAGLES, RYAN'S CASE FOR SMILES VISIT CHOP PATIENTS MONDAY, SEPTEMBER 17, 2018

Location: Children's Hospital of Philadelphia

Eagles Participation: K Jake Elliott, WR Mack Hollins, LS Rick Lovato, QB Nate Sudfeld

Alongside 2017 Eagles Care partner Ryan's Case for Smiles, the Eagles spent Monday afternoon with patients and their families in the oncology unit at Children's Hospital of Philadelphia.

Jake Elliott, Mack Hollins, Rick Lovato and Nate Sudfeld went room-to-room handing out coping boxes that players made and pillowcases to patients.

Ryan's Case for Smiles (Wayne, PA) is solely dedicated to helping kids feel better to heal better, and works to improve the quality of life for children and their families as they undergo treatment. Founded in 2007, Ryan's Case for Smiles embraces a child's entire family so they can better navigate and cope with a very difficult experience and avoid long-term emotional trauma.



During the NFL season, Mondays and Tuesdays are typically non-practice days for the team. Many Eagles players use this opportunity to enhance the quality of life for residents in the Delaware Valley through the **Eagles Care Community Monday** initiative.



NELSON AGHOLOR SURPRISES LOCAL YOUTH FOOTBALL TEAM TUESDAY, SEPTEMBER 11, 2018

Location: Chew Playground (Philadelphia, PA)

Eagles Participation: WR Nelson Agholor

The Eagles are dedicated to growing the sport of football at the youth and high school levels in the Greater Philadelphia region. The team's year-round commitment to youth football engages the community, recognizes coaches for teaching the proper on-field techniques and enhances youth programs through NFL Foundation and USA Football equipment grants.

To further the team's mission of caring for and supporting local youth football programs, Nelson Agholor paid a special surprise visit to South Philadelphia's Nu Sigma Sharks on Tuesday.

Agholor offered some inspirational words about his own youth football experiences, coached the team up during positional drills and even choreographed the "Philly Special" for the team to run.



*During the NFL season, Mondays and Tuesdays are typically non-practice days for the team. Many Eagles players use this opportunity to enhance the quality of life for residents in the Delaware Valley through the **Eagles Care Community Tuesday** initiative.*

EAGLES AUTISM CHALLENGE



Saturday, May 18, 2019
www.EaglesAutismChallenge.org

Within the past year, autism prevalence has increased from one in 68 children to one in 59. It is one of the fastest-growing developmental disorders in the country, yet autism has been historically underfunded, misunderstood and under-researched. The Eagles Autism Challenge is the team's signature cycling and 5K run/walk fundraising event dedicated to supporting innovative autism research and programs.

The charity event was spearheaded by Eagles Chairman and CEO Jeffrey Lurie in an effort to bring thought leaders in the field of autism together. By providing critical resources to forward-thinking institutions, driving scientific discoveries and helping to establish Philadelphia as a hub for autism research and care, the Eagles Autism Challenge is creating a major shift from *awareness* to *action*.

On May 19, 2018, the inaugural event kicked off at the corner of 1 Lincoln Financial Field Way and Pattison Avenue. Led by Jeffrey Lurie, head coach Doug Pederson, players, coaches, alumni, cheerleaders and SWOOP, the Eagles Autism Challenge, in its first year, raised more than \$2.5 million for autism research.

A total of 3,319 participants came out to bike, run and walk for the cause, while a remarkable 24,700 donors across 20 countries supported their fundraising efforts.

In partnership with the founding beneficiaries - Children's Hospital of Philadelphia, Drexel University, and Thomas Jefferson University and Jefferson Health - along with Philadelphia institutions that specialize in autism research, we are bringing fresh ways of thinking to the field. One hundred percent of the participant-raised funds directly support autism research.

What we learn will be shared both nationally and globally so that we can continue to transform lives and advance autism research.



Alshon Jeffery

Mack Hollins



Jeffrey Lurie



EAGLES CHARITABLE FOUNDATION



Jake Elliott



Jeffrey Lurie



Founded in 1995, Eagles Charitable Foundation (ECF) is a 501(c)(3) public charity committed to improving the health outcomes for youth in the Greater Philadelphia area.

ECF leverages the star power of the Philadelphia Eagles and uses its unique platform to focus on two specific areas of need in the community: **providing vital eye care for underserved youth** and **investing key resources into autism research and services**.

In order to have this monumental impact on the community, public and individual donors are called upon to lend a helping hand. The Eagles, corporations, foundations and kindhearted individuals have all played an integral role in supporting the more than one million children in the tri-state region that ECF has assisted since its inception.



Give Kids Sight Day

Give Kids Sight Day provides free vision screenings and eyeglasses to uninsured and underinsured children from the surrounding area. ECF and partnering organizations typically treat more than 1,000 children on this single day of free vision care.



Eagles Radiothon

In partnership with SportsRadio 94WIP, the Eagles Radiothon offers fans the opportunity to bid on exclusive sports and entertainment experiences involving their favorite Eagles players and 94WIP personalities. All proceeds support ECF.



Eagles Glasses Lab

The Eagles Glasses Lab travels in tandem with the Eagles Eye Mobile and makes students' glasses on-site. It only takes a few minutes to make a pair of glasses. Students walk away with their world transformed right before their eyes.

EAGLES EYE MOBILE



Jermame Mayberry

Travels to a different school each day to make free comprehensive vision care accessible for local youth. Each child receives an eye exam and if needed, prescription glasses are made on the spot by an optician in the accompanying Eagles Glasses Lab.

82,100+
Number of children
provided with vision
care (since 1995)

Co-founder
& Pro Bowl
guard



57,200+
Number of
eyeglasses
provided
(since 1995)

EAGLES IN THE COMMUNITY



As proud Philadelphians who take their responsibility to the community seriously, the Eagles believe there is no offseason to good citizenship.

Since Jeffrey Lurie became owner in 1994, the Eagles have generously contributed more than \$25 million in charitable giving to organizations and neighborhoods throughout the Greater Philadelphia region. Under Lurie's direct leadership and guidance, the Eagles continue to strengthen and support these organizations through joint effort partnerships, all based on the belief that strong non-profits build strong communities.

The Eagles host a variety of events and campaigns that aim to inspire, motivate and educate. As a professional football team, the Eagles have a unique platform to reach the community and have long-lasting effects.

The team takes great pride in serving the fans, local non-profits and the region at large, because to the Eagles, making the Delaware Valley proud is just as important off the field as it is on it.



Doug Pederson



Nigel Bradham

SOARING TO NEW HEIGHTS IN THE DELAWARE VALLEY

Eagles Care

2018 Eagles Care Partners



2017 Eagles Care Partners



2016 Eagles Care Partners



The Eagles Care initiative connects the team with local charitable organizations and works to strengthen each partner's impact in the community. At the end of the season, each non-profit group becomes an extension of the Eagles Care family where they continue to work closely with the team on community outreach events, while utilizing their newfound strengths to assist future Eagles Care partners.

2015 Eagles Care Partners



2014 Eagles Care Partners



2013 Eagles Care Partners



Community Mondays



Mack Hollins

Eagles players use their day off during the season to positively impact the region by visiting local children's hospitals, elementary schools, retirement and environmental centers, food pantries and more.

Huddle Up for Autism



This family-fun day at Lincoln Financial Field sets out to educate, raise awareness and fundraise for CHOP's Center for Autism Research. The signature event is designed specifically for individuals on the autism spectrum and their families.

Youth Football



Brandon Graham

The Eagles work with community groups to ensure that the game of football is being taught properly and that it continues to grow at the youth level. These partnerships outfit football programs with new equipment, create experiences and inspire young athletes.

Eagles Care Summit



Strong non-profits build strong communities. The annual Eagles Care Summit brings together representatives from nearly 100 charitable organizations across the Greater Philadelphia region for a day of networking and capacity building.

Playground Build



The entire Eagles organization teams up with a local elementary school and helps revitalize its playground. What was once a barren school yard transforms into a beautiful new space for play and recreation through this initiative.

NFL PLAY 60



With obesity rates in children nearly tripling, the Eagles have implemented the NFL PLAY 60 program into their community efforts as a way to encourage healthy eating and 60 minutes of daily exercise.



"You are a huge part of our Eagles family!"

-- Chairman and CEO Jeffrey Lurie to the millions of Eagles fans at the Parade of Champions on February 8, 2018.

The connection between the team and Eagles fans around the world has always been a special bond. As a result of the relentless passion and fan support that is on full display throughout the year, the Eagles make it a priority to offer unique experiences that engage the fanbase and create lifelong memories.

Annual events like Junior Pro Day, Junior Cheer Clinic, Football Festival for Women, Training Camp open practices and the Fantasy Draft Party, among others, have allowed fans to connect with their favorite team, players and franchise legends. Many of these programs have even developed into family traditions for some, bringing together loved ones from all over the country.


There is an Eagles experience for everyone, from the most veteran fan to the youngest.



Carson Wentz



Eagles Hall of Fame Brunch



Training Camp Open Practices



Fantasy Draft Party at Lincoln Financial Field



Junior Pro Day



KIDS CLUB Halloween Party





Junior Cheer Clinic



Football Festival for Women

GO GREEN PROGRAM



Rodney McLeod

The Eagles believe the path to sustainability is a journey, not a destination. With the opening of Lincoln Financial Field in 2003, the team's road to becoming an eco-friendly operation began.

What started with a blue recycling bin under each employee's desk has grown into a company-wide sustainability program that is reducing the organization's overall impact on the environment in a financially-responsible manner.

With the help of partners and fans, the Eagles have been able to develop a multi-year curriculum and action plan that incorporates green energy production, recycling, composting, energy efficiency and reforestation, among other ventures.

The Eagles, who wear the color "green" with pride, are committed to serving as environmental stewards for a community that gives so much to them throughout the year.

SOLAR & WIND ENERGY

In March 2012, the Eagles and NRG announced a sustainable energy partnership, which made the organization's vision of clean power at Lincoln Financial Field a reality. When the project became fully operational in February 2013, it allowed the Eagles' home in Philadelphia to be among the greenest major sports facilities in the world.

SOLAR & WIND STATISTICS

- One of the largest solar power systems in the NFL
- Produces around four megawatts of energy annually
- Four megawatts equates to roughly 33% of the team's annual energy usage and is about six times the amount of power needed for all of the team's 10 home games each season
- Through the purchase of renewable energy credits, 100% of the team's operations are powered by the sun and wind

WIND TURBINE FACTS

- 14 total
- Height: 15 feet
- Width: 9.8 feet
- Weight: 1,016 pounds



SOLAR PANEL FACTS

- 11,108 total
- 274,848 total square feet
- North Parking Lot: 8,096 panels
- Roof: 1,452 panels
- Solar Wing: 1,380 panels
- 11th Street Pavilion: 180 panels




GO GREEN PARTNERS



SUSTAINABILITY & ENVIRONMENTAL BIRDSEED

- Through the team's energy-from-waste program, the Eagles divert more than 99% of their waste from landfills
- Became the first pro sports team to achieve ISO 20121 certification, an international standard for sustainability procedures
- The installation of water filtration fountains at the team's facilities have saved more than 131,000 water bottles since 2015
- With the help of The Conservation Fund, the Eagles offset 100% of all team travel through the "Go Zero" program
- The team supports reforestation projects by planting trees in various cities, including the "Eagles Forest" in Bensalem, PA
- Cups and flatware are created from bio-plastics which biodegrade in just 45 days
- To conserve energy, lower-wattage light bulbs and automatic sensors/timers have been installed in team facilities
- Two onsite bio-digesters help decompose pre-consumer food waste to eliminate the need for landfill disposal
- The carpets at Lincoln Financial Field are made from recycled fibers and the walls have been coated with eco-friendly paint

LINCOLN FINANCIAL FIELD



Home to the Super Bowl LII Champion Philadelphia Eagles, Lincoln Financial Field is a prime destination for world-class entertainment that continues to offer a high-quality experience to fans in a safe, clean and friendly environment.

In addition to 10 Eagles home games each season, Lincoln Financial Field has become famous for showcasing high-profile sporting events and unique experiences throughout the year.

Since opening in August 2003, Lincoln Financial Field has hosted 32 star-studded concerts, in addition to welcoming some of the world's most distinguished soccer clubs and serving as the home to Temple University football and the historic Army-Navy game. The stadium has also hosted multiple NCAA Lacrosse Championships and many other marquee events.

A state-of-the-art facility located in the heart of Philadelphia, Lincoln Financial Field has become one of the world's most admired stadiums for sports and entertainment due to its commitment to the fan experience.

BY THE NUMBERS

Broke Ground	May 7, 2001
Opened	August 3, 2003
Revitalized	Feb. '12 - Aug. '14
Capacity	69,696
Executive Suites	172
Concessions	62
HD Televisions	1,185
Wi-Fi Connections	45,000
North End Zone HD Video Board	5,184 square feet
South End Zone HD Video Board	4,320 square feet
Concerts	32
Soccer Matches	23
Home Record (Regular Season + Playoffs)	77-52 (.597)
Twitter	@LFFStadium




LINCOLN FINANCIAL FIELD




\$125M Stadium Revitalization **(Feb. 2012 to Aug. 2014)**

- Two video boards (9,504 sq. ft.)
- 360° LED ribbon-board displays
- Two upper concourse bridges
- 1,626 additional seats
- 1,185 brand-new HD TVs
- Club and suite enhancements
- Upgraded team imagery
- Integrated Wi-Fi system



Axalta Tunnel Club **(Opened in August 2016)**

- 1,400 sq. ft. premium lounge space
- 58 seats behind end zone equipped with:
 - USB charging stations
 - Microsoft Surface tablets
 - Storage space & in-seat service
- All-inclusive food and beverage
- Behind-the-scenes access to Eagles tunnel





HOME TO THE SUPER BOWL LII CHAMPION PHILADELPHIA EAGLES



South Jersey Native
Mike Trout

WORLD TOURS & CONCERTS

- July 30, 2018: Jay-Z & Beyoncé
- July 14, 2018: Taylor Swift
- July 13, 2018: Taylor Swift
- June 9, 2018: Kenny Chesney
- June 18, 2017: U2
- May 12, 2017: Metallica
- September 29, 2016: Beyoncé
- August 6, 2016: Coldplay
- July 14, 2016: Guns N' Roses
- June 25, 2016: Kenny Chesney
- June 5, 2016: Beyoncé
- September 1, 2015: One Direction
- August 30, 2015: Kevin Hart
- July 11, 2015: Kenny Chesney
- June 13, 2015: Taylor Swift
- June 12, 2015: Taylor Swift
- August 15, 2014: Luke Bryan
- August 14, 2014: One Direction
- August 13, 2014: One Direction
- July 20, 2013: Taylor Swift
- July 19, 2013: Taylor Swift
- June 8, 2013: Kenny Chesney
- June 16, 2012: Kenny Chesney
- August 6, 2011: Taylor Swift
- July 14, 2011: U2
- June 18, 2011: Kenny Chesney
- June 27, 2009: Kenny Chesney
- July 19, 2008: Kenny Chesney
- June 23, 2007: Kenny Chesney
- August 11, 2003: Bruce Springsteen
- August 9, 2003: Bruce Springsteen
- August 8, 2003: Bruce Springsteen



Kenny Chesney



Metallica



Beyoncé

THE ARMY-NAVY GAME



ARMY-NAVY HISTORY (LFF)

- December 9, 2017: Army, 14-13
- December 12, 2015: Navy, 21-17
- December 14, 2013: Navy, 34-7
- December 8, 2012: Navy, 17-13
- December 11, 2010: Navy, 31-17
- December 12, 2009: Navy, 17-3
- December 6, 2008: Navy, 34-0
- December 2, 2006: Navy, 26-14
- December 3, 2005: Navy, 42-23
- December 4, 2004: Navy, 42-13
- December 6, 2003: Navy, 34-6





NATIONAL & INTERNATIONAL SOCCER MATCHES



- July 25, 2018: Bayern Munich vs. Juventus
- July 19, 2017: USA vs. El Salvador (Gold Cup)
- June 14, 2016: Costa Rica vs. Panama (Gold Cup)
- June 11, 2016: Chile vs. Panama (Copa America)
- June 9, 2016: USA vs. Paraguay (Copa America)
- June 9, 2016: Uruguay vs. Venezuela (Copa America)
- July 26, 2015: CONCACAF Gold Cup Final
- Mexico vs. Jamaica
- August 2, 2014: A.S. Roma vs. Inter Milan
- August 11, 2012: Real Madrid vs. Celtic
- August 10, 2011: USA vs. Mexico (men)
- July 23, 2011: Philadelphia Union vs. Real Madrid
- May 29, 2010: USA vs. Turkey (men)
- May 15, 2010: Philadelphia Union vs. FC Dallas
- April 10, 2010: Philadelphia Union vs. DC United
- July 18, 2009: USA vs. Panama (Gold Cup)
- Canada vs. Honduras (Gold Cup)
- September 13, 2008: USA vs. Ireland (women)
- November 6, 2004: USA vs. Denmark (women)
- August 2, 2004: A.C. Milan vs. Chelsea
- July 28, 2004: Manchester United vs. Glasgow Celtic
- September 25, 2003: Women's World Cup
- September 20, 2003: Women's World Cup
- August 3, 2003: Manchester United vs. FC Barcelona



STADIUM ENTERTAINMENT & FAN ENGAGEMENT



PAVING THE ROAD TO VICTORY!

In May 2016, the "Eagles FanWalk" was constructed outside of the Northeast entrance gate at Lincoln Financial Field. This honorary walkway, which showcases the passion that fans have for the Eagles and their families, features more than 3,800 personally engraved pavers that line the way for guests entering the stadium. The "Eagles FanWalk" ensures that each member engraved across the pathway will have a special place in Eagles history.

