SUNDAY, JANUARY 6, 2019

SOLDIER FIELD • 4:40 PM • NBC

PHILADELPHIA EAGLES
GAME NOTES

PHILADELPHIA EAGLES GAME NOTES

PHILADELPHIA EAGLES (9-7)
Head Coach: **Doug Pederson** (3rd Year)
Division: NFC East (2nd)

CHICAGO BEARS (12-4)
Head Coach: **Matt Nagy** (1st Year)
Division: NFC North (1st)

SUNDAY, JAN. 6, 2019 • 4:40 PM (NBC) • SOLDIER FIELD (61,500)

- Philadelphia is 2-1 all-time vs. Chicago in the playoffs. The last time the Eagles faced the Bears in the postseason was on 1/19/02, when they won 33-19 at Soldier Field.
- Philadelphia has won 3 consecutive regular-season games vs. Chicago. Since 1994, the Eagles have produced a 10-5 record against the Bears (including playoffs).

BROADCAST INFORMATION

TELEVISION (NBC)
Al Michaels (play-by-play)
Cris Collinsworth (analyst) • **Michele Tafoya** (sideline)

EAGLES RADIO (94 WIP)
Merrill Reese (play-by-play)
Mike Quick (analyst) • **Howard Eskin** (sideline)

NATIONAL RADIO (Westwood One)
Kevin Harlan (play-by-play)
James Lofton (analyst) • **Laura Okmin** (sideline)

EAGLES SPANISH RADIO (WTTM 1680 AM)
Rickie Ricardo (play-by-play)
Gus Salazar (analyst) • **Maria Berral** (reporter)

2018 REGULAR-SEASON RANKINGS

OFFENSE

Category	EAGLES Stats	EAGLES Rk	BEARS Stats	BEARS Rk
Total Offense	365.3	14	343.9	21
Rush Offense	98.1	28	121.1	11
Pass Offense	267.2	7	222.8	21
Points Per Game	22.9	18	26.3	9
3rd-Down Off. %	41.0	12	41.0	11
4th-Down Off. %	60.9	10	60.0	11t
Red Zone Off. (TD%)	57.9	17	66.7	6t

DEFENSE

Category	EAGLES Stats	EAGLES Rk	BEARS Stats	BEARS Rk
Total Defense	366.2	23	299.7	3
Rush Defense	96.9	7	80.0	1
Pass Defense	269.3	30	219.7	7
Points Per Game	21.8	12	17.7	1
3rd-Down Def. %	35.3	6	34.3	4
4th-Down Def. %	57.9	19	57.1	18
Red Zone Def. (TD%)	44.6	1	50.0	5t

TEAM

Category	EAGLES Stats	EAGLES Rk	BEARS Stats	BEARS Rk
Turnover Diff.	(-6)	25	(+12)	3
Penalties/Game	6.3	9	6.1	8
Penalty Yards/Game	53.3	8t	49.8	6

PRESEASON (1-3)

PRESEASON 1	PRESEASON 2	PRESEASON 3	PRESEASON 4
THU • AUG 9	THU • AUG 16	THU • AUG 23	THU • AUG 30
7:00 PM	7:30 PM	8:00 PM	7:00 PM
LINCOLN FINANCIAL FIELD	GILLETTE STADIUM	FIRSTENERGY STADIUM	LINCOLN FINANCIAL FIELD
L, 14-31	L, 20-37	L, 0-5	W, 10-9

REGULAR SEASON (9-7)

WEEK 1	WEEK 2	WEEK 3	WEEK 4
THU • SEP 6	SUN • SEP 16	SUN • SEP 23	SUN • SEP 30
8:20 PM	1:00 PM	1:00 PM	1:00 PM
LINCOLN FINANCIAL FIELD	RAYMOND JAMES STADIUM	LINCOLN FINANCIAL FIELD	NISSAN STADIUM
W, 18-12	L, 21-27	W, 20-16	L, 23-26 (OT)

WEEK 5	WEEK 6	WEEK 7	WEEK 8
SUN • OCT 7	THU • OCT 11	SUN • OCT 21	SUN • OCT 28
4:25 PM	8:20 PM	1:00 PM	9:30 AM
LINCOLN FINANCIAL FIELD	METLIFE STADIUM	LINCOLN FINANCIAL FIELD	WEMBLEY STADIUM
L, 21-23	W, 34-13	L, 17-21	W, 24-18

WEEK 10	WEEK 11	WEEK 12	WEEK 13
SUN • NOV 11	SUN • NOV 18	SUN • NOV 25	MON • DEC 3
8:20 PM	4:25 PM	1:00 PM	8:15 PM
LINCOLN FINANCIAL FIELD	MERCEDES-BENZ SUPERDOME	LINCOLN FINANCIAL FIELD	LINCOLN FINANCIAL FIELD
L, 20-27	L, 7-48	W, 25-22	W, 28-13

WEEK 14	WEEK 15	WEEK 16	WEEK 17
SUN • DEC 9	SUN • DEC 16	SUN • DEC 23	SUN • DEC 30
4:25 PM	8:20 PM	1:00 PM	4:25 PM
AT&T STADIUM	L.A. MEMORIAL COLISEUM	LINCOLN FINANCIAL FIELD	FEDEXFIELD
L, 23-29 (OT)	W, 30-23	W, 32-30	W, 24-0

Lincoln Financial Field®

/PhiladelphiaEagles
@philadelphiaeagles
@Eagles
@eagles

FLY EAGLES FLY

www.philadelphiaeagles.com

HOME | AWAY | LONDON

WILD CARD JAN 5-6 • DIVISIONAL JAN 12-13 • CHAMPIONSHIP JAN 20 • PRO BOWL JAN 27 • SUPER BOWL LIII FEB 3

CHICAGO BEARS / WEEK 17 / THROUGH SUNDAY, DECEMBER 30, 2018

WON 12, LOST 4

09/09	L 23-24	at Green Bay	78,282
09/17	W 24-17	Seattle	57,960
09/23	W 16-14	at Arizona	62,163
09/30	W 48-10	Tampa Bay	61,893
10/14	L 28-31 OT	at Miami	65,791
10/21	L 31-38	New England	62,389
10/28	W 24-10	N.Y. Jets	61,397
11/04	W 41- 9	at Buffalo	68,749
11/11	W 34-22	Detroit	61,393
11/18	W 25-20	Minnesota	61,651
11/22	W 23-16	at Detroit	65,684
12/02	L 27-30 OT	at N.Y. Giants	76,465
12/09	W 15- 6	L.A. Rams	61,695
12/16	W 24-17	Green Bay	62,372
12/23	W 14- 9	at San Francisco	70,806
12/30	W 24-10	at Minnesota	66,878

	Chi.	Opp.
TOTAL FIRST DOWNS	331	278
Rushing	108	67
Passing	177	186
Penalty	46	25
3rd Down: Made/Att	82/200	75/219
3rd Down Pct.	41.0	34.2
4th Down: Made/Att	9/15	16/28
4th Down Pct.	60.0	57.1
POSSESSION AVG.	31:48	28:12
TOTAL NET YARDS	5502	4795
Avg. Per Game	343.9	299.7
Total Plays	1013	1004
Avg. Per Play	5.4	4.8
NET YARDS RUSHING	1938	1280
Avg. Per Game	121.1	80.0
Total Rushes	468	339
NET YARDS PASSING	3564	3515
Avg. Per Game	222.8	219.7
Sacked/Yards Lost	33/183	50/339
Gross Yards	3747	3854
Att./Completions	512/344	615/377
Completion Pct.	67.2	61.3
Had Intercepted	14	27
PUNTS/AVERAGE	63/44.3	78/44.2
NET PUNTING AVG.	63/39.7	78/38.2
PENALTIES/YARDS	97/796	114/1022
FUMBLES/BALL LOST	23/10	21/9
TOUCHDOWNS	50	30
Rushing	16	5
Passing	28	22
Returns	6	3

* SCORE BY PERIODS	Q1	Q2	Q3	Q4	OT	PTS
TEAM	85	138	82	116	0	421
OPPONENTS	38	58	66	115	6	283

* SCORING	TD	Ru	Pa	Rt	K-PAT	FG	S	PTS
Parkey	0	0	0	0	42/45	23/30	0	111
Howard	9	9	0	0			0	54
Cohen	8	3	5	0			0	48
A. Miller	7	0	7	0			0	42
T. Burton	6	0	6	0			0	38
Robinson	4	0	4	0			0	24
Jackson	3	0	0	3			0	18
Trubisky	3	3	0	0			0	18
Gabriel	2	0	2	0			0	12
Bellamy	1	0	1	0			0	8
Shaheen	1	0	1	0			0	8
Amukamara	1	0	0	1			0	6
Floyd	1	0	0	1			0	6
Hicks	1	1	0	0			0	6
Mack	1	0	0	1			0	6
Mizzell	1	0	1	0			0	6
Sowell	1	0	1	0			0	6
Goldman	0	0	0	0			1	2
Kwiatkoski	0	0	0	0			0	2
TEAM	50	16	28	6	42/45	23/30	1	421
OPPONENTS	30	5	22	3	22/22	25/26	0	283

* RUSHING	No.	Yds	Avg	Long	TD
Howard	250	935	3.7	42	9
Cohen	99	444	4.5	32	3
Trubisky	68	421	6.2	39	3
Gabriel	9	61	6.8	20	0
A. Miller	6	26	4.3	9	0
Cunningham	11	20	1.8	6	0
Mizzell	9	16	1.8	7	0
Robinson	1	9	9.0	9	0
Daniel	13	3	0.2	4	0
T. Burton	1	2	2.0	2	0
Hicks	1	1	1.0	1t	1
TEAM	468	1938	4.1	42	16
OPPONENTS	339	1280	3.8	32	5

* RECEIVING	No.	Yds	Avg	Long	TD
Cohen	71	725	10.2	70t	5
Gabriel	67	688	10.3	54	2
Robinson	55	754	13.7	43	4
T. Burton	54	569	10.5	47	6
A. Miller	33	423	12.8	55	7
Howard	20	145	7.3	18	0
Bellamy	14	117	8.4	20t	1
Mizzell	8	78	9.8	26	1
Shaheen	5	48	9.6	23	1
White	4	92	23.0	54	0
Wims	4	32	8.0	16	0
Braunecker	3	42	14.0	20	0
Sims	2	9	4.5	9	0
Cunningham	1	9	9.0	9	0
Daniel	1	8	8.0	8	0
M. Burton	1	6	6.0	6	0
Sowell	1	2	2.0	2t	1
TEAM	344	3747	10.9	70t	28
OPPONENTS	377	3854	10.2	75t	22

* INTERCEPTIONS	No.	Yds	Avg	Long	TD
Fuller	7	52	7.4	35	0
Jackson	6	81	13.5	41t	2
Amukamara	3	58	19.3	49t	1
Amos	2	27	13.5	26	0
Callahan	2	12	6.0	12	0
Trevathan	2	12	6.0	12	0
Mack	1	27	27.0	27t	1
Smith	1	22	22.0	22	0
Lynch	1	20	20.0	20	0
Floyd	1	19	19.0	19t	1
McManis	1	0	0.0	0	0
TEAM	27	330	12.2	49t	5
OPPONENTS	14	189	13.5	48	1

* PUNTING	No.	Yds	Avg	Net	TB	In 20	Lg 65	B 1
O'Donnell	62	2791	45.0	39.7	7	28	65	1
TEAM	63	2791	44.3	39.7	7	28	65	1
OPPONENTS	78	3447	44.2	38.2	3	18	65	0

* PUNT RETURNS	Ret	FC	Yds	Avg	Long	TD
Cohen	33	21	411	12.5	44	0
TEAM	33	21	411	12.5	44	0
OPPONENTS	20	20	150	7.5	17	0

* KICKOFF RETURNS	No.	Yds	Avg	Long	TD
Cunningham	8	173	21.6	31	0
Mizzell	7	106	15.1	22	0
A. Miller	6	139	23.2	31	0
Cohen	2	22	11.0	22	0
TEAM	23	440	19.1	31	0
OPPONENTS	22	548	24.9	95t	1

* FIELD GOALS	1-19	20-29	30-39	40-49	50+
Parkey	0/ 0	6/ 6	7/10	9/12	1/ 2
OPPONENTS	0/ 0	5/ 5	6/ 6	9/10	5/ 5

Parkey: (26G,33G,32G)(25G)(46N,20G,41G,43G)(50G,
Mizzell (53N)(46G)(40N,32G)(23G,45G)(41N,34N)(33G,
Sowell 41G,48G)(40G)(36G,21G)(39G,31G,38N)(24G)(37N)
Goldman (42G) OPP: (42G)(56G)()(30G)(50G,25G,47G)(29G)
Kwiatkoski (42G)(41G)(52G)(36G,36G)(20G)(57G,37G,44G)(27G,
50G, 40N)(41G,43G,45G)(33G,30G,23G)(45G)

2-Pt Conv: Bellamy, T. Burton, Kwiatkoski,
Shaheen, TM 4-5, OPP 3-8 SACKS: Mack 12.5, Hicks 7.5, Smith 5, Floyd 4, Goldman 3, Lynch 3, Nichols 3, Robertson-Harris 3, Callahan 2, Trevathan 2, Amos 1, Bush 1, Irving 1, Jackson 1,
McManis 1, TM 50, OPP 33 FUM/LOST: Cohen 7/3, Trubisky 6/3, Daniel 4/0, Howard 2/1, T. Burton 1/1, Gabriel 1/1, A. Miller 1/0, Robinson 1/1

* PASSING	Att	Cmp	Yds	Cmp%	Yds/Att	TD	TD%	Int	Int%	Long	Sack/Lost	Rating
Trubisky	434	289	3223	66.6	7.43	24	5.5	12	2.8	70t	24/ 143	95.4
Daniel	76	53	515	69.7	6.78	3	3.9	2	2.6	46	9/ 40	90.6
Cohen	1	1	1	100.0	1.00	1	100.0	0	0.0	1t	0/ 0	118.8
A. Miller	1	1	8	100.0	8.00	0	0.0	0	0.0	8	0/ 0	100.0
TEAM	512	344	3747	67.2	7.32	28	5.5	14	2.7	70t	33/ 183	95.4
OPPONENTS	615	377	3854	61.3	6.27	22	3.6	27	4.4	75t	50/ 339	72.9

JEFFREY LURIE CHAIRMAN & CEO



In 1994, **Jeffrey Lurie** purchased the Philadelphia Eagles, launching the most successful run in franchise history.

During his time as Chairman and CEO, the Eagles have become a perennial contender, establishing a winning tradition by capturing eight NFC East titles, playing in six NFC Championships and making appearances in **Super Bowls XXXIX** and **LII**. In 2017, Philadelphia captured the first **Super Bowl** victory in franchise history by defeating the New England Patriots, 41-33, in **Super Bowl LII**. This unprecedented run of success has led to a greater overall winning percentage, more playoff games (27), and more playoff victories (14) than under all previous ownership groups combined.

While Lurie's teams have thrived on the field, he has also built a successful business and community-oriented organization over the two decades that he has served as Chairman and CEO.

After purchasing the Eagles, Lurie recognized that the organization was in need of a total reconstruction, design, and relocation of its office headquarters, practice facility, and stadium. He immediately committed to providing the franchise with everything it needed to succeed and constructed two state-of-the-art facilities in South Philadelphia: the **NovaCare Complex** (2001) and **Lincoln Financial Field** (2003).

Although **Lincoln Financial Field** was erected specifically to house its primary tenant, the Philadelphia Eagles, Lurie also created a multidimensional event destination that could house a wide variety of events. Fittingly, the first ticketed event at the new stadium was a soccer match between Manchester United and FC Barcelona in August 2003.

Since then, **Lincoln Financial Field** has continued to evolve with an ever-changing entertainment landscape and underwent a two-year, $125 million revitalization in 2013. Over the years, the venue has hosted high-profile events including sold-out concerts, national and international soccer matches, the NCAA Lacrosse Championships, the Army-Navy Game, Monster Jam, Temple University football games, and more.

A thoughtful and compassionate philanthropist with family ties to autism, Lurie is devoted to raising both money and awareness for research on the causes of the neurodevelopmental disorder.

In 2017, Lurie launched **Eagles Autism Challenge** to raise money to address the complex medical and scientific issues associated with the condition of autism. The Challenge is a signature biking and 5K run/walk event that directs 100 percent of participant-raised funds to autism research and programs. The inaugural event, held on May 19, 2018, raised $2.5 million. Over 3,300 participants came out to bike, run and walk for the cause, with 24,700 donors across 20 countries supporting their fundraising efforts.

"Autism is one of the most under-funded conditions in the country and we need to turn awareness into action," Lurie has noted. "Those who have autism are wonderful people, usually highly intelligent, sweet, and caring. They are often unable to effectively communicate with others. We need to support as much dynamic research as possible in order to create real breakthroughs."

CONFERENCE CHAMPIONSHIP APPEARANCES (SINCE 1995)

Rk	Team	Appearances
1.	New England Patriots	13
2.	Pittsburgh Steelers	8
3.	Green Bay Packers	7
4.	**Philadelphia Eagles**	**6**
5t.	Denver Broncos	5
	Indianapolis Colts	5

REGULAR-SEASON RECORDS & PLAYOFF APPEARANCES (SINCE 1995)

Rk	Team	Record (Pct.)	Appearances
1.	New England Patriots	269-115 (.701)	19
2.	Pittsburgh Steelers	242-140-2 (.633)	17
3.	Green Bay Packers	240-142-2 (.628)	17
4.	Denver Broncos	228-156 (.594)	14
5.	Indianapolis Colts	227-157 (.591)	14
6.	**Philadelphia Eagles**	**215-167-2 (.563)**	**14**
7.	Seattle Seahawks	211-172-1 (.551)	13

LURIE'S LANDMARKS

- Is the winningest owner in Eagles history and has led the franchise longer than any owner in team history
- One of Lurie's philanthropic endeavors was the creation of the team's non-profit charitable wing in 1995. For 20 years, Eagles Youth Partnership (EYP) served more than 50,000 at-risk children in the greater Philadelphia region annually with a focus on health and education programming
- In 2015, Lurie oversaw EYP's transition to the **Eagles Charitable Foundation** that now provides children in the local community with greater access to vision care and autism research and services. Its signature program – the **Eagles Eye Mobile** – travels to local schools to provide free eye exams and prescription eye glasses to under- and uninsured students
- Under Lurie's direction, the Eagles launched the groundbreaking ***Go Green!*** initiative aimed at reducing the organization's impact on the environment and creating programs that improve the quality of life in the Philadelphia region. In 2008, the Eagles received the Ongoing Commitment Award from the Environmental Media Association
- Lurie's Screen Pass Pictures served as executive producers of *Inside Job*, the 2010 documentary film, which earned the Academy Award for Best Documentary Feature and *Inocente*, which earned an Academy Award for Best Short Documentary in 2013
- Lurie is a director of the NLM Family Foundation, which devotes resources to autism research and education, and he also established the Lurie Family Foundation

During the 2018 offseason, Lurie was honored by the Fritz Pollard Alliance with the 2018 Paul "Tank" Younger Award. The award is granted annually to an NFL executive, coach or owner who promotes racial and gender diversity. Lurie's efforts to foster civic responsibility throughout the organization have also led to the Philadelphia Eagles being recognized by many for supporting social justice and human rights initiatives.

In 2011, in acknowledgment of the organization's commitment to the community, as well as their **Tackling Breast Cancer** and ***Go Green!*** campaigns, the Eagles were presented with the coveted Sports Team of the Year Award by Beyond Sport.

Prior to entering business, Lurie served as an adjunct assistant professor of social policy at Boston University. He earned a B.A. from Clark University, a master's in psychology from Boston University, and a Ph.D. in social policy from Brandeis University.

Currently, he serves on numerous NFL committees, including the Finance Committee, Broadcast Committee, International Committee, and the Super Bowl Advisory Committee.

Born on September 8, 1951, Lurie has two children. He is married and resides in the Philadelphia area with his wife, Tina. In his free time, he enjoys traveling, golfing, tennis, movies, music, and discovering great restaurants.

BEHIND THE SCENES

Favorite Philadelphia restaurants: Barclay Prime, Nomad, Osteria, Radicchio Café, Tequilas Restaurant, Tinto, Vernick and Vietnam Restaurant
Favorite Philadelphia breakfast spot: Honey's Sit N Eat
Favorite music: Ranges from The Doors to Bob Marley to Shakira
First concert attended: Beach Boys
Favorite player growing up: Bobby Orr
Favorite TV shows of all-time: *Hogan's Heroes*, *The Fugitive*, *24*
Favorite books: *When Breath Becomes Air*, *The Kite Runner*
Favorite all-time movies: *The Great Escape*, *The Godfather Part II*, *Silver Linings Playbook*
Favorite recent movie: *Lion*
Favorite dog breeds: Bernese Mountain Dog, Wheaten Terrier

DON SMOLENSKI PRESIDENT

Don Smolenski, now in his 20th season with the organization, was originally hired by the team in 1998 as chief financial officer. He was promoted to senior vice president/chief financial officer in 2001 and was named the team's chief operating officer in 2010. In 2012, he was named to his current role of team president.

As president, Smolenski directs the club's business and strategic efforts, including sales, marketing, communications, and operations. He has played a key role in significant projects from the construction of **Lincoln Financial Field** to the club's internationally recognized environmental and philanthropic programs. During his tenure as president, Smolenski has infused energy and creativity throughout the organization with his engaging leadership style. In 2015, he was named to the Most Admired CEOs list by the *Philadelphia Business Journal* and the Philadelphia Eagles were twice named to Philly.com's Top Workplaces list in 2016 and 2018.

During his time as the team's president, Smolenski and the Eagles saw their first **Super Bowl** victory in franchise history after defeating the New England Patriots, 41-33, in **Super Bowl LII**.

In his first year as president, Smolenski spearheaded a two-year, $125 million **Lincoln Financial Field** revitalization project that added 1,600 seats, HD video boards, and graphics paying tribute to the team's history. Over the years, **Lincoln Financial Field** has hosted high-profile events including sold-out concerts, national and international soccer matches, the NCAA Lacrosse Championships, the Army-Navy Game, Monster Jam, Temple University football, and more.

Smolenski plays an important role in the team's environmental initiatives. Because of their **Go Green** program, the Eagles have emerged as a leader in environmental stewardship in the sports industry. Those efforts include conservation efforts, recycling programs, and use of renewable energy including wind and solar.

Smolenski serves as the treasurer of the team's public charity, **Eagles Charitable Foundation**, which provides children in the Philadelphia region with greater access to vision care and provides funds to support autism research and services. In 2018, Smolenski helped launch the **Eagles Autism Challenge**, a one-day bike ride and family-friendly 5K run/walk dedicated to raising funds for innovative research and programs to help unlock the mystery of autism. In addition, Smolenski helped launch the **Eagles Care** initiative in 2013. The **Eagles Care** program forges annual, strategic partnerships with five local nonprofit organizations in order to deepen the impact of the team's community efforts. The Eagles also host an annual **Huddle Up For Autism** event at **Lincoln Financial Field** in partnership with the Center for Autism Research at the Children's Hospital of Philadelphia.

In addition to his leadership roles within the Eagles organization, Smolenski is a member of the Greater Philadelphia Chamber of Commerce Board, the FM Global Advisory Board, the Philadelphia Sports Congress, the Panasonic Advisory Board, and the Children's Hospital of Philadelphia (CHOP) Foundation Board of Overseers. Smolenski is also the co-chair of the CHOP Corporate Council and is involved with Leadership Philadelphia, a nonprofit organization that promotes leadership and community involvement. In 2017, in partnership with the Philadelphia Sports Congress, Smolenski assisted in bringing the NFL Draft back to Philadelphia for the first time since 1961.

Before joining the Eagles, Smolenski served as chief financial officer for the International Hockey League, where he oversaw all league financial matters and played an integral role in the expansion of the league. Through the development of expansion models and the analysis of league performance models, Smolenski saw the league grow from 12 to 19 teams.

Smolenski began his career as a public accountant with Arthur Andersen.

An outdoor enthusiast, Smolenski enjoys an active lifestyle and has completed the Detroit, Pittsburgh, and Boston Marathons. He earned his Bachelor of Arts degree in biology from Amherst College and holds a Master of Science degree in accounting. Don and his wife, Karen, have two sons, Jake and Shane.

HOWIE ROSEMAN

EXECUTIVE VICE PRESIDENT OF FOOTBALL OPERATIONS

Howie Roseman, executive vice president of football operations, is in his 19th season with the Philadelphia Eagles. Roseman is an influential voice within the organization and provides valuable perspective pertaining to both football and business decisions that help shape the franchise.

Roseman was named 2017 Executive of the Year by the Pro Football Writers of America for his integral role in constructing the team's **Super Bowl LII**-winning roster. In addition, Roseman was voted the 2017 *Sporting News* NFL Executive Of The Year by league executives. During the 2017 offseason, Roseman and the Eagles front office utilized free agency to add key veterans such as **LeGarrette Blount**, **Nick Foles**, **Alshon Jeffery**, **Chris Long**, **Patrick Robinson** and **Torrey Smith**, while also executing trades for veteran defenders **Ronald Darby** and **Tim Jernigan**. The team later traded for running back **Jay Ajayi** just before the NFL trade deadline in October. Additionally, Roseman infused the roster with talent and youth during April's NFL Draft, which was held in Philadelphia for the first time since 1961. Roseman's moves paid dividends when the Eagles captured the first **Super Bowl** title in franchise history with a 41-33 victory over the New England Patriots.

In addition to 2017's acquisitions, Roseman has overseen the reshaping of a roster that included two separate trades that allowed the Eagles to move up in the first round of the 2016 NFL draft to select North Dakota State QB **Carson Wentz**. Eight days prior to the start of the 2016 regular season, Roseman executed another trade that sent QB **Sam Bradford** to the Minnesota Vikings in exchange for a 2017 first-round pick, which the Eagles used to select Tennessee's **Derek Barnett**, and a 2018 fourth-round pick. Prior to the 2016 and 2017 seasons, Roseman continued to solidify the team's core by retaining key veterans while adding to the team through free agency and the draft.

Prior to being promoted to his current role, Roseman served as the team's general manager from 2010-14. At the time of his 2010 promotion to general manager, Roseman became the youngest NFL executive to be named to the post in three decades, at just 34 years old. In his first year as general manager, he oversaw a major overhaul of the roster, making it one of the youngest in the NFL. The revamped Eagles squad earned an NFC East division crown in 2010 and then again in 2013. In 2014, the Eagles won ten games with an NFC-high nine **Pro Bowl** players.

Since hiring Roseman in 2000, the Eagles have earned 11 playoff berths, eight division titles, six NFC Championship appearances, two NFC Championship crowns and trips to **Super Bowl XXXIX** and **Super Bowl LII**.

In addition to overseeing the team's roster moves, Roseman is also responsible for establishing the organization's scouting and personnel department, as well as overseeing the executives who specialize in analytics, sports science, player engagement and NFL compliance.

REGULAR-SEASON & POSTSEASON WINNING PERCENTAGE (SINCE 2016)

Rk	Team	Record (Pct.)	Postseason
1.	New England Patriots	32-6 (.842)	5-1 (.833)
2.	Pittsburgh Steelers	26-10 (.722)	2-2 (.500)
3.	Dallas Cowboys	22-11 (.667)	0-1 (.000)
4.	**Philadelphia Eagles**	**23-12 (.657)**	**3-0 (1.000)**
5.	Atlanta Falcons	24-13 (.649)	3-2 (.600)

REGULAR-SEASON WINNING PERCENTAGE (2017)

Rk	Team	Appearances
1t.	**Philadelphia Eagles**	**13-3 (.813)**
	Minnesota Vikings	13-3 (.813)
	New England Patriots	13-3 (.813)
	Pittsburgh Steelers	13-3 (.813)

After relentlessly pursuing jobs in NFL front offices, Roseman finally got his foot in the door as an intern with the Eagles when the team was headquartered at Veterans Stadium.

Roseman was elevated to director of football administration in 2003 and then to vice president of football administration in 2006. In that role, he worked in the personnel department evaluating players around the NFL and for the draft. He also represented the team to the NFL on contract, salary cap and player personnel matters.

In 2007, Roseman was invited to participate in the NFL-Stanford Program for managers at the Stanford Graduate School of Business, a program developed by the NFL to promote development of leaders within the league.

From 2008-09, Roseman served as the team's vice president of player personnel. In that role, he managed the college scouting staff, organized and ran draft meetings, and scouted the top college prospects around the country.

Roseman is also active in the Philadelphia-area community, contributing to a variety of initiatives involving military and children. He was named Honorary Commander for the Joint Base McGuire-Dix-Lakehurst for his continued efforts with the military. His charitable endeavors have benefited the Alex's Lemonade Stand Foundation, the Boys & Girls Clubs of America, USA Football, Pop Warner and Cop Wheels. He is also a member of the Governing Body of the Global Sports Management Summit and YPO. In 2018, Roseman was the recipient of the Steinberg-DeNicola Humanitarian Award, an honor presented by the Maxwell Football Club to an NFL representative that has committed themselves to doing good in their community.

Born in Brooklyn, NY, Roseman earned his bachelor's degree from the University of Florida before earning a JD degree from Fordham Law School. Howie and his wife, Mindy, reside in suburban Philadelphia with their four children.

JOE DOUGLAS

VICE PRESIDENT OF PLAYER PERSONNEL

Joe Douglas, who was hired by the Eagles on May 11, 2016, enters his third season as vice president of player personnel.

During the 2017 offseason, Douglas, along with Executive Vice President of Football Operations **Howie Roseman**, identified and acquired key veterans such as **LeGarrette Blount**, **Nick Foles**, **Alshon Jeffery**, **Chris Long**, **Patrick Robinson** and **Torrey Smith**, while also executing trades for veteran defenders **Ronald Darby** and **Tim Jernigan**. The team later traded for running back **Jay Ajayi** just before the NFL trade deadline in October. Additionally, Roseman, Douglas and the scouting department infused the roster with talent and youth during April's NFL Draft, which was held in Philadelphia for the first time since 1961. This extensive series of personnel transactions paid dividends when the Eagles captured the first **Super Bowl** title in franchise history with a 41-33 victory over the New England Patriots.

Prior to joining the Eagles, Douglas spent the 2015 season as the director of college scouting for the Chicago Bears after working in the Baltimore Ravens' personnel department for 16 years (2000-15).

During his time in Baltimore, Douglas was instrumental in acquiring a number of key performers for the Ravens, both through the draft and during the undrafted free agent signing period. Some of the players that he had a hand in obtaining included QB **Joe Flacco**, G **Ben Grubbs**, LB **Pernell McPhee**, LB **C.J. Mosley**, K **Justin Tucker**, CB **Lardarius Webb** and G **Marshal Yanda**. Grubbs, Mosley, Yanda and Tucker have combined for 10 **Pro Bowls** with the Ravens.

"I have known Joe for several years and have admired his work with both the Ravens and the Bears," said **Howie Roseman**, Eagles executive vice president of football operations. "He is a guy that we had targeted from the outset. I feel that we are very fortunate to have him lead our player personnel department. [Ravens general manager] **Ozzie Newsome** and [Bears general manager] **Ryan Pace** spoke very highly of him and his work. He is passionate about football, passionate about scouting and he played a vital role in the success of the Ravens over the last decade."

As a member of the Ravens organization, Douglas held various posts which included serving as the club's national scout (2012-15), Southeast area scout (2009-11), East Coast area scout (2008) and Northeast area scout (2003-07). Douglas was first hired by Baltimore in 2000, where he worked as a player personnel assistant for three years. He was responsible for fall and spring scouting assignments, college workouts and draft visit coordination, managing the team's college video library and assisting the pro personnel department with special teams evaluations of club opponents and unrestricted free agents.

SCOUTING DEPARTMENT

Joe Douglas, Vice President of Player Personnel
Andy Weidl, Director of Player Personnel
Tom Donahoe, Senior Football Advisor
Anthony Patch, Senior Director of College Scouting
Ian Cunningham, Director of College Scouting
Dwayne Joseph, Director of Pro Scouting
T.J. McCreight, Player Personnel Executive
Brandon Brown, Assistant Director of Pro Scouting
Alan Wolking, Assistant Director of College Scouting
Shawn Heinlen, Southwest Area Scout
Ryan Myers, West Coast Area Scout
Jim Ward, Northeast Area Scout
Matt Holland, Pro Scout
Patrick Stewart, National Scout
Phil Bhaya, NFS Scout
Casey Weidl, Player Personnel Coordinator
John Hill, Pro Scouting Coordinator
Lee DiValerio, Scouting Assistant
Chris Nolan, Scouting Assistant

An All-Atlantic 10 selection, Douglas started 45 consecutive games at tackle for the University of Richmond. Following his collegiate playing career, he transitioned into a volunteer assistant coach with the Spiders' football team in 1999.

As an offensive lineman at Lee-Davis (Mechanicsville, VA) High School, Douglas was recognized as a two-time all-state honoree.

He and his wife, Shannon, have two daughters, Addison and Leighton, and a son, Thomas.

DOUG PEDERSON HEAD COACH

Doug Pederson was named head coach of the Philadelphia Eagles on January 18, 2016, following a three-year run as the offensive coordinator of the Kansas City Chiefs from 2013-15.

In just his second season as an NFL head coach, Pederson led the Eagles to a 13-3 regular-season record, an NFC East title, the No. 1 seed in the NFC playoffs and the first **Super Bowl** title in franchise history with a 41-33 victory over the New England Patriots in **Super Bowl LII**.

Pederson became the eighth head coach in NFL history to win the Super Bowl in his first two seasons as a head coach and the seventh to win the Super Bowl in his first playoff run. Additionally, after coaching the Eagles to a 7-9 record during his first season with Philadelphia, Pederson became just the fourth head coach in NFL history to lead his team to a Super Bowl title following a sub-.500 record the previous season, joining **Bill Walsh** (1981 49ers), **Dick Vermeil** (1999 Rams) and **Bill Belichick** (2001 Patriots).

As a first-year head coach with the Eagles in 2016, Pederson developed rookie quarterback **Carson Wentz**, the No. 2-overall pick in the NFL Draft, and prepared the first-year signal caller to start the regular-season opener vs. the Cleveland Browns.

Under Pederson's direction, Wentz went on to set a team and all-time NFL rookie record with 379 completions, while posting franchise rookie records in pass attempts (607), passing yards (3,782), passing touchdowns (16) and completion percentage (62.4%). Wentz also produced the 4th-most passing yards (3,782) in single-season team history and NFL rookie history. Wentz started all 16 games in his rookie season, becoming the first Eagles quarterback to start all 16 regular-season games since **Donovan McNabb** in 2008.

Prior to arriving in Philadelphia, Pederson served as the offensive coordinator in Kansas City from 2013-15 and helped guide the Chiefs to a 31-17 regular-season record.

During his time in Kansas City, the Chiefs excelled at protecting the football and committed the third-fewest turnovers (50) in the NFL from 2013-15. Over that span, Kansas City's +29 turnover differential ranked third in the league.

In 2015, Pederson helped the Chiefs rebound from a 1-5 start to win a franchise-record 11 consecutive games, including Kansas City's first playoff victory in 22 years. During the Chiefs' regular-season winning streak, which began in Week 7, the club ranked tied for first in the NFL in rushing touchdowns (14), fourth in rushing yards per game (143.8) and tied for fifth in points per game (27.8). Limited turnovers helped propel the team's run, as the Chiefs committed just seven turnovers (four INTs, three fumbles) after Week 6 and finished the 2015 regular season with the second-fewest turnovers in the league (15).

Kansas City acquired QB **Alex Smith** via trade in 2013 and the 10-year veteran experienced the most productive stretch of his career under Pederson's tutelage: a three-year span during which he set a Chiefs record for wins by a starting quarterback in his first three years as a starter (30). During his three years in Pederson's offense, Smith notched three consecutive 3,000-yard seasons, threw the second-fewest interceptions among quarterbacks with at least 1,000 attempts (20) and ranked fourth among all quarterbacks with 1,183 rushing yards. Smith's 20 interceptions from 2013-15 marked the lowest three-season total of his career in years that he played more than 10 games.

Before joining Kansas City, Pederson served as the quarterbacks coach in Philadelphia from 2011-12. In his first season as the Eagles quarterbacks coach, Pederson helped QB **Michael Vick** become the second quarterback in NFL history to top the 3,000-yard passing and 500-yard rushing plateaus in consecutive seasons. That year, under Pederson's direction, Vick set career highs in completions (253) and passing yards (3,303) while throwing the third-most touchdowns of his career (18). Vick's yards through the air, combined with his 589 rushing yards, helped Philadelphia's offense record a then-franchise-record 6,386 net yards (now the second-highest total) and notch a team-record 356 first downs. Additionally, the 2011 Eagles offense ranked second in the league in plays of 10-plus yards (258) and tied for second in plays of 20-plus yards (84).

Pederson began his pro coaching career as an offensive quality control coach with the Eagles from 2009-10. During that span, the Eagles scored 868 points and set single-season franchise scoring records in back-to-back years (429 in 2009 and 439 in 2010).

In 2010, Pederson assisted an Eagles offense that recorded a then-franchise-record 6,230 net yards (now fourth), which ranked second in the NFL that season, and a then-franchise-record 439 points, which ranked third in the league.

During Pederson's first season as an NFL coach (2009), the Eagles offense recorded the fifth-most passing yards in team history (4,089), which at the time ranked second in club annals.

A 12-year NFL veteran, Pederson played quarterback for the Green Bay Packers, Miami Dolphins, Philadelphia Eagles and Cleveland Browns after originally being drafted by the Carolina Panthers in the 1995 expansion draft. Pederson was coached by three of the most successful coaches in NFL history: **Don Shula**, **Mike Holmgren** and **Andy Reid**. Additionally, Pederson played alongside Pro Bowl quarterbacks **Brett Favre**, **Dan Marino**, **Donovan McNabb** and **Jim McMahon**.

Pederson served as a backup quarterback for Green Bay from 1995-98 and 2001-04, and was part of Packer teams that won **Super Bowl XXXI**, two NFC Championships (1996 and 1997) and six division titles. Pederson made eight starts for the Browns in 2000 and logged 1,047 yards and two touchdowns on 117 completions. In 1999, Pederson made nine starts for the Eagles, completing 119 passes for 1,276 yards and seven touchdowns.

In a 1993 contest against the Eagles, Pederson was pressed into duty when Dolphins starter **Scott Mitchell** left the game with a shoulder injury. In the second half, he helped guide Miami to a 19-14 win that marked **Don Shula**'s 325th career victory.

Pederson attended Northeast Louisiana (now Louisiana Monroe) where he was a three-year starter at quarterback. He finished his college career with 6,445 yards and 33 TDs on 571-of-1,032 passing. As a senior, Pederson led the Southland Conference in passing when he completed 205 of 367 passes for 2,282 yards and 10 TDs. In 1989, he set a school record with 619 passing yards against Stephen F. Austin. Pederson graduated from Northeast Louisiana with a B.B.A. in business management.

The Bellingham, WA, native (born January 31, 1968) earned three letters each in football, baseball and basketball at Ferndale (WA) H.S., where he was an all-league selection at quarterback, safety and kicker and finished his high school career with 1,880 yards and 19 TDs on 106-of-250 passing.

Pederson and his wife, Jeannie, have three sons: Drew, Josh and Joel. Jeannie played basketball at Louisiana College.

MIKE GROH
Offensive Coordinator

2nd year in Philadelphia

- Originally joined the Eagles in 2017 as wide receivers coach and was promoted to offensive coodinator in 2018
- During his first season with the Eagles, coached a unit that made significant improvements. The Eagles were the only team with two wide receivers that produced eight-or-more receiving TDs. Alshon Jeffery tied for fourth in the NFL with nine receiving TDs and Nelson Agholor enjoyed a breakout year as he tied for 2nd on the team with a career-high eight receiving TDs and ranked 1st in the NFL in third-down receiving average
- Served as passing game coordinator/receivers coach for the L.A. Rams in 2016
- Coached receivers for the Chicago Bears from 2013-15 and oversaw a position group that featured Pro Bowlers Alshon Jeffery and Brandon Marshall
- Won national championships in 2011-12 as wide receivers coach and recruiting coordinator for the University of Alabama
- Coached at UVA from 2001-08 and served as the OC in his final 3 seasons. Also played QB for the Cavaliers and led the team to bowl victories in 1994 and 1995
- The son of longtime NFL coach Al Groh

JIM SCHWARTZ
Defensive Coordinator

3rd year in Philadelphia

- During Philadelphia's 2017 Super Bowl LII-winning campaign, led an Eagles defense that finished No. 1 in the NFL against the run (79.2 ypg), produced the fourth-most takeaways in the league (31) and ranked 3rd in third-down defense (32.2%). The Eagles gave up just seven rushing TDs on the year, which tied with the 2008 defense for the fewest rushing TDs surrendered by an Eagles defense since 2002. In total, Philadelphia's defense gave up 31 TDs on the season, which marks the fewest TDs surrendered by an Eagles defense since 2008 (26)
- In 2016, his first season with the Eagles, guided the team's transition from a 3-4 to a 4-3 defense and oversaw a unit that featured Pro Bowl DT Fletcher Cox and second-team All-Pro Brandon Graham. In addition to Cox and Graham's accolades, second-year linebacker Jordan Hicks led all NFL LBs with five INTs. The Eagles defense finished third in the NFL in red zone defense (45.1 pct.)
- In 2014, directed a Bills defense that allowed the second-fewest points in the NFL (16.9 ppg), notched a league-high 54 sacks, held opponents to a league-best 33.2 percent third-down conversion rate and allowed the second-lowest quarterback rating (74.5)
- Served as head coach of the Detroit Lions from 2009-2013. Guided the team to its first playoff berth since 1999 when he coached Detroit to a 10-6 record in 2011
- Spent 10 years with the Tennessee Titans, serving as defensive coordinator from 2001-08. Helped the Titans reach Super Bowl XXXIV and win three division titles
- Attended Georgetown, where he was a four-year letterwinner at linebacker

DAVE FIPP
Special Teams Coordinator

6th year in Philadelphia

- In 2017, tutored rookie kicker Jake Elliott after the team lost veteran kicker Caleb Sturgis to injury in Week 1. Elliott enjoyed a historic rookie campaign, kicking the longest regular-season (61 yards vs. NYG in Week 3) and postseason FGs (53 yards in the Divisional Round vs. Atl.) in franchise and NFL rookie history. He also kicked the two longest FGs by a rookie in Super Bowl history (42 and 46 yards) in Philadelphia's 41-33 win vs. New England in Super Bowl LII
- In 2016, the Eagles ranked second in the NFL with a franchise record 27.314 kickoff return average, led the league with five kickoff returns of 50-plus yards, and were the only team to record multiple kickoff returns for TDs (two)
- Under his direction in 2015, the Eagles ranked 2nd in the NFL in punt return average (11.4)
- In 2014, the Eagles ranked first in the annual *Dallas Morning News* special teams rankings compiled by Rick Gosselin. That year, special teams accounted for a franchise-best and NFL-high seven TDs
- Served as assistant special teams coach with the Miami Dolphins (2011-12) and the San Francisco 49ers (2008-10)
- Coached in college for 10 years at San Jose St., Nevada, Cal Poly, Holy Cross and his alma mater, Arizona
- Walked on at Arizona and played from 1994-97 as a safety and special teamer

DUCE STALEY
Assistant Head Coach/ Running Backs

8th year in Philadelphia

- Originally a third-round pick of Eagles in 1997, enters his 8th year as a member of the Philadelphia coaching staff. Earned the added title of assistant head coach during the 2018 offseason
- Philadelphia ranks 5th in the NFL in rushing offense (127.9 ypg) during his tenure as running backs coach (2013-17)
- The Eagles ground game helped propel the team to its first Super Bowl title in 2017, ranking 3rd overall in rushing offense (132.2 yards per game) and 4th in rushing average (4.47 yards per attempt)
- In 2013, helped All-Pro RB LeSean McCoy become the first Eagle to lead the NFL in rushing and scrimmage yards since 1947
- Worked first two seasons in Philadelphia as an assistant special teams coach, while helping with the running backs
- Gained 5,785 yards during his 10-year NFL career with Philadelphia (1997-2003) and Pittsburgh (2004-06)
- Ranks 5th on team's all-time rushing list. Is one of three Eagles to top 200 yards rushing in a game (Steve Van Buren and McCoy)
- Won a Super Bowl with Pittsburgh in 2005
- His Eagle teammates voted him offensive MVP three times (1998, 1999, and 2002)

GUNTER BREWER
Wide Receivers

1st year in Philadelphia

- Enters his first season with the Eagles as the team's wide receivers coach and brings more than 30 years of coaching experience to Philadelphia
- Spent the previous six seasons (2012-17) as co-offensive coordinator/wide receivers coach at the University of North Carolina. During that span, UNC set the school record for passing yards five times, throwing for more than 3,500 yards each year from 2012-16
- Coached some of the most productive WRs in UNC history, including Eagles second-year wideout Mack Hollins
- Tutored three Biletnikoff Award finalists during his time in the collegiate ranks: Justin Blackmon (Oklahoma State, 2010), Dez Bryant (Oklahoma State, 2008 – runner-up) and Randy Moss (Marshall, 1997 – winner)
- Was a two-year letter-winner as a wide receiver at Wake Forest

KEN FLAJOLE
Linebackers

3rd year in Philadelphia

- In 2017, helped the defense overcome the loss of starting MLB Jordan Hicks in Week 7 by preparing veteran LB Nigel Bradham to take over the radio and call the defense. Bradham led Eagles LBs with 85 tackles (67 solo) and had a career-high 8 PDs, adding 12 tackles (10 solo) and a sack during the team's Super Bowl LII-winning postseason run
- In 2016, Hicks led all NFL LBs with 5 INTs
- Has coached every defensive position in his 38-year coaching career
- Served as the St. Louis Rams' defensive coordinator from 2009-2011 and coached the Carolina Panthers LBs from 2003-08
- Spent 21 years coaching in the college ranks prior to entering the NFL in 1998
- Played collegiately at Pacific Lutheran and Wenatchee Valley CC

TIM HAUCK
Safeties

3rd year in Philadelphia

- Under Hauck's direction in 2017, S Malcolm Jenkins earned his second career Pro Bowl nod after finishing the regular season with a team-high 119 tackles
- In 2016, Jenkins returned 2 INTs for TDs and Rodney McLeod set career highs in tackles (117), INTs (3) and PDs (10)
- Served as the defensive coordinator and CBs coach for UNLV from 2013-14
- Enjoyed a 13-year NFL playing career and appeared in 183 regular-season games. Totaled 357 tackles, 16 PDs, six FFs, four FRs and 162 special teams tackles
- Played in 51 games for the Eagles (1999-2002) and logged 158 tackles on defense and 47 tackles on special teams. Started alongside Brian Dawkins in 1999 and finished second on the team with 122 tackles
- Was a two-time first-team All-American safety at Montana

JUSTIN PEELLE
Tight Ends

6th year in Philadelphia

- Under Peelle's direction, Eagles TEs excelled during the team's 2017 Super Bowl season. Philadelphia was one of just two teams in the NFL to boast two TEs with at least 5 receiving TDs (Zach Ertz and Trey Burton). Ertz was named to his first career Pro Bowl after finishing 3rd among NFL tight ends with 824 receiving yards and logging a career-high 8 TDs
- In 2016, Ertz recorded a career-high 78 catches, marking the second-most by an Eagles TE in franchise history
- Drafted by the Chargers in 4th round in 2002. Played TE for 10 seasons in NFL with San Diego, Miami, Atlanta and San Francisco. Caught 123 passes and 12 TDs

JEFF STOUTLAND
Offensive Line/ Run Game Coordinator

6th year in Philadelphia

- Originally joined the Eagles as the team's offensive line coach in 2013 and took on the added responsibility of run game coordinator during the 2018 offseason
- In 2017, coached one of the most dominant offensive lines in the NFL. Philadelphia's line paved the way for a ground attack that ranked 3rd in the NFL in rushing offense (132.2 yards per game) and 4th in rushing average (4.47 yards per carry). T Lane Johnson and G Brandon Brooks were voted to their first career Pro Bowls, while Johnson and C Jason Kelce earned *Associated Press* All-Pro recognition. Helped the Eagles overcome a season-ending injury to All-Pro LT Jason Peters in Week 7 by preparing second-year T Halapoulivaati Vaitai to step into the starting lineup
- In 2016, helped the Eagles battle injuries by fielding seven different starting offensive line combinations. His only two linemen to start all 16 games (Peters and Kelce) both made the Pro Bowl
- Coached one of the best lines in the nation at Alabama from 2011-12 and helped the team to a National Championship in 2012
- Also coached successful offensive lines at Miami, FL (2007-10), Michigan St. (2000-06), Syracuse (1999) and Cornell (1993-96)

PRESS TAYLOR
Quarterbacks

6th year in Philadelphia

- Joined the Eagles as an offensive quality control coach in 2013, added the responsibility of assistant quarterbacks coach in 2016 and was promoted to quarterbacks coach during the 2018 offseason
- Philadelphia's QBs excelled during the 2017 season. Carson Wentz received his first career Pro Bowl nod and was named *Associated Press* second-team All-Pro after leading the Eagles to an 11-2 record and ranking 2nd in the NFL with a franchise-record 33 passing TDs. Following a season-ending injury to Wentz, Nick Foles led Philadelphia to its first Super Bowl title, recording a 100-plus passer rating in all three playoff games and earning Super Bowl LII MVP honors
- In 2016, his first season with the added responsibilities of assistant QBs coach, worked with rookie Wentz and helped him set a team and all-time NFL rookie record with 379 completions
- Lettered two years as a QB at Marshall after transferring from Butler Community College, where he led the school to two JUCO championships (2007-08)
- Brother, Zac, was named L.A. Rams quarterbacks coach during the 2018 offseason

CORY UNDLIN
Defensive Backs

4th year in Philadelphia

- During Philadelphia's 2017 Super Bowl LII-winning campaign, the Eagles defense produced the 4th-most takeaways in the league (31) and ranked 3rd in third-down defense (32.2%). On the year, Philadelphia gave up 24 TD receptions, which marked the fewest TDs surrendered by an Eagles defense since 2008 (19). S Malcolm Jenkins was named to his second career Pro Bowl
- Coached the safety tandem of Jenkins and Rodney McLeod in 2016 and helped McLeod set career highs in tackles (117), INTs (3) and PDs (10). In his first year coaching Eagles DBs (2015), Jenkins earned his first career trip to the Pro Bowl
- Spent three years with the Denver Broncos prior to arriving in Philadelphia and worked with three Pro Bowl DBs in 2014 - Aqib Talib, Chris Harris Jr., and T.J. Ward
- Also held NFL coaching positions in Jacksonville, Cleveland and New England

CHRIS WILSON
Defensive Line

3rd year in Philadelphia

- In 2017, the Eagles defensive line featured four players with 5-plus sacks, marking the first time since 2002 that four individual Eagles defensive linemen recorded 5-plus sacks in a season. DE Brandon Graham led the team with a career-high 9.5 sacks, followed by Pro Bowl DT Fletcher Cox (5.5), DE Chris Long (5.0) and rookie DE Derek Barnett (5.0)
- In his first season with the Eagles, oversaw the line's transition to a 4-3. Graham was named second-team *AP* All-Pro in his first season back at DE and Cox was named to the Pro Bowl
- Coached 23 years in the college ranks including positions at Missouri, USC, Georgia, Mississippi State and Oklahoma
- Played collegiately at Oklahoma where he recorded 303 tackles. Was a 12th-round draft pick of the Chicago Bears in 1992

EUGENE CHUNG
Assistant Offensive Line/ Tight Ends/Run Game
6th year in Philadelphia

- In 2017, Chung and offensive line coach Jeff Stoutland coached one of the most dominant offensive lines in the NFL. Philadelphia's rushing attack ranked 3rd in the NFL in rushing offense (132.2 yards per game) and 4th in rushing average (4.47 yards per carry). T Lane Johnson and G Brandon Brooks were voted to their first career Pro Bowls, while Johnson and C Jason Kelce earned *Associated Press* All-Pro recognition
- Rejoined Eagles staff in 2016, having previously served as the team's offensive line assistant from 2010-12. Has coached with Eagles Head Coach Doug Pederson in both Philly and Kansas City
- In 2016, helped offensive line coach Jeff Stoutland field seven different starting offensive line combinations
- Was the assistant offensive line coach for the Chiefs from 2013-15. In those three seasons, the Chiefs ranked first in the NFL with 54 rushing TDs
- Originally a first-round pick of the New England Patriots in 1992 (13th overall), enjoyed a six-year playing career

MATTHEW HARPER
Assistant Special Teams
6th year in Philadelphia

- Enters his sixth year in Philadelphia and his fifth as the team's assistant special teams coach. Worked as assistant defensive backs coach in 2015
- In 2017, the Eagles special teams unit featured rookie kicker Jake Elliott, who enjoyed a historic rookie campaign, kicking the longest regular-season (61 yards vs. NYG in Week 3) and postseason FGs (53 yards in the Divisional Round vs. Atl.) in franchise and NFL rookie history
- In 2016, the Eagles ranked 2nd in the NFL with a franchise record 27.314 kickoff return average, led the league with five kickoff returns of 50-plus yards, and were the only team to record multiple kickoff returns for TDs (two). Additionally, the Eagles finished 2nd in the NFL in punt return average (12.9)
- In 2014, the Eagles ranked first in Rick Gosselin's annual *Dallas Morning News* special teams ranking
- Was as a coaching intern and G.A. at Oregon from 2009-12. Played two seasons as a safety at Oregon (2006-07) after transferring from City College of San Francisco
- Son of two-time Nebraska All-America DE and 11-year NFL vet Willie Harper

CARSON WALCH
Assistant Wide Receivers
1st year in Philadelphia

- Joined the Eagles in 2018 after two seasons with the Edmonton Eskimos as offensive coordinator/receivers coach (2017) and receivers/passing game coordinator (2016)
- From 2013-14, served as an offensive quality control coach with the Chicago Bears, where he worked with Eagles offensive coordinator and former Bears wide receivers coach Mike Groh
- An All-American, all-region and all-conference running back, receiver and return specialist for Winona State from 1996-99. During his final season, was named a regional finalist for the Harlon Hill Award, which is earned by the top player in NCAA Division II football

PHILLIP DANIELS
Defensive Quality Control/ Assistant Defensive Line
3rd year in Philadelphia

- In 2017, the defensive line featured four players with 5-plus sacks, marking the first time since 2002 that four individual Eagles defensive linemen recorded 5-plus sacks in a single season. DE Brandon Graham led the team with a career-high 9.5 sacks, followed by Pro Bowl DT Fletcher Cox (5.5), DE Chris Long (5.0) and rookie DE Derek Barnett (5.0)
- Joined the Eagles in 2016 and assisted Chris Wilson with a defensive line that featured Pro Bowl DT Fletcher Cox and second-team All-Pro DE Graham
- Originally a fourth-round pick of the Seahawks in 1996, he played for Seattle (1996-99), Chicago (2000-03) and Washington (2004-10). Totaled 512 tackles, 62 sacks, 51 PDs, 15 forced fumbles and 12 fumble recoveries in his career

TRENT MILES
Offensive Quality Control/ Assistant Running Backs
2nd year in Philadelphia

- Served as a coaching assistant for the Eagles in 2017 and was promoted to offensive quality control coach in 2018
- Was the head coach at Georgia State from 2013-2016. Named Sun Belt Coach of the Year in 2015
- Played wide receiver at Indiana State from 1982-86. Was a member of the 1984 Sycamores team that was ranked No. 1 in the nation for much of the season and was inducted into the Indiana State Hall of Fame in 2002

RYAN PAGANETTI
Defensive Quality Control/ Assistant Linebackers
4th year in Philadelphia

- Originally joined the Eagles as an analyst in March 2015, was named a coaching assistant in 2017 and worked with the linebackers. Was elevated to defensive quality control and assistant linebackers coach during the 2018 offseason
- Played running back at Dartmouth

T.J. PAGANETTI
Offensive Quality Control/ Assistant Offensive Line
4th year in Philadelphia

- Enters his second season as the Eagles offensive quality control/assistant offensive line coach. Originally joined the organization in 2013 as an analyst working with the offense and quarterbacks
- Held numerous stints with the Oregon Ducks football program including undergraduate intern (2007-2008) and student assistant coach (2009-2012). After two seasons with the Eagles as an analyst (2013-14), Paganetti returned to Oregon as a Graduate Assistant/Linebackers coach for the 2015-2016 seasons

SPENCER PHILLIPS
Offensive Quality Control/ Assistant Quarterbacks
3rd year in Philadelphia

- Promoted to offensive quality control/ assistant quarterbacks during the 2018 offseason. Originally joined the Eagles as a coaching assistant/assistant to the head coach during the 2016 offseason
- Spent 2015 as the defensive quality control coach at Samford University
- Was an All-Conference quarterback at West Los Angeles Junior College before transferring to Murray State University

DINO VASSO
Defensive Quality Control/ Assistant Secondary
3rd year in Philadelphia

- During the 2017 Super Bowl campaign, the Eagles defense produced the 4th-most takeaways in the league (31). On the year, Philadelphia's secondary gave up 24 TD receptions, which marks the fewest TDs surrendered by an Eagles defense since 2008 (19)
- Served as a coaching assistant with the Kansas City Chiefs (2013-15). Worked primarily with the secondary in K.C.
- Was a four-year DB at New Hampshire
- A native of Crum Lynne, PA, lettered in football at Ridley H.S. in Folsom, PA

RB JOSH ADAMS 33

6-2 | 225 Rookie

DOB: Oct. 29, 1996 (Age 22)



Warrington, Pennsylvania

Central Bucks South High School

Notre Dame

UDFA ('18) by Philadelphia

Josh Adams was signed by the Eagles as an undrafted rookie during the 2018 offseason. An all-state running back at Central Bucks South (Warrington, PA) High School, Adams played collegiately at Notre Dame, where he recorded the highest rushing average (6.7) in Fighting Irish career history (min. 400 attempts) and finished with the 5th-most rushing yards (3,201) in school history.

MOST RUSHING YARDS

NOTRE DAME ALL-TIME HISTORY

Autry Denson	4,318
Allen Pinkett	4,131
Vagas Ferguson	3,472
Darius Walker	3,249
Josh Adams	3,201

HIGHEST RUSHING AVG.

NOTRE DAME ALL-TIME HISTORY

6.7	Josh Adams (2015-17)
5.7	Randy Kinder (1993-96)
5.4	Cierre Wood (2010-12)
5.4	Tony Brooks (1987-91)
5.2	Vagas Ferguson (1976-79)

(min. 400 attempts)

As a junior in 2017, Adams registered career highs in rushing yards (1,430) and rushing TDs (9) for the Fighting Irish.

From 2015-17, Adams ranked 3rd in the NCAA in yards per carry (6.7), behind Bryce Love (7.8) and Rashaad Penny (7.5).

CAREER HIGHLIGHTS

2018 - PHILADELPHIA EAGLES (14/5)

- His 511 rushing yards ranks 8th on the Eagles single-season rushing yards list for a rookie
- Helped the Eagles take a 13-10 lead with 1:07 remaining in the second quarter vs. LAR (12/16/18) when he completed a 9-play, 75-yard scoring drive with a 6-yard rushing TD. Marked his 3rd rushing TD of the season.
- Ran for a career-high 85 yards on 20 attempts (4.3 avg.) in the 28-13 win vs. Was. (12/3/18). His 85 rushing yards were the most by an Eagles rookie since **Bryce Brown** on 12/2/12 at Dallas (169 yards)

BIRDSEED

Adams prepped at Central Bucks South (PA) HS, where he was an all-state honoree at running back. In 2012, he rushed for 2,085 yards and 28 TDs and led C.B. South to a 10-2 record and the Pennsylvania District 1 Class AAA quarterfinals. He majored in psychology at Notre Dame.

CAREER STATISTICS																
			RUSHING					RECEIVING						OFF SNAPS		ST
Year	Team	GP/S	Att	Yds	Avg	Lg	TD	Rec	Yds	Avg	Lg	TD	TYS	No	Pct	T
2018	Philadelphia	14/5	120	511	4.3	29	3	7	58	8.3	13	0	569	252	23%	1
Totals		**14/5**	**120**	**511**	**4.3**	**29**	**3**	**7**	**58**	**8.3**	**13**	**0**	**569**	**---**	**---**	**1**

CAREER HIGHS		
Rush Attempts	22	11/25/18 vs. NYG
Rushing Yards	85	12/4/18 vs. WAS
Rushing Long	29	11/11/18 vs. Dal.
Rushing TDs	1	3x; last 12/16/18 at LAR
Receptions	3	2x; last 12/30/18 at WAS
Receiving Yards	33	12/30/18 at WAS
Receiving Long	13	12/30/18 at WAS
Receiving TDs	--	---

TRANSACTIONS

2018	Signed by PHI as undrafted free agent
9/1/18	Waived by PHI
9/2/18	Signed by PHI to practice squad
9/18/18	Activated by PHI from practice squad to 53-man roster

CAREER HIGHLIGHTS (Continued)

- Totaled a career-high 22 rush attempts for 84 yards while adding his 2nd career rushing TD in the 25-22 win vs. NYG (11/25/18). His 22 rush attempts are the most by an Eagles rookie since **Bryce Brown** on 12/2/12 at Dallas (24 rush attempts)
- Registered his first career TD with a 28-yard score in the second quarter at NO (11/18/18). Marked the longest rushing TD by an Eagles rookie since **Bryce Brown** on 11/26/12 vs. Carolina (65 yards) and the longest by an Eagles undrafted rookie since **Ted Wegert** on 10/30/55 vs. Pittsburgh (29 yards)

COLLEGE HIGHLIGHTS

- Rushed 480 times for 3,201 yards (6.7 avg.) and 20 TDs in 37 career games at Notre Dame. Added 41 catches for 336 yards and 2 TDs
- Finished his Fighting Irish career with the highest rushing average in school history. From 2015-17, ranked 3rd in the NCAA in yards per carry, trailing only **Bryce Love** (7.8) and **Rashaad Penny** (7.5)
- His 3,201 rushing yards rank 5th in Notre Dame history. Was the fastest running back in school history to reach 1,000+ and 2,000+ rushing yards by carries
- As a junior in 2017, posted career highs in rushing yards (1,430) and TDs (9). Included on several award watch lists, including the Doak Walker Award, Maxwell Award and Heisman Trophy
- Set the Notre Dame record for rushing yards (838) by a freshman in 2015. Posted the longest rushing play (98-yard TD) in Fighting Irish history vs. Wake Forest (11/14/15)

2018 GAME-BY-GAME STATISTICS (PHILADELPHIA)

				RUSHING					RECEIVING						SNAPS	
Date	**Opp**		**GP/S**	**Att**	**Yds**	**Avg**	**Lg**	**TD**	**Rec**	**Yds**	**Avg**	**Lg**	**TD**	**TYS**	**No**	**Pct**
ACTIVATED BY PHILADELPHIA FROM PRACTICE SQUAD TO 53-MAN ROSTER (9/18/18)																
Sep 23	Ind	W	1/0	6	30	5.0	16	0	0	0	0	0	0	30	8	10%
Sep 30	at Ten	L	1/0	0	0	0.0	0	0	0	0	0	0	0	0	1	1%
Oct 7	Min	L	1/0	1	-1	-1.0	-1	0	0	0	0	0	0	-1	1	2%
Oct 11	at NYG	W	1/0	0	0	0.0	0	0	0	0	0	0	0	0	0	0%
Oct 21	Car	L	1/0	4	17	4.3	9	0	0	0	0	0	0	17	8	12%
Oct 28	at Jax	W	1/0	9	61	6.8	21	0	1	6	6.0	6	0	67	18	29%
Nov 11	Dal	L	1/0	7	47	6.7	29	0	0	0	0.0	0	0	47	19	31%
Nov 18	at NO	L	1/1	7	53	7.6	28	1	3	19	6.3	10	0	72	28	55%
Nov 25	NYG	W	1/1	22	84	3.8	19	1	0	0	0.0	0	0	84	40	62%
Dec 3	Was	W	1/1	20	85	4.3	18	0	0	0	0.0	0	0	85	41	55%
Dec 9	at Dal	L	1/1	7	36	5.1	24	0	0	0	0.0	0	0	36	21	40%
Dec 16	at LAR	W	1/1	15	28	1.9	8	1	0	0	0.0	0	0	28	24	38%
Dec 23	Hou	W	1/0	11	21	1.9	6	0	0	0	0.0	0	0	21	25	30%
Dec 30	at Was	W	1/0	11	50	4.5	13	0	3	33	11.0	13	0	83	18	25%
Totals			**14/5**	**120**	**511**	**4.3**	**29**	**3**	**7**	**58**	**8.3**	**13**	**0**	**569**	**252**	**23%**

WR NELSON AGHOLOR 13

6-0 | 198 4th Year

DOB: May 24, 1993 (Age 25)

USC
D1-15 (20th overall) by Philadelphia

Originally selected by Philadelphia with the 20th-overall pick in 2015, **Nelson Agholor** (pronounced AGG-uh-lore) enjoyed a breakout season in 2017, producing career highs in receptions (62), receiving yards (768) and receiving TDs (8). Agholor also recorded a career-high 9 receptions for 84 yards in **Super Bowl LII**.

MOST RECEIVING TDs
NFL PLAYERS IN 2017

DeAndre Hopkins (Hou.)	13
Davante Adams (GB)	10
Jimmy Graham (Sea.)	10
Alshon Jeffery (Phi.)	9
Antonio Brown (Pit.)	9
Marvin Jones Jr. (Det.)	9
Jarvis Landry (Mia.)	9
Nelson Agholor (Phi.)	8
Zach Ertz (Phi.)	8
Several players tied	8

20+ YARD RECEPTIONS
EAGLES PLAYERS IN 2017

9	Nelson Agholor
8	Alshon Jeffery
7	Zach Ertz

THIRD-DOWN RECEIVING AVERAGE
NFL PLAYERS IN 2017

Nelson Agholor (Phi.)	17.5
Antonio Brown (Pit.)	17.0
Keenan Allen (LAC)	15.3
Julio Jones (Atl.)	15.2
DeAndre Hopkins (Hou.)	14.5

(min. 20 receptions)

THREE STEP DROP

If he could be a superhero: The Flash

First job: Cashier at PDQ

Hobbies: Cooking. "My best meal is rice, pork chops and plantains."

Pregame ritual: Calls his mother on the phone to pray with her

Best player he has faced: "Patrick Peterson is a great competitor."

Favorite books: *Things Fall Apart* by Chinua Achebe & *Oh, the Places You'll Go* by Dr. Seuss

Three favorite throwback jerseys: Michael Jordan, Emsley A. Laney High School; Reggie Bush, USC; Charlie Ward, Florida State

CAREER HIGHLIGHTS

- Recorded a career-high 9 catches for 84 yards in **Super Bowl LII** at NE (2/4/18). Tied for the 2nd-most receptions in Eagles playoff history, behind **Brent Celek**'s 10 catches on 1/18/09 at Arizona

WR NELSON AGHOLOR 13

CAREER STATISTICS									
			RECEIVING					OFF SNAPS	
Year	Team	GP/S	Rec	Yds	Avg	Lg	TD	No	Pct
2015	Philadelphia	13/12	23	283	12.3	53t	1	671	58%
2016	Philadelphia	15/14	36	365	10.1	40t	2	883	78%
2017	Philadelphia	16/10	62	768	12.4	72t	8	813	72%
2018	Philadelphia	16/16	64	736	11.5	83t	4	985	90%
Totals		**60/52**	**185**	**2152**	**11.6**	**83t**	**15**	**---**	**---**
PLAYOFFS									
2017	Philadelphia	3/3	15	167	11.1	42	0	154	74%
Totals		**3/3**	**15**	**167**	**11.1**	**42**	**0**	**---**	**---**

ADDITIONAL STATISTICS
Rushing: 9 for 53 yards (5.9 avg.) - *2018 (3-32); 2017 (1-7); 2016 (5-14)*
Postseason Rushing: 4 for 29 yards (7.3 avg.) in 2017
Passing: 1-of-1 for 15 yards (9/6/18 vs. Atl.)
Kickoff Returns: 5 for 92 yards (18.4 avg.) in 2016
Fumbles/Lost: 3/1 - *2018 (1/0); 2016 (1/0); 2015 (1/1)*
Fumble Recovery TD: 1 - 11/16/17 vs. Chi.

CAREER HIGHS		
Receptions	9	2/4/18 at NE (SB)
Receiving Yards	141	12/3/17 at Sea.
Receiving Long	72t	10/8/17 vs. Ari.
Receiving TDs	2	12/30/18 at Was.

CAREER HIGHLIGHTS (Continued)

2018 - PHILADELPHIA EAGLES (16/16)

- Posted his first career multi-TD game in the 24-0 playoff-clinching victory at Was. (12/30/18)
- Led the Eagles with a season-high 116 yards in the 32-30 win vs. Hou. (12/23/18), marking the 2nd-highest single-game total of his career (141 yards on 12/3/17 at Seattle). Caught an 83-yard TD pass from **Nick Foles** in the third quarter that gave the Eagles a 23-16 lead. The score was the longest receiving TD by an Eagle since **DeSean Jackson** caught a 91-yard TD from **Michael Vick** on 12/12/10 at Dallas
- With the score tied and just 2:39 remaining in the game, caught a crucial 4th-and-1 pass from **Carson Wentz** for a 12-yard gain to set up a game-winning 43-yard FG by **Jake Elliott** in the 25-22 win vs. NYG (11/25/18)
- Led the team with 91 yards on 3 catches in the 34-13 win at NYG (10/11/18), including a season-long 58-yard reception in the second quarter that set up a 10-yard TD pass from **Carson Wentz** to **Zach Ertz** on the next play
- Recorded a season-high-tying 8 receptions for 88 yards at TB (9/16/18). Became just the second player in Eagles history to post 8+ receptions in 3 straight games (including playoffs), joining **Zach Ertz** (12/20/15-1/3/16)

2018 GAME-BY-GAME STATISTICS (PHI)											
				RECEIVING					SNAPS	
Date	Opp		GP/S	Rec	Yds	Avg	Lg	TD	No	Pct
Sep 6	Atl	W	1/1	8	33	4.1	10	0	68	94%
Sep 16	at TB	L	1/1	8	88	11.0	50	1	72	91%
Sep 23	Ind	W	1/1	4	24	6.0	10	0	80	98%
Sep 30	at Ten	L	1/1	5	22	4.4	10	0	72	92%
Oct 7	Min	L	1/1	4	45	11.3	20	0	52	88%
Oct 11	at NYG	W	1/1	3	91	30.3	58	0	64	90%
Oct 21	Car	L	1/1	6	20	3.3	13	0	59	88%
Oct 28	at Jax	W	1/1	3	49	16.3	39	0	57	92%
Nov 11	Dal	L	1/1	5	83	16.6	51	0	55	89%
Nov 18	at NO	L	1/1	0	0	---	--	0	44	86%
Nov 25	NYG	W	1/1	1	12	12.0	12	0	47	72%
Dec 3	Was	W	1/1	4	56	14.0	39	0	65	87%
Dec 9	at Dal	L	1/1	2	49	24.5	42	0	49	94%
Dec 16	at LAR	W	1/1	1	8	8.0	8	0	63	98%
Dec 23	Hou	W	1/1	5	116	23.2	83t	1	74	90%
Dec 30	at Was	W	1/1	5	40	8.0	22t	2	64	90%
Totals			**16/16**	**64**	**736**	**11.5**	**83t**	**4**	**985**	**90%**

2017 GAME-BY-GAME STATISTICS (PHI)

				RECEIVING					SNAPS	
Date	**Opp**		**GP/S**	**Rec**	**Yds**	**Avg**	**Lg**	**TD**	**No**	**Pct**
Sep 10	at Was	W	1/0	6	86	14.3	58t	1	42	62%
Sep 17	at KC	L	1/0	1	9	9.0	9	1	55	76%
Sep 24	NYG	W	1/0	2	20	10.0	11	0	45	59%
Oct 1	at LAC	W	1/1	3	58	19.3	36	0	61	77%
Oct 8	Ari	W	1/1	4	93	23.3	72t	1	47	70%
Oct 12	at Car	W	1/1	4	55	13.8	24t	1	48	77%
Oct 23	Was	W	1/1	4	45	11.3	14	1	47	72%
Oct 29	SF	W	1/1	3	26	8.7	17	0	36	51%
Nov 5	Den	W	1/0	2	36	18.0	35	0	40	58%
Nov 19	at Dal	W	1/0	1	-2	-2.0	-2	0	47	73%
Nov 26	Chi	W	1/1	3	32	10.7	15t	1	65	83%
Dec 3	at Sea	L	1/1	7	141	20.1	51	1	66	88%
Dec 10	at LAR	W	1/1	8	64	8.0	18	0	77	85%
Dec 17	at NYG	W	1/1	7	59	8.4	16	1	49	72%
Dec 25	Oak	W	1/1	4	35	8.8	12	0	58	85%
Dec 31	Dal	L	1/0	3	11	3.7	7	0	30	51%
Totals			**16/10**	**62**	**768**	**12.4**	**72t**	**8**	**813**	**72%**
PLAYOFFS										
Jan 13	Atl	W	1/1	3	24	8.0	10	0	51	76%
Jan 21	Min	W	1/1	3	59	19.7	42	0	46	71%
Feb 4	at NE	W	1/1	9	84	9.3	24	0	57	76%
Totals			**3/3**	**15**	**167**	**11.1**	**42**	**0**	**154**	**74%**

HIGH SCHOOL STANDOUT

Agholor attended Berkeley Prep (Tampa, FL), where he earned All-America honors as a senior running back, wide receiver, cornerback and safety. In his career, Agholor notched 4,732 rushing yards, 921 receiving yards, 12 INTs and 8 kickoff return TDs.

As a senior, Agholor totaled 212 carries for 1,983 yards and 28 TDs and 10 receptions for 117 yards and 2 TDs. He also racked up 35 tackles and 3 INTs on defense.

As a junior, Agholor had 1,440 yards on offense, 3 INTs on defense and 323 return yards.

As a sophomore, Agholor ran for 970 yards with 15 TDs and had 14 receptions for 239 yards with 3 TDs, while totaling 31 tackles and 4 INTs on defense.

Agholor also played basketball at Berkeley, where he averaged 12.8 points, 4.8 rebounds, 4.3 assists and 2.3 steals as a senior.

BIRDSEED

Agholor, who majored in communication at USC, was born in Nigeria and moved to the United States when he was 5 years old. Agholor is the son of Felix and Caroline and has four siblings. His father played high-level soccer in Nigeria.

@nelsonagholor @nelsonagholor15

CAREER HIGHLIGHTS (Continued)

- Led the Eagles with a season-high 8 catches for 33 yards in the season-opening win vs. Atl. (9/7/18)

2017 - PHILADELPHIA EAGLES (16/10, 3/3)

- Enjoyed a breakout season, producing career highs in receptions (62), receiving yards (768) and receiving TDs (8)
- Tied for 8th in the NFL in receiving TDs (8), behind **DeAndre Hopkins** (13), **Davante Adams** (10), **Jimmy Graham** (10), **Antonio Brown** (9), **Alshon Jeffery** (9), **Marvin Jones Jr.** (9) and **Jarvis Landry** (9)
- Led Philadelphia with nine 20+ yard receptions, including two 50+ yard receiving TDs, which are the most by an Eagle in a single season since **Jeremy Maclin** in 2014 (3)
- Ranked 1st in the NFL in third-down yards per reception (17.5) (min. 20 receptions)
- Posted a career-high 9 receptions for 84 yards in **Super Bowl LII** at NE (2/4/18). Tied for the 2nd-most receptions in Eagles playoff history, trailing only **Brent Celek**'s 10 catches on 1/18/09 at Arizona
- Helped set up an Eagles TD drive (1-yard rushing TD by **LeGarrette Blount**) with a 21-yard gain on an end-around in the 15-10 win vs. Atl. (1/13/18) in the Divisional Round. Marked the longest rush ever by an Eagles WR in the playoffs and the longest overall by an Eagles WR since **DeSean Jackson** on 10/17/10 vs. Atlanta (31 yards)
- Paced the Eagles with 7 receptions for a career-high 141 receiving yards and 1 TD at Sea. (12/3/17). Became the first Eagle to produce 140+ receiving yards and 1+ TD in a single game since **Jordan Matthews** on 12/20/15 vs. Ari. (159-1)
- Recorded 2 TDs in the 31-3 win vs. Chi. (11/26/17). Caught a 15-yard TD in the second quarter and also registered his first career fumble recovery TD in the fourth quarter
- Posted 4 receptions for 45 yards and 1 TD in the 34-24 win vs. Was. (10/23/17). Marked his 3rd consecutive game with a receiving TD, the longest streak of his career
- Caught a 24-yard TD in the fourth quarter and finished with 55 yards on 4 receptions in the 28-23 win at Car. (10/12/17)
- Finished with 93 receiving yards in the 34-7 win vs. Ari. (10/8/17), including a career-long 72-yard TD

LB D.J. ALEXANDER 57

6-2 | 233 4th Year

DOB: Sept. 30, 1991 (Age 27)

Palm Desert, California

Palm Desert High School

PRO BOWL 2017

Oregon State
D5-15 (172nd overall) by Kansas City
Acquired: W-Sea-18

Originally selected by Kansas City in the 5th round (172nd overall) of the 2015 NFL Draft, **D.J. Alexander** was claimed off waivers by the Eagles from Seattle prior to the start of the 2018 campaign. Alexander, who was named to the 2017 Pro Bowl as a special teams player, has totaled 35 special teams tackles in 56 career NFL games.

SPECIAL TEAMS TACKLES

KANSAS CITY CHIEFS IN 2016

D.J. Alexander	12
Anthony Sherman	9
Daniel Sorenson	9
J. O'Shaughnessy	7
Several players tied	6

KANSAS CITY CHIEFS IN 2015

D.J. Alexander	11
Frank Zombo	8
Jamell Fleming	7
Steven Nelson	7
Daniel Sorenson	6

BIRDSEED

Alexander played both linebacker and wide receiver at Palm Desert (CA) High School, where he was named Co-Desert Valley League MVP as a senior after making 118 tackles, including 12 TFL, and 7.0 sacks. Alexander was also a standout in track, breaking the school record in the 100 and 200 meter events.

Alexander majored in human development and family science at Oregon State.

@D_alexander57

Alexander was named to the Pro Bowl as a special teams player after leading the Chiefs with 12 special teams tackles in 2016.

CAREER HIGHLIGHTS

- Earned his first-career **Pro Bowl** nod as a special teams player following the 2016 season after leading Kansas City with 12 special teams tackles
- Has accumulated 35 special teams tackles and 9 tackles (8 solo) on defense during his career

2018 - PHILADELPHIA EAGLES (12/0)

- Recovered a fumble on a punt return in the fourth quarter at LAR (12/16/18)

2016 - KANSAS CITY CHIEFS (16/1, 1/0)

- Named to his first-career **Pro Bowl** as a special teams player after leading the Chiefs with 12 special teams tackles. Also posted 5 solo tackles on defense

2015 - KANSAS CITY CHIEFS (16/0, 2/0)

- Led the Chiefs with 11 special teams tackles in the regular season. Added 2 tackles (1 solo) on defense

LB D.J. ALEXANDER 57

CAREER STATISTICS																		
			TACKLES					PASS DEFENSE						FUMBLES			DEF SNAPS	
Year	Team	GP/S	Total	Solo	Asst	TFL	Sacks	Int	Yds	Lg	TD	PD	QPH	FF	FR	Yds	No	Pct
2015	Kansas City	16/0	2	1	1	0	0.0	0	0	--	0	0	0	0	0	0	9	1%
2016	Kansas City	16/1	5	5	0	1	0.0	0	0	--	0	0	0	1	0	0	48	4%
2017	Seattle	12/0	2	2	0	1	0.0	0	0	--	0	0	0	0	0	0	20	2%
2018	Philadelphia	12/0	0	0	0	0	0.0	0	0	--	0	0	0	0	0	0	0	0%
Totals		**56/1**	**9**	**8**	**1**	**2**	**0.0**	**0**	**0**	**--**	**0**	**0**	**0**	**1**	**0**	**0**	**---**	**---**
PLAYOFFS																		
2015	Kansas City	2/0	0	0	0	0	0.0	0	0	--	0	0	0	0	0	0	1	1%
2016	Kansas City	1/0	0	0	0	0	0.0	0	0	--	0	0	0	0	0	0	0	0%
Totals		**3/0**	**0**	**0**	**0**	**0**	**0.0**	**0**	**0**	**--**	**0**	**0**	**0**	**0**	**0**	**0**	**---**	**---**

ADDITIONAL STATISTICS

Special Teams Tackles: 35 - *2018* (4); *2017 (8)*; *2016 (12)*; *2015 (11)* **Postseason Special Teams Tackles:** 1 - *2015 (1)*

Special Teams Fumble Recoveries: 1 - *at LAR (12/16/18)*

CAREER HIGHS		
Tackles	4	12/18/16 vs. Ten.
Sacks	--	---
INTs	--	---
PDs	--	---
FFs	1	11/6/16 vs. Jax.
FRs	1	12/16/18 at LAR

2018 GAME-BY-GAME STATISTICS (PHI)												
Date	Opp		GP/S	Tot	Solo	Sk	Int	PD	FF	FR	Snaps	Pct
Sep 6	Atl	W	1/0	0	0	0.0	0	0	0	0	0	0%
Sep 16	at TB	L	1/0	0	0	0.0	0	0	0	0	0	0%
Sep 23	Ind	W	1/0	0	0	0.0	0	0	0	0	0	0%
Sep 30	at Ten	L	1/0	0	0	0.0	0	0	0	0	0	0%
Oct 7	Min	L	1/0	0	0	0.0	0	0	0	0	0	0%
Oct 11	at NYG	W	0/0	INACTIVE (QUAD)								
Oct 21	Car	L	0/0	INACTIVE (QUAD)								
Oct 28	at Jax	W	1/0	0	0	0.0	0	0	0	0	0	0%
Nov 11	Dal	L	1/0	0	0	0.0	0	0	0	0	0	0%
Nov 18	at NO	L	1/0	0	0	0.0	0	0	0	0	0	0%
Nov 25	NYG	W	1/0	0	0	0.0	0	0	0	0	0	0%
Dec 3	Was	W	1/0	0	0	0.0	0	0	0	0	0	0%
Dec 9	at Dal	L	1/0	0	0	0.0	0	0	0	0	0	0%
Dec 16	at LAR	W	1/0	0	0	0.0	0	0	0	0	0	0%
Dec 23	Hou	W	0/0	INACTIVE (HAMSTRING)								
Dec 30	at Was	W	0/0	INACTIVE (HAMSTRING)								
Totals			**12/0**	**0**	**0**	**0.0**	**0**	**0**	**0**	**0**	**0**	**0%**

COLLEGE HIGHLIGHTS

- Played in 44 career games (32 starts) at Oregon State, recording 209 tackles (120 solo), including 8.5 sacks and 23 TFL, 4 PDs, 2 FFs and 1 INT

TRANSACTIONS

2016 Drafted by KC in 5th round (172nd overall)
Signed 4-year contract

7/28/17 Acquired by SEA from KC in exchange for LB Kevin Pierre-Louis

9/1/18 Waived by SEA

9/2/18 Acquired by PHI off waivers from SEA

LB B.J. BELLO 59

6-3 | 229 2nd Year

DOB: Oct. 31, 1994 (Age 24)

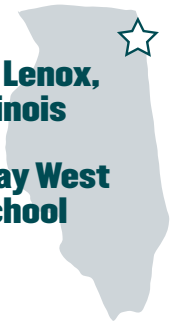

New Lenox, Illinois

Lincoln-Way West High School

Illinois State
UDFA ('17) by Cleveland
Acquired: FA-18

Signed by Philadelphia to the practice squad in Week 7 of 2018, **B.J. Bello** was activated to the 53-man roster in Week 15 at L.A. Rams. In 2017, Bello entered the NFL as an undrafted free agent with Cleveland, where he led the Browns in special teams snaps (294, 68.1%) and ranked 3rd in special teams tackles (7) over 16 games played.

BIRDSEED

Bello (given name is Amin Babajide Bello) is a first generation member of his family to be born in the U.S., with his family immigrating from Nigeria. He earned a degree in community health at Illinois prior to transferring to Illinois State.

Bello prepped at Lincoln-Way West (IL) High School, where he was named All-Area by the Joliet Herald News. He was also an All-State track athlete.

SPECIAL TEAMS SNAPS

CLEVELAND BROWNS IN 2017

294 (68.1%)	B.J. Bello
283 (65.5%)	Matthew Dayes
210 (48.6%)	Dan Vitale
198 (45.8%)	Seth Devalve
169 (39.1%)	Mike Jordan

SPECIAL TEAMS TACKLES

CLEVELAND BROWNS IN 2017

9	Dan Vitale
8	Matthew Dayes
7	B.J. Bello
6	James Burgess Jr.
6	Mike Jordan
6	Josh Keyes

CAREER HIGHLIGHTS

2018 - PHILADELPHIA EAGLES (3/0)

- Made his Eagles debut in the 30-23 victory at LAR (12/16/18), recording 1 special teams tackle

2017 - CLEVELAND BROWNS (16/0)

- Played in every game as a rookie with Cleveland, leading the team in special teams snaps (294, 68.1%) and ranking 3rd in special teams tackles (7), behind **Dan Vitale** (9) and **Matthew Dayes** (8)

COLLEGE HIGHLIGHTS

- Started 11 of 12 games at Illinois State, finishing with 67 tackles, 6.0 sacks and 2 FFs. Earned MVFC All-Newcomer Team honors

LB B.J. BELLO 59

CAREER STATISTICS

			TACKLES					PASS DEFENSE						FUMBLES			DEF SNAPS	
Year	Team	GP/S	Total	Solo	Asst	TFL	Sacks	Int	Yds	Lg	TD	PD	QPH	FF	FR	Yds	No	Pct
2017	Cleveland	16/0	0	0	0	0	0.0	0	0	--	0	0	1	0	0	0	73	7%
2018	Philadelphia	3/0	0	0	0	0	0.0	0	0	--	0	0	0	0	0	0	0	0%
Totals		**19/0**	**0**	**0**	**0**	**0**	**0.0**	**0**	**0**	**--**	**0**	**0**	**1**	**0**	**0**	**0**	**---**	**---**

ADDITIONAL STATISTICS

Special Teams Tackles: 10 - *2018 (3); 2017 (7)*

CAREER HIGHS

Tackles	--	---
Sacks	--	---
INTs	--	---
PDs	--	---
FFs	--	---
FRs	--	---

2018 GAME-BY-GAME STATISTICS (PHI)

Date	Opp		GP/S	Tot	Solo	Sk	Int	PD	FF	FR	Snaps	Pct
ACTIVATED FROM PRACTICE SQUAD TO 53-MAN ROSTER (12/14/18)												
Dec 16	at LAR	W	1/0	0	0	0.0	0	0	0	0	0	0%
Dec 23	Hou	W	1/0	0	0	0.0	0	0	0	0	0	0%
Dec 30	at Was	W	1/0	0	0	0.0	0	0	0	0	0	0%
Totals			**3/0**	**0**	**0**	**0.0**	**0**	**0**	**0**	**0**	**0**	**0%**

2017 GAME-BY-GAME STATISTICS (CLE)

Date	Opp		GP/S	Tot	Solo	Sk	Int	PD	FF	FR	Snaps	Pct
Sep 10	Pit	L	1/0	0	0	0.0	0	0	0	0	0	0%
Sep 17	at Bal	L	1/0	0	0	0.0	0	0	0	0	0	0%
Sep 24	at Ind	L	1/0	0	0	0.0	0	0	0	0	0	0%
Oct 1	Cin	L	1/0	0	0	0.0	0	0	0	0	0	0%
Oct 8	NYJ	L	1/0	0	0	0.0	0	0	0	0	1	2%
Oct 15	at Hou	L	1/0	0	0	0.0	0	0	0	0	0	0%
Oct 22	Ten	L	1/0	0	0	0.0	0	0	0	0	3	4%
Oct 29	Min	L	1/0	0	0	0.0	0	0	0	0	0	0%
Nov 12	at Det	L	1/0	0	0	0.0	0	0	0	0	0	0%
Nov 19	Jax	L	1/0	0	0	0.0	0	0	0	0	10	13%
Nov 26	at Cin	L	1/0	0	0	0.0	0	0	0	0	6	10%
Dec 3	at LAC	L	1/0	0	0	0.0	0	0	0	0	5	7%
Dec 10	GB	L	1/0	0	0	0.0	0	0	0	0	2	3%
Dec 17	Bal	L	1/0	0	0	0.0	0	0	0	0	20	26%
Dec 24	at Chi	L	1/0	0	0	0.0	0	0	0	0	18	29%
Dec 31	at Pit	L	1/0	0	0	0.0	0	0	0	0	8	14%
Totals			**16/0**	**0**	**0**	**0.0**	**0**	**0**	**0**	**0**	**73**	**7%**

COLLEGE HIGHLIGHTS (Continued)

- Transferred from Illinois in 2016, where he appeared in 21 games over three seasons

TRANSACTIONS

2017	Signed by CLE as undrafted free agent
9/1/17	Waived by CLE
9/4/17	Signed by CLE to practice squad
9/8/17	Promoted by CLE from practice squad to active roster
9/1/18	Waived by CLE
9/3/18	Signed by CLE to practice squad
9/18/18	Released by CLE from practice squad
10/16/18	Signed by PHI to practice squad
12/14/18	Promoted by PHI from practice squad to active roster

DE MICHAEL BENNETT 77

6-4 | 274 | **10th Year**

DOB: Nov. 13, 1985 (Age 33)

2013

Alief, Texas

Alief Taylor High School

PRO BOWL 2018

PRO BOWL 2017

PRO BOWL 2016

Texas A&M

UDFA ('09) by Seattle

Acquired: T-Sea-18



A three-time Pro Bowler and **Super Bowl XLVIII** champion with Seattle, **Michael Bennett** was acquired by the Eagles in a trade with the Seahawks during the 2018 offseason. Bennett currently leads the Eagles in sacks (8.0) and has recorded the 5th-most TFL in the NFL since 2009.

MOST TACKLES FOR LOSS

NFL PLAYERS SINCE 2009

J.J. Watt	154
Calais Campbell	139
Von Miller	125
Michael Bennett	118
Clay Matthews	118
Terrell Suggs	114

MOST QB HITS

NFL PLAYERS IN 2018*

Aaron Donald	41
Fletcher Cox	34
Yannick Ngakoue	33
Michael Bennett	30

** According to radar360*

SACK LEADERS

UNDRAFTED NFL PLAYERS (SINCE 2009)

Cameron Wake	98.0
Michael Bennett	63.0
James Harrison	56.0
Chris Clemons	52.0

BIRDSEED

@mosesbread72

Bennett was nominated for the **Walter Payton Man of the Year Award** in 2017.

Bennett's foundation works to fight obesity through OCEAN (fighting Obesity through Community, Education, Activity and Nutrition) sports camps.

Bennett pledged his endorsement money in 2017 to rebuild minority communities through STEAM (science, technology, engineering, arts, and mathematics) programs and initiatives that directly affect minority women.

Bennett has also partnered with multiple organizations to start gardening programs for youth in juvenile detention.

Bennett's brother, Martellus (TE), was selected by Dallas in the 2008 NFL Draft and has played in 144 career games.

CAREER HIGHLIGHTS

- Earned three consecutive **Pro Bowl** nods following the 2015-17 seasons
- Played a key role on Seattle's **Super Bowl XLVIII**-winning defense in 2013. Led the team with 8.5 sacks and 14 TFL while adding 1.5 sacks, 2 FFs and 2 FRs in the postseason
- His 63.0 career sacks are the 2nd-most by an undrafted player since he entered the league in 2009, trailing only **Cameron Wake** (98.0)
- Is one of 11 NFL players with 5.0+ sacks in every season dating back to 2012 (career-high 10.0 sacks with Seattle in 2015)

CAREER STATISTICS

			TACKLES					PASS DEFENSE						FUMBLES			DEF SNAPS	
Year	**Team**	**GP/S**	**Total**	**Solo**	**Asst**	**TFL**	**Sacks**	**Int**	**Yds**	**Lg**	**TD**	**PD**	**QPH**	**FF**	**FR**	**Yds**	**No**	**Pct**
2009	Tampa Bay	7/0	5	4	1	4	1.0	0	0	--	0	0	0	0	0	0	N/A	N/A
2010	Tampa Bay	13/2	21	14	7	4	1.0	0	0	--	0	0	6	0	0	0	N/A	N/A
2011	Tampa Bay	14/10	47	32	15	9	4.0	0	0	--	0	0	13	1	2	0	N/A	N/A
2012	Tampa Bay	16/16	41	34	7	18	9.0	0	0	--	0	3	18	3	0	0	956	89%
2013	Seattle	16/3	31	17	14	9	8.5	0	0	--	0	0	25	1	1	22t	598	57%
2014	Seattle	16/16	39	27	12	14	7.0	0	0	--	0	0	19	1	0	0	829	85%
2015	Seattle	16/16	52	33	19	18	10.0	0	0	--	0	0	29	2	0	0	812	82%
2016	Seattle	11/11	34	23	11	14	5.0	0	0	--	0	0	20	0	0	0	565	52%
2017	Seattle	16/16	40	25	15	14	8.5	0	0	--	0	1	24	0	0	0	931	85%
2018	Philadelphia	16/10	36	26	10	15	9.0	0	0	--	0	1	51	2	0	0	716	69%
Totals		**141/100**	**346**	**235**	**111**	**119**	**63.0**	**0**	**0**	**--**	**0**	**5**	**205**	**10**	**3**	**22**	**---**	**---**
PLAYOFFS																		
2013	Seattle	3/1	11	6	5	1	1.5	0	0	--	0	0	1	2	2	17	138	69%
2014	Seattle	3/3	9	5	4	2	0.0	0	0	--	0	0	5	0	0	0	192	91%
2015	Seattle	2/2	10	7	3	1	0.0	0	0	--	0	2	1	1	0	0	109	88%
2016	Seattle	2/2	6	5	1	3	2.0	0	0	--	0	1	2	0	0	0	113	89%
Totals		**10/8**	**36**	**23**	**13**	**7**	**3.5**	**0**	**0**	**--**	**0**	**3**	**9**	**3**	**2**	**17**	**---**	**---**

CAREER HIGHS

Tackles	7	2x, last: 12/9/19 at Dal.
Sacks	3.5	10/22/15 at SF
PDs	2	9/23/12 at Dal.
FFs	1	13x, last: 12/9/18 at Dal.
FRs	1	5x, last: 1/19/14 vs. SF (Div.)

MULTI-SACK GAMES (10)

Date	Opponent	Sacks
10/22/15	at San Francisco 49ers (W, 20-3)	3.5
11/11/18	vs. Dallas Cowboys (L, 20-27)	2.0
9/4/14	vs. Green Bay Packers (W, 36-16)	2.0
12/9/12	vs. Philadelphia Eagles (L, 21-23)	2.0
9/23/12	at Dallas Cowboys (L, 10-16)	2.0
10/3/11	vs. Indianapolis Colts (W, 24-17)	2.0
12/9/18	at Dallas Cowboys (L, 23-29)	1.5
10/29/17	vs. Houston Texans (W, 41-38)	1.5
9/10/17	at Green Bay Packers (L, 9-17)	1.5
9/22/13	vs. Jacksonville Jaguars (W, 45-17)	1.5

TOUCHDOWNS (1)

Date	Opponent	TDs
12/2/13	vs. New Orleans Saints (W, 34-7)	22-yard FR

CAREER HIGHLIGHTS (Continued)

2018 - PHILADELPHIA EAGLES (16/10)

- Finished the regular season ranked 2nd on the defense in sacks (9.0) and 1st in TFL (15). Also ranked 2nd in combined quarterback hits and pressures (51). According to *radar360*, finished the year ranked 4th in the NFL in QB hits (33) behind only **Aaron Donald** (41), **Fletcher Cox** (34) and **Yannick Ngakoue** (33)
- Recorded a sack and 3 TFL in the playoff-clinching win at Was. (12/30/18)
- Logged 5 QB hits and his second multi-sack game of the season at Dal. (12/9/18) when he recorded 1.5 sacks of **Dak Prescott**, including a strip-sack. Also registered 3 TFL, marking the highest single-game total by an Eagle in 2018. His 7 tackles tied for a single-game career high
- Recorded a key 11-yard sack of Giants QB **Eli Manning** in the third quarter of the team's win vs. NYG (11/25/18)
- Logged his first multi-sack game as an Eagle when he brought down **Prescott** twice vs. Dal. (11/11/18)
- Factored in on a sack for the fourth time in five games when he split a sack of Jaguars QB **Blake Bortles** at Jax.)10/28/18)
- Registered his third sack in four games when he dropped Panthers QB **Cam Newton** vs. Car. (10/21/18)
- Notched his second sack of the season in the 1st quarter at NYG (10/11/18) when he strip-sacked Manning to pin the Giants on their own 1 yard line. Recorded a season-high 6 tackles, including a TFL
- Recorded his first sack as an Eagle at Ten. (9/30/18)

2018 GAME-BY-GAME STATISTICS (PHI)												
Date	Opp		GP/S	Tot	Solo	Sk	Int	PD	FF	FR	Snaps	Pct
Sep 6	Atl	W	1/0	2	1	0.0	0	0	0	0	45	64%
Sep 16	at TB	L	1/0	2	1	0.0	0	0	0	0	24	41%
Sep 23	Ind	W	1/0	1	1	0.0	0	1	0	0	35	59%
Sep 30	at Ten	L	1/0	1	1	1.0	0	0	0	0	36	51%
Oct 7	Min	L	1/1	2	1	0.0	0	0	0	0	49	79%
Oct 11	at NYG	W	1/0	6	4	1.0	0	0	1	0	47	72%
Oct 21	Car	L	1/0	2	1	1.0	0	0	0	0	32	54%
Oct 28	at Jax	W	1/1	1	0	0.5	0	0	0	0	55	86%
Nov 11	Dal	L	1/1	2	2	2.0	0	0	0	0	50	73%
Nov 18	at NO	L	1/1	3	3	0.0	0	0	0	0	42	60%
Nov 25	NYG	W	1/1	1	1	1.0	0	0	0	0	36	58%
Dec 3	Was	W	1/1	2	2	0.0	0	0	0	0	37	82%
Dec 9	at Dal	L	1/1	7	5	1.5	0	0	1	0	74	75%
Dec 16	at LAR	W	1/1	0	0	0.0	0	0	0	0	61	80%
Dec 23	Hou	W	1/1	1	0	0.0	0	0	0	0	52	80%
Dec 30	at Was	W	1/1	3	3	1.0	0	0	0	0	41	91%
Totals			**16/10**	**36**	**26**	**9.0**	**0**	**1**	**2**	**0**	**716**	**69%**

2017 GAME-BY-GAME STATISTICS (SEA)												
Date	Opp		GP/S	Tot	Solo	Sk	Int	PD	FF	FR	Snaps	Pct
Sep 10	at GB	L	1/1	3	2	1.5	0	0	0	0	66	81%
Sep 17	SF	W	1/1	3	2	1.0	0	1	0	0	42	86%
Sep 24	at Ten	L	1/1	3	3	0.0	0	0	0	0	64	88%
Oct 1	Ind	W	1/1	2	0	0.5	0	0	0	0	51	85%
Oct 8	at LAR	W	1/1	4	3	1.0	0	0	0	0	60	81%
Oct 22	at NYG	W	1/1	0	0	0.0	0	0	0	0	52	88%
Oct 29	Hou	W	1/1	6	4	1.5	0	0	0	0	59	83%
Nov 5	Was	L	1/1	2	1	1.0	0	0	0	0	58	92%
Nov 9	at Ari	W	1/1	3	1	0.0	0	0	0	0	68	85%
Nov 20	Atl	L	1/1	2	2	0.0	0	0	0	0	55	89%
Nov 26	at SF	W	1/1	4	3	1.0	0	0	0	0	54	76%
Dec 3	Phi	W	1/1	1	0	0.0	0	0	0	0	67	89%
Dec 10	at Jax	L	1/1	1	1	0.0	0	0	0	0	57	86%
Dec 17	LAR	L	1/1	1	0	0.0	0	0	0	0	52	77%
Dec 24	at Dal	W	1/1	4	3	1.0	0	0	0	0	68	92%
Dec 31	Ari	L	1/1	1	0	0.0	0	0	0	0	58	82%
Totals			**16/16**	**40**	**25**	**8.5**	**0**	**1**	**0**	**0**	**931**	**85%**

CAREER HIGHLIGHTS (Continued)

2017 - SEATTLE SEAHAWKS (16/16)

- Voted to his third career **Pro Bowl** after ranking 2nd on the Seahawks defense in sacks (8.5) and leading the team in tackles for loss (14) and QB hits (24)

2016 - SEATTLE SEAHAWKS (11/11, 2/2)

- Selected to his second career **Pro Bowl** despite missing 5 games with a knee injury. Posted 5.0 sacks while leading Seattle in tackles for loss (14)

2015 - SEATTLE SEAHAWKS (16/16, 2/2)

- Named to his first career **Pro Bowl** after leading the team with a career-high 10.0 sacks
- Produced a career-high 3.5 sacks in the 20-3 win at SF (10/22/15). Became just the seventh player in Seahawks history to record at least 3.5 sacks in a single game (first since **Chris Clemons**' 4.0-sack game on 9/14/12 vs. GB)

2014 - SEATTLE SEAHAWKS (16/16, 3/3)

- Posted 7.0 sacks and helped Seattle's defense lead the league in scoring defense for a third consecutive year, becoming just the third team in NFL history to do so

2013 - SEATTLE SEAHAWKS (16/3, 3/1)

- Played a key role on Seattle's **Super Bowl XLVIII**-winning defense. Led the team with 8.5 sacks, 14 TFL and 25 QB hits while adding 1.5 sacks, 2 FFs and 2 FRs in the postseason
- Helped the Seahawks lead the NFL in total defense, passing defense, turnover margin and points allowed
- Recovered the fumble on a **Cliff Avril** strip-sack of Saints QB **Drew Brees** and returned it 22 yards for his first career TD in the 34-7 win vs. NO (12/2/13)

2012 - TAMPA BAY BUCCANEERS (16/16)

- Led the Buccaneers with 9.0 sacks

COLLEGE HIGHLIGHTS

- Recorded 42 tackles, 12 TFL and 2.0 sacks as a full-time starter at Texas A&M in 2008. Named honorable mention All-Big 12 by the league's coaches in 2007

TRANSACTIONS

2009	Signed by SEA as UDFA
10/10/09	Waived by SEA
10/12/09	Claimed off waivers by TB
3/19/12	Signed by TB to 1-year tender
3/16/13	Signed by SEA
3/11/14	Signed by SEA to 4-year contract extension
12/30/16	Signed by SEA to 3-year contract extension
3/14/18	Traded with 2018 7th-round draft choice from SEA to PHI in exchange for WR **Marcus Johnson** and 2018 5th-round draft choice

LB NIGEL BRADHAM 53

6-2 | 241 7th Year

DOB: Sept. 4, 1989 (Age 29)

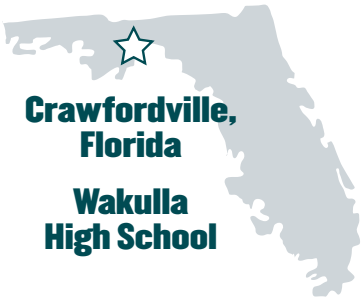

Crawfordville, Florida

Wakulla High School

Florida State
D4a-12 (105th overall) by Buffalo
Acquired: FA-Buf-16

2017

Nigel Bradham (pronounced BRAD-em) was signed by Philadelphia to a 5-year contract in the 2018 offseason after leading all Eagles LBs in tackles (184), sacks (3.0), FFs (3) and PDs (13) from 2016-17. In 2017, Bradham played a key role in Philadelphia's **Super Bowl LII**-winning defense and finished 3rd on the team with 85 tackles in the regular season.

MOST TACKLES

EAGLES PLAYERS IN 2017

Malcolm Jenkins	119
Jalen Mills	86
Nigel Bradham*	85
Rodney McLeod	78
Mychal Kendricks*	72

EAGLES PLAYERS IN 2016

Rodney McLeod	117
Malcolm Jenkins	114
Nigel Bradham*	99
Jordan Hicks*	95
Jalen Mills	67

** Eagles linebackers*

THREE STEP DROP

First job: Stocked frozen foods in the dairy section at Winn-Dixie. "I quit after three days. It was too cold!"

"Welcome to the NFL" moment: Having to hit former NFL fullback Vonta Leach his rookie year. "I was sore after that one."

Unique training methods: Yoga

NFL players he looked up to growing up: Derrick Brooks & Ray Lewis

If he could play another sport, what position: First or third base for the Miami Marlins

Three favorite throwback jerseys: Deion Sanders, Atlanta Falcons; Derrick Brooks, Tampa Bay Buccaneers; Dick Butkus, Chicago Bears

CAREER HIGHLIGHTS

2018 - PHILADELPHIA EAGLES (15/15)

- Sacked Giants QB **Eli Manning** and recorded 1 PD in the 34-13 win at NYG (10/11/8)
- Recovered a fumble by Vikings RB **Roc Thomas** in the fourth quarter vs. Min. (10/7/18). Has recovered a fumble in each of the last three seasons with the Eagles
- Posted 7 tackles (3 solo) and 1.0 sack of Buccaneers QB **Ryan Fitzpatrick** in his season debut at TB (9/16/18)

2017 - PHILADELPHIA EAGLES (15/15, 3/3)

- Led Eagles LBs with 85 tackles (67 solo) and had a career-high 8 PDs. Added 12 tackles (10 solo), 1.0 sack and 1 PD during the team's **Super Bowl LII**-winning postseason run

CAREER STATISTICS																		
			TACKLES					PASS DEFENSE						FUMBLES			DEF SNAPS	
Year	Team	GP/S	Total	Solo	Asst	TFL	Sacks	Int	Yds	Lg	TD	PD	QPH	FF	FR	Yds	No	Pct
2012	Buffalo	16/11	47	27	20	2	0.0	0	--	--	0	1	0	0	1	0	395	36%
2013	Buffalo	16/2	38	21	17	1	0.0	0	--	--	0	0	0	0	0	--	285	25%
2014	Buffalo	14/14	102	65	37	6	2.5	1	0	0	0	7	7	2	0	--	805	74%
2015	Buffalo	11/11	57	42	15	4	1.0	0	--	--	0	4	3	0	0	--	728	67%
2016	Philadelphia	16/16	99	67	32	7	2.0	1	28	28	0	5	2	2	1	0	990	97%
2017	Philadelphia	15/15	85	67	18	5	1.0	0	--	--	0	8	2	1	1	37	923	90%
2018	Philadelphia	15/15	94	74	20	3	2.0	0	0	--	0	4	3	0	1	0	920	89%
Totals		**103/84**	**516**	**359**	**157**	**28**	**8.5**	**2**	**28**	**28**	**0**	**29**	**17**	**5**	**4**	**37**	**---**	**---**
PLAYOFFS																		
2017	Philadelphia	3/3	12	10	2	1	1.0	0	--	--	0	1	1	0	0	--	206	100%
Totals		**3/3**	**12**	**10**	**2**	**1**	**1.0**	**0**	**--**	**--**	**0**	**1**	**1**	**0**	**0**	**--**	**---**	**---**

ADDITIONAL STATISTICS

Fumble Recovery TD: 11/19/17 at Dal. (37 yards) **Special Teams Tackles:** 28 - *2016 (3); 2015 (1); 2014 (1); 2013 (13); 2012 (10)*

CAREER HIGHS		
Tackles	14	12/22/16 vs. NYG
Sacks	1.5	9/28/14 at Hou.
INTs	1	2x, last: 9/19/16 at Chi.
PDs	2	5x, last: 12/30/18 at Was.
FFs	1	5x, last: 12/10/17 at LAR
FRs	1	4x, last: 10/7/18 vs. Min.

CAREER HIGHLIGHTS (Continued)

- Sacked Falcons QB **Matt Ryan** on third down in the third quarter of the NFC Divisional Playoff vs. Atl. (1/13/18). Helped set up a scoring drive that culminated with a game-winning, 37-yard FG by **Jake Elliott**
- Forced a fumble of Rams WR **Tavon Austin** on a lateral play that was picked up by **Brandon Graham** and returned for the victory sealing TD in the division-clinching, 43-35 win at LAR (12/10/17)
- Recovered the fumble on a **Derek Barnett** strip-sack of Cowboys QB **Dak Prescott** and returned it 37 yards for his first career TD at Dal. (11/19/17)

2016 - PHILADELPHIA EAGLES (16/16)

- Led Eagles LBs with 99 tackles (67 solo) and a career-high 7 TFL while tying for the team-lead with 2 FFs. Also started a career-high 16 games
- Totaled a career-high 14 tackles vs. NYG (12/22/16)
- Intercepted Bears QB **Jay Cutler** in the third quarter at Chi. (9/19/16). Returned it 28 yards to Chicago's 2-yard line to set up a **Carson Wentz**-to-**Trey Burton** TD

BIRDSEED

Bradham was a consensus five-star prospect and earned *Parade* All-America honors after finishing his career at Wakulla High School with over 430 tackles and 20 sacks. As a senior in 2007, Bradham earned first-team 3A All-State honors and was named the *Tallahassee Democrat* All-Big Bend Defensive Player of the Year, compiling 145 tackles, 8 sacks and 4 INTs. He was a finalist for the 2008 U.S. Army Player of the Year award and earned a spot in the U.S. Army All-American Bowl.

Bradham graduated from Florida State in December 2011 with a degree in social science.

@NigelBradham_13 @5trey_

2018 GAME-BY-GAME STATISTICS (PHI)												
Date	**Opp**		**GP/S**	**Tot**	**Solo**	**Sk**	**Int**	**PD**	**FF**	**FR**	**Snaps**	**Pct**
Sep 6	Atl	W	0/0	SUSPENDED BY NFL								
Sep 16	at TB	L	1/1	7	3	1.0	0	0	0	0	47	81%
Sep 23	Ind	W	1/1	1	1	0.0	0	0	0	0	41	69%
Sep 30	at Ten	L	1/1	6	4	0.0	0	0	0	0	57	80%
Oct 7	Min	L	1/1	8	6	0.0	0	0	0	1	59	95%
Oct 11	at NYG	W	1/1	6	6	1.0	0	1	0	0	64	98%
Oct 21	Car	L	1/1	7	5	0.0	0	0	0	0	59	100%
Oct 28	at Jax	W	1/1	7	6	0.0	0	1	0	0	62	97%
Nov 11	Dal	L	1/1	9	8	0.0	0	0	0	0	69	100%
Nov 18	at NO	L	1/1	5	3	0.0	0	0	0	0	70	100%
Nov 25	NYG	W	1/1	6	4	0.0	0	0	0	0	62	100%
Dec 3	Was	W	1/1	5	3	0.0	0	0	0	0	45	100%
Dec 9	at Dal	L	1/1	11	10	0.0	0	0	0	0	99	100%
Dec 16	at LAR	W	1/1	6	5	0.0	0	0	0	0	76	100%
Dec 23	Hou	W	1/1	6	6	0.0	0	0	0	0	65	100%
Dec 30	at Was	W	1/1	4	4	0.0	0	2	0	0	45	100%
Totals			**15/15**	**94**	**74**	**2.0**	**0**	**4**	**0**	**1**	**920**	**89%**

2017 GAME-BY-GAME STATISTICS (PHI)												
Date	**Opp**		**GP/S**	**Tot**	**Solo**	**Sk**	**Int**	**PD**	**FF**	**FR**	**Snaps**	**Pct**
Sep 10	at Was	W	1/1	4	3	0.0	0	1	0	0	63	100%
Sep 17	at KC	L	1/1	4	2	0.0	0	0	0	0	53	100%
Sep 24	NYG	W	1/1	7	6	0.0	0	0	0	0	69	100%
Oct 1	at LAC	W	1/1	5	5	0.0	0	0	0	0	57	100%
Oct 8	Ari	W	1/1	7	7	0.0	0	0	0	0	45	75%
Oct 12	at Car	W	1/1	10	7	0.0	0	2	0	0	78	95%
Oct 23	Was	W	1/1	3	3	0.0	0	0	0	0	64	100%
Oct 29	SF	W	1/1	3	2	0.0	0	1	0	0	66	100%
Nov 5	Den	W	1/1	5	4	1.0	0	0	0	0	54	84%
Nov 19	at Dal	W	1/1	6	5	0.0	0	0	0	1	63	100%
Nov 26	Chi	W	1/1	1	0	0.0	0	0	0	0	44	80%
Dec 3	at Sea	L	1/1	6	4	0.0	0	0	0	0	62	100%
Dec 10	at LAR	W	1/1	5	4	0.0	0	2	1	0	48	100%
Dec 17	at NYG	W	1/1	10	7	0.0	0	2	0	0	88	100%
Dec 25	Oak	W	1/1	9	8	0.0	0	0	0	0	69	100%
Dec 31	Dal	L	0/0	INACTIVE								
Totals			**15/15**	**85**	**67**	**1.0**	**0**	**8**	**1**	**1**	**923**	**90%**
PLAYOFFS												
Jan 13	Atl	W	1/1	3	2	1.0	0	1	0	0	63	100%
Jan 21	Min	W	1/1	3	3	0.0	0	0	0	0	67	100%
Feb 4	at NE	W	1/1	6	5	0.0	0	0	0	0	76	100%
Totals			**3/3**	**12**	**10**	**1.0**	**0**	**1**	**0**	**0**	**206**	**100%**

CAREER HIGHLIGHTS (Continued)

2015 - BUFFALO BILLS (11/11)

- Registered 57 tackles (42 solo), 1.0 sack and 4 PDs

2014 - BUFFALO BILLS (14/14)

- Set career highs in tackles (102) and sacks (2.5)
- Recorded the first INT of his career when he picked off Texans QB **Ryan Fitzpatrick** at Hou. (9/28/14)

2013 - BUFFALO BILLS (16/2)

- Finished with 38 tackles (21 solo) and also posted a career-high 13 special teams tackles

2012 - BUFFALO BILLS (16/11)

- Started the final 11 contests of his rookie season and recorded 47 tackles (27 solo), 1 PD and 1 FR

COLLEGE HIGHLIGHTS

- Appeared in 53 games (39 starts) at Florida State. During his four-year career, recorded 306 tackles (189 solo), 21.5 TFL and 9.0 sacks. Led the Seminoles in tackles in three consecutive seasons (2009-11)

G BRANDON BROOKS 79

6-5 | 335 7th Year

DOB: Aug. 19, 1989 (Age 29)

Milwaukee, Wisconsin

Riverside University High School

Miami (Ohio)
D3b-12 (76th overall)
by Houston
Acquired: FA-Hou-16



2018 2019 2017

One of the top offensive guards in the NFL, Brandon Brooks was named to his first career Pro Bowl in 2017. Originally selected by the Texans in the 3rd round (76th overall) of the 2012 NFL Draft, Brooks signed a 5-year contract with the Eagles during the 2016 offseason.

THREE STEP DROP

First jersey: Ray Allen, Milwaukee Bucks

If he could be any superhero: Deadpool, The Flash, or Wolverine

First job: Worked on the grounds crew in college at Miami. Landscaped and poured concrete

Best players he has faced: Geno Atkins and Ndamukong Suh

Hobbies: Golfing and reading

Favorite Halloween costume: The Black Ranger from *Power Rangers*

Three favorite throwback jerseys: Reggie White, Philadelphia Eagles; Satchel Paige; George Gervin

Favorite Philadelphia restaurant: Ralph's Italian Resturant

Favorite books: *Zero to One* by Peter Thiel, *Outliers* by Malcolm Gladwell, and *The Road to Character* by David Brooks

CAREER HIGHLIGHTS

- Earned his first career **Pro Bowl** nod after playing an integral role on the Eagles' **Super Bowl LII**-winning offensive line. In 2017, helped the team rank 3rd in the NFL in offensive points (414, tied) and rushing offense (132.2) and 7th in total offense (365.8)
- Started 14 games at right guard in his first season with the Eagles in 2016
- In 2015, started 14 games for Houston, opening 13 contests at right guard and 1 at left guard. Also started the Texans' Wild Card game vs. KC (1/9/16)
- Opened 15 games for the Texans at right guard in 2014 and paved the way for the Texans ground game to accumulate 2,161 yards, the 2nd-most rushing yards in a single season in franchise history and the 5th-highest total in the NFL that season. Was part of an offensive line that surrendered just 26 sacks, marking the 4th-best total in the NFL
- Became a full-time starter in 2013 and opened 15 contests for the Texans at right guard

COLLEGE HIGHLIGHTS

- Started 41 of the 45 games he played for the Miami University (Ohio) RedHawks and was a three-time All-Mid-American Conference second-team selection
- Registered 287 knockdowns and 47 touchdown-resulting blocks, including 35 touchdown-resulting blocks on the RedHawks' 40 rushing touchdowns during his career

COMMENCEMENT SPEECH

In May 2018, Brooks returned to his alma mater at Miami (Ohio) to deliver a commencement speech to a graduating class of more than 4,000 students. His inspirational speech highlighted his battle with anxiety and also touched on the importance of having a positive outlook on life.

"I am proud of a number of accomplishments I achieved this year - Pro Bowl, Super Bowl - but I am especially proud of defeating the anxiety that has affected me in the past. Truth be told - today I'm feeling a little anxious, but I've learned through therapy to not worry or care about making a mistake. Why? Because the best thing about life is that it goes on."

HOMETOWN PRIDE

An avid fan of Wisconsin sports, Brooks' favorite teams growing up were the Green Bay Packers, Milwaukee Brewers and Milwaukee Bucks. His favorite athletes as a kid were Ray Allen, Sam Cassell, Brett Favre, Ahman Green and Glenn Robinson. The first jersey he ever owned was a Ray Allen Bucks jersey. If he could play another professional sport, he would want to be a pitcher for the Brewers.

AN EARLY INFLUENCE

Brooks took up football at the age of 12 when he played tight end and middle linebacker for the Riverside Tigers. He cites his former neighbor, Jarrod Johnson, as the biggest influence on his football career. Johnson, a former offensive lineman himself, played with the San Diego Chargers, the Pittsburgh Steelers and the Sacramento Surge of the World League. The two still talk to this day.

BIRDSEED

Brooks attended Riverside University (Milwaukee, WI) HS, where he played both offense and defense. Brooks was named a two-time team MVP and served as a captain as a senior, leading the team to an 11-2 record and an appearance in the state playoffs. He also played basketball and baseball for the Tigers and threw the shotput.

Brooks is the son of Dorothy and Robert Brooks. He earned his degree in psychology from Miami University (Ohio).

@bbrooks_79

COLLEGE HIGHLIGHTS (Continued)

- Made the switch to right guard for his senior season (2011) and started all 12 games, earning an appearance in the East-West Shrine Game
- Missed the beginning of his junior season (2010) with an injury, but returned to start two games at left tackle and four games at left guard, helping the RedHawks go 6-0 in those contests. Despite the injury, earned All-MAC second-team honors for a second-consecutive season
- As a sophomore in 2009, earned second-team All-MAC honors after starting 12 games at left tackle and registering 12 touchdown-resulting blocks
- Was named the RedHawks Freshman of the Year as a redshirt freshman in 2008 after he started all 12 games at left guard and recorded 70 knockdowns

TRANSACTIONS

2012	Drafted by HOU in 3rd round (76th overall)
	Signed 4-year contract
3/9/16	Agreed to terms with PHI on a 5-year contract

CAREER STATISTICS

			STARTS		OFF SNAPS	
Year	**Team**	**GP/S**	**LG**	**RG**	**No**	**Pct**
2012	Houston	6/0	0	0	110	10%
2013	Houston	15/15	0	15	1043	93%
2014	Houston	15/15	0	15	985	89%
2015	Houston	14/14	1	13	981	83%
2016	Philadelphia	14/14	0	14	991	87%
2017	Philadelphia	16/16	0	16	1077	95%
2018	Philadelphia	16/16	0	1	1087	99%
Totals		**96/90**	**1**	**89**	**---**	**---**
PLAYOFFS						
2012	Houston	2/0	0	0	63	40%
2015	Houston	1/1	0	1	64	100%
2017	Philadelphia	3/3	0	3	207	100%
Totals		**6/4**	**0**	**4**	**---**	**---**

DT FLETCHER COX 91

6-4 | 310 7th Year

DOB: Dec. 13, 1990 (Age 28)

Yazoo City, Mississippi

☆

Yazoo City High School

Mississippi State

D1-12 (12th overall) by Philadelphia

2017

One of the NFL's best defensive players, **Fletcher Cox** was originally selected by Philadelphia with the 12th-overall pick in the 2012 NFL Draft, which the Eagles traded up three spots to move into. A three-time Pro Bowler and three-time second-team All-Pro honoree, Cox has produced 44.5 career sacks, which are the most by an interior DL in Eagles history.

AP 2014 | AP 2015 | AP 2017

Pro Bowl 2016 | Pro Bowl 2017 | Pro Bowl 2018 | Pro Bowl 2019

MOST SACKS

EAGLES PLAYERS IN 2017

9.5	Brandon Graham
5.5	Fletcher Cox
5.0	*Several players tied*

CAREER SACKS

ALL-TIME EAGLES INTERIOR DL

FLETCHER COX 44.5

ANDY HARMON 39.5

KEN CLARKE 32.5

COREY SIMON 32.0

THREE STEP DROP

Favorite meal: Mom's baked beans, mac and cheese, grilled chicken and pork chops

Best player he has ever faced: Cowboys T Tyron Smith

If he could play another sport, what position: First baseman, New York Yankees

First jersey owned: LaDanian Tomlinson, San Diego Chargers

Three favorite throwback jerseys: Michael Jordan, Chicago Bulls; Ronnie Lott, San Francisco 49ers; Ken Griffey Jr., Cincinnati Reds

CAREER HIGHLIGHTS

- Is a four-time **Pro Bowl** selection (2015-18), the most ever by an Eagles DT
- Voted second-team **All-Pro** by the *Associated Press* in 2014, 2015 and 2017
- His 44.5 career sacks are the most by an interior defensive lineman in Eagles history (6th-most overall)
- Posted a team-high-tying 13 QB pressures and hits along with 1.0 sack and a team-leading 2 TFL during the Eagles' **Super Bowl LII**-winning postseason run

CAREER STATISTICS

			TACKLES					PASS DEFENSE						FUMBLES			DEF SNAPS	
Year	Team	GP/S	Total	Solo	Asst	TFL	Sacks	Int	Yds	Lg	TD	PD	QPH	FF	FR	Yds	No	Pct
2012	Philadelphia	15/9	65	46	19	7	5.5	0	0	--	0	2	24	0	0	0	509	49%
2013	Philadelphia	16/16	66	44	22	1	3.0	0	0	--	0	3	21	0	1	3	882	73%
2014	Philadelphia	16/16	70	59	11	7	4.0	0	0	--	0	0	14	1	3	21	921	80%
2015	Philadelphia	16/16	104	80	24	16.5	9.5	0	0	--	0	0	32	3	2	0	983	81%
2016	Philadelphia	16/16	53	34	19	10	6.5	0	0	--	0	4	21	1	1	0	773	76%
2017	Philadelphia	14/14	35	23	12	4	5.5	0	0	--	0	3	34	1	2	20	608	59%
2018	Philadelphia	16/16	53	38	15	12	10.5	0	0	--	0	1	74	1	1	0	830	80%
Totals		**109/103**	**446**	**324**	**122**	**57.5**	**44.5**	**0**	**0**	**--**	**0**	**13**	**219**	**7**	**10**	**44**	**---**	**---**
PLAYOFFS																		
2013	Philadelphia	1/1	3	3	0	0	0.0	0	0	--	0	0	0	0	0	0	61	85%
2017	Philadelphia	3/3	13	10	3	2	1.0	0	0	--	0	0	13	0	0	0	178	86%
Totals		**4/4**	**16**	**13**	**3**	**2**	**1.0**	**0**	**0**	**--**	**0**	**0**	**13**	**0**	**0**	**0**	**---**	**---**

ADDITIONAL STATISTICS

Fumble Recovery TDs: 2 - 9/10/17 at Washington (20 yards); 9/7/14 at Jacksonville (17 yards)

CAREER HIGHS

Tackles	13	12/7/14 vs. Sea.
Sacks	3.0	2x, last: 12/30/18 at Was.
INTs	--	---
PDs	2	10/12/17 at Car.
FFs	2	10/11/15 vs. NO
FRs	1	10x, last: 12/23/18 vs. Hou.

THE MECHANIC

One of Cox's passions off the field is fixing up old cars. In fact, he believes he'd most likely work as a mechanic if he wasn't playing football. "I didn't have much of a choice. It runs in the family," said Cox, who now has his own drag racing team using a 1991 Ford Mustang drag radial, which is driven by Shawn Ayers. The team competes in professional events around the country.

@fcoxx_91 @fcoxx_91

CAREER HIGHLIGHTS (Continued)

2018 - PHILADELPHIA EAGLES (16/16)

- Finished the season with a career-high 10.5 sacks
- Led the Eagles defense with a career-high-tying 3.0 sacks along with 4 solo tackles (3 TFL), 1 FF and 6 QB pressures and hits in the 24-0 playoff-clinching win at Was. (12/30/18)
- Recovered a key fourth-quarter fumble following a strip-sack of Texans QB **Deshaun Watson** by **Chris Long** in the 32-30 win vs. Hou. (12/23/18). His 10 career FRs are tied for the 4th-most in Eagles all-time history, behind **Mike Jarmoluk** (12, 1949-55), **Reggie White** (11, 1985-92) and **Vic Sears** (11, 1941-53).
- Sacked Rams QB **Jared Goff** for an 8-yard loss on 3rd-and-11 in the second quarter of the 30-23 win at LAR (12/16/18)
- Totaled 7 QB pressures and hurries, including 1.5 sacks, and added 3 tackles (1 TFL) at Dal. (12/9/18)
- Sacked Redskins QB **Mark Sanchez** in the fourth quarter of the 28-13 win vs. Was. (12/3/18)
- Registered 6 tackles (3 solo), including 1 TFL, 6 QB pressures and hits and 1.0 sack of Giants QB **Eli Manning** in the 34-13 win at NYG (10/11/18)
- Combined with **Derek Barnett** to sack Colts QB **Andrew Luck** in the win vs. Ind. (9/24/18). Contributed to sacks in each of the first 3 games of the season
- Sacked Buccaneers QB **Ryan Fitzpatrick** in the first quarter at TB (9/16/18). Also totaled a season-high 7 tackles (5 solo), 2 TFL and a team-high 7 QB pressures and hits
- Recorded 1.5 sacks and 1 TFL along with a team-leading 7 QB pressures and hits vs. Atl. (9/6/18)

2018 GAME-BY-GAME STATISTICS (PHI)												
Date	Opp		GP/S	Tot	Solo	Sk	Int	PD	FF	FR	Snaps	Pct
Sep 6	Atl	W	1/1	2	2	1.5	0	0	0	0	65	93%
Sep 16	at TB	L	1/1	5	4	1.0	0	0	0	0	46	79%
Sep 23	Ind	W	1/1	5	3	0.5	0	0	0	0	52	88%
Sep 30	at Ten	L	1/1	2	2	0.0	0	0	0	0	60	85%
Oct 7	Min	L	1/1	3	1	0.0	0	0	0	0	53	85%
Oct 11	at NYG	W	1/1	6	3	1.0	0	0	0	0	45	69%
Oct 21	Car	L	1/1	2	2	0.0	0	0	0	0	45	76%
Oct 28	at Jax	W	1/1	2	2	0.0	0	1	0	0	53	83%
Nov 11	Dal	L	1/1	6	4	0.0	0	0	0	0	56	81%
Nov 18	at NO	L	1/1	2	2	0.0	0	0	0	0	49	70%
Nov 25	NYG	W	1/1	3	2	0.0	0	0	0	0	49	79%
Dec 3	Was	W	1/1	3	3	1.0	0	0	0	0	40	89%
Dec 9	at Dal	L	1/1	3	1	1.5	0	0	0	0	79	80%
Dec 16	at LAR	W	1/1	3	2	1.0	0	0	0	0	57	75%
Dec 23	Hou	W	1/1	2	1	0.0	0	0	0	1	49	75%
Dec 30	at Was	W	1/1	4	4	3.0	0	0	1	0	32	71%
Totals			**16/16**	**53**	**38**	**10.5**	**0**	**1**	**1**	**1**	**830**	**80%**

CAREER HIGHLIGHTS (Continued)

2017 - PHILADELPHIA EAGLES (14/14, 3/3)

- Was named to his third consecutive **Pro Bowl** and earned second-team **All-Pro** honors from the *Associated Press*
- Posted a team-high-tying 13 QB pressures and hits along with 1.0 sack and a team-leading 2 TFL during the Eagles' **Super Bowl LII**-winning postseason run
- Totaled a team-high 8 QB pressures and hits in **Super Bowl LII** at NE (2/4/18)
- Recorded a season-high 7 tackles, including 2 TFL, and notched a sack of Falcons QB **Matt Ryan** in the team's Divisional Playoff win vs. Atl. (1/13/18)
- Recovered a forced fumble by **Vinny Curry** in the third quarter to set up a game-tying 35-yard FG by **Jake Elliott** in the 19-10 victory vs. Oak. (12/25/17)
- Made an impact play to preserve a 31-29 lead late in the third quarter at NYG (12/17/17) when he sacked Giants QB **Eli Manning** on a 2-point conversion attempt
- Provided a boost to the Eagles defense at Car. (10/12/17) after missing 2 games due to a calf injury. With Carolina leading, 10-3, in the second quarter, bulled Panthers G **Trai Turner** into QB **Cam Newton** to force an errant pass that was intercepted by **Rasul Douglas** inside the CAR 20. The turnover led to an Eagles TD that tied the game, 10-10. Philadelphia never trailed again following the score. Also recorded a half-sack of Newton at the end of the first half to push Carolina out of FG range

2017 GAME-BY-GAME STATISTICS (PHI)												
Date	Opp		GP/S	Tot	Solo	Sk	Int	PD	FF	FR	Snaps	Pct
Sep 10	at Was	W	1/1	1	1	1.0	0	0	1	1	43	68%
Sep 17	at KC	L	1/1	3	2	1.0	0	0	0	0	44	83%
Sep 24	NYG	W	1/1	1	1	0.0	0	0	0	0	17	25%
Oct 1	at LAC	W	0/0	INACTIVE (CALF)								
Oct 8	Ari	W	0/0	INACTIVE (CALF)								
Oct 12	at Car	W	1/1	2	0	0.5	0	2	0	0	65	79%
Oct 23	Was	W	1/1	1	1	1.0	0	0	0	0	51	80%
Oct 29	SF	W	1/1	4	1	1.0	0	1	0	0	45	68%
Nov 5	Den	W	1/1	2	2	0.0	0	0	0	0	39	61%
Nov 19	at Dal	W	1/1	3	3	0.0	0	0	0	0	46	73%
Nov 26	Chi	W	1/1	3	3	1.0	0	0	0	0	35	64%
Dec 3	at Sea	L	1/1	4	2	0.0	0	0	0	0	51	82%
Dec 10	at LAR	W	1/1	5	3	0.0	0	0	0	0	37	77%
Dec 17	at NYG	W	1/1	2	1	0.0	0	0	0	0	70	80%
Dec 25	Oak	W	1/1	4	3	0.0	0	0	0	1	62	90%
Dec 31	Dal	L	1/1	0	0	0.0	0	0	0	0	3	4%
Totals			**14/14**	**35**	**23**	**5.5**	**0**	**3**	**1**	**2**	**608**	**59%**
PLAYOFFS												
Jan 13	Atl	W	1/1	7	6	1.0	0	0	0	0	57	90%
Jan 21	Min	W	1/1	4	3	0.0	0	0	0	0	53	79%
Feb 4	at NE	W	1/1	2	1	0.0	0	0	0	0	68	90%
Totals			**3/3**	**13**	**10**	**1.0**	**0**	**0**	**0**	**0**	**178**	**86%**

SMALL TOWN ROOTS

Cox grew up in the small town of Yazoo, MS, which has a population of less than 30,000 people.

Cox's graduating class was just 100 students.

HIGH SCHOOL STANDOUT

Cox attended Yazoo City HS (Yazoo, MS), where he recorded 104 tackles, 10 sacks, 1 INT and 1 FR as a senior. Cox notched 103 tackles, 11 sacks and 2 INTs (one of which he returned for a TD) during his junior season. He also played basketball and participated in track in the second leg of the 4 x 100 meter team.

2016 GAME-BY-GAME STATISTICS (PHI)

Date	Opp		GP/S	Tot	Solo	Sk	Int	PD	FF	FR	Snaps	Pct
Sep 11	Cle	W	1/1	4	4	1.0	0	0	0	0	38	73%
Sep 19	at Chi	W	1/1	2	2	0.0	0	0	0	0	42	81%
Sep 25	Pit	W	1/1	8	6	2.0	0	0	1	0	41	68%
Oct 9	at Det	L	1/1	2	2	1.0	0	0	0	0	53	87%
Oct 16	at Was	L	1/1	0	0	0.0	0	0	0	0	55	74%
Oct 23	Min	W	1/1	5	2	0.0	0	0	0	0	54	71%
Oct 30	at Dal	L	1/1	5	3	0.0	0	0	0	0	64	82%
Nov 6	at NYG	L	1/1	5	3	0.0	0	1	0	0	50	78%
Nov 13	Atl	W	1/1	1	0	0.0	0	0	0	0	41	82%
Nov 20	at Sea	L	1/1	4	2	0.0	0	1	0	0	45	67%
Nov 28	GB	L	1/1	2	0	0.0	0	0	0	0	57	80%
Dec 4	at Cin	L	1/1	3	2	0.0	0	1	0	0	47	73%
Dec 11	Was	L	1/1	4	3	1.5	0	0	0	0	34	71%
Dec 18	at Bal	L	1/1	2	1	1.0	0	0	0	1	46	79%
Dec 22	NYG	W	1/1	3	1	0.0	0	1	0	0	66	74%
Jan 1	Dal	W	1/1	3	3	0.0	0	0	0	0	40	71%
Totals			**16/16**	**53**	**34**	**6.5**	**0**	**4**	**1**	**1**	**773**	**76%**

2015 GAME-BY-GAME STATISTICS (PHI)

Date	Opp		GP/S	Tot	Solo	Sk	Int	PD	FF	FR	Snaps	Pct
Sep 14	at Atl	L	1/1	4	3	1.0	0	0	0	0	69	90%
Sep 20	Dal	L	1/1	7	5	0.0	0	0	0	1	68	80%
Sep 27	at NYJ	W	1/1	5	2	0.0	0	0	0	0	62	78%
Oct 4	at Was	L	1/1	7	4	0.0	0	0	0	0	73	87%
Oct 11	NO	W	1/1	9	9	3.0	0	0	2	1	46	67%
Oct 19	NYG	W	1/1	6	4	1.0	0	0	1	0	56	82%
Oct 25	at Car	L	1/1	4	3	0.0	0	0	0	0	52	85%
Nov 8	at Dal	W	1/1	5	3	0.0	0	0	0	0	65	83%
Nov 15	Mia	L	1/1	7	4	0.5	0	0	0	0	59	88%
Nov 22	TB	L	1/1	8	5	0.0	0	0	0	0	59	76%
Nov 26	at Det	L	1/1	8	8	0.0	0	0	0	0	52	72%
Dec 6	at NE	W	1/1	2	2	0.0	0	0	0	0	66	74%
Dec 13	Buf	W	1/1	8	8	1.0	0	0	0	0	60	81%
Dec 20	Ari	L	1/1	7	6	1.0	0	0	0	0	59	78%
Dec 26	Was	L	1/1	9	8	2.0	0	0	0	0	64	85%
Jan 3	at NYG	W	1/1	8	6	0.0	0	0	0	0	73	87%
Totals			**16/16**	**104**	**80**	**9.5**	**0**	**0**	**3**	**2**	**983**	**81%**

BIGGEST INFLUENCES

Cox claims the biggest influence on his life and career is his late older brother, Shaddrick, who passed away during the 2015 offseason. Said Cox, "He was my father figure. I always looked up to him, especially for decision making. He always taught me about doing the right things and being successful in life. I try to emulate him every day. He taught me my love for cars."

Cox also credits his high school guidance counselor, Christie Cater, and his late high school position coach, Kyle Wallace, for his success. "Coach Wallace picked me up every day for summer workouts. He pushed me to my limits."

BIRDSEED

Cox is the son of Melissa Cox, who works at a Nissan dealership. He has two sisters, Fantasia and Nakeia, and an older brother, Shaddrick, who passed away during the 2015 offseason. Cox owns two pitbulls named Debow and Nina.

CAREER HIGHLIGHTS (Continued)

- Sealed the victory for Philadelphia in the season opener at Was. (9/10/17) when he grabbed a fourth-quarter fumble and returned it 20 yards for his second career TD. Also strip-sacked Redskins QB **Kirk Cousins** in the first quarter

2016 - PHILADELPHIA EAGLES (16/16)

- Voted to the **Pro Bowl** for the second time in his career after tying for the 5th-most sacks (6.5) by an NFL DT, trailing only **Geno Atkins** (9.0), **Aaron Donald** (8.0), **Gerald McCoy** (7.0) and **Leonard Williams** (7.0)
- Posted 1.5 sacks of Redskins **Cousins** vs. Was. (12/11/16), marking his fifth-career multi-sack game
- Named **NFC Defensive Player of the Month** for September 2016 after totaling 3.0 sacks and 1 FF in three contests
- Sacked Steelers QB **Ben Roethlisberger** twice and forced him to fumble once (recovered by **Brandon Graham**) as part of an 8-tackle effort vs. Pit. (9/25/16)

MULTI-SACK GAMES (8)

Date	Opponent	TDs
12/30/18	at Washington Redskins (W, 24-0)	3.0
10/11/15	vs. New Orleans Saints (W, 39-17)	3.0
9/25/16	vs. Pittsburgh Steelers (W, 34-3)	2.0
12/26/15	vs. Washington Redskins (L, 24-38)	2.0
12/9/18	at Dallas Cowboys (L, 23-29) (OT)	1.5
9/6/18	vs. Atlanta Falcons (W, 18-12)	1.5
12/11/16	vs. Washington Redskins (L, 22-27)	1.5
12/13/12	vs. Cincinnati Bengals (L, 13-34)	1.5

CB RASUL DOUGLAS 32

6-2 | 209 2nd Year

DOB: Aug. 29, 1995 (Age 23)

East Orange, New Jersey

East Orange High School

West Virginia

D3-17 (99th overall) by Philadelphia

2017

Rasul Douglas (pronounced RAH-sool) was selected by the Eagles in the 3rd round (99th overall) of the 2017 NFL Draft. The New Jersey native totaled 39 tackles (32 solo) along with 2 INTs and ranked 3rd on the team with 14 PDs in 14 games (5 starts) as a rookie. Douglas played collegiately at West Virginia, where he tied for the NCAA lead with 8 INTs as a senior in 2016.

MOST INTERCEPTIONS

EAGLES PLAYERS IN 2017

Patrick Robinson	4
Ronald Darby	3
Rodney McLeod	3
Jalen Mills	3
Rasul Douglas	2
Corey Graham	2
Malcolm Jenkins	2

NCAA PLAYERS IN 2016

Rasul Douglas (WVU)	8
T. McFadden (FSU)	8
Malik Hooker (OSU)	7
Damontae Kazee (SDSU)	7
W. Steelhammer (AF)	7
T. Thompson (Colorado)	7

MOST PASSES DEFENSED

EAGLES PLAYERS IN 2017

22	Jalen Mills
22	Patrick Robinson
14	Rasul Douglas

THREE STEP DROP

Hobbies: Bowling

If he could play another sport: Shortstop, baseball

Favorite athletes growing up: Brian Dawkins, Derek Jeter, Dirk Nowitzki, Ed Reed

Moment left star struck: When he went to the Vince Carter basketball camp

Favorite quote: "If you don't plan, you are planning to fail."

Favorite movie: *Law Abiding Citizen*

Favorite TV show: *Power*

Favorite meal: Chicken alfredo

CAREER HIGHLIGHTS

2018 - PHILADELPHIA EAGLES (16/7)

- Picked off Redskins QB **Josh Johnson** on the Redskins' first play from scrimmage in a 24-0 victory vs Was. (12/30/18). Became the first Eagle to record an INT on an opponent's first play from scrimmage since **Eric Allen** picked off **Steve Young** on a pass intended for **Jerry Rice** on 10/2/94 at San Francisco
- Picked off Cowboys QB **Dak Prescott** with a second quarter INT vs. Dal (12/9/18) on a 3rd-and-3 pass intended for WR **Amari Cooper** at the PHI 1 and returned the ball 17 yards to the PHI 18 for a career-high-tying 2 INTs this season
- Halted a Falcons red zone drive with a fourth-quarter INT of QB **Matt Ryan** at the PHI 4 vs Atl. (9/6/18)

CB RASUL DOUGLAS 32

CAREER STATISTICS																		
			TACKLES					PASS DEFENSE						FUMBLES			DEF SNAPS	
Year	Team	GP/S	Total	Solo	Asst	TFL	Sacks	Int	Yds	Lg	TD	PD	QPH	FF	FR	Yds	No	Pct
2017	Philadelphia	14/5	39	32	7	0	0.0	2	7	7	0	14	0	0	0	0	420	41%
2018	Philadelphia	16/7	60	54	6	5	0.0	3	0	0	0	4	0	0	0	0	543	52%
Totals		**30/12**	**99**	**86**	**13**	**5**	**0.0**	**5**	**7**	**7**	**0**	**18**	**0**	**0**	**0**	**0**	**---**	**---**
PLAYOFFS																		
2017	Philadelphia	3/0	0	0	0	0	0.0	0	0	--	0	0	0	0	0	0	0	0%
Totals		**3/0**	**0**	**0**	**0**	**0**	**0.0**	**0**	**0**	**--**	**0**	**0**	**0**	**0**	**0**	**0**	**---**	**---**

ADDITIONAL STATISTICS

Special Teams Tackes: 3 - *2017 (2), 2018 (1)*

CAREER HIGHLIGHTS (Continued)

2017 - PHILADELPHIA EAGLES (14/5, 3/0)

- Recorded the 2nd-most PDs (14) on the team, behind **Jalen Mills** (22) and **Patrick Robinson** (22). Also finished with 2 INTs
- Notched his 2nd career INT in the 28-23 victory at Car. (10/12/17). With the Eagles down 10-3 in the second quarter, picked off Panthers QB **Cam Newton** at the CAR 19 and returned it to the 12. The pick set up a **Carson Wentz** TD pass that tied the game at 10-10
- Made his first career start in the 27-24 win vs. NYG (9/24/17). Picked off Giants QB **Eli Manning** for his first career INT. Became the first Eagle to record an INT within his first 2 career games since **Nate Allen** in 2010

CAREER HIGHS		
Tackles	13	12/16/18 at LAR
Sacks	--	---
INTs	1	5x, last: 12/30/18 at Was
PDs	3	2x, last: 11/26/17 vs. Chi
FFs	--	---
FRs	--	---

2018 GAME-BY-GAME STATISTICS (PHI)												
Date	Opp		GP/S	Tot	Solo	Sk	Int	PD	FF	FR	Snaps	Pct
Sep 6	Atl	W	1/0	0	0	0.0	1	1	0	0	2	3%
Sep 16	at TB	L	1/0	0	0	0.0	0	0	0	0	1	2%
Sep 23	Ind	W	1/0	0	0	0.0	0	0	0	0	3	5%
Sep 30	at Ten	L	1/0	0	0	0.0	0	0	0	0	0	0%
Oct 7	Min	L	1/0	0	0	0.0	0	0	0	0	3	5%
Oct 11	at NYG	W	1/0	0	0	0.0	0	0	0	0	42	65%
Oct 21	Car	L	1/0	0	0	0.0	0	0	0	0	0	0%
Oct 28	at Jax	W	1/0	0	0	0.0	0	0	0	0	42	66%
Nov 11	Dal	L	1/1	8	7	0.0	0	0	0	0	67	97%
Nov 18	at NO	W	1/1	4	4	0.0	0	0	0	0	51	73%
Nov 25	NYG	W	1/0	0	0	0.0	0	0	0	0	2	3%
Dec 3	Was	W	1/1	8	7	0.0	0	0	0	0	45	100%
Dec 9	at Dal	L	1/1	11	10	0.0	1	1	0	0	99	100%
Dec 16	at LAR	W	1/1	13	11	0.0	0	0	0	0	76	100%
Dec 23	Hou	W	1/1	11	10	0.0	0	1	0	0	65	100%
Dec 30	at Was	W	1/1	5	5	0.0	1	1	0	0	45	100%
Totals			**16/7**	**60**	**54**	**0.0**	**3**	**4**	**0**	**0**	**543**	**52%**

BIRDSEED

Douglas is one of seven siblings and was raised by his grandmother in East Orange, NJ. He credits his little league baseball coach, Mike Davis, for helping turn his life around. Davis was also the P.A. announcer for East Orange HS and a mentor for at-risk youth. "He was the one who took me out of the streets. He made sure we did what we had to do."

Nassau Community College had no dorms, so Douglas lived in an apartment eight miles from campus and took the bus to and from school and practice each day. On his own financially, Douglas slept on the floor and battled hunger.

Douglas would wait until the end of the day to eat and often ordered off the dollar menu at McDonald's, eating half of the meal and saving the rest for later. "Every time I eat, I always think I'm making up a meal that I missed in junior college ... It definitely fuels me all the time, just thinking about what I went through."

K JAKE ELLIOTT 4

5-9 | 167 2nd Year

DOB: Jan. 21, 1995 (Age 23)

La Grange, Illinois

Lyons Township High School

Memphis
D5a-17 (153rd overall)
by Cincinnati
Acquired: PS-Cin-17

2017

Jake Elliott was signed by the Eagles from the Bengals practice squad in Week 2 of 2017 and enjoyed a historic rookie campaign, kicking the longest regular-season (61 yards vs. NYG in Week 3) and playoff FGs (53 yards in the Divisional Round vs. Atl.) in team and NFL rookie history. He also kicked the two longest FGs by a rookie in **Super Bowl** history (42 and 46 yards) in Philadelphia's 41-33 win vs. New England.

THREE STEP DROP

Hobbies: Golf

First job: Tennis instructor

Bucket list: Travel to Australia

If he could play another sport, what position/team: Shortstop, Chicago Cubs

Player he models his game after: Fellow Memphis alum Stephen Gostkowski

Favorite meal: Deep dish pizza

Favorite quote: "Success isn't owned. It's rented and rent is due every day."

50+ YARD FIELD GOALS

EAGLES SINGLE-SEASON HISTORY

5	Jake Elliott (2017)
4	Caleb Sturgis (2016)
4	Cody Parkey (2014)

LONGEST FIELD GOALS

NFL HISTORY

Matt Prater (12/8/13 vs. Ten.)	64
Graham Gano (10/7/18 vs. NYG)	63
David Akers (9/9/12 at GB)	63
S. Janikowski (9/12/11 at Den.)	63
Jason Elam (10/25/98 vs. Jax.)	63
Tom Dempsey (11/8/70 vs. Det.)	63
Brett Maher (12/9/18 vs. Phi.)	62
Matt Prater (10/22/06 vs. Phi.)	62
Jake Elliott (9/24/17 vs. NYG)	61
Several players tied	61

EAGLES HISTORY

Jake Elliott (9/24/17 vs. NYG)	61
Tony Franklin (11/12/79 at Dal.)	59
David Akers (9/14/03 vs. NE)	57
Jake Elliott (11/11/18 vs. Dal.)	56

EAGLES POSTSEASON HISTORY

Jake Elliott (1/13/18 vs. Atl.)	53
David Akers (1/4/09 at Min.)	51
David Akers (1/7/07 vs. NYG)	48

CAREER HIGHLIGHTS

- Kicked the longest regular-season (61 yards vs. NYG in Week 3) and postseason FGs (53 yards in Divisional Round vs. Atl.) in Eagles and NFL rookie history in 2017
- Produced the most 50+ yard FGs (5) in single-season franchise history in 2017
- Recorded the two longest FGs by a rookie in **Super Bowl** history (43 and 46 yards) in Philadelphia's 41-33 win vs. New England in **Super Bowl LII**

K JAKE ELLIOTT 4

CAREER STATISTICS															
Year	Team	GP	FG-FGA	Pct	0-19	20-29	30-39	40-49	50+	Lg	XP-XPA	Pct	Pts	KO	TB
2017	Philadelphia	15	26-31	83.9	0-0	5-5	4-7	12-13	5-6	61	39-42	92.9	117	83	42
2018	Philadelphia	16	26-31	83.9	0-0	7-7	10-11	7-8	2-5	56	33-35	94.3	111	81	57
Totals		**31**	**52-62**	**83.9**	**0-0**	**12-12**	**14-18**	**19-21**	**7-11**	**61**	**72-77**	**93.5**	**228**	**164**	**99**
PLAYOFFS															
2017	Philadelphia	3	7-7	100.0	0-0	2-2	2-2	2-2	1-1	53	7-9	77.8	28	19	13
Totals		**3**	**7-7**	**100.0**	**0-0**	**2-2**	**2-2**	**2-2**	**1-1**	**53**	**7-9**	**77.8**	**28**	**19**	**13**

ADDITIONAL STATISTICS

Successful Onside Kick: 9/17/17 at KC

CAREER HIGHS		
Points	14	10/1/17 at LAC
FGs	4	10/1/17 at LAC
FG Attempts	4	10/1/17 at LAC
Longest FG	61	9/24/17 vs. NYG
Longest Attempt	61	9/24/17 vs. NYG
PATs	6	11/5/17 vs. Den.

FIELD GOAL SPLITS			
	FG-FGA	Pct	Lg
vs. NFC	39-46	84.8	61
vs. AFC	18-21	85.7	53
Home	29-34	85.3	61
Away	25-30	83.3	53
Turf	9-11	81.8	46
Grass	48-56	85.7	61
Indoors	4-4	100.0	46
Outdoors	53-63	84.1	61
September	10-14	71.4	61
October	18-21	85.7	53
November	7-8	87.5	56
December	15-17	88.2	51
January	4-4	100.0	53
February	3-3	100.0	46
When Tied	10-12	83.3	61

CAREER HIGHLIGHTS (Continued)

2018 - PHILADELPHIA EAGLES (16/0)

- With 0:03 remaining and the Eagles trailing 29-30, kicked the game-winning, 35-yard FG as time expired to make the final score 32-30 in the win vs. Hou. (12/23/18)
- Recorded a season-high 12 points (3 FGs, 3 XP) in the 30-23 win at LAR (12/16/18), including a 51-yard FG on the Eagles' opening drive that gave them an early 3-0 advantage
- Nailed a game-winning 43-yard FG with 22 seconds left on the clock in the 25-22 win vs. NYG (11/25/18). Marked his 5th career game-winning FG and 2nd against the Giants (team-record 61-yard FG on 9/24/17)
- Connected on 2-of-2 FG attempts vs. Dal. (11/11/18), including a 56-yard FG that cut the Eagles' deficit to 6-3 in the second quarter. The 56-yarder was the 2nd-longest of his career and the 4th-longest in franchise history
- Converted 3-of-3 FG attempts at Ten. (9/30/18), including a 37-yard FG in overtime to give the Eagles a 23-20 lead

2017 - PHILADELPHIA EAGLES (15/0, 3/0)

- Recorded the two longest FGs by a rookie in **Super Bowl** history (43 and 46 yards) in **Super Bowl LII**. His 46-yarder gave the Eagles a 41-33 lead with 1:05 remaining

50+ YARD FIELD GOALS (8)		
Date	**Opponent**	**Yds**
9/24/17	vs. New York Giants (W, 27-24)	61
11/11/18	vs. Dallas Cowboys (L, 20-27)	56
1/13/18	vs. Atlanta Falcons (Div.) (W, 15-10)	53
10/1/17	at Los Angeles Chargers (W, 26-24)	53
12/16/18	at Los Angeles Rams (W, 30-23)	51
10/29/17	vs. San Francisco 49ers (W, 33-10)	51
10/23/17	vs. Washington Redskins (W, 34-24)	50
10/12/17	at Carolina Panthers (W, 28-23)	50

2018 GAME-BY-GAME STATISTICS (PHILADELPHIA)

Date	Opp		FG-FGA	Pct	0-19	20-29	30-39	40-49	50+	Lg	XP-XPA	Pct	Pts	Kick by Kick
Sep 6	Atl	W	1-1	100.0	0-0	1-1	0-0	0-0	0-0	26	1-1	100.0	4	(26)
Sep 16	at TB	L	0-1	0.0	0-0	0-0	0-0	0-1	0-0	--	3-3	100.0	3	42RU
Sep 23	Ind	W	2-3	66.7	0-0	1-1	1-1	0-0	0-1	33	2-2	100.0	8	55WL, (33), (24)
Sep 30	at Ten	L	3-3	100.0	0-0	1-1	2-2	0-0	0-0	37	2-2	100.0	11	(27), (30), (37)
Oct 7	Min	L	2-2	100.0	0-0	1-1	1-1	0-0	0-0	30	1-1	100.0	7	(30), (28)
Oct 11	at NYG	W	2-3	66.7	0-0	0-0	2-2	0-0	0-1	33	4-4	100.0	10	(33), 54WR, (30)
Oct 21	Car	L	1-2	50.0	0-0	0-0	0-1	1-1	0-0	46	2-2	100.0	5	36WR, (46)
Oct 28	at Jax	W	1-1	100.0	0-0	0-0	1-1	0-0	0-0	31	3-3	100.0	6	(31)
Nov 11	Dal	L	2-2	100.0	0-0	1-1	0-0	0-0	1-1	56	2-2	100.0	8	(56), (26)
Nov 18	at NO	L	0-0	---	0-0	0-0	0-0	0-0	0-0	--	1-1	100.0	1	---
Nov 25	NYG	W	3-3	100.0	0-0	1-1	0-0	2-2	0-0	43	0-0	---	9	(42), (28), (43)
Dec 3	Was	W	2-2	100.0	0-0	0-0	0-0	2-2	0-0	46	2-2	100.0	8	(46), (44)
Dec 9	at Dal	L	1-1	100.0	0-0	1-1	0-0	0-0	0-0	26	2-3	66.7	5	(26)
Dec 16	at LAR	W	3-4	75.0	0-0	0-0	1-1	1-1	1-2	51	3-3	100.0	12	(51), (34), (40), 53WR
Dec 23	Hou	W	2-2	100.0	0-0	0-0	1-1	1-1	0-0	47	2-3	66.7	8	(47), (35)
Dec 30	at Was	W	1-1	100.0	0-0	0-0	1-1	0-0	0-0	33	3-3	100.0	6	(33)
Totals			**26-31**	**83.9**	**0-0**	**7-7**	**10-11**	**7-8**	**2-5**	**56**	**33-35**	**94.3**	**111**	**---**

GAME-WINNING FIELD GOALS (6)

Date	Opponent	Score	Time (Q)	Yds	Final
12/23/18	vs. Hou.	29-30	0:03 (4)	35	32-30
11/25/18	vs. NYG	22-22	0:22 (4)	43	25-22
1/13/18	vs. Atl. (Div.)	9-10	0:15 (3)	37	15-10
12/25/17	vs. Oak.	10-10	0:27 (4)	48	19-10
12/10/17	at LAR	34-35	3:50 (4)	41	43-35
9/24/17	vs. NYG	24-24	0:01 (4)	61	27-24

WEEKLY AWARDS (1)

Award	Week	Year
NFC Special Teams Player of the Week	Week 3	2017

CAREER HIGHLIGHTS (Continued)

- Kicked the longest FG (53 yards) in team and NFL rookie postseason history in the 15-10 win vs. Atl. (1/13/18) in the Divisional Round, breaking the previous mark of 51 yards by **David Akers** on 1/4/09 at Minnesota
- Produced the most 50+ yard FGs (5) in single-season franchise history. Also tied **David Akers** in 2004 for the most 40+ yard FGs (17) in Eagles single-season history
- Named **NFC Special Teams Player of the Week** for Week 3 after kicking a game-winning, franchise-record 61-yard FG as time expired vs. NYG (9/24/17). Erased a 24-21 deficit with FGs from 46 and 61 yards in the last 0:51
- His 61-yard FG is tied for the 8th-longest in NFL history (rookie record), behind **Matt Prater** (64 on 12/8/13 vs. Ten.), **Graham Gano** (63 on 10/7/18 vs. NYG), **David Akers** (63 on 9/9/12 at GB), **Sebastian Janikowski** (63 on 9/12/11 at Den.), **Jason Elam** (63 on 10/25/98 vs. Jax.), **Tom Dempsey** (63 on 11/8/70 vs. Det.) and **Matt Bryant** (62 on 10/22/06 vs. Phi.). Also tied for the 4th-longest game-ending FG in NFL history

BIRDSEED

Elliott prepped at Lyons Township High School (La Grange, IL), which is located outside of Chicago. Elliott connected on 15-of-21 FGs as a senior, as well as 43-of-44 PATs, en route to being named All-Illinois First Team by the *Chicago Tribune*.

Elliott was named the 2016 American Athletic Conference Football Scholar-Athlete of the Year. He was also a seven-time Dean's List student and three-time AAC All-Academic Team member.

@jake_elliott22 @jelliott46

TE ZACH ERTZ 86

6-5 | 250 6th Year

DOB: Nov. 10, 1990 (Age 28)

Danville, California

Monte Vista High School

Stanford
D2-13 (35th overall) by Philadelphia

2018 PRO BOWL · 2019 PRO BOWL · 2017

Originally selected by the Eagles in the 2nd round (35th overall) of the 2013 NFL Draft, **Zach Ertz** earned his first career Pro Bowl nod in 2017 after leading the team in receptions (74) and receiving yards (824) and tying for the 2nd-most receiving TDs (8) by an NFL TE. He also caught the game-winning TD vs. New England in **Super Bowl LII**.

MOST RECEIVING YARDS

NFL TIGHT ENDS IN 2018

1,377	George Kittle (SF)
1,336	Travis Kelce (KC)
1,163	Zach Ertz (Phi.)
896	Jared Cook (Oak.)
750	Eric Ebron (Ind.)

MOST RED ZONE TDs

NFL TIGHT ENDS SINCE 2017

15	Zach Ertz (Phi.)
14	Travis Kelce (KC)
12	Jimmy Graham (GB)
12	Eric Ebron (Ind.)
11	Cameron Brate (TB)
10	Kyle Rudolph (Min.)

MOST RECEPTIONS

NFL PLAYERS IN 2018

Michael Thomas (NO)	125
Zach Ertz (Phi.)*	116
DeAndre Hopkins (Hou.)	115
Julio Jones (Atl.)	113
Adam Thielen (Min.)	113
Several players tied	111

** Ranks 1st among NFL TEs*

EAGLES SINGLE-SEASON HISTORY

Zach Ertz (2018)	116
Brian Westbrook (2007)	90
Irving Fryar (1996)	88
Irving Fryar (1997)	86
Jordan Matthews (2015)	85
Jeremy Maclin (2014)	85

EAGLES ALL-TIME HISTORY



HAROLD CARMICHAEL	PETE RETZLAFF	ZACH ERTZ	BRIAN WESTBROOK
589	452	437	426
(1971-83)	(1956-66)	(2013-18)	(2002-09)

MOST RECEPTIONS BY A TIGHT END

NFL SINGLE-SEASON HISTORY

ZACH ERTZ	JASON WITTEN	TRAVIS KELCE
116	110	103
(2018)	(2012)	(2018)

CAREER STATISTICS									
			RECEIVING					OFF SNAPS	
Year	Team	GP/S	Rec	Yds	Avg	Lg	TD	No	Pct
2013	Philadelphia	16/3	36	469	13.0	38	4	450	41%
2014	Philadelphia	16/5	58	702	12.1	35t	3	587	50%
2015	Philadelphia	15/7	75	853	11.4	60	2	790	68%
2016	Philadelphia	14/12	78	816	10.5	30	4	851	75%
2017	Philadelphia	14/13	74	824	11.1	53	8	778	69%
2018	Philadelphia	16/16	116	1163	10.0	34	8	1000	92%
Totals		**91/56**	**437**	**4827**	**11.0**	**60**	**29**	**---**	**---**
PLAYOFFS									
2013	Philadelphia	1/0	3	22	7.3	15	1	23	40%
2017	Philadelphia	3/2	18	192	10.7	36	1	176	85%
Totals		**4/2**	**21**	**214**	**10.2**	**36**	**2**	**---**	**---**

ADDITIONAL STATISTICS
Fumbles/Lost: 4/3 - *2018 (1/0); 2017 (1/1); 2015 (1/1); 2014 (1/1)*
Forced Fumbles: 1 - 11/22/15 vs. TB

CAREER HIGHS		
Receptions	15	12/20/14 at Was.
Receiving Yards	152	1/3/16 at NYG
Receiving Long	60	1/3/16 at NYG
Receiving TDs	2	4x, last: 11/11/18 vs. Dal.

CAREER HIGHLIGHTS

- Ranks 3rd on the Eagles' all-time receptions list (437), trailing only **Harold Carmichael** (589, 1971-83) and **Pete Retzlaff** (452, 1956-66)
- Has recorded 437 career receptions, which are the most ever by an NFL TE in their first six seasons. Also marks the most ever by an Eagles player through six seasons
- In 2018, set the single-season record for receptions by a TE (116), surpassing **Jason Witten** in 2012 (110)
- Registered a franchise-record four consecutive seasons with 70+ receptions from 2015-18, marking the longest streak by an NFL TE since **Greg Olsen** from 2013-16
- Has produced 4 career games with 13+ receptions, tied for the 2nd-most such performances in NFL history, trailing only **Wes Welker** (5, 2004-15). His 10 career games with 10+ catches are the 3rd-most ever by an NFL TE, behind **Tony Gonzalez** (15, 1997-2013) and **Jason Witten** (11, 2003-17)
- Established an Eagles single-game record with a career-high 15 receptions on 12/20/14 at Washington
- In 2018, named to his second career **Pro Bowl** after ranking 2nd in the NFL with a career-high 116 receptions (franchise and NFL TE record), trailing only **Michael Thomas** (125)
- In 2017, earned his first career **Pro Bowl** nod after leading the Eagles in receptions (72) and receiving yards (824) and tying for the 2nd-most TDs (career-high 8) by an NFL TE



ERTZ FAMILY FOUNDATION

Ertz and his wife, Julie, who is a star defender on the U.S. Women's National Soccer team, married during the 2017 offseason. In 2018, the couple launched the **Ertz Family Foundation**, which focuses on:

- Providing opportunities for youth to learn the value of exercise, nutrition, leadership, work ethic, accountability and team work
- Improving the quality of education through supporting teachers, students and schools
- Restoring hope and building communities for families that need it most

HIGH SCHOOL STANDOUT

Ertz graduated from Monte Vista HS (Danville, CA), where he was a first-team all-state selection as a senior after catching 56 passes for 756 yards and 14 TDs. He earned All-Northern California first-team honors from *NorCalPreps.com*, first-team All-Metro honors from the *San Francisco Chronicle*, All-East Bay honors from the *Contra Costa Times* and first-team All-East Bay Athletic League honors and was also named the 2008 *Cal-Hi Sports* North Coast Section Scholar Athlete of the Year.

Ertz also played high school basketball with Mark Appel, who was selected by the Houston Astros with the No. 1-overall pick in the 2013 MLB Draft and now plays in the Phillies organization. Their basketball team went 32-4 and lost in the NorCal finals. Ertz was a center and Appel was a small forward.

BIRDSEED

Ertz is the son of Lisa and Douglas, and has three younger brothers: Shane, Nic and Jackson. Lisa is an office manager and legal assistant, and Doug is a software salesman. Ertz also has a Bernese Mountain dog named Apollo. His father, Douglas, played football at Lehigh University from 1981-84 and his uncle, Davis, played baseball at Vermont from 1970-72.

Ertz earned his bachelor's degree in management science and engineering at Stanford.

@ZERTZ_86 @zachertz

2018 GAME-BY-GAME STATISTICS (PHI)

				RECEIVING					SNAPS	
Date	**Opp**		**GP/S**	**Rec**	**Yds**	**Avg**	**Lg**	**TD**	**No**	**Pct**
Sep 6	Atl	W	1/1	5	48	9.6	18	0	70	97%
Sep 16	at TB	L	1/1	11	94	8.5	34	0	74	94%
Sep 23	Ind	W	1/1	5	73	14.6	28	0	81	99%
Sep 30	at Ten	L	1/1	10	112	11.2	24	0	76	97%
Oct 7	Min	L	1/1	10	110	11.0	23	1	57	97%
Oct 11	at NYG	W	1/1	7	43	6.1	15	1	71	100%
Oct 21	Car	L	1/1	9	138	15.3	27	0	65	97%
Oct 28	at Jax	W	1/1	4	26	6.5	15	1	57	92%
Nov 11	Dal	L	1/1	14	145	10.4	23	2	62	100%
Nov 18	at NO	L	1/1	2	15	7.5	8	0	47	92%
Nov 25	NYG	W	1/1	7	91	13.0	24	1	52	80%
Dec 3	Was	W	1/1	9	83	9.2	20	0	59	79%
Dec 9	at Dal	L	1/1	5	38	7.6	12	0	44	85%
Dec 16	at LAR	W	1/1	3	22	7.3	11	0	59	92%
Dec 23	Hou	W	1/1	12	110	9.2	23t	2	73	89%
Dec 30	at Was	W	1/1	3	15	5.0	7	0	53	75%
Totals			**16/16**	**116**	**1163**	**10.0**	**34**	**8**	**1000**	**92%**

CAREER HIGHLIGHTS (Continued)

- Caught the game-winning TD in **Super Bowl LII** at NE (2/4/18) on an 11-yard pass from **Nick Foles** that gave the Eagles a 38-33 lead with 2:21 remaining

2018 - PHILADELPHIA EAGLES (16/16)

- Set the single-season record for receptions by an NFL TE (116), surpassing the previous mark of 110 set by **Jason Witten** in 2012. His 116 catches are also a single-season team record, surpassing **Brian Westbrook** in 2007 (90)
- Finished the season ranked 2nd in the NFL in receptions (116), trailing only **Michael Thomas** (125)
- Ranked 3rd among NFL TEs in receiving yards (1,163), behind **George Kittle** (1,377) and **Travis Kelce** (1,336). Also ranked 3rd among NFL TEs in receiving TDs
- Posted a team-high 12 receptions for 110 yards in the 32-30 win vs. Hou. (12/23/18), breaking **Jason Witten**'s (110 in 2012) single-season record for receptions by a TE
- Established a new Eagles single-season record for most receptions (93) in the 28-13 win vs. Was. (12/3/18). Led the Eagles with a team-high 9 receptions for 83 yards
- Registered season highs in receptions (14), receiving yards (145) and receiving TDs (2) vs. Dal. (11/11/18). His 14 receptions and 145 receiving yards were each the 2nd-highest single-game totals of his career. Both of his TDs were game-tying scores
- Caught a 5-yard TD in the fourth quarter at Jax. (10/28/18)
- Paced the team with 9 receptions and a season-high 138 receiving yards (15.3 avg.) vs. Car. (10/21/18)

2017 GAME-BY-GAME STATISTICS (PHI)

				RECEIVING					SNAPS	
Date	**Opp**		**GP/S**	**Rec**	**Yds**	**Avg**	**Lg**	**TD**	**No**	**Pct**
Sep 10	at Was	W	1/1	8	93	11.6	23	0	60	88%
Sep 17	at KC	L	1/1	5	97	19.4	53	0	60	83%
Sep 24	NYG	W	1/1	8	55	6.9	12	1	75	99%
Oct 1	at LAC	W	1/1	5	81	16.2	38	0	60	76%
Oct 8	Ari	W	1/1	6	61	10.2	14	1	57	85%
Oct 12	at Car	W	1/1	2	18	9.0	17t	2	49	79%
Oct 23	Was	W	1/0	5	89	17.8	46	1	53	82%
Oct 29	SF	W	1/1	4	34	8.5	14	1	64	91%
Nov 5	Den	W	0/0	INACTIVE (HAMSTRING)						
Nov 19	at Dal	W	1/1	2	8	4.0	6	0	60	94%
Nov 26	Chi	W	1/1	10	103	10.3	22	1	65	83%
Dec 3	at Sea	L	1/1	2	24	12.0	14	0	45	60%
Dec 10	at LAR	W	0/0	INACTIVE (CONCUSSION)						
Dec 17	at NYG	W	1/1	6	56	9.3	17	1	60	88%
Dec 25	Oak	W	1/1	9	81	9.0	25	0	56	82%
Dec 31	Dal	L	1/1	2	24	12.0	15	0	14	24%
Totals			**14/13**	**74**	**824**	**11.1**	**53**	**8**	**778**	**69%**
PLAYOFFS										
Jan 13	Atl	W	1/0	3	32	10.7	11	0	59	88%
Jan 21	Min	W	1/1	8	93	11.6	36	0	53	82%
Feb 4	at NE	W	1/1	7	67	9.6	19	1	64	85%
Totals			**3/2**	**18**	**192**	**10.7**	**36**	**1**	**176**	**85%**

2016 GAME-BY-GAME STATISTICS (PHI)

				RECEIVING					SNAPS	
Date	**Opp**		**GP/S**	**Rec**	**Yds**	**Avg**	**Lg**	**TD**	**No**	**Pct**
Sep 11	Cle	W	1/1	6	58	9.7	15	0	60	78%
Sep 19	at Chi	W	0/0	INACTIVE (RIB)						
Sep 25	Pit	W	0/0	INACTIVE (RIB)						
Oct 9	at Det	L	1/1	3	37	12.3	21	0	52	85%
Oct 16	at Was	L	1/1	1	22	22.0	22	0	46	88%
Oct 23	Min	W	1/1	1	14	14.0	14	0	48	83%
Oct 30	at Dal	L	1/1	4	19	4.8	11	0	63	81%
Nov 6	at NYG	L	1/1	8	97	12.1	30	0	62	83%
Nov 13	Atl	W	1/1	6	55	9.2	18	0	59	75%
Nov 20	at Sea	L	1/1	6	35	5.8	11	1	70	88%
Nov 28	GB	L	1/1	3	36	12.0	16	0	55	93%
Dec 4	at Cin	L	1/0	9	79	8.8	20	1	70	88%
Dec 11	Was	L	1/1	10	112	11.2	29	0	67	86%
Dec 18	at Bal	L	1/1	6	80	13.3	24	0	81	93%
Dec 22	NYG	W	1/1	2	33	16.5	19	0	48	86%
Jan 1	Dal	W	1/0	13	139	10.7	20t	2	70	92%
Totals			**14/12**	**78**	**816**	**10.5**	**30**	**4**	**851**	**75%**

2015 GAME-BY-GAME STATISTICS (PHI)

				RECEIVING					SNAPS	
Date	**Opp**		**GP/S**	**Rec**	**Yds**	**Avg**	**Lg**	**TD**	**No**	**Pct**
Sep 14	at Atl	L	1/0	3	46	15.3	21	0	52	70%
Sep 20	Dal	L	1/0	3	17	5.7	9	0	40	65%
Sep 27	at NYJ	W	1/0	2	30	15.0	21	0	38	52%
Oct 4	at Was	L	1/1	2	11	5.5	7	0	38	68%
Oct 11	NO	W	1/0	5	60	12.0	21	0	56	67%
Oct 19	NYG	W	1/1	4	43	10.8	17	0	67	86%
Oct 25	at Car	L	1/1	5	63	12.6	24	0	75	90%
Nov 8	at Dal	W	1/1	5	44	8.8	27	0	59	81%
Nov 15	Mia	L	1/0	7	68	9.7	27	0	76	79%
Nov 22	TB	L	1/1	2	12	6.0	7	0	14	20%
Nov 26	at Det	L	0/0	INACTIVE (CONCUSSION)						
Dec 6	at NE	W	1/1	2	9	4.5	5t	1	53	87%
Dec 13	Buf	W	1/0	5	98	19.6	41	0	60	78%
Dec 20	Ari	L	1/0	8	78	9.8	22t	1	49	77%
Dec 26	Was	L	1/1	13	122	9.4	17	0	64	79%
Jan 3	at NYG	W	1/0	9	152	16.9	60	0	49	74%
Totals			**15/7**	**75**	**853**	**11.4**	**60**	**2**	**790**	**68%**

100+ YARD RECEIVING GAMES (11)

Date	Opponent	Yds	Rec	TDs
1/3/16	at New York Giants (W, 35-30)	152	9	0
11/11/18	vs. Dallas Cowboys (L, 20-27)	145	14	2
1/1/17	vs. Dallas Cowboys (W, 27-13)	139	13	2
10/21/18	vs. Carolina Panthers (L, 17-21)	138	9	0
12/26/15	vs. Washington Redskins (L, 24-38)	122	13	0
12/20/14	at Washington Redskins (L, 24-27)	115	15	0
9/30/18	at Tennessee Titans (L, 23-26) (OT)	112	10	0
12/11/16	vs. Washington Redskins (L, 22-27)	112	10	0
12/23/18	vs. Houston Texans (W, 32-30)	110	12	2
10/7/18	vs. Minnesota Vikings (L, 21-23)	110	10	1
11/26/17	vs. Chicago Bears (W, 31-3)	103	10	1

CAREER HIGHLIGHTS (Continued)

- Recorded his second consecutive game with a receiving TD in the 34-13 win at NYG (10/11/18). Hauled in a 10-yard TD pass from **Carson Wentz** that gave the Eagles a 21-6 lead in the second quarter
- Caught his first TD of the season and posted his second consecutive game with 10+ catches (10) and 100+ receiving yards (110) vs. Min. (10/7/18). Became the first Eagle to produce 10+ receptions and 100+ receiving yards in back-to-back games since **Pete Pihos** from 12/4/55-12/11/55. Is the first NFL TE to accomplish the feat since **Tony Gonzalez** with Kansas City from 12/25/04-1/2/05
- Led the Eagles in both receptions (10) and receiving yards (112) at Ten. (9/30/18)
- Tied with **Dallas Goedert** for the team lead with 73 receiving yards in the win vs. Ind. (9/23/18). Ertz and Goedert became the first pair of Eagles TEs to record 70+ receiving yards in the same game since **Ray Poage** (5-142) and **Pete Retzlaff** (6-118) on 12/5/65 vs. Dallas
- Recorded his franchise-record 6th-career game with 10+ receptions after leading the team in receptions (11) and receiving yards (94) at TB (9/16/18). His 6 career games with 10+ receptions ranks 1st among NFL TEs since he entered the league in 2013

2017 - PHILADELPHIA EAGLES (14/13, 3/2)

- Voted to his first career **Pro Bowl**. Became the first Eagles TE named to the all-star game since **Chad Lewis** in 2003

QB NICK FOLES 9

6-6 | 243 7th Year

DOB: Jan. 20, 1989 (Age 29)

Arizona
D3-12 (88th overall)
by Philadelphia
Acquired: FA-KC-2017

2014

2017

Nick Foles rejoined the Eagles during the 2017 offseason and led the team to its first **Super Bowl** championship following a season-ending injury to **Carson Wentz.** Foles, who was named **Super Bowl LII MVP**, owns the highest passer rating (113.2) in NFL postseason history and the highest single-season passer rating in franchise history (119.2, 2013).

HIGHEST PASSER RATING

EAGLES ALL-TIME HISTORY

Nick Foles (2012-14, 18)	93.2
Carson Wentz (2016-18)	92.5
Mike Vick (2009-13)	87.7
D. McNabb (1999-2009)	86.5
Sonny Jurgensen (1957-63)	79.1

(min. 600 attempts)

NFL POSTSEASON HISTORY

Nick Foles (2012-17)	113.2
Bart Starr (1956-71)	104.8
Kurt Warner (1998-2009)	102.8
Matt Ryan (2008-17)	100.8
Drew Brees (2001-17)	100.7

(min. 125 attempts)

MOST SUPER BOWL PASSING YARDS

SUPER BOWL-WINNING QUARTERBACKS

466	Tom Brady (NE) *(LI)*
414	Kurt Warner (StL) *(XXXIV)*
373	Nick Foles (Phi.) *(LII)*
357	Joe Montana (SF) *(XXIII)*
354	Tom Brady (NE) *(XXXVIII)*

COMPLETION PERCENTAGE

NFL SINGLE-POSTSEASON HISTORY

72.6%	Nick Foles (Phi.) (2017)
71.1%	Peyton Manning (Den.) (2013)
70.6%	Tom Brady (NE) (2007)
70.6%	Drew Brees (NO) (2009)
68.9%	Tom Brady (NE) (2014)

(min. 100 attempts)

7 PASSING TOUCHDOWNS

NFL SINGLE-GAME HISTORY

DREW BREES
11/1/15
vs. NYG

NICK FOLES
11/3/13
at Oak.

PEYTON MANNING
9/5/13
vs. Bal.

JOE KAPP
9/28/69
vs. Bal.

Y.A. TITTLE
10/28/62
vs. Was.

GEORGE BLANDA
11/19/61
vs. NYT

ADRIAN BURK
10/17/54
at Was.

SID LUCKMAN
11/43/43
at NYG

CAREER STATISTICS

			PASSING										RUSHING					OFF SNAPS	
Year	**Team**	**GP/S**	**Att**	**Cmp**	**Pct**	**Yds**	**Y/A**	**TD**	**Int**	**Lg**	**Sk/Yd**	**Rate**	**Att**	**Yds**	**Avg**	**Lg**	**TD**	**No**	**Pct**
2012	Philadelphia	7/6	265	161	60.8	1699	6.4	6	5	46	20/131	79.1	11	42	3.8	14	1	454	40%
2013	Philadelphia	13/10	317	203	64.0	2891	9.1	27	2	63t	28/173	119.2	57	221	3.9	21	3	702	64%
2014	Philadelphia	8/8	311	186	59.8	2163	7.0	13	10	68t	9/74	81.4	16	68	4.3	14	0	545	46%
2015	St. Louis	11/11	337	190	56.4	2052	6.1	7	10	68	14/98	69.0	17	20	1.2	10	1	653	68%
2016	Kansas City	3/1	55	36	65.5	410	7.5	3	0	49	4/34	105.9	4	-4	-1.0	-1	0	106	10%
2017	Philadelphia	7/3	101	57	56.4	537	5.3	5	2	35	5/44	79.5	11	3	0.3	9	0	212	19%
2018	Philadelphia	5/5	195	141	72.3	1413	7.2	7	4	83t	9/47	96.0	9	17	1.9	4	0	357	33%
Totals		**54/44**	**1581**	**974**	**61.6**	**11165**	**7.1**	**68**	**33**	**83t**	**89/601**	**88.5**	**125**	**367**	**2.9**	**21**	**5**	**---**	**---**
PLAYOFFS																			
2013	Philadelphia	1/1	33	23	69.7	195	5.9	2	0	40	2/19	105.0	1	3	3.0	3	0	58	100%
2016	Kansas City	0/0	0	0	---	0	---	0	0	--	0/0	---	0	0	---	--	0	0	0%
2017	Philadelphia	3/3	106	77	72.6	971	9.2	6	1	55	2/14	115.7	5	-2	-0.4	1	0	204	99%
Totals		**4/4**	**139**	**100**	**71.9**	**1166**	**8.4**	**8**	**1**	**55**	**4/33**	**113.2**	**6**	**1**	**0.2**	**3**	**0**	**---**	**---**

ADDITIONAL STATISTICS

Fumbles/Lost: 31/14 - *2018 (4/2), 2017 (6/2); 2015 (5/2); 2014 (4/3); 2013 (4/2); 2012 (8/3)* **Postseason Fumbles/Lost:** 2/0 - *2017 (2/0)*

Receptions: 15-yard catch vs. Atl. (9/6/18) **Postseason Receptions:** 1-yard TD at NE (2/4/18) (**Super Bowl LII**)

CAREER HIGHS

Pass Attempts	62	10/26/14 at Ari.
Completions	36	10/26/14 at Ari.
Passing Yards	471	12/23/18 vs. Hou.
Yards/Attempt	14.5	11/3/13 at Oak.
Passing Long	83t	12/23/18 vs. Hou.
Passing TDs	7	11/3/13 at Oak.
Completion %	84.8	12/30/18 at Was.
Passer Rating	158.3	11/3/13 at Oak.
Rush Attempts	9	11/17/13 vs. Was.
Rushing Yards	47	11/17/13 vs. Was.
Rushing Long	21	12/15/13 at Min.
Rushing TDs	1	5x, last: 9/13/15 vs. Sea.

CAREER HIGHLIGHTS

- Led the Eagles to the first **Super Bowl** championship in franchise history in 2017 after taking over as the starting QB when **Carson Wentz** sustained a season-ending knee injury in Week 14 at L.A. Rams
- Became the first backup QB to win the **Super Bowl** since **Tom Brady** with New England in 2001. Only three QBs in NFL history have won the **Super Bowl** after starting 3-or-fewer games in the regular season: Foles in 2017 (3), **Jeff Hostetler** with N.Y Giants in 1990 (2) and **Doug Williams** with Washington in 1987 (2)
- Named **Super Bowl LII MVP** after completing 28-of-43 (65.1%) attempts for 373 yards, 3 TDs, 1 INT and a 106.1 passer rating in the 41-33 victory over New England. Also became the first NFL QB to catch a TD in the **Super Bowl** when he caught a 1-yard pass from **Trey Burton** on fourth down on one of the most memorable trick plays in NFL history, known as the "*Philly Special*"
- Tied an NFL record shared by **Philip Rivers** (11/25/18 vs. Arizona) and **Ryan Tannehill** (10/18/15-10/25/15) for most consecutive completions (25) at Was. (12/30/18). Foles and Rivers are the only NFL QBs to do so in a single game
- In a 2018, Week 16 contest vs. the Houston Texans, recorded an Eagles franchise-record 471 passing yards, breaking the previous mark set by Donovan McNabb on 12/5/04 vs. Green Bay (464 yards)
- Turned in one of the best postseason performances in NFL history in 2017, recording a 100+ passer rating in all 3 playoff games. Finished the stretch 77-of-106 (72.6%) for 971 yards, 6 TDs, 1 INT and a 115.7 passer rating

2018 GAME-BY-GAME STATISTICS (PHILADELPHIA)

				PASSING										RUSHING					SNAPS	
Date	**Opp**		**GP/S**	**Att**	**Cmp**	**Pct**	**Yds**	**Y/A**	**TD**	**Int**	**Lg**	**Sk/Yd**	**Rat**	**Att**	**Yds**	**Avg**	**Lg**	**TD**	**No**	**Pct**
Sep 6	Atl	W	1/1	34	19	55.9	117	3.4	0	1	18	2/13	50.7	1	-1	-1.0	-1	0	72	100%
Sep 16	at TB	L	1/1	48	35	72.9	334	7.0	1	0	50	3/13	98.8	3	8	2.7	4	0	79	100%
Sep 23	Ind	W	0/0	DID NOT PLAY																
Sep 30	at Ten	L	0/0	DID NOT PLAY																
Oct 7	Min	L	0/0	DID NOT PLAY																
Oct 11	at NYG	W	0/0	DID NOT PLAY																
Oct 21	Car	L	0/0	DID NOT PLAY																
Oct 28	at Jax	W	0/0	DID NOT PLAY																
Nov 11	Dal	L	0/0	DID NOT PLAY																
Nov 18	at NO	L	0/0	DID NOT PLAY																
Nov 25	NYG	W	0/0	DID NOT PLAY																
Dec 3	Was	W	0/0	DID NOT PLAY																
Dec 9	at Dal	L	0/0	DID NOT PLAY																
Dec 16	at LAR	W	1/1	31	24	77.4	270	8.7	0	1	50	0/0	89.4	2	5	2.5	3	0	64	100%
Dec 23	Hou	W	1/1	49	35	71.4	471	9.6	4	1	83t	1/9	120.4	1	1	1.0	1	0	81	99%
Dec 30	at Was	W	1/1	33	28	84.8	221	6.7	2	1	25	3/12	102.1	2	4	2.0	2	0	61	86%
Totals			**5/5**	**195**	**141**	**72.3**	**1413**	**7.2**	**7**	**4**	**83t**	**9/47**	**96.0**	**9**	**17**	**1.9**	**4**	**0**	**357**	**33%**

3+ PASSING TD GAMES (11)

Date	Opponent	TDs
11/3/13	at Oakland Raiders (W, 49-20)	7
12/23/18	vs. Houston Texans (W, 32-30)	4
12/17/17	at New York Giants (W, 34-29)	4
2/4/18	at New England Patriots (SB) (W, 41-33)	3
1/21/18	vs. Minnesota Vikings (Conf.) (W, 38-7)	3
10/4/15	at Arizona Cardinals (W, 24-22)	3
9/21/14	vs. Washington Redskins (W, 37-34)	3
12/15/13	at Minnesota Vikings (L, 30-48)	3
12/1/13	vs. Arizona Cardinals (W, 24-21)	3
11/10/13	at Green Bay Packers (W, 27-13)	3
10/13/13	at Tampa Bay Buccaneers (W, 31-20)	3

CAREER HIGHLIGHTS (Continued)

- In 2017, produced the highest completion percentage (72.6%) in NFL single-postseason history and 3rd-highest passer rating (115.7), behind **Joe Flacco** in 2012 (117.2) and **Drew Brees** in 2009 (117.0) (min. 100 attempts)
- Owns the highest passer rating in NFL postseason history (113.2) (min. 125 attempts). Is the only QB in NFL history to record a 100+ passer rating in each of his first 4 career playoff games (min. 20 attempts per game)
- Ranks 1st in Eagles history with a 93.2 career QB rating (min. 600 attempts) and 9th all-time in passing yards (8,703)
- Selected to his first career **Pro Bowl** and earned **Pro Bowl MVP** honors following a career year in 2013. Completed 203-of-317 (64.0%) attempts for 2,891 yards, 27 TDs, 2 INTs and a 119.2 passer rating in only 10 starts
- Produced the best TD-INT ratio (27-2) in NFL history in 2013. Is the only QB in NFL history to record 20+ passing TDs with no more than 2 INTs
- Led the NFL in passer rating (119.2) in 2013. Became the first Eagle to lead the league in passer rating since **Tommy Thompson** in 1949 (84.4)
- In just his 9th career start at Oak. (11/3/13), became the seventh QB (now eight) in NFL history to throw 7 TDs in a single game, joining **Peyton Manning** (9/5/13 vs. Bal.), **Joe Kapp** (9/28/69 vs. Bal.), **Y.A. Tittle** (10/28/62 vs. Was.), **George Blanda** (11/19/61 vs. N.Y. Titans), **Adrian Burk** (10/17/54 at Was.) and **Sid Luckman** (11/14/43 at NYG)

2017 GAME-BY-GAME STATISTICS (PHILADELPHIA)

				PASSING										RUSHING					SNAPS	
Date	**Opp**		**GP/S**	**Att**	**Cmp**	**Pct**	**Yds**	**Y/A**	**TD**	**Int**	**Lg**	**Sk/Yd**	**Rat**	**Att**	**Yds**	**Avg**	**Lg**	**TD**	**No**	**Pct**
Sep 10	at Was	W	0/0	DID NOT PLAY																
Sep 17	at KC	L	0/0	DID NOT PLAY																
Sep 24	NYG	W	0/0	DID NOT PLAY																
Oct 1	at LAC	W	0/0	DID NOT PLAY																
Oct 8	Ari	W	0/0	DID NOT PLAY																
Oct 12	at Car	W	0/0	DID NOT PLAY																
Oct 23	Was	W	0/0	DID NOT PLAY																
Oct 29	SF	W	1/0	0	0	---	0	--	0	0	--	0/0	---	2	-2	-1.0	-1	0	9	13%
Nov 5	Den	W	1/0	1	1	100.0	35	35.0	0	0	35	1/8	118.8	1	-1	-1.0	-1	0	14	20%
Nov 19	at Dal	W	0/0	DID NOT PLAY																
Nov 26	Chi	W	1/0	3	3	100.0	21	7.0	0	0	22	0/0	95.8	4	-3	-0.8	0	0	11	14%
Dec 3	at Sea	L	0/0	DID NOT PLAY																
Dec 10	at LAR	W	1/0	10	6	60.0	42	4.2	0	0	16	1/7	69.6	1	9	9.0	9	0	23	25%
Dec 17	at NYG	W	1/1	38	24	63.2	237	6.2	4	0	32	1/4	115.8	2	0	0.0	1	0	68	100%
Dec 25	Oak	W	1/1	38	19	50.0	163	4.3	1	1	25	2/25	59.4	0	0	---	--	0	68	100%
Dec 31	Dal	L	1/1	11	4	36.4	39	3.6	0	1	15	0/0	9.3	1	0	0.0	0	0	19	32%
Totals			**7/3**	**101**	**57**	**56.4**	**537**	**5.3**	**5**	**2**	**35**	**5/44**	**79.5**	**11**	**3**	**0.4**	**9**	**0**	**212**	**19%**
PLAYOFFS																				
Jan 13	Atl	W	1/1	30	23	76.7	246	8.2	0	0	32	1/8	100.1	5	-2	-0.4	1	0	67	100%
Jan 21	Min	W	1/1	33	26	78.8	352	10.7	3	0	53t	1/6	141.4	0	0	---	--	0	62	95%
Feb 4	at NE	W	1/1	43	28	65.1	373	8.7	3	1	55	0/0	106.1	0	0	---	--	0	75	100%
Totals			**3/3**	**106**	**77**	**72.6**	**971**	**9.2**	**6**	**1**	**55**	**2/14**	**115.7**	**5**	**-2**	**-0.4**	**1**	**0**	**204**	**99%**

300+ YARD GAMES (12)

Date	Opponent	Yards
12/23/18	vs. Houston Texans (W, 32-20)	471
12/15/13	at Minnesota Vikings (L, 30-48)	428
10/26/14	at Arizona Cardinals (L, 20-24)	411
11/3/13	at Oakland Raiders (W, 49-20)	406
12/9/12	at Tampa Bay Buccaneers (W, 23-21)	381
2/4/18	at New England Patriots (SB) (W, 41-33)	373
1/21/18	vs. Minnesota Vikings (Conf.) (W, 38-7)	352
12/23/12	vs. Washington Redskins (L, 20-27)	345
9/16/18	at Tampa Bay Buccaneers (L, 21-27)	334
9/15/14	at Indianapolis Colts (W, 30-27)	331
9/21/14	vs. Washington Redskins (W, 37-34)	325
9/7/14	vs. Jacksonville Jaguars (W, 34-17)	322

CAREER HIGHLIGHTS (Continued)

- Is only the third QB in NFL history to throw 7 TDs with 0 INTs in a single game, joining **Peyton Manning** (9/5/13 vs. Bal.) and **Y.A. Tittle** (10/28/62 vs. Was.). Is the only NFL QB to do so before the start of the fourth quarter

2018 - PHILADELPHIA EAGLES (5/5)

- Tied an NFL record shared by **Philip Rivers** (11/25/18 vs. Arizona) and **Ryan Tannehill** (10/18/15-10/25/15) for most consecutive completions (25) at Was. (12/30/18). Foles and Rivers are the only NFL QBs to do so in a single game. For the game, completed 28-of-33 attempts for a career-high 84.8% completion percentage, 221 yards, 2 TDs, 1 INT and a 102.1 passer rating
- Named **NFC Offensive Player of the Week** after recording a franchise-record 471 passing yards in a Week 16 win vs. Hou. (12/23/18), breaking the previous mark set by **Donovan McNabb** on 12/5/04 vs. Green Bay (464 yards). Added 4 touchdown passes, including a career-long 83-yard strike to WR **Nelson Agholor**, to notch a 120.4 QB rating. Finished the game 15-for-16 (93.8 pct.) for 193 yards and 3 TDs on third and fourth down

BELIEVE IT

In July 2018, Foles published an autobiography, ***Believe It***, which was written with Joshua Cooley through Tyndale House. The book, which recounts Foles' "journey of success, failure and overcoming the odds," debuted at No. 5 on the *New York Times*' best-seller list for hardcover nonfiction and additionally appeared on the *Publishers Weekly* and *USA Today* best-seller lists. Foles donated 100 percent of *Believe It*'s profits to charity.



BEST CHAMPIONSHIP PERFORMANCE

At the 26th annual **ESPY Awards** in July 2018, Foles was awarded the ESPY for "**Best Championship Performance**," beating out Villanova's Donte DiVincenzo, Golden State Warriors' Kevin Durant and Houston Astros' George Springer for the honor. Foles delivered a powerful and passionate acceptance speech:

"It's been a crazy career. If any of y'all know my career path, it doesn't make sense. But you know, I'm here right now. My teammates, coaches, you know what, we faced so much adversity this year, we have an amazing team. It's so much fun to go to work in that locker room every single day. I couldn't have done it without y'all. We see what happened. We won the first Super Bowl in Philadelphia history, so we've got a special group of guys.

And then to the Philadelphia fans. Y'all get a (bad) rap everywhere, but the passion, y'all bring it every single day. So thank y'all. And finally, there's a lot of kids watching this and it's kind of been the theme. There are going to be people who doubt you. Don't listen to them. What matters is what's in here (taps on chest) and the people who love you and support you. Go out there every day and be bold. Thank you."

MONTHLY AWARDS (1)

Award	Month	Year
NFC Offensive Player of the Month	November	2013

WEEKLY AWARDS (3)

Award	Week	Year
NFC Offensive Player of the Week	Week 16	2018
NFC Offensive Player of the Week	Week 9	2013
NFC Offensive Player of the Week	Week 6	2013

100+ RATING GAMES (21)

Date	Opponent	Rating
11/3/13	at Oakland Raiders (W, 49-20)	158.3
11/10/13	at Green Bay Packers (W, 27-13)	149.3
1/21/18	vs. Minnesota Vikings (Conf.) (W, 38-7)	141.4
10/30/16	at Indianapolis Colts (W, 30-14)	135.2
10/13/13	at Tampa Bay Buccaneers (W, 31-20)	133.3
12/22/13	vs. Chicago Bears (W, 54-11)	131.7
10/4/15	at Arizona Cardinals (W, 24-22)	126.9
12/29/13	at Dallas Cowboys (W, 24-22)	124.4
12/23/18	vs. Houston Texans (W, 32-30)	120.4
12/17/17	at New York Giants (W, 34-29)	115.8
9/13/15	vs. Seattle Seahawks (W, 34-31)	115.8
10/6/13	at New York Giants (W, 36-21)	114.9
9/21/14	vs. Washington Redskins (W, 37-34)	114.4
12/1/13	vs. Arizona Cardinals (W, 24-21)	112.0
2/4/18	at New England Patriots (SB) (W, 41-33)	106.1
1/4/14	vs. New Orleans Saints (WC) (L, 24-26)	105.0
11/17/13	vs. Washington Redskins (W, 24-16)	104.3
12/15/13	at Minnesota Vikings (L, 30-48)	103.5
12/30/18	at Washington Redskins (W, 24-0)	102.1
11/1/15	vs. San Francisco 49ers (W, 27-6)	101.9
1/13/18	vs. Atlanta Falcons (Div.) (W, 15-10)	100.1

LB NATHAN GERRY 47

6-2 | 230 2nd Year

DOB: Feb. 23, 1995 (Age 23)

Sioux Falls, South Dakota

Washington High School

Nebraska

D5b-17 (184th overall) by Philadelphia

2017

Nathan Gerry (pronounced GARY) was selected by the Eagles in the 5th round (184th overall) of the 2017 NFL Draft. Formerly a safety at Nebraska, Gerry made the transition to linebacker as a rookie and saw action primarily on the special teams units. He finished tied for 6th on the team with 181 special teams snaps and registered 6 special teams tackles in 10 games.

SPECIAL TEAMS SNAPS

EAGLES PLAYERS IN 2017

Kamu Grugier-Hill	345 (75%)
Trey Burton	308 (67%)
Najee Goode	293 (64%)
Corey Clement	291 (64%)
Mack Hollins	232 (51%)
Nathan Gerry	181 (40%)
Corey Graham	181 (40%)

Gerry ranked 2nd among Eagles rookies with 6 special teams tackles in 2017, trailing only Corey Clement (10).

MOST INTERCEPTIONS

NCAA SAFETIES (2014-16)

14	Gerod Holliman (Louisville)
14	Xavier Woods (La. Tech)
13	Nathan Gerry (Nebraska)
13	Dylan Haines (Texas)

THREE STEP DROP

First job: Host at Famous Dave's

Best player he ever lined up against: Lions RB Ameer Abdullah

Player he models his game after: Vikings S Harrison Smith

Moment left star stuck: "My first preseason game. I was on the sidelines and Green Bay made a play on our sideline and I was like, 'Oh wow, that's Clay Matthews.' That was probably the first one that I was really star struck by."

Favorite quote: "A winner never quits and a quitter nevers wins."

CAREER HIGHLIGHTS

2018 - PHILADELPHIA EAGLES (13/2)

- Recorded his 1st career INT when he picked off Redskins QB **Mark Sanchez** in the 28-13 win vs. Was. (12/3/18)
- Started and recorded career highs in tackles (4) and defensive snaps played (33) in the 25-22 win vs. NYG (11/25/18)

2017 - PHILADELPHIA EAGLES (10/1, 3/0)

- Finished tied for 6th on the team with 181 special teams snaps and registered 6 special teams tackles
- Saw the first defensive action of his NFL career vs. Dal. (12/31/17) and recorded 1 solo tackle and 1 PD

LB NATHAN GERRY 47

CAREER STATISTICS																		
			TACKLES					PASS DEFENSE						FUMBLES			DEF SNAPS	
Year	Team	GP/S	Total	Solo	Asst	TFL	Sacks	Int	Yds	Lg	TD	PD	QPH	FF	FR	Yds	No	Pct
2017	Philadelphia	10/1	1	1	0	0	0.0	0	0	--	0	1	0	0	0	0	20	2%
2018	Philadelphia	13/2	18	13	5	0	0.0	1	8	8	0	1	0	0	0	0	134	13%
Totals		**23/3**	**19**	**14**	**5**	**0**	**0.0**	**1**	**8**	**8**	**0**	**2**	**0**	**0**	**0**	**0**	**---**	**---**
PLAYOFFS																		
2017	Philadelphia	3/0	0	0	0	0	0.0	0	0	--	0	0	0	0	0	0	1	1%
Totals		**3/0**	**0**	**0**	**0**	**0**	**0.0**	**0**	**0**	**--**	**0**	**0**	**0**	**0**	**0**	**0**	**---**	**---**

ADDITIONAL STATISTICS

Special Teams Tackles: 10 - *2018 (4); 2017 (6)*

CAREER HIGHS		
Tackles	5	2x, last: 12/16/18 at LAR
Sacks	--	---
INTs	1	12/3/18 vs. Was.
PDs	1	2x, last: 9/6/18 vs. Atl.
FFs	--	---
FRs	--	---

BIRDSEED

Gerry is the son of Kelli and Brian Gerry. During college, Gerry majored in sociology and volunteered his time with team hospital visits, Big Brothers/Big Sisters and Uplifting Athletes.

Gerry helped lead Washington (SD) High School's football team to a 48-3 record and three state championships. He was a two-way starter, playing running back and wide receiver. Gerry also handled kicking and punting duties as a senior.

Gerry was also a track standout in high school, winning his second straight 200-meter state title as a senior as well as the 100-meter event. Gerry set the state record in the 200 meters with a time of 21.52.

@NathanGerry @nathangerry

2018 GAME-BY-GAME STATISTICS (PHI)												
Date	Opp		GP/S	Tot	Solo	Sk	Int	PD	FF	FR	Snaps	Pct
Sep 6	Atl	W	1/1	1	1	0.0	0	1	0	0	26	37%
Sep 16	at TB	L	1/0	0	0	0.0	0	0	0	0	4	7%
Sep 23	Ind	W	1/0	0	0	0.0	0	0	0	0	0	0%
Sep 30	at Ten	L	1/0	0	0	0.0	0	0	0	0	1	1%
Oct 7	Min	L	1/0	0	0	0.0	0	0	0	0	0	0%
Oct 11	at NYG	W	0/0	INACTIVE (ANKLE, KNEE)								
Oct 21	Car	L	0/0	INACTIVE (ANKLE, KNEE)								
Oct 28	at Jax	W	0/0	INACTIVE (ANKLE, KNEE)								
Nov 11	Dal	L	1/0	0	0	0.0	0	0	0	0	2	3%
Nov 18	at NO	L	1/0	1	0	0.0	0	0	0	0	8	11%
Nov 25	NYG	W	1/1	4	2	0.0	0	0	0	0	33	53%
Dec 3	Was	W	1/0	2	2	0.0	1	0	0	0	11	24%
Dec 9	at Dal	L	1/0	5	4	0.0	0	0	0	0	29	29%
Dec 16	at LAR	W	1/0	5	4	0.0	0	0	0	0	20	26%
Dec 23	Hou	W	1/0	0	0	0.0	0	0	0	0	0	0%
Dec 30	at Was	W	1/0	0	0	0.0	0	0	0	0	0	0%
Totals			**13/2**	**18**	**13**	**0.0**	**1**	**1**	**0**	**0**	**134**	**13%**

COLLEGE HIGHLIGHTS

- Named a Bednarik Award semifinalist, earned All-America recognition and received first-team All-Big Ten honors as a senior in 2016. Played in 11 games (all starts) and finished 2nd on the team with 74 tackles. Added 4 INTs for the third-consecutive season
- Voted third-team All-Big Ten by the media as a junior in 2015 after leading the Huskers with 79 tackles and 4 INTs
- Earned Honorable Mention All-Big Ten accolades as a sophomore in 2014. Started every game and led Nebraska with a career-high 5 INTs, all in conference games. Totaled a career-high 15 tackles and an INT at Iowa (11/28/14) to earn Big Ten Defensive Player of the Week honors

WR SHELTON GIBSON 18

5-11 | 191 2nd Year

DOB: March 20, 1995 (Age 23)

Cleveland, Ohio

Cleveland Heights High School

West Virginia
D5a-17 (166th overall)
by Philadelphia

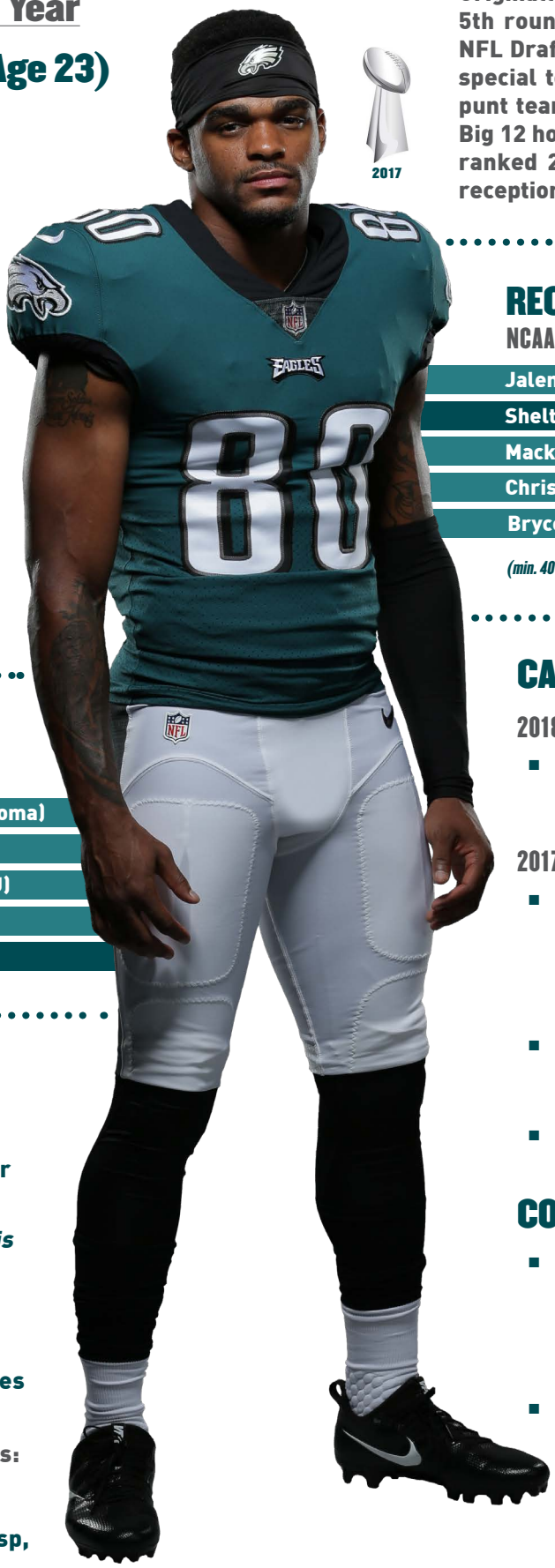

2017

Originally selected by the Eagles in the 5th round (166th overall) of the 2017 NFL Draft, **Shelton Gibson** carved out a special teams role as a gunner on the punt team in his debut season. An All-Big 12 honoree at West Virginia, Gibson ranked 2nd in the NCAA in yards per reception (23.0) from 2015-16.

RECEIVING AVERAGE

NCAA PLAYERS (2015-16)

Jalen Robinette (Air Force)	26.2
Shelton Gibson (WVU)	23.0
Mack Hollins (UNC)	22.9
Chris Moore (Cincinnati)	21.8
Bryce Treggs (California)	21.2

(min. 40 receptions)

MOST RECEIVING TDs

BIG 12 CONFERENCE PLAYERS (2015-16)

21	Dede Westbrook (Oklahoma)
20	Corey Coleman (Baylor)
20	James Washington (OSU)
19	K.D. Cannon (Baylor)
17	Shelton Gibson (WVU)

THREE STEP DROP

Nickname: Gibby

First job: Busboy and dishwasher at Asian stir-fry restaurant

Favorite movies: *Rugrats in Paris* and *Homeward Bound: The Incredible Journey*

Favorite TV show: *Quantico*

Favorite meal: Hot wings and fries with ranch dressing

Three favorite throwback jerseys: Michael Jordan, *Space Jam* Tune Squad; LeBron James, Cleveland Cavaliers; Coco Crisp, Cleveland Indians

CAREER HIGHLIGHTS

2018 - PHILADELPHIA EAGLES (15/0)

- Hauled in a career-long 48-yard reception from QB **Carson Wentz** vs. Min. (10/7/18)

2017 - PHILADELPHIA EAGLES (5/0, 3/0)

- Saw action primarily as a gunner on the punt team in the second half of the season. Played 44 special teams snaps and posted 1 special teams tackle
- Recorded the first 2 receptions of his career for 11 yards in the season finale vs. Dal. (12/31/17)
- Made his NFL debut in the 31-3 win vs. Chi. (11/26/17)

COLLEGE HIGHLIGHTS

- Totaled 84 receptions for 1,898 yards (22.6 avg.) and 17 TDs in 38 career games at West Virginia. Also recorded 53 kickoff returns for 1,244 yards (23.5 avg.)
- Earned second-team All-Big 12 honors after ranking 4th in the NCAA in receiving average (22.1) as a junior in 2016. Registered career highs in receptions (43) and receiving yards (951)

WR SHELTON GIBSON 18

CAREER STATISTICS									
			RECEIVING					OFF SNAPS	
Year	Team	GP/S	Rec	Yds	Avg	Lg	TD	No	Pct
2017	Philadelphia	5/0	2	11	5.5	6	0	17	2%
2018	Philadelphia	15/0	1	48	48.0	48	0	64	6%
Totals		**20/0**	**3**	**59**	**19.7**	**48**	**0**	**---**	**---**
PLAYOFFS									
2017	Philadelphia	3/0	0	0	---	--	0	0	0%
Totals		**3/0**	**0**	**0**	**---**	**--**	**0**	**---**	**---**
ADDITIONAL STATISTICS									
Kick Returns: *2018 (3-57)* **Special Teams Tackles:** 3 - *2018 (2); 2017 (1)*									

CAREER HIGHS		
Receptions	2	12/31/17 vs. Dal.
Receiving Yards	48	10/7/18 vs. Min.
Receiving Long	48	10/7/18 vs. Min.
Receiving TDs	--	---

BIRDSEED

Gibson is the son of Shalett and Shelton Gibson and has four siblings. He majored in multi-disciplinary studies.

Gibson prepped at Cleveland Heights HS (Cleveland, OH), where he finished with 700 receiving yards as a senior while scoring as a receiver, rusher, kickoff returner, punt returner and passed for a TD.

Gibson also lettered in track and field, participating in sprints and relays.

@sheltongibson_

COLLEGE HIGHLIGHTS (Continued)

- Named All-Big 12 Honorable Mention as a sophomore in 2015 after ranking 2nd in the NCAA in receiving average (23.97) , trailing only Eagles teammate **Mack Hollins** (24.8). Produced 37 catches for 887 yards and a career-high 9 TDs. Returned 11 kickoffs for 361 yards (32.8 avg.), including a 100-yard TD at Baylor (10/17/15)

TRANSACTIONS

2017 Drafted by PHI in 5th round (166th overall)
Signed 4-year contract

2018 GAME-BY-GAME STATISTICS (PHI)											
				RECEIVING					SNAPS	
Date	Opp		GP/S	Rec	Yds	Avg	Lg	TD	No	Pct
Sep 6	Atl	W	1/0	0	0	---	--	0	4	6%
Sep 16	at TB	L	1/0	0	0	---	--	0	35	44%
Sep 23	Ind	W	1/0	0	0	---	--	0	1	1%
Sep 30	at Ten	L	1/0	0	0	---	--	0	3	4%
Oct 7	Min	L	1/0	1	48	48.0	48	0	9	15%
Oct 11	at NYG	W	1/0	0	0	---	--	0	4	6%
Oct 21	Car	L	1/0	0	0	---	--	0	2	3%
Oct 28	at Jax	W	1/0	0	0	---	--	0	2	3%
Nov 11	Dal	L	1/0	0	0	---	--	0	1	2%
Nov 18	at NO	L	1/0	0	0	---	--	0	0	0%
Nov 25	NYG	W	1/0	0	0	---	--	0	0	0%
Dec 3	Was	W	1/0	0	0	---	--	0	3	4%
Dec 9	at Dal	L	1/0	0	0	---	--	0	0	0%
Dec 16	at LAR	W	1/0	0	0	---	--	0	0	0%
Dec 23	Hou	W	1/0	0	0	---	--	0	0	0%
Dec 30	at Was	W	0/0	INACTIVE						
Totals			**15/0**	**1**	**48**	**48.0**	**48**	**0**	**64**	**6%**

2017 GAME-BY-GAME STATISTICS (PHI)											
				RECEIVING					SNAPS	
Date	Opp		GP/S	Rec	Yds	Avg	Lg	TD	No	Pct
Sep 10	at Was	W	0/0	INACTIVE						
Sep 17	at KC	L	0/0	INACTIVE						
Sep 24	NYG	W	0/0	INACTIVE						
Oct 1	at LAC	W	0/0	INACTIVE						
Oct 8	Ari	W	0/0	INACTIVE						
Oct 12	at Car	W	0/0	INACTIVE						
Oct 23	Was	W	0/0	INACTIVE						
Oct 29	SF	W	0/0	INACTIVE						
Nov 5	Den	W	0/0	INACTIVE						
Nov 19	at Dal	W	0/0	INACTIVE						
Nov 26	Chi	W	1/0	0	0	0.0	0	0	4	5%
Dec 3	at Sea	L	1/0	0	0	0.0	0	0	0	0%
Dec 10	at LAR	W	1/0	0	0	0.0	0	0	0	0%
Dec 17	at NYG	W	1/0	0	0	0.0	0	0	0	0%
Dec 25	Oak	W	0/0	INACTIVE						
Dec 31	Dal	L	1/0	2	11	5.5	6	0	13	22%
Totals			**5/0**	**2**	**11**	**5.5**	**6**	**0**	**17**	**2%**
PLAYOFFS										
Jan 13	Atl	W	1/0	0	0	---	--	0	0	0%
Jan 21	Min	W	1/0	0	0	---	--	0	0	0%
Feb 4	at NE	W	1/0	0	0	---	--	0	0	0%
Totals			**3/0**	**0**	**0**	**---**	**--**	**0**	**0**	**0%**

TE DALLAS GOEDERT 88

6-5 | 256 Rookie

DOB: Jan. 3, 1995 (Age 23)

Britton, South Dakota

Britton-Hecla High School

South Dakota State
D2-18 (49th overall) by Philadelphia

Originally selected by the Eagles in the 2nd round (49th overall) of the 2018 NFL Draft, **Dallas Goedert** (pronounced GOD-ert) was a two-time FCS All-American (2016-17) at South Dakota State, where he amassed 1,000+ receiving yards as a junior and senior and totaled a school-record 92 catches in 2016.

2018 ROOKIE TES

RECEIVING TOUCHDOWNS

Dallas Goedert (Phi.)	4
Christopher Herndon (NYJ)	4
Jordan Thomas (Hou.)	4

RECEIVING YARDS

Mark Andrews (Bal.)	552
Christopher Herndon (NYJ)	502
Dallas Goedert (Phi.)	334

RECEPTIONS

Christopher Herndon (NYJ)	39
Ian Thomas (Car.)	36
Mark Andrews (Bal.)	34
Dallas Goedert (Phi.)	33

NCAA FCS PLAYERS

RECEPTIONS (2016-17)

201	Troy Pelletier (Lehigh)
181	Keelan Doss (UC Davis)
170	Justin Watson (Penn)
164	Dallas Goedert (SDSU)*

RECEIVING YARDS (2016-17)

2,652	Nathan Stewart (SHSU)
2,570	Troy Pelletier (Lehigh)
2,410	Keelan Doss (UC Davis)
2,404	Dallas Goedert (SDSU)*

** Led all NCAA FCS tight ends*

CAREER HIGHLIGHTS

2018 - PHILADELPHIA EAGLES (16/8)

- His 4 receiving TDs are tied for the most by a rookie TE in 2018 and are also tied for 6th among all rookies. His 4 TDs are also tied for the 3rd-most by a rookie TE in Eagles history
- Corralled a fourth-quarter TD to tie the game at 16-16 at Dal. (12/9/18)
- Scored a TD for the second-consecutive week when he registered a 32-yard catch-and-run score just before halftime to give the Eagles a 10-6 lead at Jax. (10/28/18)
- Hauled in the second TD of his career vs. Car. (10/21/18), while totaling 4 catches for 43 yards

THREE STEP DROP

First job: Owned a lawn care company

Surprisingly good at: Unicycling

Players he models his game after: Zach Ertz and Travis Kelce

Favorite athletes growing up: Brett Favre and Aaron Rodgers

Favorite TV show: *The Office*

Favorite music: Country, Sam Hunt

TE DALLAS GOEDERT 88

CAREER STATISTICS									
			RECEIVING					OFF SNAPS	
Year	Team	GP/S	Rec	Yds	Avg	Lg	TD	No	Pct
2018	Philadelphia	16/8	33	334	10.1	32t	4	525	48%
Totals		**16/8**	**33**	**334**	**10.1**	**32t**	**4**	**---**	**---**

ADDITIONAL STATISTICS

Special Teams Tackles: 3 - *2018 (3)*

CAREER HIGHS		
Receptions	7	9/23/18 vs. Ind.
Receiving Yards	73	9/23/18 vs. Ind.
Receiving Long	32t	10/28/18 at Jax.
Receiving TDs	1	4x, last: 12/9/18 at Dal.

2018 GAME-BY-GAME STATISTICS (PHI)										
				RECEIVING					SNAPS	
Date	Opp		GP/S	Rec	Yds	Avg	Lg	TD	No	Pct
Sep 6	Atl	W	1/0	1	4	4.0	4	0	17	24%
Sep 16	at TB	L	1/0	0	0	---	--	0	17	22%
Sep 23	Ind	W	1/1	7	73	10.4	19	1	55	67%
Sep 30	at Ten	L	1/1	2	13	6.5	10	0	31	40%
Oct 7	Min	L	1/0	2	16	8.0	11	0	35	59%
Oct 11	at NYG	W	1/1	1	7	7.0	7	0	32	45%
Oct 21	Car	L	1/1	4	43	10.8	21	1	37	55%
Oct 28	at Jax	W	1/0	1	32	32.0	32t	1	30	48%
Nov 11	Dal	L	1/0	0	0	---	--	0	18	29%
Nov 18	at NO	L	1/1	0	0	---	--	0	16	31%
Nov 25	NYG	W	1/0	3	33	11.0	16	0	36	55%
Dec 3	Was	W	1/1	0	0	---	--	0	39	52%
Dec 9	at Dal	L	1/1	4	44	11.0	26	1	31	60%
Dec 16	at LAR	W	1/1	2	12	6.0	10	0	39	61%
Dec 23	Hou	W	1/0	3	30	10.0	24	0	48	59%
Dec 30	at Was	W	1/0	3	27	9.0	25	0	44	62%
Totals			**16/8**	**33**	**334**	**10.1**	**32t**	**4**	**525**	**48%**

EXPERT UNICYCLIST

Goedert is not just an athlete in the traditional sense - he is also a skilled unicyclist. "I was looking through the JCPenney catalog one day - the Christmas catalog, the thick one. I saw a unicycle and I told my mom that I wanted one. She said, 'Well, your grandpa has a bunch of unicycles. We used to ride them all the time.' So I said, 'Can we go get one?' Let's do it.' So I learned how. I have three other cousins that know how, too. And we ride in parades or centennials, 125th, Fourth of July parades in small towns around Britain. It was one of the biggest attractions in the parade, people love seeing it." Perhaps the greatest feat of Goedert's unicycling career is learning how to ride a six-foot unicycle, which he says requires starting off the back of a truck.

DALLAS IN PHILLY

Goedert's first name, Dallas, comes from his dad, who was a Dallas Cowboys fan, though his stepdad raised him to root for the Green Bay Packers. That being said, Goedert assures that everyone in his family now loves the Eagles. Additionally, shortly after he was selected by Philadelphia in the 2nd round of the 2018 NFL Draft, Goedert took notice of a handful of GoFundMe pages lobbying for him to change his name to 'Philly.'

"We're going to have a little bit of trouble with that, but hopefully I can make enough plays that they'll get over [my name being Dallas]."

BASKETBALL STAR

Goedert was a very talented basketball player and considers the sport his first 'true love.' However, his mom helped him focus on football with some friendly advice. "She said I'm going to have a better chance playing college football than basketball because 22 people start in football and only five start in basketball. I think she was just telling me that being 6'5" is being too short to be a three, four or five guy in the NBA."

Goedert definitely notices the impact that basketball has had on his football career. "Beating man coverage is a lot like driving to the hole, doing a crossover to get by somebody. And then any time you're in the red zone you're using your body like you're boxing out, or go up and catch a fade ball like you are high-pointing a rebound. A lot of things translate."

BIRDSEED

Goedert was a two-time honorable mention all-state selection and three-time all-conference pick in both football and basketball at Britton-Hecla High School.

@goedert33 @goedert33

DE BRANDON GRAHAM 55

6-2 | 265 9th Year

DOB: April 3, 1988 (Age 30)

AP 2016

2017

Originally selected by Philadelphia with the 13th-overall pick in the 2010 NFL Draft, **Brandon Graham** is the longest-tenured member of the Eagles defense. In 2017, Graham was named a Pro Bowl first alternate after leading the team with career highs in sacks (9.5).

Michigan
D1-10 (13th overall) by Philadelphia

MOST SACKS
EAGLES PLAYERS IN 2017

Brandon Graham	9.5
Fletcher Cox	5.5
2 Players Tied	5.0

MOST FORCED FUMBLES
NFL PLAYERS SINCE 2014

Lavonte David (TB)	16
Chandler Jones (Ari.)	16
Von Miller (Den.)	16
Ryan Kerrigan (Was.)	15
Khalil Mack (Chi.)	15
Julius Peppers (Car.)	14
Robert Quinn (LAR)	14
J.J. Watt (Hou.)	14
Brandon Graham (Phi.)	13
Jamie Collins (Cle.)	13
Aaron Donald (LAR)	13
Bruce Irvin (Oak.)	13
Cameron Wake (Mia.)	13

(includes regular season and postseason games)

TACKLES FOR LOSS
EAGLES PLAYERS IN 2017

16	Brandon Graham
13	Vinny Curry
11	Malcolm Jenkins
9	Derek Barnett
9	Tim Jernigan

THREE STEP DROP

Bucket list: **Drive a NASCAR car**

First jersey: **Dave Bing, Detroit Pistons**

First job: **Working the grill at McDonald's**

Favorite Halloween costume: **Batman, when he was 10 years old**

Favorite movie: ***Equalizer***

Favorite book: ***New Money: Staying Rich*** **by Phillip Buchanon**

Favorite quote: **"Those who stay, will be champions." - Bo Schembechler**

CAREER HIGHLIGHTS

- Recorded the top defensive play of **Super Bowl LII** when he strip-sacked Patriots QB **Tom Brady** in the fourth quarter (recovered by **Derek Barnett**). The takeaway set up a 46-yard FG by **Jake Elliott** that gave the Eagles a 41-33 lead with 1:05 remaining
- Ranks 7th in franchise history with 42.5 career sacks
- Voted second-team **All-Pro** in 2016
- Is tied for 9th in FFs (13) in the NFL since 2014, including postseason

DE BRANDON GRAHAM 55

CAREER STATISTICS																		
			TACKLES					PASS DEFENSE						FUMBLES			DEF SNAPS	
Year	Team	GP/S	Total	Solo	Asst	TFL	Sacks	Int	Yds	Lg	TD	PD	QPH	FF	FR	Yds	No	Pct
2010	Philadelphia	13/6	19	12	7	1	3.0	0	0	--	0	0	13	2	0	0	N/A	N/A
2011	Philadelphia	3/0	4	2	2	1	0.0	0	0	--	0	0	1	0	0	0	N/A	N/A
2012	Philadelphia	16/6	50	34	16	7	5.5	0	0	--	0	1	27	2	1	0	420	40%
2013	Philadelphia	16/0	21	14	7	2	3.0	0	0	--	0	0	7	1	0	0	323	27%
2014	Philadelphia	16/1	43	29	14	13.5	5.5	0	0	--	0	0	18	4	0	0	499	43%
2015	Philadelphia	16/10	63	44	19	12.5	6.5	0	0	--	0	1	7	3	0	0	858	71%
2016	Philadelphia	16/16	64	50	14	14	5.5	0	0	--	0	1	30	2	1	4	764	75%
2017	Philadelphia	15/15	51	43	8	16	9.5	0	0	--	0	1	27	2	1	0	666	65%
2018	Philadelphia	16/16	46	37	9	12	4.0	0	0	--	0	2	40	1	1	0	753	72%
Totals		**127/70**	**361**	**265**	**96**	**79**	**42.5**	**0**	**0**	**--**	**0**	**6**	**170**	**16**	**4**	**4**	**---**	**---**
PLAYOFFS																		
2010	Philadelphia	0/0	PLACED ON INJURED RESERVE (KNEE) ON 12/14/10															
2013	Philadelphia	1/0	2	1	1	0	1.0	0	0	--	0	0	1	0	0	0	22	31%
2017	Philadelphia	3/3	5	4	1	0	1.0	0	0	--	0	0	13	1	0	0	162	79%
Totals		**3/2**	**7**	**5**	**2**	**0**	**2.0**	**0**	**0**	**--**	**0**	**0**	**14**	**1**	**0**	**0**	**---**	**---**

ADDITIONAL STATISTICS

Special Teams Tackles: 15 - 2014 (8); 2013 (7)

CAREER HIGHS		
Tackles	10	12/13/12 vs. Cin.
Sacks	2.5	12/13/12 vs. Cin.
INTs	--	---
PDs	1	6x, last: 12/30/18 at Was.
FFs	2	11/8/15 at Dal.
FRs	1	4x, last: 12/9/18 at Dal.

BIGGEST INFLUENCE

Graham names his mother, Tasha Graham, as being the most influential person in his life. A cancer survivor, Tasha was diagnosed with leukemia at a young age. She spent most of her life working at a Chrysler auto plant to support Brandon and his three sisters.

Recalled Tasha, "The doctors told me I would never be able to have kids, so I cherish them because of that. When I was working at Chrysler, working hard, trying to make ends meet, it was for them and Brandon saw that."

THE SELECT 100

Graham organized a co-ed, high school football camp in Michigan called the Select 100 that takes 10 students (five boys and five girls) from each of Detroit's 20 public schools. The inaugural camp helps promote teamwork, confidence through sports and self esteem.

FUTURE PLANS

Graham is currently nine credits shy of obtaining a degree in sports management and plans to finish following his football career. He has also taken an interest in sports broadcasting and would like to attend the NFL's Broadcast Boot Camp.

HIGH SCHOOL STANDOUT

Graham was a four-year starter at Crockett Vocational Technical (Detroit, MI) and earned *Parade*, *EA Sports* and *USA Today* first-team All-America honors as a senior. That year, he was also named the Michigan Gatorade Player of the Year. Graham recorded 307 tackles, including 112 TFL, 56 sacks, 16 FRs, 6 FFs and 2 INTs during his high school career. Additionally, Graham averaged more than 40 yards per attempt as a punter. Outside of football, Graham lettered in basketball and track and field. He regularly donates uniforms and equipment to his high school alma mater.

2018 GAME-BY-GAME STATISTICS (PHI)												
Date	Opp		GP/S	Tot	Solo	Sk	Int	PD	FF	FR	Snaps	Pct
Sep 6	Atl	W	1/1	2	2	0.0	0	0	0	0	46	66%
Sep 16	at TB	L	1/1	8	6	0.0	0	0	0	0	39	67%
Sep 23	Ind	W	1/1	2	2	0.0	0	0	0	0	34	58%
Sep 30	at Ten	L	1/1	4	3	0.0	0	0	0	0	41	58%
Oct 7	Min	L	1/1	5	4	1.0	0	1	0	0	52	84%
Oct 11	at NYG	W	1/1	2	2	0.0	0	0	0	0	39	60%
Oct 21	Car	L	1/1	2	1	0.5	0	0	0	0	39	66%
Oct 28	at Jax	W	1/1	2	2	0.0	0	0	0	0	51	80%
Nov 11	Dal	L	1/1	5	3	1.5	0	0	0	0	55	80%
Nov 18	at NO	L	1/1	1	1	0.0	0	0	0	0	42	60%
Nov 25	NYG	W	1/1	3	2	0.0	0	0	0	0	49	79%
Dec 3	Was	W	1/1	4	3	1.0	0	0	1	0	37	82%
Dec 9	at Dal	L	1/1	3	3	0.0	0	0	0	1	83	84%
Dec 16	at LAR	W	1/1	0	0	0.0	0	0	0	0	57	75%
Dec 23	Hou	W	1/1	1	1	0.0	0	0	0	0	54	83%
Dec 30	at Was	W	1/1	2	2	0.0	0	1	0	0	35	78%
Totals			**16/16**	**46**	**37**	**4.0**	**0**	**2**	**1**	**1**	**753**	**72%**

2017 GAME-BY-GAME STATISTICS (PHI)												
Date	Opp		GP/S	Tot	Solo	Sk	Int	PD	FF	FR	Snaps	Pct
Sep 10	at Was	W	1/1	4	3	2.0	0	0	1	0	43	68%
Sep 17	at KC	L	1/1	5	5	0.5	0	0	0	0	38	72%
Sep 24	NYG	W	1/1	1	1	0.0	0	0	0	0	46	67%
Oct 1	at LAC	W	1/1	2	1	0.0	0	0	0	0	44	77%
Oct 8	Ari	W	1/1	4	4	1.0	0	0	0	0	43	72%
Oct 12	at Car	W	1/1	3	1	0.5	0	0	0	0	62	76%
Oct 23	Was	W	1/1	1	1	0.0	0	1	0	0	44	69%
Oct 29	SF	W	1/1	3	2	1.0	0	0	0	0	44	67%
Nov 5	Den	W	1/1	5	5	0.0	0	0	0	0	40	62%
Nov 19	at Dal	W	1/1	4	4	1.0	0	0	0	0	44	70%
Nov 26	Chi	W	1/1	5	5	1.0	0	0	1	0	34	62%
Dec 3	at Sea	L	1/1	5	4	1.5	0	0	0	0	47	76%
Dec 10	at LAR	W	1/1	1	1	0.0	0	0	0	1	36	75%
Dec 17	at NYG	W	1/1	4	3	1.0	0	0	0	0	63	72%
Dec 25	Oak	W	1/1	4	3	0.0	0	0	0	0	38	55%
Dec 31	Dal	L	0/0	INACTIVE (ANKLE)								
Totals			**15/15**	**51**	**43**	**9.5**	**0**	**1**	**2**	**1**	**666**	**65%**
PLAYOFFS												
Jan 13	Atl	W	1/1	3	2	0.0	0	0	0	0	57	90%
Jan 21	Min	W	1/1	0	0	0.0	0	0	0	0	53	79%
Feb 4	at NE	W	1/1	2	2	1.0	0	0	1	0	52	68%
Totals			**3/3**	**5**	**4**	**1.0**	**0**	**0**	**1**	**0**	**162**	**79%**

CAREER HIGHLIGHTS (Continued)

2018 - PHILADELPHIA EAGLES (16/16)

- Registered his first fumble recovery of the season at Dal. (12/9/18)
- Logged a strip-sack of QB **Mark Sanchez** vs. Was. (12/3/18)
- Registered his first multi-sack game of 2018 when he notched 1.5 sacks of Cowboys QB **Dak Prescott** vs. Dal. (11/11/18). Also added 5 tackles and 6 combined QB pressures and hits

2017 - PHILADELPHIA EAGLES (15/15, 3/3)

- Recorded the top defensive play of **Super Bowl LII** when he strip-sacked Patriots QB **Tom Brady** in the fourth quarter (recovered by **Derek Barnett**). The takeaway set up a 46-yard FG by **Jake Elliott** that gave the Eagles a 41-33 lead with 1:05 remaining
- Named a Pro Bowl first alternate after leading the team with a career-high 9.5 sacks, which are the most by an Eagle since **Fletcher Cox** in 2015 (9.5)
- Sealed the victory with a 16-yard fumble recovery TD forced by **Nigel Bradham** in the 43-35 win at LAR (12/10/17). Marked the first TD of his NFL career
- Recorded 2.0 sacks at Was. (9/10/17), including a strip-sack of Redskins QB **Kirk Cousins** that led to a 20-yard fumble recovery TD by **Fletcher Cox**

2016 - PHILADELPHIA EAGLES (16/16)

- Named second-team **All-Pro** by the *Associated Press* and voted a first alternate to the Pro Bowl after leading the NFL with 78 combined sacks, hurries and QB knockdowns (according to *Stats LLC*)

BIRDSEED @brandongraham55

Graham is the son of Tasha Graham and Derrick Walton and has three younger sisters: Brittany, Mikayla and Brianna. Graham married Carlyne Williams in 2014 and resides in Philadelphia. The couple gave birth to their first child, daughter Emerson, in the winter of 2016. They also have a cocker spaniel named Midnight.

Graham began playing football as a linebacker, center and running back for the Detroit Giants when he was 7 years old. His greatest love besides football growing up was doing flips in gymnastics. "I started doing it when I was young and I just got better and better. It's really fun. I can do about 10 in a row now."

S COREY GRAHAM 24

6-0 | 196 12th Year

DOB: July 25, 1985 (Age 33)



New Hampshire
D5-07 (168th overall)
by Chicago
Acquired: FA-17

Corey Graham re-signed with the Eagles during training camp in 2018 after playing a key role on Philadelphia's **Super Bowl LII**-winning defense in 2017. Originally a 5th-round draft choice (168th overall) by Chicago in 2007, Graham has played in 183 regular-season games, won two **Super Bowls** and was named a Pro Bowl special teams player following the 2011 season.

SPECIAL TEAMS TACKLES

EAGLES PLAYERS IN 2017

Kamu Grugier-Hill	19
Corey Graham	10
Corey Clement	10
Najee Goode	10
Trey Burton	9

MOST TACKLES

EAGLES PLAYERS IN 2017 POSTSEASON

22	Ronald Darby
21	Malcolm Jenkins
20	Nigel Bradham
18	Rodney McLeod
17	Corey Graham

CAREER HIGHLIGHTS

- Is a two-time **Super Bowl** champion, winning **Super Bowl XLVII** with the Ravens (W, 34-31 at San Francisco) and **Super Bowl LII** with the Eagles (W, 41-33 at New England)
- Earned his first career **Pro Bowl** honor as a special teams player in 2011 after leading the Bears with 22 special teams tackles

2018 - PHILADELPHIA EAGLES (13/9)

- Recorded a key fumble recovery in the team's Week 15 win at LAR (12/16/18). Returned the fumble to the Rams 12, setting up a **Wendell Smallwood** TD run that put the Eagles up 30-13 late in the 3rd quarter
- Led the Eagles defense with 14 tackles (11 solo) at Dal. (12/9/18) and recorded a key INT of Cowboys QB **Dak Prescott** in the third quarter. Returned the pick 29 yards to the Dallas 2, setting up a TD catch by WR **Alshon Jeffery** that gave Philadelphia its first points of the day and cut Dallas' lead to 9-6

BIRDSEED

Graham attended Turner Carroll High School in Buffalo, NY. He and his wife, Alison, have a son, Chance.

Graham was named to his first career Pro Bowl as a special teams player following the 2011 season, when he led the Bears with 22 special teams tackles.

S COREY GRAHAM 24

CAREER STATISTICS																		
			TACKLES					PASS DEFENSE						FUMBLES			DEF SNAPS	
Year	Team	GP/S	Total	Solo	Asst	TFL	Sacks	Int	Yds	Lg	TD	PD	QPH	FF	FR	Yds	No	Pct
2007	Chicago	13/0	0	0	0	0	0.0	0	0	--	0	0	0	0	0	0	N/A	N/A
2008	Chicago	16/9	93	73	20	3	0.0	1	6	6	0	6	0	1	1	0	N/A	N/A
2009	Chicago	16/1	18	14	4	0	0.0	0	0	--	0	4	1	0	0	0	N/A	N/A
2010	Chicago	16/0	0	0	0	0	0.0	0	0	--	0	0	0	0	0	0	N/A	N/A
2011	Chicago	16/0	5	4	1	0	0.0	3	11	10	0	3	1	1	0	0	N/A	N/A
2012	Baltimore	16/8	54	36	18	1	0.0	2	20	20	0	8	0	1	0	0	574	50%
2013	Baltimore	16/5	68	51	17	5	1.0	4	28	28	0	12	2	1	0	0	687	64%
2014	Buffalo	16/9	77	59	18	0	0.0	2	75	45	0	16	0	0	1	0	778	72%
2015	Buffalo	16/16	122	91	31	4	1.0	2	60	44t	1	4	8	0	2	29	980	90%
2016	Buffalo	16/16	82	57	25	2	1.0	1	0	0	0	6	1	0	1	0	1052	98%
2017	Philadelphia	14/1	47	32	15	1	0.0	2	73	59	0	6	4	0	0	0	370	36%
2018	Philadelphia	13/9	82	55	27	2	0.0	1	29	29	0	9	0	0	1	0	656	63%
Totals		**184/74**	**648**	**472**	**176**	**18**	**3.0**	**18**	**302**	**59**	**1**	**74**	**17**	**4**	**6**	**29**	**---**	**---**
PLAYOFFS																		
2010	Chicago	2/0	0	0	0	0.0	0.0	0	0	--	0	0	0	0	0	0	N/A	N/A
2012	Baltimore	4/4	32	20	12	0.0	0.5	2	39	39t	1	7	2	0	0	0	328	99%
2017	Philadelphia	3/0	17	14	3	0.0	0.0	1	0	0	0	2	0	0	0	0	123	60%
Totals		**9/4**	**42**	**28**	**14**	**0.0**	**0.5**	**3**	**39**	**39t**	**1**	**9**	**2**	**0**	**0**	**0**	**---**	**---**

ADDITIONAL STATISTICS

Special Teams Tackles: 144 - *2018* (3); *2017 (10)*; *2016 (5)*; *2015 (5)*; *2014 (6)*; *2013 (5)*; *2012 (6)*; *2011 (22)*; *2010 (25)*; *2009 (23)*; *2008 (14)*; *2007 (20)*

Special Teams FR: 12/20/15 at Was. **Postseason Special Teams FF:** 1/23/11 vs. GB **Kickoff Returns:** 1 for 7 yards on 12/23/12 vs. NYG

CAREER HIGHS		
Tackles	16	9/30/18 at Ten.
Sacks	1.0	3x, last: 9/25/16 vs. Ari.
INTs	2	2x, last: 11/24/13 vs. NYJ
PDs	3	6x, last: 9/25/16 vs. Ari.
FFs	1	4x, last: 9/29/13 at Buf.
FRs	1	6x, last: 12/16/18 at LAR

TOUCHDOWNS (2)		
Date	**Opponent**	**TDs**
10/25/15	at Jacksonville Jaguars (L, 31-34)	44-yard INT
1/12/13	at Denver Broncos (Div.) (W, 38-35)	39-yard INT

CAREER HIGHLIGHTS (Continued)

- Recorded a career-high 16 tackles at Ten. (9/30/18)

2017 - PHILADELPHIA EAGLES (14/1, 3/0)

- Ranked 5th on the Eagles defense with 17 postseason tackles
- Intercepted QB **Case Keenum** in the 38-7 win vs. Min. (1/21/18) in the NFC Championship
- Finished the regular season tied for 2nd on the team with 10 special teams tackles, trailing only **Kamu Grugier-Hill** (19)
- Intercepted QB Mitchell Trubisky in the 31-3 win vs. Chi. (11/26/17)
- Picked off QB **Kirk Cousins** in the 34-24 victory vs. Was. (10/23/17) on *Monday Night Football*

2016 - BUFFALO BILLS (16/16)

- Started all 16 games at safety and ranked 3rd on the Bills defense in tackles (82) and passes defensed (9)

2015 - BUFFALO BILLS (16/16)

- Started all 16 games at safety and registered career highs in tackles (team-high 122), hurries (8) and fumble recoveries (2). Posted multiple INTs for the fifth consecutive season
- Scored on a 44-yard INT-TD at Jax. (London) (10/25/15)

2018 GAME-BY-GAME STATISTICS (PHI)												
Date	Opp		GP/S	Tot	Solo	Sk	Int	PD	FF	FR	Snaps	Pct
Sep 6	Atl	W	1/1	5	3	0.0	0	0	0	0	40	57%
Sep 16	at TB	L	1/0	1	0	0.0	0	0	0	0	16	28%
Sep 23	Ind	W	1/0	5	2	0.0	0	2	0	0	47	80%
Sep 30	at Ten	L	1/1	16	9	0.0	0	0	0	0	71	100%
Oct 7	Min	L	1/0	0	0	0.0	0	0	0	0	3	5%
Oct 11	at NYG	W	0/0	INACTIVE (HAMSTRING)								
Oct 21	Car	L	0/0	INACTIVE (HAMSTRING)								
Oct 28	at Jax	W	0/0	INACTIVE (HAMSTRING)								
Nov 11	Dal	L	1/0	5	3	0.0	0	1	0	0	28	41%
Nov 18	at NO	L	1/1	10	8	0.0	0	0	0	0	61	87%
Nov 25	NYG	W	1/1	9	7	0.0	0	0	0	0	60	97%
Dec 3	Was	W	1/1	4	2	0.0	0	1	0	0	45	100%
Dec 9	at Dal	L	1/1	14	11	0.0	1	2	0	0	99	100%
Dec 16	at LAR	W	1/1	5	3	0.0	0	2	0	1	76	100%
Dec 23	Hou	W	1/1	6	5	0.0	0	0	0	0	65	100%
Dec 30	at Was	W	1/1	2	2	0.0	0	1	0	0	45	100%
Totals			**13/9**	**82**	**55**	**0.0**	**1**	**9**	**0**	**1**	**656**	**63%**

2017 GAME-BY-GAME STATISTICS (PHI)												
Date	Opp		GP/S	Tot	Solo	Sk	Int	PD	FF	FR	Snaps	Pct
Sep 10	at Was	W	1/0	2	1	0.0	0	0	0	0	18	29%
Sep 17	at KC	L	1/0	5	3	0.0	0	0	0	0	41	77%
Sep 24	NYG	W	0/0	INACTIVE (HAMSTRING)								
Oct 1	at LAC	W	0/0	INACTIVE (HAMSTRING)								
Oct 8	Ari	W	1/0	3	1	0.0	0	0	0	0	40	67%
Oct 12	at Car	W	1/0	0	0	0.0	0	1	0	0	7	9%
Oct 23	Was	W	1/0	7	4	0.0	1	1	0	0	32	50%
Oct 29	SF	W	1/0	2	1	0.0	0	0	0	0	14	21%
Nov 5	Den	W	1/0	3	3	0.0	0	1	0	0	18	28%
Nov 19	at Dal	W	1/0	1	0	0.0	0	0	0	0	10	16%
Nov 26	Chi	W	1/0	4	3	0.0	1	1	0	0	20	36%
Dec 3	at Sea	L	1/0	3	3	0.0	0	0	0	0	23	37%
Dec 10	at LAR	W	1/0	0	0	0.0	0	0	0	0	10	21%
Dec 17	at NYG	W	1/0	9	7	0.0	0	2	0	0	54	61%
Dec 25	Oak	W	1/0	2	1	0.0	0	0	0	0	15	22%
Dec 31	Dal	L	1/1	6	5	0.0	0	0	0	0	68	100%
Totals			**14/1**	**47**	**32**	**0.0**	**2**	**6**	**0**	**0**	**370**	**36%**
PLAYOFFS												
Jan 13	Atl	W	1/0	1	1	0.0	0	0	0	0	24	38%
Jan 21	Min	W	1/0	7	6	0.0	1	1	0	0	35	52%
Feb 4	at NE	W	1/0	9	7	0.0	0	1	0	0	64	84%
Totals			**3/0**	**17**	**14**	**0.0**	**1**	**2**	**0**	**0**	**123**	**60%**

CAREER HIGHLIGHTS (Continued)

- Produced a game-high 10 tackles (8 solo), including 1.0 TFL, and added 2 special teams stops at Ten. (10/11/15). Became the first Bills defensive back to record 10+ tackles in three straight contests since **George Wilson** in 2011
- Set a career-high with 13 tackles (8 solo) vs. NYG (10/4/15)

2014 - BUFFALO BILLS (16/9)

- Played in all 16 games (nine starts) and recorded a career-high 16 PDs, marking his second consecutive season with double-digit passes defensed
- Made his first career start at safety vs. NE (10/12/14)
- In his Buffalo debut at Chi. (9/7/14), picked off **Jay Cutler** in the 2nd quarter and returned it for a career-long 43 yards

2013 - BALTIMORE RAVENS (16/5)

- Appeared in all 16 contests (five starts) and led the Ravens with a career-high 4 INTs
- Registered a career-high-tying 2 INTs in a 19-3 victory vs. NYJ (11/24/13)

2012 - BALTIMORE RAVENS (16/8, 4/4)

- Finished tied for 2nd on the team with 32 tackles in the postseason. Also posted a team-leading 7 PDs, 2 INTs (returned 1 for a TD) and a half-sack
- Produced 8 tackles (7 solo), a team-leading 3 PDs and tied a playoff-franchise record with 2 INTs in the 38-35 double-overtime win in the Divisional game at Den. (1/12/13). Returned his first INT 39 yards for a TD, while his second INT in overtime set up **Justin Tucker**'s game-winning FG

LB KAMU GRUGIER-HILL 54

6-2 | 230 3rd Year

DOB: May 16, 1994 (Age 24)

Honolulu, Hawaii

Kamehameha High School

Eastern Illinois

D6a-16 (208th overall) by New England

Acquired: W-NE-16

2017

Kamu Grugier-Hill (pronounced KAH-moo GREW-jay) was acquired by the Eagles off waivers from New England in 2016 and has developed into one of Philadelphia's special teams aces. In 2017, Grugier-Hill was named a Pro Bowl alternate after leading the Eagles with 19 special teams tackles.

MOST SPECIAL TEAMS TACKLES

EAGLES PLAYERS IN 2017

Kamu Grugier-Hill	19
Corey Clement	10
Najee Goode	10
Corey Graham	10
Trey Burton	9

EAGLES PLAYERS SINCE 2009

Moise Fokou (2009)	20
Sean Jones (2009)	20
K. Grugier-Hill (2017)	19
Trey Burton (2015)	19
Moise Fokou (2010)	19
Joe Mays (2009)	19

THREE STEP DROP

Hobbies: Surfing and going to the beach

If he could be a superhero: Incredible Hulk

Biggest pet peeve: Making plans with someone who doesn't follow through

Favorite teams/athletes growing up: San Francisco 49ers, Brian Dawkins and Randy Moss

First jersey owned: Randy Moss, Minnesota Vikings

Favorite athletes to watch now: Steph Curry and Lionel Messi

Favorite food: Hawaiian foods, especially Laulau (pig wrapped in a luau leaf)

Favorite movies: *Horrible Bosses 1* and *2*, *Wedding Crashers*

Favorite TV show: *Shark Tank*

CAREER HIGHLIGHTS

2018 - PHILADELPHIA EAGLES (16/10)

- Led the team with 11 special teams tackles
- Recorded a strip-sack of Rams QB **Jared Goff** at LAR (12/16/18) forcing a fumble that was picked up by **Corey Graham** and returned 15 yards to the Rams 12. The turnover set up a TD that gave the Eagles a 30-13 lead late in the 3rd quarter
- Registered a career-high 8 tackles (5 solo) at Dal. (12/9/18)
- Logged 5 tackles, including 2 TFL, in the team's win vs. NYG (11/25/18)
- Notched his first career INT in the team's Week 6 win at NYG (10/11/18) when he picked off a deflected **Eli Manning** pass on New York's first drive and returned the pick 24 yards to the Giants 16. Three plays later, the Eagles scored to take a 7-0 lead
- Made his first career start in Week 2 at TB (9/16/18) and totaled 3 tackles

LB KAMU GRUGIER-HILL 54

CAREER STATISTICS																		
			TACKLES					PASS DEFENSE						FUMBLES			DEF SNAPS	
Year	Team	GP/S	Total	Solo	Asst	TFL	Sacks	Int	Yds	Lg	TD	PD	QPH	FF	FR	Yds	No	Pct
2016	Philadelphia	12/0	1	1	0	1	0.0	0	0	--	0	0	0	0	0	0	1	0%
2017	Philadelphia	16/0	9	8	1	0	0.0	0	0	--	0	0	0	0	0	0	85	8%
2018	Philadelphia	16/10	30	19	11	4	1.0	1	24	24	0	1	0	1	0	0	330	32%
Totals		**44/10**	**40**	**28**	**12**	**5**	**1.0**	**1**	**24**	**24**	**0**	**1**	**0**	**1**	**0**	**0**	**---**	**---**
PLAYOFFS																		
2017	Philadelphia	3/0	0	0	0	0	0.0	0	0	--	0	0	0	0	0	0	0	0%
Totals		**3/0**	**0**	**0**	**0**	**0**	**0.0**	**0**	**0**	**--**	**0**	**0**	**0**	**0**	**0**	**0**	**---**	**---**

ADDITIONAL STATISTICS

Special Teams Tackles: 35 - *2018 (11); 2017 (19); 2016 (5)* **Blocked Punt:** 12/17/17 at N.Y. Giants

CAREER HIGHS		
Tackles	8	12/9/18 at Dal.
Sacks	1.0	12/16/18 at LAR
INTs	1	10/11/18 at NYG
PDs	1	11/11/18 vs. Dal.
FFs	1	12/16/18 at LAR
FRs	--	---

BIRDSEED

Grugier-Hill is the son of Elina Grugier-Hill and has three siblings: two older brothers and one older sister. Grugier-Hill started playing football as a junior in high school. He began playing because one of his best friends suggested he try out for the team. Before Grugier-Hill began playing football, he played soccer and volleyball. Grugier-Hill was a safety and punter at Kamehameha (HI) High School, where he totaled 86 tackles and 5.0 sacks as a senior in 2011 and was named first-team All-Interscholastic League.

Grugier-Hill earned his bachelor's degree in kinesiology from Eastern Illinois.

@k_grugierhill @kamugrugierhill

CAREER HIGHLIGHTS (Continued)

2017 - PHILADELPHIA EAGLES (16/0, 3/0)

- Named a **Pro Bowl** alternate after registering a team-high 19 special teams tackles, which is tied for the 3rd-most by an Eagle since 2009
- Also ranked 1st on the team with 345 special teams snaps (75%)
- Made several impact special teams plays in the win at NYG (12/17/17). With the Eagles trailing 14-20 in the second quarter, blocked a punt deep in NYG territory to help set up a TD drive that gave Philadelphia a 21-20 lead. Also notched a team season-high 4 special teams tackles
- Stepped forward to handle kickoff duties following an early injury to K **Jake Elliott** at Dal. (11/19/17). Kicked off 4 times and posted 1 touchback

COLLEGE HIGHLIGHTS

- Played in 49 games (27 starts) at Eastern Illinois, where he finished his career with 236 tackles, 9.0 sacks, 6 INTs, 9 PDs, 4 FFs and 5 FRs
- Made 10 starts as a senior in 2015 and was named first-team Ohio Valley Conference after compiling 70 tackles and a career-high 6.5 sacks. Also registered an INT and set a single-season career high with 3 FRs
- Appeared in 12 games (11 starts) as a junior in 2014 and garnered first-team OVC accolades after leading the team with a career-high 97 tackles. Added 1.5 sacks, 2 FFs, 2 FRs and 3 INTs. Named OVC Defensive Player of the Week after posting 19 tackles in a win at Tennessee Tech (11/1/14)

TRANSACTIONS

2016	Drafted by NE in 6th round (208th overall) *Signed 4-year contract*
9/3/16	Waived by NE
9/4/16	Acquired off waivers by PHI

LB KAMU GRUGIER-HILL 54

2018 GAME-BY-GAME STATISTICS (PHI)

Date	Opp		GP/S	Tot	Solo	Sk	Int	PD	FF	FR	Snaps	Pct
Sep 6	Atl	W	1/0	1	1	0.0	0	0	0	0	28	40%
Sep 16	at TB	L	1/1	3	0	0.0	0	0	0	0	22	38%
Sep 23	Ind	W	1/1	0	0	0.0	0	0	0	0	9	15%
Sep 30	at Ten	L	1/1	2	1	0.0	0	0	0	0	18	25%
Oct 7	Min	L	1/1	0	0	0.0	0	0	0	0	20	32%
Oct 11	at NYG	W	1/0	1	1	0.0	1	0	0	0	15	23%
Oct 21	Car	L	1/0	0	0	0.0	0	0	0	0	9	15%
Oct 28	at Jax	W	1/1	3	2	0.0	0	0	0	0	6	9%
Nov 11	Dal	L	1/0	2	1	0.0	0	1	0	0	20	29%
Nov 18	at NO	L	1/0	0	0	0.0	0	0	0	0	29	41%
Nov 25	NYG	W	1/1	5	4	0.0	0	0	0	0	34	55%
Dec 3	Was	W	1/1	1	1	0.0	0	0	0	0	23	51%
Dec 9	at Dal	L	1/1	8	5	0.0	0	0	0	0	64	65%
Dec 16	at LAR	W	1/1	4	3	1.0	0	0	1	0	27	36%
Dec 23	Hou	W	1/1	0	0	0.0	0	0	0	0	5	8%
Dec 30	at Was	W	1/0	0	0	0.0	0	0	0	0	1	2%
Totals			**16/10**	**30**	**19**	**1.0**	**1**	**1**	**1**	**0**	**330**	**32%**

2017 GAME-BY-GAME STATISTICS (PHI)

Date	Opp		GP/S	Tot	Solo	Sk	Int	PD	FF	FR	Snaps	Pct
Sep 10	at Was	W	1/0	0	0	0.0	0	0	0	0	0	0%
Sep 17	at KC	L	1/0	0	0	0.0	0	0	0	0	0	0%
Sep 24	NYG	W	1/0	0	0	0.0	0	0	0	0	0	0%
Oct 1	at LAC	W	1/0	0	0	0.0	0	0	0	0	0	0%
Oct 8	Ari	W	1/0	1	1	0.0	0	0	0	0	7	12%
Oct 12	at Car	W	1/0	0	0	0.0	0	0	0	0	0	0%
Oct 23	Was	W	1/0	0	0	0.0	0	0	0	0	0	0%
Oct 29	SF	W	1/0	0	0	0.0	0	0	0	0	0	0%
Nov 5	Den	W	1/0	1	1	0.0	0	0	0	0	10	16%
Nov 19	at Dal	W	1/0	0	0	0.0	0	0	0	0	0	0%
Nov 26	Chi	W	1/0	2	2	0.0	0	0	0	0	11	20%
Dec 3	at Sea	L	1/0	0	0	0.0	0	0	0	0	2	3%
Dec 10	at LAR	W	1/0	0	0	0.0	0	0	0	0	0	0%
Dec 17	at NYG	W	1/0	1	1	0.0	0	0	0	0	2	2%
Dec 25	Oak	W	1/0	0	0	0.0	0	0	0	0	0	0%
Dec 31	Dal	L	1/0	4	3	0.0	0	0	0	0	53	78%
Totals			**16/0**	**9**	**8**	**0.0**	**0**	**0**	**0**	**0**	**85**	**8%**
PLAYOFFS												
Jan 13	Atl	W	1/0	0	0	0.0	0	0	0	0	0	0%
Jan 21	Min	W	1/0	0	0	0.0	0	0	0	0	0	0%
Feb 4	at NE	W	1/0	0	0	0.0	0	0	0	0	0	0%
Totals			**3/0**	**0**	**0**	**0.0**	**0**	**0**	**0**	**0**	**0**	**0%**

2016 GAME-BY-GAME STATISTICS (PHI)

Date	Opp		GP/S	Tot	Solo	Sk	Int	PD	FF	FR	Snaps	Pct
Sep 11	Cle	W	1/0	1	1	0.0	0	0	0	0	1	2%
Sep 19	at Chi	W	1/0	0	0	0.0	0	0	0	0	0	0%
Sep 25	Pit	W	1/0	0	0	0.0	0	0	0	0	0	0%
Oct 9	at Det	L	1/0	0	0	0.0	0	0	0	0	0	0%
Oct 16	at Was	L	1/0	0	0	0.0	0	0	0	0	0	0%
Oct 23	Min	W	1/0	0	0	0.0	0	0	0	0	0	0%
Oct 30	at Dal	L	0/0	INACTIVE (HAMSTRING)								
Nov 6	at NYG	L	0/0	INACTIVE (HAMSTRING)								
Nov 13	Atl	W	0/0	INACTIVE (HAMSTRING)								
Nov 20	at Sea	L	1/0	0	0	0.0	0	0	0	0	0	0%
Nov 28	GB	L	1/0	0	0	0.0	0	0	0	0	0	0%
Dec 4	at Cin	L	1/0	0	0	0.0	0	0	0	0	0	0%
Dec 11	Was	L	0/0	INACTIVE								
Dec 18	at Bal	L	1/0	0	0	0.0	0	0	0	0	0	0%
Dec 22	NYG	W	1/0	0	0	0.0	0	0	0	0	0	0%
Jan 1	Dal	W	1/0	0	0	0.0	0	0	0	0	0	0%
Totals			**12/0**	**1**	**1**	**0.0**	**0**	**0**	**0**	**0**	**1**	**0%**

DE DAESHON HALL 74

6-5 | 265 2nd Year

DOB: June 14, 1995 (Age 23)

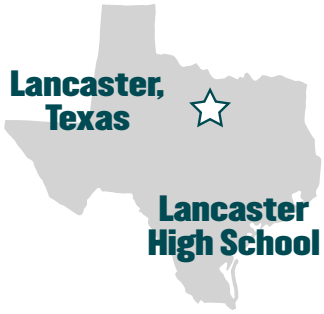

Texas A&M

D3-17 (77th overall) by Carolina

Acquired: PS-Hou-18

Originally selected by Carolina with a third-round pick (77th overall) in the 2017 NFL Draft, Daeshon Hall was signed to the Eagles' 53-man roster in Week 15 of the 2018 season. The Texas native played collegiately at Texas A&M, where he saw action in 52 games (32 starts) and produced 162 tackles, 36.5 TFL, 16 sacks and 24 quarterback pressures.

MOST SACKS

TEXAS A&M PLAYERS IN 2016

Myles Garrett	8.5
Daeshon Hall	4.5
Jarrett Johnson	4.5
Kingsley Keke	4.0

BIRDSEED

Hall prepped at Lancaster HS in Texas, where he earned first-team All-State honors and the Class 4A Defensive Player of the Year as a senior after making 83 tackles, inlcuding 23 tackles for loss and 23 QB sacks.

Hall majored in sports management at Texas A&M.

COLLEGE HIGHLIGHTS

- Played in 52 games (32 starts), producing 162 tackles, 36.5 TFL, 16 sacks, 24 quarterback pressures, four forced fumbles, two fumble recoveries, one interception and three PD
- As a senior in 2016, started 13 games. Tied for second on the team with 4.5 sacks while leading the Aggies with 12 quarterback pressures. Recorded 50 tackles and finished second on the team with 13 TFL. Accounted for 2 FF, 2 FR and 1 PD
- Started 13 games as a junior in 2015. Ranked second on the team with 14.5 TFL, seven sacks and four quarterback pressures, while posting 54 tackles, 2 FF and 2 PD
- Played in 13 games as a sophomore with five starts, and tied for second on the team with 4.5 sacks to go along with five quarterback pressures. Compiled 29 tackles and 6 TFL, which stood second on the team
- As a freshman in 2013, played in 13 games with one start and notched 29 tackles, 3 TFL, 3 QBP and 1 INT

TRANSACTIONS

5/5/17	Drafted by CAR in 3rd round (77th overall)
9/1/18	Cut by CAR
9/6/18	Signed by SF to practice squad
9/25/18	Signed by HOU to active roster
10/20/18	Cut by HOU
10/23/18	Signed by HOU to practice squad
12/11/18	Signed by PHI to active roster

DE DAESHON HALL 74

CAREER STATISTICS

			TACKLES					PASS DEFENSE						FUMBLES			DEF SNAPS	
Year	**Team**	**GP/S**	**Total**	**Solo**	**Asst**	**TFL**	**Sacks**	**Int**	**Yds**	**Lg**	**TD**	**PD**	**QPH**	**FF**	**FR**	**Yds**	**No**	**Pct**
2017	Carolina	1/0	0	0	0	0	0.0	0	0	--	0	0	0	0	0	0	9	1%
2018	Philadelphia	3/0	2	2	0	0	0.5	0	0	--	0	0	1	0	0	0	16	2%
Totals		**4/0**	**2**	**2**	**0**	**0**	**0.5**	**0**	**0**	**--**	**0**	**0**	**1**	**0**	**0**	**0**	**---**	**---**

Additional Statistics

Special Teams Tackles: 1 (2018)

CAREER HIGHS

Tackles	2	12/23/18 vs Hou
Sacks	0.5	12/23/18 vs Hou
INTs	--	---
PDs	--	---
FFs	--	---
FRs	--	---

2018 GAME-BY-GAME STATISTICS (PHI)

Date	**Opp**		**GP/S**	**Tot**	**Solo**	**Sk**	**Int**	**PD**	**FF**	**FR**	**Snaps**	**Pct**
SIGNED BY PHI FROM HOU PS TO 53-MAN ROSTER (12/11/18)												
Dec 16	at LAR	W	1/0	0	0	0.0	0	0	0	0	9	12%
Dec 23	Hou	W	1/0	2	2	0.5	0	0	0	0	4	6%
Dec 30	at Was	W	1/0	0	0	0.0	0	0	0	0	3	7%
Totals			**3/0**	**2**	**2**	**0.5**	**0**	**0**	**0**	**0**	**16**	**2%**

2017 GAME-BY-GAME STATISTICS (CAR)

Date	**Opp**		**GP/S**	**Tot**	**Solo**	**Sk**	**Int**	**PD**	**FF**	**FR**	**Snaps**	**Pct**
Sep 10	at SF	W	1/0	0	0	0.0	0	0	0	0	9	16%
Sep 17	BUF	W	INACTIVE									
Sep 24	NO	L	INACTIVE									
Oct 1	at NE	W	INACTIVE - KNEE									
Oct 8	at DE	W	INJURED/RESERVE - KNEE									
Oct 12	PHI	L	INJURED/RESERVE - KNEE									
Oct 22	at CHI	L	INJURED/RESERVE - KNEE									
Oct 29	at TB	W	INJURED/RESERVE - KNEE									
Nov 5	ATL	W	INJURED/RESERVE - KNEE									
Nov 13	MIA	W	INJURED/RESERVE - KNEE									
Nov 26	at NYJ	W	INJURED/RESERVE - KNEE									
Dec 3	at NO	L	INJURED/RESERVE - KNEE									
Dec 10	MIN	W	INJURED/RESERVE - KNEE									
Dec 17	GB	W	INJURED/RESERVE - KNEE									
Dec 24	TB	W	INJURED/RESERVE - KNEE									
Dec 31	at ATL	L	INJURED/RESERVE - KNEE									
Totals			**1/0**	**0**	**0**	**0.0**	**0**	**0**	**0**	**0**	**9**	**1%**
PLAYOFFS												
Jan 7	at NO	L	INJURED RESERVE - KNEE									
Totals			**0/0**	**0**	**0**	**0.0**	**0**	**0**	**0**	**0**	**0**	**0%**

S DEIONDRE' HALL 36

6-2 | 206 3rd Year

DOB: May 31, 1994 (Age 24)

Northern Iowa
D4-16 (127th overall) by Chicago
Acquired: T-Chi-18

Originally selected by the Bears in the 4th round (127th overall) of the 2016 NFL Draft, **Deiondre' Hall** was acquired by Philadelphia in a trade with Chicago prior to the start of the 2018 season. Hall, who has appeared in 10 career NFL contests, played collegiately at Northern Iowa, where he amassed 242 tackles, 16 TFL, 15 PDs, 13 INTs (4 TDs), 3.0 sacks and 3 FFs in 51 games.

MOST INTERCEPTIONS
NORTHERN IOWA PLAYERS IN 2015

Deiondre' Hall	6
Tim Kilfoy	3
Brett McMakin	2
Several players tied	1

In 2015, Hall registered a career-high 6 INTs at Northern Iowa after leading the conference with 5 INTs the previous season.

BIRDSEED

Hall prepped at Blue Springs (MO) HS, where he was a two-way starter at wide receiver and free safety, earning first-team all-state and first-team all-metro honors. He was also named to the all-Simone team (top players in the Kansas City area) and named a finalist for the Otis Taylor Award (best receiver or tight end in the Kansas City area).

During the 2018 offseason, Hall participated in a mission trip to Harmons, Jamaica, where for eight days he helped build homes for members of the community.

@Dhall_Island1 @dhall_island1

As a rookie with the Bears in 2016, Hall posted his first-career INT when he picked off Lions QB Matthew Stafford vs. Detroit (10/2/16).

CAREER HIGHLIGHTS

2017 - CHICAGO BEARS (2/0)

- Saw action in 2 contests after spending the first 12 weeks of the season on Injured Reserve (hamstring)

2016 - CHICAGO BEARS (8/0)

- Totaled 7 tackles (6 solo), 3 PDs and 1 INT in his debut season. Also added 1 special teams tackle
- Recorded his first-career INT when he picked off Lions QB **Matthew Stafford** vs. Det. (10/2/16)

COLLEGE HIGHLIGHTS

- Played in 51 games over four seasons (2012-15) at Northern Iowa, posting 242 tackles, 16 TFL, 15 PDs, 13 INTs (4 TDs), 3.0 sacks and 3 FFs. Added 15 kickoff returns for 313 yards (20.9 avg.) and 5 punt returns for 39 yards (7.8 avg.) on special teams

S DEIONDRE' HALL 36

CAREER STATISTICS																		
			TACKLES					PASS DEFENSE						FUMBLES			DEF SNAPS	
Year	Team	GP/S	Total	Solo	Asst	TFL	Sacks	Int	Yds	Lg	TD	PD	QPH	FF	FR	Yds	No	Pct
2016	Chicago	8/0	7	6	1	0	0.0	1	0	0	0	3	1	0	0	0	79	7%
2017	Chicago	2/0	0	0	0	0	0.0	0	0	--	0	0	0	0	0	0	1	1%
2018	Philadelphia	13/0	0	0	0	0	0.0	0	0	--	0	0	0	0	0	0	6	1%
Totals		**23/0**	**7**	**6**	**1**	**0**	**0.0**	**1**	**0**	**0**	**0**	**3**	**1**	**0**	**0**	**0**	**---**	**---**

ADDITIONAL STATISTICS

Special Teams Tackles: 5 - *2018 (5)*

CAREER HIGHS		
Tackles	3	9/11/16 at Hou.
Sacks	--	---
INTs	1	10/2/16 vs. Det.
PDs	1	3x, last: 10/2/16 vs. Det.
FFs	--	---
FRs	--	---

COLLEGE HIGHLIGHTS (Continued)

- Appeared in 14 games (all starts) as a senior in 2015, notching a career-high 6 INTs along with 82 tackles, 5.5 TFL, 3 FFs and 2 return TDs
- As a junior in 2014, led the conference with 5 INTs (1 TD) while also recording 74 tackles

TRANSACTIONS

2016 Drafted by CHI in 4th round (127th overall)
Signed 4-year contract
9/4/17 Placed on Injured Reserve (hamstring)
8/20/18 Suspended by NFL for 1 game
9/1/18 Acquired by PHI from CHI in exchange for conditional 7th-round draft choice in 2019

2018 GAME-BY-GAME STATISTICS (PHI)												
Date	Opp		GP/S	Tot	Solo	Sk	Int	PD	FF	FR	Snaps	Pct
Sep 6	Atl	W	0/0	SUSPENDED BY NFL								
Sep 16	at TB	L	1/0	0	0	0.0	0	0	0	0	0	0%
Sep 23	Ind	W	1/0	0	0	0.0	0	0	0	0	0	0%
Sep 30	at Ten	L	1/0	0	0	0.0	0	0	0	0	0	0%
Oct 7	Min	L	1/0	0	0	0.0	0	0	0	0	0	0%
Oct 11	at NYG	W	1/0	0	0	0.0	0	0	0	0	1	2%
Oct 21	Car	L	1/0	0	0	0.0	0	0	0	0	0	0%
Oct 28	at Jax	W	1/0	0	0	0.0	0	0	0	0	0	0%
Nov 11	Dal	L	0/0	INACTIVE								
Nov 18	at NO	L	0/0	INACTIVE								
Nov 25	NYG	W	1/0	0	0	0.0	0	0	0	0	4	6%
Dec 3	Was	W	1/0	0	0	0.0	0	0	0	0	0	0%
Dec 9	at Dal	L	1/0	0	0	0.0	0	0	0	0	1	1%
Dec 16	at LAR	W	1/0	0	0	0.0	0	0	0	0	0	0%
Dec 23	Hou	W	1/0	0	0	0.0	0	0	0	0	0	0%
Dec 30	at Was	W	1/0	0	0	0.0	0	0	0	0	0	0%
Totals			**13/0**	**0**	**0**	**0.0**	**0**	**0**	**0**	**0**	**6**	**1%**

2017 GAME-BY-GAME STATISTICS (CHI)												
Date	Opp		GP/S	Tot	Solo	Sk	Int	PD	FF	FR	Snaps	Pct
PLACED ON INJURED RESERVE (HAMSTRING) (9/4/17)												
ACTIVATED FROM INJURED RESERVE IN WEEK 13												
Dec 3	SF	L	1/0	0	0	0.0	0	0	0	0	0	0%
Dec 10	at Cin	W	1/0	0	0	0.0	0	0	0	0	1	2%
Dec 16	at Det	L	0/0	INACTIVE								
Dec 24	Cle	W	0/0	INACTIVE								
Dec 31	at Min	L	0/0	INACTIVE								
Totals			**2/0**	**0**	**0**	**0.0**	**0**	**0**	**0**	**0**	**1**	**1%**

CB JOSH HAWKINS 48

5-10 | 190 3rd Year

DOB: Jan. 23, 1993 (Age 25)

East Carolina
UDFA ('16) by Green Bay
Acquired: FA-18

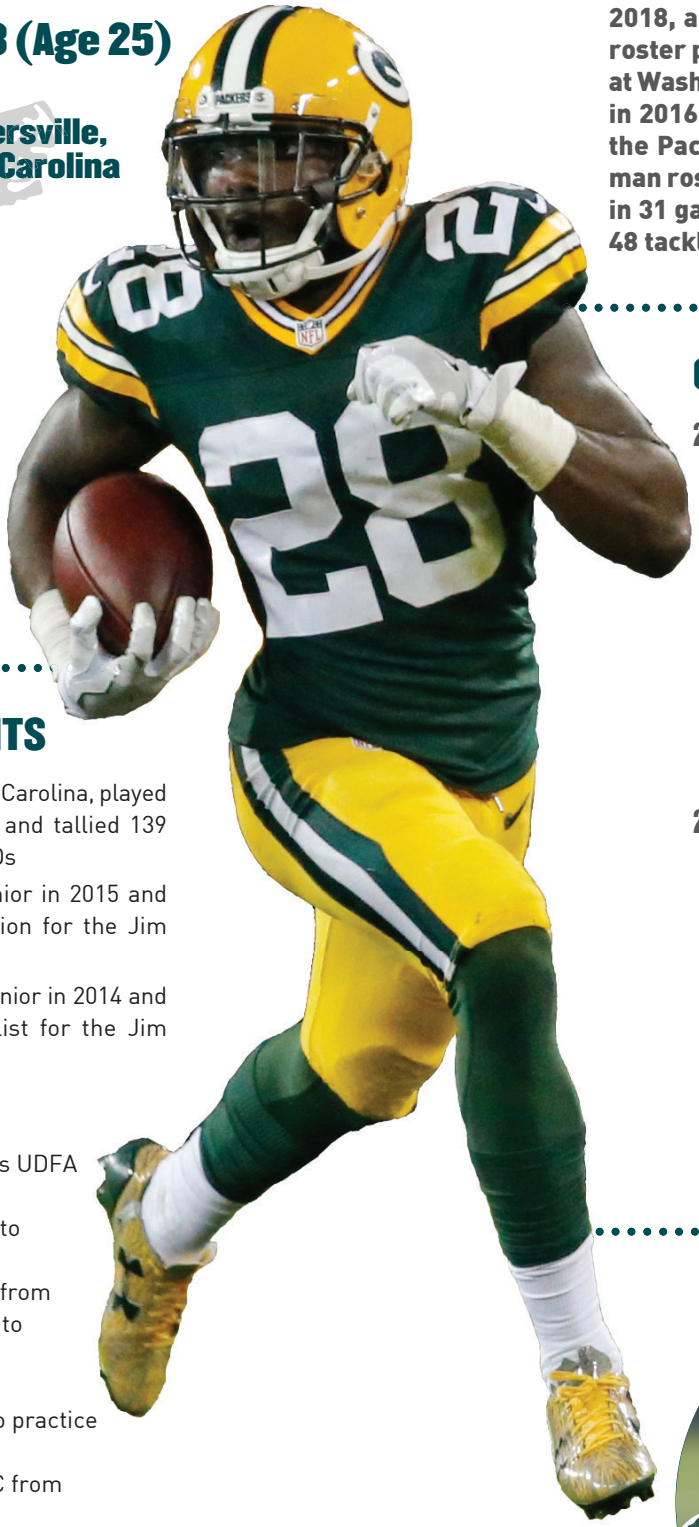

Josh Hawkins originally signed to the Eagles practice squad on December 11, 2018, and was promoted to the 53-man roster prior to the team's Week 17 game at Washington. Hawkins entered the NFL in 2016 as an undrafted free agent with the Packers and made Green Bay's 53-man roster as a rookie. He has appeared in 31 games (3 starts) and has compiled 48 tackles and 8 PDs.

COLLEGE HIGHLIGHTS

- A former walk-on at East Carolina, played in 50 games (28 starts) and tallied 139 tackles, 9 INTs and 22 PDs
- Made 12 starts as a senior in 2015 and earned honorable mention for the Jim Thorpe Award
- Started 11 games as a junior in 2014 and was named a semifinalist for the Jim Thorpe Award

TRANSACTIONS

2016	Signed by GB as UDFA
9/1/18	Waived by GB
9/4/18	Signed by CAR to practice squad
9/22/18	Signed by CAR from practice squad to 53-man roster
11/14/18	Waived by CAR
11/19/18	Signed by KC to practice squad
12/1/18	Released by KC from practice squad
12/3/18	Signed by KC to practice squad
12/5/18	Released by KC from practice squad
12/11/18	Signed by PHI to practice squad
12/26/18	Signed by PHI from practice squad to 53-man roster

CAREER HIGHLIGHTS

2017 - GREEN BAY PACKERS (15/3)

- Made the first start of his NFL career in Week 6 at Min. (10/15/17). Tallied a career-high 9 tackles (8 solo) in the game and forced a fumble of Vikings WR **Adam Thielen**
- Logged a career-high 3 PDs in the team's Week 4 win vs. Chi. (9/28/17). Added 7 tackles (5 solo)

2016 - GREEN BAY PACKERS (11/0, 3/0)

- After signing with the Packers as an undrafted free agent following the 2016 NFL Draft, made the team's opening-day 53-man roster and played in 11 regular-season games and 3 postseason contests
- Saw his first NFL action in Week 3 vs. Det. (9/25/16). Logged a PD in the win over the Lions

CB JOSH HAWKINS 48

CAREER STATISTICS																		
			TACKLES					PASS DEFENSE						FUMBLES			DEF SNAPS	
Year	Team	GP/S	Total	Solo	Asst	TFL	Sacks	Int	Yds	Lg	TD	PD	QPH	FF	FR	Yds	No	Pct
2016	Green Bay	11/0	0	0	0	0	0.0	0	0	--	0	1	0	0	0	0	8	1%
2017	Green Bay	15/3	48	34	14	0	0.0	0	0	--	0	7	0	1	0	0	403	38%
2018	Carolina	5/0	0	0	0	0	0.0	0	0	--	0	0	0	0	0	0	6	1%
	Philadelphia	1/0	0	0	0	0	0.0	0	0	--	0	0	0	0	0	0	0	0%
	Totals	*6/0*	*0*	*0*	*0*	*0*	*0.0*	*0*	*0*	--	*0*	*0*	*0*	*0*	*0*	*0*	---	---
Totals		**32/3**	**48**	**34**	**14**	**0**	**0.0**	**0**	**0**	**--**	**0**	**8**	**0**	**1**	**0**	**0**		
PLAYOFFS																		
2016	Green Bay	3/0	0	0	0	0	0.0	0	0	--	0	0	0	0	0	0	15	7%
Totals		**3/0**	**0**	**0**	**0**	**0**	**0.0**	**0**	**0**	**--**	**0**	**0**	**0**	**0**	**0**	**0**	**---**	**---**

ADDITIONAL STATISTICS

Special Teams Tackles: 5 - *2016 (4), 2017 (1)* **Postseason Special Teams Tackles:** 1 - *2016 (1)*

CAREER HIGHS		
Tackles	9	10/15/17 at Min.
Sacks	--	---
INTs	--	---
PDs	3	9/28/17 vs. Chi.
FFs	1	10/15/17 at Min.
FRs	--	---

2018 GAME-BY-GAME STATISTICS (CAR & PHI)												
Date	**Opp**		**GP/S**	**Tot**	**Solo**	**Sk**	**Int**	**PD**	**FF**	**FR**	**Snaps**	**Pct**
SIGNED BY CAROLINA FROM PRACTICE SQUAD TO 53-MAN ROSTER (9/22)												
Sep 23	Cin	W	1/0	0	0	0.0	0	0	0	0	0	0%
Oct 7	NYG	W	1/0	0	0	0.0	0	0	0	0	0	0%
Oct 14	at Was	L	1/0	0	0	0.0	0	0	0	0	6	9%
Oct 21	at Phi	W	1/0	0	0	0.0	0	0	0	0	0	0%
Oct 28	Bal	W	1/0	0	0	0.0	0	0	0	0	0	0%
WAIVED BY CAROLINA (11/14)												
SIGNED BY PHILADELPHIA FROM PRACTICE SQUAD TO 53-MAN ROSTER (12/26)												
Dec 30	at Was	W	1/0	0	0	0.0	0	0	0	0	0	0%
Totals			**6/0**	**0**	**0**	**0.0**	**0**	**0**	**0**	**0**	**---**	**---**

DT BRUCE HECTOR 98

6-2 | 296 Rookie

DOB: Oct. 7, 1994 (Age 24)

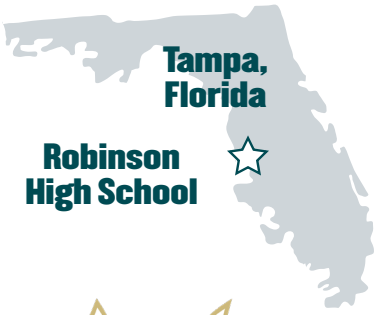

South Florida
UDFA ('18) by Philadelphia

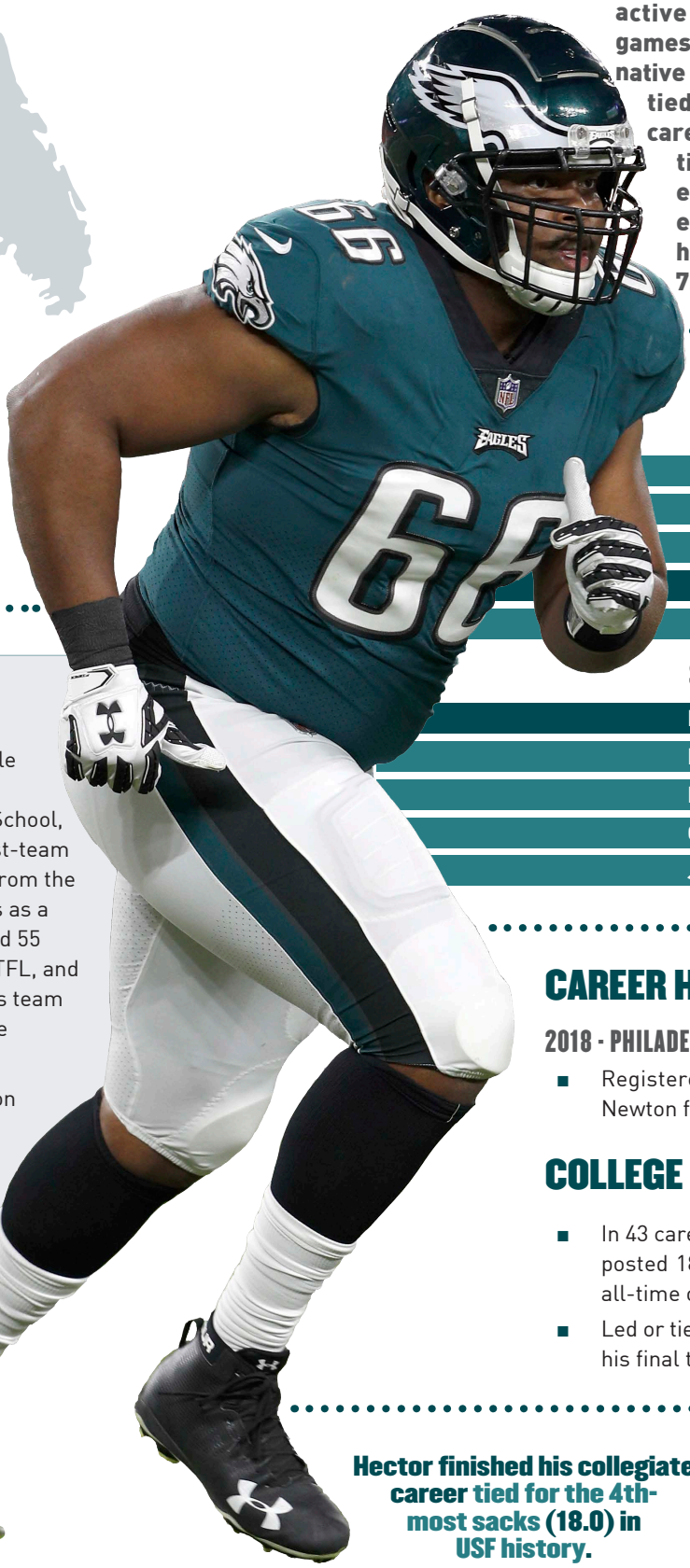

Bruce Hector originally signed with the Eagles as an UDFA following the 2018 NFL Draft and has split time between the practice squad and the active roster in 2018. In 43 career games (24 starts) with USF, the Tampa native posted 18.0 career sacks to finish tied for 4th all-time on the Bulls' career sacks list. Hector, who led or tied for the team lead in sacks in each of his final three seasons, earned All-American Conference honors after posting a career-high 7.0 sacks as a senior in 2017.

MOST SACKS

SOUTH FLORIDA ALL-TIME HISTORY

George Selvie	29.0
Stephen Nicholas	20.0
Terrence Royal	19.5
Bruce Hector	18.0
Shurron Pierson	18.0

SOUTH FLORIDA PLAYERS IN 2017

Bruce Hector	7.0
Deadrin Senat	6.0
Mike Love	5.5
Greg Reaves	4.0
Juwuan Brown	3.0

BIRDSEED

Hector was a versatile two-way lineman at Robinson (FL) High School, where he earned first-team all-state accolades from the *Associated Press*. As as a senior, Hector totaled 55 tackles, including 9 TFL, and 3.5 sacks, leading his team to a berth in the state semifinals.

Hector, who is the son of Monica Lockett, graduated from USF with a degree in health sciences.

CAREER HIGHLIGHTS

2018 - PHILADELPHIA EAGLES (8/0)

- Registered a half-sack of Panthers QB Cam Newton for an 11-yard loss vs. Car. (10/21/18)

COLLEGE HIGHLIGHTS

- In 43 career games (24 starts) at South Florida, posted 18.0 career sacks to finish tied for 4th all-time on the Bulls' career sacks list
- Led or tied for the team lead in sacks in each of his final three seasons

Hector finished his collegiate career tied for the 4th-most sacks (18.0) in USF history.

Hector led or tied for the team lead in sacks in three straight seasons at USF.

DT BRUCE HECTOR 98

CAREER STATISTICS

			TACKLES					PASS DEFENSE						FUMBLES			DEF SNAPS	
Year	Team	GP/S	Total	Solo	Asst	TFL	Sacks	Int	Yds	Lg	TD	PD	QPH	FF	FR	Yds	No	Pct
2018	Philadelphia	8/0	3	0	3	0	0.5	0	0	0	0	0	1	0	0	0	82	8%
Totals		**8/0**	**3**	**0**	**3**	**0**	**0.5**	**0**	**0**	**--**	**0**	**0**	**1**	**0**	**0**	**0**	**---**	**---**

CAREER HIGHS

Tackles	1	3x, last: 12/16/18 at LAR
Sacks	0.5	10/21/18 vs. Car.
PDs	--	---
FFs	--	---
FRs	--	---

2018 GAME-BY-GAME STATISTICS (PHI)

Date	Opp		GP/S	Tot	Solo	Sk	Int	PD	FF	FR	Snaps	Pct
Sep 6	Atl	W	1/0	0	0	0.0	0	0	0	0	7	10%
Sep 16	at TB	L	1/0	0	0	0.0	0	0	0	0	3	5%
Sep 23	Ind	W	1/0	0	0	0.0	0	0	0	0	2	3%
Sep 30	at Ten	L	1/0	1	0	0.0	0	0	0	0	6	8%
WAIVED BY EAGLES (10/2/18)												
SIGNED BY EAGLES TO PRACTICE SQUAD (10/4/18)												
PROMOTED TO EAGLES 53-MAN ROSTER (10/19/18)												
Oct 21	Car	L	1/0	1	0	0.5	0	0	0	0	21	36%
Oct 28	at Jax	W	1/0	0	0	0.0	0	0	0	0	12	19%
WAIVED BY EAGLES (10/30/18)												
SIGNED BY EAGLES TO PRACTICE SQUAD (11/2/18)												
PROMOTED TO EAGLES 53-MAN ROSTER (12/8/18)												
Dec 9	at Dal	L	1/0	0	0	0.0	0	0	0	0	20	20%
Dec 16	at LAR	W	1/0	1	0	0.0	0	0	0	0	11	14%
Dec 23	Hou	W	0/0	INACTIVE								
Dec 30	at Was	W	0/0	INACTIVE								
Totals			**8/0**	**3**	**0**	**0.5**	**0**	**0**	**0**	**0**	**82**	**8%**

COLLEGE HIGHLIGHTS (Continued)

- Earned All-American Conference honors after posting a career-high 7.0 sacks as a senior in 2017. Also totaled 38 tackles (26 solo), including 13 TFL, 1 FF, 1 PD and a blocked kick
- Selected to play in the 2018 NFLPA Collegiate Bowl at Rose Bowl Stadium in Pasadena, CA

TRANSACTIONS

2018	Signed by PHI as undrafted free agent
10/2/18	Waived by PHI
10/4/18	Signed by PHI to practice squad
10/19/18	Signed by PHI from practice squad to active roster
10/30/18	Waived by PHI
11/2/18	Signed by PHI to practice squad
12/8/18	Signed by PHI from practice squad to active roster

DT TREYVON HESTER 90

6-2 | 304 2nd Year

DOB: Sept. 21, 1992 (Age 26)

Penn Hills, Pennsylvania

☆ **Penn Hills High School**

Toledo
D7-17 (244th overall) by Oakland
Acquired: FA-18

Treyvon Hester was elevated from the Eagles practice squad to the active roster in Week 5 of 2018. Originally a 7th-round draft choice (244th overall) by Oakland in 2017, Hester has played in 26 career games (2 starts), totaling 41 tackles (24 solo) and 1 FF. The Pittsburgh-area native played collegiately at the University of Toledo, where he was a team captain and earned All-MAC honors as a senior.

MOST SACKS
TOLEDO PLAYERS IN 2016

Treyvon Hester	5.0
John Stepec	5.0
O. Adeniyi	4.0
Jawuan Woodley	3.5

Hester's career-high 5.0 sacks tied for the 8th-most in the Mid-American Conference in 2016.

CAREER HIGHLIGHTS

2017 - OAKLAND RAIDERS (14/1)

- Totaled 21 tackles (12 solo) and 1 FF
- Earned his first-career start vs. Dal. (12/17/17), totaling 1 tackle
- Set a season-high with 4 TFL and added his first-career FF vs. NE (11/19/17)
- Played in his first-career NFL game at Ten. (9/10/17), rotating in on the defensive line and posting 2 tackles

COLLEGE HIGHLIGHTS

- Played in 47 career games (42 starts) at Toledo, registering 161 tackles (77 solo), 13.0 sacks, 31.5 TFL and 4 FF
- As a senior in 2016, served as a team captain and was named to watch lists for the Bronko Nagurski Trophy (top defensive player) and Outland Trophy (top interior lineman)
- Following his senior season, earned second-team All-MAC honors after recording 39 tackles (22 solo), a career-high 5.0 sacks (T-8th in the MAC) and 1 FF
- Started in all 12 games at defensive tackle as a junior in 2015, finishing with 34 tackles (17 solo), 2.5 sacks and 1 FF

BIRDSEED

Hester prepped at Penn Hills (PA) High School, where he earned first-team all-state and first-team All-WPIAL honors as a senior and made second-team all-state as an offensive lineman as a junior.

Hester majored in criminal justice at the University of Toledo.

As a senior in 2016, Hester was named to watch lists for the Bronko Nagurski Trophy (top defensive player) and Outland Trophy (top interior lineman).

As a rookie with Oakland in 2017, Hester registered 21 tackles (12 solo) and 1 FF in 14 games (1 start).

DT TREYVON HESTER 90

CAREER STATISTICS

			TACKLES					PASS DEFENSE						FUMBLES			DEF SNAPS	
Year	Team	GP/S	Total	Solo	Asst	TFL	Sacks	Int	Yds	Lg	TD	PD	QPH	FF	FR	Yds	No	Pct
2017	Oakland	14/1	21	12	9	1	0.0	0	0	--	0	0	4	1	0	0	346	33%
2018	Philadelphia	12/1	20	12	8	1	1.0	0	0	--	0	0	7	0	0	0	226	22%
Totals		**26/2**	**41**	**24**	**17**	**2**	**1.0**	**0**	**0**	**--**	**0**	**0**	**11**	**1**	**0**	**0**	**---**	**---**

CAREER HIGHS

Tackles	6	11/18/18 at NO
Sacks	1	12/23/18 vs Hou
INTs	--	---
PDs	--	---
FFs	1	11/19/17 vs. NE
FRs	--	---

COLLEGE HIGHLIGHTS (Continued)

- As a sophomore in 2014, recorded 49 tackles (22 solo), 2.0 sacks and 2 FF, earning second-team All-MAC honors
- In 2013, played in all 12 games (9 starts) as a redshirt freshman. Named third-team All-MAC after registering 39 tackles (16 solo) and 3.5 sacks

TRANSACTIONS

2016 Drafted by OAK in 7th round (244th overall)
Signed 4-year contract
9/3/18 Waived by OAK
9/7/18 Signed by PHI to practice squad
10/2/18 Activated by PHI from practice squad to active roster

2018 GAME-BY-GAME STATISTICS (PHI)

Date	Opp		GP/S	Tot	Solo	Sk	Int	PD	FF	FR	Snaps	Pct
SIGNED BY PHI TO PRACTICE SQUAD (9/7/18)												
ACTIVATED FROM PRACTICE SQUAD TO 53-MAN ROSTER (10/2/18)												
Oct 7	Min	L	1/0	1	1	0.0	0	0	0	0	11	18%
Oct 11	at NYG	W	1/0	2	2	0.0	0	0	0	0	15	23%
Oct 21	Car	L	1/1	1	1	0.0	0	0	0	0	34	58%
Oct 28	at Jax	W	1/0	1	1	0.0	0	0	0	0	15	23%
Nov 11	Dal	L	1/0	1	0	0.0	0	0	0	0	11	16%
Nov 18	at NO	L	1/0	6	3	0.0	0	0	0	0	23	33%
Nov 25	NYG	W	1/0	0	0	0.0	0	0	0	0	15	24%
Dec 3	Was	W	1/0	1	0	0.0	0	0	0	0	11	24%
Dec 9	at Dal	L	1/0	4	1	0.0	0	0	0	0	32	32%
Dec 16	at LAR	W	1/0	1	1	0.0	0	0	0	0	26	34%
Dec 23	Hou	W	1/0	2	2	1	0	0	0	0	21	32%
Dec 30	at Was	W	1/0	0	0	0.0	0	0	0	0	12	27%
Totals			**12/1**	**20**	**12**	**1**	**0**	**0**	**0**	**0**	**226**	**22%**

2017 GAME-BY-GAME STATISTICS (OAK)

Date	Opp		GP/S	Tot	Solo	Sk	Int	PD	FF	FR	Snaps	Pct
Sep 10	at Ten	W	1/0	2	0	0.0	0	0	0	0	31	48%
Sep 17	NYJ	W	1/0	1	1	0.0	0	0	0	0	14	25%
Sep 24	at Was	L	1/0	0	0	0.0	0	0	0	0	26	38%
Oct 1	at Den	L	1/0	1	0	0.0	0	0	0	0	24	38%
Oct 8	Bal	L	1/0	0	0	0.0	0	0	0	0	19	29%
Oct 15	LAC	L	1/0	3	2	0.0	0	0	0	0	34	52%
Oct 19	KC	W	1/0	0	0	0.0	0	0	0	0	32	52%
Oct 29	at Buf	L	1/0	2	1	0.0	0	0	0	0	30	44%
Nov 5	at Mia	W	1/0	0	0	0.0	0	0	0	0	23	34%
Nov 19	NE	L	1/0	4	2	0.0	0	0	1	0	24	40%
Nov 26	Den	W	1/0	3	2	0.0	0	0	0	0	29	49%
Dec 3	NYG	W	1/0	0	0	0.0	0	0	0	0	22	36%
Dec 10	at KC	L	1/0	4	3	0.0	0	0	0	0	31	41%
Dec 17	Dal	L	1/1	1	1	0.0	0	0	0	0	7	11%
Dec 25	at Phi	L	0/0	INACTIVE (ANKLE)								
Dec 31	at LAC	L	0/0	INACTIVE (ANKLE)								
Totals			**14/1**	**21**	**12**	**0.0**	**0**	**0**	**1**	**0**	**346**	**33%**

LB JORDAN HICKS 58

6-1 | 236 4th Year

DOB: June 27, 1992 (Age 26)

Cincinnati, Ohio

Lakota West High School

Texas
D3-15 (84th overall) by Philadelphia

Hicks has recorded 12 takeaways (7 INTs, 5 FRs) in 43 career NFL games (40 starts).

THREE STEP DROP

First job: **Worked for a real estate company during high school taking photos of foreclosed homes**

Talent he'd most like to have: **To be multilingual**

If he could play another sport, what position: **Point guard, N.Y. Knicks**

Favorite TV show: ***The Fresh Prince of Bel-Air***

Favorite movie: ***Cool Runnings***

Favorite book: ***Quiet Strength* by Tony Dungy**

Favorite throwback jerseys: **Michael Jordan, Chicago Bulls; Michael Jordan, UNC; Ronaldinho, F.C. Barcelona**

2017

Originally selected by the Eagles in the 3rd round (84th overall) of the 2015 NFL Draft, **Jordan Hicks** enjoyed a breakout year in 2016, leading all NFL LBs with a career-high 5 INTs. Hicks is tied for the 5th-most INTs (7) by an NFL LB since 2015.

MOST INTERCEPTIONS

NFL LINEBACKERS IN 2016

Jordan Hicks (Phi.)	5
C.J. Mosley (Bal.)	4
Thomas Davis (Car.)	3
Deion Jones (Atl.)	3
Zachary Orr (Bal.)	3
Ryan Shazier (Pit.)	3

NFL LINEBACKERS SINCE 2015

Luke Kuechly (Car.)	9
Deion Jones (Atl.)	8
Alec Ogletree (NYG)	8
Telvin Smith (Jax.)	8
Jordan Hicks (Phi.)	7
Several players tied	7

7 INTs IN FIRST 3 NFL SEASONS

ALL-TIME EAGLES LINEBACKERS

JORDAN HICKS 2015-17

SETH JOYNER 1986-88

BOB PELLEGRINI 1956-59

CAREER HIGHLIGHTS

- Is tied for 5th among NFL LBs with 7 INTs since 2015. Joins **Seth Joyner** (1986-88) and **Bob Pellegrini** (1956-59) as the only Eagles LBs to record 7 INTs in their first three NFL seasons
- Led all NFL LBs with a career-high 5 INTs in 2016

CAREER STATISTICS																		
			TACKLES					PASS DEFENSE						FUMBLES			DEF SNAPS	
Year	Team	GP/S	Total	Solo	Asst	TFL	Sacks	Int	Yds	Lg	TD	PD	QPH	FF	FR	Yds	No	Pct
2015	Philadelphia	8/5	54	44	10	2	1.0	2	67	67t	1	0	0	1	3	11	453	75%
2016	Philadelphia	16/16	95	68	27	4	1.0	5	41	34	0	6	4	0	1	0	971	95%
2017	Philadelphia	7/7	28	24	4	0	0.0	0	0	--	0	0	2	0	1	0	268	26%
2018	Philadelphia	12/12	87	63	24	2	3.0	0	0	--	0	4	0	0	1	0	705	68%
Totals		**43/40**	**264**	**199**	**65**	**8**	**5.0**	**7**	**108**	**67t**	**1**	**10**	**6**	**1**	**6**	**11**	**---**	**---**
PLAYOFFS																		
2017	Philadelphia	0/0	PLACED ON INJURED RESERVE (ACHILLES) (10/31/17)															
Totals		**0/0**	**0**	**0**	**0**	**0**	**0.0**	**0**	**0**	**--**	**0**	**0**	**0**	**0**	**0**	**0**	**---**	**---**

CAREER HIGHS		
Tackles	14	9/27/15 at NYJ
Sacks	1.5	2x, last: 10/28/18 at Jax.
INTs	2	1/1/17 vs. Dal.
PDs	2	2x, last: 9/23/18 vs. Ind.
FFs	1	9/20/15 vs. Dal.
FRs	1	6x, last: 9/16/18 at TB

TOUCHDOWNS (1)		
Date	**Opponent**	**TDs**
11/8/15	at Dallas Cowboys (W, 33-27) (OT)	67-yard INT

CAREER HIGHLIGHTS (Continued)

2018 - PHILADELPHIA EAGLES (12/12)

- Has produced a career-high 3.0 sacks
- Registered a season-high 12 tackles along with a career-high-tying 1.5 sacks in the win at Jax. (10/28/18)
- Recovered the fumble after **Malcolm Jenkins** punched the ball out of Buccaneers WR **Mike Evans**' hands in the fourth quarter at TB (9/16/18). Marked his 6th-career FR as well as the 13th takeaway of his NFL career. Also logged season-high 10 tackles (5 solo) in the contest
- Posted a career-high 1.5 sacks along with 7 tackles (5 solo) in the win vs. Atl. (9/6/18)

2017 - PHILADELPHIA EAGLES (7/7, 0/0)

- Recovered the fumble on a strip-sack by **Fletcher Cox** at Was. (9/10/17), marking his 12th career takeaway

2016 - PHILADELPHIA EAGLES (16/16)

- Led all NFL LBs with a career-high 5 INTs, which is tied for the 4th-most by a non-defensive back in team history (most since **Bill Bergey** in 1974 - also 5)
- According to *Elias Sports Bureau*, became the first NFL LB to record 11+ takeaways in his first 24 career games (2015-16) since Hall of Famer **Jack Ham** (1971-72)

TopTier Wealth Management

In March 2018, Hicks joined teammate Chris Maragos and former teammate Trey Burton to launch **TopTier Wealth Management**, a wealth management firm that aides professional athletes with their financial planning. TopTier provides players and outside investors with financial and investment plans and will oversee retirement plans and second-career help. Hicks, Maragos and Burton are owners in the firm and will serve as player liaisons, helping mentor young players who need comprehensive advice.

HOW HE GOT HIS START

Hicks is the son of Scott Hicks, who coaches high school basketball in Indianapolis, and Kelly Justice. He has an older sister, Taylor, and three younger brothers: Scotty, Cameron and Ethan.

Hicks began his football career in the 5th grade while playing running back and safety in the Lexington Termites League in South Carolina. Hicks grew up a big fan of the Carolina Panthers and the University of Texas football team.

The best advice he was ever given growing up came from his mother, Kelly Justice, who always told him to "stay humble."

EARLY MOTIVATION

Hicks was a three-year starter at Lakota West High School and earned numerous accolades, including the Butkus Award in 2009, given annually to the nation's best linebacker. He was also named Gatorade's Ohio High School Football Player of the Year.

Hicks also lettered in basketball and holds the district record for most varsity basketball games played in a career (87) and set the district record for steals (170).

ADAPTING TO CHANGE

Hicks was born in Colorado Springs, CO, and lived in Indiana (ages 1-6) and South Carolina (ages 6-11) before moving to Ohio. He also played for two head coaches and four defensive coordinators at Texas.

"Change does not scare me and I don't take anything for granted. I also think I'm able to see the positives of every different situation I'm in. It's enhanced my confidence and humility all at the same time."

OFF THE FIELD

Hicks' hobbies include playing video games, especially FIFA and NBA2K, as well as playing basketball and hanging out with friends by the lake in Austin, TX. Hicks married his wife, Ivana, during the 2017 offseason.

@JordanHicks @jhicks_3

2018 GAME-BY-GAME STATISTICS (PHI)

Date	Opp		GP/S	Tot	Solo	Sk	Int	PD	FF	FR	Snaps	Pct
Sep 6	Atl	W	1/1	7	5	1.5	0	0	0	0	70	100%
Sep 16	at TB	L	1/1	10	5	0.0	0	0	0	1	58	100%
Sep 23	Ind	W	1/1	8	8	0.0	0	0	0	0	59	100%
Sep 30	at Ten	L	1/1	7	6	0.0	0	0	0	0	71	100%
Oct 7	Min	L	1/1	9	7	0.0	0	0	0	0	62	100%
Oct 11	at NYG	W	1/1	9	5	0.0	0	1	0	0	65	100%
Oct 21	Car	L	1/1	5	4	0.0	0	0	0	0	59	100%
Oct 28	at Jax	W	1/1	12	9	1.5	0	0	0	0	64	100%
Nov 11	Dal	L	1/1	8	5	0.0	0	0	0	0	69	100%
Nov 18	at NO	L	1/1	6	6	0.0	0	0	0	0	64	91%
Nov 25	NYG	W	0/0	INACTIVE (CALF)								
Dec 3	Was	W	0/0	INACTIVE (CALF)								
Dec 9	at Dal	L	0/0	INACTIVE (CALF)								
Dec 16	at LAR	W	0/0	INACTIVE (CALF)								
Dec 23	Hou	W	1/1	5	3	0.0	0	0	0	0	43	66%
Dec 30	at Was	W	1/1	1	0	0.0	0	0	0	0	21	47%
Totals			**12/12**	**87**	**63**	**3.0**	**0**	**1**	**0**	**1**	**705**	**68%**

CAREER HIGHLIGHTS (Continued)

- Totaled a career-high 2 INTs vs. Dal. (1/1/17). Became the first Eagles LB to produce multiple INTs in a single game since **William Thomas** (2) on 9/22/96 at Atlanta

2015 - PHILADELPHIA EAGLES (8/5)

- Became the first NFL rookie to register opponent fumble recoveries in 3 consecutive games (9/27/15-10/11/15) since **Jack Del Rio** in 1985. Was the first Eagle to accomplish the feat since **Byron Evans** in 1993
- Returned an INT of Cowboys QB **Matt Cassell** for a 67-yard TD at Dal. (11/8/15), marking the longest INT-TD by an Eagles LB since **Shawn Barber** (80 yards) on 12/21/02 at Dallas and the first by an Eagles rookie since **Bill Bradley** (56 yards) on 10/19/69 at Dallas
- Made his first career NFL start at NYJ (9/27/15), logging a career-high 14 tackles. Recorded a fourth-quarter INT of Jets QB **Ryan Fitzpatrick** and recovered a fumble by Jets WR **Brandon Marshall**. His INT was the first by an Eagles rookie LB since **Stewart Bradley** in 2009
- Pressed into his first career action on defense due to injuries to **Mychal Kendricks** and **Kiko Alonso** vs. Dal. (9/20/15). Registered a sack-fumble of Cowboys QB **Tony Romo**

COLLEGE HIGHLIGHTS

- Recorded 147 tackles as a senior at Texas, which tied for the 7th-highest total in school annals (most since **Winfred Tubbs** notched 157 in 1992)

WR ALSHON JEFFERY 17

6-3 | 218 7th Year

DOB: Feb. 14, 1990 (Age 28)

St. Matthews, South Carolina

Calhoun County High School

South Carolina
D2-12 (45th overall) by Chicago
Acquired: FA-Chi-17

THREE STEP DROP

First job: **Doing inventory at a kids store at the mall**

Desired talent: **Ability to sing**

If he could play another sport, what position/team: **Point guard or shooting guard, Chicago Bulls**

Best player he ever lined up against: **"Myself, because you have to beat yourself first before you do anything else."**

Player he models his game after: **Randy Moss**

Favorite movie: ***Friday***

Favorite TV shows: ***Power* and *Game of Thrones***

Favorite meal: **Lasagna**

Three favorite throwback jerseys: **Michael Jordan, Chicago Bulls; Penny Hardaway, Orlando Magic; Kobe Bryant, Los Angeles Lakers**

One of the top free agent signings of the 2017 offseason, **Alshon Jeffery** tied for the 4th-most receiving TDs (9) in the NFL in his first season with Philadelphia. Jeffery, who signed a 4-year contract extension during the regular season, also led the Eagles in receiving yards (219) and receiving TDs (3) during their **Super Bowl LII**-winning playoff run.

MOST RECEIVING TDs

NFL PLAYERS IN 2017

DeAndre Hopkins (Hou.)	13
Davante Adams (GB)	10
Jimmy Graham (Sea.)	10
Alshon Jeffery (Phi.)	9
Antonio Brown (Pit.)	9
Marvin Jones Jr. (Det.)	9
Jarvis Landry (Mia.)	9

EAGLES PLAYERS IN 2018

Zach Ertz	6
Alshon Jeffery	6
Nelson Agholor	4
Dallas Goedert	3
Several players tied	2

CAREER HIGHLIGHTS

- Led the Eagles with 219 receiving yards and 3 TDs during the team's **Super Bowl LII**-winning playoff run. Both totals marked franchise records for receiving yards and receiving TDs in a single postseason
- Caught 3 passes for 73 yards (24.3 avg.) in **Super Bowl LII** at NE (2/4/18), including a 34-yard TD from QB **Nick Foles** that gave the Eagles a 9-3 lead in the first quarter

2018 - PHILADELPHIA EAGLES (13/13)

- Caught a 2-yard TD pass from **Nick Foles** in the 24-0 playoff-clinching victory at Was. (12/30/18). The score capped a 19-play, 87-yard drive that lasted 11:49, marking the Eagles' longest drive by plays since 9/7/97 vs. Green Bay (also 19 plays) (longest TD drive by NFL team since 2014)

WR ALSHON JEFFERY 17

CAREER STATISTICS									
			RECEIVING					OFF SNAPS	
Year	Team	GP/S	Rec	Yds	Avg	Lg	TD	No	Pct
2012	Chicago	10/6	24	367	15.3	55	3	431	41%
2013	Chicago	16/14	89	1421	16.0	80t	7	963	91%
2014	Chicago	16/16	85	1133	13.3	74	10	957	90%
2015	Chicago	9/8	54	807	14.9	50	4	502	46%
2016	Chicago	12/12	52	821	15.8	54	2	692	69%
2017	Philadelphia	16/16	57	789	13.8	53t	9	927	82%
2018	Philadelphia	13/13	65	843	13.0	52	6	770	71%
Totals		**92/85**	**426**	**6181**	**14.5**	**80t**	**41**	**---**	**---**
PLAYOFFS									
2017	Philadelphia	3/3	12	219	18.3	53t	3	184	89%
Totals		**3/3**	**12**	**219**	**18.3**	**53t**	**3**	**---**	**---**

ADDITIONAL STATISTICS

Rushing: 22-138 (6.3 avg.) - *2014 (6-33); 2013 (16-105)*

Fumbles/Lost: 6/1 - *2018 (1/0); 2015 (1/0); 2014 (1/0); 2013 (3/1)*

2-Pt. Conversions: 3 (all receiving) - 9/10/17 at Was., 10/29/17 vs. SF, 11/19/17 at Dal. **Pass Defensed:** 1 - 10/29/17 vs. SF

CAREER HIGHS		
Receptions	12	12/1/13 at Min.
Receiving Yards	249	12/1/13 at Min.
Receiving Long	80t	12/1/13 at Min.
Receiving TDs	2	4x, last: 1/21/18 vs. Min.

CAREER HIGHLIGHTS (Continued)

- Posted 82 yards on 3 receptions (27.3 avg.) in the 32-30 win vs. Hou. (12/23/18), including a season-long 52-yard reception in the third quarter. Became the first Eagle to record 50+ yard receptions in back-to-back games since **Jeremy Maclin** from 10/26/14-11/2/14
- Recorded 8 receptions for a season-high 160 yards (20.0 avg.) in the 30-23 win at LAR (12/16/18). His 160 receiving yards are his most as an Eagle and the 3rd-most of his NFL career, behind 12/1/13 at Minnesota with Chicago (249 yards) and 10/6/13 vs. New Orleans with Chicago (218 yards)
- Caught 7 passes for 88 yards (12.6 avg.) vs. Car. (10/21/18), including an 11-yard TD
- Totaled a season-high-tying 8 catches for 73 yards and 2 TDs in the 34-13 win at NYG (10/11/18). Marked his 5th career multi-TD game and first since the 2017 NFC Championship
- Produced his 14th career 100+ yard game (first as an Eagle) after logging 8 receptions for 105 yards and 1 TD in his season debut at Ten. (9/30/18)

BIRDSEED

Jeffery attended Calhoun County (SC) High School, where he was named first-team all-state as a defensive back. As a senior, he caught 35 passes for 740 yards and 14 TDs, averaged 65 yards on kickoff returns and 35 yards on punt returns with 3 TDs and totaled 50 tackles on defense. Jeffery, who was also a standout basketball player, helped lead Calhoun County to four state titles.

@TheWorldof_AJ @calhounpresident

2018 GAME-BY-GAME STATISTICS (PHI)

				RECEIVING					SNAPS	
Date	**Opp**		**GP/S**	**Rec**	**Yds**	**Avg**	**Lg**	**TD**	**No**	**Pct**
Sep 6	Atl	W	0/0	INACTIVE (SHOULDER)						
Sep 16	at TB	L	0/0	INACTIVE (SHOULDER)						
Sep 23	Ind	W	0/0	INACTIVE (SHOULDER)						
Sep 30	at Ten	L	1/1	8	105	13.1	31	1	65	21%
Oct 7	Min	L	1/1	2	39	19.5	31	0	54	92%
Oct 11	at NYG	W	1/1	8	74	9.3	17	2	59	83%
Oct 21	Car	L	1/1	7	88	12.6	29	1	64	96%
Oct 28	at Jax	W	1/1	4	35	8.8	13	0	54	87%
Nov 11	Dal	L	1/1	4	48	12.0	17	0	60	97%
Nov 18	at NO	L	1/1	4	33	8.3	12	0	51	100%
Nov 25	NYG	W	1/1	3	39	13.0	21	0	64	98%
Dec 3	Was	W	1/1	3	31	10.3	16	0	66	88%
Dec 9	at Dal	L	1/1	6	50	8.3	12	1	51	98%
Dec 16	at LAR	W	1/1	8	160	20.0	50	0	64	100%
Dec 23	Hou	W	1/1	3	82	27.3	52	0	61	74%
Dec 30	at Was	W	1/1	5	59	11.8	19	1	57	80%
Totals			**13/13**	**65**	**843**	**13.0**	**52**	**6**	**770**	**71%**

2017 GAME-BY-GAME STATISTICS (PHI)

				RECEIVING					SNAPS	
Date	**Opp**		**GP/S**	**Rec**	**Yds**	**Avg**	**Lg**	**TD**	**No**	**Pct**
Sep 10	at Was	W	1/1	3	38	12.7	24	0	60	88%
Sep 17	at KC	L	1/1	7	92	13.1	18	1	61	85%
Sep 24	NYG	W	1/1	4	56	14.0	19	0	67	88%
Oct 1	at LAC	W	1/1	3	29	9.7	13	1	68	86%
Oct 8	Ari	W	1/1	3	31	10.3	16	0	53	79%
Oct 12	at Car	W	1/1	4	71	17.8	37	0	56	90%
Oct 23	Was	W	1/1	2	37	18.5	24	0	53	82%
Oct 29	SF	W	1/1	2	62	31.0	53t	1	48	69%
Nov 5	Den	W	1/1	6	84	14.0	32t	2	49	71%
Nov 19	at Dal	W	1/1	4	67	16.8	22	1	47	73%
Nov 26	Chi	W	1/1	5	52	10.4	16	1	67	86%
Dec 3	at Sea	L	1/1	4	61	15.3	23	0	70	93%
Dec 10	at LAR	W	1/1	5	52	10.4	15	1	86	95%
Dec 17	at NYG	W	1/1	4	49	12.3	19	1	61	90%
Dec 25	Oak	W	1/1	0	0	---	--	0	63	93%
Dec 31	Dal	L	1/1	1	8	8.0	8	0	18	31%
Totals			**16/16**	**57**	**789**	**13.8**	**53t**	**9**	**927**	**82%**
PLAYOFFS										
Jan 13	Atl	W	1/1	4	61	15.3	21	0	56	84%
Jan 21	Min	W	1/1	5	85	17.0	53t	2	59	91%
Feb 4	at NE	W	1/1	3	73	24.3	34t	1	69	92%
Totals			**3/3**	**12**	**219**	**18.3**	**53t**	**3**	**184**	**89%**

CAREER HIGHLIGHTS (Continued)

2017 - PHILADELPHIA EAGLES (16/16, 3/3)

- Led the Eagles with 219 receiving yards and 3 TDs during the team's **Super Bowl LII**-winning playoff run. Both totals marked franchise records for receiving yards and receiving TDs in a single postseason
- Caught 3 passes for 73 yards (24.3 avg.) in **Super Bowl LII** at NE (2/4/18), including a 34-yard TD from QB **Nick Foles** that gave the Eagles a 9-3 lead in the first quarter. Became the first Eagle since **Fred Barnett** in 1992 to record multiple 30+ yard TD catches in the same postseason
- Recorded 5 receptions for 85 yards and 2 TDs (53 and 5 yards) in the NFC Championship vs. Min. (1/21/18)
- Led the Eagles offense with 61 receiving yards in the Divisional Playoff vs. Atl. (1/13/18)
- Finished with a team-high 9 receiving TDs, which marks the 2nd-highest total of his career. His 9 receiving TDs also tied for the 4th-most in the NFL, trailing only **DeAndre Hopkins** (13), **Davante Adams** (10) and **Jimmy Graham** (10)
- Converted the most 2-point conversions (3, all receiving) in a single season since **Reggie Bush** in 2007 (also 3)

2016 - CHICAGO BEARS (12/12)

- Led the Bears in yards per reception (15.8) and receiving yards per game (68.4) (min. 20 receptions)

2015 - CHICAGO BEARS (9/8)

- Tallied 54 catches for a team-high 807 yards (14.9) and 4 TDs, despite appearing in just 9 games

WR ALSHON JEFFERY 17

2016 GAME-BY-GAME STATISTICS (CHI)

				RECEIVING					SNAPS	
Date	**Opp**		**GP/S**	**Rec**	**Yds**	**Avg**	**Lg**	**TD**	**No**	**Pct**
Sep 11	at Hou	L	1/1	4	105	26.3	54	0	53	95%
Sep 19	Phi	L	1/1	5	96	19.2	49	0	50	96%
Sep 25	at Dal	L	1/1	5	70	14.0	22	0	65	100%
Oct 2	Det	W	1/1	3	46	15.3	22	0	56	81%
Oct 9	at Ind	L	1/1	5	77	15.4	38	0	61	92%
Oct 16	Jax	L	1/1	7	93	13.3	26	0	74	93%
Oct 20	at GB	L	1/1	3	33	11.0	11	0	45	94%
Oct 31	Min	W	1/1	4	63	15.8	34	1	57	93%
Nov 13	at TB	L	1/1	4	47	11.8	16	0	55	98%
Nov 20	at NYG	L	0/0	SUSPENDED BY NFL						
Nov 27	Ten	L	0/0	SUSPENDED BY NFL						
Dec 4	SF	W	0/0	SUSPENDED BY NFL						
Dec 11	at Det	L	0/0	SUSPENDED BY NFL						
Dec 18	GB	L	1/1	6	89	14.8	27	1	61	92%
Dec 24	Was	L	1/1	5	92	18.4	37	0	66	96%
Jan 1	at Min	L	1/1	1	10	10.0	10	0	49	82%
Totals			**12/12**	**52**	**821**	**15.8**	**54**	**2**	**692**	**69%**

2015 GAME-BY-GAME STATISTICS (CHI)

				RECEIVING					SNAPS	
Date	**Opp**		**GP/S**	**Rec**	**Yds**	**Avg**	**Lg**	**TD**	**No**	**Pct**
Sep 13	GB	L	1/0	5	78	15.6	25	0	56	77%
Sep 20	Ari	L	0/0	INACTIVE (CALF, HAMSTRING)						
Sep 27	at Sea	L	0/0	INACTIVE (HAMSTRING)						
Oct 4	Oak	W	0/0	INACTIVE (HAMSTRING)						
Oct 11	at KC	W	0/0	INACTIVE (HAMSTRING)						
Oct 18	at Det	L	1/1	8	147	18.4	45	1	69	86%
Nov 1	Min	L	1/1	10	116	11.6	28	1	58	95%
Nov 9	at SD	W	1/1	10	151	15.1	47	0	63	88%
Nov 15	at StL	W	1/1	3	23	7.7	10	0	35	54%
Nov 22	Den	L	0/0	INACTIVE (GROIN)						
Nov 26	at GB	W	1/1	7	90	12.9	22	0	60	90%
Dec 6	SF	L	1/1	4	85	21.3	31	0	75	96%
Dec 13	Was	L	1/1	6	107	17.8	50	1	56	95%
Dec 20	at Min	L	1/1	1	10	10.0	10t	1	30	47%
Dec 27	at TB	W	0/0	INACTIVE (HAMSTRING)						
PLACED ON INJURED RESERVE (HAMSTRING) ON 12/30/15										
Totals			**9/8**	**54**	**807**	**14.9**	**50**	**4**	**502**	**46%**

100+ YARD RECEIVING GAMES (15)

Date	Opponent	Yds	Rec	TDs
12/1/13	at Minnesota Vikings (L, 20-23)	249	12	2
10/6/13	vs. New Orleans Saints (L, 18-26)	218	10	1
12/23/18	at Los Angeles Rams (W, 30-23)	160	8	0
11/9/15	at San Diego Chargers (W, 22-19)	151	10	0
10/18/15	at Detroit Lions (L, 34-37)	147	8	1
10/12/14	at Atlanta Falcons (W, 27-13)	136	5	0
11/16/14	vs. Minnesota Vikings (W, 21-13)	135	11	1
11/1/15	vs. Minnesota Vikings (L, 20-23)	116	10	1
11/10/13	vs. Detroit Lions (L, 19-21)	114	9	0
12/13/15	vs. Washington Redskins (L, 21-24)	107	6	1
9/29/13	at Detroit Lions (L, 32-40)	107	5	1
9/30/18	at Tennessee Titans (L, 23-26) (OT)	105	8	1
9/11/16	at Houston Texans (L, 14-23)	105	4	0
9/22/14	at New York Jets (W, 27-19)	105	8	0
10/20/13	at Washington Redskins (L, 41-45)	105	4	0

MULTI-TOUCHDOWN GAMES (4)

Date	Opponent	TDs
1/21/18	vs. Minnesota Vikings (Conf.) (W, 38-7)	2
11/5/17	vs. Denver Broncos (W, 51-23)	2
11/27/14	at Detroit Lions (L, 17-34)	2
12/1/13	at Minnesota Vikings (L, 20-23)	2

CAREER HIGHLIGHTS (Continued)

- Registered 4 games with 100+ receiving yards (147 - 10/18/15 at Det.; 116 - 11/1/15 vs. Min.; 151 - 11/9/15 at SD; 107 - 12/13/15 vs. Was.). His 3 consecutive games with 100+ receiving yards tied for Chicago's franchise record

2014 - CHICAGO BEARS (16/16)

- Recorded his second consecutive 1,000+ yard receiving campaign after leading the Bears with 1,133 yards and a career-high 10 TDs on 85 receptions (13.3 avg.)
- Caught TDs in 6 straight games from 11/16-12/14/14. Became just the third player in franchise history to accomplish the feat

2013 - CHICAGO BEARS (16/14)

- Earned his first trip to the **Pro Bowl** and was named **PFWA's Most Improved Player** after registering career highs in receptions (89) and receiving yards (1,421) in 2013
- Became the 8th player in NFL history to record multiple 200+ yard receiving performances in a single season, posting 218 yards vs. NO (10/6/13) and 249 yards at Min. (12/1/13)
- Notched a career-high 12 catches at Min. (12/1/13)

COLLEGE HIGHLIGHTS

- Played in 39 career games at South Carolina (2009-11), finishing with 183 receptions (2nd in school history) for 3,042 yards (1st in school history and 2nd in SEC history) and 23 TDs (tied for 1st in school history)

S MALCOLM JENKINS 27

6-0 | 204 10th Year

DOB: Dec. 20, 1987 (Age 31)

Piscataway, New Jersey

Piscataway High School

Ohio State
D1-09 (14th overall)
by New Orleans
Acquired: FA-NO-14

AP 2010

2017

2009

PRO BOWL 2018

PRO BOWL 2016

Malcolm Jenkins signed with Philadelphia in 2014 and has emerged as a pillar in the Eagles locker room, earning two Pro Bowl nods while also leading the team's **Super Bowl LII**-winning defense. Jenkins is one of only five NFL players to record 6+ INT-TDs since he entered the league with New Orleans in 2009.

MOST INT-TDs

NFL PLAYERS SINCE 2009

Aqib Talib	10
Janoris Jenkins	7
Malcolm Jenkins	6
Jonathan Joseph	6
Charles Tillman	6

NFL PLAYERS SINCE 2014

Aqib Talib	6
Malcolm Jenkins	4
William Gay	4
Janoris Jenkins	4
Trumaine Johnson	4

EAGLES ALL-TIME HISTORY

Eric Allen (1988-94)	5
M. Jenkins (2014-present)	4
Sheldon Brown (2002-09)	3
Lito Sheppard (2002-08)	3
Joe Scarpati (1964-69)	3

MOST TACKLES

EAGLES PLAYERS IN 2017

119	Malcolm Jenkins
86	Jalen Mills
85	Nigel Bradham
78	Rodney McLeod

THREE STEP DROP

First job: Working in the township parks department in high school

Favorite movie: *School Daze*

If he could play another sport, what position/team: Anchor for the U.S. Olympic track team in the 4x4 relay

Best player he has lined up against: Former Lions WR Calvin Johnson

Favorite athlete growing up: Ray Lewis

Three favorite throwback jerseys: Joe Namath, New York Jets; Sean Taylor, Washington Redskins; Michael Jordan, UNC

CAREER HIGHLIGHTS

- A member of two **Super Bowl**-winning teams with New Orleans in 2009 (XLIV) and Philadelphia in 2017 (LII)
- Earned **Pro Bowl** honors following the 2015 and 2017 seasons with the Eagles and was also named second-team **All-Pro** by the *Associated Press* in 2010 with the Saints
- Is one of just five NFL players (only safety) with 6 INT-TDs since he entered the league with New Orleans in 2009, joining **Aqib Talib** (10), **Janoris Jenkins** (7), **Jonathan Joseph** (6) and **Charles Tillman** (6)

HUMBLE BEGINNINGS

For a player who won a Super Bowl and played in a Pro Bowl, Jenkins' career did not exactly begin in a blaze of glory. Jenkins was originally a 9-year-old, back-up guard for the Piscataway Braves of his Pop Warner squad in New Jersey. Jenkins recalled that he played just seven plays per game that was mandatory for all players in that league. "All I remember is that I got my seven plays in and from there it was a race to get the free hot dog."



MALCOLM JENKINS FOUNDATION

Launched in 2010, the **Malcolm Jenkins Foundation** aims to provide resources, experiences and opportunities for the underserved youth. The organization's goal is to inspire and create positive change in the lives of children. Said Jenkins, "For as much as I have been given in life, I feel obligated to give children the guidance, experience and an opportunity. And then watch them take off." For more info, please visit **TheMalcolmJenkinsFoundation.org**.

CELEBRITY FAMILY FEUD

In 2016, Jenkins participated in a NFL version of *Celebrity Family Feud* hosted by Steve Harvey, which aired on July 3. Jenkins and the rest of the NFC defense defeated the AFC offense and collected $25,000 for Got Your 6 charity.

THE WALKING DEAD

After reading *The Zombie Survival Guide* by Max Brooks, Jenkins began collecting an array of different survival tools in what he describes as a "half-hearted attempt at doomsday prepping." Jenkins' favorite TV show is *The Walking Dead*.

BIRDSEED

Jenkins is the son of Willie Lee and Gwendolyn V. Jenkins. His dad is a software engineer for Comcast and his mom is the president of the Malcolm Jenkins Foundation. Jenkins was a leader in the Omega Psi Phi fraternity at Ohio State, graduating with a bachelor's degree in communications.

STYLIN' IN THE SECONDARY

Jenkins has immersed himself in the world of fashion and, more specifically, the bow tie. At the suggestion from his wife, Morrisa, Jenkins launched his own company, **Rock Avenue Bow Ties**, which specializes in the design and creation of neck wear and pocket squares and encourages self expression in its customers. For more info, visit **rockavenuebowties.com**.

During the 2017 offseason, Jenkins opened his own custom suite store in Philadelphia, **Damari Savile**.

MOTIVATING VOICES

Jenkins credits many for helping him get to where he is today, but he singled out three people: his father, Lee Jenkins; his high school football and track coach, Larry Lester; and his college coach, Jim Tressel. "My father's best advice was, 'You don't know what you don't know,' meaning you constantly need to learn more. Larry Lester taught me how to prepare and how to train. We'd sometimes be the only two people on the field on a weekend, just trying to get myself better. And Coach Tressel taught me about integrity and how to be a pro before I even became a pro."

BYRON "WHIZZER" WHITE AWARD

In February 2017, Jenkins was announced as the recipient of the NFLPA's Byron "Whizzer" White Award for his outstanding charitable efforts off the field. As the winner, Jenkins received $100,000 to donate to the charity of his choice. Jenkins joined Brian Dawkins, Troy Vincent and Reggie White as Eagles who have won the Byron "Whizzer" White Award. Byron "Whizzer" White led the NFL in rushing yards in 1938 and 1940 and later served as a Supreme Court Justice from 1962-93.

MALCOLM & MORRISA

Jenkins and his wife, Morrisa, have two daughters, Elle and Selah. Malcolm and Morrisa met on Facebook while he was a senior at Ohio State. "She was at Southern Miss, so we talked on Facebook for a while and I just happened to get drafted by the Saints. New Orleans was only an hour and 10 minutes from where she was in Hattiesburg, so we started hanging out and the rest is history."

Morrisa recently started a company called Meaux Moisture (meauxmoisture.com), which sells all-natural body care products. "I give all the credit for my beard to my wife."

@MalcolmJenkins @malcolmjenkins27

S MALCOLM JENKINS 27

CAREER STATISTICS																		
			TACKLES					PASS DEFENSE						FUMBLES			DEF SNAPS	
Year	Team	GP/S	Total	Solo	Asst	TFL	Sacks	Int	Yds	Lg	TD	PD	QPH	FF	FR	Yds	No	Pct
2009	New Orleans	14/6	55	49	6	0	0.0	1	14	14	0	4	2	0	0	0	N/A	N/A
2010	New Orleans	15/15	64	54	10	3	1.0	2	105	96t	1	12	1	1	2	0	N/A	N/A
2011	New Orleans	15/15	77	63	14	0	1.0	0	0	--	0	9	4	1	1	30	N/A	N/A
2012	New Orleans	13/13	94	65	29	2	0.0	1	55	55t	1	7	2	0	0	0	873	77%
2013	New Orleans	14/14	68	44	24	4	2.5	2	35	31	0	6	3	2	0	0	819	84%
2014	Philadelphia	16/16	113	68	45	3	0.0	3	67	53t	1	14	0	0	1	0	1153	99%
2015	Philadelphia	16/16	120	92	28	13	0.0	2	99	99t	1	15	0	3	1	0	1214	99%
2016	Philadelphia	16/16	114	82	32	5	1.0	3	98	64t	2	13	3	0	1	0	1019	99%
2017	Philadelphia	16/16	119	83	36	11	1.0	2	0	0	0	12	5	1	1	0	948	92%
2018	Philadelphia	16/16	136	103	33	10	1.0	1	25	25	0	11	6	3	1	0	1038	99%
Totals		**151/143**	**960**	**703**	**257**	**51**	**7.5**	**17**	**498**	**99t**	**6**	**103**	**26**	**11**	**8**	**30**	**---**	**---**
PLAYOFFS																		
2009	New Orleans	2/0	5	5	0	1	0.0	0	0	--	0	1	0	0	0	0	N/A	N/A
2010	New Orleans	0/0	0	0	0	0	0.0	0	0	--	0	0	0	0	0	0	N/A	N/A
2011	New Orleans	2/2	13	12	1	1	1.0	0	0	--	0	1	1	0	0	0	N/A	N/A
2013	New Orleans	2/2	8	4	4	0	0.0	0	0	--	0	0	0	0	0	0	118	100%
2017	Philadelphia	3/3	21	16	5	0	0.0	0	0	--	0	3	2	0	0	0	206	100%
Totals		**9/7**	**47**	**37**	**10**	**2**	**1.0**	**0**	**0**	**--**	**0**	**5**	**3**	**0**	**0**	**0**	**---**	**---**

ADDITIONAL STATISTICS

Blocked Field Goals: 2 - 12/17/17 at NYG (Aldrick Rosas); 11/25/12 vs. SF (David Akers)

Special Teams FFs: 3 - *2014 (1); 2009 (2)* **Special Teams FRs:** 1 - *2009 (1)* **Lost Fumbles:** 1 - *2017 (1)*

Special Teams Tackles: 42 - *2018 (4); 2017 (8); 2016 (3); 2015 (9); 2014 (4); 2013 (1); 2010 (4); 2009 (9)*

CAREER HIGHS		
Tackles	14	2x, last: 12/16/18 at LAR
Sacks	1.5	10/13/13 at NE
INTs	2	2x, last: 12/22/16 vs. NYG
PDs	3	10x, last: 2/4/18 at NE (SB)
FFs	2	9/27/15 at NYJ
FRs	1	8x, last: 10/28/18 at Jax.

CAREER HIGHLIGHTS (Continued)

- Since he joined the Eagles in 2014, is tied with **William Gay** and **Janoris Jenkins** for the 2nd-most INT-TDs (4) in the NFL, trailing only **Aqib Talib** (6). His 4 INT-TDs also rank 2nd in Eagles history, behind **Eric Allen** (5, 1988-94)
- Is one of only three NFL players to record 13+ INTs and 9+ FFs since 2013, joining **Mike Adams** (18 INTs, 9 FFs) and **D.J. Swearinger** (14 INTs, 9 FFs)

2018 - PHILADELPHIA EAGLES (16/16)

- Totaled a career-high-tying 14 tackles (10 solo) in the 30-23 victory at LAR (12/16/18). Also registered 2 TFL as well as 1 QB pressure and hit
- Sacked Redskins QB **Colt McCoy** on the Redskins' second possession in the 28-13 win vs. Was. (12/3/18). Has recorded a sack in each of the last three seasons
- Recorded 8 tackles (6 solo), 1 INT, 3 PDs and 1 FF in the 25-22 win vs. NYG (11/25/18). Intercepted Giants QB **Eli Manning** at the PHI 2 and returned the ball 25 yards to the PHI 27 at the end of the second quarter
- Led the Eagles with a season-high 13 tackles (10 solo) and registered 1 FF vs. Dal. (11/11/18)

2018 GAME-BY-GAME STATISTICS (PHI)												
Date	Opp		GP/S	Tot	Solo	Sk	Int	PD	FF	FR	Snaps	Pct
Sep 6	Atl	W	1/1	4	2	0.0	0	0	0	0	70	100%
Sep 16	at TB	L	1/1	9	5	0.0	0	0	1	0	58	100%
Sep 23	Ind	W	1/1	5	4	0.0	0	2	0	0	59	100%
Sep 30	at Ten	L	1/1	9	8	0.0	0	1	0	0	70	99%
Oct 7	Min	L	1/1	9	7	0.0	0	0	0	0	62	100%
Oct 11	at NYG	W	1/1	10	7	0.0	0	0	0	0	65	100%
Oct 21	Car	L	1/1	10	6	0.0	0	2	0	0	59	100%
Oct 28	at Jax	W	1/1	7	7	0.0	0	2	0	1	64	100%
Nov 11	Dal	L	1/1	13	10	0.0	0	0	1	0	69	100%
Nov 18	at NO	L	1/1	10	8	0.0	0	0	0	0	70	100%
Nov 25	NYG	W	1/1	8	6	0.0	1	3	1	0	62	100%
Dec 3	Was	W	1/1	4	3	1.0	0	0	0	0	45	100%
Dec 9	at Dal	L	1/1	12	10	0.0	0	0	0	0	99	100%
Dec 16	at LAR	W	1/1	14	10	0.0	0	0	0	0	76	100%
Dec 23	Hou	W	1/1	8	6	0.0	0	0	0	0	65	100%
Dec 30	at Was	W	1/1	4	4	0.0	0	1	0	0	45	100%
Totals			**16/16**	**136**	**103**	**1.0**	**1**	**11**	**3**	**1**	**1038**	**99%**

CAREER HIGHLIGHTS (Continued)

- Recovered a fumble forced by **Avonte Maddox** and returned the ball 11 yards in the win at Jax. (10/28/18). Also finished the game with team highs in TFL (2) and PDs (2)
- Totaled a season-high 10 tackles (7 solo) in the 34-13 win at NYG (10/11/18)
- Punched the ball out of Buccaneers WR **Mike Evans**' hands (fumble recovered by **Jordan Hicks**) in the fourth quarter at TB (9/6/18)

2017 - PHILADELPHIA EAGLES (16/16, 3/3)

- Earned his second career **Pro Bowl** nod after finishing the regular season with a team-high 119 tackles, which marked the 2nd-highest total of his career (120 in 2015)
- Led the Eagles with 3 PDs in **Super Bowl LII** at NE (2/4/18), which tied a single-game career high
- With the Raiders threatening to break a 10-10 tie late in the fourth quarter vs. Oak. (12/25/17), ripped the ball away from RB **Jalen Richard** and recovered the fumble
- Blocked his 2nd career FG in the fourth quarter at NYG (12/17/17) to preserve Philadelphia's lead in an eventual 34-29 win that secured a first-round playoff bye
- Snagged an INT for the 2nd consecutive game when he picked off Bears QB **Mitchell Trubisky** vs. Chi. (11/26/17)
- Registered his first INT of the season in Week 11 at Dal. (11/19/17) when he picked off Cowboys QB **Dak Prescott** in the end zone during the fourth quarter

2017 GAME-BY-GAME STATISTICS (PHI)												
Date	Opp		GP/S	Tot	Solo	Sk	Int	PD	FF	FR	Snaps	Pct
Sep 10	at Was	W	1/1	6	3	0.0	0	1	0	0	63	100%
Sep 17	at KC	L	1/1	6	4	0.0	0	1	0	0	53	100%
Sep 24	NYG	W	1/1	11	6	0.0	0	0	0	0	69	100%
Oct 1	at LAC	W	1/1	7	6	0.0	0	0	0	0	57	100%
Oct 8	Ari	W	1/1	9	5	0.0	0	2	0	0	60	100%
Oct 12	at Car	W	1/1	10	5	0.0	0	1	0	0	82	100%
Oct 23	Was	W	1/1	13	13	1.0	0	0	0	0	64	100%
Oct 29	SF	W	1/1	8	6	0.0	0	1	0	0	66	100%
Nov 5	Den	W	1/1	8	5	0.0	0	2	0	0	54	84%
Nov 19	at Dal	W	1/1	5	4	0.0	1	2	0	0	63	100%
Nov 26	Chi	W	1/1	4	3	0.0	1	1	0	0	44	80%
Dec 3	at Sea	L	1/1	6	6	0.0	0	0	0	0	62	100%
Dec 10	at LAR	W	1/1	4	3	0.0	0	0	0	0	48	100%
Dec 17	at NYG	W	1/1	10	6	0.0	0	1	0	0	88	100%
Dec 25	Oak	W	1/1	10	8	0.0	0	0	1	1	69	100%
Dec 31	Dal	L	1/1	2	0	0.0	0	0	0	0	6	9%
Totals			**16/16**	**119**	**83**	**1.0**	**2**	**12**	**1**	**1**	**948**	**92%**
PLAYOFFS												
Jan 13	Atl	W	1/1	8	6	0.0	0	0	0	0	63	100%
Jan 21	Min	W	1/1	7	6	0.0	0	0	0	0	67	100%
Feb 4	at NE	W	1/1	6	4	0.0	0	3	0	0	76	100%
Totals			**3/3**	**21**	**16**	**0.0**	**0**	**3**	**0**	**0**	**206**	**100%**

TOUCHDOWNS (7)		
Date	Opponent	TDs
12/6/15	at New England Patriots (W, 35-28)	99-yard INT
12/12/10	vs. St. Louis Rams (W, 31-13)	96-yard INT
10/16/16	at Washington Redskins (L, 20-27)	64-yard INT
11/18/12	at Oakland Raiders (W, 38-17)	55-yard INT
9/28/14	at San Francisco 49ers (L, 21-26)	53-yard INT
12/22/16	vs. New York Giants (W, 24-19)	34-yard INT
12/26/11	vs. Atlanta Falcons (W, 45-16)	30-yard FR

DT TIM JERNIGAN 93

6-2 | 295 5th Year

DOB: Sept. 24, 1992 (Age 25)

Lake City, Florida

Columbia High School

Florida State
D2-14 (48th overall) by Baltimore
Acquired: T-Bal-17

2017

Originally selected by the Ravens in the 2nd round (48th overall) of the 2014 NFL Draft, **Tim Jernigan** was acquired by the Eagles in a trade with Baltimore during the 2017 offseason. In his debut season with Philadelphia, Jernigan totaled 33 tackles (21 solo), 9 TFL, 2.5 sacks and 18 QB pressures and hits in 15 games (all starts).

TACKLES FOR LOSS

EAGLES PLAYERS IN 2017

Brandon Graham	16
Vinny Curry	13
Malcolm Jenkins	11
Tim Jernigan	9
Derek Barnett	9

Jernigan has posted 4.0+ sacks in three of his first four NFL seasons, including a career-high 5.0 sacks with Baltimore in 2016.

THREE STEP DROP

First job: **Bag boy at Winn-Dixie**

Hobbies: **Antique cars. Owns 1964 and 1972 Chevrolet Impalas**

Bucket list: **Learning how to ski**

If he could play another sport: **"Every big man dreams of being a point guard. I would've definitely been a point guard if I could've had it my way."**

Best players he's lined up against: **Mike and Maurkice Pouncey**

Favorite athletes: **Muhammad Ali, Mike Tyson, Terrell Owens**

Moment left star struck: **Meeting Michael Vick after playing the Steelers in 2015**

Favorite movie: ***Next Friday***

Favorite TV show: ***Power***

Favorite music: **Rick Ross**

CAREER HIGHLIGHTS

2017 - PHILADELPHIA EAGLES (15/15, 3/3)

- Sacked Cowboys QB **Dak Prescott** in the fourth quarter of the 37-9 win at Dal. (11/19/17)
- Combined with **Brandon Graham** to sack Chiefs QB **Alex Smith** at KC (9/17/17)
- Recorded his first sack as an Eagle against Redskins QB **Kirk Cousins** at Was. (9/10/17). Became the first Eagles DL to post a sack in his first game with the team since **Fletcher Cox** on 9/9/12 at Cleveland

2016 - BALTIMORE RAVENS (16/15)

- Produced 31 tackles (16 solo) and registered career highs with 5.0 sacks and 9 TFL

DT TIM JERNIGAN 93

CAREER STATISTICS																		
			TACKLES					PASS DEFENSE						FUMBLES			DEF SNAPS	
Year	Team	GP/S	Total	Solo	Asst	TFL	Sacks	Int	Yds	Lg	TD	PD	QPH	FF	FR	Yds	No	Pct
2014	Baltimore	12/3	23	11	12	3	4.0	0	0	--	0	0	10	0	0	0	304	28%
2015	Baltimore	15/6	37	18	19	4	4.0	0	0	--	0	0	14	0	0	0	531	50%
2016	Baltimore	16/15	31	16	15	9	5.0	1	0	0	0	3	11	0	1	0	630	60%
2017	Philadelphia	15/15	34	21	13	9	2.5	0	0	--	0	0	18	0	0	0	492	48%
2018	Philadelphia	3/3	4	3	1	1	0.0	0	0	--	0	0	1	0	0	0	46	4%
Totals		**61/42**	**129**	**69**	**60**	**26**	**15.5**	**1**	**0**	**0**	**0**	**3**	**54**	**0**	**1**	**0**	**---**	**---**
PLAYOFFS																		
2014	Baltimore	1/0	2	2	0	1	1.0	0	0	--	0	0	2	0	0	0	18	26%
2017	Philadelphia	3/3	7	2	5	0	0.0	0	0	--	0	0	2	0	0	0	95	46%
Totals		**4/3**	**9**	**4**	**5**	**1**	**1.0**	**0**	**0**	**--**	**0**	**0**	**4**	**0**	**0**	**0**	**---**	**---**

CAREER HIGHS		
Tackles	6	3x, last: 9/18/16 at Cle.
Sacks	2.0	12/14/14 vs. Jax.
INTs	1	11/6/16 vs. Pit.
PDs	2	9/25/16 at Jax.
FFs	--	---
FRs	1	10/23/16 at NYJ

CAREER HIGHLIGHTS (Continued)

- Intercepted a Steelers QB **Ben Roethlisberger** pass tipped by DT **Brandon Williams** for his first career INT in the 21-14 victory vs. Pit. (11/6/16)
- Recorded his first career fumble recovery and tallied 4 tackles, 2 hurries and 1.0 sack at NYJ (10/23/16)
- Posted 2 tackles, a career-high 2 PDs (one of which led to an INT) and 1.0 sack in the 19-17 win at Jax. (9/25/16)
- Tied his career-high with 6 tackles (4 solo) and notched 1.0 sack, 3 hurries and 2 TFL in a 25-20 win at Cle. (9/18/16)

2015 - BALTIMORE RAVENS (15/6)

- Established a career high with 37 tackles (18 solo) and added 4.0 sacks for a second consecutive season
- Led all Ravens defensive linemen with a career-high-tying 6 tackles at Cin. (1/3/16)
- Posted a career-high 6 tackles (3 solo) vs. KC (12/20/15)

2014- BALTIMORE RAVENS (12/3, 1/0)

- Contributed 23 tackles (11 solo) and 4.0 sacks as a rookie
- Saw action in his first career postseason game, posting 2 tackles and 1.0 sack in the Divisional playoff at NE (1/10/15)
- Started his first career game vs. Jax. (12/14/14), tallying 4 tackles (3 solo) and a career-high 2.0 sacks
- Collected 4 tackles and his first career sack in the 21-7 victory vs. Ten. (11/9/14)
- Saw action in his first career NFL game and recorded the first tackles (2) of his career vs. Cin. (9/7/14)

BIRDSEED

Jernigan prepped at Columbia High School (Lake City, FL), where he earned U.S. Army All-American and All-USA first-team defense recognition (*USA Today*), was named to the 2010 All-First Coast first-team (*Florida Times-Union*) and was rated a five-star defensive lineman (*Scout.com*). Jernigan recorded 77 tackles, 32 TFL, 14.0 sacks and 1 INT as a senior, while also scoring 4 goal-line TDs as a short-yardage running back.

DT TIM JERNIGAN 93

2018 GAME-BY-GAME STATISTICS (PHI)												
Date	**Opp**		**GP/S**	**Tot**	**Solo**	**Sk**	**Int**	**PD**	**FF**	**FR**	**Snaps**	**Pct**
ACTIVATED FROM RESERVE/NFI LIST (BACK) ON 11/20/18												
Nov 25	NYG	W	1/1	1	1	0.0	0	0	0	0	20	32%
Dec 3	Was	W	0/0	DID NOT PLAY								
Dec 9	at Dal	L	0/0	INACTIVE (BACK)								
Dec 16	at LAR	W	0/0	INACTIVE (BACK)								
Dec 23	Hou	W	1/1	2	2	0.0	0	0	0	0	17	26%
Dec 30	at Was	W	1/1	1	0	0.0	0	0	0	0	9	20%
Totals			**3/3**	**4**	**3**	**0.0**	**0**	**0**	**0**	**0**	**46**	**4%**

COLLEGE HIGHLIGHTS

- Played in 40 games (16 starts) at Florida State, totaling 139 tackles (73 solo), 25 TFL, 8.5 sacks, 1 PD and 1 FR
- Registered a career-high 63 tackles (35 solo), a team-high 11 TFL and 4.5 sacks, helping lead the NCAA's No. 3 overall defense (281.4 ypg) as a junior in 2013
- Helped the Seminoles win the BCS National Championship over Auburn in a dramatic 34-31 game
- Named a first-team (*The NFL Draft Report* and *ESPN.com*) and second-team (*Football Writers Association*, *Associated Press*, *USA Today*, *CBSSports.com* and *Sports Illustrated*) All-American and earned first-team All-Atlantic Coast Conference accolades (league coaches) in 2013

TRANSACTIONS

2014	Drafted by BAL in 2nd round (48th overall) *Signed 4-year contract*
4/4/17	Traded with 2017 3rd-round draft choice (99th overall) from BAL to PHI for 2017 3rd-round draft choice (74th overall)
11/9/17	Signed by PHI to 4-year contract extension through 2021
7/26/18	Placed on Active/Non-Football Injury List
9/1/18	Placed on Reserve/Non-Football Injury List
11/20/18	Activated from Reserve/Non-Football Injury List

2017 GAME-BY-GAME STATISTICS (PHI)												
Date	**Opp**		**GP/S**	**Tot**	**Solo**	**Sk**	**Int**	**PD**	**FF**	**FR**	**Snaps**	**Pct**
Sep 10	at Was	W	1/1	2	1	1.0	0	0	0	0	40	63%
Sep 17	at KC	L	1/1	5	2	0.5	0	0	0	0	32	60%
Sep 24	NYG	W	1/1	3	3	0.0	0	0	0	0	50	72%
Oct 1	at LAC	W	1/1	2	1	0.0	0	0	0	0	42	74%
Oct 8	Ari	W	1/1	4	2	0.0	0	0	0	0	46	77%
Oct 12	at Car	W	1/1	1	1	0.0	0	0	0	0	25	30%
Oct 23	Was	W	1/1	0	0	0.0	0	0	0	0	17	27%
Oct 29	SF	W	1/1	2	2	0.0	0	0	0	0	29	44%
Nov 5	Den	W	1/1	1	1	0.0	0	0	0	0	20	31%
Nov 19	at Dal	W	1/1	5	1	1.0	0	0	0	0	30	48%
Nov 26	Chi	W	1/1	3	2	0.0	0	0	0	0	26	47%
Dec 3	at Sea	L	1/1	2	2	0.0	0	0	0	0	31	50%
Dec 10	at LAR	W	1/1	1	1	0.0	0	0	0	0	30	62%
Dec 17	at NYG	W	1/1	1	1	0.0	0	0	0	0	41	47%
Dec 25	Oak	W	1/1	1	1	0.0	0	0	0	0	33	48%
Dec 31	Dal	L	0/0	INACTIVE								
Totals			**15/15**	**33**	**21**	**2.5**	**0**	**0**	**0**	**0**	**492**	**48%**
PLAYOFFS												
Jan 13	Atl	W	1/1	2	0	0.0	0	0	0	0	29	46%
Jan 21	Min	W	1/1	1	1	0.0	0	0	0	0	27	40%
Feb 4	at NE	W	1/1	4	1	0.0	0	0	0	0	39	51%
Totals			**3/3**	**7**	**2**	**0.0**	**0**	**0**	**0**	**0**	**95**	**46%**

2016 GAME-BY-GAME STATISTICS (BAL)												
Date	**Opp**		**GP/S**	**Tot**	**Solo**	**Sk**	**Int**	**PD**	**FF**	**FR**	**Snaps**	**Pct**
Sep 11	Buf	W	1/1	2	2	1.0	0	0	0	0	34	69%
Sep 18	at Cle	W	1/1	6	4	1.0	0	0	0	0	43	69%
Sep 25	at Jax	W	1/1	2	2	1.0	0	2	0	0	47	71%
Oct 2	Oak	L	1/1	2	0	0.0	0	0	0	0	43	72%
Oct 9	Was	L	1/1	4	2	0.0	0	0	0	0	41	62%
Oct 16	at NYG	L	1/1	2	0	0.0	0	0	0	0	48	72%
Oct 23	at NYJ	L	1/1	4	1	1.0	0	0	0	1	38	56%
Nov 6	Pit	W	1/1	2	0	0.0	1	1	0	0	46	67%
Nov 10	Cle	W	1/1	2	2	1.0	0	0	0	0	35	70%
Nov 20	at Dal	L	1/0	1	0	0.0	0	0	0	0	21	30%
Nov 27	Cin	W	1/1	1	0	0.0	0	0	0	0	49	65%
Dec 4	Mia	W	1/1	2	2	0.0	0	0	0	0	35	57%
Dec 12	at NE	L	1/1	0	0	0.0	0	0	0	0	34	49%
Dec 18	Phi	W	1/1	0	0	0.0	0	0	0	0	49	56%
Dec 25	at Pit	L	1/1	0	0	0.0	0	0	0	0	33	57%
Jan 1	at Cin	L	1/1	1	1	0.0	0	0	0	0	34	50%
Totals			**16/15**	**31**	**16**	**5.0**	**1**	**3**	**0**	**1**	**630**	**60%**

T LANE JOHNSON 65

6-6 | 317 6th Year

DOB: May 8, 1990 (Age 28)

Oklahoma
D1-13 (4th overall) by Philadelphia

Lane Johnson was originally selected by the Eagles with the No. 4-overall pick in the 2013 NFL Draft. One of the league's top offensive tackles, Johnson played a vital role on Philadelphia's **Super Bowl LII**-winning offensive line and finished the 2017 season with his first career Pro Bowl nod as well as first-team All-Pro honors from the *Associated Press*.

THREE STEP DROP

Hobbies: Hunting and fishing

Favorite movie: *Forrest Gump*

Favorite TV show: *Impractical Jokers*

First job: Grave digger in high school

Biggest pet peeve: Drivers that take a long time to make a turn

Favorite teams/athletes growing up: Houston Rockets, Green Bay Packers & Brett Favre

If he could play another sport, what position/team: Small forward, Houston Rockets

Three favorite throwback jerseys: Hakeem Olajuwon, Houston Rockets; Michael Vick, Atlanta Falcons; Bo Jackson, Los Angeles Raiders

CAREER HIGHLIGHTS

- Earned his first career **Pro Bowl** nod and first-team **All-Pro** honors from the *Associated Press* after playing an integral role on the Eagles' **Super Bowl LII**-winning offensive line. In 2017, helped the team rank 3rd in the NFL in offensive points (414, tied) and rushing offense (132.2) and 7th in total offense (365.8)
- Started all 16 games in 2015, opening 14 contests at RT and his first 2 career starts at LT at Dal. (11/8/15) and vs. Mia. (11/15/15)
- Opened 12 contests at RT in 2014, helping pave the way for the NFL's 3rd-leading rusher, **LeSean McCoy** (1,319 yards). Allowed just 1 sack
- In 2013, helped the Eagles set then-team records in points (442) and total yards (6,676). Was part of an offensive line that blocked for the NFL's leading rusher, **LeSean McCoy** (team-record 1,607 yards)
- Made his debut at Was. (9/9/13), becoming the first Eagles rookie to start at tackle on opening day since **John Welbourn** in 1999

COLLEGE HIGHLIGHTS

- As a senior in 2012, started 11 games at LT and garnered third-team All-America accolades from *CBSSports.com* and second-team All-Big 12 honors from the league's coaches. Anchored a Sooner offense that ranked 12th in the nation with 497.9 total yards per game and posted a team-best 123 knockdowns. Led the Big 12 with 19 TD-resulting blocks

LIFE IN THE FAST LANE

Johnson did not start playing football until the 7th grade when he was a quarterback for his middle school team in Coldspring, TX. He earned all-state honors as a QB in high school, but did not receive a scholarship offer.

He began his college career at Kilgore (TX) College, where, at 202 pounds, he quarterbacked the Rangers in 2008. After transfering to Oklahoma as a tight end in 2009, he redshirted for one year before playing tight end and defensive end in 2010.

He finally settled in as a right tackle in 2011 before moving to the left side in 2012.

MOTHER'S INFLUENCE

Johnson credits his mother, Ray Ann, for being where he is today. Ray Ann has a degree in criminal justice and works as a social worker with death-row inmates at a prison in Riverside, TX. Lane was proud to purchase his mother a new home in 2014.

"She was a single mother and she raised me by herself. She didn't have a lot, but she made sure I was happy."

FAMILY TIES

Johnson leans on the advice of his father-in-law, John Goodman, who played defensive line for the Pittsburgh Steelers from 1981-85.

"He's been a mentor to me. He's been in my shoes - been there, done that. He's taught me how to best work through adversity and the tough times."

SMALL TOWN ROOTS

Johnson's graduating class from Groveton High School consisted of just 35 students. In fact, Groveton's listed population in 2010 was just 1,057.

Johnson played quarterback and safety at Groveton, where he was an all-region and honorable mention all-state selection. Johnson also lettered in track and field, as he placed 4th in the shot put at the state's track championships. He was also a member of Groveton's baseball and basketball teams.

BIRDSEED

Johnson and his wife, Chelsea, reside in Edmond, OK. They have a son, Jace; a daughter, Journey Lane; and a dog, Mox. Johnson majored in human relations at Oklahoma.

@Lanejohnson65 @lanejohnson65

CAREER STATISTICS

			STARTS		OFF SNAPS	
Year	**Team**	**GP/S**	**LT**	**RT**	**No**	**Pct**
2013	Philadelphia	16/16	0	16	1102	100%
2014	Philadelphia	12/12	0	12	889	76%
2015	Philadelphia	16/16	2	14	1156	100%
2016	Philadelphia	6/6	0	6	407	36%
2017	Philadelphia	15/15	0	15	964	85%
2018	Philadelphia	15/15	0	15	962	88%
Totals		**80/80**	**2**	**78**	**---**	**---**
PLAYOFFS						
2013	Philadelphia	1/1	0	1	58	100%
2017	Philadelphia	3/3	0	3	207	100%
Totals		**4/4**	**0**	**4**	**---**	**---**

COLLEGE HIGHLIGHTS (Continued)

- Started 12 games at RT as a junior in 2011 as the Sooners ranked 10th in the nation in scoring (39.5 ppg), 5th in offense (512.3 ypg) and 5th in passing (349.4 ypg), while allowing the 7th-fewest sacks in the nation (11)
- Began his sophomore season in 2010 as a TE before converting to the defensive line
- Was a two-time Academic All-Big 12 first-team honoree
- Redshirted in 2009 after transferring from Kilgore (TX)
- Appeared in 9 games as a reserve QB at Kilgore, completing 32 of 61 passes for 510 yards, 3 TDs and 7 INTs, while adding 24 yards and 1 TD on 17 carries

TRANSACTIONS

2013	Drafted by PHI in 1st round (4th overall)
	Signed 4-year contract
7/23/14	Suspended by NFL for 4 games
9/29/14	Activated from reserve/suspended list
1/29/16	Signed 6-year contract through 2021
10/11/16	Suspended by NFL for 10 games
12/20/16	Activated from reserve/suspended list

P CAMERON JOHNSTON 1

5-11 | 194 1st Year

DOB: Feb. 24, 1992 (Age 26)

Ohio State
UDFA ('17) by Philadelphia
Acquired: FA-18

PUNTING AVERAGE
OHIO STATE CAREER HISTORY

45.0	Andy Groom (2001-02)
44.9	Cam Johnston (2013-16)
44.7	Tom Tupa (1984-87)

Cameron Johnston rejoined the Eagles in 2018 after originally spending training camp with the team as an undrafted rookie in 2017. The Australia native played collegiately at Ohio State, where he led the Big Ten and ranked 5th in the nation with a 46.7 punting average as a senior in 2016.

2018 NFL PUNTERS
GROSS PUNTING AVERAGE

Andy Lee (Ari.)	48.6
Michael Dickson (Sea.)	48.2
Cameron Johnston (Phi.)	48.1

NET PUNTING AVERAGE

Thomas Morstead (NO)	43.2
Johnny Hekker (LAR)	43.0
Rigoberto Sanchez (Ind.)	42.7
Cameron Johnston (Phi.)	42.7

CAREER HIGHLIGHTS
2018 - PHILADELPHIA EAGLES (16/0)

- In his first NFL season, set single-season franchise records in gross (48.15) and net averages (42.7)
- Finished the regular season 3rd in the NFL in gross punting avg. (48.1) and 4th in net punting avg. (42.7)
- Registered the 5th-best net punting average in Eagles history (48.0) in the team's win at NYG (10/11/18)
- Recorded the 2nd-highest single-game gross punting average in Eagles history (56.0) at TB (9/16/18) and landed three punts inside the 20
- Made his NFL debut vs. Atl. (9/6/18) and registered 6 punts for 313 yards (52.2 gross avg.; 47.0 net avg.)

COLLEGE HIGHLIGHTS

- Finished second all-time in Ohio State history with a 44.9 punting average, trailing only **Andy Groom** (45.0)
- Landed 109 punts inside the 20, shattering the previous Ohio State career record of 78
- In 2016, was named Big Ten Eddleman-Fields Punter of the Year, earned first-team All-Big Ten honors and was a second-team All-America selection.

BIRDSEED

In 2010, Johnston was drafted by the Melbourne Demons of the Australian Football League with the 52nd selection in the NAB Rookie Draft. Although he never played in a game for Melbourne, he made 6 appearances for the Casey Scorpions, a reserve squad for Melbourne which competes in the Victorian Football League.

Johnston trained at Prokick Australia in Melbourne, where he worked with founder Nathan Chapman to hone his craft in order to make the transition to American football.

@Cam_Johnston @camjjohnston

P CAMERON JOHNSTON 1

CAREER STATISTICS														
Year	Team	GP	No	Yds	Avg	Opp Ret	Yds	TB	Net Yds	Net Avg	In20	Lg	Blk	ST
2018	Philadelphia	16	61	2937	48.2	31	194	7	2603	42.7	24	68	0	1
Totals		**16**	**61**	**2937**	**48.2**	**31**	**194**	**7**	**2603**	**42.7**	**24**	**68**	**0**	**1**

CAREER HIGHS		
Punts	6	3x: last - 12/9/18 at Dal.
Yards	313	9/6/18 vs. Atl.
Long	68	9/30/18 at Ten.
Inside 20	3	2x: last - 12/9/18 at Dal.
Gross Avg.	56.0	9/16/18 at TB
Net Avg.	52.3	12/16/18 at LAR

COLLEGE HIGHLIGHTS (Cont.)

- Named second-team All-Big Ten and was a semifinalist for the Ray Guy Award after ranking 2nd in the Big Ten in punting average (43.9) in 2015
- Earned honorable mention All-Big Ten recognition and was a semifinalist for the Ray Guy Award after leading the Big Ten in punting average (45.1) in 2014

TRANSACTIONS

2017 Signed by PHI as UDFA
9/2/17 Waived by PHI
1/3/18 Signed by PHI to reserve/future contract

2018 GAME-BY-GAME STATISTICS (PHI)										
Date	Opp		No	Yds	Avg	Net	TB	In20	Lg	Blk
Sep 6	Atl	W	6	313	52.2	47.0	1	1	65	0
Sep 16	at TB	L	5	280	56.0	46.2	1	3	65	0
Sep 23	Ind	W	3	128	42.7	42.0	0	0	52	0
Sep 30	at Ten	L	6	308	51.3	40.0	3	2	68	0
Oct 7	Min	L	4	187	46.8	41.3	0	2	57	0
Oct 11	at NYG	W	5	240	48.0	48.0	0	2	53	0
Oct 21	Car	L	3	135	45.0	41.0	0	1	53	0
Oct 28	at Jax	W	3	155	51.7	41.3	0	0	60	0
Nov 11	Dal	L	2	88	44.0	44.0	0	2	49	0
Nov 18	at NO	L	4	159	39.8	36.5	0	2	46	0
Nov 25	NYG	W	4	201	50.3	39.0	1	2	59	0
Dec 3	Was	W	2	93	46.5	46.0	0	1	50	0
Dec 9	at Dal	L	6	276	46.0	43.5	0	3	53	0
Dec 16	at LAR	W	3	155	51.7	52.3	0	2	56	0
Dec 23	Hou	W	2	96	48.0	34.0	1	0	48	0
Dec 30	at Was	W	3	123	41.0	34.3	0	1	45	0
Totals			**61**	**2937**	**48.2**	**42.7**	**7**	**24**	**68**	**0**

CB SIDNEY JONES 22

6-0 | 181 2nd Year

DOB: May 21, 1996 (Age 22)

Washington
D2-17 (43rd overall)
by Philadelphia

Sidney Jones was selected by the Eagles in the 2nd round (43rd overall) of the 2017 NFL Draft and made his career debut in Week 17 vs. Dallas. Jones attended the University of Washington, where he was a two-time first-team All-Pac-12 selection (2015-16) and second-team All-America honoree in 2016. In 40 career games with the Huskies, Jones posted 145 tackles, 30 PDs, 9 INTs, 6 FFs and 3 FRs.

CAREER INTERCEPTIONS

WASHINGTON PLAYERS (SINCE 1996)

Marcus Peters (2012-14)	11
Sean Parker (2010-13)	11
Derrick Johnson (2000-04)	11
Sidney Jones (2014-16)	9
Evan Benjamin (2002-05)	8
Tony Parrish (1996-97)	8

THREE STEP DROP

Nickname: Sid the Kid

Bucket list: Skydiving

Surprisingly good at: Cooking

If he could play another sport, what position/team: Center, L.A. Lakers

Players he models his game after: Marcus Peters, Richard Sherman, Desmond Trufant

Favorite athletes growing up: Randy Moss, Kobe Bryant

Favorite movie: *Transformers*

Favorite music: Hip Hop, R&B

Favorite meal: Pasta

Three favorite throwback jerseys: Kobe Bryant, Los Angeles Lakers; Kevin Durant, Seattle Supersonics; Allen Iverson, Philadelphia 76ers

CAREER HIGHLIGHTS

2018 - PHILADELPHIA EAGLES (9/4)

- Made his first career start as a nickel cornerback in the 34-13 win at NYG (10/11/18)
- Recorded a career-high 8 tackles (7 solo) vs. Min. (10/7/18)

2017 - PHILADELPHIA EAGLES (1/0, 0/0)

- Activated from the Non-Football Injury List (Achilles) to the 53-man roster in Week 17 and recorded 3 tackles (2 solo) in his NFL debut vs. Dal. (12/31/17). Saw action in 29 defensive snaps at cornerback and 7 special teams snaps on the punt return unit

COLLEGE HIGHLIGHTS

- In 2016, was named second-team All-America (*Sports Illustrated*, Football Writers) while garnering first-team All-Pac-12 accolades

CB SIDNEY JONES 22

CAREER STATISTICS																		
			TACKLES					PASS DEFENSE						FUMBLES			DEF SNAPS	
Year	Team	GP/S	Total	Solo	Asst	TFL	Sacks	Int	Yds	Lg	TD	PD	QPH	FF	FR	Yds	No	Pct
2017	Philadelphia	1/0	3	2	1	0	0.0	0	0	--	0	0	0	0	0	0	29	3%
2018	Philadelphia	9/4	36	27	9	1	0.0	0	0	--	0	3	0	0	0	0	322	31%
Totals		**10/4**	**39**	**29**	**10**	**1**	**0.0**	**0**	**0**	**--**	**0**	**3**	**0**	**0**	**0**	**0**	**---**	**---**
PLAYOFFS																		
2017	Philadelphia	0/0	0	0	0	0	0.0	0	0	--	0	0	0	0	0	0	0	0%
Totals		**0/0**	**0**	**0**	**0**	**0**	**0.0**	**0**	**0**	**--**	**0**	**0**	**0**	**0**	**0**	**0**	**---**	**---**

CAREER HIGHS		
Tackles	8	10/7/18 at NYG
Sacks	--	---
INTs	--	---
PDs	1	3x, last: 12/9/18 at Dal.
FFs	--	---
FRs	--	---

COLLEGE HIGHLIGHTS (Continued)

- Started all 14 games of the 2016 season and finished with 9 PDs, 3 INTs and 2 FFs. Made 7 tackles in the win at Arizona (9/24/16), earning himself the team's defensive player of the week honors. Named the Pac-12 Player of the Week after intercepting two passes and adding two other PDs in a win at California (11/5/16). Totaled 3 tackles and 1 FF in the Pac-12 Championship Game victory vs. Colorado (12/2/16)
- Started all 13 games in 2015 and finished the year as the Pac-12 leader in PDs (14). Forced a fumble, picked it up and ran 70 yards for a TD vs. California (9/26/15). Returned a 35-yard INT for a TD against Utah (11/7/15). Notched a 69-yard INT-TD and 3 other PDs vs. Washington State (11/27/15)

TRANSACTIONS

2017 Drafted by PHI in 2nd round (43rd overall)
Signed 4-year contract
9/1/17 Placed on Reserve/Non-Football Injury List
12/30/17 Activated to 53-man roster

2018 GAME-BY-GAME STATISTICS (PHI)												
Date	Opp		GP/S	Tot	Solo	Sk	Int	PD	FF	FR	Snaps	Pct
Sep 6	Atl	W	1/0	4	2	0.0	0	0	0	0	45	64%
Sep 16	at TB	L	1/0	2	0	0.0	0	0	0	0	31	53%
Sep 23	Ind	W	1/0	5	4	0.0	0	1	0	0	46	78%
Sep 30	at Ten	L	1/0	3	3	0.0	0	1	0	0	48	68%
Oct 7	Min	L	1/0	8	7	0.0	0	0	0	0	40	65%
Oct 11	at NYG	W	1/1	1	0	0.0	0	0	0	0	8	12%
Oct 21	Car	L	0/0	INACTIVE (HAMSTRING)								
Oct 28	at Jax	W	0/0	INACTIVE (HAMSTRING)								
Nov 11	Dal	L	0/0	INACTIVE (HAMSTRING)								
Nov 18	at NO	L	1/1	3	2	0.0	0	0	0	0	22	31%
Nov 25	NYG	W	0/0	INACTIVE (HAMSTRING)								
Dec 3	Was	W	1/1	4	3	0.0	0	0	0	0	45	100%
Dec 9	at Dal	L	1/1	6	6	0.0	0	1	0	0	37	37%
Dec 16	at LAR	W	0/0	INACTIVE (HAMSTRING)								
Dec 23	Hou	W	0/0	INACTIVE (HAMSTRING)								
Dec 30	at Was	W	0/0	INACTIVE (HAMSTRING)								
Totals			**9/4**	**36**	**27**	**0.0**	**0**	**3**	**0**	**0**	**322**	**31%**

BIRDSEED @SidneyJonesIV @sidneyjonesiv

Jones prepped at West Covina (CA) High School, where he was named Hacienda League Defensive Player of the Year and earned first-team All-CIF Southern Section Southeast Division honors at defensive back as a senior in 2013. Jones, who played cornerback, free safety, running back and wide receiver while also returning kicks and punts for the Bulldogs, helped lead West Covina into the CIF Southern Section Southeast Division playoffs that year as well.

As a junior in 2012, Jones received first-team All-CIF SS Southeast Division and first-team All-Hacienda League honors at defensive back and helped lead the Bulldogs to the CIF-SS Southeast Division semifinals. As a sophomore in 2011, West Covina finished the season 13-1 and won the CIF-SS Southeast Division, beating La Serna, 84-21, in the championship game. That squad scored 240 points in four postseason contests.

C JASON KELCE 62

6-3 | 295 8th Year

DOB: Nov. 5, 1987 (Age 31)

Cleveland, Ohio

Cleveland Heights High School

AP 2017

2017

2017

2015

Cincinnati
D6a-11 (191st overall)
by Philadelphia

THREE STEP DROP

If he could play another sport: Center for the Philadelphia Flyers

First job: Worked a youth hockey camp when he was 14 years old

First football team: Played LB and FB for the Roxboro Rockets in 7th grade

Three items needed on deserted island: Duct tape, lighter, fishing pole

Three favorite throwback jerseys: Chuck Bednarik, Philadelphia Eagles
Jim Brown, Cleveland Browns
Wayne Gretzky, Edmonton Oilers

Pregame ritual: Listens to Christmas music and combs his beard

Favorite movies: *The Big Lebowski* and *The Last Gladiators*

Favorite teams/athletes as a kid: All Cleveland teams. Michael Jordan, Wayne Gretzky and Jerome Bettis

Originally selected by the Eagles in the 6th round (191st overall) of the 2011 NFL Draft out of the University of Cincinnati, Jason Kelce is a two-time Pro Bowler and was named first-team All-Pro by the *Associated Press* following the 2017 season. The veteran center has led the Eagles in offensive snaps in each of the last three seasons (2015-17).

CAREER HIGHLIGHTS

- Named first-team **All-Pro** by the *Associated Press* after playing an integral role on the Eagles' **Super Bowl LII**-winning offensive line. In 2017, helped the team rank 3rd in the NFL in offensive points (414, tied) and rushing offense (132.2) as well as 7th in total offense (365.8)
- In 2016, earned his second **Pro Bowl** nod in three seasons after seeing action in all 1,133 of the Eagles' offensive snaps
- Voted to the **Pro Bowl** for the first time in 2014, becoming the first Eagles center to gain such recognition since **Jim Ringo** was named to his 10th Pro Bowl following the 1967 campaign
- Was the recipient of the team's **Ed Block Courage Award** in 2013. The award honors those NFL players who exemplify commitment to the principles of sportsmanship and courage and is given by a vote of the team for efforts as well as individual performance. Also garnered *USA Today's* 2013 All-Joe team honors, which recognizes the NFL players whose work doesn't necessarily garner headlines, but is integral to their team's success
- In 2013, helped the Eagles set a team record with 6,676 total yards and a then-team record 442 points
- Was named to *Dallas Morning News* columnist Rick Gosselin's NFL All-Rookie team after starting all 16 games for an offense that set a team record in first downs (356) and a then-team record in total net yards (6,386)

CAREER STATISTICS					
			STARTS	OFF SNAPS	
Year	Team	GP/S	C	No	Pct
2011	Philadelphia	16/16	16	N/A	N/A
2012	Philadelphia	2/2	2	136	12%
2013	Philadelphia	16/16	16	1095	99%
2014	Philadelphia	12/12	12	828	70%
2015	Philadelphia	16/16	16	1156	100%
2016	Philadelphia	16/16	16	1133	100%
2017	Philadelphia	16/16	16	1079	95%
2018	Philadelphia	16/16	16	1037	95%
Totals		**110/110**	**110**	**---**	**---**
PLAYOFFS					
2013	Philadelphia	1/1	1	58	100%
2017	Philadelphia	3/3	3	207	100%
Totals		**4/4**	**4**	**---**	**---**

CAREER HIGHLIGHTS (Continued)

- Became the first Eagles rookie offensive lineman to start all 16 games since **Doug Brzezineski** did so in 1999 and the first rookie in team history to start every game at center

COLLEGE HIGHLIGHTS

- Started his final 38 games at Cincinnati during a 47-game career – 26 at left guard and 12 at center
- Started 12 games at center in 2010, and was an All-American honorable mention and All-Big East Conference first-team selection by *The NFL Draft Report*, adding second-team All-Big East honors from the league's coaches
- As a junior in 2009, earned All-Big East Conference second-team honors while starting all 13 games at left guard
- In 2008, earned Sophomore All-American third-team and All-Big East Conference second-team honors from *The NFL Draft Report* in his first season as a starter
- In 2007, the former walk-on linebacker added more than 40 pounds to his frame during the offseason, shifting to the offensive line, where he competed in nine games as a reserve at center and both offensive guard positions
- Joined the team as a walk-on in 2006, earning Scout Team Defensive Player of the Year honors while lining up as a 240-pound linebacker

TRANSACTIONS

2011	Drafted by PHI in 6th round (191st overall) *Signed 4-year contract*
9/8/12	Placed on Injured Reserve (knee)
2/27/14	Signed by PHI to a 7-year contract through 2020

HUNGRY DOGS RUN FASTER

Dressed in Mummers regalia at the podium atop the steps of the Philadelphia Museum of Art, Kelce closed the Eagles' Parade of Champions with an emotional, powerful and memorable speech that solidified his unique place in Philadelphia folklore. Inspired by the "underdog" theme associated with the Eagles' playoff run, Kelce delivered an ode to his teammates and the resilient spirit of the city of Philadelphia.

"It was a very real moment for myself and I think that the fans and really everybody watching it picked up on that as well, that it was really coming from the heart. It wasn't some sort of show, even though it might have looked like it with the Mummer outfit and all the spectacle around it. It was something that came from a burning place down inside that had been engrained through a lot of hard work, a lot of failures, a lot of success throughout my entire career, and the same thing with the city and this entire organization."

FOOTBALL IS FAMILY

Kelce comes from a football lineage, as his younger brother, Travis, was a teammate at Cincinnati (2008-10) as a tight end and was drafted by Kansas City in 2013. His uncle, Don Blalock, played defensive tackle for Purdue (1976-77) and his grandfather, Don Blalock, played football at Ohio University.

BIRDSEED

Kelce is the son of Donna and Ed Kelce. Donna works in banking, while Ed is a sales rep in the steel business. He cites his dad as the biggest influence on his career.

Kelce graduated from Cincinnati with a bachelor's degree in marketing.

CB CRE'VON LEBLANC 34

5-10 | 190 3rd Year

DOB: July 25, 1994 (Age 24)

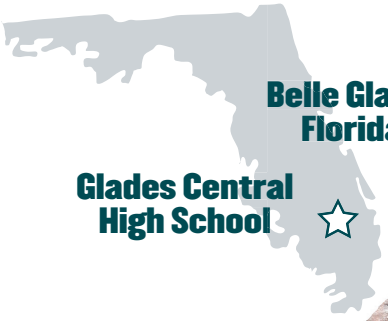

Florida Atlantic
UDFA ('16) by New England
Acquired: W-Det-18

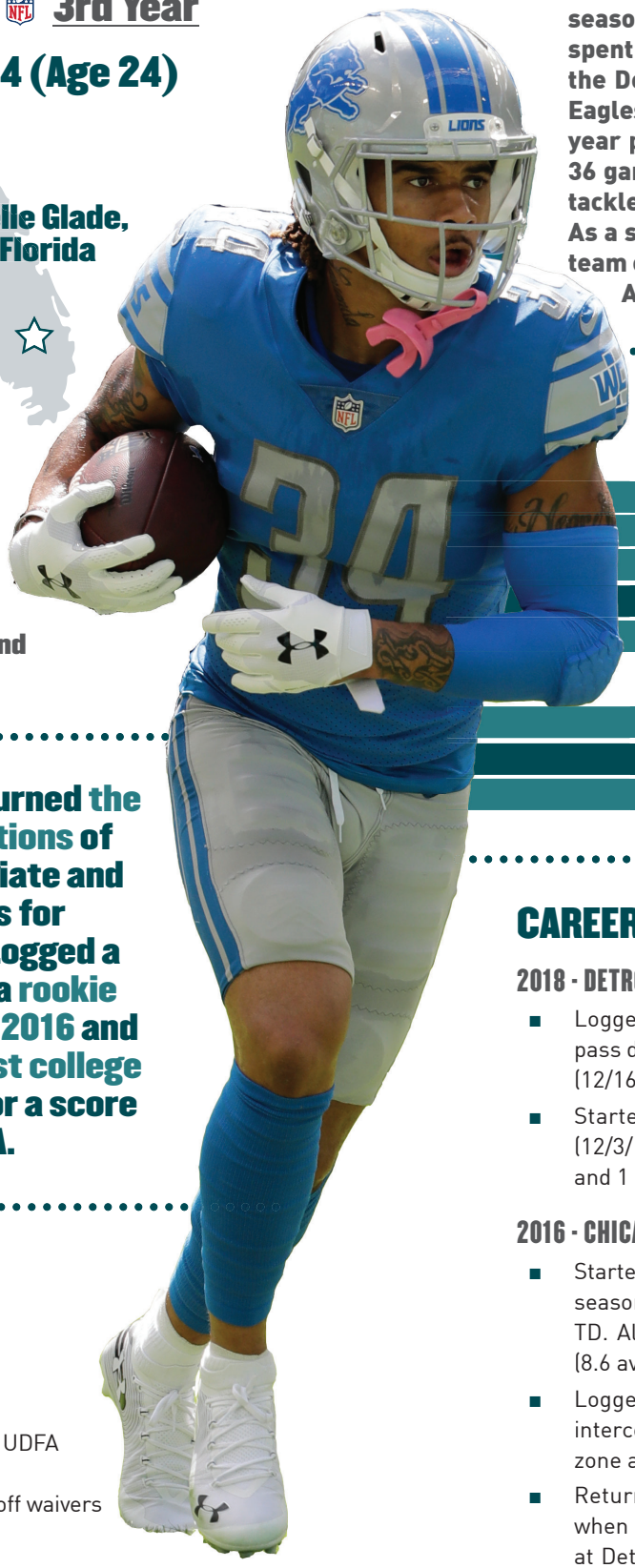

Cre'Von LeBlanc played his first two seasons in the NFL with the Chicago Bears, spent the first half of the 2018 season with the Detroit Lions and was claimed by the Eagles off waivers in Week 10. In his three-year pro career, LeBlanc has appeared in 36 games (12 starts) and has compiled 81 tackles, two INTs and 17 passes defensed. As a senior in 2015, LeBlanc was named a team captain and defensive MVP at Florida Atlantic University.

2016 INT LEADERS

2016 NFL ROOKIES

Briean Boddy-Calhoun (Cle.)	3
Artie Burns (Pit.)	3
Deion Jones (Atl.)	3
Cre'Von LeBlanc (Chi.)	2
4 Others Tied With	2

2016 UNDRAFTED ROOKIES

Briean Boddy-Calhoun (Cle.)	3
Cre'Von LeBlanc (Chi.)	2
3 Players Tied With	1

LeBlanc has returned the first interceptions of both his collegiate and pro careers for touchdowns. Logged a 24-yard TD as a rookie with Chicago in 2016 and returned his first college pick 76 yards for a score vs. UTSA.

CAREER HIGHLIGHTS

2018 - DETROIT LIONS & PHILADELPHIA EAGLES (11/4)

- Logged a career-high 8 tackles (7 solo) and a pass defensed in the team's Week 15 win at LAR (12/16/18)
- Started his first game as an Eagle vs. Was. (12/3/18) and notched 5 tackles, including a TFL, and 1 PD

2016 - CHICAGO BEARS (13/9)

- Started nine games as a rookie and finished the season with 46 tackles, two INTs, 10 PDs and a TD. Also logged five punt returns for 43 yards (8.6 avg.)
- Logged the second pick of his career when he intercepted Vikings QB **Sam Bradford** in the end zone at Min. (1/1/17)
- Returned his first NFL interception for a TD when he picked off Lions QB **Matthew Stafford** at Det. (12/11/16). The 24-yard INT return gave Chicago a 17-13 lead in the fourth quarter

TRANSACTIONS

2016	Signed by NE as UDFA
9/3/16	Waived by NE
9/4/16	Claimed by CHI off waivers from NE
9/1/18	Waived by CHI
9/3/18	Signed by DET to practice squad
10/6/18	Signed by DET from practice squad to 53-man roster
11/3/18	Waived by DET
11/5/18	Claimed by PHI off waivers from DET

CB CRE'VON LEBLANC 34

CAREER STATISTICS																		
			TACKLES					PASS DEFENSE						FUMBLES			DEF SNAPS	
Year	Team	GP/S	Total	Solo	Asst	TFL	Sacks	Int	Yds	Lg	TD	PD	QPH	FF	FR	Yds	No	Pct
2016	Chicago	13/9	46	36	10	0	0.0	2	24	24t	1	10	0	0	0	0	695	65%
2017	Chicago	15/1	15	12	3	0	1.0	0	0	--	0	3	0	1	0	0	212	20%
2018	Detroit	3/0	2	2	0	0	0.0	0	0	--	0	0	0	0	0	0	29	6%
	Philadelphia	8/4	32	26	6	1	0.0	0	0	--	0	5	0	0	0	0	351	34%
	Totals	*11/4*	*34*	*28*	*6*	*1*	*0.0*	*0*	*0*	--	*0*	*5*	*0*	*0*	*0*	*0*	---	---
Totals		**39/14**	**95**	**76**	**19**	**1**	**1.0**	**2**	**24**	**24t**	**1**	**18**	**0**	**1**	**0**	**0**	**---**	**---**

ADDITIONAL STATISTICS

Special Teams Tackles: 3 - *2018 (1); 2017 (2)* **Punt Returns:** *5-43 - 2016 (5-43)*

CAREER HIGHS		
Tackles	8	12/16/18 at LAR
Sacks	1.0	11/12/17 vs. GB
INTs	1	2x, last: 1/1/17 at Min.
PDs	3	2x, last: 12/11/16
FFs	1	11/26/17 at Phi.
FRs	--	---

2018 GAME-BY-GAME STATISTICS (DET & PHI)												
Date	**Opp**		**GP/S**	**Tot**	**Solo**	**Sk**	**Int**	**PD**	**FF**	**FR**	**Snaps**	**Pct**
SIGNED BY LIONS FROM PRACTICE SQUAD (10/6/18)												
Oct 7	GB	W	1/0	1	1	0.0	0	0	0	0	26	32%
Oct 21	at Mia	W	1/0	0	0	0.0	0	0	0	0	0	0%
Oct 28	Sea	L	1/0	1	1	0.0	0	0	0	0	3	5%
WAIVED BY LIONS (11/3/18); CLAIMED BY EAGLES (11/5/18)												
Nov 11	Dal	L	1/0	0	0	0.0	0	0	0	0	0	0%
Nov 18	at NO	L	1/0	4	2	0.0	0	1	0	0	44	63%
Nov 25	NYG	W	1/0	4	2	0.0	0	2	0	0	45	73%
Dec 3	Was	W	1/1	5	5	0.0	0	1	0	0	34	76%
Dec 9	at Dal	L	1/1	5	5	0.0	0	0	0	0	71	72%
Dec 16	at LAR	W	1/1	8	7	0.0	0	1	0	0	74	97%
Dec 23	Hou	W	1/0	3	2	0.0	0	0	0	0	41	63%
Dec 30	at Was	W	1/1	3	3	0.0	0	0	0	0	42	93%
Totals			**11/4**	**34**	**28**	**0.0**	**0**	**5**	**0**	**0**	**---**	**--**

COLLEGE HIGHLIGHTS

- Earned second-team All-Conference USA honors and was named the Owls' defensive MVP after notching four INTs during his senior season (2015)
- Logged the first two INTs of his career as a junior in 2014. Returned the first pick of his career 76 yards for a TD against University of Texas at San Antonio

DE CHRIS LONG 56

6-3 | 270 11th Year

DOB: March 28, 1985 (Age 33)

Charlottesville, Virginia

St. Anne's-Belfield School

Virginia
D1-08 (2nd overall)
by St. Louis
Acquired: FA-NE-17

2017 2016

Chris Long is one of four players in NFL history to win back-to-back **Super Bowls** with different teams, doing so with the Patriots in 2016 and the Eagles in 2017. In his first year with Philadelphia, Long led the team with a career-high 4 FFs. He also tied for the team lead with 13 QB pressures and hits during the playoffs.

FORCED FUMBLES

NFL PLAYERS IN 2017

6	Yannick Ngakoue (Jax.)
5	Lavonte David (TB)
5	Aaron Donald (LAR)
4	Chris Long (Phi.)
4	*Several players tied*

EAGLES PLAYERS IN 2017

4	Chris Long
2	Brandon Graham
1	*Several players tied*

MOST SACKS

EAGLES PLAYERS IN 2018

10.5	Fletcher Cox
9.0	Michael Bennett
6.5	Chris Long
4.0	Brandon Graham
3.0	Jordan Hicks

MOST STRIP-SACKS

NFL PLAYERS IN 2017

Yannick Ngakoue (Jax.)	6.0
Chris Long (Phi.)	4.0
Four players tied with	4.0

CAREER HIGHLIGHTS

- Is one of just four players in NFL history to win back-to-back **Super Bowls** with different teams (2016-17, NE & Phi.), joining **LeGarrette Blount** (2016-17, NE & Phi.), **Deion Sanders** (1993-94, SF & Dal.) and **Ken Norton Jr.** (1992-93, Dal. & SF) (*according to NFL research*)

2018 - PHILADELPHIA EAGLES (16/0)

- Finished the regular season ranked 3rd on the defense in sacks (6.5) and 4th in combined QB pressures and hits (37)
- Registered 2.0 sacks of Texans QB **Deshaun Watson**, including a key fourth-quarter strip-sack, in the team's Week 16 win vs. Hou. (12/23/18)
- Logged a key third-down, 10-yard sack of Giants QB **Eli Manning** in the 4th quarter vs. NYG (11/25/18). The sack forced a punt and lead to an Eagles TD drive that gave Philadelphia its first lead of the game
- Registered his first multi-sack game as an Eagle when he sacked QB **Blake Bortles** twice at Jax. (10/28/18)
- Recorded a strip-sack of Falcons QB **Matt Ryan** vs. Atl. (9/6/18)

CAREER STATISTICS

			TACKLES					PASS DEFENSE						FUMBLES			DEF SNAPS	
Year	**Team**	**GP/S**	**Total**	**Solo**	**Asst**	**TFL**	**Sacks**	**Int**	**Yds**	**Lg**	**TD**	**PD**	**QPH**	**FF**	**FR**	**Yds**	**No**	**Pct**
2008	St. Louis	16/16	61	40	21	10	4.0	0	0	--	0	0	12	0	1	2	N/A	N/A
2009	St. Louis	16/4	56	36	20	7	5.0	0	0	--	0	1	12	1	0	0	N/A	N/A
2010	St. Louis	16/16	35	22	13	8	8.5	0	0	--	0	2	20	3	1	0	N/A	N/A
2011	St. Louis	16/16	46	30	16	15	13.0	0	0	--	0	2	21	1	0	0	N/A	N/A
2012	St. Louis	16/16	56	35	21	15	11.5	0	0	--	0	1	19	0	0	0	877	82%
2013	St. Louis	16/16	59	35	24	13	8.5	0	0	--	0	3	12	2	2	45	839	79%
2014	St. Louis	6/6	21	11	10	3	1.0	0	0	--	0	0	1	0	1	0	232	22%
2015	St. Louis	12/5	29	18	11	2	3.0	0	0	--	0	0	5	1	0	0	484	42%
2016	New England	16/7	35	22	13	7	4.0	0	0	--	0	3	10	1	1	0	677	65%
2017	Philadelphia	16/1	32	23	9	3	5.0	0	0	--	0	0	38	4	0	0	495	48%
2018	Philadelphia	16/0	28	18	10	5	6.5	0	0	--	0	0	37	2	0	0	614	59%
Totals		**162/103**	**458**	**290**	**168**	**86**	**70.0**	**0**	**0**	**--**	**0**	**12**	**187**	**15**	**6**	**47**	**---**	**---**
PLAYOFFS																		
2016	New England	3/0	1	1	0	0	0.0	0	0	--	0	0	1	0	0	0	62	33%
2017	Philadelphia	3/0	5	4	0	0	0.0	0	0	--	0	0	13	0	1	0	92	45%
Totals		**6/0**	**6**	**5**	**0**	**0**	**0.0**	**0**	**0**	**--**	**0**	**0**	**14**	**0**	**1**	**0**	**---**	**---**

ADDITIONAL STATISTICS

Fumble Recovery TD: 11/10/13 vs. Indianapolis (45 yards)

CAREER HIGHS

Tackles	8	3x, last: 9/15/13 at Atl.
Sacks	3.0	3x, last: 10/28/13 vs. Sea.
PDs	1	12x, last: 1/1/17 at Mia.
FFs	1	15x, last: 12/23/18 vs. Hou.
FRs	1	7x, last: 1/21/18 vs. Min. (Conf.)

2018 GAME-BY-GAME STATISTICS (PHI)

Date	Opp		GP/S	Tot	Solo	Sk	Int	PD	FF	FR	Snaps	Pct
Sep 6	Atl	W	1/0	4	1	1.0	0	0	1	0	39	56%
Sep 16	at TB	L	1/0	2	2	0.0	0	0	0	0	25	43%
Sep 23	Ind	W	1/0	1	1	0.0	0	0	0	0	36	61%
Sep 30	at Ten	L	1/0	0	0	0.0	0	0	0	0	29	41%
Oct 7	Min	L	1/0	2	2	0.0	0	0	0	0	29	47%
Oct 11	at NYG	W	1/0	1	0	0.0	0	0	0	0	47	72%
Oct 21	Car	L	1/0	1	1	0.0	0	0	0	0	29	49%
Oct 28	at Jax	W	1/0	2	2	2.0	0	0	0	0	40	63%
Nov 11	Dal	L	1/0	4	2	0.5	0	0	0	0	46	67%
Nov 18	at NO	L	1/0	5	3	0.0	0	0	0	0	39	56%
Nov 25	NYG	W	1/0	1	1	1.0	0	0	0	0	40	65%
Dec 3	Was	W	1/0	2	1	0.0	0	0	0	0	33	73%
Dec 9	at Dal	L	1/0	0	0	0.0	0	0	0	0	58	59%
Dec 16	at LAR	W	1/0	1	0	0.0	0	0	0	0	51	67%
Dec 23	Hou	W	1/0	2	2	2.0	0	0	1	0	39	60%
Dec 30	at Was	W	1/0	0	0	0.0	0	0	0	0	34	76%
Totals			**16/0**	**28**	**18**	**6.5**	**0**	**0**	**2**	**0**	**614**	**59%**

CAREER HIGHLIGHTS (Continued)

2017 - PHILADELPHIA EAGLES (16/1, 3/0)

- Tied for the team lead with 13 QB pressures and hits during the **Super Bowl LII**-winning postseason run
- Registered 8 QB pressures and hits in the NFC Championship vs. Min. (1/21/18), one of which forced a **Case Keenum** INT that was returned 50 yards for a TD by **Patrick Robinson**. The pick-6 tied the score at 7-7 and sparked an Eagles run of 38 unanswered points. Also recovered a red zone fumble in the second quarter
- Registered a team-leading, career-high 4 FFs and tied for 2nd in the NFL with 4.0 strip-sacks in the regular season, trailing only **Yannick Ngakoue** (6.0). Also finished 2nd on the defense with 38 QB pressures
- Posted a strip-sack and a career-high 8 QB pressures and hits of Raiders QB **Derek Carr** vs. Oak. (12/25/17)
- Made a game-defining play in the fourth quarter at LAR (12/10/17) when he strip-sacked Rams QB **Jared Goff** deep in Rams' territory (recovered by **Rodney McLeod**). The turnover set up a game-winning FG by **Jake Elliott**

2017 GAME-BY-GAME STATISTICS (PHI)

Date	Opp		GP/S	Tot	Solo	Sk	Int	PD	FF	FR	Snaps	Pct
Sep 10	at Was	W	1/0	2	1	0.0	0	0	0	0	26	41%
Sep 17	at KC	L	1/0	1	1	1.0	0	0	0	0	20	38%
Sep 24	NYG	W	1/0	0	0	0.0	0	0	0	0	27	39%
Oct 1	at LAC	W	1/0	1	1	1.0	0	0	1	0	21	37%
Oct 8	Ari	W	1/0	1	1	0.0	0	0	0	0	29	48%
Oct 12	at Car	W	1/0	2	1	0.0	0	0	0	0	41	50%
Oct 23	Was	W	1/0	2	2	0.0	0	0	0	0	38	59%
Oct 29	SF	W	1/0	1	0	0.0	0	0	0	0	33	50%
Nov 5	Den	W	1/0	3	2	1.0	0	0	1	0	35	55%
Nov 19	at Dal	W	1/0	4	3	0.0	0	0	0	0	31	49%
Nov 26	Chi	W	1/0	1	1	0.0	0	0	0	0	27	49%
Dec 3	at Sea	L	1/0	2	1	0.0	0	0	0	0	26	42%
Dec 10	at LAR	W	1/0	2	2	1.0	0	0	1	0	18	43%
Dec 17	at NYG	W	1/0	0	0	0.0	0	0	0	0	39	44%
Dec 25	Oak	W	1/0	3	2	1.0	0	0	1	0	42	61%
Dec 31	Dal	L	1/1	6	5	0.0	0	0	0	0	42	62%
Totals			**16/1**	**32**	**23**	**5.0**	**0**	**0**	**4**	**0**	**495**	**48%**
PLAYOFFS												
Jan 13	Atl	W	1/0	1	1	0.0	0	0	0	0	20	32%
Jan 21	Min	W	1/0	2	2	0.0	0	0	0	1	31	46%
Feb 4	at NE	W	1/0	2	1	0.0	0	0	0	0	41	54%
Totals			**3/0**	**5**	**4**	**0.0**	**0**	**0**	**0**	**1**	**92**	**45%**

2016 GAME-BY-GAME STATISTICS (NE)

Date	Opp		GP/S	Tot	Solo	Sk	Int	PD	FF	FR	Snaps	Pct
Sep 11	at Ari	W	1/1	3	3	1.0	0	0	0	0	39	64%
Sep 18	Mia	W	1/1	2	2	0.0	0	1	0	1	45	70%
Sep 22	Hou	W	1/1	2	0	0.0	0	1	0	0	55	78%
Oct 2	Buf	L	1/1	4	2	0.0	0	0	0	0	60	77%
Oct 9	at Cle	W	1/0	1	0	0.0	0	0	0	0	47	75%
Oct 16	Cin	W	1/1	3	1	0.0	0	0	0	0	41	60%
Oct 23	at Pit	W	1/1	2	1	0.0	0	0	0	0	50	69%
Oct 30	at Buf	W	1/1	4	4	0.0	0	0	0	0	53	69%
Nov 13	Sea	L	1/0	0	0	0.0	0	0	0	0	37	53%
Nov 20	at SF	W	1/0	3	1	0.0	0	0	0	0	45	71%
Nov 27	at NYJ	W	1/0	1	1	1.0	0	0	1	0	30	53%
Dec 4	LAR	W	1/0	1	1	1.0	0	0	0	0	30	59%
Dec 12	Bal	W	1/0	4	2	0.0	0	0	0	0	46	66%
Dec 18	at Den	W	1/0	2	2	0.0	0	0	0	0	33	53%
Dec 24	NYJ	W	1/0	2	1	1.0	0	0	0	0	31	55%
Jan 1	at Mia	W	1/0	1	1	0.0	0	1	0	0	35	59%
Totals			**16/7**	**35**	**22**	**4.0**	**0**	**3**	**1**	**1**	**677**	**65%**
PLAYOFFS												
Jan 14	Hou	W	1/0	0	0	0.0	0	0	0	0	27	39%
Jan 22	Pit	W	1/0	1	1	0.0	0	0	0	0	20	29%
Feb 5	Atl	W	1/0	0	0	0.0	0	0	0	0	15	31%
Totals			**3/0**	**1**	**1**	**0.0**	**0**	**0**	**0**	**0**	**62**	**33%**

MULTI-SACK GAMES (10)

Date	Opponent	Sacks
10/28/13	vs. Seattle Seahawks (L, 9-14)	3.0
12/30/12	at Seattle Seahawks (L, 13-20)	3.0
10/30/11	vs. New Orleans Saints (W, 31-21)	3.0
12/23/18	vs. Houston Texans (W, 32-30)	2.0
10/28/18	at Jacksonville Jaguars (W, 24-18)	2.0
11/18/12	vs. New York Jets (L, 13-27)	2.0
9/23/12	at Chicago Bears (L, 6-23)	2.0
12/4/11	at San Francisco 49ers (L, 0-26)	2.0
10/17/10	vs. San Diego Chargers (W, 20-17)	2.0
10/26/08	at New England Patriots (L, 16-23)	2.0

CAREER HIGHLIGHTS (Continued)

- Sacked Broncos QB **Brock Osweiler** in the third quarter vs. Den. (11/5/17) and jarred the ball loose
- Strip-sacked Chargers QB **Philip Rivers** in Eagles territory (recovered by **Derek Barnett**) on the game's opening possession at LAC (10/1/17)
- Recorded his first sack as an Eagle at KC (9/17/17) when he dropped Chiefs QB **Alex Smith** for a 5-yard loss on third down in the third quarter

2016 - NEW ENGLAND PATRIOTS (16/7, 3/0)

- Helped the Patriots win **Super Bowl LI** after making his first-career postseason appearance. Played 677 snaps (65%) in 16 regular-season games (7 starts) and recorded 4.0 sacks, 3 PDs, 1 FF and 1 FR

2015 - ST. LOUIS RAMS (12/5)

- Produced 29 tackles (18 solo), including 2 TFL, 3.0 sacks and 1 FF in 12 games (5 starts)

2014 - ST. LOUIS RAMS (6/6)

- Totaled 21 tackles (11 solo), including 3 TFL, 1.0 sack and 1 FR in 6 games (all starts). Spent 10 weeks on the Injured Reserve - Designated to Return List with an ankle injury

2015 GAME-BY-GAME STATISTICS (STL)												
Date	Opp		GP/S	Tot	Solo	Sk	Int	PD	FF	FR	Snaps	Pct
Sep 13	Sea	W	1/1	5	3	0.0	0	0	0	0	53	65%
Sep 20	at Was	L	1/1	5	3	1.0	0	0	0	0	50	69%
Sep 27	Pit	L	1/1	0	0	0.0	0	0	0	0	45	71%
Oct 4	at Ari	W	1/1	2	1	1.0	0	0	0	0	51	69%
Oct 11	at GB	L	1/1	1	0	0.0	0	0	0	0	15	24%
Oct 25	Cle	W	0/0	INACTIVE (KNEE)								
Nov 1	SF	W	0/0	INACTIVE (KNEE)								
Nov 8	at Min	L	0/0	INACTIVE (KNEE)								
Nov 15	Chi	L	0/0	INACTIVE (KNEE)								
Nov 22	at Bal	L	1/0	1	0	0.0	0	0	0	0	35	46%
Nov 29	at Cin	L	1/0	5	3	0.0	0	0	0	0	33	56%
Dec 6	Ari	L	1/0	3	2	0.0	0	0	0	0	48	57%
Dec 13	Det	W	1/0	1	1	0.0	0	0	0	0	40	56%
Dec 17	TB	W	1/0	1	1	0.0	0	0	0	0	39	48%
Dec 27	at Sea	W	1/0	2	2	0.0	0	0	1	0	41	56%
Jan 3	at SF	L	1/0	3	2	1.0	0	0	0	0	34	42%
Totals			**12/5**	**29**	**18**	**3.0**	**0**	**0**	**1**	**0**	**484**	**42%**

2014 GAME-BY-GAME STATISTICS (STL)												
Date	Opp		GP/S	Tot	Solo	Sk	Int	PD	FF	FR	Snaps	Pct
Sep 7	Min	L	1/1	4	0	0.0	0	0	0	0	28	48%
Sep 14	at TB	W	0/0	IR - DESIGNATED TO RETURN (ANKLE)								
Sep 21	Dal	L	0/0	IR - DESIGNATED TO RETURN (ANKLE)								
Oct 5	at Phi	L	0/0	IR - DESIGNATED TO RETURN (ANKLE)								
Oct 13	SF	L	0/0	IR - DESIGNATED TO RETURN (ANKLE)								
Oct 19	Sea	W	0/0	IR - DESIGNATED TO RETURN (ANKLE)								
Oct 26	at KC	L	0/0	IR - DESIGNATED TO RETURN (ANKLE)								
Nov 2	at SF	W	0/0	IR - DESIGNATED TO RETURN (ANKLE)								
Nov 9	at Ari	L	0/0	IR - DESIGNATED TO RETURN (ANKLE)								
Nov 16	Den	W	0/0	IR - DESIGNATED TO RETURN (ANKLE)								
Nov 23	at SD	L	0/0	IR - DESIGNATED TO RETURN (ANKLE)								
Nov 30	Oak	W	1/1	7	6	1.0	0	0	0	1	38	49%
Dec 7	at Was	W	1/1	3	2	0.0	0	0	0	0	30	54%
Dec 11	Ari	L	1/1	4	2	0.0	0	0	0	0	48	71%
Dec 21	NYG	L	1/1	1	1	0.0	0	0	0	0	45	63%
Dec 28	at Sea	L	1/1	2	0	0.0	0	0	0	0	43	69%
Totals			**6/6**	**21**	**11**	**1.0**	**0**	**0**	**0**	**1**	**232**	**22%**

CHRIS LONG FOUNDATION

In 2015, the **Chris Long Foundation** was launched to raise money for **Waterboys**, an initiative dedicated to building wells for communities in East Africa.

Long was named the NFLPA Community MVP for Week 2 of the 2017 season for "his ongoing efforts to enhance the lives of others through programs focused on youth, clean water, military appreciation and homelessness."

Early in the 2017 season, The Chris Long Foundation, in partnership with Boys & Girls Clubs of Central Virginia and St. Anne's-Belfield School, announced that Long donated his first six game checks of the season to fund two seven-year scholarships in his hometown of Charlottesville, VA.

Later in the year, Long announced that he would donate the remainder of his game checks (10) to organizations supporting educational equity and opportunity in St. Louis, Boston and Philadelphia. Through the **Pledge 10 for Tomorrow** campaign, fans and businesses were encouraged to make their own pledge to one of the three cities. The effort raised over $1.3 million, in addition to the $50,000 that Long donated to College Bound and The Little Bit Foundation, which are located in the St. Louis area (regional winner).

For more information on the Chris Long Foundation visit: **chrislongfoundation.org**. For more information on Waterboys visit: **waterboys.org**.

CAREER HIGHLIGHTS (Continued)

2013 - ST. LOUIS RAMS (16/16)

- Recovered a fumble of Colts QB **Andrew Luck** forced by **Robert Quinn** and returned it 45 yards for his first career TD at Ind. (11/10/13). Also tallied 4 tackles and 1.0 sack
- Posted a career-high-tying 3.0 sacks (third such game of his career) of Seahawks QB **Russell Wilson** vs. Sea. (10/28/13) while adding 5 tackles, including 4 TFL

2012 - ST. LOUIS RAMS (16/16)

- Led the Rams in sacks for the second straight season with 11.5 QB takedowns. Tied for the 9th-most sacks in the NFL, trailing only **J.J. Watt** (20.5), **Aldon Smith** (19.5), **Von Miller** (18.5), **Cameron Wake** (15.0), **Clay Matthews** (13.0), **Geno Atkins** (12.5), **Charles Johnson** (12.5) and **Jared Allen** (12.0). Added 56 tackles (35 solo), 15.0 TFL and 1 PD
- Notched his second-career 3.0-sack game when he took down Seahawks QB **Russell Wilson** a career-high-tying three times vs. Sea. (12/30/12)
- Registered 3.0 TFL and 2.0 sacks of Jets QB **Mark Sanchez** vs. NYJ (11/18/12)
- Totaled 2.0 sacks of Bears QB **Jay Cutler** at Chi. (9/23/12)

2011 - ST. LOUIS RAMS (16/16)

- Started all 16 games and posted a career-high 13.0 sacks, ranking 7th in the NFL behind **Jared Allen** (22.0), **DeMarcus Ware** (19.5), **Jason Babin** (18.0), **Jason Pierre-Paul** (16.5), **Aldon Smith** (14.0) and **Terrell Suggs** (14.0)
- Collected a pair of sacks against 49ers QB **Alex Smith** at SF (12/4/11). Finished with 5 tackles (4 solo)

LS RICK LOVATO 45

6-2 | 249 2nd Year

DOB: Sept. 9, 1992 (Age 26)

Middletown, New Jersey

Middletown South High School

Old Dominion
UDFA ('15) by Chicago
Acquired: FA-16

2017

Rick Lovato was signed by the Eagles in Week 15 of 2016 and took over as the team's long snapper in 2017, when kicker **Jake Elliott** enjoyed a record-breaking rookie campaign. The New Jersey native played collegiately at Old Dominion, where he snapped in 50 career games and was an FCS All-America selection.

CAREER HIGHLIGHTS

- Snapped for the **Super Bowl LII**-winning Eagles in his first full season in 2017
- Helped rookie **Jake Elliott** set franchise records in 50+ yard FGs (5) and longest FG (61 yards in Week 3 vs. NYG)

COLLEGE HIGHLIGHTS

- Served as Old Dominion's long snapper in all 50 games during his four-year career
- Earned FCS All-America honors as a sophomore in 2012

TRANSACTIONS

2015	Signed by CHI as UDFA
8/31/15	Waived by CHI
12/22/15	Signed by GB
9/3/16	Waived by GB
11/19/16	Signed by WAS
11/29/16	Waived by WAS
12/12/16	Signed by PHI

BIRDSEED

Lovato began long-snapping as a freshman at Middletown South (NJ) High School, where he also played center and defensive line. Following his senior year, Lovato was named third-team all-Monmouth County and was an all-conference selection.

THREE STEP DROP

First job: **Worked at his dad's sub shop**

Hobbies: **Playing guitar and skateboarding**

Surprisingly good at: **"Flexibility. I'm probably the most flexible person on the team."**

Favorite athlete growing up: **Derek Jeter**

Moment left star struck: **"When I first met Aaron Rodgers when I was with Green Bay."**

Favorite movie: ***Fast and Furious***

Favorite TV show: ***The Office***

CAREER SERVICE			
			ST
Year	**Team**	**GP**	**T**
2015	Green Bay	2	0
2016	Washington	2	0
	Philadelphia	3	0
	Totals	*5*	*0*
2017	Philadelphia	16	4
2018	Philadelphia	16	3
Totals		**39**	**7**
PLAYOFFS			
2015	Green Bay	2	0
2017	Philadelphia	3	0
Totals		**5**	**0**

CB AVONTE MADDOX 29

5-9 | 184 Rookie

DOB: March 31, 1996 (Age 22)

Pittsburgh
D4a-18 (125th overall)
by Philadelphia

Originally selected by the Eagles in the 4th round (125th overall) of the 2018 NFL Draft, **Avonte Maddox** (pronounced uh-VON-tay) was one of the top defensive backs in the ACC during his time at the University of Pittsburgh. In 46 career games, Maddox produced 183 tackles (136 solo), 42 PDs, 8 INTs (including 2 TDs), 7.0 sacks, 3 FFs and 1 FR.

MOST INTERCEPTIONS

ACC PLAYERS (2015-17)

T. Washington (UL)	10
Greg Stroman (VT)	9
C. Tankersley (Clem)	9
Chucky Williams (UL)	9
Avonte Maddox (Pitt)	8
Lukas Denis (BC)	8
T. McFadden (FSU)	8

PITTSBURGH PANTHERS (2015-17)

Avonte Maddox	8
Dane Jackson	3
Terrish Webb	3
Jordan Whitehead	3
Saleem Brightwell	2
Matt Galambos	2
Ryan Lewis	2

MOST SACKS

ACC DEFENSIVE BACKS IN 2017

4.0	Avonte Maddox (Pitt)
3.0	C.J. Avery (Louisville)
3.0	Shawn Boone (NC State)
2.0	Amari Carter (Miami)
2.0	Terrell Edmunds (Va. Tech)
2.0	Mook Reynolds (Va. Tech)
2.0	M.J. Stewart (UNC)

THREE STEP DROP

Hobbies: Bowling and playing video games

Surprisingly good at: Playing the piano

Favorite movie: *All About the Benjamins*

Favorite TV show: *The Flash*

Favorite music: R&B and hip-hop

Favorite meal: Crab legs and shrimp

If he could play another sport, what position/team: Shortstop, Detroit Tigers

CAREER HIGHLIGHTS

2018 - PHILADELPHIA EAGLES (13/9)

- Registered a split sack of Texans QB **Deshaun Watson** vs. Hou. (12/23/18)
- Intercepted Rams QB **Jared Goff** in the 2nd quarter of a 30-23 road win at LAR (12/16/18)
- Forced a fumble of Jaguars WR **Keelan Cole** in the 2nd quarter at Jax. (10/28/18) which was recovered by **Malcolm Jenkins**. Became the 1st Eagles rookie DB to force a fumble since **Brandon Boykin** on 12/23/12 (vs. Was.)
- Made his 1st-career start and played every defensive snap vs. Min. (10/7/18)
- Picked off **Marcus Mariota** for his 1st-career INT at Ten. (9/30/18). The takeaway set up a 27-yard FG to give the Eagles a 10-3 halftime lead

CB AVONTE MADDOX 29

CAREER STATISTICS																		
			TACKLES					PASS DEFENSE						FUMBLES			DEF SNAPS	
Year	Team	GP/S	Total	Solo	Asst	TFL	Sacks	Int	Yds	Lg	TD	PD	QPH	FF	FR	Yds	No	Pct
2018	Philadelphia	13/9	50	43	7	2	0.5	2	23	23	0	7	1	1	0	0	540	52%
Totals		**13/9**	**50**	**43**	**7**	**2**	**0.5**	**2**	**23**	**23**	**0**	**7**	**1**	**1**	**0**	**0**	**---**	**---**

ADDITIONAL STATISTICS

Special Teams Tackles: 5 - *2018 (5)*

CAREER HIGHS		
Tackles	7	2x, last: 11/11/18 vs. Dal.
Sacks	0.5	12/23/18 vs. Hou.
INTs	1	2x, last: 12/16/18 at LAR
PDs	2	2x, last: 12/23/18 vs. Hou.
FFs	1	10/28/18 at Jax.
FRs	--	---

COLLEGE HIGHLIGHTS

- One of the top defensive backs in the Atlantic Coast Conference (ACC) during his time at Pitt. In 46 career games, produced 183 tackles (136 solo), 42 PDs, 8 INTs (including 2 TDs), 7.0 sacks, 3 FFs and 1 FR
- From 2015-17, his 8 career INTs led the Panthers and tied for 5th in the ACC
- As a senior in 2017, posted a team-high 11 PDs and 2 INTs. Also ranked 2nd in the ACC with a team-leading 3 FFs and led all ACC defensive backs with a career-high 4.0 sacks
- Following his senior season, earned All-ACC honors from the league's coaches and *Associated Press*. Also named the Eastern College Athletic Conference (ECAC) Defensive Player of the Year
- Led the Panthers with 3 INTs and 11 PDs (tied) for the second straight season as a junior in 2016. Closed out the Panthers' win over Marshall with a 33-yard INT-TD (10/1/16)
- Received All-ACC recognition after leading Pitt with 3 INTs and 15 PDs as a sophomore in 2015. Blocked an extra-point attempt in the Military Bowl (12/28/15). Had a career-high 4 PDs and 30-yard INT-TD vs. Louisville (11/21/15). Returned a kickoff 89 yards for a TD vs. Youngstown State (9/5/15

2018 GAME-BY-GAME STATISTICS (PHI)												
Date	Opp		GP/S	Tot	Solo	Sk	Int	PD	FF	FR	Snaps	Pct
Sep 6	Atl	W	1/0	0	0	0.0	0	0	0	0	0	0%
Sep 16	at TB	L	1/0	0	0	0.0	0	0	0	0	0	0%
Sep 23	Ind	W	1/0	0	0	0.0	0	0	0	0	0	0%
Sep 30	at Ten	L	1/0	3	2	0.0	1	1	0	0	20	28%
Oct 7	Min	L	1/1	7	6	0.0	0	0	0	0	62	100%
Oct 11	at NYG	W	1/1	6	6	0.0	0	0	0	0	65	100%
Oct 21	Car	L	1/1	5	5	0.0	0	0	0	0	58	98%
Oct 28	at Jax	W	1/1	6	4	0.0	0	0	1	0	64	100%
Nov 11	Dal	L	1/1	7	4	0.0	0	0	0	0	68	99%
Nov 18	at NO	L	1/1	2	2	0.0	0	1	0	0	17	24%
Nov 25	NYG	W	0/0	INACTIVE (ANKLE, KNEE)								
Dec 3	Was	W	0/0	INACTIVE (ANKLE, KNEE)								
Dec 9	at Dal	L	0/0	INACTIVE (ANKLE, KNEE)								
Dec 16	at LAR	W	1/1	6	6	0.0	1	2	0	0	76	100%
Dec 23	Hou	W	1/1	5	5	0.5	0	2	0	0	65	100%
Dec 30	at Was	W	1/1	3	3	0.0	0	1	0	0	45	100%
Totals			**13/9**	**50**	**43**	**0.5**	**2**	**7**	**1**	**0**	**540**	**52%**

TRANSACTIONS

2018 Drafted by PHI in 4th round (125th overall)
Signed 4-year contract

BIRDSEED

One of the top athletes in the state of Michigan, Maddox played only two years of football at Martin Luther King (Detroit) High School as a slot receiver, running back, defensive back and kick returner. He also played baseball and basketball. Maddox is the son of Michael and Melanie Jackson and has two brothers and one sister. Maddox majored in communication at Pitt.

@2live_AM @2live_am

S CHRIS MARAGOS 42

5-10 | 200 9th Year

DOB: Jan. 6, 1987 (Age 31)

Wisconsin
UDFA ('10) by
San Francisco
Acquired: FA-Sea-14

THREE STEP DROP

Biggest pet peeve:
Sitting in traffic

If he could play another sport, what position/team: Second baseman, Milwaukee Brewers

Favorite quote:
From his father - "Whatever your mind can conceive and believe, it can achieve."

Favorite TV show: *Shark Tank*

Favorite family tradition:
Going to every Wisconsin home football game as a kid

Three favorite throwback jerseys:
Michael Jordan, Chicago Bulls; Julius Erving, Philadelphia 76ers; Magic Johnson, Los Angeles Lakers

One of the top special teams players in the NFL, **Chris Maragos** joined the Eagles during the 2014 offseason and leads the team with 49 special teams tackles in that span. A two-time **Super Bowl** champion with Seattle in 2013 (XLVIII) and Philadelphia in 2017 (LII), Maragos has appeared in 99 career regular-season games after signing with the 49ers as an undrafted free agent in 2010.

SPECIAL TEAMS TACKLES

EAGLES PLAYERS SINCE 2014

Chris Maragos	49
Trey Burton	42
Najee Goode	34

BIRDSEED

Maragos took a long and arduous road to even reach the NFL. He made it despite not receiving any offers to play football coming out of high school or any sort of ranking on Rivals. He walked on at both Western Michigan and Wisconsin as a receiver and earned a scholarship offer for only his final season with the Badgers. Maragos joined the 49ers as a rookie free agent in 2010 with a signing bonus of $4,000 but became a special teams standout during a 3-year tenure with the Seahawks.

CAREER HIGHLIGHTS

- Has recorded 84 special teams tackles in 99 career regular-season games, including an Eagles-high 49 tackles from 2014-17
- Was a force on the NFL's top-ranked special teams units in 2014, leading the Eagles with 14 special teams tackles, while forcing a fumble, blocking a punt and scoring his first career TD after a blocked punt. Voted a **Pro Bowl** second alternate

CAREER STATISTICS																		
			TACKLES					PASS DEFENSE						FUMBLES			DEF SNAPS	
Year	Team	GP/S	Total	Solo	Asst	TFL	Sacks	Int	Yds	Lg	TD	PD	QPH	FF	FR	Yds	No	Pct
2010	San Francisco	3/0	0	0	0	0	0.0	0	0	--	0	0	0	0	0	0	N/A	N/A
2011	Seattle	11/0	1	1	0	0	0.0	0	0	--	0	0	0	0	0	0	N/A	N/A
2012	Seattle	16/0	3	2	1	0	0.0	0	0	--	0	0	1	0	0	0	32	3%
2013	Seattle	16/0	3	3	0	1	0.0	0	0	--	0	0	0	0	0	0	51	5%
2014	Philadelphia	16/0	0	0	0	0	0.0	0	0	--	0	0	0	0	0	0	15	1%
2015	Philadelphia	15/2	18	10	8	0	0.0	0	0	--	0	1	0	0	0	0	305	25%
2016	Philadelphia	16/0	0	0	0	0	0.0	0	0	--	0	0	0	0	0	0	1	0%
2017	Philadelphia	6/1	9	6	3	1	0.0	0	0	--	0	0	0	0	0	0	69	7%
Totals		**99/3**	**34**	**22**	**12**	**2**	**0.0**	**0**	**0**	**--**	**0**	**1**	**1**	**0**	**0**	**0**	**---**	**---**
PLAYOFFS																		
2012	Seattle	2/0	0	0	0	0	0.0	0	0	--	0	0	0	0	0	0	0	0%
2013	Seattle	3/0	0	0	0	0	0.0	0	0	--	0	0	0	0	0	0	1	1%
2017	Philadelphia	0/0	PLACED ON INJURED RESERVE (KNEE) ON 10/19/17															
Totals		**5/0**	**0**	**0**	**0**	**0**	**0.0**	**0**	**0**	**--**	**0**	**0**	**0**	**0**	**0**	**0**	**---**	**---**

ADDITIONAL STATISTICS

Special Teams Tackles: 84 - *2017 (6); 2016 (13); 2015 (16); 2014 (14); 2013 (10); 2012 (9); 2011 (11); 2010 (5)*

Postseason Special Teams Tackles: 3 - *2013 (2); 2012 (1)* **Special Teams FF:** 12/28/14 at N.Y. Giants **Special Teams FR:** 9/8/13 at Carolina

Blocked Punt Return TD: 10/5/14 vs. St. Louis (10 yards)

CAREER HIGHS		
Tackles	9	9/24/17 vs. NYG
Sacks	--	---
INTs	--	---
PDs	1	11/15/15 vs. Mia.

CAREER HIGHLIGHTS (Continued)

2017 - PHILADELPHIA EAGLES (6/1, 0/0)

- Made his third career start at safety in a win vs. NYG (9/24/17) where he played every snap on defense and recorded a career-high 9 tackles

2016 - PHILADELPHIA EAGLES (16/0)

- Registered a team-high 13 special teams tackles, marking the second time he led the Eagles in that category since joining the team in 2014

2015 - PHILADELPHIA EAGLES (15/2)

- Blocked a punt by **Ryan Allen** at NE (12/6/15) that was returned for a TD by **Najee Goode**

TopTier Wealth Management

In March 2018, Maragos joined teammate Jordan Hicks and former teammate Trey Burton to launch **TopTier Wealth Management**, a wealth management firm that aides professional athletes with their financial planning. TopTier provides players and outside investors with financial and investment plans and will oversee retirement plans and second-career help. Maragos, Hicks and Burton are owners in the firm and will serve as player liaisons, helping mentor young players who need comprehensive advice.

WR JORDAN MATTHEWS 80

6-3 | 215 5th Year

DOB: July 16, 1992 (Age 26)

Madison, Alabama

Madison Academy

Vanderbilt
D2-14 (42nd overall)
by Philadelphia
Acquired: FA-18

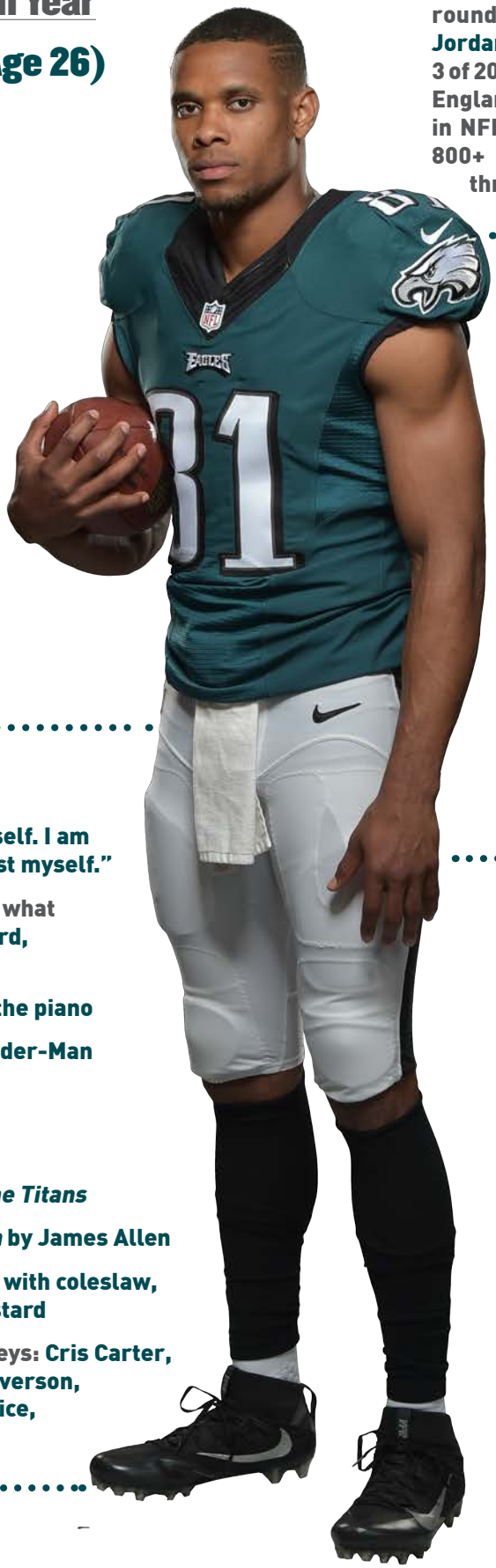

Originally selected by Philadelphia in the 2nd round (42nd overal) of the 2014 NFL Draft, **Jordan Matthews** rejoined the Eagles in Week 3 of 2018 following stints with Buffalo and New England. Matthews is one of just five players in NFL history to record 65+ receptions and 800+ receiving yards in each of their first three seasons.

65+ RECEPTIONS & 800+ RECEIVING YARDS

EACH OF FIRST THREE NFL SEASONS

JORDAN MATTHEWS (2014-16)

ODELL BECKHAM JR. (2014-16)



MIKE EVANS (2014-16)

A.J. GREEN (2011-13)

RANDY MOSS (1998-2000)

THREE STEP DROP

Best player he has faced: **"Myself. I am constantly competing against myself."**

If he could play another sport, what position/team: **Small forward, Philadelphia 76ers**

Desired talent: **Ability to play the piano**

If he could be a superhero: **Spider-Man**

Favorite athletes growing up: **Jerry Rice and Ray Allen**

Favorite movies: ***Gladiator* and *Remember the Titans***

Favorite book: ***A Man Thinketh* by James Allen**

Favorite meal: **Salmon burger with coleslaw, jalapenos, ketchup and mustard**

Three favorite throwback jerseys: **Cris Carter, Philadelphia Eagles; Allen Iverson, Philadelphia 76ers; Jerry Rice, San Francisco 49ers**

CAREER HIGHLIGHTS

- In 2016, joined **Odell Beckham Jr.** (2014-16), **Mike Evans** (2014-16), **A.J. Green** (2011-13) and **Randy Moss** (1998-2000) as the only players in NFL history with 65+ receptions and 800+ receiving yards in each of their first three seasons

2018 - PHILADELPHIA EAGLES (14/3)

- Caught a 4-yard TD that helped give the Eagles a 22-13 fourth-quarter lead in the 28-13 win vs. Was. (12/3/18)
- Paced the Eagles offense with season highs in receptions (4) and receiving yards (93) at Jax. (10/28/18)
- Capped a 97-yard drive with a 56-yard TD reception that gave the Eagles a 7-3 lead in the second quarter at Ten. (9/30/18). Marked the 2nd-longest TD catch of his career (78-yard TD on 12/20/15 vs. Arizona)

WR JORDAN MATTHEWS 80

CAREER STATISTICS									
			RECEIVING					OFF SNAPS	
Year	Team	GP/S	Rec	Yds	Avg	Lg	TD	No	Pct
2014	Philadelphia	16/10	67	872	13.0	44t	8	764	65%
2015	Philadelphia	16/12	85	997	11.7	78t	8	920	79%
2016	Philadelphia	14/13	73	804	11.0	54	3	844	74%
2017	Buffalo	10/7	25	282	11.3	47	1	508	48%
2018	Philadelphia	14/3	20	300	15.0	56t	2	345	32%
Totals		**70/46**	**270**	**3255**	**12.1**	**78t**	**22**	**---**	**---**

ADDITIONAL STATISTICS

Fumbles/Lost: 4/2 - *2017 (1/1); 2016 (1/0); 2015 (2/1)*

CAREER HIGHS		
Receptions	11	10/30/16 at Dal.
Receiving Yards	159	12/20/15 vs. Ari.
Receiving Long	78t	12/20/15 vs. Ari.
Receiving TDs	2	3x, last: 1/3/16 at NYG

2018 GAME-BY-GAME STATISTICS (PHI)										
				RECEIVING					SNAPS	
Date	Opp		GP/S	Rec	Yds	Avg	Lg	TD	No	Pct
SIGNED BY PHILADELPHIA (9/19/18)										
Sep 23	Ind	W	1/0	2	21	10.5	14	0	33	40%
Sep 30	at Ten	L	1/0	1	56	56.0	56t	1	47	60%
Oct 7	Min	L	1/1	1	4	4.0	4	0	22	37%
Oct 11	at NYG	W	1/0	2	26	13.0	16	0	26	37%
Oct 21	Car	L	1/0	0	0	---	--	0	29	43%
Oct 28	at Jax	W	1/1	4	93	23.3	36	0	34	55%
Nov 11	Dal	L	1/1	3	40	13.3	18	0	37	60%
Nov 18	at NO	L	1/0	3	37	12.3	19	0	14	27%
Nov 25	NYG	W	1/0	0	0	---	--	0	14	22%
Dec 3	Was	W	1/0	1	4	4.0	4	1	21	28%
Dec 9	at Dal	L	1/0	1	6	6.0	6	0	11	21%
Dec 16	at LAR	W	1/0	0	0	---	--	0	5	8%
Dec 23	Hou	W	1/0	2	13	6.5	11	0	33	40%
Dec 30	at Was	W	1/0	0	0	---	--	0	19	27%
Totals			**14/3**	**20**	**300**	**15.0**	**56t**	**2**	**345**	**32%**

CAREER HIGHLIGHTS (Continued)

2017 - BUFFALO BILLS (10/7)

- Finished his only season in Buffalo with 25 receptions for 282 yards and 1 TD

2016 - PHILADELPHIA EAGLES (14/13)

- Totaled a career-high 11 receptions at Dal. (10/30/16)
- Caught 7 passes for a season-high 114 yards and 1 TD in the season-opening victory vs. Cle. (9/11/16). Became the first Eagle since 1960 to produce 100+ receiving yards in back-to-back season openers (102 yards on 9/14/15 at Atl.)

2015 - PHILADELPHIA EAGLES (16/12)

- Led the team in receptions (85), receiving yards (997), receiving TDs (8) and 100+ yard games (4)
- Established a career-high 159 yards on 8 receptions vs. Ari. (12/20/15), including a career-long 78-yard TD
- Caught a game-winning 41-yard TD in the 33-27 overtime win at Dal. (11/8/15), becoming the first Eagle to record an overtime TD since **Clyde Simmons** scored on a blocked FG return on 11/20/88 at NYG

2014 - PHILADELPHIA EAGLES (16/10)

- Ranked 2nd on the team in receptions (67), receiving yards (872) and receiving TDs (8), trailing only **Jeremy Maclin** (85 receptions, 1,318 yards, 10 TDs) in each category
- Posted the 2nd-most receptions (81, **Keith Jackson** in 1988) and receiving yards (912, **DeSean Jackson** in 2008) ever by an Eagles rookie. Also tied for the 2nd-most receiving TDs (9, **Calvin Williams** in 1990) in franchise rookie history
- Became the fourth rookie in Eagles history to produce three 100+ yard receiving games, joining **Fred Barnett** (3 in 1990), **Charle Young** (4 in 1973) and **Don Looney** (3 in 1940)
- Recorded 138 yards and 2 TDs on 7 receptions in the 45-21 win vs. Car. (11/10/14). Became just the 2nd rookie in team history with 125+ yards and 2+ TDs in a single game, joining **Jeremy Maclin** (142 yards, 2 TDs on 10/11/09 vs. TB)

DT HALOTI NGATA 94

6-4 | 340 13th Year

DOB: Jan. 21, 1984 (Age 34)

Salt Lake City, Utah

Highland High School

Oregon

D1-06 (12th overall) by Baltimore

Acquired: FA-Det-18

2012

Haloti Ngata (pronounced ha-LOW-tee NAH-tah) was signed by the Eagles during the 2018 offseason following a three-year stint with the Lions (2015-17). Selected by the Ravens with the 12th-overall pick of the 2006 NFL Draft, Ngata is a five-time Pro Bowler, five-time All-Pro selection and Super Bowl XLVII Champion.

Pro Bowl	Pro Bowl	Pro Bowl	Pro Bowl	Pro Bowl
2010	2011	2012	2013	2014

AP	AP	AP	AP	AP
2008	2009	2010	2011	2012

GAMES PLAYED

DEFENSIVE TACKLES (SINCE 2006)

Haloti Ngata	196
Kyle Williams	183
J. Babineaux	177
Kevin Williams	164
Frostee Rucker	161

(includes regular season and postseason games)

INTERCEPTIONS

DEFENSIVE TACKLES (SINCE 2006)

Haloti Ngata	5
Jonathan Babineaux	4
Randy Starks	4

BIRDSEED

Ngata was voted as the Lions' nominee for the 2017 Walter Payton Man of the Year Award and was also named one of eight finalists for the Art Rooney Sportsmanship Award.

The **Haloti Ngata Family Foundation**, whose mission is to improve the lives of others through love and strength, raises awareness about the importance of education and provides free college entrance exam preparation courses to students through the Ofa Ngata College Preparation Fund, which honors Ngata's mother's memory.

Ngata and his wife, Christina, have three sons: Solomone "Sam," Max and Colt.

@Haloti_Ngata92

CAREER HIGHLIGHTS

- Is a five-time **Pro Bowler** (2010-14), five-time *Associated Press* **All-Pro** selection (2008-12) and **Super Bowl XLVII** Champion with Baltimore
- Is one of only six active NFL defensive tackles with five career **Pro Bowl** nods, joining **Geno Atkins** (7), **Aaron Donald** (5), **Gerald McCoy** (6), **Ndamukong Suh** (5) and **Kevin Williams** (5)

DT HALOTI NGATA 94

CAREER STATISTICS																		
			TACKLES					PASS DEFENSE						FUMBLES			DEF SNAPS	
Year	Team	GP/S	Total	Solo	Asst	TFL	Sacks	Int	Yds	Lg	TD	PD	QPH	FF	FR	Yds	No	Pct
2006	Baltimore	16/16	51	28	23	0	1.0	1	60	60	0	3	3	0	0	0	N/A	N/A
2007	Baltimore	16/16	94	58	36	0	3.0	0	0	--	0	2	10	1	0	0	N/A	N/A
2008	Baltimore	16/16	77	43	34	6	1.0	2	8	7	0	5	9	0	0	0	N/A	N/A
2009	Baltimore	14/13	41	23	18	7	1.5	0	0	--	0	0	7	1	1	0	N/A	N/A
2010	Baltimore	16/15	65	48	17	12	5.5	0	0	--	0	5	14	0	1	0	N/A	N/A
2011	Baltimore	16/16	65	37	28	6	5.0	0	0	--	0	5	8	2	3	28	N/A	N/A
2012	Baltimore	14/14	51	33	18	7	5.0	0	0	--	0	1	14	0	0	0	819	72%
2013	Baltimore	15/15	52	23	29	3	1.5	0	0	--	0	3	6	0	0	0	700	65%
2014	Baltimore	12/12	32	19	13	2	2.0	2	16	13	0	7	3	2	0	0	529	49%
2015	Detroit	14/14	24	15	9	6	2.5	0	0	--	0	3	8	0	0	0	596	57%
2016	Detroit	13/13	22	11	11	0	1.5	0	0	--	0	3	3	0	0	0	527	51%
2017	Detroit	5/5	7	7	0	2	2.0	0	0	--	0	1	3	0	0	0	145	13%
2018	Philadelphia	13/9	19	10	9	4	1.0	0	0	--	0	1	4	1	0	0	370	36%
Totals		**180/174**	**600**	**355**	**245**	**55**	**32.5**	**5**	**84**	**60**	**0**	**39**	**92**	**7**	**5**	**28**	**---**	**---**
PLAYOFFS																		
2006	Baltimore	1/1	7	3	4	0	0.0	0	0	--	0	0	0	0	0	0	N/A	N/A
2008	Baltimore	3/3	12	10	2	4	1.0	0	0	--	0	0	1	0	0	0	N/A	N/A
2009	Baltimore	2/2	7	4	3	3	1.0	0	0	--	0	0	1	0	0	0	N/A	N/A
2010	Baltimore	2/2	4	3	1	0	0.5	0	0	--	0	1	1	0	0	0	N/A	N/A
2011	Baltimore	2/2	6	2	4	0	0.0	0	0	--	0	1	2	1	0	0	N/A	N/A
2012	Baltimore	4/4	13	10	3	0	0.0	0	0	--	0	1	5	0	0	0	232	71%
2014	Baltimore	2/2	3	1	2	1	1.0	0	0	--	0	1	1	0	0	0	98	69%
2016	Detroit	1/1	3	2	1	1	1.0	0	0	--	0	0	2	0	0	0	50	68%
Totals		**17/17**	**55**	**35**	**20**	**9**	**4.5**	**0**	**0**	**--**	**0**	**4**	**13**	**1**	**0**	**0**	**---**	**---**
ADDITIONAL STATISTICS																		
Fumble Recovery TD: 28-yard TD at StL (9/25/11)																		

CAREER HIGHS		
Tackles	11	2x, last: 11/13/11 at Sea.
Sacks	2.0	2x, last: 11/24/11 vs. SF
INTs	1	5x, last: 10/5/14 at Ind.
PDs	2	3x, last: 10/5/14 at Ind.
FFs	1	8x, last: 12/3/18 vs. Was.
FRs	2	9/11/11 vs. Pit.

CAREER HIGHLIGHTS (Continued)

- Has played in a combined 194 games (177 regular season; 17 postesason), which are the most by an NFL defensive tackle since 2006
- Leads all NFL defensive tackles with 5 INTs since 2006, including a career-high 2 INTs in 2008 and 2014
- During his nine seasons with Baltimore (2006-14), the Ravens defense led the NFL in opponent rushing TDs (71) and ranked 2nd in opponent rushing yards per game (92.5)

2018 - PHILADELPHIA EAGLES (12/9)

- Forced a fumble of Redskins RB **Chris Thompson** vs. Was. (12/3/18)
- Recorded his first sack as an Eagle at Ten. (9/30/18)

2017 - DETROIT LIONS (5/5)

- Posted 7 tackles (2 TFL), 2.0 sacks and 1 PD in 5 games
- Placed on Injured Reserve (biceps) on 10/11/17

DT HALOTI NGATA 94

2018 GAME-BY-GAME STATISTICS (PHI)												
Date	**Opp**		**GP/S**	**Tot**	**Solo**	**Sk**	**Int**	**PD**	**FF**	**FR**	**Snaps**	**Pct**
Sep 6	Atl	W	1/0	0	0	0.0	0	0	0	0	17	24%
Sep 16	at TB	L	1/1	1	0	0.0	0	0	0	0	36	62%
Sep 23	Ind	W	1/1	1	0	0.0	0	0	0	0	27	46%
Sep 30	at Ten	L	1/1	4	3	1.0	0	0	0	0	37	52%
Oct 7	Min	L	0/0	INACTIVE (CALF)								
Oct 11	at NYG	W	0/0	INACTIVE (CALF)								
Oct 21	Car	L	0/0	INACTIVE (CALF)								
Oct 28	at Jax	W	1/1	0	0	0.0	0	0	0	0	26	41%
Nov 11	Dal	L	1/1	3	3	0.0	0	0	0	0	38	55%
Nov 18	at NO	L	1/1	2	2	0.0	0	0	0	0	33	47%
Nov 25	NYG	W	1/0	0	0	0.0	0	0	0	0	25	40%
Dec 3	Was	W	1/1	2	1	0.0	0	0	1	0	15	33%
Dec 9	at Dal	L	1/1	3	1	0.0	0	0	0	0	46	47%
Dec 16	at LAR	W	1/1	2	0	0.0	0	1	0	0	32	42%
Dec 23	Hou	W	1/0	0	0	0.0	0	0	0	0	24	37%
Dec 30	at Was	W	1/0	1	0	0.0	0	0	0	0	14	31%
Totals			**13/9**	**19**	**10**	**1.0**	**0**	**1**	**1**	**0**	**370**	**36%**

CAREER HIGHLIGHTS (Continued)

2016 - DETROIT LIONS (13/13, 1/1)

- Generated pressure against the Seahawks in the NFC Wild Card Game at Sea. (1/7/17), sacking QB **Russell Wilson**, recording 2 QB hits and tallying 3 tackles (1 TFL)

2015 - DETROIT LIONS (14/14)

- Finished with 24 tackles, 2.5 sacks and 3 PDs
- Recorded 1 PD vs. Den. (9/27/15) that led to an interception by **Glover Quin**. The deflection marked his 5th career PD that resulted in an interception
- Combined with **Josh Bynes** on a sack and forced fumble of 49ers QB **Blaine Gabbert** vs. SF (12/27/14). The fumble was recovered by **Tahir Whitehead** on the 1-yard line and culminated in a 1-yard TD by **Joique Bell**

2014 - BALTIMORE RAVENS (12/12, 2/2)

- Finished his final season in Baltimore with 32 tackles, a career-high 7 PDs, 2 FFs and a career-high-tying and team-leading 2 INTs
- Started both postseason games and totaled 3 tackles, 1.0 sack and 1 PD. As a unit, the Ravens defense produced 7.0 sacks and allowed only 82 rushing yards in 2 games

2017 GAME-BY-GAME STATISTICS (DET)												
Date	**Opp**		**GP/S**	**Tot**	**Solo**	**Sk**	**Int**	**PD**	**FF**	**FR**	**Snaps**	**Pct**
Sep 10	Ari	W	1/1	0	0	0.0	0	1	0	0	40	53%
Sep 18	at NYG	W	1/1	2	2	1.0	0	0	0	0	28	50%
Sep 24	Atl	L	1/1	3	3	0.0	0	0	0	0	34	50%
Oct 1	at Min	W	1/1	0	0	0.0	0	0	0	0	27	48%
Oct 8	Car	L	1/1	2	2	1.0	0	0	0	0	16	24%
PLACED ON INJURED RESERVE (BICEPS) (10/11/17)												
Totals			**5/5**	**7**	**7**	**2.0**	**0**	**1**	**0**	**0**	**145**	**13%**

2016 GAME-BY-GAME STATISTICS (DET)												
Date	**Opp**		**GP/S**	**Tot**	**Solo**	**Sk**	**Int**	**PD**	**FF**	**FR**	**Snaps**	**Pct**
Sep 11	at Ind	W	1/1	2	1	0.0	0	1	0	0	45	64%
Sep 18	Ten	L	1/1	2	1	0.5	0	0	0	0	40	60%
Sep 25	at GB	L	1/1	1	1	1.0	0	0	0	0	36	67%
Oct 2	at Chi	L	1/1	3	2	0.0	0	0	0	0	45	65%
Oct 9	Phi	W	1/1	0	0	0.0	0	0	0	0	31	51%
Oct 16	LAR	W	0/0	INACTIVE (SHOULDER)								
Oct 23	Was	W	0/0	INACTIVE (SHOULDER)								
Oct 30	at Hou	L	0/0	INACTIVE (SHOULDER)								
Nov 6	at Min	W	1/1	2	0	0.0	0	0	0	0	44	63%
Nov 20	Jax	W	1/1	3	2	0.0	0	0	0	0	38	58%
Nov 24	Min	W	1/1	1	1	0.0	0	1	0	0	39	67%
Dec 4	at NO	W	1/1	1	0	0.0	0	1	0	0	41	66%
Dec 11	Chi	W	1/1	1	1	0.0	0	0	0	0	41	73%
Dec 18	at NYG	L	1/1	3	1	0.0	0	0	0	0	45	70%
Dec 26	at Dal	L	1/1	2	1	0.0	0	0	0	0	37	65%
Jan 1	GB	L	1/1	1	0	0.0	0	0	0	0	45	60%
Totals			**13/13**	**22**	**11**	**1.5**	**0**	**3**	**0**	**0**	**527**	**51%**
PLAYOFFS												
Jan 7	at Sea	L	1/1	3	2	1.0	0	2	0	0	50	68%
Totals			**1/1**	**3**	**2**	**1.0**	**0**	**2**	**0**	**0**	**50**	**68%**

BIRDSEED

Ngata (full name is Etuini Haloti Ngata) was born in Inglewood, CA, and prepped at Highland High School in Salt Lake City, UT, where he was rated as the top defensive player in the nation by SuperPrep and PrepStar and was the 2001 Utah Gatorade Player of the Year as a senior. Ngata also played rugby in high school.

T JASON PETERS 71

6-4 | 328 15th Year

DOB: Jan. 22, 1982 (Age 36)

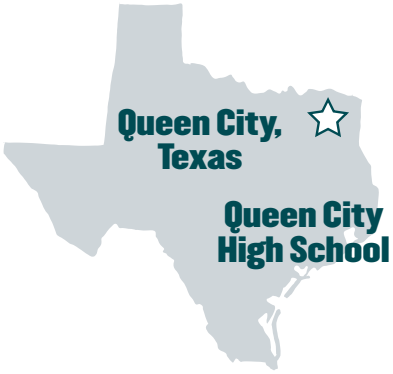

Arkansas
UDFA ('04) by Buffalo
Acquired: T-Buf-09

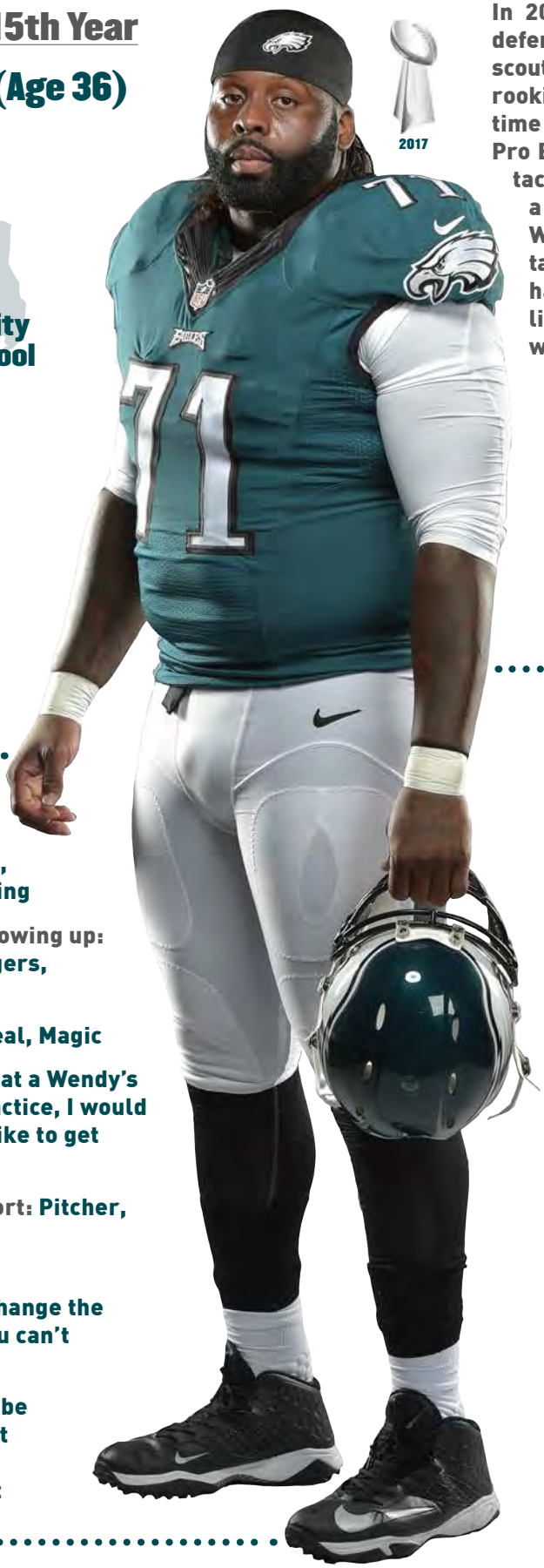

2017

In 2000, **Jason Peters** was a redshirt defensive lineman laboring on Arkansas' scout team. In 2004, he was an undrafted rookie tight end working to earn playing time in Buffalo. Now, he is a nine-time Pro Bowl and six-time All-Pro offensive tackle who is building his resume for a spot in the Pro Football Hall of Fame. Widely regarded as the best offensive tackle in the NFL, the 15-year veteran has anchored the Eagles offensive line since he was acquired in a trade with Buffalo in 2009.

AP 2007 | AP 2008 | AP 2010 | AP 2011 | AP 2013
AP 2014 | Pro Bowl 2008 | Pro Bowl 2009 | Pro Bowl 2010 | Pro Bowl 2011
Pro Bowl 2012 | Pro Bowl 2014 | Pro Bowl 2015 | Pro Bowl 2016 | Pro Bowl 2017

THREE STEP DROP

Hobbies: **Dominoes, fishing, camping in Texas and DJing**

Favorite teams/athletes growing up: **Buffalo Bills, Texas Rangers, Bruce Smith**

First jersey: **Shaquille O'Neal, Magic**

First job: **Working the grill at a Wendy's in Atlanta, TX. "After practice, I would ride three miles on my bike to get to work."**

If he could play another sport: **Pitcher, New York Yankees**

Best player he ever faced: **Dwight Freeney. "He'll change the whole game around if you can't block him."**

Talent he'd like to have: **To be an engineer for Microsoft and invent something as impactful as the Internet**

PRO BOWL BERTHS

EAGLES ALL-TIME HISTORY

CHUCK BEDNARIK 8	JASON PETERS 7	BRIAN DAWKINS 7
REGGIE WHITE 7	DONOVAN McNABB 6	PETE PIHOS 6

EAGLES ALL-TIME TACKLES

JASON PETERS 7	TRA THOMAS 3
BOB BROWN 3	FRANK KILROY 3

AN UNCONVENTIONAL PATH

Peters originally signed with the Buffalo Bills in 2004 as a tight end with a signing bonus of $5,000. He went undrafted despite an impressive workout at the combine, which included a 4.8 time in the 40-yard dash.

He began the 2004 season on the Bills practice squad, but was elevated to the 53-man roster in November and saw action at both tight end and offensive tackle. In a Dec. 19 contest at Cincinnati, Peters started his first career NFL game when the team opened up in a two-TE set. During the contest, he blocked a punt and recovered it in the end zone for a TD (pictured above).

In 2005, Peters made the transition from tight end to tackle and credits former Bills coach **Mike Mularkey** for the career-changing move. "Offensive line was one of our weak points and I remember wanting to get on the field any way I could. Coach Mularkey told me about it and Mouse (offensive line coach **Jim McNally**) and I got to work."

Peters officially made the switch to tackle in the middle of the season and started the final nine games of the year at RT. He went on to open the 2006 season as the starting RT and switched to LT for the final nine games of the season. That year, he was named to Peter King's SI.com All-Pro team. After proving to be the Bills' most dominant offensive lineman in 2006, Peters opened 15 contests at LT in 2007 and garnered Pro Bowl honors for the first time in his career.

In 2009, the Eagles acquired Peters in a trade with Buffalo in exchange for a first-round draft pick in 2009, a fourth-round pick in 2009 and a sixth-round pick in 2010. Since then, Peters has made the Pro Bowl seven times, marking the second-most Pro Bowl berths in franchise history.

EARLY ATHLETICISM

As a 9-year old, Peters was taken out of a baseball game after the umpire and opposing coach were convinced he was too old to play in the league. "I struck out 9 batters in the first three innings. My mother had to go home and get my birth certificate before I was allowed back in the game. After I did, I hit a home run."

Peters attended Queen City (TX) High School and earned All-District and All-Area honors as a defensive end. He also lettered in basketball, averaging 18.4 points per game to garner All-District and All-Area honors.

CUSTOM WHEELS

Peters owns a business in Shreveport, LA, named Greedy Boy Customs. "We do custom car work or on really anything with wheels," said Peters. "We've actually done work on a few golf carts." ... Thanks to his grandfather, Dallas Wiggins, buying and restoring cars has been a passion in Jason's life. "He used to take all these old cars and fix them up. When I was little, I was always hanging around watching him and my uncle, and I got hooked."

BRAND JORDAN

Peters started a collection of Jordans in 2006 and now has a collection of over 2,500 that he displays in one closet in his home. His personal favorites are the "black and red 13's."

BIRDSEED

Full name is Jason Raynard Peters. His mother is Teledeo (pronounced Toledo) Simington and his stepfather is Ivory Simington. He has two sisters, Ivy and Chrissy.

Jason is quick to name his mother as the hero in his life, "My mom means everything to me. I definitely wouldn't be where I am today without her. She worked multiple jobs so she could provide for us. In the last year or so she lost over 100 pounds before undergoing two knee replacement surgeries. Now she's doing so much better. She continues to be such a big inspiration to me."

He is single and resides in South Jersey and in Atlanta, TX. He has a son, Jayshaun, who plays football, baseball, and basketball.

Majored in vocational education at Arkansas.

T JASON PETERS 71

CAREER STATISTICS							
			STARTS			OFF SNAPS	
Year	Team	GP/S	LT	RT	TE	No	Pct
2004	Buffalo	5/1	0	0	1	N/A	N/A
2005	Buffalo	16/10	0	9	1	N/A	N/A
2006	Buffalo	16/16	9	7	0	N/A	N/A
2007	Buffalo	15/15	15	0	0	N/A	N/A
2008	Buffalo	13/13	13	0	0	N/A	N/A
2009	Philadelphia	15/15	15	0	0	N/A	N/A
2010	Philadelphia	13/13	13	0	0	N/A	N/A
2011	Philadelphia	14/14	14	0	0	N/A	N/A
2012	Philadelphia	0/0	PLACED ON IR (ACHILLES) (8/27/12)				
2013	Philadelphia	16/16	16	0	0	1018	92%
2014	Philadelphia	16/16	16	0	0	1146	97%
2015	Philadelphia	14/14	14	0	0	760	66%
2016	Philadelphia	16/16	16	0	0	1100	97%
2017	Philadelphia	7/7	7	0	0	422	37%
2018	Philadelphia	16/16	16	0	0	868	79%
Totals		**192/182**	**164**	**16**	**2**	**---**	**---**
PLAYOFFS							
2009	Philadelphia	1/1	1	0	0	N/A	N/A
2010	Philadelphia	1/1	1	0	0	N/A	N/A
2013	Philadelphia	1/1	1	0	0	58	100%
Totals		**3/3**	**3**	**0**	**0**	**---**	**---**

CAREER HIGHLIGHTS

- With his 9th **Pro Bowl** selection and 7th as an Eagle in 2016, Peters has garnered the second-most Pro Bowl nods in team history behind **Chuck Bednarik** (eight)
- Earned *Associated Press* **All-Pro** honors following the 2007, '08, '10, '11, '13 and '14 campaigns. Was named to the first team in 2011 and 2013
- Joined **Frank "Bucko" Kilroy** (1953-55) as the only two offensive linemen in franchise history to earn a **Pro Bowl** berth in three consecutive years
- Since Peters' first **Pro Bowl** selection in 2007, only **Joe Thomas** (10) has been selected to as many Pro Bowls as an offensive lineman
- Has two career touchdowns: Blocked a punt and recovered it in the end zone (12/19/04 at Cin.) and caught **J.P. Losman's** first career TD pass (9/11/05 vs. Hou.)
- In 2014, was named a second-team *AP* **All-Pro** and garnered All-NFC honors from the Pro Football Writers of America
- Was part of an Eagles offensive line in 2013 that blocked for the NFL's leading rusher, **LeSean McCoy**, who finished with a franchise-best 1,607 rushing yards. Also helped the Eagles set a team record with 6,676 total yards and record the second-most points in franchise history (442)

COLLEGE HIGHLIGHTS

- Left Arkansas after his junior season. Played in 36 games and caught 28 passes for 300 yards and 4 TDs as a tight end
- In 2003, earned All-SEC second team honors after starting every game at TE and ranking third on the team with 21 receptions for 218 yards and four TDs
- Played in 13 games (12 starts) as a tight end in 2002
- In 2001, played in 10 games (three starts). He began the season as a reserve defensive end and tackle, moving to tight end for the Auburn contest
- Redshirted in 2000, spending the season as a scout team defensive lineman

TRANSACTIONS

2004	Signed by BUF as undrafted free agent
9/1/04	Waived by BUF
9/7/04	Signed by BUF to practice squad
11/13/04	Signed by BUF from practice squad to active roster
7/14/06	Signed by BUF to 5-year contract extension
4/17/09	Traded from BUF to PHI for a 1st-round draft pick in 2009, a 4th-round pick in 2009 and a 6th-round pick in 2010 ... Signed by PHI to 6-year contract
8/27/12	Placed on Reserve/Non-Football Injury List (Achilles)
2/26/14	Signed by PHI to a 5-year contract
6/14/17	Signed a 1-year contract extension
10/25/17	Placed on Injured Reserve (knee)

G/T MATT PRYOR 69

6-7 | 332 Rookie

DOB: Dec. 16, 1994 (Age 24)

Lakewood, California

Lakewood High School

TCU

D6-18 (206th overall) by Philadelphia

Matt Pryor was originally selected by the Eagles in the 6th round (206th overall) of the 2018 NFL Draft. The California native played collegiately at TCU, where he started in 31 games (23 at guard) and earned All-Big 12 honors following his senior season in 2017.

COLLEGE HIGHLIGHTS

- Started in 31 games (23 at guard) during his tenure with the Horned Frogs, including an Alamo Bowl victory over Stanford to end his collegiate career
- Started every game his junior and senior seasons, winning 17 games during that span
- Named second-team All-Big 12 at the guard position as a senior, when he helped TCU rank 17th in the nation in total touchdowns (62)
- Blocked for QB **Kenny Hill**, who threw for 3,152 yards and rushed for 325 yards in 2017. Helped Hill achieve the 2nd-best completion percentage in the Big 12

THREE STEP DROP

First job: Was a bouncer at Varsity Bar near TCU's campus

Surprisingly good skill: Proficient at graphic design and using technology

First jersey: Magic Johnson, L.A. Lakers

Three favorite throwback jerseys: Michael Jordan, Chicago Bulls; Allen Iverson, Philadelphia 76ers; Kobe Bryant, Los Angeles Lakers

Best player he has faced: San Francisco 49ers and former Oregon DE DeForest Buckner

Favorite TV shows: *Breaking Bad*, *Sons of Anarchy* and *Blacklist*

Prized possession: His family

TRANSACTIONS

2018 Drafted by PHI in 6th round (206th overall)
Signed 4-year contract

CAREER STATISTICS

			OFF SNAPS	
Year	**Team**	**GP/S**	**No**	**Pct**
2018	Philadelphia	0/0	0	0%
Totals		**0/0**	**---**	**---**

LB LAROY REYNOLDS 50

6-1 | 240 6th Year

DOB: Nov. 3, 1990 (Age 27)



Virginia
UDFA ('13) by Jacksonville
Acquired: FA-18

In 2017, Reynolds recovered 2 fumbles on special teams during Atlanta's postseason run.

LaRoy Reynolds signed with the Eagles in the 2018 offseason after spending the previous two seasons with Atlanta (2016-17). Reynolds, who entered the NFL as an undrafted rookie with the Jaguars in 2013, has totaled 54 tackles (37 solo) and 34 special teams tackles in 68 career games (7 starts).

SPECIAL TEAMS TACKLES

JAGUARS PLAYERS IN 2014

LaRoy Reynolds	10
Will Ta'ufo'ou	7
Jordan Todman	7

SPECIAL TEAMS FUMBLE RECOVERIES

NFL PLAYERS SINCE 2013*

LaRoy Reynolds	4
Justin Bethel	4

** Includes postseason*

Reynolds is tied for the most special teams fumble recoveries (4) in the NFL since 2013.

CAREER HIGHLIGHTS

- Has registered a league-leading 4 special teams FRs since entering the NFL in 2013 (including postseason). The only other player with 4 special teams fumble recoveries since 2013 is three-time Pro Bowl and two-time first-team All-Pro special teamer **Justin Bethel**
- Recovered 2 fumbles on special teams in the 2017 playoffs

2018 - PHILADELPHIA EAGLES (16/0)

- Finished 2nd on the team with 9 special teams tackles

2017 - ATLANTA FALCONS (9/0, 2/0)

- Spent the first 7 games on Injured Reserve, but was activated on 10/31/17 and served as a key special teams contributor during Atlanta's playoff run. Recovered 1 special teams fumble in each of Atlanta's postseason games at LAR (1/6/18) and at Phi. (1/13/18). Both FRs led to Falcons' scores and leads

2016 - ATLANTA FALCONS (16/3, 3/0)

- Played in all 16 regular-season games and each of the Falcons' 3 playoff contests, including **Super Bowl LI** vs. NE (2/5/17)
- Made 3 starts and registered career highs in tackles (23) and defensive snaps (138)

LB LAROY REYNOLDS 50

CAREER STATISTICS																		
			TACKLES					PASS DEFENSE						FUMBLES			DEF SNAPS	
Year	Team	GP/S	Total	Solo	Asst	TFL	Sacks	Int	Yds	Lg	TD	PD	QPH	FF	FR	Yds	No	Pct
2013	Jacksonville	12/0	9	7	2	0	0.0	0	0	--	0	1	0	0	0	0	57	6%
2014	Jacksonville	16/3	13	9	4	1	0.0	0	0	--	0	0	1	0	0	0	116	10%
2015	Jacksonville	2/0	0	0	0	0	0.0	0	0	--	0	0	0	0	0	0	0	0%
	Chicago	13/1	7	7	0	1	0.0	0	0	--	0	0	0	0	0	0	78	8%
	Totals	15/1	7	7	0	1	0.0	0	0	--	0	0	0	0	0	0	---	---
2016	Atlanta	16/3	23	13	10	0	0.0	0	0	--	0	0	1	0	0	0	138	12%
2017	Atlanta	9/0	2	1	1	0	0.0	0	0	--	0	0	0	0	0	0	14	1%
2018	Philadelphia	16/0	0	0	0	0	0.0	0	0	--	0	0	0	0	0	0	5	1%
Totals		**84/7**	**54**	**37**	**17**	**2**	**0.0**	**0**	**0**	**--**	**0**	**1**	**2**	**0**	**0**	**0**	**---**	**---**
PLAYOFFS																		
2016	Atlanta	3/0	0	0	0	0	0.0	0	0	--	0	0	0	0	0	0	5	2%
2017	Atlanta	2/0	0	0	0	0	0.0	0	0	--	0	0	0	0	0	0	2	1%
Totals		**5/0**	**0**	**0**	**0**	**0**	**0.0**	**0**	**0**	**--**	**0**	**0**	**0**	**0**	**0**	**0**	**---**	**---**

ADDITIONAL STATISTICS

Special Teams Tackles: 43 - *2018 (9); 2017 (5); 2016 (7); 2015 (6); 2014 (10); 2013 (6)* **Postseason Special Teams Tackles:** 3 - *2017 (3)*

Special Teams FRs: 2 - 9/26/16 at NO; 10/19/14 vs. Cle. **Postseason Special Teams FRs:** 2 - 1/13/18 at Phi.; 1/6/18 at LAR

CAREER HIGHS		
Tackles	6	2x, last: 9/7/14 at Phi.
Sacks	--	---
PDs	1	12/29/13 at Ind.
FFs	--	---
FRs	--	---

2018 GAME-BY-GAME STATISTICS (PHI)												
Date	Opp		GP/S	Tot	Solo	Sk	Int	PD	FF	FR	Snaps	Pct
Sep 6	Atl	W	1/0	0	0	0.0	0	0	0	0	1	1%
Sep 16	at TB	L	1/0	0	0	0.0	0	0	0	0	0	0%
Sep 23	Ind	W	1/0	0	0	0.0	0	0	0	0	0	0%
Sep 30	at Ten	L	1/0	0	0	0.0	0	0	0	0	0	0%
Oct 7	Min	L	1/0	0	0	0.0	0	0	0	0	1	2%
Oct 11	at NYG	W	1/0	0	0	0.0	0	0	0	0	0	0%
Oct 21	Car	L	1/0	0	0	0.0	0	0	0	0	1	2%
Oct 28	at Jax	W	1/0	0	0	0.0	0	0	0	0	1	2%
Nov 11	Dal	L	1/0	0	0	0.0	0	0	0	0	0	0%
Nov 18	at NO	L	1/0	0	0	0.0	0	0	0	0	0	0%
Nov 25	NYG	W	1/0	0	0	0.0	0	0	0	0	0	0%
Dec 3	Was	W	1/0	0	0	0.0	0	0	0	0	0	0%
Dec 9	at Dal	L	1/0	0	0	0.0	0	0	0	0	1	1%
Dec 16	at LAR	W	1/0	0	0	0.0	0	0	0	0	0	0%
Dec 23	Hou	W	1/0	0	0	0.0	0	0	0	0	0	0%
Dec 30	at Was	W	1/0	0	0	0.0	0	0	0	0	0	0%
Totals			**16/0**	**0**	**0**	**0.0**	**0**	**0**	**0**	**0**	**5**	**1%**

CAREER HIGHLIGHTS (Continued)

2014 - JACKSONVILLE JAGUARS (16/3)

- Appeared in all 16 games and made the first starts of his pro career (3). Registered 13 tackles on defense and led the Jaguars with a career-high 10 special teams tackles

COLLEGE HIGHLIGHTS

- Played in 45 games over four season at the University of Virginia and earned All-ACC honorable mention as a senior in 2012. Was named a team captain that season and finished second on the team in tackles (90) and TFL (9.5). Also finished second on the team in tackles (81) as a junior in 2011
- As a sophomore in 2010, made the transition from safety to linebacker. Despite switching positions, led the team with 66 tackles

TRANSACTIONS

2013	Signed by JAX as undrafted free agent
11/12/13	Suspended by NFL for 4 games
12/6/13	Suspension lifted
9/26/15	Waived by Jaguars
9/29/15	Signed by CHI
3/16/16	Signed by ATL
3/9/17	Re-signed by ATL
5/15/18	Signed by PHI

TE RICHARD RODGERS 82

6-4 | 257 5th Year

DOB: Jan. 22, 1992 (Age 26)

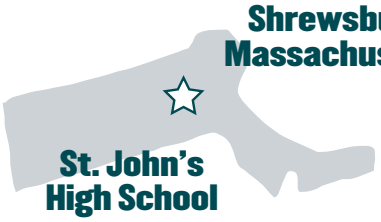

California
D3-14 (98th overall)
by Green Bay
Acquired: FA-GB-18

Richard Rodgers was signed by the Eagles during the 2018 offseason after spending the first four years of his career with Green Bay. Rodgers was selected by the Packers in the 3rd round (98th overall) of the 2014 NFL Draft and has registered 120 receptions for 1,166 yards and 13 TDs in 63 career regular-season games (24 starts).

MOST RECEIVING TDs

NFL TIGHT ENDS IN 2015

Tyler Eifert (Cin.)	13
Rob Gronkowski (NE)	11
Jordan Reed (Was.)	11
Gary Barnidge (Cle.)	9
Richard Rodgers (GB)	8

ALL-TIME PACKERS TIGHT ENDS

Paul Coffman (1983)	11
Keith Jackson (1996)	10
Bubba Franks (2001)	9
Paul Coffman (1984)	9
Richard Rodgers (2015)	8
Jermichael Finley (2011)	8

500+ YARDS & 8+ TDS IN FIRST OR SECOND NFL SEASON

NFL TIGHT ENDS SINCE 2010

RICHARD RODGERS
2015
(510-8)

JIMMY GRAHAM
2011
(1,310-11)

ROB GRONKOWSKI
2011
(1,327-17)

ROB GRONKOWSKI
2010
(546-10)

THREE STEP DROP

Prized possession: His high school varsity letterman jacket

Surprisingly good at: Ping pong

Moment left star struck: Meeting Ray Allen in Boston

Favorite movie: *The Sandlot*

Favorite music: Hip-hop, Childish Gambino

Favorite meal: Cereal

First jersey: Jason Kidd

CAREER HIGHLIGHTS

- Has played in more regular-season games (63) than any other tight end that entered the league in 2014, missing only 1 game during his four-year career
- In 2015, ranked 5th among NFL TEs with a career-high 8 TDs (tied for 5th-most by a TE in Packers history), trailing only **Tyler Eifert** (13), **Rob Gronkowski** (11), **Jordan Reed** (11) and **Gary Barnidge** (9)
- Set a single-game, regular-season record for receiving yards by a Packers TE (146) at Det. (12/3/15), highlighted by his game-winning 61-yard TD on a Hail Mary pass from **Aaron Rodgers** on the final play of the game
- The Hail Mary was the 2nd-longest come-from-behind, game-ending TD from scrimmage in the fourth quarter in NFL history, behind Lions QB **Earl Morrall**'s 65-yard TD pass to TE **Jim Gibbons** on 12/4/60

TE RICHARD RODGERS 82

CAREER STATISTICS									
			RECEIVING					OFF SNAPS	
Year	Team	GP/S	Rec	Yds	Avg	Lg	TD	No	Pct
2014	Green Bay	16/5	20	225	11.3	43	2	480	46%
2015	Green Bay	16/12	58	510	8.8	61t	8	799	70%
2016	Green Bay	16/6	30	271	9.0	22	2	604	56%
2017	Green Bay	15/1	12	160	13.3	36	1	305	29%
2018	Philadelphia	7/0	1	7	7.0	7	0	42	4%
Totals		**70/24**	**121**	**1173**	**9.7**	**61t**	**13**	**---**	**---**
PLAYOFFS									
2014	Green Bay	2/0	5	48	9.6	13t	1	50	36%
2015	Green Bay	2/2	7	56	8.0	15	0	124	84%
2016	Green Bay	3/0	1	34	34.0	34t	1	67	33%
Totals		**7/2**	**13**	**138**	**10.6**	**34t**	**2**	**---**	**---**

ADDITIONAL STATISTICS

Rushing: 1 for 11 yards on 9/13/15 at Chicago

FRs: 2 - *2015 (1); 2014 (1)* **Miscellaneous FRs:** 2 - *2015 (1); 2014 (1)*

CAREER HIGHS		
Receptions	8	12/3/15 at Det.
Receiving Yards	146	12/3/15 at Det.
Receiving Long	61t	12/3/15 at Det.
Receiving TDs	2	11/8/15 at Car.

CAREER HIGHLIGHTS (Continued)

2017 - GREEN BAY PACKERS (15/1)

- Caught 12 passes for 160 yards (13.3 avg.) and 1 TD
- Posted a season-high 4 receptions for a season-best 77 yards (19.3 avg.) and 1 TD at Car. (12/17/17). His 19.3 yards per reception were a career high. Became the first Green Bay TE with 75+ yards in a game on 4-or-fewer receptions since **Jermichael Finley** on 10/13/13 at Baltimore

2016 - GREEN BAY PACKERS (16/6, 3/0)

- Produced 30 catches for 271 yards and 2 TDs in the regular season and added a 34-yard receiving TD in the playoffs

2015 - GREEN BAY PACKERS (16/12, 2/2)

- Ranked 5th among NFL TEs with a career-high 8 TDs (tied for 5th-most by a TE in Packers history), trailing only **Tyler Eifert** (13), **Rob Gronkowski** (11), **Jordan Reed** (11) and **Gary Barnidge** (9)
- Became just the fourth TE in team history to record 55+ receptions (58) in a single season, joining **Paul Coffman**, **Jermichael Finley** and **Jackie Harris**
- Was one of only four NFL TEs in 2015 with 55+ receptions (58), 500+ receiving yards (510) and 8+ receiving TDs (8), joining **Rob Gronkowski**, **Jordan Reed** and **Gary Barnidge**
- Registered postseason career highs in receptions (7) and receiving yards (56) during the Packers' playoff run
- Set a single-game, regular-season record for receiving yards by a Packers TE (146) at Det. (12/3/15), highlighted by his game-winning 61-yard TD on a Hail Mary pass from **Aaron Rodgers** on the final play of the game
- The Hail Mary was the 2nd-longest come-from-behind, game-ending TD from scrimmage in the fourth quarter in NFL history, behind Lions QB **Earl Morrall**'s 65-yard TD pass to TE **Jim Gibbons** on 12/4/60

FAMILY TIES

Rodgers' father, Richard Sr., is the assistant defensive backs/safeties coach for the Carolina Panthers. Richard Sr. was a two-time All-Pacific-10 selection as a defensive back at California, where he was prominently involved in "The Play" against Stanford in 1982, making the last of five laterals. Richard Sr. went on to play three seasons (1987-88, 1992) in the Arena Football League.

Rodgers' uncle, Gill Byrd, was most recently the cornerbacks coach for the Tampa Bay Buccaneers. His cousin, Jairus Byrd, played safety for the Buffalo Bills from 2009-13 and the New Orleans Saints from 2014-16.

Rodgers' grandfather, Clyde Mashore, played professional baseball for five seasons (1969-73), and his uncle, Damon Mashore, played three seasons in the majors (1996-98).

BIRDSEED

Rodgers attended St. John's (MA) High School, where he was named a Prep Star All-American after leading all Massachusetts Division C-1 players in receiving, sacks and scoring as a senior in 2010. Rodgers caught 65 passes for 1,064 yards (16.4 avg.) and 16 TDs for a 12-1 squad that won the state's Division IA Conference with a 5-0 league mark. At defensive end, he registered 35 tackles, 8.0 sacks, 1 INT, 4 FFs and 2 FRs. Rodgers was also named the Defensive MVP of the Division IA Conference as a junior in 2009 after posting 42 tackles, 3.0 sacks and 4 INTs, including one he returned 75 yards for a TD. Rodgers, who resides in Santa Rosa, CA, majored in American Studies at California.

@richard_rodgers11

TE RICHARD RODGERS 82

2018 GAME-BY-GAME STATISTICS (PHI)										
				RECEIVING					SNAPS	
Date	Opp		GP/S	Rec	Yds	Avg	Lg	TD	No	Pct
ACTIVATED FROM INJURED RESERVE (KNEE) ON 11/16/18										
Nov 18	at NO	L	1/0	0	0	---	--	0	0	0%
Nov 25	NYG	W	1/0	0	0	---	--	0	8	12%
Dec 3	Was	W	1/0	0	0	---	--	0	10	13%
Dec 9	at Dal	L	1/0	0	0	---	--	0	2	4%
Dec 16	at LAR	W	1/0	0	0	---	--	0	4	6%
Dec 23	Hou	W	1/0	1	7	7.0	7	0	13	16%
Dec 30	at Was	W	1/0	0	0	---	--	0	5	7%
Totals			**7/0**	**1**	**7**	**7.0**	**7**	**0**	**42**	**4%**

2016 GAME-BY-GAME STATISTICS (GB)										
				RECEIVING					SNAPS	
Date	Opp		GP/S	Rec	Yds	Avg	Lg	TD	No	Pct
Sep 11	at Jax	W	1/0	1	22	22.0	22	0	25	39%
Sep 18	at Min	L	1/0	2	25	12.5	15	0	36	51%
Sep 25	Det	W	1/1	2	9	4.5	7	1	43	80%
Oct 9	NYG	W	1/1	1	6	6.0	6	0	73	91%
Oct 16	Dal	L	1/0	2	15	7.5	12	0	47	67%
Oct 20	Chi	W	1/1	1	7	7.0	7	0	48	55%
Oct 30	at Atl	L	1/1	0	0	---	--	0	26	42%
Nov 6	Ind	L	1/0	6	64	10.7	22	0	49	71%
Nov 13	at Ten	L	1/1	4	27	6.8	12	0	65	83%
Nov 20	at Was	L	1/0	4	28	7.0	11	0	21	31%
Nov 28	at Phi	W	1/0	0	0	---	--	0	26	37%
Dec 4	Hou	W	1/0	2	16	8.0	9	0	27	47%
Dec 11	Sea	W	1/0	1	8	8.0	8	0	34	58%
Dec 18	at Chi	W	1/1	1	10	10.0	10	0	20	33%
Dec 24	Min	W	1/0	2	20	10.0	13t	1	29	49%
Jan 1	at Det	W	1/0	1	14	14.0	14	0	35	47%
Totals			**16/6**	**30**	**271**	**9.0**	**22**	**2**	**604**	**56%**
PLAYOFFS										
Jan 8	NYG	W	1/0	0	0	---	--	0	25	35%
Jan 15	at Dal	W	1/0	1	34	34.0	34t	1	25	37%
Jan 22	at Atl	L	1/0	0	0	---	--	0	17	25%
Totals			**3/0**	**1**	**34**	**34.0**	**34t**	**1**	**67**	**33%**

2017 GAME-BY-GAME STATISTICS (GB)										
				RECEIVING					SNAPS	
Date	Opp		GP/S	Rec	Yds	Avg	Lg	TD	No	Pct
Sep 10	Sea	W	1/0	0	0	---	--	0	5	6%
Sep 17	at Atl	L	1/0	2	22	11.0	14	0	10	13%
Sep 24	Cin	W	1/0	0	0	---	--	0	10	14%
Sep 28	Chi	W	1/0	0	0	---	--	0	10	18%
Oct 8	at Dal	W	1/0	1	16	16.0	16	0	6	10%
Oct 15	at Min	L	1/0	0	0	---	--	0	11	17%
Oct 22	NO	L	1/0	0	0	---	--	0	6	11%
Nov 6	Det	L	1/0	1	5	5.0	5	0	33	56%
Nov 12	at Chi	W	1/0	1	8	8.0	8	0	32	49%
Nov 19	Bal	L	1/0	1	3	3.0	3	0	37	54%
Nov 26	at Pit	L	1/0	1	25	25.0	25	0	37	67%
Dec 3	TB	W	1/0	1	4	4.0	4	0	29	53%
Dec 10	at Cle	W	1/0	0	0	---	--	0	40	53%
Dec 17	at Car	L	1/1	4	77	19.3	36	1	37	54%
Dec 23	Min	L	1/0	0	0	---	--	0	2	3%
Dec 31	at Det	L	0/0	INACTIVE (SHOULDER)						
Totals			**15/1**	**12**	**160**	**13.3**	**36**	**1**	**305**	**29%**

CAREER HIGHLIGHTS (Continued)

2014 - GREEN BAY PACKERS (16/5, 2/0)

- Played in all 16 games as a rookie and totaled 20 catches for 225 yards and 2 TDs. Became the first Packers rookie TE to play in all 16 games since **Bubba Franks** in 2000
- Posted 5 receptions for 48 yards and 1 TD in the playoffs

COLLEGE HIGHLIGHTS

- Appeared in 35 games (11 starts) during his three seasons at California and finished with 59 receptions for 896 yards (15.2 avg.) and 2 TDs. Played tight end for his first two seasons before moving to inside receiver as a junior in 2013

TRANSACTIONS

2014	Drafted by GB in 3rd round (98th overall)
	Signed 4-year contract
4/4/18	Agreed to terms with PHI on 1-year contract
9/4/18	Placed on Injured Reserve (knee)
11/16/18	Activated from Injured Reserve (knee)

RB BOSTON SCOTT 49

5-6 | 203 Rookie

DOB: Apr. 27, 1995 (Age 23)

Louisiana Tech

D6b-18 (201st overall) by New Orleans
Acquired: PS-NO-18

Originally selected by New Orleans in the 6th round (201st overall) of the 2018 NFL Draft, **Boston Scott** was signed by the Eagles to the 53-man roster in Week 15 of the 2018 season from the Saints practice squad. The Louisiana native played collegiately at Louisiana Tech, where he ran for 1,840 yards and 14 touchdowns and returned kicks on special teams, registering 633 yards on 29 returns.

MOST RUSHING YARDS

LOUISIANA TECH PLAYERS SINCE 2010

Kenneth Dixon	1,299 (2014)
Kenneth Dixon	1,194 (2012)
Lennon Carter	1,181 (2010)
Jarred Craft	1,074 (2016)
Kenneth Dixon	1,070 (2015)
Boston Scott	1,047 (2017)

BIRDSEED

Scott prepped at Zachary (La.) HS as a three-sport athlete, while earning letters in football (3), soccer (4) and track (1). He totaled more than 1,500 multi-purpose yards and 1,000 yards rushing as a running back. Averaged 6.2 yards per carry for the Broncos and scored 17 touchdowns under head coach Neil Weiner. Won the state championship in Powerlifting while at Zachary and served as a member of the Interact Club, Guitar Club and the band.

After beginning his college career as a walk-on, Scott earned a scholarship.

Scott's full name is Boston Nealand Scott. He is the son of Anthony and Shelley Scott, and has one brother, Tony, and one sister, Alana.

COLLEGE HIGHLIGHTS

- Ran for 1,047 yards and 8 TDs, and recorded 20 receptions for 181 yards and 1 TD as a senior in 2017, earning All-Conference USA Honorable Mention honors
- As a junior in 2016, played in all 14 games for the Bulldogs, including one start against UTSA. Recorded 70 carries for 515 yards and 6 TDs, while adding 11 receptions for 125 yards. Enjoyed a career-day in LA Tech's win over Rice with career highs in rushing attempts (15), yards (137) and touchdowns (3). Scored his first career touchdown in the home opener versus SC State. Had 10 kick returns for 199 yards
- Rushed the ball 34 times for 275 yards while returning nine kicks for a total of 251 yards as a sophomore in 2015.
- Ran the ball once for three yards against Western Kentucky as a sophmore in 2014
- Joined the team as a walk-on in 2013

RB BOSTON SCOTT 49

CAREER STATISTICS

			RUSHING					RECEIVING						OFF SNAPS		PUNT RETURNS						KICKOFF RETURNS				
Year	Team	GP/S	Att	Yds	Avg	Lg	TD	Rec	Yds	Avg	Lg	TD	TYS	No	Pct	Ret	FC	Yds	Avg	Lg	TD	Ret	Yds	Avg	Lg	TD
2018	Phi	2/0	0	0	0.0	--	0	0	0	0.0	--	0	0	0	0%	0	0	0	0.0	--	0	4	96	24.0	35	0
Totals		**2/0**	**0**	**0**	**0.0**	**--**	**0**	**0**	**0**	**0.0**	**--**	**0**	**0**	**---**	**---**		**0**	**0**	**0.0**	**--**	**0**	**4**	**96**	**--**	**35**	**0**

CAREER HIGHS

Rush Attempts	--	---
Rushing Yards	--	---
Rushing Long	--	---
Rushing TDs	--	---
Receptions	--	---
Receiving Yards	--	---
Receiving Long	--	---
Receiving TDs	--	---
Kickoff Returns	4	12/23/18 vs Hou
Kickoff Return Yards	96	12/23/18 vs Hou
Kickoff Return Long	35	12/23/18 vs Hou

TRANSACTIONS

2018	Drafted by NO in 6th round (201st overall)
9/5/18	Waived by NO
9/6/18	Cut by NO
9/7/18	Signed by NO to practice squad
12/11/18	Signed by PHI to 53-man roster

2018 GAME-BY-GAME STATISTICS (PHILADELPHIA)

				RUSHING					RECEIVING						SNAPS		PUNT RETURNS						KICKOFF RETURNS				
Date	Opp		GP/S	Att	Yds	Avg	Lg	TD	Rec	Yds	Avg	Lg	TD	TYS	No	Pct	Ret	FC	Yds	Avg	Lg	TD	Ret	Yds	Avg	Lg	TD
SIGNED BY PHILADELPHIA FROM SAINTS PRACTICE SQUAD TO 53-MAN ROSTER (12/11/18)																											
Dec 16	at LAR	W	0/0	INACTIVE																							
Dec 23	Hou	W	1/0	0	0	0.0	--	0	0	0	0.0	--	0	0	0	0%	0	0	0	0.0	--	0	4	96	24.0	35	0
Dec 30	at Was	W	1/0	0	0	0.0	--	0	0	0	0.0	--	0	0	0	0%	0	0	0	0.0	--	0	0	0	0.0	--	0
Totals			**2/0**	**0**	**0**	**0.0**	**--**	**0**	**0**	**0**	**0.0**	**--**	**0**	**0**	**---**	**---**	**0**	**0**	**0**	**0.0**	**--**	**0**	**4**	**96**	**24.0**	**35**	**0**

OL ISAAC SEUMALO 73

6-4 | 303 3rd Year

DOB: Oct. 29, 1993 (Age 25)

Corvallis, Oregon

Corvallis High School

Oregon State
D3-16 (79th overall) by Philadelphia

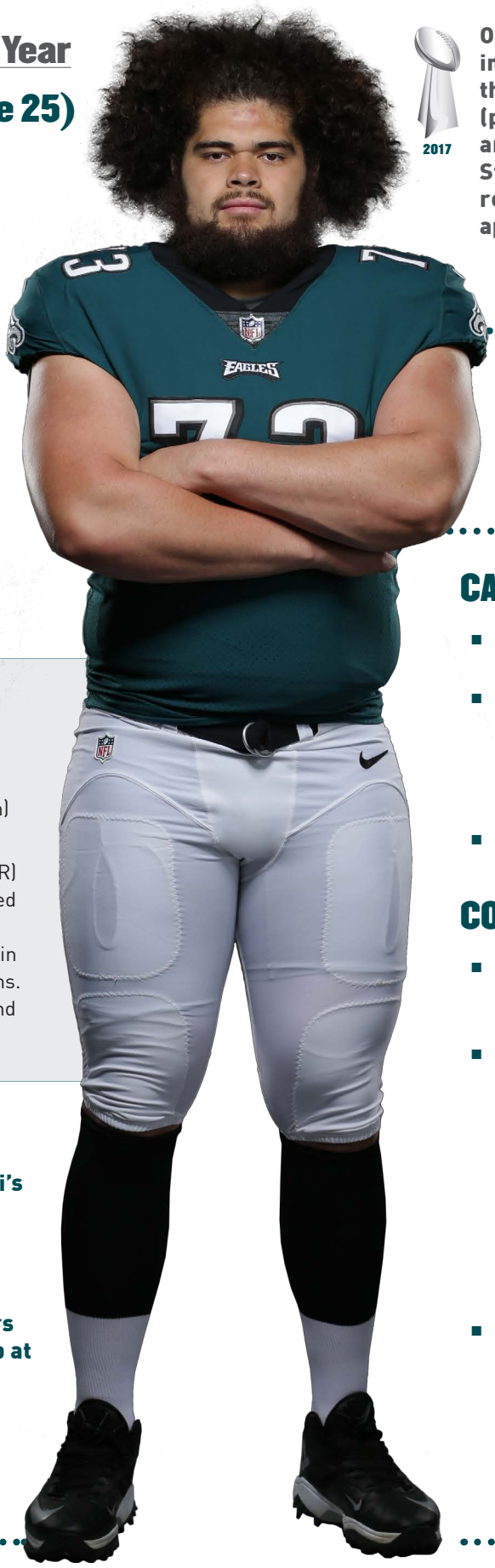

2017

Originally selected by Philadelphia in the 3rd round (79th overall) of the 2016 NFL Draft, **Isaac Seumalo** (pronounced SAY-u-MAH-low) was an All-Pac-12 honoree at Oregon State. He has played a key reserve role on the Eagles offensive line, appearing in 23 games and making 6 starts at three positions in his first two seasons.

In his first two seasons, Seumalo has played in 23 games while making 6 starts at three different positions.

BIRDSEED

Seumalo is the son of Karen and Joe Seumalo and has three brothers (Andrew, Levi and Noah) and one sister (Jessi).

Seumalo prepped at Corvallis (OR) High School, where he was named 5A First-Team All-State as an offensive and defensive lineman in both his junior and senior seasons. He was also an Under Armour and ESPN All-American.

THREE STEP DROP

Favorite sports moment: **Hawaii's 2008 Sugar Bowl season**

If he could play another sport: **Ping pong**

First job: **Delivering newspapers in his neighborhood. Woke up at 3 a.m. to start his route**

Favorite meal: **Hawaiian food**

Favorite TV show: ***It's Always Sunny in Philadelphia***

CAREER HIGHLIGHTS

- Played in a career-high 14 games in 2017, starting 2 games at LG
- Proved to be a key reserve on the offensive line as a rookie in 2016, seeing action in 9 games and starting 4 contests at three different positions (2 at RG, 1 at LG, 1 at RT)
- Made the first start of his career when he opened at RG vs. GB (11/28/16)

COLLEGE HIGHLIGHTS

- Made 37 career starts at Oregon State, opening contests at every position on the offensive line except for left guard
- Sat out the 2014 season recovering from a foot injury, but returned to the field as a redshirt junior in 2015 and went on to start all 12 games for the Beavers (9 at RG, 3 at LT). Prior to the season, was named to the Outland Trophy and Rotary Lombardi Award watch lists and finished the year with All-Pac-12 Honorable Mention and Pac-12 All-Academic First Team honors
- Started 10 games at center and 2 games at RT as a sophomore in 2013, earning Pac-12 All-Conference Second Team honors, while also being named to the Capital One Academic All-District team and the Pac-12 All-Academic First Team

CAREER STATISTICS							
			STARTS			OFF SNAPS	
Year	Team	GP/S	LG	RG	RT	No	Pct
2016	Philadelphia	9/4	1	2	1	335	30%
2017	Philadelphia	14/2	2	0	0	284	25%
2018	Philadelphia	13/9	9	0	0	548	50%
Totals		**36/15**	**12**	**2**	**1**	**---**	**---**
PLAYOFFS							
2017	Philadelphia	3/0	0	0	0	23	11%
Totals		**3/0**	**0**	**0**	**0**	**---**	**---**

FOOTBALL IS FAMILY

Seumalo's father, Joe, played college football at Hawaii and is currently the defensive line coach at San Jose State. Prior to coaching, Joe played professionally in NFL Europe and the Canadian Football League.

Joe Seumalo and Eagles head coach Doug Pederson were teammates in 1995 with the Rhein Fire.

Seumalo's brother, Andrew, is the defensive line coach at Lafayette (PA) College and played DT for OSU from 2009-2012. Isaac and Andrew teamed up for one season when Isaac was a freshman and Andrew was a senior.

Seumalo's sister, Jessi, played volleyball for the Beavers and is a football recruiting assistant at her alma mater.

COLLEGE HIGHLIGHTS (Continued)

- In 2012, became the first freshman starting center for Oregon State since **Roger Levasa** in 1978. Was just one of two true freshmen in the country to start their team's season opener at center. Earned All-Pac-12 honorable mention and was named Freshman All-America by *Phil Steele* and *CBSSports.com*

TRANSACTIONS

2016 Drafted by PHI in 3rd round (79th overall)
Signed 4-year contract

RB WENDELL SMALLWOOD 28

5-10 | 208 3rd Year

DOB: Jan. 20, 1994 (Age 24)

Elkton, Maryland

Eastern Christian Academy

West Virginia
D5a-16 (153rd overall)
by Philadelphia

2017

A native of Wilmington, DE, **Wendell Smallwood** was selected by the Eagles in the 5th round (153rd overall) of the 2016 NFL Draft. Smallwood was an All-Big 12 honoree at West Virginia, where he rushed for the 4th-most yards (1,519) in single-season school history as a junior in 2015.

KICKOFF RETURN AVG.

NFL PLAYERS (2016-17)

Alvin Kamara	31.5
Marqise Lee	30.3
Cordarrelle Patterson	30.2
Bobby Rainey	28.5
Jordan Todman	28.1
Tyreek Hill	27.4
Wendell Smallwood	27.2

(min. 10 kickoff returns)

MOST RUSHING YARDS

WEST VIRGINIA SINGLE-SEASON HISTORY

1,744	Steve Slaton (2006)
1,710	Avon Cobourne (2002)
1,589	Amos Zereoue (1997)
1,519	W. Smallwood (2015)

THREE STEP DROP

First job: Counselor at the YMCA

Favorite quote: "Do you not know that in a race all the runners run, but only one gets the prize? Run in such a way as to get the prize." - Corinthians 9:24

If he could play another sport, what position: Shooting guard, Philadelphia 76ers

Player he models his game after: Marshall Faulk

Three favorite throwback jerseys: Brian Westbrook, Philadelphia Eagles; Michael Vick, Atlanta Falcons; Michael Jordan, North Carolina

CAREER HIGHLIGHTS

2018 - PHILADELPHIA EAGLES (16/6)

- Set regular-season career highs in the following categories: rushing attempts (87), rushing yards (364), yards per rush (4.2), rushing TDs (3), receptions (28), receiving yards (230), receiving TDs (2) and total yards from scrimmage (594)
- Produced his 1st-career multi-rushing TD performance in a win at LAR (12/16/18). Rushed for a 9-yard TD that gave the Eagles a 20-13 lead and a 4-yard TD (following an INT by **Corey Graham**) that put Philadelphia up by a 30-13 score.
- Hauled in a career-long 36-yard receiving TD from **Carson Wentz** to give the Eagles a 17-6 advantage in the 3rd quarter at Jax. (10/28/18)
- Recorded the 1st receiving TD and 2-point conversion (run) of his career to bring the Eagles within a TD, 20-14, in the 4th quarter vs. Min. (10/7/18)

RB WENDELL SMALLWOOD 28

CAREER STATISTICS																				
			RUSHING					RECEIVING						OFF SNAPS		KICK RETURNS				
Year	Team	GP/S	Att	Yds	Avg	Lg	TD	Rec	Yds	Avg	Lg	TD	TYS	No	Pct	Ret	Yds	Avg	Lg	TD
2016	Philadelphia	13/3	77	312	4.1	19	1	6	55	9.2	18	0	367	164	16%	9	261	29.0	86t	1
2017	Philadelphia	8/3	47	174	3.7	26	1	13	103	7.9	24	0	277	172	15%	4	93	23.3	28	0
2018	Philadelphia	16/6	87	364	4.2	15	3	28	230	8.2	36t	2	594	323	30%	2	33	16.5	17	0
Totals		**37/12**	**211**	**850**	**4.0**	**26**	**5**	**47**	**388**	**8.3**	**36t**	**2**	**1238**	**---**	**---**	**15**	**387**	**25.8**	**86t**	**1**
PLAYOFFS																				
2017	Philadelphia	0/0	0	0	---	--	0	0	0	---	--	0	0	0	0%	0	0	---	--	0
Totals		**0/0**	**0**	**0**	**---**	**--**	**0**	**0**	**0**	**---**	**--**	**0**	**0**	**---**	**---**	**0**	**0**	**---**	**--**	**0**
ADDITIONAL STATISTICS																				
Fumbles/Lost: 1/1 - *2016 (1/1)* **Special Teams Tackles:** 4 - *2018 (2); 2016 (2)*																				

CAREER HIGHLIGHTS (Continued)

- Capped off a 17-play, 11:18 drive with a 4-yard rushing TD to put the team ahead, 20-16, late in the 4th quarter vs. Ind. (9/23/18). Finished the day with 56 rushing yards on 10 carries (5.6 avg.) and 35 receiving yards on 3 receptions (11.7 avg.)

2017 - PHILADELPHIA EAGLES (8/3, 0/0)

- Posted a career-high-tying 4 receptions for a career-high 45 yards and recorded his 2nd career rushing TD at LAC (10/1/17)
- Rushed 12 times for a team-high 71 rushing yards (5.9 avg.) vs. NYG (9/24/17), marking the 2nd-highest single-game total of his career (79 yards on 9/25/16 vs. Pit.)

2016 - PHILADELPHIA EAGLES (13/3)

- Registered his first-career kickoff return TD (86 yards) at Was. (10/16/16), becoming the first Eagles rookie RB to do so since **Derrick Witherspoon** on 12/17/95 vs. Arizona (86 yards)
- Smallwood and **Josh Huff** (98-yard TD vs. Min. on 10/23/16) became the first duo in Eagles history and NFL's fifth since 1970 to produce kickoff return TDs in consecutive weeks
- Rushed for a career-high 79 yards on 17 carries (4.6 avg.) and recorded the first TD of his NFL career vs. Pit. (9/25/16). His 79 rushing yards were the most by an Eagles rookie since **Bryce Brown** on 12/2/12 at Dal. (169 yards)

COLLEGE HIGHLIGHTS

- Appeared in 38 games (22 starts) and finished his three-year college career with 425 carries for 2,462 yards (5.8 avg.) and 12 TDs. Ended his West Virginia career ranked 9th all-time on the school's rushing list
- Compiled 68 career receptions for 618 yards (9.1 avg.), finishing 5th all-time among RBs in school history in both receptions and receiving yards
- In 2015, led the Big 12 in rushing yards with the 4th-highest single-season total in school history (1,519). Was named second-team All-Big 12 by the *Associated Press*

TRANSACTIONS

2016 Drafted by PHI in 5th round (153rd overall)
Signed 4-year contract
12/12/16 Placed on Injured Reserve (knee)

CAREER HIGHS		
Rush Attempts	18	10/11/18 at NYG
Rushing Yards	79	9/25/16 vs. Pit.
Rushing Long	26	11/5/17 vs. Den.
Rushing TDs	2	12/16/18 at LAR
Receptions	4	4x, last: 12/30/18 at Was.
Receiving Yards	45	10/1/17 at LAC
Receiving Long	36t	10/28/18 at Jax.
Receiving TDs	1	2x, last: 10/28/18 at Jax.
Scrimmage Yards	91	9/23/18 vs. Ind.
Offensive TDs	2	12/16/18 at LAR
Kick Returns	2	5x, last: 9/23/18 vs. Ind.
Kick Return Yards	86	10/16/16 at Was.
Kick Return Long	86t	10/16/16 at Was.

RB WENDELL SMALLWOOD 28

2018 GAME-BY-GAME STATISTICS (PHILADELPHIA)																					
				RUSHING					RECEIVING						SNAPS		KICK RETURNS				
Date	**Opp**		**GP/S**	**Att**	**Yds**	**Avg**	**Lg**	**TD**	**Rec**	**Yds**	**Avg**	**Lg**	**TD**	**TYS**	**No**	**Pct**	**Ret**	**Yds**	**Avg**	**Lg**	**TD**
Sep 6	Atl	W	1/0	0	0	---	--	0	0	0	---	--	0	0	1	1%	0	0	---	--	0
Sep 16	at TB	L	1/0	7	28	4.0	8	0	1	2	2.0	2	0	30	24	30%	0	0	---	--	0
Sep 23	Ind	W	1/1	10	56	5.6	11	1	3	35	11.7	34	0	91	29	35%	2	33	16.5	17	0
Sep 30	at Ten	L	1/0	5	39	7.8	15	0	3	15	5.0	11	0	54	36	46%	0	0	---	--	0
Oct 7	Min	L	1/0	3	27	9.0	13	0	3	44	14.7	23	1	71	29	49%	0	0	---	--	0
Oct 11	at NYG	W	1/1	18	51	2.8	8	0	1	0	0.0	0	0	51	44	62%	0	0	---	--	0
Oct 21	Car	L	1/1	9	32	3.6	10	0	2	5	2.5	7	0	37	35	52%	0	0	---	--	0
Oct 28	at Jax	W	1/1	8	24	3.0	10	0	2	42	21.0	36t	1	66	31	50%	0	0	---	--	0
Nov 11	Dal	L	1/1	2	4	2.0	3	0	3	30	10.0	18	0	34	21	34%	0	0	---	--	0
Nov 18	at NO	L	1/0	1	-4	-4.0	-4	0	0	0	---	--	0	-4	4	8%	0	0	---	--	0
Nov 25	NYG	W	1/0	0	0	---	--	0	0	0	---	--	0	0	1	2%	0	0	---	--	0
Dec 3	Was	W	1/0	0	0	---	--	0	0	0	---	--	0	0	2	3%	0	0	---	--	0
Dec 9	at Dal	L	1/0	1	3	3.0	3	0	0	0	---	--	0	3	4	8%	0	0	---	--	0
Dec 16	at LAR	W	1/0	10	48	4.8	11	2	2	9	4.5	5	0	57	20	31%	0	0	---	--	0
Dec 23	Hou	W	1/0	1	3	3.0	3	0	4	24	6.0	10	0	27	16	20%	0	0	---	--	0
Dec 30	at Was	W	1/1	12	53	4.4	13	0	4	24	6.0	9	0	77	26	37%	0	0	---	--	0
Totals			**16/6**	**87**	**364**	**4.2**	**15**	**3**	**28**	**230**	**8.2**	**36t**	**2**	**594**	**323**	**30%**	**2**	**33**	**16.5**	**17**	**0**

ALWAYS AN EAGLE

Smallwood grew up a fan of the Philadelphia Eagles in nearby Wilmington, DE. One of his favorite games he attended was the Eagles-Packers playoff game on January 11, 2004, when he witnessed the Eagles' 4th-and-26 conversion that led to a comeback win in overtime.

Smallwood's favorite all-time Eagle was Duce Staley, who now serves as his position coach. "I was star-struck at the combine after meeting him. I even asked for a picture with him."

BIRDSEED

Smallwood, who majored in criminology with a minor in communications at West Virginia, is the son of Nichelle Barber and Wendell Smallwood. Smallwood owns a pit bull named Prince.

Smallwood began playing football as a fullback and guard for the Claymont (DE) Falcons as a 7-year-old. He played his first three high school seasons at Red Lion Christian Academy in Bear, DE, before finishing high school at Eastern Christian Academy in Elkton, MD.

@WSmallwood28 @weetwiththe_wam

RB DARREN SPROLES 43

5-6 | 190 14th Year

DOB: June 20, 1983 (Age 35)

Olathe, Kansas

Olathe North High School

Kansas State

D4-05 (130th overall) by San Diego

Acquired: T-NO-14

2017

2017 Pro Bowl · 2016 Pro Bowl · 2015 Pro Bowl · AP 2015

One of the most versatile weapons in the NFL, **Darren Sproles** was originally acquired by the Eagles in a trade with the Saints in 2014. The three-time Pro Bowler is the only player in NFL history to record 30+ receiving TDs (32), 20+ rushing TDs (23), 1+ kickoff return TD (2) and 1+ punt return TD (7). Sproles also leads all active players and ranks 6th all-time with 19,520 career all-purpose yards.

THREE STEP DROP

If he could play another sport, what position/team: **Point guard, Chicago Bulls**

Talent he'd most like to have: **Ability to play drums**

If he could be any superhero: **Batman**

Actor that would play him in a movie: **Omar Epps**

Left starstruck: **Meeting Michael Jordan at NBA All-Star Weekend in Houston**

Favorite hobby: **Golfing**

Favorite meal: **Grandma's fried chicken**

Favorite TV show: ***The Wire***

First job: **Working on the assembly line at Culligan Water**

Three favorite throwback jerseys: **LaDainian Tomlinson, San Diego Chargers; Steve Atwater, Denver Broncos; Marshall Faulk, St. Louis Rams**

MOST CAREER ALL-PURPOSE YARDS

NFL HISTORY

JERRY RICE 23,546

BRIAN MITCHELL 23,330

WALTER PAYTON 21,803

EMMITT SMITH 21,564

TIM BROWN 19,682

DARREN SPROLES 19,520

MARSHALL FAULK 19,190

STEVE SMITH SR. 19,180

Sproles is the only player in NFL history with ...

30+ receiving TDs
20+ rushing TDs
1+ kickoff return TD
1+ punt return TD

RB DARREN SPROLES 43

CAREER STATISTICS

			RUSHING					RECEIVING						OFF SNAPS		PUNT RETURNS						KICKOFF RETURNS				
Year	**Team**	**GP/S**	**Att**	**Yds**	**Avg**	**Lg**	**TD**	**Rec**	**Yds**	**Avg**	**Lg**	**TD**	**TYS**	**No**	**Pct**	**Ret**	**FC**	**Yds**	**Avg**	**Lg**	**TD**	**Ret**	**Yds**	**Avg**	**Lg**	**TD**
2005	SD	15/0	8	50	6.3	21	0	3	10	3.3	6	0	60	N/A	N/A	18	5	108	6.0	23	0	63	1528	24.3	58	0
2006	SD	0/0	PLACED ON INJURED RESERVE (ANKLE) ON 8/31/06																							
2007	SD	15/0	37	164	4.4	34	2	10	31	3.1	14	0	195	N/A	N/A	24	2	229	9.5	45t	1	37	1008	27.2	89t	1
2008	SD	16/0	61	330	5.4	37	1	29	342	11.8	66t	5	672	N/A	N/A	22	12	249	11.3	43	0	53	1376	26.0	103t	1
2009	SD	16/2	93	343	3.7	21	3	45	497	11.0	81t	4	840	N/A	N/A	26	12	183	7.0	77t	1	54	1300	24.1	66	0
2010	SD	16/3	50	267	5.3	34	0	59	520	8.8	57t	2	787	N/A	N/A	24	11	166	6.9	16	0	51	1257	24.6	45	0
2011	NO	16/4	87	603	6.9	36	2	86	710	8.3	39	7	1313	N/A	N/A	29	19	294	10.1	72t	1	40	1089	27.2	92	0
2012	NO	13/6	48	244	5.1	47	1	75	667	8.9	44	7	911	444	40%	23	14	183	8.0	37	0	18	483	26.8	48	0
2013	NO	15/4	53	220	4.2	38	2	71	604	8.5	48	2	824	357	32%	29	21	194	6.7	28	0	12	225	21.3	32	0
2014	Phi	15/0	57	329	5.8	49t	6	40	387	9.7	57	0	716	337	29%	39	16	506	13.0	82t	2	1	15	15.0	15	0
2015	Phi	16/4	83	317	3.8	27	3	55	388	7.1	35t	1	705	394	34%	38	18	446	11.7	89t	2	1	20	20.0	20	0
2016	Phi	15/5	94	438	4.7	25t	2	52	427	8.2	73t	2	865	511	45%	17	13	224	13.2	66	0	1	19	19.0	19	0
2017	Phi	3/0	15	61	4.1	12	0	7	73	10.4	16	0	134	88	8%	1	5	10	10.0	10	0	0	0	---	--	0
2018	Phi	6/2	29	120	4.1	17	1	15	160	10.7	37t	2	280	145	13%	10	9	83	8.3	14	0	1	2	2.0	2	0
Totals		**177/30**	**715**	**3486**	**4.9**	**49t**	**23**	**547**	**4816**	**8.8**	**81t**	**32**	**8302**	**---**	**---**	**300**	**157**	**2875**	**9.6**	**89t**	**7**	**332**	**8352**	**25.2**	**103t**	**2**

PLAYOFFS

2006	SD	0/0	PLACED ON INJURED RESERVE (ANKLE) ON 8/31/06																							
2007	SD	3/0	4	35	8.8	26	0	3	61	20.3	56t	1	96	N/A	N/A	5	2	28	5.6	13	0	10	223	22.3	30	0
2008	SD	2/1	33	120	3.6	22t	2	10	136	13.6	62t	1	256	N/A	N/A	5	0	76	15.2	28	0	9	270	30.0	63	0
2009	SD	1/0	3	33	11.0	22	0	3	30	10.0	19	0	63	N/A	N/A	2	1	3	1.5	3	0	2	44	22.0	27	0
2011	NO	2/2	13	54	4.2	17t	2	19	152	8.0	44t	1	206	N/A	N/A	5	2	33	6.6	13	0	4	92	23.0	28	0
2013	NO	2/0	7	31	4.4	13	0	9	63	7.0	14	0	94	62	42%	3	2	31	10.3	14	0	6	141	23.5	39	0
2017	Phi	0/0	PLACED ON INJURED RESERVE (KNEE) ON 9/25/17																							
Totals		**10/3**	**60**	**273**	**4.6**	**26**	**4**	**44**	**442**	**10.0**	**62t**	**3**	**715**	**-**	**-**	**20**	**7**	**171**	**8.6**	**28**	**0**	**31**	**770**	**24.8**	**63**	**0**

ADDITIONAL STATISTICS

Fumbles/Lost: 21/12 - *2017 (1/1); 2016 (1/0); 2015 (2/0); 2014 (2/1); 2013 (2/2); 2010 (3/3); 2009 (3/1); 2008 (3/2); 2007 (1/0); 2005 (3/2)*

CAREER HIGHS

Rush Attempts	25	12/16/07 vs. Det.	**Scrimmage Yards**	178	9/15/14 at Ind.
Rushing Yards	122	12/16/07 vs. Det.	**Kickoff Returns**	8	10/26/08 at NO
Rushing Long	49t	9/7/14 vs. Jax.	**Kickoff Return Yards**	201	10/26/08 at NO
Rushing TDs	2	4x, last: 1/7/12 vs. Det. (WC)	**Kickoff Return Long**	103t	9/14/08 at Den.
Receptions	15	1/14/12 at SF (Div.)	**Punt Returns**	7	11/15/15 vs. Mia.
Receiving Yards	152	9/15/14 at Ind.	**Punt Return Yards**	115	12/6/15 at NE
Receiving Long	81t	9/20/09 vs. Bal.	**Punt Return Long**	89t	9/27/15 at NYJ
Receiving TDs	2	12/4/08 vs. Oak.	**All-Purpose Yards**	278	9/20/09 vs. Bal.

RB DARREN SPROLES 43

2018 GAME-BY-GAME STATISTICS (PHILADELPHIA)

				RUSHING					RECEIVING						SNAPS		PUNT RETURNS						KICKOFF RETURNS				
Date	**Opp**		**GP/S**	**Att**	**Yds**	**Avg**	**Lg**	**TD**	**Rec**	**Yds**	**Avg**	**Lg**	**TD**	**TYS**	**No**	**Pct**	**Ret**	**FC**	**Yds**	**Avg**	**Lg**	**TD**	**Ret**	**Yds**	**Avg**	**Lg**	**TD**
Sep 6	Atl	W	1/1	5	10	2.0	5	0	4	22	5.5	9	0	32	29	40%	3	1	29	9.7	12	0	0	0	---	--	0
Sep 16	at TB	L	0/0	INACTIVE (HAMSTRING)																							
Sep 23	Ind	W	0/0	INACTIVE (HAMSTRING)																							
Sep 30	at Ten	L	0/0	INACTIVE (HAMSTRING)																							
Oct 7	Min	L	0/0	INACTIVE (HAMSTRING)																							
Oct 11	at NYG	W	0/0	INACTIVE (HAMSTRING)																							
Oct 21	Car	L	0/0	INACTIVE (HAMSTRING)																							
Oct 28	at Jax	W	0/0	INACTIVE (HAMSTRING)																							
Nov 11	Dal	L	0/0	INACTIVE (HAMSTRING)																							
Nov 18	at NO	L	0/0	INACTIVE (HAMSTRING)																							
Nov 25	NYG	W	0/0	INACTIVE (HAMSTRING)																							
Dec 3	Was	W	1/0	4	22	5.5	14t	1	0	0	---	--	0	22	9	12%	3	3	19	6.3	14	0	0	0	---	--	0
Dec 9	at Dal	L	1/0	1	2	2.0	2	0	3	34	11.3	25	1	36	22	42%	1	0	9	9.0	9	0	0	0	---	--	0
Dec 16	at LAR	W	1/0	3	30	10.0	17	0	3	16	5.3	6	0	46	20	31%	1	2	13	13.0	13	0	1	2	2.0	2	0
Dec 23	Hou	W	1/1	9	32	3.6	16	0	3	76	25.3	37t	1	108	38	46%	1	1	11	11.0	11	0	0	0	---	--	0
Dec 30	at Was	W	1/0	7	24	3.4	11	0	2	12	6.0	12	0	36	27	38%	1	2	2	2.0	2	0	0	0	---	--	0
Totals			**6/2**	**29**	**120**	**4.1**	**17**	**1**	**15**	**160**	**10.7**	**37t**	**2**	**280**	**145**	**13%**	**10**	**9**	**83**	**8.3**	**14**	**0**	**1**	**2**	**2.0**	**2**	**0**

MOTHER KNOWS BEST

Sproles credits his late mother, Annette, for helping him become the person he is today. Annette bravely fought cancer for five years after being diagnosed in 2000. Even though Sproles was recruited by several schools to play football, he chose to attend Kansas State to be close to his mother.

"I wanted to be near her for my family. I wanted it to be easy for her to see my games if she wanted to go. She was a true fighter. I miss her every day."

When Annette passed away in 2004, Sproles honored a promise to his mother to return to school his senior year to complete his degree in criminal justice. "My mom is my hero. She kept me focused on the right things."

SPROLES EMPOWERED YOUTH

The **Sproles Empowered Youth Foundation** is a non-profit organization founded in 2011 that is designed to benefit underserved youth and empower teen boys and girls with life skills that will encourage them to become successful and responsible adults. For more information on Sproles Empowered Youth, please visit **SprolesEmpoweredYouth.org**.

HIGH SCHOOL STANDOUT

Sproles was a two-time all-state, all-metro and all-league selection at Olathe High School, where he finished his career with 79 TDs and 5,230 rushing yards. As a senior, he was named Kansas Player of the Year by *USA Today* and earned a spot in the Kansas Hall of Fame after helping lead the school to its fourth state championship in five years.

BIRDSEED

Sproles is the son of Larry and Annette Sproles. He also has a younger brother, Terrance. Sproles and his wife, Michel, have two daughters: Devyn and Rhyan. Sproles' father, Larry, played at MidAmerica Nazarene University. "My dad had the same build as me, same type of player. He was shifty, quick and did a lot of things just like me."

@DarrenSproles @dsproles43

RB DARREN SPROLES 43

2017 GAME-BY-GAME STATISTICS (PHILADELPHIA)

				RUSHING					RECEIVING						SNAPS		PUNT RETURNS						KICKOFF RETURNS				
Date	**Opp**		**GP/S**	**Att**	**Yds**	**Avg**	**Lg**	**TD**	**Rec**	**Yds**	**Avg**	**Lg**	**TD**	**TYS**	**No**	**Pct**	**Ret**	**FC**	**Yds**	**Avg**	**Lg**	**TD**	**Ret**	**Yds**	**Avg**	**Lg**	**TD**
Sep 10	at Was	W	1/0	2	2	1.0	2	0	5	43	8.6	15	0	45	33	49%	0	2	0	---	--	0	0	0	---	--	0
Sep 17	at KC	L	1/0	10	48	4.8	12	0	2	30	15.0	16	0	78	50	69%	1	2	10	10.0	10	0	0	0	---	--	0
Sep 24	NYG	W	1/0	3	11	3.7	11	0	0	0	---	--	0	11	5	7%	0	1	0	---	--	0	0	0	---	--	0
PLACED ON INJURED RESERVE (KNEE) ON 9/25/17																											
Totals			**3/0**	**15**	**61**	**4.1**	**12**	**0**	**7**	**73**	**10.4**	**16**	**0**	**134**	**88**	**8%**	**1**	**5**	**10**	**10.0**	**10**	**0**	**0**	**0**	**---**	**--**	**0**

2016 GAME-BY-GAME STATISTICS (PHILADELPHIA)

				RUSHING					RECEIVING						SNAPS		PUNT RETURNS						KICKOFF RETURNS				
Date	**Opp**		**GP/S**	**Att**	**Yds**	**Avg**	**Lg**	**TD**	**Rec**	**Yds**	**Avg**	**Lg**	**TD**	**TYS**	**No**	**Pct**	**Ret**	**FC**	**Yds**	**Avg**	**Lg**	**TD**	**Ret**	**Yds**	**Avg**	**Lg**	**TD**
Sep 11	Cle	W	1/1	5	12	2.4	6	0	2	24	12.0	15	0	36	38	49%	4	1	59	14.8	40	0	1	19	19.0	19	0
Sep 19	at Chi	W	1/1	12	40	3.3	14	0	2	8	4.0	6	0	48	41	57%	0	3	0	---	--	0	0	0	---	--	0
Sep 25	Pit	W	1/0	2	-1	-0.5	0	0	6	128	21.3	73t	1	127	24	48%	2	0	16	8.0	14	0	0	0	---	--	0
Oct 9	at Det	L	1/0	5	45	9.0	15	0	4	23	5.8	11	0	68	34	56%	1	0	6	6.0	6	0	0	0	---	--	0
Oct 16	at Was	L	1/0	4	20	5.0	11	0	1	4	4.0	4	0	24	23	44%	3	0	31	10.3	14	0	0	0	---	--	0
Oct 23	Min	W	1/0	3	26	8.7	17	0	2	23	11.5	19	0	49	26	45%	0	1	0	---	--	0	0	0	---	--	0
Oct 30	at Dal	L	1/0	15	86	5.7	19	0	5	17	3.4	12	0	103	63	81%	2	1	9	4.5	9	0	0	0	---	--	0
Nov 6	at NYG	L	1/1	13	57	4.4	17	0	3	14	4.7	6	0	71	60	80%	2	1	76	38.0	66	0	0	0	---	--	0
Nov 13	Atl	W	1/0	2	19	9.5	11	0	8	57	7.1	12	0	76	31	39%	0	3	0	---	--	0	0	0	---	--	0
Nov 20	at Sea	L	1/1	2	15	7.5	8	0	1	6	6.0	6	0	21	10	13%	1	1	15	15.0	15	0	0	0	---	--	0
Nov 28	GB	L	1/0	3	6	2.0	3	0	5	48	9.6	17	0	54	31	53%	0	0	0	---	--	0	0	0	---	--	0
Dec 4	at Cin	L	1/0	7	14	2.0	5	1	6	35	5.8	8	0	49	44	55%	1	0	7	7.0	7	0	0	0	---	--	0
Dec 11	Was	L	1/0	5	27	5.4	8	0	2	13	6.5	9	1	40	30	38%	1	0	5	5.0	5	0	0	0	---	--	0
Dec 18	at Bal	L	0/0	INACTIVE (CONCUSSION)																							
Dec 22	NYG	W	1/0	7	40	5.7	25t	1	2	23	11.5	17	0	63	27	48%	0	1	0	---	--	0	0	0	---	--	0
Jan 1	Dal	W	1/1	9	32	3.6	11	0	3	4	1.3	11	0	36	29	38%	0	1	0	---	--	0	0	0	---	--	0
Totals			**15/5**	**94**	**438**	**4.7**	**25t**	**2**	**52**	**427**	**8.2**	**73t**	**2**	**865**	**511**	**45%**	**17**	**13**	**224**	**13.2**	**66**	**0**	**1**	**19**	**19.0**	**19**	**0**

CAREER HIGHLIGHTS

- Is the only player in NFL history with 30+ receiving TDs (32), 20+ rushing TDs (23), 1+ kickoff return TD (2) and 1+ punt return TD (7). Overall, is one of just eight players to post 30+ receiving TDs and 20+ rushing TDs
- Leads all active NFL players and ranks 6th all-time with 19,520 career all-purpose yards, behind **Jerry Rice** (23,546, 1985-2004), **Brian Mitchell** (23,330, 1990-2003), **Walter Payton** (21,803, 1975-87), **Emmitt Smith** (21,564, 1990-2004) and **Tim Brown** (19,682, 1988-2004)
- Is one of just two players in NFL history to record 500+ receptions (547), 500+ rush attempts (715) and 500+ kickoff and punt returns (632), joining **Eric Metcalf** (1989-2002)
- His 9 career return TDs (7 punt returns, 2 kickoff returns) are tied for the 6th-most in NFL history, behind **Devin Hester** (19, 2006-present), **Brian Mitchell** (13, 1990-2003), **Dante Hall** (12, 2000-08), **Eric Metcalf** (12, 1989-2002) and **Josh Cribbs** (11, 2005-14)

2015 GAME-BY-GAME STATISTICS (PHILADELPHIA)

				RUSHING					RECEIVING						SNAPS		PUNT RETURNS						KICKOFF RETURNS				
Date	Opp		GP/S	Att	Yds	Avg	Lg	TD	Rec	Yds	Avg	Lg	TD	TYS	No	Pct	Ret	FC	Yds	Avg	Lg	TD	Ret	Yds	Avg	Lg	TD
Sep 14	at Atl	L	1/0	5	50	10.0	27	0	7	76	10.9	24	0	126	25	34%	3	0	25	8.3	15	0	0	0	---	--	0
Sep 20	Dal	L	1/0	1	-4	-4.0	-4	0	4	23	5.8	11	0	19	16	26%	2	2	20	10.0	15	0	0	0	---	--	0
Sep 27	at NYJ	W	1/1	11	17	1.5	12	1	4	19	4.8	9	0	36	33	45%	3	2	89	29.7	89t	1	0	0	---	--	0
Oct 4	at Was	L	1/1	4	17	4.3	11	0	0	0	--	--	0	17	22	39%	1	2	45	45.0	45	0	0	0	---	--	0
Oct 11	NO	W	1/0	5	27	5.4	14	0	1	10	10.0	10	0	37	25	30%	0	1	0	---	--	0	0	0	---	--	0
Oct 19	NYG	W	1/1	2	4	2.0	4	0	1	3	3.0	3	0	7	24	31%	4	1	25	6.3	13	0	0	0	---	--	0
Oct 25	at Car	L	1/0	3	9	3.0	6	0	5	31	6.2	9	0	40	28	34%	1	2	2	2.0	2	0	0	0	---	--	0
Nov 8	at Dal	W	1/0	5	23	4.6	8	0	2	3	1.5	7	0	26	22	30%	0	3	0	---	--	0	0	0	---	--	0
Nov 15	Mia	L	1/0	3	0	0.0	2	0	5	34	6.8	10	0	34	17	18%	7	0	57	8.1	16	0	1	20	20.0	20	0
Nov 22	TB	L	1/0	6	21	3.5	7	0	3	38	12.7	35t	1	59	29	41%	2	0	6	3.0	7	0	0	0	---	--	0
Nov 26	at Det	L	1/0	2	4	2.0	5	0	4	21	5.3	16	0	25	19	32%	2	2	3	1.5	5	0	0	0	---	--	0
Dec 6	at NE	W	1/1	15	66	4.4	13	0	4	34	8.5	16	0	100	35	57%	5	0	115	23.0	83t	1	0	0	---	--	0
Dec 13	Buf	W	1/0	7	41	5.9	15	1	2	4	2.0	3	0	44	27	35%	4	1	47	11.8	28	0	0	0	---	--	0
Dec 20	Ari	L	1/0	6	9	1.5	3	0	3	16	5.3	6	0	25	30	47%	2	1	12	6.0	6	0	0	0	---	--	0
Dec 26	Was	L	1/0	5	9	1.8	8	0	7	56	8.0	14	0	65	31	38%	2	1	0	0.0	0	0	0	0	---	--	0
Jan 3	at NYG	W	1/0	3	24	8.0	13	1	3	20	6.7	14	0	44	11	17%	0	0	0	---	--	0	0	0	---	--	0
Totals			**16/4**	**83**	**317**	**3.8**	**27**	**3**	**55**	**388**	**7.1**	**35t**	**1**	**705**	**394**	**34%**	**38**	**18**	**446**	**11.7**	**89t**	**2**	**1**	**20**	**20.0**	**20**	**0**

MULTI-TOUCHDOWN GAMES (14)

Date	Opponent	Rush	Rec	Ret	Total
12/25/09	at Ten. (W, 42-17) (WC)	2	1	0	3
9/27/15	at NYJ (W, 24-17)	1	0	1	2
11/10/14	vs. Car. (W, 45-21)	1	0	1	2
11/10/13	vs. Dal. (W, 49-17)	1	1	0	2
9/30/13	vs. Mia. (W, 38-17)	1	1	0	2
12/9/12	at NYG (L, 27-52)	1	1	0	2
1/7/12	vs. Det. (WC) (W, 45-28)	2	0	0	2
10/23/11	vs. Ind. (W, 62-7)	1	1	0	2
1/3/09	vs. Ind. (WC) (W, 23-17)	2	0	0	2
12/28/08	vs. Den. (W, 52-21)	1	1	0	2
12/4/08	vs. Oak. (W, 34-7)	0	2	0	2
9/14/08	at Den. (L, 38-39)	0	1	1	2
12/16/07	vs. Det. (W, 51-14)	2	0	0	2
11/11/07	vs. Ind. (W, 23-21)	0	0	2	2

CAREER HIGHLIGHTS (Continued)

- Is tied for the 7th-most punt return TDs (7) in NFL history, behind **Devin Hester** (14, 2006-16), **Eric Metcalf** (10, 1989-2002), **Brian Mitchell** (9, 1993-2003), **Jack Christiansen** (8, 1951-58), **Desmond Howard** (8, 1992-2002) and **Rick Upchurch** (8, 1975-83)
- Is tied with **DeSean Jackson** (2008-13) for the most punt return TDs (4) in Eagles history
- Ranks 7th in NFL history with 11,225 combined kickoff and punt return yards, trailing only **Brian Mitchell** (19,013, 1990-2003), **Allen Rossum** (15,003, 1998-2009), **Josh Cribbs** (13,488, 2005-14), **Mel Gray** (13,003, 1986-97), **Glyn Milburn** (12,772, 1993-2001) and **Dante Hall** (12,397, 2000-08)
- Is one of just four players in NFL history to record a rushing TD and punt return TD in the same game multiple times, joining **Gale Sayers** (12/3/67 and 12/12/65), **Curly Oden** (1926) and **Ockie Anderson** (1921)

2018 - PHILADELPHIA EAGLES (5/2)

- Combined for 119 all-purpose yards in the 32-30 win vs. Hou. (12/23/18). Caught a 37-yard TD pass from **Nick Foles** on fourth-and-2 to give the Eagles a 7-0 lead in the first quarter. Marked the longest receiving TD by an Eagle on fourth down since **Brian Dawkins**' 57-yard TD catch on a fake punt (thrown by **Brian Mitchell**) on 9/29/02 vs. Houston
- Caught a 6-yard TD pass from **Carson Wentz** that tied the game, 23-23, in the fourth quarter at Dal. (12/9/18)

QB NATE SUDFELD 7

6-6 | 227 3rd Year

DOB: Oct. 7, 1993 (Age 25)

Modesto, California

Modesto Christian High School

Indiana
D6-16 (187th overall)
by Washington
Acquired: FA-17

2017

Nate Sudfeld was signed to the Eagles active roster in Week 9 of 2017 after spending the first 8 weeks of the season on Philadelphia's practice squad. Originally a 6th-round draft choice (187th overall) by the Redskins in 2016, Sudfeld finished his collegiate career as Indiana's all-time leader in passing yards (7,879) and passing TDs (61).

MOST PASSING YARDS
ALL-TIME INDIANA HISTORY

Nate Sudfeld (2012-15)	7,879
A. Randle El (1998-2001)	7,469
Ben Chappell (2007-10)	7,251

MOST PASSING TDs
ALL-TIME INDIANA HISTORY

Nate Sudfeld (2012-15)	61
Kellen Lewis (2006-08)	48
Ben Chappell (2007-10)	45

THREE STEP DROP

Nickname: Suddy

Hobbies: Golf and surfing

Desired talents: Ability to sing, play the piano and be incredible at golf

Surprisingly good at: Pop-a-shot basketball

Favorite athletes growing up: Terrell Davis, John Elway, Barry Bonds and Michael Jordan

Favorite music: Musicals (*Hamilton*, *The Greatest Showman* and *Les Miserables*)

Favorite movie: *Miracle*

Favorite TV show: *The Office*

Favorite quote: "You miss 100 percent of the shots you don't take." - Wayne Gretzky and/or Michael Scott

CAREER HIGHLIGHTS

2018 - PHILADELPHIA EAGLES (2/0)

- Completed his first career TD pass on a 22-yard throw to **Nelson Agholor** in the fourth quarter vs. Was (12/30/18), putting the Eagles up by a score of 24-0

2017 - PHILADELPHIA EAGLES (1/0, 1/0)

- Appeared in his first career playoff game in the NFC Championship vs. Min. (1/21/18), kneeling 3 times to close the 38-7 victory
- Made his NFL debut in relief of **Nick Foles** in the regular-season finale vs. Dal. (12/31/17). Completed 19-of-23 (82.6%) attempts for 134 yards and a 90.9 passer rating
- His 82.6% completion percentage was the 2nd-highest by an NFL player in their first career game since 1970, trailing only **Marcus Mariota** on 9/13/15 at TB (86.7%) (min. 15 attempts)

QB NATE SUDFELD 7

CAREER STATISTICS																			
			PASSING										RUSHING					OFF SNAPS	
Year	Team	GP/S	Att	Cmp	Pct	Yds	Y/A	TD	Int	Lg	Sk/Yd	Rate	Att	Yds	Avg	Lg	TD	No	Pct
2016	Washington	0/0	0	0	---	0	---	0	0	--	0/0	---	0	0	---	--	0	0	0%
2017	Philadelphia	1/0	23	19	82.6	134	5.8	0	0	16	3/24	90.9	1	22	22.0	22	0	40	4%
2018	Philadelphia	2/0	2	1	50	22	11.0	1	0	22	0/0	129.2	2	-2	-1.0	-1	0	11	1%
Totals		**3/0**	**25**	**20**	**80.0**	**156**	**6.2**	**1**	**0**	**22**	**3/24**	**106.0**	**3**	**20**	**6.7**	**22**	**0**	**---**	**---**
PLAYOFFS																			
2017	Philadelphia	1/0	0	0	---	0	---	0	0	--	0/0	---	3	-4	-1.3	-1	0	3	1%
Totals		**1/0**	**0**	**0**	**---**	**0**	**---**	**0**	**0**	**--**	**0/0**	**---**	**3**	**-4**	**-1.3**	**-1**	**0**	**---**	**---**

CAREER HIGHS		
Pass Attempts	23	12/31/17 vs. Dal.
Completions	19	12/31/17 vs. Dal.
Passing Yards	134	12/31/17 vs. Dal.
Yards/Attempt	22.0	12/30/18 at. Was.
Passing Long	22	12/30/18 at Was.
Passing TDs	1	12/30/18 at Was.
Completion %	100.0	12/30/18 at. Was.
Passer Rating	158.3	12/30/18 at. Was.
Rush Attempts	3	1/21/18 vs. Min. (Conf.)
Rushing Yards	22	12/31/17 vs. Dal.
Rushing Long	22	12/31/17 vs. Dal.
Rushing TDs	--	---

2016 - WASHINGTON REDSKINS (0/0)

- Spent the entire season on the Redskins 53-man roster. Rendered inactive in all 16 regular-season games

COLLEGE HIGHLIGHTS

- Played collegiately at Indiana from 2012-15, appearing in 37 games with 26 starts
- Finished as the Hoosiers' all-time leader in passing TDs (61) and passing yards (7,879). Also ranked 2nd in school history in completions (593) and completion percentage (60.3%) and 3rd in total offense (8,011)
- Earned third-team All-Big Ten honors as a senior after leading the Big Ten in passing yards (3,573), TDs (27) and passing efficiency (151.0)
- Led the Hoosiers to the Pinstripe Bowl, which was the program's first bowl berth in seven years

TRANSACTIONS

2016	Drafted by WAS in 6th round (187th overall)
	Signed 4-year contract
9/2/17	Waived by WAS
9/3/17	Signed by PHI to practice squad
11/1/17	Signed by PHI from practice squad to active roster

BIRDSEED

Sudfeld is the son of Michelle and Ralph Sudfeld. His brothers, Matthew and Zach, each played college football. Matthew was a WR at Brown (2007-11) and Zach was a TE at Nevada (2007-12) who played two seasons in the NFL.

Sudfeld attended Modesto (CA) Christian HS, where he earned Trans Valley League Offensive MVP, second-team all-state and first-team all-district honors.

Sudfeld, who was a liberal studies major at Indiana, has completed mission trips to Uganda with **Assist International**, an aid organization started by his grandfather, Bob Pagett.

@NateSudfeld @natesudfeld

2018 GAME-BY-GAME STATISTICS (PHILADELPHIA)

				PASSING										RUSHING					SNAPS	
Date	**Opp**		**GP/S**	**Att**	**Cmp**	**Pct**	**Yds**	**Y/A**	**TD**	**Int**	**Lg**	**Sk/Yd**	**Rat**	**Att**	**Yds**	**Avg**	**Lg**	**TD**	**No**	**Pct**
Sep 6	Atl	W	0/0	DID NOT PLAY																
Sep 16	at TB	L	0/0	DID NOT PLAY																
Sep 23	Ind	W	0/0	INACTIVE																
Sep 30	at Ten	W	0/0	INACTIVE																
Oct 7	Min	L	0/0	INACTIVE																
Oct 11	at NYG	W	0/0	DID NOT PLAY																
Oct 21	Car	L	0/0	DID NOT PLAY																
Oct 28	at Jax	W	0/0	INACTIVE																
Nov 11	Dal	L	0/0	INACTIVE																
Nov 18	at NO	L	0/0	INACTIVE																
Nov 25	NYG	W	0/0	INACTIVE																
Dec 3	Was	W	0/0	INACTIVE																
Dec 9	at Dal	L	0/0	INACTIVE																
Dec 16	at LAR	W	0/0	DID NOT PLAY																
Dec 23	Hou	W	1/0	1	0	0%	0	0.0	0	0	--	0/0	39.6	0	0	---	---	0	1	1%
Dec 30	at Was	W	1/0	1	1	100%	22	22.0	1	0	22	0/0	158.3	2	-2	-1.0	-1	0	10	14%
Totals			**2/0**	**2**	**1**	**50%**	**22**	**11.0**	**1**	**0**	**22**	**0/0**	**129.2**	**2**	**-2**	**-1.0**	**-1**	**0**	**11**	**1%**

S TRE SULLIVAN 37

6-0 | 200 1st Year

DOB: Nov. 1, 1993 (Age 25)

Brandywine, Maryland

Gwynn Park High School

Shepherd
UDFA ('17) by Philadelphia

2017

Tre Sullivan was originally signed by the Eagles as an undrafted free agent following the 2017 NFL Draft, spent part of his rookie season on the practice squad and earned a place on the 53-man roster in 2018. In his final season at Shepherd University, Sullivan received NCAA Division II All-America honors and was named first-team All-Mountain East Conference after compiling 74 tackles, 9 PDs, 2 INTs and 3 blocked kicks.

MOST SPECIAL TEAMS TACKLES

EAGLES PLAYERS IN 2018

Kamu Grugier-Hill	9
Tre Sullivan	7
LaRoy Reynolds	7

BIRDSEED

Sullivan is the son of Gayle and Emmet Sullivan. He majored in sports medicine/athletic training at Shepherd.

Sullivan joined the Eagles in 2017 as an undrafted free agent along with former Shepherd teammate TE **Billy Brown**.

@_TreFIVE @tre.five

CAREER HIGHLIGHTS

2018 - PHILADELPHIA EAGLES (12/1)

- Finished 3rd on the team with 8 special teams tackles
- Made the first start of his career vs. Dal. (11/11/18)
- Logged 3 special teams tackles vs. Car. (10/21/18), marking the highest single-game total by an Eagle in 2018
- Saw the first defensive action of his NFL career at NYG (10/11/18)
- Made his NFL debut in the season opener vs. Atl. (9/6/18), seeing action exclusively on special teams

THREE STEP DROP

Surprisingly good at: **Cooking**

Prized possession: **"All the dogs I've had growing up. I've always had dogs. I have a dog right now named Draco."**

Favorite TV shows: ***Game of Thrones* and *Martin***

Favorite movies: ***You Got Served* and *Fast and Furious***

Favorite meal: **Tacos**

First jerseys: **Sean Taylor, Washington Redskins; Michael Jordan, Chicago Bulls**

COLLEGE HIGHLIGHTS

- As a senior in 2016, earned first-team All-Mountain East Conference honors for the second consecutive season. Notched a career-high 74 tackles, marking the third-highest total on the team. Also registered 2 INTs and 9 PDs, while blocking 3 kicks on special teams. Also named to *Don Hansen's Football Gazette* All Super Region 1 First Team and earned first-team All-America honors from D2football.com

S TRE SULLIVAN 37

CAREER STATISTICS																		
			TACKLES					PASS DEFENSE						FUMBLES			DEF SNAPS	
Year	Team	GP/S	Total	Solo	Asst	TFL	Sacks	Int	Yds	Lg	TD	PD	QPH	FF	FR	Yds	No	Pct
2018	Philadelphia	12/1	17	11	6	0	0.0	0	0	--	0	1	0	0	0	0	219	21%
Totals		**12/1**	**17**	**11**	**6**	**0**	**0.0**	**0**	**0**	**0**	**0**	**1**	**0**	**0**	**0**	**0**	**---**	**---**

ADDITIONAL STATISTICS

Special Teams Tackles: 8 - *2018 (8)*

CAREER HIGHS		
Tackles	5	12/23/18 vs. Hou.
Sacks	--	---
INTs	--	---
PDs	1	12/16/18 at LAR
FFs	--	---
FRs	--	---

COLLEGE HIGHLIGHTS (Continued)

- In 2015, earned first-team All-MEC recognition after logging 55 tackles and career highs in INTs (3) and PDs (11). Scored 2 TDs on a 15-yard punt return and on a 24-yard fumble recovery. In addition to first-team all-conference honors, garnered second-team All-Region honors from *Don Hansen's Football Gazette*

TRANSACTIONS

2017	Signed by PHI as UDFA
9/8/17	Waived by PHI
11/7/17	Signed by PHI to practice squad
2/7/18	Signed by PHI
9/7/18	Waived by PHI
9/11/18	Signed by PHI to practice squad
10/10/18	Activated by PHI from practice squad to 53-man roster

2018 GAME-BY-GAME STATISTICS (PHI)

Date	Opp		GP/S	Tot	Solo	Sk	Int	PD	FF	FR	Snaps	Pct
Sep 6	Atl	W	1/0	0	0	0.0	0	0	0	0	0	0%
WAIVED BY EAGLES (9/7/18)												
SIGNED BY EAGLES TO PRACTICE SQUAD (9/11/18)												
PROMOTED TO EAGLES 53-MAN ROSTER (10/10/18)												
Oct 11	at NYG	W	1/0	1	1	0.0	0	0	0	0	3	5%
Oct 21	Car	L	1/0	0	0	0.0	0	0	0	0	3	5%
Oct 28	at Jax	W	1/0	0	0	0.0	0	0	0	0	2	3%
Nov 11	Dal	L	1/1	2	0	0.0	0	0	0	0	22	32%
Nov 18	at NO	L	1/0	0	0	0.0	0	0	0	0	6	9%
Nov 25	NYG	W	1/0	2	1	0.0	0	0	0	0	32	52%
Dec 3	Was	W	1/0	2	2	0.0	0	0	0	0	23	51%
Dec 9	at Dal	L	1/0	3	3	0.0	0	0	0	0	31	31%
Dec 16	at LAR	W	1/0	1	1	0.0	0	0	0	0	30	39%
Dec 23	Hou	W	1/0	5	3	0.0	0	0	0	0	41	63%
Dec 30	at Was	W	1/0	1	0	0.0	0	0	0	0	26	58%
Totals			**12/1**	**17**	**11**	**0.0**	**0**	**0**	**0**	**0**	**219**	**21%**

5-10 | 197 9th Year

DOB: Aug. 2, 1988 (Age 30)

Hendersonville, Tennessee

Pope John Paul II High School

Notre Dame

D2-10 (60th overall) by Seattle

Acquired: T-Det-18

2015

2013

Originally selected by Seattle in the 2nd round (60th overall) of the 2010 NFL Draft, **Golden Tate** was acquired by the Eagles from the Lions at the 2018 trade deadline. A Pro Bowler and **Super Bowl XLVIII** champion, Tate leads the league in yards after the catch (4,032) since 2010. He also joins **Antonio Brown** as the only NFL players to record 90+ receptions in each of the last four seasons (2014-17).

YARDS AFTER CATCH

NFL PLAYERS SINCE 2010

Golden Tate	4,032
Antonio Brown	3,990
LeSean McCoy	3,912
Darren Sproles	3,889
Julio Jones	3,800

NFL WIDE RECEIVERS IN 2017

Golden Tate	639
Jarvis Landry	511
Julio Jones	504
Keenan Allen	499
Antonio Brown	471

MOST RECEPTIONS

NFL PLAYERS SINCE 2014

576	Antonio Brown
524	Julio Jones
481	Jarvis Landry
476	DeAndre Hopkins
457	Larry Fitzgerald
448	Demaryius Thoma8
446	Golden Tate

90+ RECEPTIONS IN FOUR STRAIGHT SEASONS

NFL PLAYERS FROM 2014-17

ANTONIO BROWN

GOLDEN TATE

Tate has finished in the Top 10 in receptions in each of the previous four seasons (2014-17), including a career-high 99 receptions (6th) in 2014.

CAREER HIGHLIGHTS

- Since his rookie season in 2010, leads all NFL players with 4,032 yards after the catch. Has led the league in that category in three of the previous four seasons, doing so in 2014, 2016 and 2017
- Joins **Antonio Brown** as the only NFL players to record 90+ receptions in each of the previous four seasons (2014-17). Is the only player in Lions history to produce 90+ catches in four consecutive seasons
- Earned his first career **Pro Bowl** nod with Detroit following the 2014 season, when he registered career highs in receptions (99) and receiving yards (1,331)
- Played a key role in Seattle's **Super Bowl XLVIII**-winning offense in 2013, totaling 64 receptions for 898 yards (14.0) and 5 TDs in the regular season

CAREER STATISTICS

			RECEIVING					OFF SNAPS	
Year	**Team**	**GP/S**	**Rec**	**Yds**	**Avg**	**Lg**	**TD**	**No**	**Pct**
2010	Seattle	11/0	21	227	10.8	52	0	N/A	N/A
2011	Seattle	16/5	35	382	10.9	33	3	N/A	N/A
2012	Seattle	15/15	45	688	15.3	51	7	717	71%
2013	Seattle	16/13	64	898	14.0	80t	5	762	75%
2014	Detroit	16/16	99	1331	13.4	73t	4	925	85%
2015	Detroit	16/16	90	813	9.0	43	6	926	86%
2016	Detroit	16/16	91	1077	11.8	67	4	866	84%
2017	Detroit	16/12	92	1003	10.9	71t	5	789	76%
2018	Detroit	7/4	44	517	11.8	67	3	366	34%
	Philadelphia	8/3	30	278	9.3	32	1	240	22%
	Totals	*15/7*	*74*	*795*	*10.7*	*67*	*4*	---	---
Totals		**137/100**	**611**	**7214**	**11.8**	**80t**	**38**	**---**	**---**
PLAYOFFS									
2010	Seattle	2/1	1	5	5.0	5	0	N/A	N/A
2012	Seattle	2/1	10	138	13.8	29t	1	116	84%
2013	Seattle	3/2	8	61	7.6	13	0	143	79%
2014	Detroit	1/1	6	89	14.8	51t	1	60	90%
2016	Detroit	1/1	3	25	8.3	13	0	48	87%
Totals		**9/6**	**28**	**318**	**11.4**	**51t**	**2**	**---**	**---**

ADDITIONAL STATISTICS

Fumbles/Lost: 12-4 - *2018 (1-0); 2017 (1-1); 2016 (2-1); 2015 (1-1); 2014 (1-0); 2013 (3-0); 2012 (1-1); 2011 (1-0); 2010 (1-0)*

Passing: 23-yard TD pass to **Russell Wilson** on 11/11/12 vs. NYJ

Rushing: 43-200 - *2018 (4-34); 2017 (5-22); 2016 (10-4); 2015 (6-41); 2014 (5-30); 2013 (3-31); 2012 (3-20); 2011 (5-14); 2010 (2-4)*

Postseason Rushing: 2-13 - *2016 (1-0); 2010 (1-13)*

Kickoff Returns: 7-93 - *2017 (2-0); 2015 (1-26); 2013 (3-57); 2010 (1-10)*

Postseason Kickoff Returns: 1-20 - *2013 (1-20)*

Punt Returns: 97-987 - *2018 (7-28); 2017 (2-23); 2015 (20-149); 2013 (51-585); 2011 (1-0); 2010 (16-202)*

Postseason Punt Returns: 6-28 - *2014 (1-2); 2013 (4-15); 2010 (1-11)*

CAREER HIGHS

Receptions	11	2x, last: 11/6/16 at Min.
Receiving Yards	165	10/16/16 vs. LAR
Receiving Long	80t	10/28/13 at StL
Receiving TDs	2	6x, last: 9/30/18 at Dal.
Rush Attempts	3	10/9/16 vs. Phi.
Rushing Yards	30	10/21/18 at Mia.
Rushing Long	30	10/21/18 at Mia.
Scrimmage Yards	168	10/16/16 vs. LAR
Kickoff Returns	1	8x, last: 12/31/17 vs. GB
Kickoff Return Yards	26	11/22/15 vs. Oak.
Kickoff Return Long	26	11/22/15 vs. Oak.
Punt Returns	7	12/15/13 at NYG
Punt Return Yards	92	11/3/13 vs. TB
Punt Return Long	71	11/3/13 vs. TB
All-Purpose Yards	168	10/16/16 vs. LAR

CAREER HIGHLIGHTS (Continued)

2018 - DETROIT LIONS & PHILADELPHIA EAGLES (15/7)

- Recorded 7 receptions for a team-high 85 yards (12.1 avg.) and 1 TD in the 28-13 win vs. Was. (12/3/18). Caught a 6-yard pass from **Carson Wentz** on the game's opening drive for his first TD as an Eagle. Also helped the Eagles take a 22-13 fourth-quarter lead after catching a 2-point conversion following a 4-yard TD reception by **Jordan Matthews**
- Caught 2 passes for 19 yards and returned 2 punts for 11 yards in his Eagles debut vs. Dal. (11/11/18)
- Pulled in a team-best 4 receptions for 36 yards and posted 1 rush for a career-long 30 yards at Mia. (10/22/18)
- Hauled in 8 passes for 132 yards and 2 TD at Dal. (9/30/18), which marked his first career game with 100+ receiving yards and multiple TDs
- Led the Lions with 109 receiving yards vs. SF (9/16/18)
- Totaled 7 catches for 79 yards and 1 TD vs. NYJ (9/10/18)

2017 - DETROIT LIONS (16/12)

- Finished the season with 92 receptions, becoming the first player in Lions history and the seventh player in NFL history to register 90+ catches in four consecutive seasons
- Posted 7 receptions for 104 yards and 1 TD vs. GB (12/31/17)
- Totaled 8 receptions for 85 yards and 1 TD at TB (12/10/17)
- Amassed 6 catches for 97 yards and 1 TD vs. Cle. (11/12/17)
- Produced 7 catches for 96 yards and 1 TD at NO (10/15/17)
- Became the fastest player in Lions history to surpass 300 receptions (51 games) after totaling 7 receptions for 58 yards and 1 TD vs. Atl. (9/24/17)

2016 - DETROIT LIONS (16/16, 1/1)

- Caught 6 passes for 77 yards and 1 TD vs. GB (1/1/17)

2018 GAME-BY-GAME STATISTICS (DET & PHI)

				RECEIVING					SNAPS	
Date	**Opp**		**GP/S**	**Rec**	**Yds**	**Avg**	**Lg**	**TD**	**No**	**Pct**
Sep 10	NYJ	L	1/0	7	79	11.3	26	1	57	81%
Sep 16	at SF	L	1/0	7	109	15.6	67	0	65	84%
Sep 23	NE	W	1/0	6	69	11.5	25	0	54	74%
Sep 30	at Dal	L	1/1	8	132	16.5	45t	2	42	78%
Oct 7	GB	W	1/1	5	42	8.4	14	0	48	77%
Oct 21	at Mia	W	1/1	4	36	9.0	22	0	46	72%
Oct 28	Sea	L	1/1	7	50	7.1	12	0	54	92%
ACQUIRED BY PHILADELPHIA VIA TRADE WITH DETROIT (10/30/18)										
Nov 11	Dal	L	1/0	2	19	9.5	7	0	18	29%
Nov 18	at NO	L	1/0	5	48	9.6	15	0	36	71%
Nov 25	NYG	W	1/1	4	30	7.5	12	0	39	60%
Dec 3	Was	W	1/0	7	85	12.1	32	1	36	48%
Dec 9	at Dal	L	1/0	1	7	7.0	7	0	20	38%
Dec 16	at LAR	W	1/0	5	43	8.6	11	0	22	34%
Dec 23	Hou	W	1/1	2	13	6.5	9	0	29	35%
Dec 30	at Was	W	1/1	4	33	8.3	14	0	40	56%
Totals			**15/7**	**74**	**795**	**10.7**	**67**	**4**	**---**	**---**

2017 GAME-BY-GAME STATISTICS (DET)

				RECEIVING					SNAPS	
Date	**Opp**		**GP/S**	**Rec**	**Yds**	**Avg**	**Lg**	**TD**	**No**	**Pct**
Sep 10	Ari	W	1/1	10	107	10.7	19	0	63	89%
Sep 18	at NYG	W	1/1	4	25	6.3	10	0	43	69%
Sep 24	Atl	L	1/1	7	58	8.3	18	1	63	90%
Oct 1	at Min	W	1/1	3	29	9.7	12	0	52	74%
Oct 8	Car	L	1/1	5	48	9.6	22	0	55	90%
Oct 15	at NO	L	1/1	7	96	13.7	45t	1	46	57%
Oct 29	Pit	L	1/0	7	86	12.3	34	0	44	62%
Nov 6	at GB	W	1/1	7	113	16.1	23	0	35	52%
Nov 12	Cle	W	1/1	6	97	16.2	40t	1	36	69%
Nov 19	at Chi	W	1/1	3	32	10.7	16	0	48	76%
Nov 23	Min	L	1/1	4	7	1.8	3	0	52	88%
Dec 3	at Bal	L	1/0	8	69	8.6	24	0	51	81%
Dec 10	at TB	W	1/1	8	85	10.6	24	1	56	82%
Dec 16	Chi	W	1/0	3	33	11.0	19	0	47	75%
Dec 24	at Cin	L	1/0	3	14	4.7	14	0	50	82%
Dec 31	GB	W	1/1	7	104	14.9	71t	1	48	83%
Totals			**16/12**	**92**	**1003**	**10.9**	**71t**	**5**	**789**	**76%**

CAREER HIGHLIGHTS (Continued)

- Posted 8 catches for 122 yards at NYG (12/18/16), including a 67-yard reception
- Registered 8 catches for 145 yards and scored on a 66-yard TD in the fourth quarter at NO (12/4/16)
- Tied a single-game career high with 11 receptions for 79 yards and scored the game-winning TD on a 28-yard pass in overtime in the 22-16 win at Min. (11/6/16)
- Recorded a career-high 165 yards on 8 receptions and also scored 1 TD vs. LAR (10/16/16)
- Connected with QB **Matthew Stafford** in the fourth quarter for a 27-yard reception to set up the game-winning FG at Phi. (10/9/16)

BIRDSEED

Tate and his wife, Elise, welcomed their first child in January, a girl named Londyn. Tate is the son of Golden Tate Jr., who played wide receiver at Tennessee State and was a 5th-round pick by the Indianapolis Colts in the 1984 NFL Draft.

Tate attended Pope John Paul II (Hendersonville, TN) High School, where he was a USA Today Second Team All-America selection (defense). As a senior, Tate carried the ball 140 times for 1,413 yards and 23 TDs while also tacking on 28 catches for 510 yards and 6 TDs. He also added 3 INTs as a defensive back.

Tate was drafted by the Arizona Diamondbacks in the 42nd round of the 2007 MLB Draft after being a standout outfielder for the Notre Dame baseball team.

@ShowtimeTate @showtimetate

T HALAPOULIVAATI VAITAI 72

6-6 | 320 3rd Year

DOB: June 16, 1993 (Age 25)

TCU

D5b-16 (164th overall) by Philadelphia

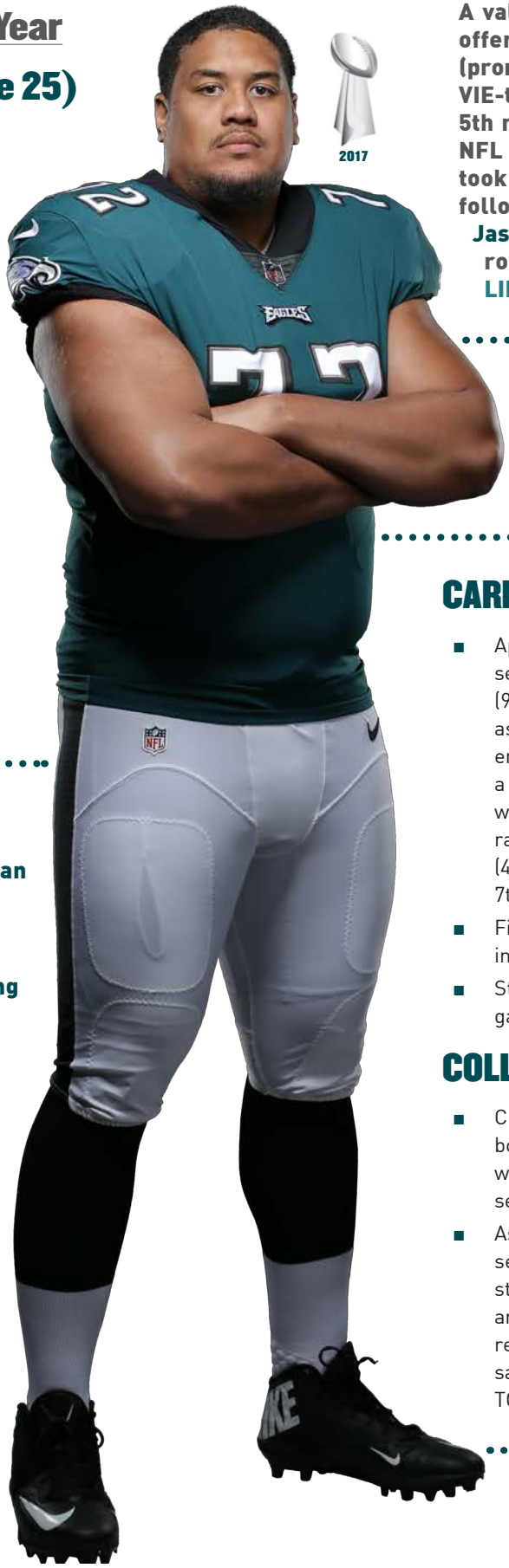

2017

A valuable member of Philadelphia's offensive line, **Halapoulivaati Vaitai** (pronounced hal-lah-poo-lee-VAH-tee VIE-tie) was originally selected in the 5th round (164th overall) of the 2016 NFL Draft. In Week 8 of 2017, Vaitai took over as the Eagles' starting LT following a season-ending injury to **Jason Peters** and played a crucial role on Philadelphia's **Super Bowl LII**-winning offensive line.

Vaitai played a career-high 16 regular-season games in 2017, including 10 starts (9 at LT, 1 at RT).

THREE STEP DROP

If he could be a superhero: **Batman**

If he could play another sport: **WWE wrestler**

Favorite athlete as a kid: **Yao Ming**

Favorite athlete to watch now: **Jason Peters**

Favorite meal: **Hamburger and french fries**

Strangest thing he likes to eat: **Octopus**

Favorite movies: **Action, comedies, thrillers**

Favorite TV shows: ***Fresh Prince of Bel-Air* and *Friends***

Favorite music: **Enjoys all types of music, especially country and island reggae**

Favorite quote: **"I don't have to do this, I get to do this."**

CAREER HIGHLIGHTS

- Appeared in a career-high 16 regular-season games in 2017, including 10 starts (9 at LT, 1 at RT). In Week 8, took over as the starting LT following a season-ending injury to **Jason Peters** and played a crucial on the Eagles' **Super Bowl LII**-winning offensive line. Helped the team rank 3rd in the NFL in offensive points (414, tied) and rushing offense (132.2) and 7th in total offense (365.8)
- Filled in at RT for the Eagles as a rookie in 2016, appeared in 7 games (6 starts)
- Started and played in his first career game at Was. (10/16/16)

COLLEGE HIGHLIGHTS

- Competed in 42 games (31 starts) at both tackle positions for TCU (2012-15), where he was a two-time All-Big 12 second-team selection
- As a senior in 2015, was awarded with second-team All-Big 12 accolades after starting in 11 of 12 contests, anchoring an o-line that contributed to a 1,000-yard receiver and a 1,000-yard rusher in the same season for just the second time in TCU history

BAND OF BROTHERS

Halapoulivaati is the oldest of three Vaitai brothers. Twins Kevin and Will are just 11 months younger than 'Big V' and the three played on the offensive line together at Haltom (TX) HS. After playing TE as a freshman, 'Big V' moved to RT as a sophomore and immediately earned a starting job. That year, he was joined on the o-line by Kevin (LG) and Will (RG). Big V stayed at RT for his final two years at Haltom, while Kevin moved to C and Will moved to LG.

POLYNESIAN ROOTS

Vaitai learned to play the guitar at a young age when his cousin taught him three chords. He plays by ear and does not read music. "Polynesians are very musically talented and they always play by ear. I also know how to play the ukulele, but prefer the guitar because it's bigger." Growing up, Vaitai and his family ate a lot of traditional Polynesian foods. "Roasted pig is a staple and spinach is a main ingredient in every dish."

APPLIED LEARNING

Vaitai majored in criminal justice at TCU with a minor in social work. After his playing career is over, he wants to work for the Department of Homeland Security. In Fall 2015, Vaitai interned with Youth Advocate Programs, Inc., an agency that provides direct service to vulnerable and high-need youth and families. As a part of his internship, Big V was paired with a sixth grader who suffered from severe ADHD. "My job was to mentor him and take him out after school. It was a very eye-opening experience. The hardest part of the job is having to shut down your feelings and emotions. You get exposed to serious and dire living conditions, but our only job is to be a big brother to the kids. We can't try to fix everything."

BIRDSEED

Vaitai is named after his father's cousin. His parents, Talikavili and Shirley Vaitai, are originally from Tonga and moved to the United States in the 1980s. Vaitai and his wife, Caitlin, have one son, Vaati. The family has two dogs: a terrier named Abby and a chihuahua named Coffee.

@TCU74 @philly_72

CAREER STATISTICS						
			STARTS		OFF SNAPS	
Year	Team	GP/S	LT	RT	No	Pct
2016	Philadelphia	7/6	0	6	423	37%
2017	Philadelphia	16/10	9	1	829	73%
2018	Philadelphia	16/1	0	1	334	31%
Totals		**39/17**	**9**	**8**	**---**	**---**
PLAYOFFS						
2017	Philadelphia	3/3	3	0	207	100%
Totals		**3/3**	**3**	**0**	**---**	**---**

COLLEGE HIGHLIGHTS (Continued)

- Earned All-Big 12 second-team honors in 2014 after starting at right tackle for all 13 games. Was part of an offense that ranked second in the nation in scoring (46.5 ppg) and tied for fifth in total offense (533.0 ypg), in addition to setting single-season school records for points (604), passing yards (4,240), total yards (6,929), first downs (331) and plays (1,038)

TRANSACTIONS

2016 Drafted by PHI in 5th round (164th overall)
Signed 4-year contract

WR MIKE WALLACE 14

6-0 | 200 10th Year

DOB: Aug. 1, 1986 (Age 32)

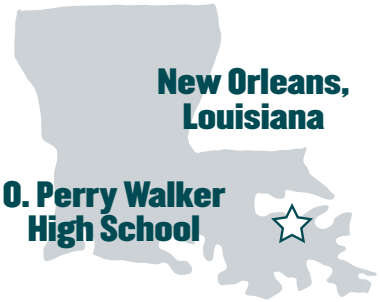

New Orleans, Louisiana

O. Perry Walker High School

Ole Miss

Mississippi

D3-09 (84th overall) by Pittsburgh

Acquired: FA-Bal-18

Mike Wallace signed with the Eagles in the 2018 offseason following a two-year stint with the Ravens. Originally a 3rd-round draft choice of the Steelers in 2009, Wallace is one of nine active NFL players with 8,000 receiving yards and 500 catches. He also joins **DeSean Jackson** as the only players to record 500 catches and 50 TDs while averaging 15.0 yards per reception.

MOST RECEIVING YARDS

ACTIVE NFL PLAYERS SINCE 2009

Antonio Brown	10,070
Larry Fitzgerald	9,674
Brandon Marshall	9,362
Julio Jones	9,287
DeSean Jackson	8,850
Demaryius Thomas	8,734
A.J. Green	8,374
Mike Wallace	8,072

RECEIVING AVERAGE

ACTIVE NFL PLAYERS SINCE 2009

DeSean Jackson	17.9
T.Y. Hilton	15.7
Julio Jones	15.5
Rob Gronkowski	15.1
Mike Wallace	15.0

(min. 400 receptions)

BIRDSEED

Wallace prepped at O. Perry Walker (New Orleans) High School, where he was named league and district MVP after recording 60 catches for 1,039 yards and 19 TDs as a senior. He also earned All-State honors in the 100-meter dash in track and field.

Although he goes by Mike, his first name is actually Burnell, which he went by when he was in high school.

Wallace ran the 2nd-fastest 40-yard dash (4.28 seconds) at the 2009 NFL Scouting Combine, behind Darius Heyward-Bey.

@Wallace17_daKid

In 2017, Wallace led the Ravens in receiving yards (748), receiving average (14.4) and receiving first downs (33) and tied for the team lead in receiving touchdowns (4).

CAREER HIGHLIGHTS

- Is one of nine active NFL players to record 8,000 receiving yards (8,072) and 500 receptions (538)
- Joins **DeSean Jackson** as the only active NFL players to produce at least 500 receptions (538) and 50 receiving TDs (57) while averaging 15.0 yards per reception (15.0)
- Since 2009, ranks 8th among active NFL players with 8,072 receiving yards and 5th in yards per catch (15.0) (min. 400 receptions)

WR MIKE WALLACE 14

CAREER STATISTICS									
			RECEIVING					OFF SNAPS	
Year	Team	GP/S	Rec	Yds	Avg	Lg	TD	No	Pct
2009	Pittsburgh	16/4	39	756	19.4	60t	6	N/A	N/A
2010	Pittsburgh	16/16	60	1257	21.0	56t	10	N/A	N/A
2011	Pittsburgh	16/14	72	1193	16.6	95t	8	N/A	N/A
2012	Pittsburgh	15/14	64	836	13.1	82t	8	835	78%
2013	Miami	16/16	73	930	12.7	57	5	951	93%
2014	Miami	16/16	67	862	12.9	50	10	819	75%
2015	Minnesota	16/12	39	473	12.1	34	2	748	73%
2016	Baltimore	16/16	72	1017	14.1	95t	4	873	77%
2017	Baltimore	15/14	52	748	14.4	66	4	714	66%
2018	Philadelphia	2/2	0	0	---	--	0	73	7%
Totals		**144/124**	**538**	**8072**	**15.0**	**95t**	**57**	**---**	**---**
PLAYOFFS									
2010	Pittsburgh	3/2	13	115	8.8	25t	1	N/A	N/A
2011	Pittsburgh	1/1	3	26	8.7	17	0	N/A	N/A
2015	Minnesota	1/0	1	10	10.0	10	0	41	69%
Totals		**5/3**	**17**	**151**	**8.9**	**25t**	**1**	**---**	**---**

ADDITIONAL STATISTICS

Fumbles/Lost: 8/4 - *2016 (1/0); 2014 (2/1); 2012 (2/1); 2011 (1/1); 2010 (1/0); 2009 (1/1)* **Miscellaneous FRs:** 3 - *2017 (1); 2012 (1); 2010 (1)*

Rushing Totals: 34 for 241 yards (7.1 avg.)

Postseason Rushing Totals: 3 for -1 yard (-0.3 avg.)

Kickoff Returns: 1 for 26 yards (11/15/09 vs. Cin.)

CAREER HIGHS		
Receptions	10	10/23/16 at NYJ
Receiving Yards	144	9/25/11 at Ind.
Receiving Long	95t	2x, last: 11/6/16 vs. Pit.
Receiving TDs	2	7x, last: 9/18/16 at Cle.

CAREER HIGHLIGHTS (Continued)

- Earned his first **Pro Bowl** nod following the 2011 season after leading the Steelers in receptions (72), receiving yards (1,193) and receiving TDs (8)
- Caught 9 passes for 89 yards and 1 TD when Pittsburgh faced Green Bay in **Super Bowl XLV** (2/6/11)

2017 - BALTIMORE RAVENS (15/14)

- Led the Ravens in receiving yards (748) and receiving average (14.4) and tied for the team lead in receiving TDs (4)
- Set a single-game franchise record in receiving average (44.3) after posting 3 receptions for 133 yards in the 30-17 victory at Oak. (10/8/17)

100+ YARD GAMES (23)		
Date	Opponent	Yards
9/25/11	at Indianapolis Colts (W, 23-20)	144
11/14/10	vs. New England Patriots (L, 26-39)	136
10/8/17	at Oakland Raiders (W, 30-17)	133
11/24/13	vs. Carolina Panthers (L, 16-20)	127
9/18/11	vs. Seattle Seahawks (W, 24-0)	126
11/6/16	vs. Pittsburgh Steelers (W, 21-14)	124
9/23/12	at Oakland Raiders (L, 31-34)	123
10/23/16	at New York Jets (L, 16-24)	120
10/23/11	at Arizona Cardinals (W, 32-20)	118
12/3/17	vs. Detroit Lions (W, 44-20)	116
11/21/10	vs. Oakland Raiders (W, 35-3)	116
9/15/13	at Indianapolis Colts (W, 24-20)	115
12/9/12	vs. San Diego Chargers (L, 24-34)	112
11/8/10	at Cincinnati Bengals (W, 27-21)	110
9/11/11	at Baltimore Ravens (L, 7-35)	107
12/15/13	vs. New England Patriots (W, 24-20)	105
10/6/13	vs. Baltimore Ravens (L, 23-26)	105
1/2/11	at Cleveland Browns (W, 41-9)	105
12/14/14	at New England Patriots (L, 13-41)	104
12/23/10	vs. Carolina Panthers (W, 27-3)	104
12/19/10	vs. New York Jets (L, 17-22)	102
9/27/09	at Cincinnati Bengals (L, 20-23)	102
9/26/10	at Tampa Bay Buccaneers (W, 38-13)	100

MULTI-TOUCHDOWN GAMES (7)		
Date	Opponent	TDs
9/18/16	at Cleveland Browns (W, 25-20)	2
12/21/14	vs. Minnesota Vikings (W, 37-35)	2
12/9/12	vs. San Diego Chargers (L, 24-34)	2
12/4/11	vs. Cincinnati Bengals (W, 35-7)	2
11/14/10	vs. New England Patriots (L, 26-39)	2
9/26/10	at Tampa Bay Buccaneers (W, 38-13)	2
12/20/09	vs. Green Bay Packers (W, 37-36)	2

WR MIKE WALLACE 14

2018 GAME-BY-GAME STATISTICS (PHI)										
				RECEIVING					SNAPS	
Date	Opp		GP/S	Rec	Yds	Avg	Lg	TD	No	Pct
Sep 6	Atl	W	1/1	0	0	---	--	0	66	92%
Sep 16	at TB	L	1/1	0	0	---	--	0	7	9%
Sep 23	Ind	W	0/0	INJURED RESERVE (ANKLE)						
Sep 30	at Ten	L	0/0	INJURED RESERVE (ANKLE)						
Oct 7	Min	L	0/0	INJURED RESERVE (ANKLE)						
Oct 11	at NYG	W	0/0	INJURED RESERVE (ANKLE)						
Oct 21	Car	L	0/0	INJURED RESERVE (ANKLE)						
Oct 28	at Jax	W	0/0	INJURED RESERVE (ANKLE)						
Nov 11	Dal	L	0/0	INJURED RESERVE (ANKLE)						
Nov 18	at NO	L	0/0	INJURED RESERVE (ANKLE)						
Nov 25	NYG	W	0/0	INJURED RESERVE (ANKLE)						
Dec 3	Was	W	0/0	INJURED RESERVE (ANKLE)						
Dec 9	at Dal	L	0/0	INJURED RESERVE (ANKLE)						
Dec 16	at LAR	W	0/0	INJURED RESERVE (ANKLE)						
Dec 23	Hou	W	0/0	INJURED RESERVE (ANKLE)						
Dec 30	at Was	W	0/0	INACTIVE						
Totals			**2/2**	**0**	**0**	**---**	**--**	**0**	**73**	**7%**

2017 GAME-BY-GAME STATISTICS (BAL)										
				RECEIVING					SNAPS	
Date	Opp		GP/S	Rec	Yds	Avg	Lg	TD	No	Pct
Sep 10	at Cin	W	1/0	1	8	8.0	8	0	47	71%
Sep 17	Cle	W	1/1	1	7	7.0	7	0	48	71%
Sep 24	at Jax	L	1/1	1	6	6.0	6	0	50	86%
Oct 1	Pit	L	1/1	6	55	9.2	16t	1	52	75%
Oct 8	at Oak	W	1/1	3	133	44.3	54	0	34	52%
Oct 15	Chi	L	1/1	3	30	10.0	16	0	70	96%
Oct 22	at Min	L	1/1	1	9	9.0	9	0	5	8%
Oct 26	Mia	W	0/0	INACTIVE (CONCUSSION)						
Nov 5	at Ten	L	1/1	4	19	4.8	8	1	59	78%
Nov 19	at GB	W	1/1	4	56	14.0	21t	1	41	70%
Nov 27	Hou	W	1/1	5	48	9.6	24	0	50	75%
Dec 3	Det	W	1/1	5	116	23.2	66	0	47	73%
Dec 10	at Pit	L	1/1	3	72	24.0	40	0	40	63%
Dec 17	at Cle	W	1/1	6	89	14.8	30	0	48	63%
Dec 23	Ind	W	1/1	4	60	15.0	23	0	58	80%
Dec 31	Cin	L	1/1	5	40	8.0	12	1	65	86%
Totals			**15/14**	**52**	**748**	**14.4**	**66**	**4**	**714**	**66%**

CAREER HIGHLIGHTS (Continued)

2016 - BALTIMORE RAVENS (16/16)

- Registered his third career 1,000+ yard season, posting a team-leading 1,017 yards and 4 TDs on 72 receptions (14.1 avg.). Also led the NFL with 5 receptions of 50+ yards
- Produced a career-long (tied) 95-yard receiving TD in the 21-14 victory vs. Pit. (11/6/16), which marked the longest offensive play in Ravens history

2015 - MINNESOTA VIKINGS (16/12, 1/0)

- Registered 473 yards and 2 TDs on 39 receptions, helping the Vikings win the NFC North title

2014 - MIAMI DOLPHINS (16/16)

- Led the Dolphins with 862 receiving yards and a career-high-tying 10 receiving TDs (also 2010 with Pittsburgh)

2013 - MIAMI DOLPHINS (16/16)

- Posted a career-high 73 receptions for 930 yards and 5 TDs in his first season with the Dolphins

2012 - PITTSBURGH STEELERS (15/14)

- Established a team-high 836 receiving yards and tied for the team lead with 8 receiving TDs

2011 - PITTSBURGH STEELERS (16/14, 1/1)

- Named to his first career **Pro Bowl** after leading Pittsburgh in receptions (72), receiving yards (1,193), yards per reception (16.6) and receiving TDs (8)

G CHANCE WARMACK 67

6-2 | 323 6th Year

DOB: Sept. 14, 1991 (Age 28)

Alabama
D1-13 (10th overall) by Tennessee
Acquired: FA-Ten-17

Chance Warmack was signed by the Eagles during the 2017 offseason after spending the first four seasons of his career with the Titans. Warmack, who was selected by Tennessee with the 10th-overall pick in 2013, was a part of three national championship teams at Alabama, where he was tutored by Eagles OL coach **Jeff Stoutland.**

THREE STEP DROP

Hobbies: Making music, watching anime

Bucket list: Travel the world

Desired talent: Play the electric guitar

Surprisingly good at: Eating a lot of food very fast, especially burgers

Best player ever lined up against: Aaron Donald

Favorite athlete growing up: Larry Allen

Moment left star struck: Meeting Jason Peters for the first time

Favorite quote: "Hungry dogs run faster."

Favorite movie: *Little Giants*

Favorite TV show: *Rick and Morty*

Favorite music: J Cole

Favorite meal: Pizza with mushrooms and onions

First jersey: Terrell Owens, Philadelphia Eagles

CAREER HIGHLIGHTS

- Saw action in 10 games in his first season with the Eagles, including 3 starts at left guard
- With starts in all 16 games at RG in 2013, became the first Titans rookie OL to start every game since **Michael Roos** in 2005
- Became the first OL selected by the Titans/Oilers in the 1st round (10th overall) since tackle **Brad Hopkins** (13th overall) in 1993 and the first guard drafted with the club's 1st-round choice since **Bruce Matthews** (9th overall) in 1983

COLLEGE HIGHLIGHTS

- In a four-year career at Alabama, appeared in 45 games, including starts in his final 40 contests at LG. Credited with 49 TD-resulting blocks while clearing lanes for individual ball carriers to record 25 performances of 100+ yards during his time in the starting lineup. Also totaled 316 key blocks/knockdowns for the Crimson Tide
- As a senior in 2012, was a first-team All-American selection while helping Alabama to a national championship, starting all 14 contests. Added All-SEC first-team accolades and was rated the best interior offensive lineman eligible for the 2013 NFL Draft by *The NFL Draft Report*

CAREER STATISTICS					
			STARTS	OFF SNAPS	
Year	**Team**	**GP/S**	**LG**	**No**	**Pct**
2013	Tennessee	16/16	16	1075	100%
2014	Tennessee	16/16	16	965	99%
2015	Tennessee	14/14	14	830	80%
2016	Tennessee	2/2	2	134	13%
2017	Philadelphia	10/3	3	318	28%
2018	Philadelphia	9/0	0	7	1%
Totals		**67/51**	**51**	**---**	**---**
PLAYOFFS					
2017	Philadelphia	2/0	0	5	2%
Totals		**2/0**	**0**	**---**	**---**

COLLEGE HIGHLIGHTS (Continued)

- Also in 2012, paced a veteran front wall with 37 pancakes, 128 key blocks/knockdowns and 19 TD-resulting blocks. Blocked for ten 100+ yard rushing performances, opening holes for a rushing offense that ranked 16th in the nation (227.5 yards per game), in addition to paving the way for the team's 445.5 yards per game in total offense
- As a junior in 2011, started all 13 games for the second consecutive season and was named honorable mention All-America by *Pro Football Weekly* and second-team All-SEC by the league's coaches. Helped Alabama rank 16th nationally in rushing offense (214.5 yards per game), while blocking for eleven 100+ yard rushers
- As a sophomore in 2010, took over the first-string LG duties, starting all 13 games. Helped the Crimson Tide rank 22nd nationally in total offense (444.1 yards per game). Anchored an offensive line that provided time for the nation's No. 4 quarterback in passing efficiency

TRANSACTIONS

2013	Drafted by TEN in 1st round (10th overall)
	Signed 4-year contract
3/10/17	Signed by PHI to 1-year contract
9/2/17	Signed by PHI to 1-year contract extension

BIRDSEED

At Alabama, Warmack developed the custom of rolling up his jersey to just under the numbers as a way to stay cooler. Soon, the look became known as "Warmacking," and fans began posting photos on social media of their exposed bellies. Warmack highlighted the best fan photos with what he called "Warmackin' Wednesdays."

Warmack's brother, Dallas, followed in his footsteps and played offensive line at Alabama before moving to Oregon as a graduate transfer in May 2018.

Warmack attended Westlake (GA) High School, where he played with Panthers QB **Cam Newton** during his freshman and sophomore years.

@chancewarmack @warmackin

QB CARSON WENTZ 11

6-5 | 237 3rd Year

DOB: Dec. 30, 1992 (Age 26)

Bismarck, North Dakota

Century High School

North Dakota State

D1-16 (2nd overall) by Philadelphia

PRO BOWL 2018

AP 2017

2017

Originally selected by the Eagles with the 2nd-overall pick of the 2016 NFL Draft, **Carson Wentz** played a crucial role in Philadelphia's **Super Bowl LII**-winning season, leading the team to an 11-2 record in games that he started and throwing a franchise-record 33 TDs. Wentz earned All-Pro honors from the *Associated Press* and was named to his first-career Pro Bowl.

MOST PASSING TDs

NFL QUARTERBACKS IN 2017

Russell Wilson (Sea.)	34
Carson Wentz (Phi.)*	33
Tom Brady (NE)	32
Matthew Stafford (Det.)	29
Several players tied	28

** Missed last 3 games of regular season due to injury*

EAGLES SINGLE-SEASON HISTORY

Carson Wentz (2017)	33
Sonny Jurgensen (1961)	32
Donovan McNabb (2004)	31
R. Cunningham (1990)	30
Norm Snead (1967)	29

HIGHEST PASSER RATING

NFL QUARTERBACKS IN 2017

104.7	Alex Smith (KC)
103.9	Drew Brees (NO)
102.8	Tom Brady (NE)
101.9	Carson Wentz (Phi.)
100.5	Jared Goff (LAR)

THREE STEP DROP

Hobbies: Hunting, going to lakes, relaxing with friends and spending time with his golden retrievers (Henley & Jersey)

First job: Umpired youth baseball games

Favorite TV show: *Friday Night Lights*

Favorite movie: *The Dark Knight Rises*

If he could play another sport, what position: Baseball, either as a closing pitcher or third baseman

Favorite throwback jerseys: Walter Payton, Chicago Bears; Brett Favre, Minnesota Vikings; Roger Maris, New York Yankees

CAREER HIGHLIGHTS

- Named second-team **All-Pro** by the *Associated Press* and earned his first career **Pro Bowl** nod as the NFC starting QB following the 2017 season. Also finished 3rd in MVP voting, behind **Tom Brady** and **Todd Gurley II**
- Led the **Super Bowl LII**-winning Eagles to an 11-2 record in games that he started in 2017 (sustained season-ending knee injury in Week 14 at L.A. Rams)
- Established an Eagles single-season record with a career-high 33 passing TDs in 2017, breaking the previous mark of 32 set by **Sonny Jurgensen** in 1961
- Set a franchise and NFL rookie record with a career-high 379 completions in 2016

CARSON WENTZ AO1 FOUNDATION

Last summer, Wentz launched the **Carson Wentz AO1 Foundation**, which is a nonprofit whose mission is to "uplift individuals and communities around the world by demonstrating God's love for His people."

In June 2018, Wentz hosted the inaugural **AO1 Foundation Softball Game** at Citizens Bank Park, which featured a home run derby and game played by his teammates. The event sold 25,000 tickets and raised more than $800,000. Also that evening, Wentz announced the launch of **Thy Kingdom Crumb**, a food truck service that will freely distribute quality food to people in need throughout the Philadelphia area.

The AO1 Foundation has partnered with **Mission of Hope** to build a youth multi-sports complex and education center in Haiti, which is now in its second phase of construction. In May 2018, Wentz raised $260,000 during a two-week fundraising campaign for the complex and personally matched that total, resulting in a $520,000 pledge through his foundation.

Wentz also established **Camp Conquerers**, which is a youth camp created to provide outdoor opportunities to individuals with physical challenges and life-threatening illnesses.

THE DUTCH DESTROYER

In May 2017, Wentz befriended a boy named Lukas Kusters, who earned the nickname "**Dutch Destroyer**" for his fearless spirit on the football field. Lukas, who was diagnosed with a tumor in his abdomen when he was 8 years old, had received an inspirational video message from Wentz and his only wish was to thank his favorite player for the gesture.

The Eagles invited Lukas' family to the NovaCare Complex and what was supposed to be a short visit turned into hours. As part of his thank you, Lukas gave Wentz a wristband that says, "Dutch Destroyer," and Wentz has worn it every day since.

Less than two weeks after his visit, Lukas passed away at 10 years old and was buried in Wentz's jersey. Wentz wears his "Dutch Destroyer" wristband every game because Lukas' dream was to play for the Eagles, and with Wentz he can be on an NFL field every Sunday.

Wentz, who regularly keeps in touch with Lukas' family, helped share Lukas' story with ESPN's Tom Rinaldi, and weeks after the interview aired, the family raised nearly $200,000 through wristband purchases that went towards charities that aid families fighting childhood cancer.

"It's so much deeper than football is what it comes down to. It's so much more than just a game."

MISSION OF HOPE

During the offseason, Wentz travels to Port-au-Prince, Haiti, with **Mission of Hope**, a Christian organization that seeks transformative change for the people of Haiti. During each mission trip, Wentz embraces the culture while sharing his faith, playing with kids and helping paint homes in the community.

"It was very eye-opening to see how much need there really is, and how they're lacking so many things materialistically. But emotionally and mentally, it was one of the most joyful communities. I think the biggest thing I learned about myself was life isn't all about stuff. Going there and seeing it gave me an entirely different perspective just because they don't have much at all."

@cj_wentz @cj_wentz11

CAREER STATISTICS

			PASSING										RUSHING					OFF SNAPS	
Year	**Team**	**GP/S**	**Att**	**Cmp**	**Pct**	**Yds**	**Y/A**	**TD**	**Int**	**Lg**	**Sk/Yd**	**Rate**	**Att**	**Yds**	**Avg**	**Lg**	**TD**	**No**	**Pct**
2016	Philadelphia	16/16	607	379	62.4	3782	6.2	16	14	73t	33/213	79.3	46	150	3.3	17	2	1127	99%
2017	Philadelphia	13/13	440	265	60.2	3296	7.5	33	7	72t	28/162	101.9	64	299	4.7	24	0	879	78%
2018	Philadelphia	11/11	401	279	69.6	3074	7.7	21	7	58	31/202	102.2	34	93	2.7	13	0	724	66%
Totals		**40/40**	**1448**	**923**	**63.7**	**10,152**	**7.0**	**70**	**28**	**73t**	**92/577**	**92.5**	**144**	**542**	**3.8**	**24**	**2**	**---**	**---**
PLAYOFFS																			
2017	Philadelphia	0/0	PLACED ON INJURED RESERVE (KNEE) ON 12/12/17																
Totals		**0/0**	**0**	**0**	**---**	**0**	**---**	**0**	**0**	**---**	**0/0**	**---**	**0**	**0**	**---**	**---**	**0**	**---**	**---**

ADDITIONAL STATISTICS

Fumbles/Lost: 32/12 - *2018 (9/6); 2017 (9/3); 2016 (14/3)* **Receptions:** 2 (both own pass) - 4 yards on 10/28/18 at Jax.; 7 yards on 12/4/16 at Cin.

CAREER HIGHS

Pass Attempts	60	12/4/16 at Cin.
Completions	36	12/4/16 at Cin.
Passing Yards	364	11/6/16 at NYG
Yards/Attempt	10.7	10/23/17 vs. Was.
Passing Long	73t	9/25/16 vs. Pit.
Passing TDs	4	4x, last: 12/10/17 at LAR
Completion %	81.1	10/21/18 vs. Car.
Passer Rating	128.3	10/8/17 vs. Ari.
Rush Attempts	8	10/23/17 vs. Was.
Rushing Yards	63	10/23/17 vs. Was.
Rushing Long	24	9/17/17 at KC
Rushing TDs	1	2x, last: 12/18/16 at Bal.

MONTHLY AWARDS (2)

Award	Month	Year
NFC Offensive Player of the Month	October	2017
NFC Offensive Rookie of the Month	September	2016

WEEKLY AWARDS (2)

Award	Week	Year
NFC Offensive Player of the Week	Week 7	2017
NFC Offensive Player of the Week	Week 3	2016

CAREER HIGHLIGHTS (Continued)

2018 - PHILADELPHIA EAGLES (11/11)

- Thew for 236 yards, 1 TD, 0 INT and a 108.6 rating on 20-of-28 (71.4%) passing and engineered his 4th career fourth-quarter comeback in the 25-22 win vs. NYG (11/25/18). Helped the Eagles erase a 19-3 first-half deficit, resulting in the team's largest come-from-behind victory since 9/7/14 vs. Jacksonville (17 points)
- Totaled a season-high 360 yards, 2 TDs, 1 INT and a 102.5 passer rating on 32-of-44 (72.7%) passing vs. Dal. (11/11/18). Also threw for a career-high 20 first downs
- Completed 21-of-30 (70.0%) attempts for 286 yards (season-high 9.53 yards per attempt), 3 TDs, 1 INT and a 119.6 passer rating in the win at Jax. (10/28/18). Became just the second QB in NFL history with 30+ pass attempts and a 115.0+ passer rating in 4 straight games, joining **Peyton Manning** from 9/30/12-10/28/12
- Between Weeks 3-8, recorded a career-best 180 consecutive pass attempts without an INT, which is the longest streak by an Eagle since **Nick Foles** from 12/23/12-12/8/13 (237 attempts)
- Registered a career-high 81.1% (30-of-37) completion percentage while throwing for 310 yards, 2 TDs, 0 INTs and a 119.6 passer rating vs. Car. (10/21/18). Completed 15 consecutive passes between the second and third quarters, tying for the 3rd-longest streak in team history
- Produced season highs in passing TDs (3) and passer rating (122.2) in the 34-13 win at NYG (10/11/18)
- Recorded his second consecutive game with 300+ passing yards (311), 2 TDs and 0 INTs vs. Min. (10/7/18), becoming the first Eagles QB to accomplish that feat since **Randall Cunningham** from 9/4/94-9/12/94. Also posted a season highs in yards per attempt (8.9)
- Completed 33-of-50 (66.0%) attempts for 348 yards, 2 TDs, 0 INTs and a 99.4 passer rating at Ten. (9/30/18). Became the first Eagles QB to register 30+ completions with 2+ TDs and 0 INTs since **Nick Foles** on 12/9/12 at Tampa Bay (32 completions, 2 TDs, 0 INTs)

2018 GAME-BY-GAME STATISTICS (PHILADELPHIA)

				PASSING										RUSHING					SNAPS	
Date	**Opp**		**GP/S**	**Att**	**Cmp**	**Pct**	**Yds**	**Y/A**	**TD**	**Int**	**Lg**	**Sk/Yd**	**Rat**	**Att**	**Yds**	**Avg**	**Lg**	**TD**	**No**	**Pct**
Sep 6	Atl	W	0/0	INACTIVE (KNEE)																
Sep 16	at TB	L	0/0	INACTIVE (KNEE)																
Sep 23	Ind	W	1/1	37	25	67.6	255	6.9	1	1	34	5/28	84.9	3	10	3.3	6	0	82	100%
Sep 30	at Ten	L	1/1	50	33	66.0	348	7.0	2	0	56t	4/33	99.4	2	8	4.0	6	0	78	100%
Oct 7	Min	L	1/1	35	24	68.6	311	8.9	2	0	48	3/28	115.3	5	26	5.2	11	0	59	100%
Oct 11	at NYG	W	1/1	36	26	72.2	278	7.7	3	0	58	1/7	122.2	2	14	7.0	9	0	71	100%
Oct 21	Car	L	1/1	37	30	81.1	310	8.4	2	0	29	4/26	119.6	3	3	1.0	2	0	67	100%
Oct 28	at Jax	W	1/1	30	21	70.0	286	9.5	3	1	39	4/24	119.6	6	28	4.7	13	0	62	100%
Nov 11	Dal	L	1/1	44	32	72.7	360	8.2	2	1	51	2/10	102.5	2	7	3.5	5	0	62	100%
Nov 18	at NO	L	1/1	33	19	57.6	156	4.7	0	3	19	3/18	31.9	1	6	6.0	6	0	51	100%
Nov 25	NYG	W	1/1	28	20	71.4	236	8.4	1	0	24	3/22	108.6	2	-2	-1.0	-1	0	65	100%
Dec 3	Was	W	1/1	39	27	69.2	306	7.9	2	1	39	0/0	98.9	4	-4	-1.0	-1	0	75	100%
Dec 9	at Dal	L	1/1	32	22	68.8	228	7.1	3	0	42	2/6	120.3	4	-3	-0.8	1	0	52	100%
Dec 16	at LAR	W	0/0	INACTIVE (BACK)																
Dec 23	Hou	W	0/0	INACTIVE (BACK)																
Dec 30	at Was	W	0/0	INACTIVE (BACK)																
Totals			**11/11**	**401**	**279**	**69.6**	**3074**	**7.7**	**21**	**7**	**58**	**31/202**	**102.2**	**34**	**93**	**2.7**	**13**	**0**	**724**	**66%**

CAREER HIGHLIGHTS (Continued)

- Orchestrated his third-career game-winning drive with a fourth-quarter comeback in his season debut vs. Ind. (9/23/18). The 17-play, 75-yard scoring drive was the Eagles' longest possession by time (11:18) in the last 20 seasons

2017 - PHILADELPHIA EAGLES (13/13, 0/0)

- Named second-team **All-Pro** by the *Associated Press* and earned his first career **Pro Bowl** nod as the NFC starting QB. Also finished 3rd in MVP voting, behind **Tom Brady** and **Todd Gurley II**
- Led the **Super Bowl LII**-winning Eagles to an 11-2 record in games that he started (sustained season-ending knee injury in Week 14 at L.A. Rams)

300+ YARD GAMES (13)

Date	Opponent	Yards
11/6/16	at New York Giants (L, 23-28)	364
11/11/18	vs. Dallas Cowboys (L, 20-27)	360
9/30/18	at Tennessee Titans (L, 23-26) (OT)	348
12/3/17	at Seattle Seahawks (L, 10-24)	348
9/17/17	at Kansas City Chiefs (L, 20-27)	333
12/11/16	vs. Washington Redskins (L, 22-27)	314
10/7/18	vs. Minnesota Vikings (L, 21-23)	311
10/21/18	vs. Carolina Panthers (L, 17-21)	310
12/4/16	at Cincinnati Bengals (L, 14-32)	308
9/10/17	at Washington Redskins (W, 30-17)	307
12/3/18	vs. Washington Redskins (W, 28-13)	306
10/8/17	vs. Arizona Cardinals (W, 34-7)	304
9/25/16	vs. Pittsburgh Steelers (W, 34-3)	301

3+ PASSING TD GAMES (9)

Date	Opponent	TDs
12/10/17	at Los Angeles Rams (W, 43-35)	4
11/5/17	vs. Denver Broncos (W, 51-23)	4
10/23/17	vs. Washington Redskins (W, 34-24)	4
10/8/17	vs. Arizona Cardinals (W, 34-7)	4
12/9/18	at Dallas Cowboys (L, 23-29) (OT)	3
10/28/18	at Jacksonville Jaguars (W, 24-18)	3
10/11/18	at New York Giants (W, 34-13)	3
11/26/17	vs. Chicago Bears (W, 31-3)	3
10/12/17	at Carolina Panthers (W, 28-23)	3

2017 GAME-BY-GAME STATISTICS (PHILADELPHIA)

				PASSING										RUSHING					SNAPS	
Date	**Opp**		**GP/S**	**Att**	**Cmp**	**Pct**	**Yds**	**Y/A**	**TD**	**Int**	**Lg**	**Sk/Yd**	**Rat**	**Att**	**Yds**	**Avg**	**Lg**	**TD**	**No**	**Pct**
Sep 10	at Was	W	1/1	39	26	66.7	307	7.9	2	1	58t	2/9	96.8	4	6	1.5	4	0	68	100%
Sep 17	at KC	L	1/1	46	25	54.3	333	7.2	2	1	53	6/34	83.0	4	55	13.8	24	0	72	100%
Sep 24	NYG	W	1/1	31	21	67.7	176	5.7	1	0	19	3/15	92.9	6	22	3.7	11	0	76	100%
Oct 1	at LAC	W	1/1	31	17	54.8	242	7.8	1	0	38	1/2	91.1	6	14	2.3	12	0	79	100%
Oct 8	Ari	W	1/1	30	21	70.0	304	10.1	4	1	72t	1/7	128.3	6	11	1.8	7	0	67	100%
Oct 12	at Car	W	1/1	30	16	53.3	222	7.4	3	0	37	3/13	110.7	6	25	4.2	21	0	62	100%
Oct 23	Was	W	1/1	25	17	68.0	268	10.7	4	1	64t	3/24	126.3	8	63	7.9	21	0	65	100%
Oct 29	SF	W	1/1	32	18	56.3	211	6.6	2	1	53t	3/19	84.2	2	7	3.5	6	0	61	87%
Nov 5	Den	W	1/1	27	15	55.6	199	7.4	4	0	32t	1/4	118.7	2	8	4.0	7	0	55	80%
Nov 19	at Dal	W	1/1	27	14	51.9	168	6.2	2	0	28	0/0	95.9	6	13	2.2	6	0	64	100%
Nov 26	Chi	W	1/1	36	23	63.9	227	6.3	3	0	22	1/4	109.4	5	29	5.8	16	0	67	86%
Dec 3	at Sea	L	1/1	45	29	64.4	348	7.7	1	1	51	3/21	86.2	6	30	5.0	12	0	75	100%
Dec 10	at LAR	W	1/1	41	23	56.1	291	7.1	4	1	46	1/10	100.8	3	16	5.3	6	0	68	75%
PLACED ON INJURED RESERVE (KNEE) ON 12/12/17																				
Totals			**13/13**	**440**	**265**	**60.2**	**3296**	**7.5**	**33**	**7**	**72t**	**28/162**	**101.9**	**64**	**299**	**4.7**	**24**	**0**	**879**	**78%**

100+ RATING GAMES (14)

Date	Opponent	Rating
10/8/17	vs. Arizona Cardinals (W, 34-7)	128.3
10/23/17	vs. Washington Redskins (W, 34-24)	126.3
9/25/16	vs. Pittsburgh Steelers (W, 34-3)	125.9
10/11/18	at New York Giants (W, 34-13)	122.2
10/28/18	at Jacksonville Jaguars (W, 24-18)	119.6
10/21/18	vs. Carolina Panthers (L, 17-20)	119.6
11/5/17	vs. Denver Broncos (W, 51-23)	118.7
10/7/18	vs. Minnesota Vikings (L, 21-23)	115.3
10/12/17	at Carolina Panthers (W, 28-23)	110.7
11/26/17	vs. Chicago Bears (W, 31-3)	109.4
11/25/18	vs. New York Giants (W, 25-22)	108.6
10/9/16	at Detroit Lions (L, 23-24)	102.8
11/11/18	vs. Dallas Cowboys (L, 20-27)	102.5
9/11/16	vs. Cleveland Browns (W, 29-10)	101.0
12/10/17	at Los Angeles Rams (W, 43-35)	100.8

GAME-WINNING DRIVES (4)

Date	Opponent	Score	Final
11/25/18	vs. New York Giants	22-22	25-22
9/23/18	vs. Indianapolis Colts	13-16	20-16
9/24/17	vs. New York Giants	13-15	24-15
11/13/16	vs. Atlanta Falcons	24-24	27-24

CAREER HIGHLIGHTS (Continued)

- Established an Eagles single-season record with a career-high 33 passing TDs, breaking the previous mark of 32 set by **Sonny Jurgensen** in 1961
- Ranked 2nd in the NFL with 33 passing TDs, trailing only **Russell Wilson** (34). Led the NFL in TDs per game (2.54) and passing TD percentage (7.5%) (min. 400 attempts)
- Became just the third QB in NFL history to throw 33+ TDs and no more than 7 INTs through 13 games, joining **Tom Brady** in 2015 (33-6) and 2007 (45-5) and **Aaron Rodgers** in 2014 (35-3) and 2011 (39-6)
- Only three NFL QBs have recorded 33+ passing TDs and a 100+ passer rating in their first or second season: Wentz in 2017 (33-101.9), **Kurt Warner** in 1999 (41-109.2) and **Dan Marino** in 1984 (48-108.9)
- Ranked 4th in the NFL with a career-high 101.9 passer rating, behind **Alex Smith** (104.7), **Drew Brees** (103.9) and **Tom Brady** (102.8)

G/C STEFEN WISNIEWSKI 61

6-3 | 305 8th Year

DOB: March 22, 1989 (Age 29)

Pittsburgh, Pennsylvania

☆ **Central Catholic High School**

Penn State
D2-11 (48th overall) by Oakland
Acquired: FA-Jax-16



2017

Originally a 2nd-round draft choice of the Oakland Raiders in 2011, **Stefen Wisniewski** (pronounced STEF-in wiz-NEW-skee) signed with the Eagles as a free agent during the 2016 offseason and re-signed with the club in 2017 on a 3-year deal. The versatile Penn State lineman earned the starting left guard job during the 2017 season to help solidify Philadelphia's **Super Bowl LII**-winning offensive line.

THREE STEP DROP

Biggest influence: His father, Leo, who also played at Penn State and was selected by the Baltimore Colts in the 1982 NFL Draft

First jersey: His uncle, Steve, who was an eight-time Pro Bowler and two-time All-Pro selection at guard with the L.A. Rams and Oakland Raiders (1989-2001)

Best player he has faced: Dontari Poe

Best part of playing offensive line: "It's the strongest community and it's a genuine unit. There's a real camaraderie on the offensive line."

Most challenging aspect of playing o-line: "It's an unnatural position. When you pass block, you're moving backward trying to stop someone coming at you at full force. It takes a lot of training."

Position he'd like to play: Defensive end

CAREER HIGHLIGHTS

- Has played in 122 regular-season games with 100 starts during his eight-year career. Versatility has allowed him to start 38 games at LG and 62 games at C
- Earned the starting left guard job during the 2017 season to help solidify the Eagles' **Super Bowl LII**-winning offensive line. Helped the team rank 3rd in the NFL in offensive points (414, tied) and rushing offense (132.2), and 7th in total offense (365.8)
- Proved to be a key reserve on the Eagles offensive line in his first season with the club in 2016. Played in all 16 games and made 6 starts at LG. Made his first start of the season at LG at NYG (11/6/16), marking the first time he started a game at the guard position since his rookie year in 2011
- In 2015, started all 16 games at center for the Jacksonville Jaguars and helped protect second-year QB **Blake Bortles**, who set career highs in completions (355), passing yards (4,428) and TD passes (35)
- Despite suffering a torn labrum in 2014, battled through the injury to start all 16 games at center for the Raiders and allowed just 1.5 sacks on the season. Protected Raiders QB **Derek Carr** as the rookie posted the 2nd-most completions (348) and the 5th-most passing touchdowns (21) by a rookie in NFL history

G/C STEFEN WISNIEWSKI 61

CAREER STATISTICS						
			STARTS		OFF SNAPS	
Year	Team	GP/S	LG	C	No	Pct
2011	Oakland	16/16	15	1	N/A	N/A
2012	Oakland	15/15	0	15	1008	93%
2013	Oakland	14/14	0	14	904	87%
2014	Oakland	16/16	0	16	1013	98%
2015	Jacksonville	16/16	0	16	1058	100%
2016	Philadelphia	16/6	6	0	607	54%
2017	Philadelphia	14/11	11	0	696	62%
2018	Philadelphia	16/7	7	0	643	59%
Totals		**123/101**	**39**	**62**	**---**	**---**
PLAYOFFS						
2017	Philadelphia	3/3	3	0	202	98%
Totals		**3/3**	**3**	**0**	**---**	**---**

CAREER HIGHLIGHTS (Continued)

- After playing left guard as a rookie, made the transition to center during the 2012 offseason and started 15 games at the position for the Raiders after missing the season opener with a calf injury
- Started all 16 games at left guard for Oakland as a rookie and was named to the *Pro Football Weekly* All-Rookie Team. Was a part of an offensive line that surrendered a single-season franchise-low 25 sacks, marking the third-lowest total in the league

COLLEGE HIGHLIGHTS

- Earned four letters for the Penn State Nittany Lions and became the first student-athlete in school history to be named an ESPN Academic All-American three times (2008-2010). Appeared in 46 games with 39 starts
- Started all 13 games at right guard as a senior in 2010 and was named a first-team All-American
- Made the switch from guard to center for the 2009 season and started every game for the Nittany Lions, playing 905 snaps and earning first-team All-Big Ten recognition from the coaches and media. Also earned third-team All-American honors from *Collegefootballnews.com*

FOOTBALL IS FAMILY

Stefen's father, Leo Wisniewski (pictured left), was selected by the Baltimore Colts with the 1st pick in the 2nd round of the 1982 NFL Draft (28th overall) and played NT in the league for three seasons (1982-1984). Leo played in 36 games for the Colts and compiled 14.5 sacks, including a career-high 7 in 1984, the first year the Colts played in Indianapolis. Like Stefen, Leo played collegiately at Penn State where he earned three letters and served as a team captain as a senior in 1981.

The NFL ties do not stop with Stefen's father, as his uncle, Steve Wisniewski (pictured right), was an eight-time Pro Bowler and two-time first-team all-pro as a guard for the Raiders from 1989-1991. Seven years after his older brother Leo was selected with the 1st pick of the 2nd round, Steve also became the 1st pick of the 2nd round (29th overall) when he was selected by the Dallas Cowboys in the 1989 NFL Draft. Cowboys rookie head coach Jimmy Johnson immediately traded Steve to the Raiders in exchange for 2nd-round, 3rd-round and 5th-round selections, one of which (2nd round, 39th overall) he used to select current FOX analyst and former FB Daryl Johnston. Like brother Leo and nephew Stefen, Steve played collegiately at Penn State. Steve is pictured above playing in the 1998 Pro Bowl.

@stefenwiz61

PHILADELPHIA 18, ATLANTA 12

THURSDAY, SEPTEMBER 6, 2018 - LINCOLN FINANCIAL FIELD

POST-GAME NOTES

SEASON-OPENING SUCCESS

- Philadelphia has won each of its last three season openers, tying for the 3rd-longest streak in franchise history, behind 1942-47 (six) and 2011-14 (four). The Eagles have won nine of their last 11 season openers since 2008, including seven of their last eight overall.
- Doug Pederson became just the fourth head coach in Eagles history to win three straight season openers, joining Rich Kotite (three, 1991-93), Dick Vermeil (three, 1979-81) and Greasy Neale (six, 1942-47).

HOME, SWEET HOME

- Since 2016, Philadelphia has produced a 16-3 record at Lincoln Financial Field (including playoffs), which marks the best home winning percentage (.842) in the NFL in that span.
- The Eagles have won 12 of their last 13 home games dating back to Week 16 of 2016 (including playoffs), with their only loss coming in the 2017 season finale vs. Dallas (L, 0-6 on 12/31/17).

JAY TRAIN COMES THROUGH

- Jay Ajayi scored each of the Eagles' TDs, marking his 2nd career game with multiple rushing TDs (also 2 TDs on 10/16/16 vs. Pittsburgh with Miami).
- Ajayi became just the third player in Eagles history to rush for multiple TDs in a season opener, joining Wilbert Montgomery on 9/12/82 vs. Washington (2 TDs) and Tom Woodeshick on 9/17/67 vs. Washington (2 TDs). The last Eagles RB to record multiple offensive TDs in a season opener was DeMarco Murray on 9/14/15 at Atlanta (1 rushing TD, 1 receiving TD).

SPROLES MOVES UP THE RECORD BOOKS

- Darren Sproles now ranks 6th in the NFL history with 19,216 career all-purpose yards, trailing only Jerry Rice (23,546), Brian Mitchell (23,330), Walter Payton (21,803), Emmitt Smith (21,564) and Tim Brown (19,682). With 61 all-purpose yards in the season-opening game, Sproles surpassed Steve Smith Sr. (19,180) and Marshall Faulk (19,190).



TEAM STATISTICS

	ATLANTA	PHILADELPHIA
First Downs	16	18
Net Yards Gained	299	232
Rushes/Yards	18/74	27/113
Net Yards Passing	225	119
Att/Comp/INT	43/21/1	35/20/1
Sacked/Yards Lost	4/26	2/13
Punts/Average	6/47.7	6/52.2
Fumbles/Lost	1/0	2/1
Penalties/Yards	15/135	11/101
Time of Possession	27:50	32:10
3rd-Down Efficiency	4/15	8/16
Turnover Ratio	+1	-1

SCORING RECAP

Team	Qtr.	Time	Play Description (Extra Point) (Drive Info)	Falcons	Eagles
Falcons	1	5:01	M.Bryant 21 yd. FG (9-41, 4:07)	3	0
Eagles	2	6:09	J.Elliott 26 yd. FG (14-52, 8:03)	3	3
Falcons	2	2:08	M.Bryant 52 yd. FG (8-41, 4:01)	6	3
Eagles	3	4:37	J.Ajayi 1 yd. run (J.Elliott kick) (11-63, 5:34)	6	10
Falcons	4	9:48	T.Coleman 9 yd. run (kick failed, hru) (2-27, 0:47)	12	10
Eagles	4	2:19	J.Ajayi 11 yd. run (J.Ajayi run) (8-54, 2:32)	12	18

EAGLES INDIVIDUAL STATISTICS

RUSHING: J.Ajayi 15-62-2TDs, C.Clement 5-26, N.Agholor 1-16, D.Sproles 5-10, N.Foles 1--1

RECEIVING: N.Agholor 8-33, Z.Ertz 5-48, D.Sproles 4-22, N.Foles 1-15, D.Carter 1-10, D.Goedert 1-4

PASSING: N.Foles 19-34-117-0TDs-1, N.Agholor 1-1-15-0TDs-0

INTERCEPTIONS: R.Douglas 1-0

SACKS: F.Cox 1.5, J.Hicks 1.5, C.Long 1.0

FIELD GOALS: J.Elliott (26G)

FALCONS INDIVIDUAL STATISTICS

RUSHING: D.Freeman 6-36, T.Coleman 9-19-1TD, J.Jones 1-11, M.Ryan 2-8

RECEIVING: J.Jones 10-169, M.Sanu 4-18, A.Hooper 3-24, D.Freeman 3-14, T.Coleman 1-26

PASSING: M.Ryan 21-43-251-0TDs-1

INTERCEPTIONS: D.Jones 1-20

SACKS: T.McKinley 1.0, B.Poole 1.0

FIELD GOALS: M.Bryant (21G, 52G)

PHILADELPHIA 21, TAMPA BAY 27

SUNDAY, SEPTEMBER 16, 2018 - RAYMOND JAMES STADIUM

POST-GAME NOTES

OFFENSIVE NOTES

- Nick Foles surpassed Norm Van Brocklin (7,497; 1958-60) for the 9th-most passing yards in Eagles history. Foles also eclipsed 10,000 career passing yards. Foles finished the game with 334 passing yards (35-of-48) and 1 TD for a 98.8 QB rating.
- Foles registered his 11th 300-yard passing game as an Eagle (including playoffs) and has now recorded the 4th-most 300-yard passing games in franchise history.
- Zach Ertz led all Eagles receivers in receptions (11) and yards (94), recording his franchise-record 6th-career game with 10+ receptions. Ertz's 6 career games with 10+ receptions lead all NFL TEs since he entered the league in 2013.

DEFENSIVE NOTES

- Fletcher Cox's first-quarter sack of Buccaneers QB Ryan Fitzpatrick moved him into sole possession of 9th place on the Eagles' all-time sacks list. His 36.5 career sacks are the 2nd-most ever by an Eagles interior defensive lineman, trailing only Andy Harmon (39.5; 1991-97).
- Ronald Darby recorded his first INT of the season when he picked off a ball tipped by Rodney McLeod on a deep pass intended for Buccaneers TE O.J. Howard in the first quarter. It marked Darby's 6th-career INT and 4th overall with the Eagles. Darby has posted 3 INTs in his last 5 regular-season games dating back to 2017.
- In the fourth quarter, Malcolm Jenkins (9th-career FF) punched the ball out of Buccaneers WR Mike Evans' hands and was recovered by Jordan Hicks (6th-career FR).

SPECIAL TEAMS NOTES

- First-year punter Cameron Johnston recorded a 56.0 yard gross punting average on five punts, marking the 2nd-highest single-game gross punting average in franchise history. Mat McBriar owns the Eagles' record with a 56.6 gross punting average on 10/14/12 vs. Detroit.



TEAM STATISTICS

	PHILADELPHIA	TAMPA BAY
First Downs	24	18
Net Yards Gained	412	436
Rushes/Yards	24/91	23/43
Net Yards Passing	321	393
Att/Comp/INT	48/35/0	33/27/1
Sacked/Yards Lost	3/13	2/9
Punts/Average	5/56.0	6/43.3
Fumbles/Lost	2/2	1/1
Penalties/Yards	6/55	4/44
Time of Possession	35:39	24:21
3rd-Down Efficiency	5/15	4/10
Turnover Ratio	Even	Even

SCORING RECAP

Team	Qtr.	Time	Play Description (Extra Point) (Drive Info)	Eagles	Buccaneers
Buccaneers	1	14:49	D.Jackson 75 yd. pass from R.Fitzpatrick (C.Catanzaro kick) (1-75, 0:11)	0	7
Eagles	2	4:51	C.Clement 15 yd. run (J.Elliott kick) (13-78, 6:09)	7	7
Buccaneers	2	4:39	O.Howard 75 yd. pass from R.Fitzpatrick (kick failed, wr) (1-75, 0:12)	7	13
Buccaneers	2	0:42	C.Godwin 8 yd. pass from R.Fitzpatrick (C.Catanzaro kick) (6-70, 1:44)	7	20
Buccaneers	3	9:19	M.Evans 4 yd. pass from R.Fitzpatrick (C.Catanzaro kick) (7-54, 3:17)	7	27
Eagles	3	0:09	J.Ajayi 2 yd. run (J.Elliott kick) (9-84, 3:42)	14	27
Eagles	4	2:46	N.Agholor 2 yd. pass from N.Foles (J.Elliott kick) (8-78, 3:50)	21	27

EAGLES INDIVIDUAL STATISTICS

RUSHING: C.Clement 6-30-1TD, W.Smallwood 7-28, J.Ajayi 7-23-1TD, N.Foles 3-8, N.Agholor 1-2

RECEIVING: Z.Ertz 11-94, N.Agholor 8-88-1TD, C.Clement 5-55, K.Aiken 5-39, J.Perkins 4-57, J.Ajayi 1-4, W.Smallwood 1-2, N.Foles 0--5

PASSING: N.Foles 35-48-334-1TD-0

INTERCEPTIONS: R.Darby 1-16

SACKS: N.Bradham 1.0, F.Cox 1.0

FIELD GOALS: J.Elliott (42RU)

BUCCANEERS INDIVIDUAL STATISTICS

RUSHING: P.Barber 16-22, J.Rodgers 5-13, S.Wilson 1-9, R.Fitzpatrick 1--1

RECEIVING: M.Evans 10-83-1TD, C.Godwin 5-56-1TD, D.Jackson 4-129-1TD, O.Howard 3-96-1TD, J.Rodgers 3-23, A.Humphries 1-8, P.Barber 1-7

PASSING: R.Fitzpatrick 27-33-402-4TDs-1

INTERCEPTIONS: NONE

SACKS: K.Alexander 1.0, G.McCoy 1.0, J.Pierre-Paul 1.0

FIELD GOALS: NONE

PHILADELPHIA 20, INDIANAPOLIS 16

SUNDAY, SEPTEMBER 23, 2018 - LINCOLN FINANCIAL FIELD

POST-GAME NOTES

WINNING WAYS

- Including playoffs, Philadelphia is 17-3 (.850) in its last 20 games, as well as 20-4 (.833) in its last 24 overall. The Eagles' 17-3 record since Week 3 of 2017 marks their best 20-game stretch since 12/7/03-12/19/04 (also 17-3). The last time Philadelphia won 20+ games over a 24-game stretch was 11/16/03-12/27/04 (also 20-4).

HOME, SWEET HOME

- Since 2016, Philadelphia owns a 17-3 record at Lincoln Financial Field (including playoffs), marking the best home winning percentage (.850) in the NFL in that span.

WENTZ RETURNS

- Sunday marked Carson Wentz's 2018 debut and first game back since sustaining a season-ending injury in Week 14 of 2017.
- Wentz orchestrated his third-career game-winning drive with a 17-play, 65-yard touchdown march that lasted 11:18 and gave the Eagles a 20-16 advantage with 3:02 remaining. The fourth-quarter comeback marked the Eagles' longest drive in terms of time (11:18) since at least 1999. The next highest was a 10:26 drive on 9/18/05 vs. San Francisco.

TIGHT END PRODUCTION

- Eagles TEs combined for 13 receptions, 156 yards and 1 TD in Sunday's win, with Dallas Goedert and Zach Ertz each tying for the team lead with 73 receiving yards (Joshua Perkins also had 1 reception for 10 yards).
- Sunday marked the first time two Eagles TEs registered 70+ receiving yards in the same game since Ray Poage (5 receptions, 142 yards) and Pete Retzlaff (6 receptions, 118 yards) on 12/5/65 vs. Dallas.

DEFENSE STANDS STRONG

- Philadelphia's defense limited Indianapolis to just 2-of-12 (16.7%) on third down, marking the Eagles' best opponent third-down percentage since 11/23/14 vs. Tennessee (also 2-of-12, 16.7%) (min. 10 third-down attempts).
- The Eagles took a 10-7 lead into halftime and have not allowed more than 10 points in the first half in 13 consecutive games at Lincoln Financial Field (dating back to Week 17 of 2016). In that span, Philadelphia has held opponents to just 73 first-half points at home, amounting to 5.6 points per half.



TEAM STATISTICS

	INDIANAPOLIS	PHILADELPHIA
First Downs	14	26
Net Yards Gained	209	379
Rushes/Yards	13/68	35/152
Net Yards Passing	141	227
Att/Comp/INT	41/25/0	37/25/1
Sacked/Yards Lost	2/23	5/28
Punts/Average	5/44.4	3/42.7
Fumbles/Lost	0/0	4/1
Penalties/Yards	11/77	10/110
Time of Possession	19:48	40:12
3rd-Down Efficiency	2/12	6/14
Turnover Ratio	+2	-2

- The Eagles took a 10-7 lead into halftime against the Colts. The Eagles have not allowed more than 10 points in the first half in 13 consecutive games at Lincoln Financial Field (dating back to Week 17 of 2016). In that span, Philadelphia has held opponents to just 73 first-half points at home, amounting to 5.6 points per half.

SCORING RECAP

Team	Qtr.	Time	Play Description (Extra Point) (Drive Info)	Colts	Eagles
Eagles	1	7:10	D.Goedert 13 yd. pass from C.Wentz (J.Elliott kick) (12-79, 5:11)	0	7
Colts	1	0:24	R.Grant 5 yd. pass from A.Luck (A.Vinatieri kick) (6-55, 1:52)	7	7
Eagles	2	3:05	J.Elliott 33 yd. FG (11-75, 6:40)	7	10
Colts	3	9:41	A.Vinatieri 35 yd. FG (9-48, 3:35)	10	10
Colts	3	8:23	A.Vinatieri 31 yd. FG (4-4, 1:07)	13	10
Eagles	3	2:50	J.Elliott 24 yd. FG (13-75, 5:33)	13	13
Colts	4	14:20	A.Vinatieri 28 yd. FG (4-3, 0:56)	16	13
Eagles	4	3:02	W.Smallwood 4 yd. run (J.Elliott kick) (17-75, 11:18)	16	20

EAGLES INDIVIDUAL STATISTICS

RUSHING: C.Clement 16-56, W.Smallwood 10-56-1TD, J.Adams 6-30, C.Wentz 3-10

RECEIVING: D.Goedert 7-73-1TD, Z.Ertz 5-73, N.Agholor 4-24, W.Smallwood 3-35, C.Clement 3-19, J.Matthews 2-21, J.Perkins 1-10

PASSING: C.Wentz 25-37-255-1TD-1

INTERCEPTIONS: NONE

SACKS: D.Barnett 1.5, F.Cox 0.5

FIELD GOALS: J.Elliott (55WL, 33G, 24G)

COLTS INDIVIDUAL STATISTICS

RUSHING: A.Luck 1-33, J.Wilkins 6-19, N.Hines 5-18, M.Johnson 1--2

RECEIVING: T.Hilton 5-50, E.Ebron 5-33, N.Hines 5-25, R.Grant 3-35-1TD, C.Rogers 2-14, J.Wilkins 2-1, E.Swoope 1-7, Z.Pascal 1-3, R.Kelly 1--4

PASSING: A.Luck 25-40-164-1TD-0, J.Brissett 0-1-0-0TDs-0

INTERCEPTIONS: A.Walker 1-11

SACKS: D.Leonard 2.0, K.Turay 1.5, M.Hunt 1.0, J.Sheard 0.5

FIELD GOALS: A.Vinatieri (35G, 31G, 28G)

PHILADELPHIA 23, TENNESSEE 26 (OT)

SUNDAY, SEPTEMBER 30, 2018 - NISSAN STADIUM

POST-GAME NOTES

OFFENSIVE NOTES

- Zach Ertz led the Eagles in receptions (10) and receiving yards (112). Ertz's performance marked his franchise-record 7th career game with 10+ receptions as well as his 7th career game with 100+ receiving yards.
- Alshon Jeffery produced his 14th career 100+ yard game (first as an Eagle) after logging 8 receptions for 105 yards and 1 TD. The last time Jeffery had 100+ yards and 1 TD in a single game was on 12/13/15 vs. Washington with Chicago (107 yards, 1 TD). His 8 receptions were his most in a single game since 11/9/15 at San Diego with Chicago (10 receptions).
- Ertz (112 yards) and Jeffery (105 yards) each recorded 100+ receiving yards in the contest. The last time the Eagles had multiple 100+ yard receivers in the same game was on 12/26/15 vs. Washington (Ertz – 122 yards, Jordan Matthews – 104 yards).
- Carson Wentz completed 33-of-50 (66.0%) attempts for 348 yards, 2 TDs, 0 INTs and a 99.4 passer rating. Wentz's 33 completions are the 2nd-most he has ever recorded in a single game (36 completions on 12/4/16 at Cincinnati.). His 348 passing yards (9th career game with 300+ passing yards) tied for the 2nd-most of his career (also 12/3/17 at Seattle), behind a 364-yard performance on 11/6/16 at N.Y. Giants.
- Wentz became the first Eagles QB to register 30+ completions with 2+ TDs and 0 INTs since Nick Foles on 12/9/12 at Tampa Bay (32 completions, 2 TDs, 0 INTs).
- Wentz moved into 10th place on the Eagles' all-time passing yardage list (now 7,681), surpassing Norm Van Brocklin (7,497, 1958-60).
- Jordan Matthews' 56-yard receiving TD in the second quarter was the 2nd-longest reception of his career (78-yard TD on 12/20/15 vs. Arizona). Matthews leads all Eagles players with 20 receiving TDs dating back to the 2014 season.

TEAM STATISTICS

	PHILADELPHIA	TENNESSEE
First Downs	25	22
Net Yards Gained	432	397
Rushes/Yards	22/117	22/70
Net Yards Passing	315	327
Att/Comp/INT	50/33/0	43/30/1
Sacked/Yards Lost	4/33	3/17
Punts/Average	6/51.3	5/50.8
Fumbles/Lost	3/1	1/0
Penalties/Yards	8/77	4/30
Time of Possession	34:25	35:30
3rd-Down Efficiency	5/15	5/16
Turnover Ratio	Even	Even

SCORING RECAP

Team	Qtr.	Time	Play Description (Extra Point) (Drive Info)	Eagles	Titans
Titans	1	11:22	R.Succop 42 yd. FG (8-51, 3:38)	0	3
Eagles	2	4:04	J.Matthews 56 yd. pass from C.Wentz (J.Elliott kick) (8-97, 4:52)	7	3
Eagles	2	0:00	J.Elliott 27 yd. FG (4-8, 0:26)	10	3
Eagles	3	7:36	A.Jeffery 16 yd. pass from C.Wentz (J.Elliott kick) (12-75, 7:24)	17	3
Titans	3	2:51	M.Mariota 2 yd. run (R.Succop kick) (8-75, 4:45)	17	10
Titans	4	9:18	R.Succop 33 yd. FG (9-20, 4:45)	17	13
Titans	4	5:01	T.Sharpe 11 yd. pass from M.Mariota (R.Succop kick) (5-75, 2:54)	17	20
Eagles	4	0:16	J.Elliott 30 yd. FG (6-27, 1:25)	20	20
Eagles	5 (OT)	6:19	J.Elliott 37 yd. FG (9-56, 3:41)	23	20
Titans	5 (OT)	0:05	C.Davis 10 yd. pass from M.Mariota (16-75, 6:14)	23	26

EAGLES INDIVIDUAL STATISTICS

RUSHING: J.Ajayi 15-70, W.Smallwood 5-39, C.Wentz 2-8

RECEIVING: Z.Ertz 10-112, A.Jeffery 8-105-1TD, N.Agholor 5-22, W.Smallwood 3-15, J.Ajayi 3-11, D.Goedert 2-13, J.Matthews 1-56-1TD, K.Aiken 1-14

PASSING: C.Wentz 33-50-348-2TDs-0

INTERCEPTIONS: A.Maddox 1-23

SACKS: D.Barnett 1.0, M.Bennett 1.0, H.Ngata 1.0

FIELD GOALS: J.Elliott (27G, 30G, 37G)

TITANS INDIVIDUAL STATISTICS

RUSHING: M.Mariota 10-46-1TD, D.Henry 8-24, D.Lewis 4-0

RECEIVING: C.Davis 9-161-1TD, D.Lewis 9-66, T.Taylor 7-77, T.Sharpe 2-27-1TD, D.Henry 2-7, D.Jennings 1-6

PASSING: M.Mariota 30-43-344-2TDs-1

INTERCEPTIONS: NONE

SACKS: J.Brown 1.0, M.Butler 1.0, S.Finch 1.0, H.Landry 1.0

FIELD GOALS: R.Succop (42G, 33G)

PHILADELPHIA 21, MINNESOTA 23

SUNDAY, OCTOBER 7, 2018 - LINCOLN FINANCIAL FIELD

POST-GAME NOTES

WENTZ THROWS FOR 300+ YARDS

- Carson Wentz recorded season highs in completion percentage (68.6%, 24-of-35), yards per attempt (8.9), passing TDs (2, tied) and passer rating (115.3).
- Wentz became the first Eagles QB to throw for 300+ yards, 2+ TDs and 0 INTs in consecutive games since Randall Cunningham from 9/4/94-9/12/94.
- Wentz has thrown 1+ TD in 18 consecutive games, which is tied with Randall Cunningham (9/13/87-10/10/88) for the longest streak ever by an Eagles QB.
- Wentz recorded his 10th career game with 300+ passing yards, which is tied with Michael Vick (2009-13) and Sonny Jurgensen (1957-63) for the 5th-most such games in franchise history. Wentz also produced his 10th career game with a 100+ passer rating, tying Nick Foles (2012-14, 17-present) for the 6th-most such games in team history.
- Wentz surpassed Tommy Thompson (723, 1941-50) for the 6th-most completions in Eagles history (now 726). Wentz also moved past Nick Foles (7,741, 2012-14, 17-present) for sole possession of 9th place on the club's all-time passing yardage list (now 7,992).

ERTZ LEADS EAGLES IN RECEIVING

- Zach Ertz led the Eagles with 10 receptions for 110 yards (11.0 avg.) and 1 TD. Ertz became the first Eagle to register 10+ receptions and 100+ receiving yards in back-to-back games since Pete Pihos from 12/4/55-12/11/55. Ertz is the first NFL TE to accomplish the feat since Tony Gonzalez with Kansas City from 12/25/04-1/2/05.
- Ertz surpassed DeSean Jackson (356, 2008-13) for the 8th-most receptions in Eagles history (now 362). Ertz needs only 1 reception to tie Mike Quick (363, 1982-90) for the 7th-most catches in franchise history.

MORE FROM THE GAME

- Brandon Graham recorded his first sack of the season and now has 39.5 career sacks, which are tied with Andy Harmon (1991-97) for the 6th-most in Eagles history.

TEAM STATISTICS

	MINNESOTA	PHILADELPHIA
First Downs	19	21
Net Yards Gained	375	364
Rushes/Yards	23/77	17/81
Net Yards Passing	298	283
Att/Comp/INT	37/30/0	35/24/0
Sacked/Yards Lost	1/3	3/28
Punts/Average	2/39.0	4/46.8
Fumbles/Lost	2/1	2/2
Penalties/Yards	4/23	8/52
Time of Possession	32:47	27:13
3rd-Down Efficiency	4/11	2/9
Turnover Ratio	+1	-1

SCORING RECAP

Team	Qtr.	Time	Play Description (Extra Point) (Drive Info)	Vikings	Eagles
Vikings	1	5:02	D.Bailey 37 yd. FG (5-31, 2:02)	3	0
Eagles	2	12:24	J.Elliott 30 yd. FG (5-55, 2:11)	3	3
Vikings	2	4:12	L.Joseph 64 yd. fumble return (D.Bailey kick) (8-56, 2:24)	10	3
Vikings	2	0:21	A.Thielen 3 yd. pass from K.Cousins (D.Bailey kick) (8-56, 2:24)	17	3
Vikings	3	7:32	D.Bailey 22 yd. FG (6-91, 2:01)	20	3
Eagles	3	2:57	J.Elliott 28 yd. FG (8-67, 4:35)	20	6
Eagles	4	12:05	W.Smallwood 12 yd. pass from C.Wentz (W.Smallwood run) (10-66, 4:14)	20	14
Vikings	4	2:47	D.Bailey 52 yd. Field Goal (11-55, 6:24)	23	14
Eagles	4	1:09	Z.Ertz 7 yd. pass from C.Wentz (J.Elliott kick) (7-75, 1:38)	23	21

EAGLES INDIVIDUAL STATISTICS

RUSHING: J.Ajayi 8-29, W.Smallwood 3-27, C.Wentz 5-26, J.Adams 1--1

RECEIVING: Z.Ertz 10-110-1TD, N.Agholor 4-45, W.Smallwood 3-44-1TD, A.Jeffery 2-39, D.Goedert 2-16, S.Gibson 1-48, J.Ajayi 1-5, J.Matthews 1-4

PASSING: C.Wentz 24-35-311-2TDs-0

INTERCEPTIONS: NONE

SACKS: B.Graham 1.0

FIELD GOALS: J.Elliott (30G, 28G)

VIKINGS INDIVIDUAL STATISTICS

RUSHING: L.Murray 11-42, S.Diggs 2-25, R.Thomas 4-8, K.Cousins 5-1, M.Boone 1-1

RECEIVING: S.Diggs 10-91, A.Thielen 7-116-1TD, K.Rudolph 5-41, L.Treadwell 3-21, L.Murray 2-14, C.Ham 1-7, R.Thomas 1-6, D.Morgan 1-5

PASSING: K.Cousins 30-37-301-1TD-0

INTERCEPTIONS: NONE

SACKS: D.Hunter 1.0, L.Joseph 1.0, S.Weatherly 1.0

FIELD GOALS: D.Bailey (28LU, 37G, 45WR, 22G, 52G)

PHILADELPHIA 34, N.Y. GIANTS 13

THURSDAY, OCTOBER 11, 2018 - METLIFE STADIUM

POST-GAME NOTES

WENTZ THROWS FOR SEASON-HIGH 3 TDs

- Carson Wentz recorded 3+ passing TDs (13-yard TD and 1-yard TD to Alshon Jeffery; 10-yard TD to Zach Ertz) for the first time since 12/10/17 at L.A. Rams (4 TDs) and for the 7th time overall in his career. Wentz has now produced 18 career games with multiple passing TDs, throwing for 2+ TDs in each of his last 3 contests. Wentz has thrown 1+ TD in each of his last 19 games played, marking the longest streak in franchise history and 2nd-longest active streak in the NFL, trailing only Andrew Luck (27 consecutive games played, including playoffs).
- Wentz surpassed Norm Van Brocklin (55, 1958-60) and Adrian Burk (55, 1951-56) to tie Michael Vick (57, 2009-13) and Bobby Thomason (57, 1952-57) for the 7th-most passing TDs in Eagles history. Wentz also moved past Roman Gabriel (1,185, 1973-77) for the 7th-most pass attempts in team history as well as Bobby Thomason (8,124, 1952-57) for 8th place on the Eagles' all-time passing yardage list.

JEFFERY RECORDS 5TH CAREER MULTI-TD GAME

- Alshon Jeffery produced his first game with 2+ TDs (5th career multi-TD game) since the 2017 NFC Championship Game on 1/21/18 vs. Minnesota (also 2 TDs). Jeffery helped the Eagles take a 7-0 lead in the first quarter (13-yard TD) as well as a 31-6 advantage in the third quarter (1-yard TD).

ERTZ RISES UP RECORD BOOKS

- Zach Ertz surpassed Mike Quick (363, 1982-90) for the 7th-most receptions in Eagles history with 369 (4th-most ever by an Eagles TE).

DEFENSIVE NOTES

- Fletcher Cox sacked Giants QB Eli Manning for a 6-yard loss with 7:22 remaining in the 4th quarter. He leads the team in sacks (4) and has moved out of a tie with Seth Joyner (37.0, 1986-93) for sole possession of 8th-place on the Eagles' all-time sacks list (38.0).
- Michael Bennett recorded a strip-sack of Giants QB Eli Manning and is now tied with James Harrison for the 2nd-most sacks (56.0) by an undrafted NFL player since 2009, trailing only Cameron Wake (93.0) in that category.

TEAM STATISTICS

	PHILADELPHIA	N.Y. GIANTS
First Downs	23	17
Net Yards Gained	379	401
Rushes/Yards	31/108	17/147
Net Yards Passing	271	254
Att/Comp/INT	36/26/0	43/24/1
Sacked/Yards Lost	1/7	4/27
Punts/Average	5/48.0	5/50.6
Fumbles/Lost	3/0	2/0
Penalties/Yards	4/25	5/61
Time of Possession	32:30	27:30
3rd-Down Efficiency	9/16	4/14
Turnover Ratio	+1	-1

SCORING RECAP

Team	Qtr.	Time	Play Description (Extra Point) (Drive Info)	Eagles	Giants
Eagles	1	13:15	A.Jeffery 13 yd. pass from C.Wentz (J.Elliott kick) (3-16, 1:00)	7	0
Giants	1	10:06	A.Rosas 33 yd. FG (7-60, 3:09)	7	3
Eagles	1	1:28	C.Clement 1 yd. run (J.Elliott kick) (6-44, 3:21)	14	3
Giants	2	5:44	A.Rosas 21 yd. FG (9-65, 2:30)	14	6
Eagles	2	4:22	Z.Ertz 10 yd. pass from C.Wentz (J.Elliott kick) (4-75, 1:22)	21	6
Eagles	2	1:29	J.Elliott 33 yd. FG (6-35, 1:33)	24	6
Eagles	3	8:42	A.Jeffery 1 yd. pass from C.Wentz (J.Elliott kick) (12-75, 6:18)	31	6
Giants	3	6:10	S.Barkley 50 yd. run (A.Rosas kick) (5-75, 2:32)	31	13
Eagles	4	14:52	J.Elliott 30 yd. FG (13-64, 6:18)	34	13

EAGLES INDIVIDUAL STATISTICS

RUSHING: W.Smallwood 18-51, C.Clement 11-43-1TD, C.Wentz 2-14

RECEIVING: A.Jeffery 8-74-2TDs, Z.Ertz 7-43-1TD, N.Agholor 3-91, C.Clement 3-26, J.Matthews 2-26, D.Carter 1-11, D. Goedert 1-7, W.Smallwood 1-0

PASSING: C.Wentz 26-36-278-3TDs-0

INTERCEPTIONS: K.Grugier-Hill 1-24

SACKS: M.Bennett 1.0, N.Bradham 1.0, F.Cox 1.0, D.Vaeao 1.0

FIELD GOALS: J.Elliott (33G, 54WR, 30G)

GIANTS INDIVIDUAL STATISTICS

RUSHING: S.Barkley 13-130-1TD, W.Gallman 4-17

RECEIVING: S.Barkley 9-99, O.Beckham 6-44, C.Latimer 3-52, S.Shepard 3-37, W.Gallman 2-25, S.Simonson 1-24

PASSING: E.Manning 24-43-281-0TDs-1

INTERCEPTIONS: NONE

SACKS: O.Vernon 1.0

FIELD GOALS: A.Rosas (33G, 21G, 52SH)

PHILADELPHIA 17, CAROLINA 21

SUNDAY, OCTOBER 21, 2018 - LINCOLN FINANCIAL FIELD

POST-GAME NOTES

WENTZ THROWS FOR 300+ YARDS, 2 TDs & 0 INTs

- Carson Wentz completed a career-high 81.1% (30-of-37) of his pass attempts for 310 yards, 2 TDs, 0 INTs and a 119.6 passer rating.
- Wentz completed 15 consecutive passes between the second and third quarters, tying for the 3rd-longest streak in Eagles history. Wentz has also thrown a career-best 173 consecutive passes without an INT, marking the longest streak by an Eagles QB since Nick Foles from 12/23/12-12/8/13 (237 attempts).
- Wentz has registered 2+ passing TDs with 0 INTs in 4 straight games, tying Donovan McNabb (9/17/06-10/8/06) for the longest streak in franchise history.
- Wentz joined Randall Cunningham (9/6/92-9/20/92) as the only QBs in Eagles history to record a 115.0+ passer rating in 3 straight games (min. 20 attempts per game).

ERTZ MOVES TO 5TH ON ALL-TIME RECEPTIONS LIST

- Zach Ertz led the Eagles with 9 receptions for 138 yards (15.3 avg.) and surpassed Keith Byars (371, 1986-92) and Pro Football Hall of Famer Pete Pihos (373, 1947-55) to move into sole possession of 5th place on the Eagles' all-time receptions list (now 378). Ertz trails only Harold Carmichael (589, 1971-83), Pete Retzlaff (452, 1956-66), Brian Westbrook (426, 2002-09) and Brent Celek (398, 2007-17) in that category.
- Ertz has recorded 5+ receptions in 9 consecutive games (including playoffs), tying Brian Westbrook (11/21/04-9/12/05) and Irving Fryar (10/13/96-12/5/96) for the longest streak in team history. The last NFL TE to do so was Jason Witten from 10/1/12-12/2/12 (also 9).

MORE FROM THE GAME

- Alshon Jeffery finished the game with 7 receptions for 88 yards (12.6 avg.) and 1 TD. Jeffery has caught 14 TDs in his last 16 games with the Eagles (including playoffs), as well as 7 TDs in his last 6 games dating back to the 2017 NFC Championship Game vs. Minnesota.
- Michael Bennett brought down Panthers QB Cam Newton for an 8-yard loss at the CAR 33 on 2nd-and-10 at the end of the first quarter, marking his 3rd sack in the last 4 games.

TEAM STATISTICS

	CAROLINA	PHILADELPHIA
First Downs	19	21
Net Yards Gained	371	342
Rushes/Yards	17/121	24/58
Net Yards Passing	250	284
Att/Comp/INT	39/25/0	37/30/0
Sacked/Yards Lost	2/19	4/26
Punts/Average	5/41.8	3/45.0
Fumbles/Lost	0/0	3/1
Penalties/Yards	5/78	4/35
Time of Possession	24:43	35:17
3rd-Down Efficiency	5/11	3/12
Turnover Ratio	+1	-1

SCORING RECAP

Team	Qtr.	Time	Play Description (Extra Point) (Drive Info)	Panthers	Eagles
Eagles	2	11:39	A.Jeffery 11 yd. pass from C.Wentz (J.Elliott kick) (7-74, 3:44)	0	7
Eagles	2	6:36	J.Elliott 46 yd. FG (6-60, 3:21)	0	10
Eagles	3	0:39	D.Goedert 1 yd. pass from C.Wentz (J.Elliott kick) (17-94, 9:22)	0	17
Panthers	4	10:41	C.Samuel 14 yd. run (kick failed, wr) (11-80, 4:58)	7	17
Panthers	4	4:08	D.Funchess 18 yd. pass from C.Newton (C.Newton-J.Wright pass) (7-87, 2:44)	14	17
Panthers	4	1:22	G.Olsen 1 yd. pass from C.Newton (G.Gano kick) (10-69, 0:55)	21	17

EAGLES INDIVIDUAL STATISTICS

RUSHING: W.Smallwood 9-32, J.Adams 4-17, C.Clement 8-6, C.Wentz 3-3

RECEIVING: Z.Ertz 9-138, A.Jeffery 7-88-1TD, N.Agholor 6-20, D.Goedert 4-43-1TD, C.Clement 2-16, W.Smallwood 2-5

PASSING: C.Wentz 30-37-310-2TDs-0

INTERCEPTIONS: NONE

SACKS: M.Bennett 1.0, B.Graham 0.5, B.Hector 0.5

FIELD GOALS: J.Elliott (36WR, 46G)

PANTHERS INDIVIDUAL STATISTICS

RUSHING: C.Newton 7-49, J.Wright 1-34, C.McCaffrey 7-29, C.Samuel 2-9-1TD

RECEIVING: D.Funchess 6-62-1TD, C.McCaffrey 6-51, T.Smith 4-61, D.Moore 3-29, J.Wright 2-37, G.Olsen 2-5-1TD, C.Samuel 1-16, D.Byrd 1-8

PASSING: C.Newton 25-39-269-2TDs-0

INTERCEPTIONS: NONE

SACKS: M.Addison 1.0, L.Kuechly 1.0, J.Peppers 1.0, Team 1.0

FIELD GOALS: NONE

PHILADELPHIA 24, JACKSONVILLE 18

SUNDAY, OCTOBER 28, 2018 - WEMBLEY STADIUM (LONDON, ENGLAND)

POST-GAME NOTES

WENTZ THROWS FOR 3 TDs & 100+ RATING

- Carson Wentz completed 21-of-30 (70.0%) attempts for 286 yards (season-high 9.53 yards per attempt), 3 TDs (tied season high), 1 INT and a 119.6 passer rating. Wentz has thrown 1+ TD with no more than 1 INT in 21 consecutive games, which is tied with Matt Ryan (12/20/15-9/17/17) for the longest streak in NFL history. Wentz has also thrown for multiple TDs in each of his last 5 games, marking the 2nd-longest streak of his career (franchise-record-tying 7 games from 10/8/17-11/26/17).
- Wentz has registered 275+ passing yards and 2+ TDs in 5 straight games, which is tied with Donovan McNabb (9/10/06-10/8/06) for the longest streak in Eagles history.
- Wentz is the first QB in Eagles history to record a 115.0+ passer rating in 4 consecutive games (min. 20 attempts per game).
- Wentz is the first Eagles QB to complete 70.0% of his passes in 3 straight games since Randall Cunningham from 9/6/92-9/20/92 (min. 20 attempts per game).

ADDITIONAL OFFENSIVE NOTES

- Dallas Goedert caught a 32-yard TD, marking his 3rd TD of the season, which is the highest total by an Eagles rookie TE since Zach Ertz in 2013 (4).
- Wendell Smallwood's 36 yard TD reception marked the longest TD from scrimmage in his career.
- Zach Ertz registered a fourth quarter TD catch and has scored three TDs in the last four games.

DEFENSIVE NOTES

- Chris Long registered two sacks of Blake Bortles, marking his first multi-sack game as an Eagle.
- Jordan Hicks finished the game with a career-high-tying 1.5 sacks (also 9/6/18 vs. Atlanta).
- Avonte Maddox forced a fumble of Jaguars WR Keelan Cole before halftime that was recovered by Malcolm Jenkins. Maddox became the first Eagles rookie DB to force a fumble since Brandon Boykin on 12/23/12 vs. Washington. Jenkins, who has 8 career FRs, has now recovered a fumble in each of his last five seasons with the Eagles.



TEAM STATISTICS

	PHILADELPHIA	JACKSONVILLE
First Downs	22	16
Net Yards Gained	395	335
Rushes/Yards	28/133	17/70
Net Yards Passing	262	265
Att/Comp/INT	30/21/1	41/24/0
Sacked/Yards Lost	4/24	4/21
Punts/Average	3/51.7	2/48.0
Fumbles/Lost	1/1	2/1
Penalties/Yards	4/36	5/45
Time of Possession	32:38	27:22
3rd-Down Efficiency	7/12	6/14
Turnover Ratio	-1	+1

SCORING RECAP

Team	Qtr.	Time	Play Description (Extra Point) (Drive Info)	Eagles	Jaguars
Jaguars	1	6:50	J.Lambo 50 yd. FG (9-39, 5:05)	0	3
Eagles	2	7:43	J.Elliott 31 yd. FG (13-64, 7:05)	3	3
Jaguars	2	2:42	J.Lambo 57 yd. FG (8-36, 5:00)	3	6
Eagles	2	0:29	D.Goedert 32 yd. pass from C.Wentz (J.Elliott kick) (4-44, 1:00)	10	6
Eagles	3	8:39	W.Smallwood 36 yd. pass from C.Wentz (J.Elliott kick) (9-95, 5:00)	17	6
Jaguars	3	4:33	D.Westbrook 11 yd. pass from B.Bortles (pass failed) (9-75, 4:06)	17	12
Jaguars	4	13:10	J.Lambo 33 yd. FG (11-37, 4:57)	17	15
Eagles	4	9:55	Z.Ertz 5 yd. pass from C.Wentz (J.Elliott kick) (6-75, 3:15)	24	15
Jaguars	4	6:57	J.Lambo 24 yd. FG (10-69, 2:58)	24	18

EAGLES INDIVIDUAL STATISTICS

RUSHING: J.Adams 9-61, C.Wentz 6-28, W.Smallwood 8-24, N.Agholor 1-14, C.Clement 4-6

RECEIVING: J.Matthews 4-93, A.Jeffery 4-35, Z.Ertz 4-26-1TD, N.Agholor 3-49, W.Smallwood 2-42-1TD, D.Goedert 1-32-1TD, J.Adams 1-6, C.Wentz 1-4, C.Clement 1--1

PASSING: C.Wentz 21-30-286-3TDs-1

INTERCEPTIONS: NONE

SACKS: C.Long 2.0, J.Hicks 1.5, M.Bennett 0.5

FIELD GOALS: J.Elliott (31G)

JAGUARS INDIVIDUAL STATISTICS

RUSHING: B.Bortles 8-43, C.Hyde 6-11, D.Westbrook 1-9, T.Yeldon 2-7

RECEIVING: T.Yeldon 7-83, D.Moncrief 4-54, D.Chark 4-41, D.Grinnage 3-37, D.Westbrook 2-31-1TD, K.Cole 2-18, B.Bell 1-13, R.Greene 1-9

PASSING: B.Bortles 24-41-286-1TD-0

INTERCEPTIONS: J.Ramsey 1-0

SACKS: C.Campbell 1.0, M.Dareus 1.0, M.Jack 1.0, Y.Ngakoue 1.0

FIELD GOALS: J.Lambo (50G, 57G, 33G, 24G)

POST-GAME NOTES

OFFENSIVE NOTES

- Carson Wentz completed 32-of-44 (72.7%) attempts for a season-high 360 yards, 2 TDs, 1 INT and a 102.5 passer rating. Wentz also threw for a career-high 20 first downs.
- Wentz has recorded a 100+ passer rating in a franchise-record 5 consecutive games and completed at least 70.0% of his passes in a team-record 4 straight games.
- Zach Ertz finished the game with season highs in receptions (14), receiving yards (145) and receiving TDs (2). Ertz produced his 10th career 100+ yard game (fourth of the season), ninth career game with 10+ receptions (most since a career-high 15 receptions on 12/20/14 at Washington) and fourth career multi-TD game (first since 10/12/17 at Carolina).

DEFENSIVE NOTES

- Michael Bennett registered his 9th career multi-sack game with a 2.0-sack performance vs. Dallas (his most in a single game since posting a career-high 3.5 sacks on 10/22/15 at San Francisco).
- Bennett leads the Eagles with 5.5 sacks, all of which have been recorded in the last 6 games (including 4.5 sacks in the last 4 games).

SPECIAL TEAMS NOTES

- Jake Elliott connected on 2-of-2 FG attempts, including a 56-yard FG that cut the Eagles' deficit to 6-3 in the second quarter. The 56-yarder was the 2nd-longest of Elliott's career as well as the 4th-longest in franchise history, trailing his franchise-record 61-yard FG vs. N.Y. Giants in 2017, Tony Franklin's 59-yard FG at Dallas in 1979 and David Akers' 57-yard FG vs. New England in 2003.



TEAM STATISTICS

	DALLAS	PHILADELPHIA
First Downs	23	23
Net Yards Gained	410	421
Rushes/Yards	28/171	16/71
Net Yards Passing	239	350
Att/Comp/INT	36/26/0	44/32/1
Sacked/Yards Lost	4/31	2/10
Punts/Average	4/40.8	2/44.0
Fumbles/Lost	2/0	0/0
Penalties/Yards	5/37	0/0
Time of Possession	33:22	26:38
3rd-Down Efficiency	8/16	4/10
Turnover Ratio	+1	-1

SCORING RECAP

Team	Qtr.	Time	Play Description (Extra Point) (Drive Info)	Cowboys	Eagles
Cowboys	1	6:59	B.Maher 25 yd. FG (9-31, 3:46)	3	0
Cowboys	2	3:41	B.Maher 31 yd. FG (14-64, 8:09)	6	0
Eagles	2	1:33	J.Elliott 56 yd. FG (8-35, 2:08)	6	3
Cowboys	2	0:19	D.Prescott 1 yd. run (B.Maher kick) (8-75, 1:14)	13	3
Eagles	3	9:36	J.Elliott 26 yd. FG (8-47, 3:21)	13	6
Eagles	3	2:08	Z.Ertz 15 yd. pass from C.Wentz (J.Elliott kick) (10-68, 5:31)	13	13
Cowboys	4	11:42	E.Elliott 7 yd. pass from D.Prescott (B.Maher kick) (9-75, 5:26)	20	13
Eagles	4	7:27	Z.Ertz 1 yd. pass from C.Wentz (J.Elliott kick) (7-74, 4:15)	20	20
Cowboys	4	3:19	E.Elliott 1 yd. run (B.Maher kick) (8-75, 4:08)	27	20

EAGLES INDIVIDUAL STATISTICS

RUSHING: J.Adams 7-47, C.Clement 5-13, C.Wentz 2-7, W.Smallwood 2-4

RECEIVING: Z.Ertz 14-145-2TDs, N.Agholor 5-83, A.Jeffery 4-48, J.Matthews 3-40, W.Smallwood 3-30, G.Tate 2-19, C. Clement 1--5

PASSING: C.Wentz 32-44-360-2TDs-1

INTERCEPTIONS: NONE

SACKS: M.Bennett 2.0, B.Graham 1.5, C.Long 0.5

FIELD GOALS: J.Elliott (56G, 26G)

COWBOYS INDIVIDUAL STATISTICS

RUSHING: E.Elliott 19-151-1TD, D.Prescott 6-9-1TD, R.Smith 2-8, J.Heath 1-3

RECEIVING: A.Cooper 6-75, E.Elliott 6-36-1TD, C.Beasley 4-37, G.Swaim 3-13, A.Hurns 2-40, M.Gallup 2-34, D.Schultz 2-21, R.Smith 1-14

PASSING: D.Prescott 26-36-270-1TD-0

INTERCEPTIONS: L.Vander Esch 1-28

SACKS: T.Crawford 1.0, R.Gregory 1.0

FIELD GOALS: B.Maher (25G, 31G, 42WR)

PHILADELPHIA 7, NEW ORLEANS 48

SUNDAY, NOVEMBER 18, 2018 - MERCEDES-BENZ SUPERDOME

POST-GAME NOTES

- Rookie RB Josh Adams scored the first touchdown of his NFL career on a 28-yard run in the second quarter. The score marked the longest rushing TD by an Eagles rookie since Bryce Brown on 11/26/12 vs. Carolina (65 yards) and the longest by an Eagles undrafted rookie since Ted Wegert on 10/30/55 vs. Pittsburgh (29 yards)
- TE Zach Ertz recorded two receptions, tying him with former Eagles TE Brent Celek for the fourth-most receptions in franchise history. Ertz needs 29 catches to surpass Brian Westbrook for third place all-time. Ertz currently trails only Harold Carmichael (589, 1971-83), Pete Retzlaff (452, 1956-66) and Westbrook (426, 2002-09)
- Ertz is one reception shy from tying his single-season career high of 78 catches set in 2016. He is also four receptions shy of tying Keith Jackson (81, 1988) for the most receptions by a TE in Eagles single-season history
- With two more receptions, Ertz will become just the fourth TE in NFL history with 400+ receptions in their first six NFL seasons, joining Jimmy Graham (434, 2010-15), Jason Witten (429, 2003-08) and Antonio Gates (400, 2003-08). His 398 career receptions are the most ever by an Eagle in their first six NFL seasons
- RB Corey Clement logged a career-long 48 kickoff return and totaled a career high 114 yards on four kickoff returns (avg. 28.5 yards per return)

TEAM STATISTICS

	PHILADELPHIA	NEW ORLEANS
First Downs	13	28
Net Yards Gained	196	546
Rushes/Yards	12/58	37/173
Net Yards Passing	138	373
Att/Comp/INT	33/19/3	32/23/0
Sacked/Yards Lost	3/13	0/0
Punts/Average	4/39.8	2/49.5
Fumbles/Lost	0/0	0/0
Penalties/Yards	6/49	8/69
Time of Possession	22:26	37:34
3rd-Down Efficiency	3/10	6/11
Turnover Ratio	-3	+3

SCORING RECAP

Team	Qtr.	Time	Play Description (Extra Point) (Drive Info)	Eagles	Saints
Saints	1	9:10	W.Lutz 38 yd. Field Goal (8-57, 4:14)	0	3
Saints	1	3:12	A.Carr 3 yd. pass from D.Brees (W.Lutz kick) (11-86, 4:52)	0	10
Saints	2	12:07	M.Ingram 14 yd. run (W.Lutz kick) (10-84, 5:32)	0	17
Eagles	2	8:42	J.Adams 28 yd. run (J.Elliott kick) (6-75, 3:25)	7	17
Saints	2	0:39	T.Smith 15 yd. pass from D.Brees (W.Lutz kick) (7-84, 2:40)	7	24
Saints	3	11:20	M.Thomas 23 yd. pass from D.Brees (W.Lutz kick) (6-70, 3:40)	7	31
Saints	3	5:34	M.Ingram 1 yd. run (W.Lutz kick) (7-41, 4:22)	7	38
Saints	4	13:15	A.Kamara 37 yd. pass from D.Brees (W.Lutz kick) (7-87, 3:18)	7	45
Saints	4	6:46	W.Lutz 19 yd. Field Goal (8-33, 5:02)	7	48

EAGLES INDIVIDUAL STATISTICS

RUSHING: J.Adams 7-53-1TD, C.Clement 2-11, C.Wentz 1-6, W.Smallwood 1--4, G.Tate 1--8

RECEIVING: G.Tate 5-48, A.Jeffery 4-33, J.Matthews 3-37, J.Adams 3-19, Z.Ertz 2-15, C.Clement 2-4

PASSING: C.Wentz 19-33-156-0TDs-3

INTERCEPTIONS: NONE

SACKS: NONE

FIELD GOALS: NONE

SAINTS INDIVIDUAL STATISTICS

RUSHING: M.Ingram 16-103-2TDs, A.Kamara 13-71, T.Hill 3-4, Z.Line 1--1, T.Bridgewater 1--1, D.Washington 3--3

RECEIVING: T.Smith 10-157-1TD, M.Thomas 4-92-1TD, K.Kirkwood 3-33, J.Hill 2-26, D.Arnold 2-25, A.Kamara 1-37-1TD, A.Carr 1-3-1TD

PASSING: D.Brees 22-30-363-4TDs-0, T.Hill 1-2-10-0TDs-0

INTERCEPTIONS: C.Banjo 2-0, M.Lattimore 1-0

SACKS: A.Okafor 1.0, S.Rankins 1.0, C.Robertson 1.0

FIELD GOALS: W.Lutz (38G, 19G)

PHILADELPHIA 25, N.Y. GIANTS 22

SUNDAY, NOVEMBER 25, 2018 - LINCOLN FINANCIAL FIELD

POST-GAME NOTES

EAGLES DEFEAT GIANTS, OVERCOME 16-POINT DEFICIT

- Philadelphia overcame a 16-point deficit (trailed 19-3 in the second quarter) to capture a season sweep of New York. The last time the Eagles overcame a deficit of 16+ points to win a game was on 9/7/14 vs. Jacksonville (17 points).
- Philadelphia has won 5 consecutive games vs. New York, as well as 9 of the last 10 (.900) and 17 of the last 21 (.810) dating back to the 2008 season. Additionally, the Eagles evened the all-time series against the Giants at 86-86-2.

ELLIOTT CONNECTS ON 5TH-CAREER GAME-WINNING FIELD GOAL

- Jake Elliott nailed the game-winning FG from 43 yards out to give the Eagles a 25-22 advantage with 22 seconds remaining. The 43-yard FG marked the 5th game-winning FG of Elliott's career and first since a 37-yard FG gave the Eagles a 12-10 lead in the third quarter of the 15-10 victory vs. Atlanta during the 2017 playoffs. It was Elliott's 2nd career game-winning FG against the Giants, with the first instance featuring his franchise-record 61-yard FG on 9/24/17 in a 27-24 victory.

WENTZ LEADS 4TH-CAREER FOURTH-QUARTER COMEBACK

- Carson Wentz completed 20-of-28 (71.4%) attempts for 236 yards, 1 TD, 0 INT and a 108.6 passer rating while engineering his 4th career fourth-quarter comeback.

ERTZ REACHES CAREER AND ALL-TIME EAGLES MILESTONES

- Zach Ertz became just the fourth TE in NFL history to record 400+ receptions in their first six NFL seasons (now 405), joining Jimmy Graham (434, 2010-15), Jason Witten (429, 2003-08) and Antonio Gates (400, 2003-08).
- With 7 catches against the Giants, Ertz now has a career-high 84 receptions (previously 78 in 2016), breaking Keith Jackson's record (81 in 1988) for the most catches by a TE in Eagles single-season history. He is now only 6 receptions shy of the club's all-time record set by Brian Westbrook in 2007 (90).

DEFENSE STANDS STRONG IN SECOND HALF

- Philadelphia's defense on New York's final 5 possessions: INT (Malcolm Jenkins at the end of the second quarter), punt, punt, punt, FG, end of game. The Eagles held the Giants to just 56 yards (only 16 rushing yards) and 3 first downs in the 2nd half.

TEAM STATISTICS

	N.Y. GIANTS	PHILADELPHIA
First Downs	18	19
Net Yards Gained	402	341
Rushes/Yards	18/126	29/127
Net Yards Passing	276	214
Att/Comp/INT	37/26/1	28/20/0
Sacked/Yards Lost	2/21	3/22
Punts/Average	3/44.3	4/50.3
Fumbles/Lost	1/0	0/0
Penalties/Yards	11/91	7/46
Time of Possession	27:22	32:38
3rd-Down Efficiency	5/12	3/11
Turnover Ratio	-1	+1

SCORING RECAP

Team	Qtr.	Time	Play Description (Extra Point) (Drive Info)	Giants	Eagles
Giants	1	10:38	S.Barkley 13 yd. pass from E.Manning (pass failed) (9-75, 4:22)	6	0
Giants	1	3:13	A.Rosas 25 yd. FG (10-87, 5:04)	9	0
Giants	2	9:34	A.Rosas 51 yd. FG (10-54, 5:26)	12	0
Eagles	2	5:19	J.Elliott 42 yd. FG (7-46, 4:15)	12	3
Giants	2	4:06	S.Barkley 51 yd. run (A.Rosas kick) (3-75, 1:13)	19	3
Eagles	2	1:04	Z.Ertz 15 yd. pass from C.Wentz (C.Clement run) (6-75, 3:02)	19	11
Eagles	3	6:49	J.Elliott 28 yd. FG (8-37, 3:18)	19	14
Eagles	4	10:11	J.Adams 1 yd. run (J.Adams run) (7-61, 3:54)	19	22
Giants	4	5:49	A.Rosas 29 yd. FG (8-56, 4:22)	22	22
Eagles	4	0:22	J.Elliott 43 yd. FG (10-50, 5:27)	22	25

EAGLES INDIVIDUAL STATISTICS

RUSHING: J.Adams 22-84-1TD, C.Clement 5-45, C.Wentz 2--2

RECEIVING: Z.Ertz 7-91-1TD, G.Tate 4-30, A.Jeffery 3-39, D. Goedert 3-33, C.Clement 2-31, N.Agholor 1-12

PASSING: C.Wentz 2o-28-236-1TD-0

INTERCEPTIONS: M.Jenkins 1-25

SACKS: M.Bennett 1.0, C.Long 1.0

FIELD GOALS: J.Elliott (42G, 28G, 43G)

GIANTS INDIVIDUAL STATISTICS

RUSHING: S.Barkley 13-101-1TD, W.Gallman 5-25

RECEIVING: S.Barkley 7-41-1TD, O.Beckham 5-85, R.Ellison 4-77, S.Shepard 4-37, B.Fowler 2-23, W.Gallman 2--2, R.Shepard 1-29, E.Penny 1-7

PASSING: E.Manning 26-37-297-1TD-1

INTERCEPTIONS: NONE

SACKS: T.Davis 1.0, M.Edwards 1.0, A.Ogletree 1.0

FIELD GOALS: A.Rosas (25G, 51G, 29G)

PHILADELPHIA 28, WASHINGTON 13

MONDAY, DECEMBER 3, 2018 - LINCOLN FINANCIAL FIELD

POST-GAME NOTES

ERTZ SETS EAGLES SINGLE-SEASON RECORD FOR RECEPTIONS

- Zach Ertz established a new single-season franchise record for receptions (currently 93), surpassing the previous mark of 90 set by Brian Westbrook in 2007.
- Ertz's 93 receptions are tied for the 13th-most by a TE in NFL history. He is only 7 receptions shy of becoming just the fourth TE in NFL history to reach 100 in a season, joining Jason Witten in 2012 (110), Tony Gonzalez in 2004 (102) and Dallas Clark in 2009 (100).
- Ertz now has 978 receiving yards, which are the 2nd-most by a TE in single-season team history, trailing only Pete Retzlaff in 1965 (1,190).

WENTZ THROWS FOR 300+ YARDS AND 2 TOUCHDOWNS

- Carson Wentz registered his 13th career game with 300+ passing yards, which are the 2nd-most such performances in Eagles history, behind Donovan McNabb (27, 1999-2009).
- Wentz surpassed Sonny Jurgensen (9,639, 1957-63) for the 7th-most passing yards in franchise history (currently 9,924). He is only 60 passing yards shy of tying Michael Vick (9,984, 2009-13) for 6th on the Eagles' all-time list (76 passing yards shy of 10,000).

SINGLE-GAME TEAM SUPERLATIVES

- Philadelphia's 436 total net yards marked the 4th-highest regular-season total under head coach Doug Pederson, trailing only outputs of 455 (12/10/17 at L.A. Rams), 454 (10/1/17 at L.A. Chargers) and 443 (11/6/16 at N.Y. Giants).
- Philadelphia's 28 first downs were the 2nd-most ever in the Doug Pederson Era, trailing only 12/10/17 at L.A. Rams (29).

EAGLES ON *MONDAY NIGHT FOOTBALL*

- Philadelphia improved to 4-1 on Monday Night Football under head coach Doug Pederson, which marks the 3rd-highest Monday Night Football winning percentage (.800) in the NFL since 2016, trailing only Atlanta (4-0) and Pittsburgh (4-0).
- The Eagles are 7-3 (.700) all-time against the Redskins on Monday Night Football, winning each of their last 5 such games dating back to 2009, including 2 in a row at Lincoln Financial Field (also W, 34-24 on 10/23/17).

TEAM STATISTICS

	WASHINGTON	PHILADELPHIA
First Downs	10	28
Net Yards Gained	235	436
Rushes/Yards	14/104	33/130
Net Yards Passing	131	306
Att/Comp/INT	25/17/1	39/27/1
Sacked/Yards Lost	3/19	0/0
Punts/Average	6/48.3	2/46.5
Fumbles/Lost	2/0	3/0
Penalties/Yards	10/69	5/38
Time of Possession	20:41	39:19
3rd-Down Efficiency	2/10	7/13
Turnover Ratio	EVEN	EVEN

SCORING RECAP

Team	Qtr.	Time	Play Description (Extra Point) (Drive Info)	Redskins	Eagles
Eagles	1	7:31	G.Tate 6 yd. pass from C.Wentz (J.Elliott kick) (12-75, 7:29)	0	7
Redskins	2	13:46	D.Hopkins 44 yd. FG (8-45, 4:58)	3	7
Redskins	2	9:23	A.Peterson 90 yd. run (D.Hopkins kick) (1-90, 0:13)	10	7
Eagles	2	1:46	D.Sproles 14 yd. run (J.Elliott kick) (3-40, 0:35)	10	14
Redskins	2	0:15	D.Hopkins 47 yd. FG (9-46, 1:31)	13	14
Eagles	4	14:10	J.Matthews 4 yd. pass from C.Wentz (C.Wentz to G.Tate) (11-85, 5:41)	13	22
Eagles	4	11:41	J.Elliott 46 yd. FG (4-7, 0:56)	13	25
Eagles	4	4:48	J.Elliott 44 yd. FG (10-47, 5:14)	13	28

EAGLES INDIVIDUAL STATISTICS

RUSHING: J.Adams 20-85, C.Clement 5-27, D.Sproles 4-22-1TD, C.Wentz 4--4

RECEIVING: Z.Ertz 9-83, G.Tate 7-85-1TD, N.Agholor 4-56, C. Clement 3-47, A.Jeffery 3-31, J.Matthews 1-4-1TD

PASSING: C.Wentz 27-39-306-2TDs-1

INTERCEPTIONS: N.Gerry 1-8

SACKS: F.Cox 1.0, B.Graham 1.0, M.Jenkins 1.0

FIELD GOALS: J.Elliott (46G, 44G)

REDSKINS INDIVIDUAL STATISTICS

RUSHING: A.Peterson 9-98-1TD, M.Sanchez 1-8, C.Thompson 3-3, J.Crowder 1--5

RECEIVING: J.Crowder 4-36, J.Reed 4-21, J.Doctson 3-51, C.Thompson 3-18, V.Davis 2-15, M.Floyd 1-9

PASSING: M.Sanchez 13-21-100-0TDs-1, C.McCoy 4-4-50-0TDs-0

INTERCEPTIONS: J.Norman 1-40

SACKS: NONE

FIELD GOALS: D.Hopkins (44G, 47G)

PHILADELPHIA 23, DALLAS 29 (OT)

SUNDAY, DECEMBER 9, 2018 - AT&T STADIUM

POST-GAME NOTES

OFFENSIVE NOTES

- Dallas Goedert registered his 4th TD of the season when he caught a 3-yard pass from Carson Wentz that knotted the score, 16-16, in the fourth quarter. Goedert is tied for the 3rd-most receiving TDs ever by an Eagles rookie TE, trailing only Keith Jackson in 1988 (6) and Charle Young in 1973 (6).

DEFENSIVE NOTES

- Michael Bennett (8.0 sacks) and Fletcher Cox (6.5 sacks) each finished with 1.5 sacks. Bennett, who has 8.0+ sacks in each of the last two seasons (as well as in three of the last four and five of the last seven), strip-sacked Prescott on 3rd-and-8 in the fourth quarter (recovered by Brandon Graham).

EAGLES RECORD BOOK

- Carson Wentz (10,152) surpassed Michael Vick (9,984, 2009-13) for the 6th-most passing yards in Eagles history, trailing only Donovan McNabb (32,873, 1999-2009), Ron Jaworski (26,963, 1977-86), Randall Cunningham (22,877, 1985-95), Norm Snead (15,672, 1964-70) and Tommy Thompson (10,240, 1941-50).
- Zach Ertz now has 98 receptions this season, which are the 6th-most by a TE in NFL single-season history, behind Jason Witten in 2012 (110), Tony Gonzalez in 2004 (102), Dallas Clark in 2009 (100), Jimmy Graham in 2011 (99) and Gonzalez in 2007 (99). Ertz (1,016) also eclipsed 1,000 receiving yards for the first time in his career. He is the first Eagle to do so since Jeremy Maclin in 2014 (1,318), as well as the first Eagles TE since Pete Retzlaff in 1965 (1,190).
- Fletcher Cox (40.5 career sacks) surpassed Andy Harmon (39.5, 1991-97) for the most sacks by an interior DL in Eagles history (7th overall in team history).
- Brandon Graham appeared in his 124th career game with the Eagles, tying Clyde Simmons (1986-93) for the 5th-most games played by a defensive lineman in team history, behind Trent Cole (155, 2005-14), Ken Clarke (148, 1978-87), Vic Sears (131, 1941-53) and Hollis Thomas (126, 1996-2005).



TEAM STATISTICS

	PHILADELPHIA	DALLAS
First Downs	16	32
Net Yards Gained	256	576
Rushes/Yards	14/34	36/142
Net Yards Passing	222	434
Att/Comp/INT	32/22/0	54/42/2
Sacked/Yards Lost	2/6	3/21
Punts/Average	6/46.0	2/51.0
Fumbles/Lost	1/1	2/1
Penalties/Yards	5/49	11/111
Time of Possession	22:32	45:33
3rd-Down Efficiency	1/9	10/19
Turnover Ratio	+2	-2

SCORING RECAP

Team	Qtr.	Time	Play Description (Extra Point) (Drive Info)	Eagles	Cowboys
Cowboys	1	2:25	B.Maher 28 yd. FG (13-80, 6:58)	0	3
Cowboys	2	0:00	B.Maher 62 yd. FG (7-18, 0:52)	0	6
Cowboys	3	8:59	B.Maher 21 yd. FG (9-51, 4:26)	0	9
Eagles	3	6:04	A.Jeffery 2 yd. pass from C.Wentz (kick failed, wr) (1-2, 0:04)	6	9
Eagles	4	12:11	J.Elliott 26 yd. FG (10-47, 4:53)	9	9
Cowboys	4	7:46	A.Cooper 28 yd. pass from D.Prescott (B.Maher kick) (9-75, 4:25)	9	16
Eagles	4	3:12	D.Goedert 3 yd. pass from C.Wentz (J.Elliott kick) (4-47, 2:13)	16	16
Cowboys	4	3:01	A.Cooper 75 yd. pass from D.Prescott (B.Maher kick) (1-75, 0:11)	16	23
Eagles	4	1:39	D.Sproles 6 yd. pass from C.Wentz (J.Elliott kick) (6-75, 1:22)	23	23
Cowboys	5 (OT)	1:55	A.Cooper 15 yd. pass from D.Prescott (13-75, 8:05)	23	29

EAGLES INDIVIDUAL STATISTICS

RUSHING: J.Adams 7-36, W.Smallwood 1-3, D.Sproles 1-2, C.Wentz 4--3, C.Clement 1--4

RECEIVING: A.Jeffery 6-50-1TD, Z.Ertz 5-38, D.Goedert 4-44-1TD, D.Sproles 3-34-1TD, N.Agholor 2-49, G.Tate 1-7, J.Matthews 1-6

PASSING: C.Wentz 22-32-228-3TDs-0

INTERCEPTIONS: C.Graham 1-29, R.Douglas 1-17

SACKS: M.Bennett 1.5, F.Cox 1.5

FIELD GOALS: J.Elliott (26G)

COWBOYS INDIVIDUAL STATISTICS

RUSHING: E.Elliott 28-113, R.Smith 4-27, D.Prescott 4-2

RECEIVING: E.Elliott 12-79, A.Cooper 10-217-3TDs, B.Jarwin 7-56, M.Gallup 4-24, D.Schultz 3-37, C.Beasley 2-18, R.Smith 2-16, A.Hurns 1-9, R.Gathers 1--1

PASSING: D.Prescott 42-54-455-3TDs-2

INTERCEPTIONS: NONE

SACKS: T.Crawford 1.0. R.Gregory 1.0

FIELD GOALS: B.Maher (28G, 45WR, 62G, 21G)

PHILADELPHIA 30, L.A. RAMS 23

SUNDAY, DECEMBER 16, 2018 - LOS ANGELES MEMORIAL COLISEUM

POST-GAME NOTES

TOUCHDOWNS ON THE GROUND

- Philadelphia rushed for 3 TDs (2 – Wendell Smallwood; 1 – Josh Adams) in a single game for the first time since defeating Denver, 51-23, at Lincoln Financial Field on 11/5/17.

JEFFERY RECORDS HIS MOST RECEIVING YARDS AS AN EAGLE

- Alshon Jeffery registered a team season-high 160 receiving yards, which marked his 3rd-highest total ever in a single game (most as an Eagle), trailing only 12/1/13 at Minnesota with Chicago (249 yards) and 10/6/13 vs. New Orleans with Chicago (218 yards).

ERTZ REACHES 100 RECEPTIONS THIS SEASON

- Zach Ertz became just the fourth TE in NFL history to record 100+ receptions in a single season (currently at 101), joining Jason Witten in 2012 (110), Tony Gonzalez in 2004 (102) and Dallas Clark in 2009 (100).

FOLES RETURNS TO THE LINEUP

- Nick Foles completed 24-of-31 (77.4%) attempts for 270 yards, 1 INT and an 89.4 passer rating. It was the 3rd-highest single-game completion percentage of his career, trailing only 12/22/13 versus Chicago (21-of-25 for 84%) and 11/3/13 at Oakland (22-of-28 for 78.57%).

KEY DEFENSIVE AND SPECIAL TEAMS NOTES

- D.J. Alexander recovered a fumble on special teams at the LAR 36 when Rams PR JoJo Natson lost control of the ball on a punt return with 3:03 remaining in the fourth quarter. The fumble recovery marked the Eagles first special teams turnover of 2018.
- Fletcher Cox sacked Rams QB Jared Goff for an 8-yard loss on 3rd-and-11 in the second quarter to force a K Greg Zuerlein 41-yard FG attempt from the PHI 23. Cox ranks 2nd on the Eagles defense with 7.5 sacks, which are his most in a single season since posting a career-high 9.5 sacks in 2015. He is also now tied with Brandon Graham (42.5, 2010-present) for the 6th-most sacks in Eagles all-time history.



TEAM STATISTICS

	PHILADELPHIA	L.A. RAMS
First Downs	17	23
Net Yards Gained	381	407
Rushes/Yards	30/111	18/82
Net Yards Passing	270	325
Att/Comp/INT	31/24/1	55/35/1
Sacked/Yards Lost	0/0	2/14
Punts/Average	3/51.7	3/56.3
Fumbles/Lost	0/0	3/2
Penalties/Yards	6/49	5/50
Time of Possession	31:36	28:24
3rd-Down Efficiency	4/13	4/12
Turnover Ratio	+2	-2

SCORING RECAP

Team	Qtr.	Time	Play Description (Extra Point) (Drive Info)	Eagles	Rams
Eagles	1	8:35	J.Elliott 51 yd. FG (9-43, 4:49)	3	0
Rams	1	1:16	T.Gurley 5 yd. run (G.Zuerlein kick) (13-80, 7:19)	3	7
Eagles	2	12:00	J.Elliott 34 yd. FG (10-59, 4:16)	6	7
Rams	2	4:38	G.Zuerlein 41 yd. FG (8-28, 4:51)	6	10
Eagles	2	1:07	J.Adams 6 yd. run (J.Elliott kick) (9-75, 3:31)	13	10
Rams	2	0:00	G.Zuerlein 36 yd. FG (10-57, 1:07)	13	13
Eagles	3	10:28	W.Smallwood 9 yd. run (J.Elliott kick) (2-59, 0:46)	20	13
Eagles	3	3:11	J.Elliott 40 yd. FG (10-52, 5:56)	23	13
Eagles	3	1:34	W.Smallwood 4 yd. run (J.Elliott kick) (2-12, 0:38)	30	13
Rams	4	9:24	G.Zuerlein 37 yd. FG (10-46, 4:45)	30	16
Rams	4	4:06	T.Gurley 1 yd. run (G.Zuerlein kick) (11-84, 2:12)	30	23

EAGLES INDIVIDUAL STATISTICS

RUSHING: W.Smallwood 10-48-2TDS, D.Sproles 3-30, J.Adams 15-28-1TD, N.Foles 2-5

RECEIVING: A.Jeffery 8-160, G.Tate 5-43, Z.Ertz 3-22, D.Sproles 3-16, D.Goedert 2-12, W.Smallwood 2-9, N.Agholor 1-8

PASSING: N.Foles 24-31-270-0TDs-1

INTERCEPTIONS: A.Maddox 1-0

SACKS: F.Cox 1.0, K.Grugier-Hill 1.0

FIELD GOALS: J.Elliott (51G, 34G, 40G, 53WR)

RAMS INDIVIDUAL STATISTICS

RUSHING: T.Gurley 12-48-2TDs, R.Woods 1-19, J.Goff 2-11, J.Kelly 2-4, J.Davis 1-0

RECEIVING: T.Gurley 10-76, R.Woods 7-74, B.Cooks 6-59, J.Reynolds 5-70, G.Everett 5-46, T.Higbee 2-14

PASSING: J.Goff 35-53-339-0TDs-2, J.Hekker 0-1-0-0TDs-0

INTERCEPTIONS: A.Talib 1-30

SACKS: NONE

FIELD GOALS: G.Zuerlein (41G, 36G, 37G)

PHILADELPHIA 32, HOUSTON 30

SUNDAY, DECEMBER 23, 2018 - LINCOLN FINANCIAL FIELD

POST-GAME NOTES

FOLES PASSES FOR FRANCHISE-RECORD 471 YARDS

- Nick Foles recorded a franchise-record 471 passing yards, breaking the previous mark set by Donovan McNabb on 12/5/04 vs. Green Bay (464 yards). His 471 passing yards are the 2nd-most by an NFL QB this season, trailing only Patrick Mahomes on 11/19/18 at L.A. Rams (478 yards).
- Foles finished the contest 15-for-16 (93.8 pct.) for 193 yards and 3 TDs on third and fourth down

ERTZ SETS SINGLE-SEASON RECEPTIONS RECORD BY A TIGHT END

- Zach Ertz now has 113 receptions in 2018, surpassing Jason Witten in 2012 (110) for the most receptions by a TE in NFL single-season history. Ertz, who led the Eagles with 12 receptions, posted his franchise-record 10th career game with 10+ receptions. He became just the third TE in NFL history to accomplish that feat, joining Tony Gonzalez (15, 1997-2013) and Witten (11, 2003-17).
- Ertz moved past Brian Westbrook (426, 2002-09) into 3rd on the Eagles' all-time receptions list (currently 434), behind Harold Carmichael (589, 1971-83) and Pete Retzlaff (452, 1956-66).

ELLIOTT CONNECTS ON GAME-WINNING FIELD GOAL

- Jake Elliott produced his 6th career game-winning FG (2nd of this season) with a 35-yard kick that gave the Eagles a 32-30 final score as time expired. In 2018, Elliott has converted 12-of-13 (92.3%) FG attempts when trailing by 0-3 points as well as 8-of-9 (88.9%) FG attempts in the fourth quarter.

MORE NOTES FROM THE GAME

- Nelson Agholor led the Eagles with a season-high 116 yards, which marked the 2nd-highest single-game total of his NFL career (141 yards on 12/3/17 at Seattle). Agholor caught an 83-yard TD pass from Nick Foles in the third quarter that gave the Eagles a 23-16 advantage. The score marked the longest TD of both Agholor's and Foles' careers and was the longest passing TD by an Eagle since Michael Vick hooked up with DeSean Jackson for a 91-yard TD on 12/12/10 at Dallas.

TEAM STATISTICS

	TEXANS	PHILADELPHIA
First Downs	25	25
Net Yards Gained	371	519
Rushes/Yards	19/62	22/57
Net Yards Passing	309	462
Att/Comp/INT	40/29/0	50/35/1
Sacked/Yards Lost	4/30	1/9
Punts/Average	4/40.3	2/48.0
Fumbles/Lost	2/1	3/2
Penalties/Yards	10/61	11/105
Time of Possession	26:15	33:45
3rd-Down Efficiency	3/10	9/16
Turnover Ratio	+2	-2

SCORING RECAP

Team	Qtr.	Time	Play Description (Extra Point) (Drive Info)	Texans	Eagles
Eagles	1	6:32	D.Sproles 37 yd. pass from N.Foles (J.Elliott kick) (13-77, 7:04)	0	7
Texans	2	14:52	K.Fairbairn 30 yd. FG (12-63, 6:40)	3	7
Texans	2	10:23	D.Watson 5 yd. run (kick failed, wr) (1-5, 0:04)	9	7
Eagles	2	3:08	Z.Ertz 1 yd. pass from N.Foles (pass failed) (14-75, 7:15)	9	13
Texans	2	1:17	D.Watson 6 yd. run (K.Fairbairn kick) (8-80, 1:51)	16	13
Eagles	3	5:31	J.Elliott 47 yd. FG (7-59, 3:55)	16	16
Eagles	3	2:18	N.Agholor 83 yd. pass from N.Foles (J.Elliott kick) (1-83, 0:14)	16	23
Eagles	4	10:41	Z.Ertz 23 yd. pass from N.Foles (kick failed, wr) (5-44, 3:22)	16	29
Texans	4	4:41	D.Foreman 20 yd. pass from D.Watson (K.Fairbairn kick) (5-55, 0:40)	23	29
Texans	4	2:04	V.Smith 35 yd. pass from D.Watson (K.Fairbairn kick) (8-80, 2:02)	30	29
Eagles	4	0:00	J.Elliott 35 yd. FG (11-72, 2:04)	30	32

EAGLES INDIVIDUAL STATISTICS

RUSHING: D.Sproles 9-32, J.Adams 11-21, W.Smallwood 1-3, N.Foles 1-1

RECEIVING: Z.Ertz 12-110-2TDs, N.Agholor 5-116-1TD, W.Smallwood 4-24, A.Jeffery 3-82, D.Sproles 3-76-1TD, D. Goedert 3-30, G.Tate 2-13, J.Matthews 2-13, R.Rodgers 1-7

PASSING: N.Foles 35-49-471-4TDs-1, N.Sudfeld 0-1-0-0TDs-0

INTERCEPTIONS: NONE

SACKS: C.Long 2.0, T.Hester 1.0, Da.Hall 0.5, A.Maddox 0.5

FIELD GOALS: J.Elliott (47G, 35G)

TEXANS INDIVIDUAL STATISTICS

RUSHING: D.Watson 8-49-2TDs, A.Blue 4-14, D.Foreman 7--1

RECEIVING: D.Hopkins 9-104, D.Carter 6-61, A.Blue 4-26, De.Thomas 3-37, J.Akins 2-33, D.Foreman 2-28-1TD, R.Griffin 2-15, V.Smith 1-35-1TD

PASSING: D.Watson 29-40-339-2TDs-1

INTERCEPTIONS: B.McKinney 1-0

SACKS: J.Clowney 1.0

FIELD GOALS: K.Fairbairn (30G)

PHILADELPHIA 24, WASHINGTON 0

SUNDAY, DECEMBER 30, 2018 - FEDEX FIELD

POST-GAME NOTES

PLAYOFF BOUND

- With a shutout win over the Washington Redskins (W, 24-0) and a Minnesota Vikings loss to the Chicago Bears (L, 10-24), Philadelphia clinched a playoff berth for the second consecutive season and for the 26th time in franchise history.

FOLES TIES NFL RECORD FOR CONSECUTIVE COMPLETIONS

- Nick Foles completed 25 consecutive passes between the first and third quarters, which tied an NFL record shared by Philip Rivers (25 – 11/25/18 vs. Arizona) and Ryan Tannehill (7 – 10/18/15 at Tennessee, 18 – 10/25/15 vs. Houston). Foles and Rivers are the only QBs to accomplish the feat in a single game.
- Foles completed 28-of-33 (84.8%) attempts for 221 yards, 2 TDs, 1 INT and a 102.1 passer rating. It was the highest single-game completion percentage of his career.

RECORD SCORING DRIVE

- Philadelphia took a 10-0 lead in the second quarter following a 19-play, 87-yard drive that lasted 11:49 and resulted in a 2-yard TD pass from Foles to Alshon Jeffery. The scoring drive marked the NFL's first 19-play TD drive since N.Y. Giants on 11/30/14 at Jacksonville. According to Elias Sports, it was the Eagles' longest drive by plays since 9/7/97 vs. Green Bay (also 19 plays).

DEFENSIVE NOTES

- Philadelphia held the Redskins scoreless for the first time since 11/16/80 (W, 24-0 at Washington). It was also Philadelphia's first shutout win since 10/12/14 (W, 27-0 vs. N.Y. Giants).
- Fletcher Cox tied a single-game career high with 3.0 sacks (last time - 10/11/15 vs. NO), finishing with a team-best 10.5 sacks (most since 2015). Cox's 3.0 sacks were the most by an Eagles in a single game in 2018.
- Rasul Douglas picked off Josh Johnson on the Redskins' first play from scrimmage. Douglas, who now leads the Eagles with a career-high 3 INTs this season (5th career INT), became the first Eagle to record an INT on an opponent's first play from scrimmage since Eric Allen picked off Steve Young on a pass intended for Jerry Rice on 10/2/94 at San Francisco.

SEASON-ENDING NOTES

- Alshon Jeffery finished the season with the most receiving yards in a single season (843) since 2014 with the Chicago Bears (1,133).
- Nelson Agholor finished the season with a career high in receptions (64).
- Josh Adams' 511 rushing yards ranks 8th on the Eagles single-season rookie rushing yards list.
- Michael Bennett finished second on the team 9.0 sacks, his most since 2015 with the Seattle Seahawks (10.0).

TEAM STATISTICS

	PHILADELPHIA	WASHINGTON
First Downs	25	8
Net Yards Gained	360	89
Rushes/Yards	34/129	12/21
Net Yards Passing	231	68
Att/Comp/INT	34/39/1	28/13/1
Sacked/Yards Lost	3/12	4/30
Punts/Average	3/41.0	5/44.8
Fumbles/Lost	1/0	1/0
Penalties/Yards	5/25	2/15
Time of Possession	43:19	16:41
3rd-Down Efficiency	8/14	0/9
Turnover Ratio	EVEN	EVEN

A DEFENSIVE PERFORMANCE FOR THE RECORD BOOKS

- In the win, Philadelphia held Washington to...
  - 89 total net yards – lowest amount since 12/13/92 at Seattle (87 total net yards)
  - 68 net passing yards – lowest amount since 9/26/10 at Jacksonville (52 net passing yards)
  - 21 net rushing yards – lowest amount since 11/26/17 vs. Chicago (6 net rushing yards)
  - 8 first downs – lowest amount since 11/26/17 vs. Chicago (8 first downs)
  - 0-for-9 on third down – lowest percentage since 11/15/10 at Washington (0-for-10 on third down

SCORING RECAP

Team	Qtr.	Time	Play Description (Extra Point) (Drive Info)	Eagles	Redskins
Eagles	1	0:22	J.Elliott 33 yd. FG (11-64, 6:20)	3	0
Eagles	2	0:30	A.Jeffery 2 yd. pass from N.Foles (J.Elliott kick) (19-87, 11:49)	10	0
Eagles	3	1:25	N.Agholor 6 yd. pass from N.Foles (J.Elliott kick) (13-68, 7:23)	17	0
Eagles	4	7:34	N.Agholor 22 yd. pass from N.Sudfeld (J.Elliott kick) (5-46, 3:06)	24	0

EAGLES INDIVIDUAL STATISTICS

RUSHING: W.Smallwood 12-53, J.Adams 11-50, D.Sproles 7-24, N.Foles 2-4, N.Sudfeld 2--2

RECEIVING: A.Jeffery 5-59-1TD, N.Agholor 5-40-2TDs, G.Tate 4-33, W.Smallwood 4-24, J.Adams 3-33, D.Goedert 3-27, Z.Ertz 3-15, D.Sproles 2-12

PASSING: N.Foles 28-33-221-2TDs-1, N.Sudfeld 1-1-22-1TD-0

INTERCEPTIONS: R.Douglas 1--3

SACKS: F.Cox 3.0, M.Bennett 1.0

FIELD GOALS: J.Elliott (33G)

REDSKINS INDIVIDUAL STATISTICS

RUSHING: C.Thompson 2-10, S.Perine 3-7, J.Johnson 3-4, A. Peterson 4-0

RECEIVING: C.Thompson 5-14, J.Doctson 2-33, M.Floyd 2-15, M.Flanagan 1-14, D.Kidsy 1-8, J.Crowder 1-7, J.Chesson 1-7

PASSING: J.Johnson 12-27-91-0TDs-1, T.Way 1-1-7-0TDs-0

INTERCEPTIONS: D.Everett 1-24

SACKS: S.Hamilton 1.0, R.Kerrigan 1.0, S.McGee 1.0

FIELD GOALS: NONE

2018 UNOFFICIAL DEPTH CHART

Compiled by the Eagles public relations staff

OFFENSE						
WR	17	Alshon Jeffery	18	Shelton Gibson		
LT	71	Jason Peters	72	Halapoulivaati Vaitai		
LG	73	Isaac Seumalo	61	Stefen Wisniewski		
C	62	Jason Kelce	61	Stefen Wisniewski		
RG	79	Brandon Brooks	67	Chance Warmack	69	Matt Pryor
RT	65	Lane Johnson	72	Halapoulivaati Vaitai		
TE	86	Zach Ertz	88	Dallas Goedert	82	Richard Rodgers
WR	13	Nelson Agholor	80	Jordan Matthews		
WR	19	Golden Tate	14	Mike Wallace		
RB	33	Josh Adams	43	Darren Sproles	28	Wendell Smallwood
					49	Boston Scott
QB	11	Carson Wentz	9	Nick Foles	7	Nate Sudfeld
DEFENSE						
DE	77	Michael Bennett	74	Daeshon Hall		
DT	93	Tim Jernigan	94	Haloti Ngata	98	Bruce Hector
DT	91	Fletcher Cox	90	Treyvon Hester		
DE	55	Brandon Graham	56	Chris Long		
OLB	54	Kamu Grugier-Hill	50	LaRoy Reynolds	59	B.J. Bello
MLB	58	Jordan Hicks	47	Nathan Gerry		
OLB	53	Nigel Bradham	47	Nathan Gerry	57	D.J. Alexander
CB	29	Avonte Maddox	22	Sidney Jones		
CB	32	Rasul Douglas	34	Cre'Von LeBlanc	48	Josh Hawkins
S	24	Corey Graham	37	Tre Sullivan		
S	27	Malcolm Jenkins	36	Deiondre' Hall		
SPECIAL TEAMS						
P	1	Cameron Johnston				
K	4	Jake Elliott				
H	1	Cameron Johnston				
LS	45	Rick Lovato				
PR	43	Darren Sproles	19	Golden Tate		
KR	49	Boston Scott	18	Shelton Gibson	28	Wendell Smallwood

PRONUNICIATION GUIDE					
Nelson Agholor	AGG-uh-lore	Jason Kelce	KELL-see	Halapoulivaati Vaitai	hal-lah-POO-lee VAH-tee VIE-tie
Rasul Douglas	RAH-sool	Cre'Von LeBlanc	CRAY-von leh-BLAHNK	Stefen Wisniewski	STEFF-in wiz-NEW-ski
Nathan Gerry	GARY	Rick Lovato	luh-VAH-toe		
Dallas Goedert	GOD-ert	Avonte Maddox	uh-VON-tay		
Kamu Grugier-Hill	KAH-moo GREW-jay	Haloti Ngata	ha-LOW-tee NAH-tah		
Daeshon Hall	DAY-shon	Isaac Seumalo	say-uh-MAH-low		

ALPHABETICAL ROSTER

NO	NAME	POS	HT	WT	DOB	AGE	EXP	COLLEGE	HOMETOWN	HOW ACQ
33	Adams, Josh	RB	6-2	225	10/29/96	22	R	Notre Dame	Warrington, PA	UDFA-18
13	Agholor, Nelson	WR	6-0	198	5/24/93	25	4	USC	Tampa, FL	D1-15
57	Alexander, D.J.	LB	6-2	233	9/30/91	27	4	Oregon State	Palm Desert, CA	W-Sea-18
59	Bello, B.J.	LB	6-3	229	10/31/94	24	2	Illinois State	New Lenox, IL	FA-18
77	Bennett, Michael	DE	6-4	274	11/13/85	33	10	Texas A&M	Alief, TX	T-Sea-18
53	Bradham, Nigel	LB	6-2	241	9/4/89	29	7	Florida State	Crawfordville, FL	FA-Buf-16
79	Brooks, Brandon	G	6-5	335	8/19/89	29	7	Miami (OH)	Milwaukee, WI	FA-Hou-16
91	Cox, Fletcher	DT	6-4	310	12/13/90	28	7	Mississippi State	Yazoo City, MS	D1-12
32	Douglas, Rasul	CB	6-2	209	8/29/95	23	2	West Virginia	East Orange, NJ	D3-17
4	Elliott, Jake	K	5-9	167	1/21/95	23	2	Memphis	La Grange, IL	PS-Cin-17
86	Ertz, Zach	TE	6-5	250	11/10/90	28	6	Stanford	Danville, CA	D2-13
9	Foles, Nick	QB	6-6	243	1/20/89	29	7	Arizona	Austin, TX	FA-KC-17
47	Gerry, Nathan	LB	6-2	230	2/23/95	23	2	Nebraska	Sioux Falls, SD	D5b-17
18	Gibson, Shelton	WR	5-11	191	3/20/95	23	2	West Virginia	Cleveland, OH	D5a-17
88	Goedert, Dallas	TE	6-5	256	1/3/95	24	R	South Dakota State	Britton, SD	D2-18
55	Graham, Brandon	DE	6-2	265	4/3/88	30	9	Michigan	Detroit, MI	D1-10
24	Graham, Corey	S	6-0	196	7/25/85	33	12	New Hampshire	Buffalo, NY	FA-17
54	Grugier-Hill, Kamu	LB	6-2	230	5/16/94	24	3	Eastern Illinois	Honolulu, HI	W-NE-16
74	Hall, Daeshon	DE	6-5	265	6/14/95	23	2	Texas A&M	Lancaster, TX	PS-Hou-18
36	Hall, Deiondre'	S	6-2	206	5/31/94	24	3	Northern Iowa	Blue Springs, MO	T-Chi-18
48	Hawkins, Josh	CB	5-10	190	1/23/93	25	3	East Carolina	Kennersville, NC	FA-18
98	Hector, Bruce	DT	6-2	296	10/7/94	24	R	South Florida	Tampa, FL	UDFA-18
90	Hester, Treyvon	DT	6-2	304	9/21/92	26	2	Toledo	Penn Hills, PA	FA-18
58	Hicks, Jordan	LB	6-1	236	6/27/92	26	4	Texas	Cincinnati, OH	D3-15
17	Jeffery, Alshon	WR	6-3	218	2/14/90	28	7	South Carolina	St. Matthews, SC	FA-Chi-17
27	Jenkins, Malcolm	S	6-0	204	12/20/87	31	10	Ohio State	Piscataway, NJ	FA-NO-14
93	Jernigan, Tim	DT	6-2	295	9/24/92	26	5	Florida State	Lake City, FL	T-Bal-17
65	Johnson, Lane	T	6-6	317	5/8/90	28	6	Oklahoma	Groveton, TX	D1-13
1	Johnston, Cameron	P	5-11	194	2/24/92	26	1	Ohio State	Geelong, Australia	FA-18
22	Jones, Sidney	CB	6-0	181	5/21/96	22	1	Washington	Diamond Bar, CA	D2-17
62	Kelce, Jason	C	6-3	295	11/5/87	31	8	Cincinnati	Cleveland, OH	D6a-11
34	LeBlanc, Cre'Von	CB	5-10	190	7/25/94	24	3	Florida Atlantic	Belle Glade, FL	W-Det-18
56	Long, Chris	DE	6-3	270	3/28/85	33	11	Virginia	Charlottesville, VA	FA-NE-17
45	Lovato, Rick	LS	6-2	249	9/9/92	26	2	Old Dominion	Middletown, NJ	FA-16
29	Maddox, Avonte	CB	5-9	184	3/31/96	22	R	Pittsburgh	Detroit, MI	D4a-18
80	Matthews, Jordan	WR	6-3	215	7/16/92	26	5	Vanderbilt	Madison, AL	FA-18
94	Ngata, Haloti	DT	6-4	340	1/21/84	34	13	Oregon	Salt Lake City, UT	FA-Det-18
71	Peters, Jason	T	6-4	328	1/22/82	36	15	Arkansas	Queen City, TX	T-Buf-09
69	Pryor, Matt	G/T	6-7	332	12/16/94	24	R	TCU	Lakewood, CA	D6-18
50	Reynolds, LaRoy	LB	6-1	240	11/3/90	28	6	Virginia	Norfolk, VA	FA-Atl-18
82	Rodgers, Richard	TE	6-4	257	1/22/92	26	5	California	Shrewsbury, MA	FA-GB-18
49	Scott, Boston	RB	5-6	203	4/27/95	23	R	Louisiana Tech	Zachary, LA	PS-NO-18
73	Seumalo, Isaac	OL	6-4	303	10/29/93	25	3	Oregon State	Corvallis, OR	D3-16
28	Smallwood, Wendell	RB	5-10	208	1/20/94	24	3	West Virginia	Elkton, MD	D5a-16
43	Sproles, Darren	RB	5-6	190	6/20/83	35	14	Kansas State	Olathe, KS	T-NO-14
7	Sudfeld, Nate	QB	6-6	227	10/7/93	25	3	Indiana	Modesto, CA	FA-17
37	Sullivan, Tre	S	6-0	200	11/1/93	25	1	Shepherd	Brandywine, MD	UDFA-17
19	Tate, Golden	WR	5-10	197	8/2/88	30	9	Notre Dame	Hendersonville, TN	T-Det-18
72	Vaitai, Halapoulivaati	T	6-6	320	6/16/93	25	3	TCU	Haltom, TX	D5b-16
14	Wallace, Mike	WR	6-0	200	8/1/86	32	10	Mississippi	New Orleans, LA	FA-Bal-18
67	Warmack, Chance	G	6-2	323	9/14/91	27	6	Alabama	Atlanta, GA	FA-Ten-17
11	Wentz, Carson	QB	6-5	237	12/30/92	26	3	North Dakota State	Bismarck, ND	D1-16
61	Wisniewski, Stefen	G/C	6-3	305	3/22/89	29	8	Penn State	Pittsburgh, PA	FA-Jax-16
	PRACTICE SQUAD									
52	Brown, Asantay	LB	6-0	215	2/3/95	23	R	Western Michigan	Muskegon, MI	UDFA-18
63	Fabiano, Anthony	C	6-4	303	7/13/93	25	1	Harvard	Medford, MA	FA-18
78	Johnson, Kaleb	G	6-4	300	2/22/93	25	1	Rutgers	Jacksonville, FL	FA-18
38	McKinnon, Jeremiah	CB	5-11	192	6/29/93	25	1	Florida International	Miami, FL	FA-18
89	Miller, Braxton	WR	6-2	215	11/30/92	26	3	Ohio State	Huber Heights, OH	FA-18
84	Miller, Dorren	WR	6-0	196	8/3/94	24	R	Carson-Newman	Lilburn, GA	FA-18
95	Ostman, Joe	DE	6-3	259	7/12/95	23	R	Central Michigan	St. Ignace, MI	UDFA-18
35	Pumphrey, Donnel	RB	5-9	176	12/6/94	24	2	San Diego State	Las Vegas, NV	FA-18
39	Sullivan, Chandon	CB	5-11	195	8/7/96	22	R	Georgia State	Winder, GA	UDFA-18
85	Tye, Will	TE	6-2	260	11/4/91	27	3	Stony Brook	Salisbury, CT	FA-18
	RESERVE/PHYSICALLY UNABLE TO PERFORM									
42	Maragos, Chris	S	5-10	200	1/6/87	32	9	Wisconsin	Racine, WI	FA-Sea-14
	INJURED RESERVE									
26	Ajayi, Jay	RB	6-0	223	6/15/93	25	4	Boise State	Frisco, TX	T-Mia-17
96	Barnett, Derek	DE	6-3	259	6/25/96	22	2	Tennessee	Brentwood, TN	D1-17
-	Bouka, Elie	CB	6-1	205	8/15/92	26	2	Calgary	Laval, QC, Canada	FA-18
30	Clement, Corey	RB	5-10	220	11/2/94	24	2	Wisconsin	Glassboro, NJ	UDFA-17
21	Darby, Ronald	CB	5-11	193	1/2/94	25	4	Florida State	Oxon Hill, MD	T-Buf-17
10	Hollins, Mack	WR	6-4	221	9/16/93	25	2	North Carolina	Rockville, MD	D4a-17
68	Mailata, Jordan	T	6-8	346	3/31/97	21	R	---	Sydney, Australia	D7-18
23	McLeod, Rodney	S	5-10	195	6/23/90	28	7	Virginia	Hyattsville, MD	FA-LAR-16
31	Mills, Jalen	CB	6-0	191	4/6/94	24	3	LSU	DeSoto, TX	D7a-16
83	Perkins, Joshua	TE	6-3	223	8/5/93	25	2	Washington	Cerritos, CA	FA-18
75	Sweat, Josh	DE	6-5	251	3/29/97	21	R	Florida State	Chesapeake, VA	D4b-18
-	Worrilow, Paul	LB	6-0	230	5/1/90	28	6	Delaware	Wilmington, DE	FA-Det-18

NUMERICAL ROSTER

NO	NAME	POS	HT	WT	DOB	AGE	EXP	COLLEGE	HOMETOWN	HOW ACQ
1	Cameron Johnston	P	5-11	194	2/24/92	26	1	Ohio State	Geelong, Australia	FA-18
4	Jake Elliott	K	5-9	167	1/21/95	23	2	Memphis	La Grange, IL	PS-Cin-17
7	Nate Sudfeld	QB	6-6	227	10/7/93	25	3	Indiana	Modesto, CA	FA-17
9	Nick Foles	QB	6-6	243	1/20/89	29	7	Arizona	Austin, TX	FA-KC-17
11	Carson Wentz	QB	6-5	237	12/30/92	26	3	North Dakota State	Bismarck, ND	D1-16
13	Nelson Agholor	WR	6-0	198	5/24/93	25	4	USC	Tampa, FL	D1-15
14	Mike Wallace	WR	6-0	200	8/1/86	32	10	Mississippi	New Orleans, LA	FA-Bal-18
17	Alshon Jeffery	WR	6-3	218	2/14/90	28	7	South Carolina	St. Matthews, SC	FA-Chi-17
18	Shelton Gibson	WR	5-11	191	3/20/95	23	2	West Virginia	Cleveland, OH	D5a-17
19	Golden Tate	WR	5-10	197	8/2/88	30	9	Notre Dame	Hendersonville, TN	T-Det-18
22	Sidney Jones	CB	6-0	181	5/21/96	22	1	Washington	Diamond Bar, CA	D2-17
24	Corey Graham	S	6-0	196	7/25/85	33	12	New Hampshire	Buffalo, NY	FA-17
27	Malcolm Jenkins	S	6-0	204	12/20/87	31	10	Ohio State	Piscataway, NJ	FA-NO-14
28	Wendell Smallwood	RB	5-10	208	1/20/94	24	3	West Virginia	Elkton, MD	D5a-16
29	Avonte Maddox	CB	5-9	184	3/31/96	22	R	Pittsburgh	Detroit, MI	D4a-18
32	Rasul Douglas	CB	6-2	209	8/29/95	23	2	West Virginia	East Orange, NJ	D3-17
33	Josh Adams	RB	6-2	225	10/29/96	22	R	Notre Dame	Warrington, PA	UDFA-18
34	Cre'Von LeBlanc	CB	5-10	190	7/25/94	24	3	Florida Atlantic	Belle Glade, FL	W-Det-18
36	Deiondre' Hall	S	6-2	206	5/31/94	24	3	Northern Iowa	Blue Springs, MO	T-Chi-18
37	Tre Sullivan	S	6-0	200	11/1/93	25	1	Shepherd	Brandywine, MD	UDFA-17
43	Darren Sproles	RB	5-6	190	6/20/83	35	14	Kansas State	Olathe, KS	T-NO-14
45	Rick Lovato	LS	6-2	249	9/9/92	26	2	Old Dominion	Middletown, NJ	FA-16
47	Nathan Gerry	LB	6-2	230	2/23/95	23	2	Nebraska	Sioux Falls, SD	D5b-17
48	Josh Hawkins	CB	5-10	190	1/23/93	25	3	East Carolina	Kennersville, NC	FA-18
49	Boston Scott	RB	5-6	203	4/27/95	23	R	Louisiana Tech	Zachary, LA	PS-NO-18
50	LaRoy Reynolds	LB	6-1	240	11/3/90	28	6	Virginia	Norfolk, VA	FA-Atl-18
53	Nigel Bradham	LB	6-2	241	9/4/89	29	7	Florida State	Crawfordville, FL	FA-Buf-16
54	Kamu Grugier-Hill	LB	6-2	230	5/16/94	24	3	Eastern Illinois	Honolulu, HI	W-NE-16
55	Brandon Graham	DE	6-2	265	4/3/88	30	9	Michigan	Detroit, MI	D1-10
56	Chris Long	DE	6-3	270	3/28/85	33	11	Virginia	Charlottesville, VA	FA-NE-17
57	D.J. Alexander	LB	6-2	233	9/30/91	27	4	Oregon State	Palm Desert, CA	W-Sea-18
58	Jordan Hicks	LB	6-1	236	6/27/92	26	4	Texas	Cincinnati, OH	D3-15
59	B.J. Bello	LB	6-3	229	10/31/94	24	2	Illinois State	New Lenox, IL	FA-18
61	Stefen Wisniewski	G/C	6-3	305	3/22/89	29	8	Penn State	Pittsburgh, PA	FA-Jax-16
62	Jason Kelce	C	6-3	295	11/5/87	31	8	Cincinnati	Cleveland, OH	D6a-11
65	Lane Johnson	T	6-6	317	5/8/90	28	6	Oklahoma	Groveton, TX	D1-13
67	Chance Warmack	G	6-2	323	9/14/91	27	6	Alabama	Atlanta, GA	FA-Ten-17
69	Matt Pryor	G/T	6-7	332	12/16/94	24	R	TCU	Lakewood, CA	D6-18
71	Jason Peters	T	6-4	328	1/22/82	36	15	Arkansas	Queen City, TX	T-Buf-09
72	Halapoulivaati Vaitai	T	6-6	320	6/16/93	25	3	TCU	Haltom, TX	D5b-16
73	Isaac Seumalo	OL	6-4	303	10/29/93	25	3	Oregon State	Corvallis, OR	D3-16
74	Daeshon Hall	DE	6-5	265	6/14/95	23	2	Texas A&M	Lancaster, TX	PS-Hou-18
77	Michael Bennett	DE	6-4	274	11/13/85	33	10	Texas A&M	Alief, TX	T-Sea-18
79	Brandon Brooks	G	6-5	335	8/19/89	29	7	Miami (OH)	Milwaukee, WI	FA-Hou-16
80	Jordan Matthews	WR	6-3	215	7/16/92	26	5	Vanderbilt	Madison, AL	FA-18
82	Richard Rodgers	TE	6-4	257	1/22/92	26	5	California	Shrewsbury, MA	FA-GB-18
86	Zach Ertz	TE	6-5	250	11/10/90	28	6	Stanford	Danville, CA	D2-13
88	Dallas Goedert	TE	6-5	256	1/3/95	24	R	South Dakota State	Britton, SD	D2-18
90	Treyvon Hester	DT	6-2	304	9/21/92	26	2	Toledo	Penn Hills, PA	FA-18
91	Fletcher Cox	DT	6-4	310	12/13/90	28	7	Mississippi State	Yazoo City, MS	D1-12
93	Tim Jernigan	DT	6-2	295	9/24/92	26	5	Florida State	Lake City, FL	T-Bal-17
94	Haloti Ngata	DT	6-4	340	1/21/84	34	13	Oregon	Salt Lake City, UT	FA-Det-18
98	Bruce Hector	DT	6-2	296	10/7/94	24	R	South Florida	Tampa, FL	UDFA-18
	PRACTICE SQUAD									
35	Donnel Pumphrey	RB	5-9	176	12/6/94	24	2	San Diego State	Las Vegas, NV	FA-18
38	Jeremiah McKinnon	CB	5-11	192	6/29/93	25	1	Florida International	Miami, FL	FA-18
39	Chandon Sullivan	CB	5-11	195	8/7/96	22	R	Georgia State	Winder, GA	UDFA-18
52	Asantay Brown	LB	6-0	215	2/3/95	23	R	Western Michigan	Muskegon, MI	UDFA-18
63	Anthony Fabiano	C	6-4	303	7/13/93	25	1	Harvard	Medford, MA	FA-18
78	Kaleb Johnson	G	6-4	300	2/22/93	25	1	Rutgers	Jacksonville, FL	FA-18
84	Dorren Miller	WR	6-0	196	8/3/94	24	R	Carson-Newman	Lilburn, GA	FA-18
85	Will Tye	TE	6-2	260	11/4/91	27	3	Stony Brook	Salisbury, CT	FA-18
89	Braxton Miller	WR	6-2	215	11/30/92	26	3	Ohio State	Huber Heights, OH	FA-18
95	Joe Ostman	DE	6-3	259	7/12/95	23	R	Central Michigan	St. Ignace, MI	UDFA-18
	RESERVE/PHYSICALLY UNABLE TO PERFORM									
42	Chris Maragos	S	5-10	200	1/6/87	32	9	Wisconsin	Racine, WI	FA-Sea-14
	INJURED RESERVE									
10	Mack Hollins	WR	6-4	221	9/16/93	25	2	North Carolina	Rockville, MD	D4a-17
21	Ronald Darby	CB	5-11	193	1/2/94	25	4	Florida State	Oxon Hill, MD	T-Buf-17
23	Rodney McLeod	S	5-10	195	6/23/90	28	7	Virginia	Hyattsville, MD	FA-LAR-16
26	Jay Ajayi	RB	6-0	223	6/15/93	25	4	Boise State	Frisco, TX	T-Mia-17
30	Corey Clement	RB	5-10	220	11/2/94	24	2	Wisconsin	Glassboro, NJ	UDFA-17
31	Jalen Mills	CB	6-0	191	4/6/94	24	3	LSU	DeSoto, TX	D7a-16
68	Jordan Mailata	T	6-8	346	3/31/97	21	R	---	Sydney, Australia	D7-18
75	Josh Sweat	DE	6-5	251	3/29/97	21	R	Florida State	Chesapeake, VA	D4b-18
83	Joshua Perkins	TE	6-3	223	8/5/93	25	2	Washington	Cerritos, CA	FA-18
96	Derek Barnett	DE	6-3	259	6/25/96	22	2	Tennessee	Brentwood, TN	D1-17
-	Elie Bouka	CB	6-1	205	8/15/92	26	2	Calgary	Laval, QC, Canada	FA-18
-	Paul Worrilow	LB	6-0	230	5/1/90	28	6	Delaware	Wilmington, DE	FA-Det-18

POSITIONAL ROSTER

	NO	NAME	POS	HT	WT	DOB	AGE	EXP	COLLEGE	HOMETOWN	HOW ACQ
QB	7	Nate Sudfeld	QB	6-6	227	10/7/93	25	3	Indiana	Modesto, CA	FA-17
	9	Nick Foles	QB	6-6	243	1/20/89	29	7	Arizona	Austin, TX	FA-KC-17
	11	Carson Wentz	QB	6-5	237	12/30/92	26	3	North Dakota State	Bismarck, ND	D1-16
RB	28	Wendell Smallwood	RB	5-10	208	1/20/94	24	3	West Virginia	Elkton, MD	D5a-16
	33	Josh Adams	RB	6-2	225	10/29/96	22	R	Notre Dame	Warrington, PA	UDFA-18
	43	Darren Sproles	RB	5-6	190	6/20/83	35	14	Kansas State	Olathe, KS	T-NO-14
	49	Boston Scott	RB	5-6	203	4/27/95	23	R	Louisiana Tech	Zachary, LA	PS-NO-18
WR	13	Nelson Agholor	WR	6-0	198	5/24/93	25	4	USC	Tampa, FL	D1-15
	14	Mike Wallace	WR	6-0	200	8/1/86	32	10	Mississippi	New Orleans, LA	FA-Bal-18
	17	Alshon Jeffery	WR	6-3	218	2/14/90	28	7	South Carolina	St. Matthews, SC	FA-Chi-17
	18	Shelton Gibson	WR	5-11	191	3/20/95	23	2	West Virginia	Cleveland, OH	D5a-17
	19	Golden Tate	WR	5-10	197	8/2/88	30	9	Notre Dame	Notre Dame	T-Det-18
	80	Jordan Matthews	WR	6-3	215	7/16/92	26	5	Vanderbilt	Madison, AL	FA-18
TE	82	Richard Rodgers	TE	6-4	257	1/22/92	26	5	California	Shrewsbury, MA	FA-GB-18
	86	Zach Ertz	TE	6-5	250	11/10/90	28	6	Stanford	Danville, CA	D2-13
	88	Dallas Goedert	TE	6-5	256	1/3/95	24	R	South Dakota State	Britton, SD	D2-18
OFFENSIVE LINE	61	Stefen Wisniewski	G/C	6-3	305	3/22/89	29	8	Penn State	Pittsburgh, PA	FA-Jax-16
	62	Jason Kelce	C	6-3	295	11/5/87	31	8	Cincinnati	Cleveland, OH	D6a-11
	65	Lane Johnson	T	6-6	317	5/8/90	28	6	Oklahoma	Groveton, TX	D1-13
	67	Chance Warmack	G	6-2	323	9/14/91	27	6	Alabama	Atlanta, GA	FA-Ten-17
	69	Matt Pryor	G/T	6-7	332	12/16/94	24	R	TCU	Lakewood, CA	D6-18
	71	Jason Peters	T	6-4	328	1/22/82	36	15	Arkansas	Queen City, TX	T-Buf-09
	72	Halapoulivaati Vaitai	T	6-6	320	6/16/93	25	3	TCU	Haltom, TX	D5b-16
	73	Isaac Seumalo	OL	6-4	303	10/29/93	25	3	Oregon State	Corvallis, OR	D3-16
	79	Brandon Brooks	G	6-5	335	8/19/89	29	7	Miami (OH)	Milwaukee, WI	FA-Hou-16
DEFENSIVE LINE	55	Brandon Graham	DE	6-2	265	4/3/88	30	9	Michigan	Detroit, MI	D1-10
	56	Chris Long	DE	6-3	270	3/28/85	33	11	Virginia	Charlottesville, VA	FA-NE-17
	74	Daeshon Hall	DE	6-5	265	6/14/95	23	2	Texas A&M	Lancaster, TX	PS-Hou-18
	77	Michael Bennett	DE	6-4	274	11/13/85	33	10	Texas A&M	Alief, TX	T-Sea-18
	90	Treyvon Hester	DT	6-2	304	9/21/92	26	2	Toledo	Penn Hills, PA	FA-18
	91	Fletcher Cox	DT	6-4	310	12/13/90	28	7	Mississippi State	Yazoo City, MS	D1-12
	93	Tim Jernigan	DT	6-2	295	9/24/92	26	5	Florida State	Lake City, FL	T-Bal-17
	94	Haloti Ngata	DT	6-4	340	1/21/84	34	13	Oregon	Salt Lake City, UT	FA-Det-18
	98	Bruce Hector	DT	6-2	296	10/7/94	24	R	South Florida	Tampa, FL	UDFA-18
LB	47	Nathan Gerry	LB	6-2	230	2/23/95	23	2	Nebraska	Sioux Falls, SD	D5b-17
	50	LaRoy Reynolds	LB	6-1	240	11/3/90	28	6	Virginia	Norfolk, VA	FA-Atl-18
	53	Nigel Bradham	LB	6-2	241	9/4/89	29	7	Florida State	Crawfordville, FL	FA-Buf-16
	54	Kamu Grugier-Hill	LB	6-2	230	5/16/94	24	3	Eastern Illinois	Honolulu, HI	W-NE-16
	57	D.J. Alexander	LB	6-2	233	9/30/91	27	4	Oregon State	Palm Desert, CA	W-Sea-18
	58	Jordan Hicks	LB	6-1	236	6/27/92	26	4	Texas	Cincinnati, OH	D3-15
	59	B.J. Bello	LB	6-3	229	10/31/94	24	2	Illinois State	New Lenox, IL	FA-18
DEFENSIVE BACKS	22	Sidney Jones	CB	6-0	181	5/21/96	22	1	Washington	Diamond Bar, CA	D2-17
	24	Corey Graham	S	6-0	196	7/25/85	33	12	New Hampshire	Buffalo, NY	FA-17
	27	Malcolm Jenkins	S	6-0	204	12/20/87	31	10	Ohio State	Piscataway, NJ	FA-NO-14
	29	Avonte Maddox	CB	5-9	184	3/31/96	22	R	Pittsburgh	Detroit, MI	D4a-18
	32	Rasul Douglas	CB	6-2	209	8/29/95	23	2	West Virginia	East Orange, NJ	D3-17
	34	Cre'Von LeBlanc	CB	5-10	190	7/25/94	24	3	Florida Atlantic	Belle Glade, FL	W-Det-18
	36	Deiondre' Hall	S	6-2	206	5/31/94	24	3	Northern Iowa	Blue Springs, MO	T-Chi-18
	37	Tre Sullivan	S	6-0	200	11/1/93	25	1	Shepherd	Brandywine, MD	UDFA-17
	48	Josh Hawkins	CB	5-10	190	1/23/93	25	3	East Carolina	Kennersville, NC	FA-18
ST	1	Cameron Johnston	P	5-11	194	2/24/92	26	1	Ohio State	Geelong, Australia	FA-18
	4	Jake Elliott	K	5-9	167	1/21/95	23	2	Memphis	La Grange, IL	PS-Cin-17
	45	Rick Lovato	LS	6-2	249	9/9/92	26	2	Old Dominion	Middletown, NJ	FA-16

ROSTER BREAKDOWN

HOW ACQUIRED

Year	Player	Acq
2009	Jason Peters	T-Buf
2010	Brandon Graham	D1
2011	Jason Kelce	D6a
2012	Fletcher Cox	D1
2013	Lane Johnson	D1
	Zach Ertz	D2
2014	Malcolm Jenkins	FA-NO
	Chris Maragos (PUP)	FA-Sea
	Darren Sproles	T-NO
2015	Nelson Agholor	D1
	Jordan Hicks	D3
2016	Carson Wentz	D1
	Isaac Seumalo	D3
	Wendell Smallwood	D5a
	Halapoulivaati Vaitai	D5b
	Jalen Mills (IR)	D7a
	Nigel Bradham	FA-Buf
	Brandon Brooks	FA-Hou
	Rodney McLeod (IR)	FA-LAR
	Stefen Wisniewski	FA-Jax
	Rick Lovato	FA
	Kamu Grugier-Hill	W-NE
2017	Derek Barnett (IR)	D1
	Sidney Jones	D2
	Rasul Douglas	D3
	Mack Hollins (IR)	D4a
	Shelton Gibson	D5a
	Nathan Gerry	D5b
	Nick Foles	FA-KC
	Alshon Jeffery	FA-Chi
	Chris Long	FA-NE
	Chance Warmack	FA-Ten
	Corey Graham	FA
	Nate Sudfeld	FA
	Corey Clement (IR)	UDFA
	Tre Sullivan	UDFA
	Jay Ajayi (IR)	T-Mia
	Ronald Darby (IR)	T-Buf
	Tim Jernigan	T-Bal
	Jake Elliott	PS-Cin
2018	Dallas Goedert	D2
	Avonte Maddox	D4a
	Josh Sweat (IR)	D4b
	Matt Pryor	D6
	Jordan Mailata (IR)	D7
	Haloti Ngata	FA-Det
	LaRoy Reynolds	FA-Atl
	Richard Rodgers	FA-GB
	Mike Wallace	FA-Bal
	Paul Worrilow (IR)	FA-Det
	B.J. Bello	FA
	Elie Bouka (IR)	FA
	Josh Hawkins	FA
	Treyvon Hester	FA
	Cameron Johnston	FA
	Jordan Matthews	FA
	Joshua Perkins (IR)	FA
	Josh Adams	UDFA
	Bruce Hector	UDFA
	Michael Bennett	T-Sea
	Deiondre' Hall	T-Chi
	Golden Tate	T-Det
	D.J. Alexander	W-Sea
	Cre'Von LeBlanc	W-Det
	Daeshon Hall	PS-Hou
	Boston Scott	PS-NO

BY DRAFT ROUND

Rd	Player	Team	Year
1st	Haloti Ngata	Bal	2006
	Chris Long	StL	2008
	Malcolm Jenkins	NO	2009
	Brandon Graham	Phi	2010
	Fletcher Cox	Phi	2012
	Lane Johnson	Phi	2013
	Chance Warmack	Ten	2013
	Nelson Agholor	Phi	2015
	Carson Wentz	Phi	2016
	Derek Barnett (IR)	Phi	2017
2nd	Golden Tate	Sea	2010
	Stefen Wisniewski	Oak	2011
	Alshon Jeffery	Chi	2012
	Zach Ertz	Phi	2013
	Tim Jernigan	Bal	2014
	Jordan Matthews	Phi	2014
	Ronald Darby (IR)	Buf	2015
	Sidney Jones	Phi	2017
	Dallas Goedert	Phi	2018
3rd	Mike Wallace	Pit	2009
	Brandon Brooks	Hou	2012
	Nick Foles	Phi	2012
	Richard Rodgers	GB	2014
	Jordan Hicks	Phi	2015
	Isaac Seumalo	Phi	2016
	Rasul Douglas	Phi	2017
	Daeshon Hall	Car	2017
4th	Darren Sproles	SD	2005
	Nigel Bradham	Buf	2012
	Deiondre' Hall	Chi	2016
	Mack Hollins (IR)	Phi	2017
	Avonte Maddox	Phi	2018
	Josh Sweat (IR)	Phi	2018
5th	Corey Graham	Chi	2007
	Jay Ajayi (IR)	Mia	2015
	D.J. Alexander	KC	2015
	Wendell Smallwood	Phi	2016
	Halapoulivaati Vaitai	Phi	2016
	Jake Elliott	Cin	2017
	Nathan Gerry	Phi	2017
	Shelton Gibson	Phi	2017
6th	Jason Kelce	Phi	2011
	Kamu Grugier-Hill	NE	2016
	Nate Sudfeld	Was	2016
	Matt Pryor	Phi	2018
	Boston Scott	NO	2018
7th	Jalen Mills (IR)	Phi	2016
	Treyvon Hester	Oak	2017
	Jordan Mailata (IR)	Phi	2018
FA	Jason Peters	Buf	2004
	Michael Bennett	Sea	2009
	Chris Maragos (PUP)	SF	2010
	Rodney McLeod (IR)	StL	2012
	LaRoy Reynolds	Jax	2013
	Paul Worrilow (IR)	Atl	2013
	Rick Lovato	Chi	2015
	Elie Bouka (IR)	Ari	2016
	Josh Hawkins	GB	2016
	Cre'Von LeBlanc	NE	2016
	Joshua Perkins (IR)	Atl	2016
	B.J. Bello	Cle	2017
	Corey Clement (IR)	Phi	2017
	Cameron Johnston	Phi	2017
	Tre Sullivan	Phi	2017
	Josh Adams	Phi	2018
	Bruce Hector	Phi	2018

BY EXPERIENCE

Player	Exp	G/S	w/Phi
Jason Peters	15	192/182	127/127
Darren Sproles	14	177/30	55/11
Haloti Ngata	13	180/174	13/9
Corey Graham	12	184/74	27/10
Chris Long	11	162/103	32/1
Michael Bennett	10	141/100	16/10
Malcolm Jenkins	10	151/143	80/80
Mike Wallace	10	144/124	2/2
Brandon Graham	9	127/70	
Chris Maragos (PUP)	9	99/3	53/3
Golden Tate	9	137/100	8/3
Jason Kelce	8	110/110	
Stefen Wisniewski	8	123/101	46/24
Nigel Bradham	7	103/84	46/46
Brandon Brooks	7	96/90	46/46
Fletcher Cox	7	109/103	
Nick Foles	7	54/44	40/32
Alshon Jeffery	7	92/85	29/29
Rodney McLeod (IR)	7	97/81	33/33
Zach Ertz	6	91/56	
Lane Johnson	6	80/80	
LaRoy Reynolds	6	84/7	16/0
Chance Warmack	6	67/51	19/3
Paul Worrilow (IR)	6	72/52	0/0
Tim Jernigan	5	61/42	18/18
Jordan Matthews	5	70/46	60/39
Richard Rodgers	5	70/24	7/0
Nelson Agholor	4	60/52	
Jay Ajayi (IR)	4	42/23	11/4
D.J. Alexander	4	56/1	12/0
Ronald Darby (IR)	4	46/45	17/16
Jordan Hicks	4	43/40	
Kamu Grugier-Hill	3	44/10	
Deiondre' Hall	3	23/0	13/0
Josh Hawkins	3	32/3	1/0
Cre'Von LeBlanc	3	39/14	8/4
Jalen Mills (IR)	3	39/25	
Isaac Seumalo	3	36/15	
Wendell Smallwood	3	37/12	
Nate Sudfeld	3	3/0	
Carson Wentz	3	40/40	
Halapoulivaati Vaitai	3	39/17	
Derek Barnett (IR)	2	21/6	
B.J. Bello	2	19/0	3/0
Elie Bouka (IR)	2	0/0	
Corey Clement (IR)	2	27/0	
Rasul Douglas	2	30/12	
Jake Elliott	2	31/0	
Nathan Gerry	2	23/3	
Shelton Gibson	2	20/0	
Daeshon Hall	2	4/0	3/0
Treyvon Hester	2	26/2	12/1
Mack Hollins (IR)	2	16/0	
Rick Lovato	2	39/0	35/0
Joshua Perkins (IR)	2	17/2	9/1
Cameron Johnston	1	16/0	
Sidney Jones	1	10/4	
Tre Sullivan	1	12/1	
Josh Adams	R	14/5	
Dallas Goedert	R	16/8	
Bruce Hector	R	8/0	
Avonte Maddox	R	13/9	
Jordan Mailata (IR)	R	0/0	
Matt Pryor	R	0/0	
Boston Scott	R	2/0	
Josh Sweat (IR)	R	9/0	

2018 GAME-BY-GAME STARTERS

	OFFENSE											
	QB	RB	WR	WR	WR/TE	TE	TE	LT	LG	C	RG	RT
Atl	Foles	Ajayi	Wallace	Agholor	Carter	Ertz	---	Peters	Wisniewski	Kelce	Brooks	Johnson
@TB	Foles	Ajayi	Wallace	Agholor	Aiken	Ertz	---	Peters	Wisniewski	Kelce	Brooks	Johnson
Ind	Wentz	Smallwood	Agholor	---	Perkins	Ertz	Goedert	Peters	Wisniewski	Kelce	Brooks	Johnson
@Ten	Wentz	Ajayi	Jeffery	Agholor	---	Ertz	Goedert	Peters	Wisniewski	Kelce	Brooks	Johnson
Min	Wentz	Ajayi	Jeffery	Agholor	Matthews	Ertz	---	Peters	Seumalo	Kelce	Brooks	Johnson
@NYG	Wentz	Smallwood	Jeffery	Agholor	---	Ertz	Goedert	Peters	Seumalo	Kelce	Brooks	Johnson
Car	Wentz	Smallwood	Jeffery	Agholor	---	Ertz	Goedert	Peters	Seumalo	Kelce	Brooks	Johnson
@Jax	Wentz	Smallwood	Jeffery	Agholor	Matthews	Ertz	---	Peters	Seumalo	Kelce	Brooks	Johnson
Dal	Wentz	Smallwood	Jeffery	Agholor	Matthews	Ertz	---	Peters	Seumalo	Kelce	Brooks	Vaitai
@NO	Wentz	Adams	Jeffery	Agholor	---	Ertz	Goedert	Peters	Seumalo	Kelce	Brooks	Johnson
NYG	Wentz	Adams	Jeffery	Agholor	Tate	Ertz	---	Peters	Seumalo	Kelce	Brooks	Johnson
Was	Wentz	Adams	Jeffery	Agholor	---	Ertz	Goedert	Peters	Seumalo	Kelce	Brooks	Johnson
@Dal	Wentz	Adams	Jeffery	Agholor	---	Ertz	Goedert	Peters	Seumalo	Kelce	Brooks	Johnson
@LAR	Foles	Adams	Jeffery	Agholor	---	Ertz	Goedert	Peters	Wisniewski	Kelce	Brooks	Johnson
Hou	Foles	Sproles	Jeffery	Agholor	Tate	Ertz	---	Peters	Wisniewski	Kelce	Brooks	Johnson
@Was	Foles	Smallwood	Jeffery	Agholor	Tate	Ertz	---	Peters	Wisniewski	Kelce	Brooks	Johnson

	DEFENSE											
	DE	DT	DT	DE	OLB	MLB	OLB	CB	CB	CB/LB/S	S	S
Atl	B. Graham	Cox	Vaeao	Barnett	---	Hicks	Gerry	Darby	Mills	C. Graham	Jenkins	McLeod
@TB	B. Graham	Cox	Ngata	Barnett	Bradham	Hicks	Grugier-Hill	Darby	Mills	---	Jenkins	McLeod
Ind	B. Graham	Cox	Ngata	Barnett	Bradham	Hicks	Grugier-Hill	Darby	Mills	---	Jenkins	McLeod
@Ten	B. Graham	Cox	Ngata	Barnett	Bradham	Hicks	Grugier-Hill	Darby	Mills	---	Jenkins	C. Graham
Min	B. Graham	Cox	Vaeao	Bennett	Bradham	Hicks	Grugier-Hill	Darby	Mills	---	Jenkins	Maddox
@NYG	B. Graham	Cox	Vaeao	Bennett	Bradham	Hicks	---	Darby	Mills	Jones	Jenkins	Maddox
Car	B. Graham	Cox	Hester	Barnett	Bradham	Hicks	---	Darby	Mills	McDougle	Jenkins	Maddox
@Jax	B. Graham	Cox	Ngata	Bennett	Bradham	Hicks	Grugier-Hill	Darby	Mills	---	Jenkins	Maddox
Dal	B. Graham	Cox	Ngata	Bennett	Bradham	Hicks	---	Darby	Douglas	Maddox	Jenkins	T. Sullivan
@NO	B. Graham	Cox	Ngata	Bennett	Bradham	Hicks	---	Jones	Douglas	Maddox	Jenkins	C. Graham
NYG	B. Graham	Cox	Jernigan	Bennett	Gerry	Bradham	Grugier-Hill	C. Sullivan	Bausby	---	Jenkins	C. Graham
Was	B. Graham	Cox	Ngata	Bennett	---	Bradham	Grugier-Hill	Jones	Douglas	LeBlanc	Jenkins	C. Graham
@Dal	B. Graham	Cox	Ngata	Bennett	---	Bradham	Grugier-Hill	Jones	Douglas	LeBlanc	Jenkins	C. Graham
@LAR	B. Graham	Cox	Ngata	Bennett	---	Bradham	Grugier-Hill	Maddox	Douglas	LeBlanc	Jenkins	C. Graham
Hou	B. Graham	Cox	Jernigan	Bennett	Bradham	Hicks	Grugier-Hill	Maddox	Douglas	---	Jenkins	C. Graham
@Was	B. Graham	Cox	Jernigan	Bennett	Bradham	Hicks	---	Maddox	Douglas	LeBlanc	Jenkins	C. Graham

2018 PARTICIPATION CHART

PLAYER	Atl	@TB	Ind	@Ten	Min	@NYG	Car	@Jax	Dal	@NO	NYG	Was	@Dal	@LAR	Hou	@Was	G/S	IA	DNP
Adams, Josh	PS	PS	P	P	P	P	P	P	P	RB	RB	RB	RB	RB	P	P	14/5	---	---
Agholor, Nelson	WR	WR	WR	WR	WR	WR	WR	WR	WR	WR	WR	WR	WR	WR	WR	WR	16/16	---	---
Aiken Kamar	X	WR	P	P	P	P	X	X	X	X	X	X	X	X	X	X	5/1	---	---
Ajayi, Jay	P	RB	IA	RB	RB	IR	IR	IR	IR	IR	IR	IR	IR	IR	IR	IR	4/3	1	---
Alexander, D.J.	P	P	P	P	P	IA	IA	P	P	P	P	P	P	P	IA	IA	12/0	4	---
Barnett, Derek	DE	DE	DE	DE	IA	DE	DE	IR	IR	IR	IR	IR	IR	IR	IR	IR	6/6	1	---
Bausby, De'Vante	X	X	X	X	X	X	X	X	PS	P	CB	P	P	P	P	X	6/1	---	---
Bello, B.J.	X	X	X	X	X	X	PS	PS	PS	PS	PS	PS	PS	P	P	P	3/0	---	---
Bennett, Michael	P	P	P	P	DE	P	P	DE	DE	DE	DE	DE	DE	DE	DE	DE	16/10	---	---
Bouka, Elie	IR	IR	IR	IR	IR	IR	IR	IR	IR	IR	IR	IR	IR	IR	IR	IR	0/0	---	---
Bradham, Nigel	SUSP	LB	LB	LB	LB	LB	LB	LB	LB	LB	LB	LB	LB	LB	LB	LB	15/15	---	---
Brooks, Brandon	RG	RG	RG	RG	RG	RG	RG	RG	RG	RG	RG	RG	RG	RG	RG	RG	16/16	---	---
Carter, DeAndre	WR	P	PS	P	P	P	P	P	X	X	X	X	X	X	X	X	7/1	---	---
Clement, Corey	P	P	P	IA	DNP	P	P	P	P	P	P	P	P	IR	IR	IR	11/0	1	1
Cox, Fletcher	DT	DT	DT	DT	DT	DT	DT	DT	DT	DT	DT	DT	DT	DT	DT	DT	16/16	---	---
Darby, Ronald	CB	CB	CB	CB	CB	CB	CB	CB	CB	IR	IR	IR	IR	IR	IR	IR	9/9	---	---
Douglas, Rasul	P	P	P	P	P	P	P	P	CB	CB	P	CB	CB	CB	CB	CB	16/7	---	---
Elliott, Jake	P	P	P	P	P	P	P	P	P	P	P	P	P	P	P	P	16/0	---	---
Ertz, Zach	TE	TE	TE	TE	TE	TE	TE	TE	TE	TE	TE	TE	TE	TE	TE	TE	16/16	---	---
Foles, Nick	QB	QB	DNP	DNP	DNP	DNP	DNP	DNP	DNP	DNP	DNP	DNP	DNP	QB	QB	QB	5/5	---	11
Gerry, Nathan	LB	P	P	P	P	IA	IA	IA	P	P	LB	P	P	P	P	P	13/2	3	---
Gibson, Shelton	P	P	P	P	P	P	P	P	P	P	P	P	P	P	P	IA	15/0	1	---
Goedert, Dallas	P	P	TE	TE	P	TE	TE	P	P	TE	P	TE	TE	TE	P	P	16/8	---	---
Graham, Brandon	DE	DE	DE	DE	DE	DE	DE	DE	DE	DE	DE	DE	DE	DE	DE	DE	16/16	---	---
Graham, Corey	S	P	P	S	P	IA	IA	IA	P	S	S	S	S	S	S	S	13/9	3	---
Grugier-Hill, Kamu	P	LB	LB	LB	LB	P	P	LB	P	P	LB	LB	LB	LB	LB	P	16/10	---	---
Hall, Daeshon	X	X	X	X	X	X	X	X	X	X	X	X	X	P	P	P	3/0	---	---
Hall, Deiondre'	SUSP	P	P	P	P	P	P	P	IA	IA	P	P	P	P	P	P	13/0	2	---
Hawkins, Josh	X	X	X	X	X	X	X	X	X	X	X	X	X	PS	PS	P	1/0	---	---
Hector, Bruce	P	P	P	P	PS	PS	P	P	PS	PS	PS	PS	P	P	P	IA	9/0	1	---
Hester, Treyvon	X	PS	PS	PS	P	P	DT	P	P	P	P	P	P	P	P	P	11/1	---	---
Hicks, Jordan	LB	LB	LB	LB	LB	LB	LB	LB	LB	LB	IA	IA	IA	IA	LB	LB	12/12	4	---
Hollins, Mack	IR	IR	IR	IR	IR	IR	IR	IR	IR	IR	IR	IR	IR	IR	IR	IR	0/0	---	---
Jeffery, Alshon	IA	IA	IA	WR	WR	WR	WR	WR	WR	WR	WR	WR	WR	WR	WR	WR	13/13	3	---
Jenkins, Malcolm	S	S	S	S	S	S	S	S	S	S	S	S	S	S	S	S	16/16	---	---
Jernigan, Tim	NFI	NFI	NFI	NFI	NFI	NFI	NFI	NFI	NFI	NFI	DT	DNP	IA	IA	DT	DT	3/3	2	1
Johnson, Lane	RT	RT	RT	RT	RT	RT	RT	RT	IA	RT	RT	RT	RT	RT	RT	RT	15/15	1	---
Johnston, Cameron	P	P	P	P	P	P	P	P	P	P	P	P	P	P	P	P	16/0	---	---
Jones, Sidney	P	P	P	P	P	CB	IA	IA	IA	CB	IA	CB	CB	IA	IA	IA	9/4	7	---
Kelce, Jason	C	C	C	C	C	C	C	C	C	C	C	C	C	C	C	C	16/16	---	---
LeBlanc, Cre'Von	X	X	X	X	X	X	X	X	P	P	P	CB	CB	CB	P	LB	8/5	---	---
Long, Chris	P	P	P	P	P	P	P	P	P	P	P	P	P	P	P	P	16/0	---	---
Lovato, Rick	P	P	P	P	P	P	P	P	P	P	P	P	P	P	P	P	16/0	---	---
Maddox, Avonte	P	P	P	P	S	S	S	S	CB	CB	IA	IA	IA	CB	CB	CB	13/8	3	---
Mailata, Jordan	IA	IA	IA	IA	IA	IA	DNP	IA	DNP	IA	DNP	IA	IA	IR	IR	IR	0/0	10	3
Maragos, Chris	PUP	PUP	PUP	PUP	PUP	PUP	PUP	PUP	PUP	PUP	PUP	PUP	PUP	PUP	PUP	PUP	0/0	---	---
Matthews, Jordan	X	X	P	P	WR	P	P	WR	WR	P	P	P	P	P	P	P	14/3	---	---
McDougle, Dexter	X	X	X	X	X	X	CB	P	X	X	X	X	X	X	X	X	2/1	---	---
McGill, T.Y.	X	X	X	X	X	X	X	X	P	P	X	X	X	X	X	X	2/0	---	---
McLeod, Rodney	S	S	S	IR	IR	IR	IR	IR	IR	IR	IR	IR	IR	IR	IR	IR	3/3	---	---
Mills, Jalen	CB	CB	CB	CB	CB	CB	CB	CB	IA	IA	IA	IA	IR	IR	IR	IR	8/8	4	---
Ngata, Haloti	P	DT	DT	DT	IA	IA	IA	DT	DT	DT	P	DT	DT	DT	P	P	13/9	3	---
Perkins, Joshua	P	P	TE	P	P	P	P	P	P	IR	IR	IR	IR	IR	IR	IR	9/1	---	---
Peters, Jason	LT	LT	LT	LT	LT	LT	LT	LT	LT	LT	LT	LT	LT	LT	LT	LT	16/16	---	---
Pryor, Matt	IA	IA	IA	IA	IA	IA	IA	IA	IA	IA	IA	IA	IA	IA	IA	DNP	0/0	14	1
Reynolds, LaRoy	P	P	P	P	P	P	P	P	P	P	P	P	P	P	P	P	16/0	---	---
Rodgers, Richard	IR	IR	IR	IR	IR	IR	IR	IR	IR	P	P	P	P	P	P	P	7/0	---	---
Scott, Boston	X	X	X	X	X	X	X	X	X	X	X	X	X	IA	P	P	2/0	1	---
Seumalo, Isaac	P	P	P	P	LG	LG	LG	LG	LG	LG	LG	LG	LG	IA	IA	IA	13/9	3	---
Sinclair, Gannon	IR	X	X	X	X	X	X	X	X	X	X	X	X	X	X	X	0/0	---	---
Smallwood, Wendell	P	P	RB	P	P	RB	RB	RB	RB	P	P	P	P	P	P	RB	16/6	---	---
Sproles, Darren	RB	IA	IA	IA	IA	IA	IA	IA	IA	IA	IA	P	P	P	RB	P	6/2	10	---
Sudfeld, Nate	DNP	DNP	IA	IA	IA	DNP	DNP	IA	IA	IA	IA	IA	IA	DNP	P	P	2/0	9	5
Sullivan, Chandon	PS	PS	PS	PS	PS	PS	PS	P	P	P	CB	DNP	IA	P	IA	PS	5/1	2	1
Sullivan, Tre	P	PS	PS	PS	PS	P	P	P	S	P	P	P	P	P	P	P	12/1	---	---
Sweat, Josh	IA	IA	DNP	IA	P	P	P	P	P	P	P	P	P	IR	IR	IR	9/0	3	1
Tate, Golden	X	X	X	X	X	X	X	X	P	P	WR	P	P	P	WR	WR	8/3	---	---
Vaeao, Destiny	DT	P	P	P	DT	DT	IR	X	X	X	X	X	X	X	X	X	6/3	---	---
Vaitai, Halapoulivaati	P	P	P	P	P	P	P	P	RT	P	P	P	P	P	P	P	16/1	---	---
Wallace, Mike	WR	WR	IR	IR	IR	IR	IR	IR	IR	IR	IR	IR	IR	IR	IR	IA	2/2	1	---
Warmack, Chance	IA	IA	IA	IA	IA	P	P	P	P	IA	P	IA	P	P	DNP	P	8/0	7	1
Weathersby, Toby	IR	IR	IR	IR	X	X	X	X	X	X	X	X	X	X	X	X	0/0	---	---
Wentz, Carson	IA	IA	QB	QB	QB	QB	QB	QB	QB	QB	QB	QB	QB	IA	IA	IA	11/11	5	---
Wheaton, Markus	P	X	X	X	X	X	X	X	X	X	X	X	X	X	X	X	1/0	---	---
Wisniewski, Stefen	LG	LG	LG	LG	P	P	P	P	P	P	P	P	P	LG	LG	LG	16/7	---	---
Worrilow, Paul	IR	IR	IR	IR	IR	IR	IR	IR	IR	IR	IR	IR	IR	IR	IR	IR	0/0	---	---

POSITION - start **P** - played (did not start) **IA** - inactive **IR** - Injured Reserve **DNP** - dressed but did not play **PS** - practice squad member **PUP** - Reserve/Physically Unable to Perform **NFI** - Reserve/Non-Football Injury **SUSP** - Reserve/Commissioner Exempt **X** - not with team **EX** - roster exemption

2018 SNAP COUNTS

	OFFENSE	Atl	@TB	Ind	@Ten	Min	@NYG	Car	@Jax	Dal	@NO	NYG	Was	@Dal	@LAR	Hou	@Was	Snaps	Pct
	TOTAL PLAYS	72	79	82	78	59	71	67	62	62	51	65	75	52	64	82	71	1092	
QB	Carson Wentz	IA	IA	82	78	59	71	67	62	62	51	65	75	52	IA	IA	IA	**724**	**66%**
QB	Nick Foles	72	79	DNP	DNP	DNP	DNP	DNP	DNP	DNP	DNP	DNP	DNP	DNP	64	81	61	**357**	**33%**
QB	Nate Sudfeld	DNP	DNP	IA	IA	IA	DNP	DNP	IA	IA	IA	IA	IA	IA	DNP	1	10	**11**	**1%**
RB	Wendell Smallwood	1	24	29	36	29	44	35	31	21	4	1	2	4	20	16	26	**323**	**30%**
RB	Josh Adams	PS	PS	8	1	1	0	8	18	19	28	40	41	21	24	25	18	**252**	**23%**
RB	Corey Clement	13	33	45	IA	DNP	26	25	13	18	14	24	23	4	IR	IR	IR	**238**	**22%**
RB	Darren Sproles	29	IA	IA	IA	IA	IA	IA	IA	IA	IA	IA	9	22	20	38	27	**145**	**13%**
RB	Jay Ajayi	29	22	IA	41	29	IR	IR	IR	IR	IR	IR	IR	IR	IR	IR	IR	**121**	**11%**
RB	Boston Scott	X	X	X	X	X	X	X	X	X	X	X	X	X	IA	0	0	**0**	**0%**
WR	Nelson Agholor	68	72	80	72	52	64	59	57	55	44	47	65	49	63	74	64	**985**	**90%**
WR	Alshon Jeffery	IA	IA	IA	65	54	59	64	54	60	51	64	66	51	64	61	57	**770**	**71%**
WR	Jordan Matthews	X	X	33	47	22	26	29	34	37	14	14	21	11	5	33	19	**345**	**32%**
WR	Golden Tate	X	X	X	X	X	X	X	X	18	36	39	36	20	22	29	40	**240**	**22%**
WR	Kamar Aiken	X	62	45	9	1	14	X	X	X	X	X	X	X	X	X	X	**131**	**12%**
WR	DeAndre Carter	53	19	PS	0	0	2	3	6	X	X	X	X	X	X	X	X	**83**	**8%**
WR	Mike Wallace	66	7	IR	IR	IR	IR	IR	IR	IR	IR	IR	IR	IR	IR	IR	IR	**73**	**7%**
WR	Shelton Gibson	4	35	1	3	9	4	2	2	1	0	0	3	0	0	0	IA	**64**	**6%**
WR	Markus Wheaton	2	X	X	X	X	X	X	X	X	X	X	X	X	X	X	X	**2**	**1%**
WR	Mack Hollins	IR	IR	IR	IR	IR	IR	IR	IR	IR	IR	IR	IR	IR	IR	IR	IR	**0**	**0%**
TE	Zach Ertz	70	74	81	76	57	71	65	57	62	47	52	59	44	59	73	53	**1000**	**92%**
TE	Dallas Goedert	17	17	55	31	35	32	37	30	18	16	36	39	31	39	48	44	**525**	**48%**
TE	Joshua Perkins	4	26	31	8	1	11	7	7	0	IR	IR	IR	IR	IR	IR	IR	**95**	**9%**
TE	Richard Rodgers	IR	IR	IR	IR	IR	IR	IR	IR	IR	0	8	10	2	4	13	5	**42**	**4%**
TE	Gannon Sinclair	IR	X	X	X	X	X	X	X	X	X	X	X	X	X	X	X	**0**	**0%**
OFFENSIVE LINE	Brandon Brooks	72	79	82	77	59	71	67	62	62	51	61	75	52	64	82	71	**1087**	**99%**
OFFENSIVE LINE	Jason Kelce	71	79	82	78	59	71	67	61	62	6	65	75	49	64	82	66	**1037**	**95%**
OFFENSIVE LINE	Lane Johnson	72	79	82	78	59	58	67	7	IA	51	65	75	52	64	82	71	**962**	**88%**
OFFENSIVE LINE	Jason Peters	71	8	82	78	55	38	61	43	62	51	65	70	52	61	5	66	**868**	**79%**
OFFENSIVE LINE	Stefen Wisniewski	72	79	82	78	0	13	0	21	1	45	3	2	30	64	82	71	**643**	**59%**
OFFENSIVE LINE	Isaac Seumalo	5	4	2	2	59	71	67	62	62	51	65	73	25	IA	IA	IA	**548**	**50%**
OFFENSIVE LINE	Halapoulivaati Vaitai	1	71	0	0	9	34	7	55	62	1	0	6	1	3	77	7	**334**	**31%**
OFFENSIVE LINE	Chance Warmack	IA	IA	IA	IA	IA	1	0	0	0	IA	1	IA	0	0	0	5	**7**	**1%**
OFFENSIVE LINE	Jordan Mailata	IA	IA	IA	IA	IA	IA	DNP	IA	DNP	IA	DNP	IA	IA	IR	IR	IR	**0**	**0%**
OFFENSIVE LINE	Matt Pryor	IA	IA	IA	IA	IA	IA	IA	IA	IA	IA	IA	IA	IA	IA	IA	DNP	**0**	**0%**
OFFENSIVE LINE	Toby Weathersby	IR	IR	IR	IR	X	X	X	X	X	X	X	X	X	X	X	X	**0**	**0%**

	DEFENSE	Atl	@TB	Ind	@Ten	Min	@NYG	Car	@Jax	Dal	@NO	NYG	Was	@Dal	@LAR	Hou	@Was	Snaps	Pct
	TOTAL PLAYS	70	58	59	71	62	65	59	64	69	70	62	45	99	76	65	45	1039	
DEFENSIVE LINE	Fletcher Cox	65	46	52	60	53	45	45	53	56	49	49	40	79	57	49	32	**830**	**80%**
DEFENSIVE LINE	Brandon Graham	46	39	34	41	52	39	39	51	55	42	49	37	83	57	54	35	**753**	**72%**
DEFENSIVE LINE	Michael Bennett	45	24	35	36	49	47	32	55	50	42	36	37	74	61	52	41	**716**	**69%**
DEFENSIVE LINE	Chris Long	39	25	36	29	29	47	29	40	46	39	40	33	58	51	39	34	**614**	**59%**
DEFENSIVE LINE	Haloti Ngata	17	36	27	37	IA	IA	IA	26	38	33	25	15	46	32	24	14	**370**	**36%**
DEFENSIVE LINE	Derek Barnett	40	35	38	54	IA	31	37	IR	IR	IR	IR	IR	IR	IR	IR	IR	**235**	**23%**
DEFENSIVE LINE	Treyvon Hester	X	PS	PS	PS	11	15	34	15	11	23	15	11	32	26	21	12	**226**	**22%**
DEFENSIVE LINE	Destiny Vaeao	27	23	13	21	46	28	IR	X	X	X	X	X	X	X	X	X	**158**	**15%**
DEFENSIVE LINE	Bruce Hector	7	3	2	6	PS	PS	21	12	PS	PS	PS	PS	20	11	IA	IA	**82**	**8%**
DEFENSIVE LINE	Josh Sweat	IA	IA	DNP	IA	8	7	0	4	6	20	11	6	6	IR	IR	IR	**68**	**7%**
DEFENSIVE LINE	Tim Jernigan	NFI	NFI	NFI	NFI	NFI	NFI	NFI	NFI	NFI	NFI	20	DNP	IA	IA	17	9	**46**	**4%**
DEFENSIVE LINE	T.Y. McGill	X	X	X	X	X	X	X	X	15	30	X	X	X	X	X	X	**45**	**4%**
DEFENSIVE LINE	Daeshon Hall	X	X	X	X	X	X	X	X	X	X	X	X	X	9	4	3	**16**	**2%**
LB	Nigel Bradham	SUSP	47	41	57	59	64	59	62	69	70	62	45	99	76	65	45	**920**	**89%**
LB	Jordan Hicks	70	58	59	71	62	65	59	64	69	64	IA	IA	IA	IA	43	21	**705**	**68%**
LB	Kamu Grugier-Hill	28	22	9	18	20	15	9	6	20	29	34	23	64	27	5	1	**330**	**32%**
LB	Nathan Gerry	26	4	0	1	0	IA	IA	IA	2	8	33	11	29	20	0	0	**134**	**13%**
LB	LaRoy Reynolds	1	0	0	0	1	0	1	1	0	0	0	0	1	0	0	0	**5**	**1%**
LB	D.J. Alexander	0	0	0	0	0	IA	IA	0	0	0	0	0	0	0	IA	IA	**0**	**0%**
LB	B.J. Bello	X	X	X	X	X	X	PS	PS	PS	PS	PS	PS	PS	0	0	0	**0**	**0%**
LB	Paul Worrilow	IR	IR	IR	IR	IR	IR	IR	IR	IR	IR	IR	IR	IR	IR	IR	IR	**0**	**0%**
DEFENSIVE BACKS	Malcolm Jenkins	70	58	59	70	62	65	59	64	69	70	62	45	99	76	65	45	**1038**	**99%**
DEFENSIVE BACKS	Corey Graham	40	16	47	71	3	IA	IA	IA	28	61	60	45	99	76	65	45	**656**	**63%**
DEFENSIVE BACKS	Rasul Douglas	2	1	3	0	3	42	0	42	67	51	2	45	99	76	65	45	**543**	**52%**
DEFENSIVE BACKS	Ronald Darby	65	54	59	70	60	65	58	62	49	IR	IR	IR	IR	IR	IR	IR	**542**	**52%**
DEFENSIVE BACKS	Avonte Maddox	0	0	0	20	62	65	58	64	68	17	IA	IA	IA	76	65	45	**540**	**52%**
DEFENSIVE BACKS	Jalen Mills	67	58	55	71	62	63	58	23	IA	IA	IA	IA	IR	IR	IR	IR	**457**	**44%**
DEFENSIVE BACKS	Cre'Von LeBlanc	X	X	X	X	X	X	X	X	0	44	45	34	71	74	41	42	**351**	**34%**
DEFENSIVE BACKS	Sidney Jones	45	31	46	48	40	8	IA	IA	IA	22	IA	45	37	IA	IA	IA	**322**	**31%**
DEFENSIVE BACKS	Tre Sullivan	0	PS	PS	PS	PS	3	3	2	22	6	32	23	31	30	41	26	**219**	**21%**
DEFENSIVE BACKS	Rodney McLeod	70	58	34	IR	IR	IR	IR	IR	IR	IR	IR	IR	IR	IR	IR	IR	**162**	**16%**
DEFENSIVE BACKS	De'Vante Bausby	X	X	X	X	X	X	X	X	PS	24	61	0	61	1	0	X	**147**	**14%**
DEFENSIVE BACKS	Dexter McDougle	X	X	X	X	X	X	48	58	X	X	X	X	X	X	X	X	**106**	**10%**
DEFENSIVE BACKS	Chandon Sullivan	PS	PS	PS	PS	PS	PS	PS	0	19	26	42	DNP	IA	0	IA	PS	**87**	**8%**
DEFENSIVE BACKS	Deiondre' Hall	SUSP	0	0	0	0	1	0	0	IA	IA	4	0	1	0	0	0	**6**	**1%**
DEFENSIVE BACKS	Elie Bouka	IR	IR	IR	IR	IR	IR	IR	IR	IR	IR	IR	IR	IR	IR	IR	IR	**0**	**0%**
DEFENSIVE BACKS	Josh Hawkins	X	X	X	X	X	X	X	X	X	X	X	X	X	PS	PS	0	**0**	**0%**
DEFENSIVE BACKS	Chris Maragos	PUP	PUP	PUP	PUP	PUP	PUP	PUP	PUP	PUP	PUP	PUP	PUP	PUP	PUP	PUP	PUP	**0**	**0%**

2018 SNAP COUNTS

SPECIAL TEAMS	Atl	@TB	Ind	@Ten	Min	@NYG	Car	@Jax	Dal	@NO	NYG	Was	@Dal	@LAR	Hou	@Was	Snaps	Pct
TOTAL PLAYS	**27**	**28**	**28**	**31**	**27**	**32**	**22**	**24**	**28**	**28**	**27**	**25**	**29**	**31**	**28**	**19**	**434**	
Reynolds, LaRoy	22	20	23	26	24	25	18	20	24	27	24	21	25	23	22	15	**359**	**83%**
Grugier-Hill, Kamu	22	20	19	26	24	25	18	18	24	27	24	21	25	14	22	15	**344**	**79%**
Gerry, Nathan	22	20	19	22	13	IA	IA	IA	18	18	19	21	25	23	22	15	**257**	**59%**
Alexander, D.J.	22	19	19	22	24	IA	IA	16	18	18	19	18	24	18	IA	IA	**237**	**55%**
Smallwood, Wendell	17	19	18	19	9	9	7	9	13	16	13	11	18	15	12	9	**214**	**49%**
Sullivan, Tre	13	PS	PS	PS	PS	19	16	16	18	18	19	18	19	18	17	15	**206**	**47%**
Goedert, Dallas	6	9	10	11	9	16	11	14	12	15	13	10	15	15	13	8	**187**	**43%**
Hall, Deiondre'	0	6	6	11	11	16	13	13	IA	IA	15	18	19	17	17	13	**175**	**40%**
Perkins, Joshua	2	16	19	24	20	28	20	12	15	IR	IR	IR	IR	IR	IR	IR	**156**	**36%**
Gibson, Shelton	22	9	13	17	11	17	12	10	2	5	8	6	11	6	2	IA	**151**	**35%**
Maddox, Avonte	23	24	23	20	11	6	6	9	11	1	IA	IA	IA	1	9	6	**150**	**35%**
Elliott, Jake	6	8	10	10	8	14	8	9	9	3	9	10	10	14	11	9	**148**	**34%**
Jenkins, Malcolm	7	8	8	8	11	9	2	6	8	10	10	7	12	14	12	5	**137**	**32%**
Johnston, Cameron	10	9	8	11	7	12	7	7	6	6	7	6	10	10	7	7	**130**	**30%**
Lovato, Rick	10	9	8	11	7	12	7	7	6	6	7	6	10	10	7	7	**130**	**30%**
Clement, Corey	18	12	6	IA	DNP	5	7	14	16	13	15	15	3	IR	IR	IR	**124**	**29%**
Douglas, Rasul	10	12	11	11	13	16	13	15	9	7	1	0	0	1	1	0	**120**	**28%**
Hester, Treyvon	X	PS	PS	PS	6	4	6	8	10	9	8	7	10	12	11	4	**95**	**22%**
LeBlanc, Cre'Von	X	X	X	X	X	X	X	X	6	2	15	15	14	13	12	11	**88**	**20%**
Rodgers, Richard	IR	IR	IR	IR	IR	IR	IR	IR	IR	10	9	14	15	11	13	5	**77**	**18%**
Graham, Brandon	3	4	5	3	7	4	2	4	6	9	5	4	6	6	6	2	**76**	**18%**
Brooks, Brandon	2	4	5	5	3	7	4	4	4	1	3	4	4	7	6	4	**67**	**15%**
Vaitai, Halapoulivaati	2	4	5	5	3	7	4	4	4	1	3	4	4	7	5	4	**66**	**15%**
Wisniewski, Stefen	2	4	5	5	3	7	4	4	4	1	3	4	4	7	5	4	**66**	**15%**
Graham, Corey	12	9	10	6	4	IA	IA	IA	5	2	6	2	0	2	2	0	**60**	**14%**
Aiken, Kamar	0	8	5	16	14	16	X	X	X	X	X	X	X	X	X	X	**59**	**14%**
Ngata, Haloti	3	4	4	4	IA	IA	IA	4	6	9	5	3	6	5	5	0	**58**	**13%**
Sullivan, Chandon	PS	PS	PS	PS	PS	PS	PS	2	17	25	6	DNP	IA	4	IA	PS	**54**	**12%**
Mills, Jalen	4	4	8	6	9	11	6	5	IA	IA	IA	IA	IR	IR	IR	IR	**53**	**12%**
Vaeao, Destiny	5	8	9	9	10	11	IR	X	X	X	X	X	X	X	X	X	**52**	**12%**
Adams, Josh	PS	PS	0	0	3	16	9	3	6	9	2	0	0	0	0	0	**48**	**11%**
Carter, DeAndre	0	0	PS	5	8	9	15	11	X	X	X	X	X	X	X	X	**48**	**11%**
Long, Chris	3	4	0	0	0	0	0	0	6	9	5	3	6	6	6	0	**48**	**11%**
Hicks, Jordan	3	4	4	4	7	4	2	4	6	8	IA	IA	IA	IA	1	0	**47**	**11%**
Seumalo, Isaac	2	4	5	5	3	7	5	4	4	1	3	4	0	IA	IA	IA	**47**	**11%**
Bello, B.J.	X	X	X	X	X	X	PS	PS	PS	PS	PS	PS	PS	14	16	15	**45**	**10%**
Bausby, De'Vante	X	X	X	X	X	X	X	X	PS	8	5	9	8	10	4	X	**44**	**10%**
Johnson, Lane	2	4	4	6	3	0	0	0	IA	0	0	4	4	7	5	4	**43**	**10%**
Warmack, Chance	IA	IA	IA	IA	IA	7	4	4	4	IA	3	IA	4	7	5	4	**42**	**10%**
Hall, Daeshon	X	X	X	X	X	X	X	X	X	X	X	X	X	14	17	8	**39**	**9%**
Sproles, Darren	6	0	IA	IA	IA	IA	IA	IA	IA	IA	IA	6	2	5	4	6	**29**	**7%**
Sweat, Josh	IA	IA	DNP	IA	7	4	1	4	0	0	3	4	1	IR	IR	IR	**24**	**6%**
Jones, Sidney	0	6	6	5	3	2	IA	IA	IA	0	IA	0	0	IA	IA	IA	**22**	**5%**
Barnett, Derek	3	4	4	4	IA	4	2	IR	IR	IR	IR	IR	IR	IR	IR	IR	**21**	**5%**
Bennett, Michael	3	0	0	0	1	0	0	0	5	9	2	0	0	1	0	0	**21**	**5%**
McLeod, Rodney	9	8	4	IR	IR	IR	IR	IR	IR	IR	IR	IR	IR	IR	IR	IR	**21**	**5%**
Hector, Bruce	0	4	4	4	PS	PS	2	4	PS	PS	PS	PS	0	1	IA	IA	**19**	**4%**
Scott, Boston	X	X	X	X	X	X	X	X	X	X	X	X	X	IA	9	5	**14**	**3%**
Matthews, Jordan	X	X	0	0	0	3	5	0	0	0	0	0	5	0	0	0	**13**	**3%**
Tate, Golden	X	X	X	X	X	X	X	X	5	2	3	0	0	0	0	0	**10**	**2%**
Bradham, Nigel	SUSP	0	1	0	0	0	0	0	0	1	5	0	0	1	1	0	**9**	**2%**
Hawkins, Josh	X	X	X	X	X	X	X	X	X	X	X	X	X	PS	PS	9	**9**	**2%**
McDougle, Dexter	X	X	X	X	X	X	6	0	X	X	X	X	X	X	X	X	**6**	**1%**
Cox, Fletcher	0	0	0	0	0	0	0	0	0	0	0	0	0	1	1	0	**2**	**1%**
Ertz, Zach	0	0	0	0	1	0	0	0	0	0	0	0	0	1	0	0	**2**	**1%**
Agholor, Nelson	0	1	0	0	0	0	0	0	0	0	0	0	0	0	0	0	**1**	**1%**
Jernigan, Tim	NFI	NFI	NFI	NFI	NFI	NFI	NFI	NFI	NFI	NFI	1	DNP	IA	IA	0	0	**1**	**1%**
McGill, T.Y.	X	X	X	X	X	X	X	X	0	1	X	X	X	X	X	X	**1**	**1%**
Wheaton, Markus	1	X	X	X	X	X	X	X	X	X	X	X	X	X	X	X	**1**	**1%**

2018 PERSONNEL MOVES

- **January 3:** Signed the following players to reserve/future contracts: CB **Elie Bouka**, P **Cameron Johnston**, WR **Marquess Wilson** and TE **Adam Zaruba**
- **January 9:** Signed C **Jon Toth** to reserve/future contract
- **January 15:** Signed TE **Joshua Perkins** to reserve/future contract
- **February 7:** Signed WR **Rashard Davis**, G **Darrell Greene**, CB **D.J. Killings**, S **Tre Sullivan**, WR **Bryce Treggs** and WR **Greg Ward**
- **February 9:** Signed TE **Billy Brown**
- **February 13:** Signed CB **De'Vante Bausby**
- **February 14:** Signed T **Taylor Hart**
- **February 20:** Signed DT **Winston Craig**
- **March 7:** Announced the following coaching staff changes: Promoted **Mike Groh** to offensive coordinator; promoted **Duce Staley** to assistant head coach/running backs coach; promoted **Jeff Stoutland** to offensive line coach/run game coordinator; promoted **Press Taylor** to quarterbacks coach; hired **Gunter Brewer** as wide receivers coach; hired **Carson Walch** as assistant wide receivers coach; promoted **Trent Miles** to offensive quality control/running backs; promoted **Spencer Phillips** to offensive quality control/quarterbacks
- **March 13:** Released TE **Brent Celek**
- **March 14:** Agreed to terms with LB **Nigel Bradham** on 5-year contract ... Acquired DE **Michael Bennett** and a 2018 7th-round draft choice from Seattle in exchange for WR **Marcus Johnson** and a 2018 5th-round draft choice ... Acquired CB **Daryl Worley** from Carolina in exchange for WR **Torrey Smith** ... Agreed to terms with LB **Corey Nelson** on 1-year contract
- **March 15:** Signed DT **Haloti Ngata** to 1-year contract
- **March 16:** Released DE **Vinny Curry**
- **March 22:** Agreed to terms with WR **Mike Wallace** on 1-year contract
- **April 3:** Agreed to terms with LB **Paul Worrilow** on 1-year contract
- **April 4:** Agreed to terms with TE **Richard Rodgers** on 1-year contract
- **April 15:** Released CB **Daryl Worley**
- **April 26:** Acquired 2nd-round pick (52nd overall), 4th-round pick (125th overall) and 2019 2nd-round pick from Baltimore in exchange for 1st-round pick (32nd overall) and 4th-round pick (132nd overall)
- **April 27:** Acquired 2nd-round pick (49th overall) from Indianpaolis in exchange for 2nd-round pick (52nd overall) and 5th-round pick (169th overall) ... Selected TE **Dallas Goedert** (South Dakota State) in 2nd round (49th overall)
- **April 28:** Selected CB **Avonte Maddox** (Pittsburgh) in 4th round (125th overall) ... Selected DE **Josh Sweat** (Florida State) in 4th round (130th overall) ... Selected T/G **Matt Pryor** (TCU) in 6th round (206th overall) ... Acquired 7th-round pick (233rd overall) from New England in exchange for 7th-round pick (250th overall) and 2019 7th-round pick ... Selected T **Jordan Mailata** in 7th round (233rd overall) ... Agreed to terms with RB **Darren Sproles** on 1-year contract
- **April 30:** Waived/injured CB **Elie Bouka** ... Exercised 5th-year option on WR **Nelson Agholor**
- **May 2:** Signed WR **Markus Wheaton** to 1-year contract
- **May 7:** Signed QB **Joe Callahan** to 2-year contract
- **May 9:** Agreed to terms on 4-year contracts with five draft picks: TE **Dallas Goedert** (D2), CB **Avonte Maddox** (D4a), DE **Josh Sweat** (D4b), T/G **Matt Pryor** (D6), T **Jordan Mailata** (D7)
- **May 11:** Signed 15 UDFAs: RB **Josh Adams**, LB **Asantay Brown**, OL **Aaron Evans**, DE **Danny Ezechukwu**, DT **Bruce Hector**, WR **Anthony Mahoungou**, S **Ryan Neal**, DE **Joe Ostman**, OL **Ian Park**, S **Jeremy Reaves**, S **Stephen Roberts**, S **Dominick Sanders**, CB **Chandon Sullivan**, CB **Jordan Thomas**, OL **Toby Weathersby**
- **May 14:** Signed WR **Tim Wilson** ... Waived CB **Jordan Thomas**
- **May 15:** Signed LB **LaRoy Reynolds** ... Waived S **Dominick Sanders**
- **May 22:** Released LB **Mychal Kendricks**
- **May 24:** Signed LB **Kyle Wilson**
- **June 13:** Placed LB **Paul Worrilow** on Injured Reserve
- **July 24:** Released WR **Marquess Wilson** and waived CB **Randall Goforth**
- **July 25:** Signed by WR **Kamar Aiken** to 1-year contract
- **July 26:** Placed DE **Brandon Graham**, WR **Alshon Jeffery** and S **Chris Maragos** on Active/PUP List ... Placed DT **Tim Jernigan** and WR **Bryce Treggs** on Active/NFI List
- **July 27:** Signed DL **Adam Reth**
- **July 28:** Signed WR **DeAndre Carter**
- **August 2:** Activated WR **Bryce Treggs** from NFI List
- **August 5:** Signed S **Corey Graham** and TE **Gannon Sinclair** to 1-year contracts ... Waived S **Ryan Neal** ... Waived/injured TE **Adam Zaruba**
- **August 6:** Extended the contracts of Executive Vice President of Football Operations **Howie Roseman** and Head Coach **Doug Pederson** through the 2022 season
- **August 11:** Waived TE **Adam Zaruba** from Injured Reserve with an injury settlement
- **August 12:** Signed QB **Christian Hackenberg** ... Waived/injured OL **Ian Park**
- **August 18:** Signed WR **Darius Prince** ... Waived DL **Adam Reth**
- **August 20:** Activated DE **Brandon Graham** from PUP List
- **August 25:** Waived S **Stephen Roberts**
- **August 26:** Signed LB **Jaboree Williams** ... Released LB **Corey Nelson**
- **August 27:** Signed S **Ironhead Gallon** ... Waived WR **Anthony Mahoungou**
- **August 28:** Signed TE **Anthony Denham**
- **September 1:** Placed DT **Tim Jernigan** on Reserve/Non-Football Injury List ... Placed S **Chris Maragos** on Reserve/PUP List ... Released the following players: WR **Kamar Aiken**, DE **Steven Means**, WR **Markus Wheaton** ... Waived/injured the following players: CB **D.J. Killings**, TE **Gannon Sinclair**, OL **Toby Weathersby** ... Waived the following players: RB **Josh Adams**, CB **De'Vante Bausby**, LB **Asantay Brown**, TE **Billy Brown**, QB **Joe Callahan**, DT **Winston Craig**, WR **Rashard Davis**, TE **Anthony Denham**, OL **Aaron Evans**, DE **Danny Ezechukwu**, S **Ironhead Gallon**, G **Darrell Greene**, QB **Christian Hackenberg**, T **Taylor Hart**, RB **Matt Jones**, DE **Joe Ostman**, WR **Darius Prince**, RB **Donnel Pumphrey**, DT **Elijah Qualls**, S **Jeremy Reaves**, DT **Aziz Shittu**, CB **Chandon Sullivan**, C **Jon Toth**, WR **Bryce Treggs**, WR **Greg Ward**, LB **Jaboree Williams**, LB **Kyle Wilson**, WR **Tim Wilson** ... Acquired S **Deiondre' Hall** from Chicago in exchange for conditional 7th-round draft choice in 2019
- **September 2:** Claimed LB **D.J. Alexander** off waivers from Seattle ... Waived LB **Joe Walker** ... Signed the following players to the practice squad: RB **Josh Adams**, CB **De'Vante Bausby**, LB **Asantay Brown**, TE **Billy Brown**, DT **Winston Craig**, WR **Rashard Davis**, DE **Joe Ostman**, CB **Chandon Sullivan**, C **Jon Toth**, WR **Greg Ward**
- **September 4:** Signed WR **Markus Wheaton** ... Placed TE **Richard Rodgers** on Injured Reserve (knee) ... Signed LB **Joe Walker** to practice squad ... Released LB **Asantay Brown** from practice squad
- **September 6:** Placed WR **Mack Hollins** on Injured Reserve (groin)
- **September 7:** Waived S **Tre Sullivan** ... Signed DT **Treyvon Hester** to practice squad ... Released DT **Winston Craig**, WR **Rashard Davis** and WR **Greg Ward** from practice squad
- **September 10:** Signed WR **Reggie Davis**, WR **Braxton Miller** and WR **Dorren Miller** to practice squad ... Waived TE **Billy Brown** from practice squad
- **September 11:** Signed S **Tre Sullivan** to practice squad ... Released CB **De'Vante Bausby** from practice squad
- **September 12:** Signed WR **Kamar Aiken** ... Released WR **Markus Wheaton**

- **September 19:** Signed WR **Jordan Matthews** ... Placed WR **Mike Wallace** on Injured Reserve (ankle)
- **September 20:** Signed TE **Billy Brown** and WR **DeAndre Carter** to practice squad ... Released WR **Reggie Davis** from practice squad
- **September 25:** Signed C **Josh Andrews** to practice squad ... Released C **Jon Toth** from practice squad
- **September 29:** Promoted WR **DeAndre Carter** from practice squad to active roster ... Placed S **Rodney McLeod** on Injured Reserve (knee)
- **October 2:** Promoted DT **Treyvon Hester** from practice squad to active roster ... Waived DT **Bruce Hector** ... Signed LB **Kyle Wilson** to practice squad
- **October 4:** Signed DT **Bruce Hector** to practice squad
- **October 8:** Placed RB **Jay Ajayi** on Injured Reserve (knee)...Claimed DT **T.Y. McGill** off waivers from L.A. Chargers
- **October 10:** Promoted S **Tre Sullivan** from practice squad to active roster ... Waived DT **T.Y. McGill** (failed physical)
- **October 16:** Signed CB **Dexter McDougle** ... Waived/injured DT **Destiny Vaeao** ... Signed LB **B.J. Bello** and DT **Winston Craig** to practice squad ... Released LB **Kyle Wilson** from practice squad
- **October 19:** Promoted DT **Bruce Hector** from practice squad to active roster ... Released WR **Kamar Aiken**
- **October 23:** Signed RB Donnel Pumphrey to practice squad
- **October 25:** Promoted CB **Chandon Sullivan** from practice squad to active roster ... Placed DE **Derek Barnett** on Injured Reserve (shoulder)
- **October 30:** Acquired WR **Golden Tate** from Detroit in exchange for 2019 3rd-round draft choice ... Waived DT **Bruce Hector**
- **November 2:** Signed DT **Bruce Hector** to practice squad ... Released DT **Winston Craig** from practice squad
- **November 5:** Claimed CB **Cre'Von LeBlanc** off waivers from Detroit ... Waived CB **Dexter McDougle** ... Signed CB **De'Vante Bausby** to practice squad
- **November 6:** Signed DT **T.Y. McGill** ... Waived WR **DeAndre Carter**
- **November 13:** Signed TE **Will Tye** to practice squad ... Released TE **Billy Brown** from practice squad
- **November 16:** Activated TE **Richard Rodgers** from Injured Reserve ... Placed TE **Josh Perkins** on Injured Reserve (knee)
- **November 17:** Promoted CB **De'Vante Bausby** from practice squad to active roster ... Placed CB **Ronald Darby** on Injured Reserve (knee)
- **November 20:** Activated DT **Tim Jernigan** from Reserve/Non-Football Injury List ... Waived DT **T.Y. McGill** ... Signed C **Anthony Fabiano** and CB **Jeremiah McKinnon** to practice squad
- **December 8:** Promoted DT **Bruce Hector** from practice squad ... Placed CB **Jalen Mills** on Injured Reserve (foot)
- **December 11:** Signed DE **Daeshon Hall** off Texans practice squad ... Signed RB **Boston Scott** off Saints practice squad ... Placed RB **Corey Clement** (knee) and DE **Josh Sweat** (ankle) on Injured Reserve ... Signed CB **Josh Hawkins** to practice squad
- **December 14:** Promoted LB **B.J. Bello** from practice squad to active roster ... Placed T **Jordan Mailata** on Injured Reserve (back) ... Signed G **Kaleb Johnson** to practice squad
- **December 24:** Activated WR **Mike Wallace** from Injured Reserve ... Promoted CB **Josh Hawkins** from practice squad to active roster ... Waived CB **De'Vante Bausby** and CB **Chandon Sullivan**
- **December 26:** Signed CB **Chandon Sullivan** to practice squad

2018 REGULAR SEASON STATS

Record: 9-7
Head Coach: Doug Pederson

9/6	W	18-12	Atlanta	69,696
9/16	L	21-27	at Tampa Bay	56,552
9/23	W	20-16	Indianapolis	69,696
9/30	L	23-26 (OT)	at Tennessee	69,013
10/7	L	21-23	Minnesota	69,696
10/11	W	34-13	at N.Y. Giants	77,167
10/21	L	17-21	Carolina	69,696
10/28	W	24-18	at Jacksonville (Lon.)	85,870
11/11	L	20-27	Dallas	69,696
11/18	L	7-48	at New Orleans	73,042
11/25	W	25-22	N.Y. Giants	69,696
12/3	W	28-13	Washington	69,696
12/9	L	23-29 (OT)	at Dallas	93,127
12/16	W	30-23	at L.A. Rams	74,210
12/23	W	32-30	Houston	69,696
12/30	W	24-0	at Washington	63,188
1/6			at Chicago	

TEAM STATS	EAGLES	OPP
Total First Downs	**346**	**308**
Rushing	94	71
Passing	221	215
Penalty	31	22
3rd Down: Made/Att	84/205	71/201
3rd Down Pct.	41.0%	35.3%
4th Down: Made/Att	14/23	11/19
4th Down Pct.	60.9%	57.9%
Possession Avg.	**32:03**	**27:57**
Total Net Yards	**5845**	**5859**
Avg. Per Game	365.3	366.2
Total Plays	1037	1002
Avg. Per Play	5.6	5.8
Net Yards Rushing	**1570**	**1551**
Avg. Per Game	98.1	96.9
Total Rushes	398	332
Net Yards Passing	**4275**	**4308**
Avg. Per Game	267.2	269.3
Sacked/Yards Lost	40/249	44/311
Gross Yards	4524	4619
Attempts/Completions	599/422	626/417
Completion Pct.	70.5%	66.6%
Had Intercepted	11	10
Punts/Average	**61/48.1**	**65/46.1**
Net Punting Avg.	**42.7**	**42.2**
Penalties/Yards	**100/852**	**115/995**
Fumbles/Ball Lost	**29/12**	**22/7**
Touchdowns	**41**	**37**
Rushing	12	14
Passing	29	22
Returns	0	1

Rushing	No.	Yds	Avg.	Lg.	TD
J.Adams	120	511	4.3	29	3
W.Smallwood	87	364	4.2	15	3
C.Clement	68	259	3.8	32	2
J.Ajayi	45	184	4.1	20	3
D.Sproles	29	120	4.1	17	1
C.Wentz	34	93	2.7	13	0
N.Agholor	3	32	10.7	16	0
N.Foles	9	17	1.9	4	0
N.Sudfeld	2	-2	-1.0	-1	0
G.Tate	1	-8	-8.0	-8	0
Team	**398**	**1570**	**3.9**	**32**	**12**
Opponents	**332**	**1551**	**4.7**	**90t**	**14**

Receiving	No.	Yds	Avg.	Lg.	TD
Z.Ertz	116	1163	10.0	34	8
A.Jeffery	65	843	13.0	52	6
N.Agholor	64	736	11.5	83t	4
D.Goedert	33	334	10.1	32t	4
G.Tate	30	278	9.3	32	1
W.Smallwood	28	230	8.2	36t	2
C.Clement	22	192	8.7	23	0
J.Matthews	20	300	15.0	56t	2
D.Sproles	15	160	10.7	37t	2
J.Adams	7	58	8.3	13	0
K.Aiken	6	53	8.8	18	0
J.Perkins	5	67	13.4	30	0
J.Ajayi	5	20	4.0	12	0
D.Carter	2	21	10.5	11	0
S.Gibson	1	48	48.0	48	0
N.Foles	1	10	10.0	15	0
R.Rodgers	1	7	7.0	7	0
C.Wentz	1	4	4.0	4	0
Team	**422**	**4524**	**10.7**	**83t**	**29**
Opponents	**417**	**4619**	**11.1**	**75t**	**22**

Interceptions	No.	Yds	Avg.	Lg.	TD
R.Douglas	3	14	4.7	17	0
A.Maddox	2	23	11.5	23	0
C.Graham	1	29	29.0	29	0
M.Jenkins	1	25	25.0	25	0
K.Grugier-Hill	1	24	24.0	24	0
R.Darby	1	16	16.0	16	0
N.Gerry	1	8	8.0	8	0
Team	**10**	**139**	**13.9**	**29**	**0**
Opponents	**11**	**153**	**13.9**	**40**	**0**

Sacks

F.Cox 10.5, M.Bennett 9.0, C.Long 6.5, B.Graham 4.0, J.Hicks 3.0, D.Barnett 2.5, N.Bradham 2.0, K.Grugier-Hill 1.0, T.Hester 1.0, M.Jenkins 1.0, H.Ngata 1.0, D.Vaeao 1.0, Da.Hall 0.5, B.Hector 0.5, A.Maddox 0.5, **Team: 44.0, Opp: 40.0**

Fumbles

Lost: C.Wentz 6, N.Foles 2, J.Adams 1, J.Ajayi 1, W.Smallwood 1, T.Sullivan 1, **Total: 12**

Opp. Recoveries: D. Alexander 1, N.Bradham 1, F.Cox 1, B.Graham 1, C.Graham 1, J.Hicks 1, M.Jenkins 1, **Total: 7**

Scoring	TD	Ru.	Rec.	Ret.	PAT	FG	2pt.	Saf.	Pts.
J.Elliott	0	0	0	0	33/35	26/31	0	--	111
Z.Ertz	8	0	8	0	---	---	0	--	48
A.Jeffery	6	0	6	0	---	---	0	--	36
W.Smallwood	5	3	2	0	---	---	1	--	32
N.Agholor	4	0	4	0	---	---	0	--	24
D.Goedert	4	0	4	0	---	---	0	--	24
J.Adams	3	3	0	0	---	---	1	--	20
J.Ajayi	3	3	0	0	---	---	1	--	20
D.Sproles	3	1	2	0	---	---	0	--	18
C.Clement	2	2	0	0	---	---	1	--	14
J.Matthews	2	0	2	0	---	---	0	--	12
G.Tate	1	0	1	0	---	---	1	--	8
Team	**41**	**12**	**29**	**0**	**33/35**	**26/31**	**5**	**--**	**367**
Opponents	**37**	**14**	**22**	**1**	**28/32**	**32/37**	**1**	**--**	**348**

2-Pt. Conversions: Team 5/6, Opponents: 1/3

Field Goals (Game-by-Game)

Elliott: (26G) (42RU) (55WL, 33G, 24G) (27G, 30G, 37G) (30G, 28G) (33G, 54WR, 30G) (36WR, 46G) (31G) (56G, 26G) () (42G, 28G, 43G) (46G, 44G) (26G) (51G, 34G, 40G, 53WR) (47G, 35G) (33G)

Opps: (21G, 52G) () (35G, 31G, 28G) (42G, 33G) (28LU, 37G, 45WR, 22G, 52G) () (50G, 57G, 33G, 24G) (25G, 31G, 42WR) (38G, 19G) (25G, 51G, 29G) (44G, 47G) (28G, 45WR, 62G, 21G) (41G, 36G, 37G) (30G) ()

Field Goals	1-19	20-29	30-39	40-49	50+
J.Elliott	0/0	7/7	10/11	7/8	2/5
Team	**0/0**	**7/7**	**10/11**	**7/8**	**2/5**
Opponents	**1/1**	**10/11**	**11/11**	**4/7**	**6/7**

Punting	No.	Yds	Avg.	Net	TB	In20	Lg.	Blk.
C.Johnston	61	2937	48.1	42.7	7	24	68	0
Team	**61**	**2937**	**48.1**	**42.7**	**7**	**24**	**68**	**0**
Opponents	**65**	**2999**	**46.1**	**42.2**	**2**	**20**	**65**	**0**

Punt Returns	Ret.	FC	Yds	Avg.	Lg.	TD
D.Carter	10	0	103	10.3	42	0
D.Sproles	10	9	83	8.3	14	0
C.Clement	6	2	17	2.8	10	0
G.Tate	5	0	13	2.6	12	0
N.Agholor	1	0	0	0.0	0	0
T.Sullivan	1	0	0	0.0	0	0
Team	**33**	**11**	**216**	**6.5**	**42**	**0**
Opponents	**31**	**16**	**194**	**6.3**	**23**	**0**

Kick Returns	No.	Yds	Avg.	Lg.	TD
C.Clement	13	333	25.6	48	0
D.Carter	10	204	20.4	30	0
B.Scott	4	96	24.0	35	0
S.Gibson	3	57	19.0	30	0
W.Smallwood	2	33	16.5	17	0
D.Sproles	1	2	2.0	2	0
Team	**33**	**725**	**22.0**	**48**	**0**
Opponents	**24**	**540**	**22.5**	**46**	**0**

Score By Qtr.	Q1	Q2	Q3	Q4	OT	Pts.
Team	41	107	101	115	3	367
Opponents	61	108	53	114	12	348

Passing	Att.	Cmp.	Yds.	Cmp.%	Yds./Att.	TD	TD%	Int.	Int.%	Lg	Sack	Lost	Rat.
C.Wentz	401	279	3074	69.6%	7.7	21	5.2%	7	1.7%	58	31	202	102.2
N.Foles	195	141	1413	72.3%	7.2	7	3.6%	4	2.1%	83t	9	47	96.0
N.Sudfeld	2	1	22	50.0%	11.0	1	50.0%	0	0.0%	22t	0	0	129.2
N.Agholor	1	1	15	100.0%	15.0	0	0.0%	0	0.0%	15	0	0	118.8
Team	**599**	**422**	**4524**	**70.5%**	**7.6**	**29**	**4.8%**	**11**	**1.8%**	**83t**	**40**	**249**	**100.8**
Opponents	**626**	**417**	**4619**	**66.6%**	**7.4**	**22**	**3.5%**	**10**	**1.6%**	**75t**	**44**	**311**	**93.4**

2018 DEFENSIVE STATS

DEFENSIVE STATISTICS

Player	Total	Solo	Asst.	TFL	Sacks	QBP&H	INT	PD	FF	FR
Jenkins	136	103	33	10	1.0	6	1	11	3	1
Bradham	94	74	20	3	2.0	3	0	4	0	1
Hicks	87	63	24	2	3.0	0	0	4	0	1
C.Graham	82	55	27	2	0.0	0	1	9	0	1
Douglas	60	54	6	5	0.0	0	3	4	0	0
Darby	59	50	9	3	0.0	0	1	18	0	0
Cox	53	38	15	14	10.5	80	0	1	1	1
Maddox	50	43	7	2	0.5	1	2	7	1	0
Mills	50	40	10	2	0.0	0	0	14	0	0
B.Graham	46	37	9	12	4.0	40	0	2	1	1
Jones	36	27	9	2	0.0	0	0	3	0	0
Bennett	36	26	10	15	9.0	51	0	1	2	0
LeBlanc	32	26	6	1	0.0	0	0	5	0	0
Grugier-Hill	30	19	11	4	1.0	0	1	1	1	0
Long	28	18	10	5	6.5	37	0	0	2	0
Bausby	20	16	4	1	0.0	0	0	0	0	0
Hester	20	12	8	1	1.0	7	0	0	0	0
Barnett	19	13	6	5	2.5	15	0	0	0	0
Ngata	19	10	9	4	1.0	4	0	1	1	0
Gerry	18	13	5	0	0.0	0	1	1	0	0
T.Sullivan	17	11	6	0	0.0	0	0	1	0	0
McLeod	16	9	7	0	0.0	0	0	5	0	0
C.Sullivan	11	7	4	0	0.0	0	0	1	0	0
McDougle	9	6	3	0	0.0	1	0	1	0	0
Vaeao	6	2	4	1	1.0	1	0	0	0	0
Jernigan	4	3	1	1	0.0	1	0	0	0	0
Sweat	4	1	3	0	0.0	2	0	0	0	0
McGill	3	2	1	1	0.0	2	0	0	0	0
Hector	3	0	3	0	0.5	1	0	0	0	0
Da.Hall	2	2	0	0	0.5	1	0	0	0	0
Totals	1050	780	270	96	44.0	253	10	94	12	6

*Tackle totals already factor in sacks and TFLs; QBP&H = QB Pressures + Hits

INDIVIDUAL SINGLE-GAME BESTS

TACKLES	16 by **C.Graham** at Ten. (9/30)
TACKLES FOR LOSS	3 by **2 players**
Bennett at Dal. (12/9) & at Was. (12/30); **Cox** at Was. (12/30)	
SACKS	3.0 by **Cox** at Was. (12/30)
PASSES DEFENSED	5 by **Darby** (2x) vs. Atl. (9/6) & vs. Car. (10/21)
INTERCEPTIONS	1 by **7 players**
Darby at TB (9/16); **Douglas** vs. Atl. (9/6), at Dal. (12/9) & at Was. (12/30); **Gerry** vs. Was. (12/3); **C.Graham** at Dal. (12/9); **Grugier-Hill** at NYG (10/11); **Jenkins** vs. NYG (11/25); **Maddox** at Ten. (9/30) & at LAR (12/16)	
FORCED FUMBLES	1 by **8 players**
Bennett at NYG (10/11) & at Dal. (12/9); **Cox** at Was. (12/30); **B.Graham** vs. Was. (12/3); **Grugier-Hill** at LAR (12/16); **Jenkins** at TB (9/16), vs. Dal. (11/11) & vs. NYG (11/25); **Long** vs. Atl. (9/6) & vs. Hou. (12/23); **Maddox** at Jax. (10/28); **Ngata** vs. Was. (12/3)	
FUMBLE RECOVERIES	1 by **7 players**
Alexander at LAR (12/16); **Bradham** vs. Min. (10/7); **Cox** vs. Hou. (12/23); **B.Graham** at Dal. (12/9); **C.Graham** at LAR (12/16); **Hicks** at TB (9/16); **Jenkins** at Jax. (10/28)	
SPECIAL TEAMS TACKLES	3 by **Sullivan** vs. Car. (10/21)

SPECIAL TEAMS TACKLES (82)

Kamu Grugier-Hill	11
LaRoy Reynolds	9
Tre Sullivan	8
Deiondre' Hall	5
Avonte Maddox	5
D.J. Alexander	4
Corey Clement	4
Nathan Gerry	4
Malcolm Jenkins	4
B.J. Bello	3
Dallas Goedert	3
Corey Graham	3
Rick Lovato	3
Joshua Perkins	3
DeAndre Carter	2
Shelton Gibson	2
Jalen Mills	2
Wendell Smallwood	2
Josh Adams	1
Rasul Douglas	1
Daeshon Hall	1
Cameron Johnston	1
Cre'Von LeBlanc	1

TURNOVER LEADERS

INTERCEPTIONS		FUMBLE RECOVERIES		FORCED FUMBLES		ST TURNOVERS	
Rasul Douglas	3	Nigel Bradham	1	Malcolm Jenkins	3	D.J. Alexander (FR on PR)	1
Avonte Maddox	2	Fletcher Cox	1	Michael Bennett	2		
Ronald Darby	1	Brandon Graham	1	Chris Long	2		
Nathan Gerry	1	Corey Graham	1	5 Players tied with	1		
Corey Graham	1	Jordan Hicks	1				
Kamu Grugier-Hill	1	Malcolm Jenkins	1				
Malcolm Jenkins	1						

DEFENSIVE STATISTIC LEADERS

SACKS		TACKLES FOR LOSS		QB PRESSURES & HITS		PASSES DEFENSED	
Fletcher Cox	10.5	Michael Bennett	15	Fletcher Cox	80	Ronald Darby	18
Michael Bennett	9.0	Fletcher Cox	14	Michael Bennett	51	Jalen Mills	14
Chris Long	6.5	Brandon Graham	12	Brandon Graham	40	Malcolm Jenkins	11
Brandon Graham	4.0	Malcolm Jenkins	10	Chris Long	37	Corey Graham	9
Jordan Hicks	3.0			Derek Barnett	15	Avonte Maddox	7

2018 REGULAR SEASON STATS

RED ZONE

Team	Total	TD	FG	MFG	Dwn.	Fbl.	INT	Clk.	Pnt.	TD%	Score%
EAGLES	57	33	17	1	1	2	3	0	285	57.9	87.7
Opponents	56	25	23	2	3	0	1	2	238	44.6	85.7

GOAL-TO-GO

Team	Total	TD	FG	MFG	Dwn.	Fbl.	INT	Clk.	Pnt.	TD%	Score%
EAGLES	31	23	5	0	1	1	1	0	176	74.2	90.3
Opponents	26	14	10	0	1	0	0	1	125	53.8	92.3

EAGLES WEEKLY NFL RANKINGS

	OFFENSE			DEFENSE		
Week	Rush	Pass	Total	Rush	Pass	Total
Week 1	18th	31st	t-29th	6th	t-14th	7th
Week 2	t-18th	23rd	24th	1st	28th	19th
Week 3	11th	20th	19th	1st	17th	9th
Week 4	11th	17th	20th	1st	19th	10th
Week 5	16th	19th	20th	2nd	22nd	10th
Week 6	14th	20th	18th	2nd	23rd	12th
Week 7	21st	15th	19th	2nd	24th	14th
Week 8	20th	16th	18th	4th	25th	14th
Week 9	18th	14th	15th	2nd	25th	17th
Week 10	22nd	10th	13th	7th	23rd	16th
Week 11	25th	14th	19th	12th	26th	23rd
Week 12	24th	13th	19th	11th	28th	24th
Week 13	23rd	12th	17th	10th	26th	21st
Week 14	28th	12th	19th	10th	30th	25th
Week 15	27th	12th	17th	11th	31st	27th
Week 16	28th	8th	13th	7th	32nd	28th
Week 17	28th	7th	14th	7th	30th	23rd

MOST FIRST DOWNS EARNED

Player	Rushing	Receiving	Total
Zach Ertz	--	66	66
Alshon Jeffery	--	48	48
Wendell Smallwood	22	9	31
Nelson Agholor	2	28	30
Josh Adams	23	3	26
Corey Clement	15	10	25
Dallas Goedert	--	15	15
Jordan Matthews	--	14	14
Jay Ajayi	11	1	12
Darren Sproles	6	6	12
Golden Tate	--	10	10
Carson Wentz	9	1	10
Nick Foles	6	1	7
Joshua Perkins	--	4	4
Kamar Aiken	--	2	2
DeAndre Carter	--	1	1
Shelton Gibson	--	1	1
Richard Rodgers	--	1	1

LONGEST DRIVES

	EAGLES	OPPONENTS
MOST PLAYS:	**19** at Was. (12/30) 19-87-11:49 Touchdown	**16** at Ten. (9/30) 16-75-6:14 Touchdown
MOST YARDS:	**97** at Ten. (9/30) 8-97-4:52 Touchdown	**91** vs. Min. (10/7) 6-91-2:01 Field Goal
MOST TIME:	**11:29** at Was. (12/30) 19-87-11:49 Touchdown	**8:09** vs. Dal. (11/11) 14-64-8:09 Field Goal

LONGEST TOUCHDOWN DRIVES

	EAGLES	OPPONENTS
MOST PLAYS:	**19** at Was. (12/30) 19-87-11:49	**16** at Ten. (9/30) 16-75-6:14
MOST YARDS:	**97** at Ten. (9/30) 8-97-4:52	**90** vs. Was. (12/3) 1-90-0:13
MOST TIME:	**11:29** at Was. (12/30) 19-87-11:49	**8:05** at Dal. (11/9) 13-75-8:05

PENALTY BREAKDOWN

Unit (Yards Lost)	Phi.	Opp.
Total Penalties	100 (852)	115 (995)
Offensive	54 (418)	52 (405)
Defensive	29 (279)	42 (404)
Special Teams	17 (155)	21 (181)
First Downs Given Up	22	31

REPLAY CHALLENGES

	Challenges	No. Overturned
EAGLES	6	3
Opponents	1	0

GAME-BY-GAME TEAM STATS

OFFENSE		First Downs				3rd Down			4th Dn.		Time	Total Net Yds			Rushing			Passing								Punting			Penalty		Fumble		Red Zone			TDs		
		Total	Rush	Pass	Pen	Conv	Att	Pct	Conv	Att	Poss	Plays	Yards	Avg	Att	Yards	Avg	Net	Sacks	Yards	Gross	Att	Comp	Pct	INT	No	Avg	Net	No	Yards	No	Lost	No	TD	FG	Rush	Pass	Ret
9/6	Atl	18	7	6	5	8	16	.500	0	0	32:10	64	232	3.6	27	113	4.2	119	2	13	132	35	20	.571	1	6	52.2	47.0	11	101	2	1	3	2	1	2	0	0
9/16	at TB	24	8	14	2	5	15	.333	3	5	35:39	75	412	5.5	24	91	3.8	321	3	13	334	48	35	.729	0	5	56.0	46.2	6	55	2	2	3	3	0	2	1	0
9/23	Ind	26	10	12	4	6	14	.426	0	0	40:12	77	379	4.9	35	152	4.3	227	5	28	255	37	25	.676	1	3	42.7	42.0	10	110	4	1	4	2	2	1	1	0
9/30	at Ten	25	6	18	1	5	15	.333	0	0	34:25	76	432	5.7	22	117	5.3	315	4	33	348	50	33	.660	0	6	51.3	40.0	8	77	3	1	4	1	3	0	2	0
10/7	Min	21	4	15	2	2	9	.222	1	1	27:13	55	364	6.6	17	81	4.8	283	3	28	311	35	24	.686	0	4	46.8	41.3	8	52	2	2	5	2	2	0	2	0
10/11	at NYG	23	5	15	3	9	16	.563	0	0	32:30	68	379	5.6	31	108	3.5	271	1	7	278	36	26	.722	0	5	48.0	48.0	4	25	3	0	6	4	2	1	3	0
10/21	Car	21	6	14	1	3	12	.250	3	4	35:17	65	342	5.3	24	58	2.4	284	4	26	310	37	30	.811	0	3	45.0	41.0	4	35	3	1	4	2	0	0	2	0
10/28	at Jax (Lon.)	22	7	15	0	7	12	.583	0	0	32:38	62	395	6.4	28	133	4.8	262	4	24	286	30	21	.700	1	3	51.7	41.3	4	36	1	1	2	1	1	0	3	0
11/11	Dal	23	3	20	0	4	10	.400	0	2	26:38	62	421	6.8	16	71	4.4	350	2	10	360	44	32	.727	1	2	44.0	44.0	0	0	2	0	3	2	1	0	2	0
11/18	at NO	13	2	9	2	3	10	.300	0	2	22:26	48	196	4.1	12	58	4.8	138	3	18	156	33	19	.576	3	4	39.8	36.5	6	49	0	0	1	0	0	1	0	0
11/25	NYG	19	6	11	2	3	11	.273	1	1	32:38	60	341	5.7	29	127	4.4	214	3	22	236	28	20	.714	0	4	50.3	39.0	7	46	0	0	3	2	1	1	1	0
12/3	Was	28	8	18	2	7	13	.538	0	1	39:19	72	436	6.1	33	130	3.9	306	0	0	306	39	27	.692	1	2	46.5	46.0	5	38	3	0	5	3	0	1	2	0
12/9	at Dal	16	1	12	3	1	9	.111	1	1	22:32	48	256	5.3	14	34	2.4	222	2	6	228	32	22	.688	0	6	46.0	43.5	5	49	1	1	4	3	1	0	3	0
12/16	at LAR	17	7	9	1	4	13	.308	0	1	31:36	61	381	6.2	30	111	3.7	270	0	0	270	31	24	.774	1	3	51.7	52.3	6	49	0	0	5	3	1	3	0	0
12/23	Hou	25	4	18	3	9	16	.563	4	4	33:45	73	519	7.1	22	57	2.6	462	1	9	471	50	35	.700	1	2	48.0	34.0	11	105	3	2	2	1	1	0	4	0
12/30	at Was	25	10	15	0	8	14	.571	1	1	43:19	71	360	5.1	34	129	3.8	231	3	12	243	34	29	.853	1	3	41.0	34.3	5	25	1	0	3	2	1	0	3	0
	Totals	346	94	221	31	84	205	.410	14	23	32:03	1,037	5,845	5.6	398	1,570	3.9	4,275	40	249	4,524	599	422	.705	11	61	48.1	42.7	100	852	30	12	57	33	17	12	29	0
													365.3			98.1					267.2																	

DEFENSE		First Downs				3rd Down			4th Dn.		Time	Total Net Yds			Rushing			Passing								Punting			Penalty		Fumble		Red Zone			TDs		
		Total	Rush	Pass	Pen	Conv	Att	Pct	Conv	Att	Poss	Plays	Yards	Avg	Att	Yards	Avg	Net	Sacks	Yards	Gross	Att	Comp	Pct	INT	No	Avg	Net	No	Yards	No	Lost	No	TD	FG	Rush	Pass	Ret
9/6	Atl	16	4	9	3	4	15	.267	0	1	27:50	65	299	4.6	18	74	4.1	225	4	26	251	43	21	.488	1	6	47.7	42.8	15	135	1	0	5	1	1	1	0	0
9/16	at TB	18	1	17	0	4	10	.400	0	0	24:21	58	436	7.5	23	43	1.9	393	2	9	402	33	27	.818	1	6	43.3	41.2	4	44	1	1	2	2	0	0	4	0
9/23	Ind	14	3	9	2	2	12	.167	1	2	19:48	56	209	3.7	13	68	5.2	141	2	23	164	41	25	.610	0	5	44.4	43.6	11	77	0	0	5	1	3	0	1	0
9/30	at Ten	22	3	16	3	5	16	.313	3	3	35:30	68	397	5.8	22	70	3.2	327	3	17	344	43	30	.698	1	5	50.8	38.4	4	30	1	0	4	3	1	1	2	0
10/7	Min	19	5	13	1	4	11	.364	0	0	32:47	61	375	6.1	23	77	3.3	298	1	3	301	37	30	.811	0	2	39.0	39.0	4	23	2	1	4	1	2	0	1	1
10/11	at NYG	17	5	11	1	4	14	.286	0	1	27:30	64	401	6.3	17	147	8.6	254	4	27	281	43	24	.558	1	5	50.6	41.2	5	61	2	0	3	0	2	1	0	0
10/21	Car	19	6	13	0	5	11	.455	1	1	24:43	58	371	6.4	17	121	7.1	250	2	19	269	39	25	.641	0	5	41.8	35.0	5	78	0	0	3	3	0	1	2	0
10/28	at Jax (Lon.)	16	5	10	1	6	14	.429	1	2	27:22	62	335	5.4	17	70	4.1	265	4	21	286	41	24	.585	0	2	48.0	48.0	5	45	2	1	3	1	2	0	1	0
11/11	Dal	23	9	14	0	8	16	.500	1	1	33:22	68	410	6.0	28	171	6.1	239	4	31	270	36	26	.722	0	4	40.8	38.0	5	37	2	0	5	3	2	2	1	0
11/18	at NO	28	6	21	1	6	11	.545	1	1	37:34	69	546	7.9	37	173	4.7	373	0	0	373	32	23	.719	0	2	49.5	50.5	8	69	0	0	5	4	1	2	4	0
11/25	NYG	18	4	14	0	5	12	.417	0	0	27:22	57	402	7.1	18	126	7.0	276	2	21	297	37	26	.703	1	3	44.3	43.0	11	91	1	0	3	1	2	1	1	0
12/3	Was	10	4	4	2	2	10	.200	0	0	20:41	42	235	5.6	14	104	7.4	131	3	19	150	25	17	.680	1	6	48.3	45.2	10	69	2	0	1	0	1	1	0	0
12/9	at Dal	32	6	23	3	10	19	.526	1	1	45:33	93	576	6.2	36	142	3.9	434	3	21	455	54	42	.778	2	2	51.0	46.5	11	111	2	1	4	1	2	0	3	0
12/16	at LAR	23	5	18	0	4	12	.333	0	1	28:24	74	413	5.6	18	82	4.6	325	2	14	339	55	34	.618	1	3	51.7	52.3	5	50	3	2	6	2	3	2	0	0
12/23	Hou	25	4	17	4	3	10	.300	0	1	26:15	63	371	5.9	19	62	3.3	309	4	30	339	40	29	.725	0	4	40.3	37.5	10	61	2	1	3	2	1	2	2	0
12/30	at Was	8	1	6	1	0	9	.000	2	4	16:41	44	89	2.0	12	21	1.8	68	4	30	98	28	13	.464	1	5	44.8	44.4	2	15	1	0	0	0	0	0	0	0
	Totals	308	71	215	22	72	202	.356	11	19	27:57	1,002	5,865	5.9	332	1,551	4.7	4,308	44	311	4,619	627	416	.663	10	65	46.1	42.2	115	996	22	7	56	25	23	14	22	1
													366.6			96.9					269.3																	

2018 GAME-BY-GAME LEADERS

EAGLES INDIVIDUAL LEADERS

Date	Opp	Pass Yds.	Rushing Yds.	Receptions	Receiving Yds.	Touchdowns	Sacks	Tackles
9/6	vs. Atl	N.Foles - 117	J.Ajayi - 62	N.Agholor - 8	Z.Ertz - 48	J.Ajayi - 2	2 Players - 1.5	R.McLeod - 10
9/16	at TB	N.Foles - 334	C.Clement - 30	Z.Ertz - 11	Z.Ertz - 94	3 Players - 1	2 Players - 1.0	J.Hicks - 10
9/23	vs. Ind	C.Wentz - 255	2 Players - 56	D.Goedert - 7	2 Players - 73	2 Players - 1	D.Barnett - 1.5	J.Hicks - 8
9/30	at Ten	C.Wentz - 348	J.Ajayi - 70	Z.Ertz - 10	Z.Ertz - 112	2 Players - 1	3 Players - 1.0	C.Graham - 16
10/7	vs. Min	C.Wentz - 311	J.Ajayi - 29	Z.Ertz - 10	Z.Ertz - 110	2 Players - 1	B.Graham - 1.0	4 Players - 9
10/11	at NYG	C.Wentz - 278	W.Smallwood - 51	A.Jeffery - 8	N.Agholor - 91	A.Jeffery - 2	4 Players - 1.0	M.Jenkins - 10
10/21	vs. Car	C.Wentz - 310	W.Smallwood - 32	Z.Ertz - 9	Z.Ertz - 138	2 Players - 1	M.Bennett - 1.0	M.Jenkins - 10
10/28	at Jax	C.Wentz - 286	J.Adams - 61	3 Players - 4	J.Matthews - 93	3 Players - 1	C.Long - 2.0	J.Hicks - 12
11/11	vs. Dal	C.Wentz - 360	J.Adams - 47	Z.Ertz - 14	Z.Ertz - 145	Z.Ertz - 2	M.Bennett - 2.0	M.Jenkins - 13
11/18	at NO	C.Wentz - 156	J.Adams - 53	G.Tate - 5	G.Tate - 48	J.Adams - 1	NONE	2 Players - 10
11/25	vs. NYG	C.Wentz - 236	J.Adams - 84	Z.Ertz - 7	Z.Ertz - 91	2 Players - 1	2 Players - 1.0	2 Players - 9
12/3	vs. Was	C.Wentz - 306	J.Adams - 85	Z.Ertz - 9	G.Tate - 85	3 Players - 1	3 Players - 1.0	R.Douglas - 8
12/9	at Dal	C.Wentz - 228	J.Adams - 36	A.Jeffery - 6	A.Jeffery - 50	3 Players - 1	2 Players - 1.5	C.Graham - 14
12/16	at LAR	N.Foles - 270	W.Smallwood - 48	A.Jeffery - 8	A.Jeffery - 160	W.Smallwood - 2	2 Players - 1.0	M.Jenkins - 14
12/23	vs. Hou	N.Foles - 471	D.Sproles - 32	Z.Ertz - 12	N.Agholor - 116	Z.Ertz - 2	C.Long - 2.0	R.Douglas - 11
12/30	at Was	N.Foles - 221	W.Smallwood - 53	2 Players - 5	A.Jeffery - 59	N.Agholor - 2	F.Cox - 3.0	R.Douglas - 5

OPPONENT INDIVIDUAL LEADERS

Date	Opp	Pass Yds.	Rushing Yds.	Receptions	Receiving Yds.	Touchdowns	Sacks	Tackles
9/6	vs. Atl	M.Ryan - 251	D.Freeman - 36	J.Jones - 10	J.Jones - 169	T.Coleman - 1	2 Players - 1.0	D.Jones - 9
9/16	at TB	R.Fitzpatrick - 402	P.Barber - 22	M.Evans - 10	D.Jackson - 129	4 Players - 1	3 Players - 1.0	L.David - 9
9/23	vs. Ind	A.Luck - 164	A.Luck - 33	3 Players - 5	T.Hilton - 50	R.Grant - 1	D.Leonard - 2.0	D.Leonard - 13
9/30	at Ten	M.Mariota - 344	M.Mariota - 46	2 Players - 9	C.Davis - 161	3 Players - 1	4 Players - 1.0	K.Byard - 11
10/7	vs. Min	K.Cousins - 301	L.Murray - 42	S.Diggs - 10	A.Thielen - 116	2 Players - 1	3 Players - 1.0	2 Players - 6
10/11	at NYG	E.Manning - 281	S.Barkley - 130	S.Barkley - 9	S.Barkley - 99	S.Barkley - 1	O.Vernon - 1.0	L.Collins - 10
10/21	vs. Car	C.Newton - 269	C.Newton - 49	2 Players - 6	D.Funchess - 62	3 Players - 1	3 Players - 1.0	L.Kuechly - 14
10/28	at Jax.	B.Bortles - 286	B.Bortles - 43	T.Yeldon - 7	T.Yeldon - 83	D.Westbrook - 1	4 Players- 1.0	Tel.Smith - 8
11/11	vs. Dal	D.Prescott - 270	E.Elliott - 151	2 Players - 6	A.Cooper - 75	E.Elliott - 2	2 Players - 1.0	L.Vander Esch - 13
11/18	at NO	D.Brees - 363	M.Ingram - 103	T.Smith - 10	T.Smith - 157	M.Ingram - 2	3 Players - 1.0	M.Lattimore - 4
11/25	vs. NYG	E.Manning - 297	S.Barkley - 101	S.Barkley - 7	O.Beckham - 85	S.Barkley - 2	3 Players - 1.0	L.Collins - 9
12/3	vs. Was	M.Sanchez - 100	A.Peterson - 98	2 Players - 4	J.Doctson - 51	A.Peterson - 1	NONE	2 Players - 9
12/9	at Dal	D.Prescott - 455	E.Elliott - 113	E.Elliott - 12	A.Cooper - 217	A.Cooper - 3	2 Players - 1.0	J.Smith - 9
12/16	at LAR	J.Goff - 339	T.Gurley - 48	T.Gurley - 10	T.Gurley - 76	T.Gurley - 2	NONE	J.Johnson - 14
12/23	vs. Hou	D.Watson - 339	D.Watson - 49	D.Hopkins - 9	D.Hopkins - 104	D.Watson - 2	J.Clowney - 1.0	Z.Cunningham - 12
12/30	at Was	J.Johnson - 91	C.Thompson - 10	C.Thompson - 5	J.Doctson - 33	NONE	3 Players - 1.0	Z.Brown - 11

2018 THIRD-DOWN EFFICIENCY

EAGLES THIRD-AND...

Date	Opponent	1	2	3	4	5	6	7	8	9	10+	Total
9/6	vs. Atl	3-3	1-1	0-1	0-1	1-2	0-1	1-1	2-2	0-1	0-3	8-16
9/16	at TB	1-1	1-2	0-1	1-2	0-0	0-0	2-2	0-2	0-0	0-5	5-15
9/23	vs. Ind	1-1	1-2	0-0	1-2	1-1	1-2	0-0	0-0	1-2	0-4	6-14
9/30	at Ten	0-0	0-0	1-3	2-3	0-0	1-2	0-0	0-0	0-1	1-6	5-15
10/7	vs. Min	1-3	0-0	0-1	0-0	0-0	0-0	1-2	0-0	0-0	0-3	2-9
10/11	at NYG	1-1	0-1	1-1	0-2	1-3	1-1	3-3	1-1	0-0	1-3	9-16
10/21	vs. Car	0-1	1-3	1-2	0-0	0-2	1-1	0-0	0-0	0-0	0-3	3-12
10/28	at Jax	0-0	1-1	2-2	0-0	0-0	1-1	0-1	0-0	1-2	2-5	7-12
11/11	vs. Dal	2-3	0-1	0-0	0-0	0-1	0-0	0-1	0-0	0-1	2-3	4-10
11/18	at NO	0-0	1-1	1-2	0-2	1-2	0-2	0-0	0-0	0-0	0-1	3-10
11/25	vs. NYG	0-1	0-1	1-1	0-1	0-0	0-1	0-1	1-1	1-1	0-3	3-11
12/3	vs. Was	2-2	0-0	0-1	2-3	1-1	0-0	0-1	0-1	2-2	0-2	7-13
12/9	at Dal	0-1	0-0	0-1	1-2	0-0	0-1	0-0	0-2	0-1	0-1	1-9
12/16	at LAR	0-0	1-1	0-1	1-1	1-3	1-1	0-0	0-1	0-0	0-5	4-13
12/23	vs. Hou	1-3	0-0	4-5	0-0	0-0	1-1	0-0	1-1	0-0	2-6	9-16
12/30	at Was	1-1	3-3	1-2	1-1	0-2	1-1	0-0	1-2	0-0	0-2	8-14
Totals:		**13-21**	**10-17**	**12-24**	**8-20**	**6-17**	**8-15**	**7-12**	**6-13**	**5-12**	**8-55**	**84-205**
		61.9	**58.8**	**50.0**	**40.0**	**35.3**	**53.3**	**58.3**	**46.2**	**41.7**	**14.5**	**41.0**

OPPONENTS THIRD-AND...

Date	Opponent	1	2	3	4	5	6	7	8	9	10+	Total
9/6	vs. Atl	0-1	0-0	0-3	0-0	1-1	0-1	0-0	1-2	0-0	2-7	4-15
9/16	at TB	0-0	1-1	1-1	0-0	1-2	0-0	1-1	0-0	0-0	0-5	4-10
9/23	vs. Ind	0-0	0-0	0-1	0-1	0-1	0-1	0-2	1-3	1-2	0-1	2-12
9/30	at Ten	2-3	0-0	1-2	0-2	1-1	0-0	0-1	0-1	0-0	1-6	5-16
10/7	vs. Min	3-3	0-1	0-1	0-1	0-0	0-0	0-1	1-1	0-0	0-3	4-11
10/11	at NYG	1-1	0-0	1-2	0-1	1-2	0-0	0-1	0-1	0-0	1-6	4-14
10/21	vs. Car	2-2	1-1	1-1	0-0	0-1	1-1	0-0	0-0	0-0	0-5	5-11
10/28	at Jax	0-2	2-3	0-0	1-1	0-0	0-1	3-3	0-1	0-0	0-3	6-14
11/11	vs. Dal	1-1	3-4	0-0	0-1	0-0	1-1	1-2	1-2	0-1	1-4	8-16
11/18	at NO	0-1	1-1	3-3	0-1	1-1	0-1	0-0	0-0	1-1	0-2	6-11
11/25	vs. NYG	0-0	0-0	1-1	0-1	0-0	1-2	0-1	2-2	1-1	0-4	5-12
12/3	vs. Was	0-0	0-0	0-0	0-0	0-1	0-0	2-2	0-0	0-0	0-7	2-10
12/9	at Dal	1-2	1-1	2-3	1-1	0-0	1-2	2-2	0-1	1-1	0-5	9-18
12/16	at LAR	2-3	0-1	1-1	0-0	0-1	0-0	0-0	0-0	0-0	1-6	4-12
12/23	vs. Hou	0-1	0-1	0-0	0-0	0-0	0-1	0-0	0-0	0-0	3-7	3-10
12/30	at Was	0-0	0-2	0-2	0-0	0-0	0-1	0-0	0-0	0-0	0-4	0-9
Totals:		**12-20**	**9-16**	**11-21**	**2-10**	**5-11**	**4-12**	**9-16**	**6-14**	**4-6**	**9-75**	**71-201**
		60.0	**56.3**	**52.4**	**20.0**	**45.5**	**33.3**	**56.3**	**42.9**	**66.7**	**12.0**	**35.3**

2018 DRIVE EFFICIENCY

EAGLES GAME-BY-GAME DRIVES

				Drives Ended By...											
Date	Opponent	Quarterback	Drives	TD	FG	MFG	Punt	Down	INT	FUM	Safety	Clock	Points Yielded	Points Per Drive	Drive Efficiency
9/6	vs. Atl	Foles	11	2	1	0	6	0	1	0	0	1	18	1.64	27.3
9/16	at TB	Foles	13	3	0	1	5	2	0	2	0	0	21	1.62	23.1
9/23	vs. Ind	Wentz	11	2	2	1	3	0	1	1	0	1	20	1.82	36.4
9/30	at Ten	Wentz	12	2	3	0	6	0	0	1	0	0	23	1.92	41.7
10/7	vs. Min	Wentz	11	2	2	0	4	0	0	2	0	1	21	1.91	36.4
10/11	at NYG	Wentz	12	4	2	1	5	0	0	0	0	0	34	2.83	50.0
10/21	vs. Car	Wentz	9	2	1	1	3	0	0	1	0	1	17	1.89	33.3
10/28	at Jax	Wentz	10	3	1	0	3	0	1	1	0	1	24	2.40	40.0
11/11	vs. Dal	Wentz	11	2	2	0	2	2	1	0	0	2	20	1.82	36.4
11/18	at NO	Wentz	11	1	0	0	4	2	3	0	0	1	7	0.64	9.1
11/25	vs. NYG	Wentz	10	2	3	0	4	0	0	0	0	1	25	2.50	50.0
12/3	vs. Was	Wentz	11	3	2	0	2	1	1	0	0	2	28	2.55	45.5
12/9	at Dal	Wentz	11	3	1	0	6	0	0	1	0	0	23	2.09	36.4
12/16	at LAR	Foles	12	3	3	1	3	1	1	0	0	0	30	2.50	50.0
12/23	vs. Hou	Foles	12	4	2	0	2	0	1	2	0	1	32	2.67	50.0
12/30	at Was	Foles	7	2	1	0	3	0	1	0	0	0	17	2.43	42.9
		Sudfeld	2	1	0	0	0	0	0	0	0	1	7	3.50	50.0
		TOTAL at Was	**9**	**3**	**1**	**0**	**3**	**0**	**1**	**0**	**0**	**1**	**24**	**2.67**	**44.4**
SEASON TOTALS															
		Wentz	119	26	19	3	42	5	7	7	0	10	242	2.03	37.8
		Foles	55	14	7	2	19	3	4	4	0	2	118	2.15	38.2
		Sudfeld	2	1	0	0	0	0	0	0	0	1	7	3.50	50.0
		TEAM	**176**	**41**	**26**	**5**	**61**	**8**	**11**	**11**	**0**	**13**	**367**	**2.09**	**38.1**

OPPONENTS GAME-BY-GAME DRIVES

				Drives Ended By...											
Date	Opponent	Quarterback	Drives	TD	FG	MFG	Punt	Down	INT	FUM	Safety	Clock	Points Yielded	Points Per Drive	Drive Efficiency
9/6	vs. Atl	Ryan	12	1	2	0	6	1	1	0	0	1	12	1.00	25.0
9/16	at TB	Fitzpatrick	13	4	0	0	6	0	1	1	0	1	27	2.08	30.8
9/23	vs. Ind	Luck	11	1	3	0	5	1	0	0	0	1	16	1.45	36.4
9/30	at Ten	Mariota	12	3	2	0	5	0	1	0	0	1	26	2.17	41.7
10/7	vs. Min	Cousins	10	1	3	2	2	0	0	1	0	1	16	1.60	40.0
10/11	at NYG	Manning	13	1	2	1	5	1	1	0	0	2	13	1.00	23.1
10/21	vs. Car	Newton	9	3	0	0	5	0	0	0	0	1	21	2.33	33.3
10/28	at Jax	Bortles	10	1	4	0	2	1	0	1	0	1	18	1.80	50.0
11/11	vs. Dal	Prescott	10	3	2	1	4	0	0	0	0	0	27	2.70	50.0
11/18	at NO	Brees	9	6	2	0	1	0	0	0	0	0	48	5.33	88.9
		Bridgewater	2	0	0	0	1	0	0	0	0	1	0	0.0	0.0
		TOTAL at NO	**11**	**6**	**2**	**0**	**2**	**0**	**0**	**0**	**0**	**1**	**48**	**4.36**	**72.7**
11/25	vs. NYG	Manning	10	2	3	0	3	0	1	0	0	1	22	2.20	50.0
12/3	vs. Was	Sanchez	8	1	1	0	5	0	1	0	0	0	10	1.25	25.0
		McCoy	2	0	1	0	1	0	0	0	0	0	3	1.50	50.0
		TOTAL vs. Was	**10**	**1**	**2**	**0**	**6**	**0**	**1**	**0**	**0**	**0**	**13**	**1.30**	**30.0**
12/9	at Dal	Prescott	13	3	3	1	2	0	2	1	0	1	29	2.23	46.2
12/16	at LAR	Goff	12	2	3	0	3	1	1	1	0	1	23	1.92	41.7
12/23	vs. Hou	Watson	11	4	1	0	4	1	0	1	0	0	30	2.73	45.5
12/30	at Was	Johnson	9	0	0	0	5	2	1	0	0	1	0	0.00	0.00
SEASON TOTALS															
		OPPONENTS	**176**	**36**	**32**	**5**	**65**	**8**	**10**	**6**	**0**	**14**	**341**	**1.94**	**38.6**

2018 TURNOVER BREAKDOWN

TAKEAWAYS

Date	Opponent	Turnover	Starting L.O.S.	Point of Turnover	Resulting L.O.S	Quarter	Result (Points)
9/6	vs. Atl	*R.Douglas INT (M.Ryan)	PHI 15	PHI 4	PHI 4	4	Interception (0)
9/16	at TB	R.Darby INT (R.Fitzpatrick)	TB 47	PHI 37	TB 47	1	Punt (0)
		J.Hicks FR (M.Jenkins FF of M.Evans)	TB 49	PHI 30	PHI 43	4	Downs (0)
9/23	vs. Ind	NONE					
9/30	at Ten	A.Maddox INT (M.Mariota)	TEN 20	TEN 40	TEN 17	2	Field Goal (3)
10/7	vs. Min	N.Bradham FR (K.Cousins FUM, aborted)	MIN 42	MIN 30	MIN 30	4	Punt (0)
10/11	at NYG	K.Grugier-Hill INT (E.Manning)	NYG 33	NYG 40	NYG 16	1	Touchdown (7)
10/21	vs. Car	NONE					
10/28	at Jax	M.Jenkins FR (A.Maddox FF of K.Cole)	JAX 42	PHI 45	PHI 44	2	Touchdown (7)
11/11	vs. Dal	NONE					
11/18	at NO	NONE					
11/25	vs. NYG	M.Jenkins INT (E.Manning)	PHI 27	PHI 2	PHI 27	2	Clock (0)
12/3	vs. Was	N.Gerry INT (M.Sanchez)	WAS 32	WAS 43	WAS 35	4	Field Goal (3)
12/9	at Dal	R.Douglas INT (D.Prescott)	PHI 23	PHI 1	PHI 18	2	Punt (0)
		C.Graham INT (D.Prescott)	DAL 9	DAL 31	DAL 2	3	Touchdown (6)
		B.Graham FR (M.Bennett FF of D.Prescott)	PHI 44	PHI 45	PHI 45	3	Field Goal (3)
12/16	at LAR	A.Maddox INT (J.Goff)	LA 44	PHI 42	PHI 42	2	Downs (0)
		C.Graham FR (K.Grugier-Hill FF of J.Goff)	LA 34	LA 28	LA 12	3	Touchdown (7)
		(ST) - D.Alexander FR (J.Natson FUM)	PHI 15	LA 36	LA 36	4	Missed FG (0)
12/23	vs. Hou	F.Cox FR (C.Long FF of D.Watson)	PHI 44	HOU 47	HOU 44	4	Touchdown (6)
12/30	at Was	R.Douglas INT (J.Johnson)	WAS 23	PHI 33	PHI 30	1	Interception (0)

Totals: 17 takeaways resulting in 42 points

GIVEAWAYS

Date	Opponent	Turnover	Starting L.O.S.	Point of Turnover	Resulting L.O.S	Quarter	Result (Points)
9/6	Atl	**(ST)** - T.Sullivan muffed punt (K.Ishmael FR)	---	PHI 32	PHI 32	3	Interception (0)
		N.Foles INT (D.Jones)	PHI 29	PHI 47	PHI 27	4	Touchdown (6)
9/16	at TB	N.Foles FUM (K.Alexander FF, C.Davis FR)	PHI 46	PHI 47	PHI 47	1	Interception (0)
		W.Smallwood FUM on lateral (L.David FR)	PHI 21	PHI 19	PHI 16	4	Clock (0)
9/23	vs. Ind	C.Wentz INT (A.Walker)	PHI 25	PHI 28	PHI 17	3	Field Goal (3)
		C.Wentz FUM (M.Hunt FF, M.Hunt FR)	PHI 19	PHI 13	PHI 13	3	Field Goal (3)
9/30	at Ten	C.Wentz FUM (H. Landry FF, D.Morgan FR)	PHI 40	PHI 35	PHI 35	4	Field Goal (3)
10/7	vs. Min	+C.Wentz FUM (S.Weatherly FF, L.Joseph FR)	MIN 31	MIN 36	---	2	Touchdown (7)
		*J.Ajayi FUM (E.Kendricks FR)	MIN 6	MIN 5	MIN 5	3	Field Goal (3)
10/11	at NYG	NONE					
10/21	vs. Car	*C.Wentz FUM (J.Peppers FF, K.Love FR)	CAR 14	CAR 22	CAR 22	4	Clock (0)
10/28	at Jax	C.Wentz FUM (M.Dareus FF, Tel.Smith FR)	JAX 37	JAX 33	JAX 28	1	Field Goal (3)
		(TB) - C.Wentz INT (J.Ramsey)	JAX 23	End Zone	JAX 20	1	Punt (0)
11/11	vs. Dal	C.Wentz INT (L.Vander Esch)	DAL 44	DAL 34	PHI 38	1	Field Goal (3)
11/18	at NO	C.Wentz INT (M.Lattimore)	PHI 30	NO 16	NO 16	1	Touchdown (7)
		C.Wentz INT (C.Banjo)	PHI 39	NO 17	NO 17	4	Punt (0)
		***(TB)** - C.Wentz INT (C.Banjo)	NO 28	End Zone	NO 20	4	Clock (0)
11/25	vs. NYG	NONE					
12/3	vs. Was	*C.Wentz INT (J.Norman)	WAS 5	End Zone	WAS 38	3	Punt (0)
12/9	at Dal	C.Wentz FUM (T.Crawford FF, M.Collins FR)	DAL 37	DAL 38	DAL 38	2	Field Goal (3)
12/16	at LAR	*N.Foles INT (A.Talib)	LA 18	LA 5	LA 35	4	Field Goal (3)
12/23	vs. Hou	N.Foles FUM (J.Clowney FF, J.Clowney FR)	PHI 14	PHI 5	PHI 5	2	Touchdown (6)
		N.Foles INT (B.McKinney)	PHI 44	PHI 46	PHI 46	3	Punt (0)
		J.Adams FUM (Z.Cunningham FF, J.Reid FR)	HOU 49	HOU 45	HOU 45	4	Touchdown (7)
12/30	at Was	N.Foles INT (D.Everett)	WAS 23	WAS 7	WAS 31	1	Punt (0)

Totals: 23 giveaways resulting in 57 points

L.O.S. - Line of scrimmage, ***** - Red zone play, **+** - Touchdown return, **(ST)** - Special teams play, **(TB)** - Touchback, **(OFF)** - Offensive Recovery

2018 PLAYS OF 20+ YARDS

WEEK 1 - EAGLES VS. FALCONS (9/6)

EAGLES: 0 pass, 1 rush		
Description	**Run**	**Pass**
Corey Clement run	21	
FALCONS: 4 pass, 1 rush		
Description	**Run**	**Pass**
Matt Ryan to Julio Jones		36
Matt Ryan to Julio Jones		33
Matt Ryan to Tevin Coleman		26
Matt Ryan to Julio Jones		22
Devonta Freeman run	20	

WEEK 2 - EAGLES at BUCCANEERS (9/16)

EAGLES: 3 pass, 1 rush		
Description	**Run**	**Pass**
Nick Foles to Nelson Agholor		50
Nick Foles to Zach Ertz		34
Nick Foles to Joshua Perkins		30
Jay Ajayi run	20	
BUCCANEERS: 4 pass, 0 rush		
Description	**Run**	**Pass**
Ryan Fitzpatrick to DeSean Jackson		75T
Ryan Fitzpatrick to O.J. Howard		75T
Ryan Fitzpatrick to DeSean Jackson		28
Ryan Fitzpatrick to O.J. Howard		20

WEEK 3 - EAGLES vs. COLTS (9/23)

EAGLES: 3 pass, 0 rush		
Description	**Run**	**Pass**
Carson Wentz to Wendell Smallwood		34
Carson Wentz to Zach Ertz		28
Carson Wentz to Dallas Goedert		21
COLTS: 2 pass, 1 rush		
Description	**Run**	**Pass**
Andrew Luck run		33
Andrew Luck to T.Y. Hilton		29
Andrew Luck to Ryan Grant		22

WEEK 4 - EAGLES at TITANS (9/30)

EAGLES: 3 pass, 0 rush		
Description	**Run**	**Pass**
Carson Wentz to Jordan Matthews		56T
Carson Wentz to Alshon Jeffery		31
Carson Wentz to Zach Ertz		24
TITANS: 4 pass, 0 rush		
Description	**Run**	**Pass**
Marcus Mariota to Corey Davis		51
Marcus Mariota to Corey Davis		28
Marcus Mariota to Corey Davis		25
Marcus Mariota to Corey Davis		20

WEEK 5 - EAGLES vs. VIKINGS (10/7)

EAGLES: 6 pass, 0 rush		
Description	**Run**	**Pass**
Carson Wentz to Shelton Gibson		48
Carson Wentz to Alshon Jeffery		31
Carson Wentz to Wendell Smallwood		23
Carson Wentz to Zach Ertz		23
Carson Wentz to Nelson Agholor		20
Carson Wentz to Zach Ertz		20
VIKINGS: 4 pass, 1 rush		
Description	**Run**	**Pass**
Kirk Cousins to Adam Thielen		68
Kirk Cousins to Stefon Diggs		25
Kirk Cousins to Adam Thielen		24
Kirk Cousins to Stefon Diggs		24
Stefon Diggs run	20	

WEEK 6 - EAGLES at GIANTS (10/11)

EAGLES: 3 pass, 0 rush		
Description	**Run**	**Pass**
Carson Wentz to Nelson Agholor		58
Carson Wentz to Nelson Agholor		32
Carson Wentz to Corey Clement		20
GIANTS: 4 pass, 2 rush		
Description	**Run**	**Pass**
Eli Manning to Saquon Barkley		55
Saquon Barkley run	50T	
Saquon Barkley run	46	
Eli Manning to Cody Latimer		39
Eli Manning to Scott Simonson		24
Eli Manning to Sterling Shepard		20

WEEK 7 - EAGLES vs. PANTHERS (10/21)

EAGLES: 5 pass, 0 rush		
Description	**Run**	**Pass**
Carson Wentz to Alshon Jeffery		29
Carson Wentz to Zach Ertz		27
Carson Wentz to Zach Ertz		22
Carson Wentz to Dallas Goedert		21
Carson Wentz to Alshon Jeffery		20
PANTHERS: 3 pass, 1 rush		
Description	**Run**	**Pass**
Cam Newton to Torrey Smith		35
Jarius Wright run	34	
Cam Newton to Jarius Wright		28
Cam Newton to Christian McCaffrey		22

2018 PLAYS OF 20+ YARDS

WEEK 8 - EAGLES AT JAGUARS (10/28)

EAGLES: 5 pass, 1 rush		
Description	**Run**	**Pass**
Carson Wentz to Nelson Agholor		39
Carson Wentz to Wendell Smallwood		36T
Carson Wentz to Jordan Matthews		36
Carson Wentz to Dallas Goedert		32T
Carson Wentz to Jordan Matthews		31
Josh Adams run	21	
JAGUARS: 3 pass, 0 rush		
Description	**Run**	**Pass**
Blake Bortles to T.J. Yeldon		37
Blake Bortles to Donte Moncrief		24
Blake Bortles to David Grinnage		24

WEEK 10 - EAGLES vs. COWBOYS (11/11)

EAGLES: 3 pass, 1 rush		
Description	**Run**	**Pass**
Carson Wentz to Nelson Agholor		51
Josh Adams run	29	
Carson Wentz to Zach Ertz, lateral to Golden Tate		23
Carson Wentz to Zach Ertz		21
COWBOYS: 4 pass, 2 rush		
Description	**Run**	**Pass**
Ezekiel Elliott run	35	
Ezekiel Elliott run	32	
Dak Prescott to Michael Gallup		25
Dak Prescott to Amari Cooper		24
Dak Prescott to Allen Hurns		23
Dak Prescott to Cole Beasley		21

WEEK 11 - EAGLES at SAINTS (11/18)

EAGLES: 0 pass, 1 rush		
Description	**Run**	**Pass**
Josh Adams run	28T	
SAINTS: 8 pass, 1 rush		
Description	**Run**	**Pass**
Mark Ingram run	38	
Drew Brees to Tre'Quan Smith		38
Drew Brees to Alvin Kamra		37T
Drew Brees to Michael Thomas		30
Drew Brees to Michael Thomas		30
Drew Brees to D.Arnold		23
Drew Brees to Michael Thomas		23T
Drew Brees to Tre'Quan Smith		22
Drew Brees to Tre'Quan Smith		21

WEEK 12 - EAGLES vs. GIANTS (11/25)

EAGLES: 3 pass, 1 rush		
Description	**Run**	**Pass**
Corey Clement run	32	
Carson Wentz to Zach Ertz		24
Carson Wentz to Corey Clement		23
Carson Wentz to Alshon Jeffery		21
GIANTS: 4 pass, 2 rush		
Description	**Run**	**Pass**
Saquon Barkley run	51T	
Eli Manning to Odell Beckham		39
Eli Manning to Russell Shepard		29
Eli Manning to Rhett Ellison		29
Saquon Barkley run	26	
Eli Manning to Rhett Ellison		20

WEEK 13 - EAGLES vs. REDSKINS (12/3)

EAGLES: 4 pass, 0 rush		
Description	**Run**	**Pass**
Carson Wentz to Nelson Agholor		39
Carson Wentz to Golden Tate		32
Carson Wentz to Corey Clement		23
Carson Wentz to Zach Ertz		20
REDSKINS: 2 pass, 1 rush		
Description	**Run**	**Pass**
Adrian Peterson	90T	
Colt McCoy to Josh Doctson		32
Mark Sanchez to Josh Doctson		20

WEEK 14 - EAGLES at COWBOYS (12/9)

EAGLES: 3 pass, 1 rush		
Description	**Run**	**Pass**
Carson Wentz to Nelson Agholor		42
Carson Wentz to Dallas Goedert		26
Carson Wentz to Darren Sproles		25
Josh Adams run	24	
COWBOYS: 4 pass, 1 rush		
Description	**Run**	**Pass**
Dak Prescott to Amari Cooper		75T
Dak Prescott to Amari Cooper		28T
Dak Prescott to Amari Cooper		27
Dak Prescott to Blake Jarwin		22
Ezekiel Elliott run	20	

2018 PLAYS OF 20+ YARDS

WEEK 15 - EAGLES AT RAMS (12/16)		
EAGLES: 3 pass, 0 rush		
Description	Run	Pass
Nick Foles to Alshon Jeffery		50
Nick Foles to Alshon Jeffery		36
Nick Foles to Alshon Jeffery		26
RAMS: 4 pass, 1 rush		
Description	Run	Pass
Jared Goff to Josh Reynolds		33
Todd Gurley run	21	
Jared Goff to Robert Woods		20
Jared Goff to Brandin Cooks		20
Jared Goff to Gerald Everett		20

WEEK 16 - EAGLES vs. TEXANS (12/23)		
EAGLES: 7 pass, 0 rush		
Description	Run	Pass
Nick Foles to Nelson Agholor		83T
Nick Foles to Alshon Jeffery		52
Nick Foles to Darren Sproles		37T
Nick Foles to Darren Sproles		31
Nick Foles to Dallas Goedert		24
Nick Foles to Zach Ertz		23T
Nick Foles to Zach Ertz		20
TEXANS: 4 pass, 0 rush		
Description	Run	Pass
Deshaun Watson to Vyncint Smith		35T
Deshaun Watson to DeAndre Carter		24
Deshaun Watson to Jordan Akins		22
Deshaun Watson to D'Onta Foreman		20

WEEK 17 - EAGLES at REDSKINS (12/30)		
EAGLES: 2 pass, 0 rush		
Description	Run	Pass
Nick Foles to Dallas Goedert		25
Nate Sudfeld to Nelson Agholor		22T
REDSKINS: 1 pass, 0 rush		
Description	Run	Pass
Josh Johnson to Josh Doctson		20

LAST TIME IT HAPPENED

TEAM

Won in Overtime
Eagles: 11/8/15 - at Dal., 33-27
Opponent: 12/9/18 - at Dal., 23-29

Won by Scoring in Last Two Minutes of Regulation
Eagles: 12/23/18 - vs. Hou., 32-30 (winning field goal at 0:00)
Opponent: 10/21/18 - vs. Car., 17-21 (winning TD at 1:22)

Tied Game by Scoring in the Last Two Minutes
Eagles: 12/9/18 - loss at Dal., 23-29 (tied score at 1:39 to force OT)
Opponent: 11/8/15 - win at Dal., 33-27 OT (tied game at 0:02)

Won in Prime Time
Eagles: 12/16/18 - at LAR, 30-23
Opponent: 11/11/18 - vs. Dal., 20-27

Shutout
Eagles: 12/30/18 - at Was., 24-0
Opponent: 12/31/17 - vs. Dal., 0-6

Won by 20-or-more Points
Eagles: 12/30/18 - at Was., 24-0
Opponent: 11/18/18 - at NO, 7-48

Won After Trailing by 20-or-More Points
Eagles: 12/19/10 - at NYG, 38-31 (NYG ahead 31-10 in 4th quarter)
Opponent: 10/2/11 - vs. SF, 23-24 (PHI ahead 23-3 in 3rd quarter)

Held a 28-or-More Point Lead
Eagles: 1/21/18 - win vs. Min., 38-7
Opponent: 11/18/18 - loss at NO, 7-48

Held a 21-or-More Point Lead
Eagles: 12/30/18 - win at Was., 24-0
Opponent: 11/18/18 - loss at NO, 7-48

Held a 17-or-More Point Lead
Eagles: 12/30/18 - win at Was., 24-0
Opponent: 11/18/18 - loss at NO, 7-48

Scored 20-or-More Points in a Quarter
Eagles: 10/8/17 - win vs. Ari., 34-7 (21, 1st Q)
Opponent: 10/21/18 - loss vs. Car., 17-21 (21, 4th Q)

Scored 20-or-More Points in a Half
Eagles: 12/9/18 - loss at Dal., 23-29 (23, 2nd half)
Opponent: 11/18/18 - loss at NO, 7-48 (24, 1st & 2nd half)

Held Opponent without a Touchdown
Eagles: 12/30/18 - win at Was., 24-0
Opponent: 12/31/17 - loss vs. Dal., 0-6

Touchdowns Scored by Offense and Defense
Eagles: 1/21/18 - win vs. Min., 38-7 (4 offense, 1 defense)
Opponent: 10/7/18 - loss vs. Min., 21-23 (1 offense, 1 defense)

Touchdowns by Offense, Defense and Special Teams
Eagles: 12/6/15 - win at NE, 35-28 (2 offense, 1 defense, 2 ST)
Opponent: 11/16/14 - loss at GB, 53-20 (4 off., 2 def., 1 ST)

No Turnovers
Eagles: 11/25/18 - win vs. NYG, 25-22
Opponent: 11/18/18 - loss at NO, 7-48

Touchdown Scored on First Drive
Eagles: 12/23/18 - win vs. Hou., 32-30
Opponent: 11/25/18 - win vs. NYG, 25-22

Successful Two-Point Conversion
Eagles: 12/3/18 - G.Tate pass from C.Wentz vs. Was.
Opponent: 10/21/18 - J.Wright pass from C.Newton vs. Car.

Failed Two-Point Conversion Attempt
Eagles: 12/23/18 - N.Foles sacked vs. Hou.
Opponent: 11/25/18 - E.Manning incomplete to E.Penny vs. NYG

TOTAL OFFENSE

500-or-More Total Net Yards of Offense
Eagles: 12/23/18 - vs. Hou. (519; 57 rushing, 471 passing)
Opponent: 12/9/18 - at Dal. (576; 142 rushing, 434 passing)

400-or-More Total Net Yards of Offense
Eagles: 12/23/18 - vs. Hou. (519; 57 rushing, 471 passing)
Opponent: 12/16/18 - at LAR (407; 82 rushing, 325 passing)

RUSHING

300-or More Net Yards Rushing by Team
Eagles: 9/3/00 - at Dal. (306)
Opponent: 9/25/60 - vs. Cle. (329)

200-or-More Net Yards Rushing by Team
Eagles: 11/19/17 - at Dal. (215)
Opponent: 10/16/16 - at Was. (230)

Individual 200-Yard Rushing Game
Eagles: 12/8/13- LeSean McCoy (29-217-2TDs) vs. Det.
Opponent: 11/22/15 - Doug Martin (27-235-0TDs) vs. TB

Individual 150-Yard Rushing Game
Eagles: 11/27/14 - LeSean McCoy (25-159-1TD) at Dal.
Opponent: 11/11/18 - Ezekiel Elliott (19-151-1TD) vs. Dal.

Individual 100-Yard Rushing Game
Eagles: 10/1/17 - LeGarrette Blount (16-136) at LAC
Opponent: 12/9/18 - Ezekiel Elliott (28-113) at Dal.

Two 100-Yard Rushers in the Same Game
Eagles: 12/22/13 - L.McCoy (18-133-2TDs) & B.Brown (9-115-1TD) vs. Det.
Opponent: 10/30/05 - M.Anderson (21-126-1TD) and T.Bell (14-107-2TDs) at Den.

Consecutive 100-Yard Rushing Games
Eagles: 11/23/14-11/27/14 - L.McCoy (21-130-1TD) vs. Ten. & (25-159-1TD) at Dal.
Opponent: 11/11/18-11/18/18 - E.Elliott (19-151-1TD) vs. Dal.; M.Ingram (16-103-2TDs) at NO; S.Barkley (13-101-1TD) vs. NYG

Combined 200-Yards Rushing by Two Players
Eagles: 12/22/13 - 248 by L.McCoy (18-133-2TDs) & B.Brown (9-115-1TD) vs. Det.
Opponent: 11/20/15 - 187 by D.Johnson (29-187-3TDs) & K.Williams (6-34-0TDs) vs. Ari.

Individual with 30-or-More Carries
Eagles: 9/9/13 - LeSean McCoy (31-184-1TD) at Was.
Opponent: 12/14/14 - DeMarco Murray (31-81-2TD) vs. Dal.

Individual with 25-or-More Carries
Eagles: 11/27/14 - LeSean McCoy (25-159-1TD) at Dal.
Opponent: 12/9/18 - Ezekiel Elliott (28-113) at Dal.

Rushing Play of 80-or-More Yards
Eagles: 10/1/00 - 85t by Brian Mitchell vs. Atl.
Opponent: 12/3/18 - 90t by Adrian Peterson vs. Was.

Rushing Play of 60-or-More Yards
Eagles: 11/19/17 - 71 by Jay Ajayi at Dal.
Opponent: 12/3/18 - 90t by Adrian Peterson vs. Was.

Rushing Play of 40-or-More Yards
Eagles: 11/19/17 - 71 by Jay Ajayi at Dal.
Opponent: 12/3/18 - 90t by Adrian Peterson vs. Was.

Individual with Three-or-More Rushing Touchdowns
Eagles: 12/18/11 - LeSean McCoy (18-102-3TDs) vs. NYJ
Opponent: 12/20/15 - David Johnson (29-187-3TDs) vs. Ari.

Individual with Two-or-More Rushing Touchdowns
Eagles: 12/16/18 - Wendell Smallwood (10-48-2TDs) at LAR
Opponent: 12/23/18 - Deshaun Watson (8-49-2TDs) vs. Hou.

PASSING

400 Net Yards Passing by Team
Eagles: 12/23/18 - vs. Hou. (462)
Opponent: 12/9/18 - at Dal. (434)

300 Net Yards Passing by Team
Eagles: 12/23/18 - vs. Hou. (462)
Opponent: 12/16/18 - at LAR (325)

Individual with 50-or-More Pass Attempts
Eagles: 9/30/18 - Carson Wentz (50-33-348-0-2TDs) at Ten.
Opponent: 12/16/18 - Jared Goff (53-35-339-1-0TDs) at LAR

Individual with 40-or-More Pass Attempts
Eagles: 12/23/18 - Nick Foles (49-35-471-1-4TDs) vs. Hou.
Opponent: 12/23/18 - Deshaun Watson (40-29-339-0-2TDs) vs. Hou.

Individual with 30-or-More Pass Completions
Eagles: 12/23/18 - Nick Foles (49-35-471-1-4TDs) vs. Hou.
Opponent: 12/16/18 - Jared Goff (53-35-339-1-0TDs) at LAR

Individual with 25-or-More Pass Completions
Eagles: 12/30/18 - Nick Foles (33-28-221-1-2TDs) at Was.
12/23/18 - Deshaun Watson (40-29-339-0-2TDs) vs. Hou.

Individual 300-Yard Passing Game
Eagles: 12/23/18 - Nick Foles (49-35-471-1-4TDs) vs. Hou.
12/23/18 - Deshaun Watson (40-29-339-0-2TDs) vs. Hou.

Consecutive 300-Yard Passing Games
Eagles: 1/21/18 - 2/4/18 - Nick Foles (33-26-352-0-3TDs) vs. Min. & (43-28-373-1-3TDs) at NE
Opponent: 12/9/18 - 12/16/18 - Dak Prescott (54-42-455-2-3TDs) at Dal., Jared Goff (53-34-339-1-0TDs) at LAR & Deshaun Watson (40-29-339-0-2TDs) vs. Hou.

Individual with Four-or-More Touchdown Passes
Eagles: 12/23/18 - Nick Foles (49-35-471-1-4TDs) vs. Hou.
Opponent: 9/16/18 - Ryan Fitzpatrick (33-27-402-1-4TDs) at TB

Individual with Three-or-More Touchdown Passes
Eagles: 12/23/18 - Nick Foles (49-35-471-1-4TDs) vs. Hou.
Opponent: 12/9/18 - Dak Prescott (54-42-455-2-3TDs) at Dal.

No Sacks Allowed
Eagles: 12/16/18 - at LAR (31 attempts - Nick Foles)
Opponent: 9/24/17 - vs. NYG (47 attempts - Eli Manning)

RECEIVING

Individual with 10-or-more Receptions
Eagles: 12/23/18 - Zach Ertz (12-110-2TDs) vs. Hou.
Opponent: 12/16/18 - Todd Gurley (10-76)

Individual with 150-Yard Receiving Game
Eagles: 12/16/18 - Alshon Jeffery (8-160) at LAR
Opponent: 12/9/18 - Amari Cooper (10-217-3TDs) at Dal.

Individual with 100-Yard Receiving Game
Eagles: 12/23/18 - Nelson Agholor (5-116-1TD) & Zach Ertz (12-110-2TDs) vs. Hou.
Opponent: 12/23/18 - DeAndre Hopkins (9-104) vs. Hou.

Two-or-More 100-Yard Receivers in the Same Game
Eagles: 12/23/18 - Nelson Agholor (5-116-1TD) & Zach Ertz (12-110-2TDs) vs. Hou.
Opponent: 2/4/18 - D.Amendola (8-152), C.Hogan (6-128-1TD) & R.Gronkowski (9-116-2TDs)

Consecutive 100-Yard Receiving Games
Eagles: 9/30/18-10/7/18 - Zach Ertz (10-112) at Ten. & (10-110-1TD) vs. Min.
Opponent: 9/30/18-10/7/18 - Corey Davis (9-161-1TD) at Ten. & Adam Thielen (7-116-1TD) vs. Min.

Individual with Three-or-More TD Receptions
Eagles: 11/3/13 - Riley Cooper (5-139-3TDs) at Oak.
Opponent: 12/9/18 - Amari Cooper (10-217-3TDs) at Dal.

Individual with Two-or-More TD Receptions
Eagles: 12/30/18 - Nelson Agholor (5-40-2TDs) at Was.
Opponent: 12/9/18 - Amari Cooper (10-217-3TDs) at Dal.

Pass Play of 80-or-More Yards
Eagles: 12/23/18 - 83t, Nick Foles to Nelson Agholor vs. Hou.
Opponent: 12/11/16 - 80t, Kirk Cousins to DeSean Jackson vs. Was.

Pass Play of 60-or-More Yards
Eagles: 12/23/18 - 83t, Nick Foles to Nelson Agholor vs. Hou.
Opponent: 12/9/18 - 75t, Dak Prescott to Amari Cooper at Dal.

Pass Play of 40-or-More Yards
Eagles: 12/23/18 - 83t, Nick Foles to Nelson Agholor & 52, Nick Foles to Alshon Jeffery vs. Hou.
Opponent: 12/9/18 - 75t, Dak Prescott to Amari Cooper at Dal.

NOTABLE OFFENSIVE COMBINATIONS

Led Team in Rushing & Receiving Yds. in Same Game
Eagles: 12/30/12 - LeSean McCoy (10-45 rush, 5-61 rec.) at NYG
Opponent: 12/16/18 - Todd Gurley (12-48-2TDs rush, 10-76 rec.) at LAR

100-Yard Rusher & Receiver in the Same Game
Eagles: 11/27/14 - LeSean McCoy (25-159-1TD rush) & Jeremy Maclin (8-108 rec.) at Dal.
Opponent: 12/9/18 - Ezekiel Elliott (28-113 rush) & Amari Cooper (10-217-3TDs rec.) at Dal.

100-Yard Rusher, 100-Yard Receiver & 300-Yard Passer in the Same Game
Eagles: 9/23/07 - Brian Westbrook (14-110-2TDs rush & 5-111-1TD rec.), Kevin Curtis (11-221-3TDs rec.) & Donovan McNabb (26-21-381-0-4TDs) vs. Det.
Opponent: 12/9/18 - Ezekiel Elliott (28-113 rush), Amari Cooper (10-217-3TDs rec.) & Dak Prescott (54-42-455-2-3TDs) at Dal.

Individual with at Least One Rushing and Receiving Touchdown in the Same Game
Eagles: 11/5/17 - Corey Clement (12-51-2TDs rush, 1-15-1TD rec.) vs. Den.
Opponent: 11/25/18 - Saquon Barkley (13-101-1TD rush, 7-41-1TD rec.) vs. NYG

Individual with at Least One Rushing Touchdown and One Touchdown Pass in the Same Game
Eagles: 11/27/14 - Mark Sanchez (29-20-217-0-1TD passing, 7-28-1TD rush) at Dal.
Opponent: 12/23/18 - Deshaun Watson (40-29-339-0-2TDs passing, 8-49-2TDs rush) vs. Hou.

Individual with at Least One Passing Touchdown and One Receiving Touchdown in the Same Game
Eagles: 2/4/18 - Nick Foles (43-28-373-1-3TD passes, 1-1-1TD receiving) at NE
Opponent: 11/20/16 - Russell Wilson (31-18-272-0-1TD pass, 1-15-1TD receiving) at Sea.

DEFENSE

Held Opponent Under 200 Yards Total Offense
Eagles: 12/30/18 - at Was. (89; 21 rushing, 68 passing)
Opponent: 12/7/14 - vs. Sea. (139; 57 rushing, 82 passing)

Held Opponent Under 300 Yards Total Offense
Eagles: 12/30/18 - at Was. (89; 21 rushing, 68 passing)
Opponent: 12/9/18 - at Dal. (256; 34 rushing, 222 passing)

Held Opponent Under 50 Yards Rushing
Eagles: 12/30/18 - at Was. (21)
Opponent: 12/9/18 - at Dal. (34)

Held Opponent Under 75 Yards Rushing
Eagles: 12/30/18 - at Was. (21)
Opponent: 12/23/18 - vs. Hou. (57)

Held Opponent Under 100 Yards Rushing
Eagles: 12/30/18 - at Was. (21)
Opponent: 12/23/18 - vs. Hou. (57)

Held Opponent Under 100 Net Yards Passing
Eagles: 12/30/18 - at Was. (68)
Opponent: 12/7/14 - vs. Sea. (82)

Held Opponent Under 150 Net Yards Passing
Eagles: 12/30/18 - at Was. (68)
Opponent: 9/6/18 - vs. Atl. (119)

Interception Return for a Touchdown
Eagles: 1/21/18 - P.Robinson, 50 yards (QB C.Keenum) vs. Min.
Opponent: 9/10/17 - R.Kerrigan, 24 yards (QB C.Wentz) at Was.

Individual with Three-or-More Interceptions
Eagles: 10/16/11 - K.Coleman (3) at Was. (QB R.Grossman)
Opponent: 12/2/07 - L.Tatupu (3) vs. Sea. (QB A.J. Feeley)

Individual with Two-or-More Interceptions
Eagles: 1/1/17 - J.Hicks (2) vs. Dal. (QB M.Sanchez)
Opponent: 12/4/16 - V.Burfict (2) at Cin. (QB C.Wentz)

Fumble Recovered for Touchdown
Eagles: 12/25/17 - D.Barnett 23-yard return of J.Richard fumble vs. Oak.
Opponent: 10/7/18 - L.Joseph 64-yard return of C.Wentz fumble (forced by S.Weatherly) vs. Min.

Safety Scored
Eagles: 9/11/16 - R.Griffin III aborted snap. Cameron Erving credited with fumble on high snap, ball out of bounds in end zone
Opponent: 11/23/08 - S.Rocca punt blocked by J.McClain out of bounds in end zone at Bal.
1/11/09 - Intentional grounding penalty enforced on D.McNabb in end zone (NFC-D) at NYG

Seven-or-More Sacks by Team
Eagles: 11/10/14 - vs. Car. (9)
Opponent: 11/5/12 - at NO (7)

Six-or-More Sacks by Team
Eagles: 10/23/16 - vs. Min. (6)
Opponent: 9/17/17 - at KC (6)

Five-or-More Sacks by Team
Eagles: 10/11/15 - vs. NO (5)
Opponent: 9/23/18 - vs. Ind. (5)

Individual with Three-or-More Sacks
Eagles: 12/30/18 - F.Cox (3.0 sacks of J.Johnson) at Was.
Opponent: 9/17/17 - C.Jones (3.0 sacks of C.Wentz) at KC

Individual with Two-or-More Sacks
Eagles: 12/30/18 - F.Cox (3.0 sacks of J.Johnson) at Was.
Opponent: 9/23/18 - D.Leonard (2.0 sacks of C.Wentz) vs. Ind.

SPECIAL TEAMS

Kickoff Return for a Touchdown
Eagles: 10/23/16 - Josh Huff, 98 yards vs. Min.
Opponent: 12/8/13 - Jeremy Ross, 98 yards vs. Det.

Kickoff Return for a Touchdown to Start a Game
Eagles: 11/23/14 - Josh Huff, 107 yards vs. Ten.
Opponent: 10/12/03 - Randal Williams, 37 yards at Dal.

Punt Return for a Touchdown
Eagles: 12/6/15 - Darren Sproles, 83 yards at NE
Opponent: 9/19/16 - Eddie Royal, 65 yards at Chi.

Blocked Punt Recovered for Touchdown
Eagles: 12/6/15 - N.Goode returned R.Allen's blocked punt (blocked by C.Maragos) 24 yards at NE
Opponent: 12/10/17 - B.Countess returned D.Jones' blocked punt (blocked by M.Thomas) 16 yards at LAR

Blocked Punt
Eagles: 12/17/17 - K.Grugier-Hill blocked punt by B.Wing at NYG
Opponent: 12/10/17 - B.Countess returned D.Jones' blocked punt (blocked by M.Thomas) 16 yards at LAR

Blocked PAT
Eagles: 12/17/17 - D.Barnett, PAT attempt by A.Rosas at NYG
Opponent: 12/13/09 - F.Robbins, PAT attempt by D.Akers vs. NYG

Missed (not blocked) PAT
Eagles: 12/23/18 - Jake Elliott vs. Hou.
Opponent: 12/23/18 - Ka'imi Fairbairn vs. Hou.

Blocked Field Goal
Eagles: 12/17/17 - M.Jenkins, 48-yd attempt by A.Rosas at NYG
Opponent: 11/6/16 - J.Pierre-Paul, 40-yd attempt by C.Sturgis at NYG

Blocked Field Goal returned for a TD
Eagles: 10/23/05 - Matt Ware, 65-yd. return after Quintin Mikell blocked a 40-yd. att. by Nate Kaeding vs. SD
Opponent: 12/7/08 - Kevin Dockery, 71-yd. return after Justin Tuck blocked a 32-yd. att. by D.Akers at NYG

Individual with Five-or More Field Goals
Eagles: 11/23/14 - Cody Parkey (5-6) vs. Ten.
Opponent: 10/27/13 - Josh Brown (5-5) vs. NYG

Individual with Four-or More Field Goals
Eagles: 10/1/17 - Jake Elliott (4-4) at LAC
Opponent: 10/28/18 - Josh Lambo (4-4) at Jax.

Successful Onsides Kick
Eagles: 9/17/17 - J.Elliott kick recovered by T.Burton at KC (4th Q)
Opponent: 12/6/15 - S.Gostkowski kick recovered by R.Melvin at NE (4th Q)

Failed Onsides Kick Attempt
Eagles: 10/7/18 - J.Elliott kick recovered by A.Thielen vs. Min. (4th Q)
Opponent: 11/5/17 - B.McManus kick recovered by T.Burton vs. Den. (4th Q)

Touchdown off of Fake Field Goal
Eagles: 12/24/1989 - C.Carter 22-yard pass from R.Ruzek vs. Pho.
Opponent: 12/20/1998 - Holder E.Bjornson 7-yard run at Dal.

Touchdown off of Fake Punt
Eagles: 9/29/02 - B.Dawkins 57 yard pass from B.Mitchell vs. Hou.
Opponent: N/A

ALL-TIME SERVICE

MOST SEASONS PLAYED

	Name	Seasons
1.	Chuck Bednarik (1949-1962)	14
2t.	Brian Dawkins (1996-2008)	13
	Harold Carmichael (1971-1983)	13
	Frank (Bucko) Kilroy (1943-1955)	13
	Vic Sears (1941-1953)	13
6.t	David Akers (1999-2010)	12
	Jerry Sisemore (1973-1984)	12
	Bobby Walston (1951-1962)	12

MOST CONSECUTIVE GAMES PLAYED

	Name	Games
1t.	Jon Dorenbos (2006-2016)	162
	Harold Carmichael (1972-1983)	162
3.	Randy Logan (1973-1983)	159
4.	Bobby Walston (1951-1962)	148
5.	Jon Runyan (2000-2008)	144
6.	Ken Clarke (1977-1987)	139
7.	Herman Edwards (1977-1985)	135
8.	Frank LeMaster (1974-1982)	129
9.	Sheldon Brown (2002-2009)	128
10.	Jerry Sisemore (1974-1982)	127

MOST REGULAR SEASON GAMES PLAYED

	Name	Pos	Years	Seasons	GP
1.	David Akers	K	1999-2010	12	188
2.	Brian Dawkins	FS	1996-2008	13	183
3.	Harold Carmichael	WR	1971-1983	13	180
4.	Brent Celek	TE	2007-2017	11	175
5.	Chuck Bednarik	C/LB	1949-1962	14	169
6.	Tra Thomas	T	1998-2008	11	166
7.	Jon Dorenbos	LS	2006-2016	11	162
8.	Randy Logan	S	1973-1983	11	159
9.	Guy Morriss	C	1973-1983	11	158
10.	Jerry Sisemore	T	1973-1984	12	156
11.	Trent Cole	DE/LB	2005-2014	10	155
12t.	Donovan McNabb	QB	1999-2009	11	148
	Ken Clarke	DT	1978-1987	10	148
	Bobby Walston	K/WR	1951-1962	12	148
15.	Jon Runyan	T	2000-2008	9	144
16.	Ron Jaworski	QB	1977-1986	10	142
17.	William Thomas	LB	1991-1999	9	140
18t.	Andre Waters	SS	1984-1993	10	137
	Wes Hopkins	FS	1983-1993	10	137
20.	Herman Edwards	DB	1977-1985	9	135

MOST GAMES PLAYED BY POSITION

Quarterbacks		Pos	Years	Seasons	GP
1.	Donovan McNabb	QB	1999-2009	11	148
2.	Ron Jaworski	QB	1977-1986	10	142
3.	Randall Cunningham	QB	1985-1995	11	122
4.	Norm Snead	QB	1964-1970	7	85
5.	Sonny Jurgensen	QB	1957-1963	7	83

Offensive Linemen		Pos	Years	Seasons	GP
1.	Chuck Bednarik	C/LB	1949-1962	14	169
2.	Tra Thomas	T	1998-2008	11	166
3.	Guy Morriss	C	1973-1983	11	158
4.	Jerry Sisemore	T	1973-1984	12	156
5.	Jon Runyan	T	2000-2008	9	144

WRs/TEs		Pos	Years	Seasons	GP
1.	Harold Carmichael	WR	1971-1983	13	180
2.	Brent Celek	TE	2007-2017	11	175
3.	Bobby Walston	K/WR	1951-1962	12	148
4.	Pete Retzlaff	E	1956-1966	11	132
5.	Charles Smith	WR	1974-1981	8	118

Running Backs		Pos	Years	Seasons	GP
1.	Tom Woodeshick	B	1963-1971	9	111
2.	Brian Westbrook	RB	2002-2009	8	107
3.	Keith Byars	RB	1986-1992	7	105
4.	Wilbert Montgomery	RB	1977-1984	8	100
5.	Duce Staley	RB	1997-2003	7	98

Defensive Linemen		Pos	Years	Seasons	GP
1.	Trent Cole	DE/LB	2005-2014	10	155
2.	Ken Clarke	DT	1978-1987	10	148
3.	Vic Sears	DT	1941-1953	12	131
4.	**Brandon Graham**	**DE**	**2010-2018**	**9**	**127**
5.	Hollis Thomas	DT	1996-2005	10	126

Linebackers		Pos	Years	Seasons	GP
1.	Chuck Bednarik	C/LB	1949-1962	14	169
2.	William Thomas	LB	1991-1999	9	140
3.	John Bunting	LB	1972-1982	11	132
4.	Frank LeMaster	LB	1974-1982	9	129
5.	Seth Joyner	LB	1986-1993	8	120

Secondary		Pos	Years	Seasons	GP
1.	Brian Dawkins	FS	1996-2008	13	183
2.	Randy Logan	S	1973-1983	11	159
3t.	Andre Waters	SS	1984-1993	10	137
	Wes Hopkins	FS	1983-1993	10	137
5.	Herman Edwards	DB	1977-1985	9	135
6.	Nate Ramsey	DB	1963-1972	10	134
7.	Sheldon Brown	CB	2002-2009	8	128
8.	Quintin Mikell	S	2003-2010	8	123
9.	Bobby Taylor	CB	1995-2003	9	119
10t.	Troy Vincent	CB	1996-2003	8	118
	Brenard Wilson	S	1979-1986	8	118

Kickers		Pos	Years	Seasons	GP
1.	David Akers	K	1999-2010	12	188
2.	Bobby Walston	K/WR	1951-1962	12	148
3.	Sam Baker	K	1964-1969	6	82
4.	Tony Franklin	K	1979-1983	5	73
5.	Paul McFadden	K	1984-1987	4	60

Punters		Pos	Years	Seasons	GP
1.	Donnie Jones	P	2013-2017	5	80
2.	Max Runager	P	1979-83, 1989	6	72
3.	Sean Landeta	P	1999-02, 2005	5	65
4t.	Sav Rocca	P	2007-2010	4	64
	Jeff Feagles	P	1990-1993	4	64
	Tom Hutton	P	1995-1998	4	64

ALL-TIME LEADING SCORERS

	Player	Years	Games	TDs	XPM	XPA	FGM	FGA	2pt	Pts
1.	David Akers	1999-2010 (12)	188	0	441	447	294	357	0	1323
2.	Bobby Walston (WR/K)	1951-1962 (12)	148	46	365	383	80	157	0	881
3.	Sam Baker	1964-1969 (6)	82	0	205	213	90	153	0	475
4.	Harold Carmichael (WR)	1971-1983 (13)	180	79	0	0	0	0	0	474
5.	Steve Van Buren (B)	1944-1951 (8)	83	77	2	2	0	0	0	464
6.	Tony Franklin	1979-1983 (5)	73	0	172	182	80	128	0	412
7.	Brian Westbrook (RB)	2002-2009 (8)	107	68	0	0	0	0	1	410
8.	Tommy McDonald (FL)	1957-1963 (7)	88	67	0	0	0	0	0	402
9.	Paul McFadden	1984-1987 (4)	60	0	117	119	91	124	0	390
10.	Roger Ruzek	1989-1993 (5)	58	0	139	151	81	108	0	382
11.	Pete Pihos (E)	1947-1955 (9)	107	63	0	0	0	0	0	378
12.	Timmy Brown (B)	1960-1967 (8)	96	62	0	0	0	0	0	372
13.	Mike Quick (WR)	1982-1990 (9)	101	61	0	0	0	0	0	366
14.	Wilbert Montgomery (RB)	1977-1984 (8)	100	58	0	0	0	0	0	348
15.	Alex Henery	2011-2013 (3)	48	0	116	117	74	86	0	338
16.	LeSean McCoy (RB)	2009-2014 (6)	90	54	0	0	0	0	1	326
17.	Tom Dempsey	1971-1974 (4)	47	0	84	90	66	108	0	282
	Pete Retzlaff (E)	1956-1966 (11)	132	47	0	0	0	0	0	282
19.	Cliff Patton	1946-1950 (5)	52	0	160	166	28	61	0	244
20.	DeSean Jackson (WR)	2008-2013 (6)	87	39	0	0	0	0	0	234

MOST POINTS, SEASON

	Player	Year	TDs	XPM	XPA	FGM	FGA	2pt	Pts
1.	Cody Parkey	2014	0	54	54	32	36	0	150
2.	David Akers	2008	0	45	45	33	40	0	144
3.	David Akers	2010	0	47	47	32	38	0	143
4.	David Akers	2009	0	43	45	32	37	0	139
5.	Caleb Sturgis	2016	0	30	31	35	41	0	135
6.	David Akers	2002	0	43	43	30	34	0	133
7.	David Akers	2004	0	41	42	27	32	0	122
8.	David Akers	2000	0	34	36	29	33	0	121
9.	LeSean McCoy (RB)	2011	20	0	0	0	0	0	120
10.	Alex Henery	2011	0	46	46	24	27	0	118

Led NFL Led Conference

LONGEST FIELD GOALS

PLAYER	GAME	LG
1. Jake Elliott	**9/24/17 vs. Giants**	**61**
2. Tony Franklin	11/12/79 at Cowboys	59
3. David Akers	9/14/03 vs. Patriots	57
4. Jake Elliott	**11/11/18 vs. Cowboys**	**56**
5. Caleb Sturgis	10/30/16 at Cowboys	55
6. Cody Parkey	10/26/14 at Cardinals	54
Tom Dempsey	12/12/71 vs. StL Cardinals	54
8. Jake Elliott	**10/1/17 at LA Chargers**	**53**
Caleb Sturgis	9/19/16 at Bears	53
Caleb Sturgis	11/8/15 at Cowboys	53
David Akers	9/30/07 at Giants	53
David Akers	10/24/99 at Dolphins	53
Roger Ruzek	12/9/90 at Dolphins	53

ALL-TIME SCORING

TDs by rushing	1,035
TDs by reception	1,635
TDs by INT return	99
TDs by kickoff return	29
TDs by punt return	32
TDs by fumble return	80
TDs by blocked punt	11
FGs made	1,332

MOST TOUCHDOWNS, Career

	PLAYER	TDS
1.	Harold Carmichael (WR)	79
2.	Steve Van Buren (B)	77
3.	Brian Westbrook (RB)	68
4.	Tommy McDonald (FL)	67
5.	Pete Pihos (E)	63
6.	Timmy Brown (B)	62
7.	Mike Quick (WR)	61
8.	Wilbert Montgomery (RB)	58
9.	LeSean McCoy (RB)	54
10.	Pete Retzlaff (E)	47

MOST FGs MADE, Career

	PLAYER	FGM
1.	David Akers	294
2.	Paul McFadden	91
3.	Sam Baker	90
4.	Roger Ruzek	81
5.	Tony Franklin	80
	Bobby Walston (WR/K)	80
7.	Alex Henery	74
8.	Tom Dempsey	66
9.	Caleb Sturgis	56
10.	**Jake Elliott**	**52**

MOST FGAs, Career

	PLAYER	FGA
1.	David Akers	357
2.	Bobby Walston (WR/K)	157
3.	Sam Baker	153
4.	Tony Franklin	128
5.	Paul McFadden	124
6.	Roger Ruzek	108
	Tom Dempsey	108
8.	Alex Henery	86
9.	Caleb Sturgis	66
10.	**Jake Elliott**	**62**

MOST PATs MADE, Career

	PLAYER	XPM
1.	David Akers	441
2.	Bobby Walston (WR/K)	365
3.	Sam Baker	205
4.	Tony Franklin	172
5.	Cliff Patton	160
6.	Roger Ruzek	139
7.	Paul McFadden	117
8.	Alex Henery	116
9.	Roy Zimmerman	89
10.	Tom Dempsey	84

MOST PATs ATT., Career

	PLAYER	XPA
1.	David Akers	447
2.	Bobby Walston (WR/K)	383
3.	Sam Baker	213
4.	Tony Franklin	182
5.	Cliff Patton	166
6.	Roger Ruzek	151
7.	Paul McFadden	119
8.	Alex Henery	117
9	Roy Zimmerman	98
10.	Tom Dempsey	90

TOP SINGLE-GAME SCORING PERFORMANCES

MOST POINTS, Game

	PLAYER	GAME	PTS
1.	Bobby Walston (WR/K)	10/17/1954 at Redskins	25
2.	Brian Westbrook (RB)	11/27/2008 vs. Cardinals	24
	Irving Fryar (WR)	10/20/1996 vs. Dolphins	24
	Wilbert Montgomery (RB)	10/7/1979 vs. Redskins	24
	Wilbert Montgomery (RB)	9/10/1978 at Redskins	24
	Ben Hawkins (FL)	9/28/1969 vs. Steelers	24
	Tommy McDonald (FL)	10/4/1959 vs. Giants	24
	Clarence Peaks (B)	11/16/1958 vs. Chi. Cardinals	24

MOST TOUCHDOWNS, Game

	PLAYER	GAME	TDS
1.	Brian Westbrook (RB)	11/27/2008 vs. Cardinals	4
	Irving Fryar (WR)	10/20/1996 vs. Dolphins	4
	Wilbert Montgomery (RB)	10/7/1979 vs. Redskins	4
	Wilbert Montgomery (RB)	9/10/1978 at Redskins	4
	Ben Hawkins (FL)	9/28/1969 vs. Steelers	4
	Tommy McDonald (FL)	10/4/1959 vs. Giants	4
	Clarence Peaks (B)	11/16/1958 vs. Chi. Cardinals	4

MOST FIELD GOALS MADE, Game

	PLAYER	GAME	FGM
1.	Tom Dempsey	11/12/1972 at Houston Oilers	6
2.	Cody Parkey	11/23/2014 vs. Titans	5
	Alex Henery	10/6/2013 at Giants	5
	David Akers	11/18/2001 at Cowboys	5
	Gary Anderson	12/22/1996 vs. Ari. Cardinals	5
	Gary Anderson	10/1/1995 at Saints	5

MOST FIELD GOALS ATTEMPTED, Game

	PLAYER	GAME	FGA
1.	Tom Dempsey	11/12/1972 at Houston Oilers	7
	Sam Baker	12/5/1965 vs. Cowboys	7
3.	Cody Parkey	11/23/2014 vs. Titans	6
	David Akers	10/3/2004 at Bears	6
	Tom Dempsey	10/7/1973 at Bills	6

MOST CONSECUTIVE FIELD GOALS MADE

	PLAYER (YEARS)	FGs
1.	Alex Henery (2012)	22
2.	Caleb Sturgis (2016)	18
3.	Cody Parkey (2014)	17
	Alex Henery (2011-12) (16 in 2011, 1 in 2012)	17
	David Akers (2009)	17
	David Akers (2001)	17
7.	David Akers (2008)	15
	David Akers (2004)	15
9.	**Jake Elliott (2018)**	**13**
	David Akers (2003)	13
	David Akers (1999-2000) (1 in 1999, 12 in 2000)	13

MOST TOUCHDOWNS, Season

	PLAYER (YEAR)	TDS
1.	LeSean McCoy (2011)	20
2.	Steve Van Buren (1945)	18
3.	Brian Westbrook (2008)	14
	Terrell Owens (2004)	14
	Wilbert Montgomery (1979)	14
	Steve Van Buren (1947)	14

MOST FGs MADE, Season

	PLAYER (YEAR)	FGM
1.	Caleb Sturgis (2016)	35
2.	David Akers (2008)	33
3.	Cody Parkey (2014)	32
	David Akers (2010)	32
	David Akers (2009)	32

MOST FGA, Season

	PLAYER (YEAR)	FGA
1.	Caleb Sturgis (2016)	41
2.	David Akers (2008)	40
	Tom Dempsey (1973)	40
4.	David Akers (2010)	38
5.	David Akers (2009)	37
	Paul McFadden (1984)	37

MOST PATs ATTEMPTED, Season

	PLAYER (YEAR)	XPA
1.	Cody Parkey (2014)	54
2.	Cliff Patton (1948)	50
3.	(4 times) last by David Akers (2006)	48

MOST PATs MADE, Season

	PLAYER (YEAR)	XPM
1.	Cody Parkey (2014)	54
2.	Cliff Patton (1948)	50
3.	David Akers (2006)	48
	Tony Franklin (1980)	48
5.	David Akers (2010)	47

MOST CONSECUTIVE GAMES WITH A TD

	PLAYER (YEAR)	GAMES
1.	LeSean McCoy (2011)	9
2.	Steve Van Buren (1947)	8
3.	(5 times) last by Ricky Watters (1995)	6

MOST CONSECUTIVE PATs MADE

	PLAYER (YEARS)	XPM
1.	David Akers (2004-2009)	173
2.	David Akers (2001-04)	153
3.	Cliff Patton (1947-49)	84

ALL-TIME LEADING PASSERS

	Player	Years	Gm	Att	Cmp	Pct	Yds	TD	INT	Lg	QB Rat	INT Pct
1.	Donovan McNabb	1999-2009 (11)	148	4,746	2,801	59.0	32,873	216	100	91t	86.5	2.1
2.	Ron Jaworski	1977-86 (10)	142	3,918	2,088	53.3	26,963	175	151	99t	74.0	3.9
3.	Randall Cunningham	1985-95 (11)	122	3,362	1,874	55.7	22,877	150	105	95t	78.7	3.1
4.	Norm Snead	1964-70 (7)	85	2,236	1,154	51.6	15,672	111	124	87t	67.7	5.5
5.	Tommy Thompson	1941-50 (8)	88	1,396	723	51.8	10,240	90	100	75t	67.4	7.2
6.	**Carson Wentz**	**2016-18 (3)**	**40**	**1,448**	**923**	**63.7**	**10,152**	**70**	**28**	**73t**	**92.5**	**1.9**
7.	Michael Vick	2009-13 (5)	54	1,300	773	59.5	9,984	57	33	91t	87.7	2.5
8.	Sonny Jurgensen	1957-63 (7)	83	1,107	602	54.4	9,639	76	73	84	79.1	6.6
9.	**Nick Foles**	**2012-14, 17-18 (5)**	**40**	**1,189**	**748**	**62.9**	**8,703**	**58**	**23**	**83t**	**93.2**	**1.9**
10.	Bobby Thomason	1952-57 (6)	68	1,113	556	50.0	8,124	57	80	67t	61.2	7.2
11.	Norm Van Brocklin	1958-60 (3)	36	998	542	54.3	7,497	55	51	91t	75.7	5.1
12.	Roman Gabriel	1973-77 (5)	53	1,185	661	55.8	7,221	47	37	80t	74.2	3.1
13.	Adrian Burk	1951-56 (6)	70	960	457	47.6	6,203	55	77	84t	54.4	8.0
14.	Rodney Peete	1995-98 (4)	30	756	434	57.4	4,945	17	27	62	69.8	3.6
15.	Ty Detmer	1996-97 (2)	21	645	372	57.7	4,478	22	19	57	78.2	2.9
16.	King Hill	1961-68 (8)	71	635	325	51.2	4,308	29	51	92t	54.8	8.0
17.	Sam Bradford	2015 (1)	14	532	346	65.0	3,725	19	14	78t	86.4	2.6
18.	Roy Zimmerman	1943-46 (4)	41	435	190	43.7	3,219	30	43	75t	52.7	9.9
19.	Mark Sanchez	2014-15 (2)	13	400	257	64.3	3,034	18	15	72	86.6	3.8
20.	Pete Liske	1971-72 (2)	28	407	214	52.6	2,930	14	22	69t	64.8	5.4

MOST TD PASSES, Career

	PLAYER	TDs
1.	Donovan McNabb	216
2.	Ron Jaworski	175
3.	Randall Cunningham	150
4.	Norm Snead	111
5.	Tommy Thompson	90
6.	Sonny Jurgensen	76
7.	**Carson Wentz**	**70**
8.	**Nick Foles**	**58**
9t.	Michael Vick	57
	Bobby Thomason	57

MOST ATTEMPTS, Career

	PLAYER	ATTs
1.	Donovan McNabb	4,746
2.	Ron Jaworski	3,918
3.	Randall Cunningham	3,362
4.	Norm Snead	2,236
5.	**Carson Wentz**	**1,448**
6.	Tommy Thompson	1,396
7.	Michael Vick	1,300
8.	**Nick Foles**	**1,189**
9.	Roman Gabriel	1,185
10.	Bobby Thomason	1,113

MOST COMPLETIONS, Career

	PLAYER	COMPs
1.	Donovan McNabb	2,801
2.	Ron Jaworski	2,088
3.	Randall Cunningham	1,874
4.	Norm Snead	1,154
5.	**Carson Wentz**	**923**
6.	Michael Vick	773
7.	**Nick Foles**	**748**
8.	Tommy Thompson	723
9.	Roman Gabriel	661
10.	Sonny Jurgensen	602

BEST COMP. PCT., Career

	PLAYER	COMP%
1.	Sam Bradford	65.0
2.	**Carson Wentz**	**63.7**
3.	**Nick Foles**	**62.9**
4.	Michael Vick	59.5
5.	Donovan McNabb	59.0
6.	Ty Detmer	57.7
7.	Rodney Peete	57.4
8.	Roman Gabriel	55.8
9.	Randall Cunningham	55.7
10.	Sonny Jurgensen	54.4

(min. 500 attempts)

BEST QB RATING, Career

	PLAYER	QB RATING
1.	**Nick Foles**	**93.2**
2.	**Carson Wentz**	**92.5**
3.	Michael Vick	87.7
4.	Donovan McNabb	86.5
5.	Sam Bradford	86.4
6.	Sonny Jurgensen	79.1
7.	Randall Cunningham	78.7
8.	Ty Detmer	78.2
9.	Norm Van Brocklin	75.7
10.	Roman Gabriel	74.2

(min. 500 attempts)

MOST INTs, Career

	PLAYER	INTs
1.	Ron Jaworski	151
2.	Norm Snead	124
3.	Randall Cunningham	105
4.	Donovan McNabb	100
	Tommy Thompson	100
6.	Bobby Thomason	80
7.	Adrian Burk	77
8.	Sonny Jurgensen	73
9.	King Hill	51
	Norm Van Brocklin	51

MOST PASSING YARDS, SEASON

Player	Year	Att	Cmp	Pct	Yds	TD	INT	Lg	QB Rat	INT Pct
1. Donovan McNabb	2008	571	345	60.4	3,916	23	11	90t	86.4	1.9
2. Donovan McNabb	2004	469	300	64.0	3,875	31	8	80	104.7	1.7
3. Randall Cunningham	1988	560	301	53.8	3,808	24	16	80t	77.6	2.9
4. Carson Wentz (rookie)	**2016**	**607**	**379**	**62.4**	**3,782**	**16**	**14**	**73t**	**79.3**	**2.3**
5. Sam Bradford	2015	532	346	65.0	3,725	19	14	78t	86.4	2.6
6. Sonny Jurgensen	1961	416	235	56.5	3,723	32	24	69	88.1	5.8
7. Donovan McNabb	2009	443	267	60.3	3,553	22	10	60t	92.9	2.3
8. Ron Jaworski	1980	451	257	57.0	3,529	27	12	56t	91.0	2.7
9. Randall Cunningham	1990	465	271	58.3	3,466	30	13	95t	91.6	2.8
10. Ron Jaworski	1985	484	255	52.7	3,450	17	20	99t	70.2	4.1

Led NFL Led Conference

MOST ATTEMPTS, Season

	PLAYER (YEAR)	ATT
1.	**Carson Wentz (2016)**	**607**
2.	Donovan McNabb (2008)	571
3.	Donovan McNabb (2000)	569
4.	Randall Cunningham (1988)	560
5.	Sam Bradford (2015)	532
	Randall Cunningham (1989)	532

MOST COMPLETIONS, Season

	PLAYER (YEAR)	COMP
1.	**Carson Wentz (2016)**	**379**
2.	Sam Bradford (2015)	346
3.	Donovan McNabb (2008)	345
4.	Donovan McNabb (2000)	330
5.	Randall Cunningham (1988)	301

MOST TD PASSES, Season

	PLAYER (YEAR)	TDs
1.	**Carson Wentz (2017)**	**33**
2.	Sonny Jurgensen (1961)	32
3.	Donovan McNabb (2004)	31
4.	Randall Cunningham (1990)	30
5.	Norm Snead (1967)	29

BEST COMPLETION PERCENTAGE, Season

	PLAYER (YEAR)	COMP%
1.	**Carson Wentz (2018)**	**69.58**
2.	Sam Bradford (2015)	65.03
3.	Mark Sanchez (2014)	64.08
4.	**Nick Foles (2013)**	**64.04**
5.	Donovan McNabb (2004)	63.97
6.	Michael Vick (2010)	62.63

(min. 250 attempts)

BEST QB RATING, Season

	PLAYER (YEAR)	QB RATING
1.	**Nick Foles (2013)**	**119.2**
2.	Donovan McNabb (2004)	104.7
3.	**Carson Wentz (2018)**	**102.2**
4.	**Carson Wentz (2017)**	**101.9**
5.	Michael Vick (2010)	100.2
6.	Donovan McNabb (2006)	95.5
7.	Donovan McNabb (2009)	92.9

(min. 250 attempts)

FEWEST INTERCEPTIONS, Season

	PLAYER (YEAR)	INTs
1.	**Nick Foles (2013, 317)**	**2**
2.	**Nick Foles (2012, 265)**	**5**
	Bubby Brister (1993, 309)	5
4.	Michael Vick (2010, 372)	6
	Donovan McNabb (2002, 361)	6
	Donovan McNabb (2006, 316)	6

(min. 250 attempts)

LOWEST INT PERCENTAGE, Season

	PLAYER (YEAR)	PCT
1.	**Nick Foles (2013, 2-317)**	**0.63**
2.	Donovan McNabb (2007, 7-473)	1.48
3.	**Carson Wentz (2017, 7-440)**	**1.59**
4.	Michael Vick (2010, 6-372)	1.61
5.	Bubby Brister (1993, 5-309)	1.61
6.	Donovan McNabb (2002, 6-361)	1.66

(min. 250 attempts)

MOST INTERCEPTIONS, Season

	PLAYER (YEAR)	INTs
1.	Sonny Jurgensen (1962)	26
2.	Norm Snead (1967)	24
	Sonny Jurgenson (1961)	24
4.	Norm Snead (1969)	23
	Adrian Burk (1951)	23

TOP SINGLE-GAME PASSING PERFORMANCES

MOST YARDS, Game

	PLAYER	GAME	YARDS
1.	**Nick Foles**	**12/23/18 vs. Texans**	**471**
2.	Donovan McNabb	12/5/2004 vs. Packers	464
3.	Donovan McNabb	11/15/2009 at Chargers	450
4.	Randall Cunningham	9/17/1989 vs. at Redskins	447
5.	Bobby Thomason	11/8/1953 vs. Giants	437
6.	Sonny Jurgensen	10/29/1961 at Redskins	436
7t.	**Nick Foles**	**12/15/2013 at Vikings**	**428**
	Michael Vick	9/15/2013 vs. Chargers	428
9.	Sonny Jurgensen	12/16/1962 at StL Cardinals	419
10.	Michael Vick	10/2/2011 vs. 49ers	416

MOST TD PASSES, Game

	PLAYER	GAME	TDs
1t.	**Nick Foles**	**11/3/2013 at Raiders**	***7**
	Adrian Burk	10/17/1954 at Redskins	*7
3t.	Donovan McNabb	9/18/2005 vs. 49ers	5
	Donovan McNabb	12/5/2004 vs. Packers	5
	Randall Cunningham	9/17/1989 vs. at Redskins	5
	Norm Snead	9/28/1969 vs. Steelers	5
	Sonny Jurgensen	12/16/1962 at StL Cardinals	5
	Sonny Jurgensen	11/26/1961 vs. Cowboys	5
	Adrian Burk	11/28/1954 vs. Redskins	5

* NFL Record

MOST ATTEMPTS, Game

	PLAYER	GAME	ATT
1t.	**Nick Foles**	**10/26/2014 at Cardinals**	**62**
	Randall Cunningham	10/2/1989 at Bears	62
3t.	**Carson Wentz**	**12/4/2016 at Bengals**	**60**
	Davey O'Brien	12/1/1940 at Redskins	60
5.	Donovan McNabb	11/16/2008 at Bengals	58

MOST COMPLETIONS, Game

	PLAYER	GAME	COMP
1t.	Sam Bradford	12/26/2015 vs Redskins	37
	Mark Sanchez	12/20/2014 at Redskins	37
3t.	**Carson Wentz**	**12/4/2016 at Bengals**	**36**
	Sam Bradford	9/14/2015 at Falcons	36
	Nick Foles	**10/26/2014 at Cardinals**	**36**

BEST COMPLETION PERCENTAGE, Game

	PLAYER	GAME	COMP-ATT	PCT
1.	**Nick Foles**	**12/30/2018 at Redskins**	**28-33**	**84.8**
2.	**Nick Foles**	**12/22/2013 vs. Bears**	**21-25**	**84.0**
3.	Rodney Peete	9/15/1996 vs. Lions	25-30	83.3
4t.	**Nate Sudfeld**	**12/31/2017 vs. Cowboys**	**19-23**	**82.6**
	Jeff Garcia	11/26/2006 at Colts	19-23	82.6
6.	**Carson Wentz**	**10/21/2018 vs. Panthers**	**30-37**	**81.1**

MOST INTERCEPTIONS, Game

	PLAYER	GAME	INTs
1t.	Pete Liske	9/26/1971 vs. Cowboys	6
	Bobby Thomason	10/21/1956 vs. Chi. Cardinals	6

LONGEST PASSING PLAYS

	PLAYER (GAME)	YARDS
1.	Ron Jaworski to Mike Quick (11/10/1985 vs. Falcons)	99t*
2.	Randall Cunningham to Fred Barnett (12/2/1990 at Bills)	95t
3.	Randall Cunningham to Herschel Walker (9/4/1994 at Giants)	93
4.	King Hill to Ben Hawkins (9/22/1968 vs. Giants)	92t
5.	Michael Vick to DeSean Jackson (12/12/2010 at Cowboys)	91t
	Donovan McNabb to Terrell Owens (10/30/2005 at Broncos)	91t
	Norm Van Brocklin to T. McDonald (10/5/1958 vs. Giants)	91t
8.	Donovan McNabb to Hank Baskett (9/7/2008 vs. Rams)	90t
	Ron Jaworski to Mike Quick (10/28/1984 vs. StL Cardinals)	90t
10.	A.J. Feeley to Hank Baskett (12/31/2006 vs. Falcons)	89t

* NFL Record

MOST CONSECUTIVE COMPLETIONS

PLAYER	GAME(S)	COMP
1. Nick Foles	**12/30/2018 at Redskins**	***25**
2. Donovan McNabb	last 10, 11/28/2004 at NYG & first 14, 12/5/2004 vs. Packers	24
3. Donovan McNabb	9/23/2007 vs. Lions	18
4t.Carson Wentz	**10/21/2018 vs. Panthers**	**15**
Donovan McNabb	9/21/2008 vs. Steelers	^15

*NFL Record (tied with two others)
^Most consecutive pass completions to start a game

ALL-TIME LEADING RUSHERS

	PLAYER	YEARS	GM	ATT	YARDS	AVG	LG	TDs
1.	LeSean McCoy	2009-2014 (6)	90	1,461	6,792	4.6	66t	44
2.	Wilbert Montgomery	1977-1984 (8)	100	1,465	6,538	4.5	90t	45
3.	Brian Westbrook	2002-2009 (8)	107	1,308	5,995	4.6	71t	37
4.	Steve Van Buren	1944-1951 (8)	83	1,320	5,860	4.4	70t	69
5.	Duce Staley	1997-2003 (7)	98	1,200	4,807	4.0	64t	22
6.	Randall Cunningham (QB)	1985-1995 (11)	122	677	4,482	6.6	52t	32
7.	Ricky Watters	1995-1997 (3)	48	975	3,794	3.9	57	31
8.	Timmy Brown	1960-1967 (8)	96	850	3,703	4.4	61t	29
9.	Tom Woodeshick	1963-1971 (9)	111	831	3,563	4.3	57t	21
10.	Donovan McNabb (QB)	1999-2009 (11)	148	573	3,249	5.7	54	28
11.	Tom Sullivan	1972-1977 (6)	80	871	3,135	3.6	37	17
12.	Clarence Peaks	1957-1963 (7)	83	786	2,927	3.7	57	19
13.	Keith Byars	1986-1992 (7)	105	750	2,672	3.6	52	17
14.	Billy Barnes	1957-1961 (5)	60	689	2,391	3.5	70t	20
15.	Herschel Walker	1992-1994 (3)	48	554	2,344	4.2	91t	14
16.	Anthony Toney (FB)	1986-1990 (5)	67	639	2,294	3.6	44	14
17.	Charlie Garner	1994-1998 (5)	66	495	2,261	4.6	55t	17
18.	Correll Buckhalter	2001-2008 (8)	74	476	2,155	4.5	64t	18
19.	Heath Sherman	1989-1993 (5)	76	537	2,130	4.0	37	10
20.	Michael Vick	2009-2013 (5)	54	298	1,998	6.7	61	15

MOST RUSHING YARDS, SEASON

	PLAYER	YEAR	ATT	YARDS	AVG	LG	TDs
1.	LeSean McCoy	2013	314	1,607	5.1	57t	9
2.	Wilbert Montgomery	1979	338	1,512	4.5	62t	9
3.	Ricky Watters	1996	353	1,411	4.0	56t	13
4.	Wilbert Montgomery	1981	286	1,402	4.9	41	8
5.	Brian Westbrook	2007	278	1,333	4.8	36	7
6.	LeSean McCoy	2014	312	1,319	4.2	53	5
7.	LeSean McCoy	2011	273	1,309	4.8	60	17
8.	Duce Staley	1999	325	1,273	3.9	29	4
	Ricky Watters	1995	337	1,273	3.8	57	11
10.	Wilbert Montgomery	1978	259	1,220	4.7	47	9
11.	Brian Westbrook	2006	240	1,217	5.1	71t	7
12.	Steve Van Buren	1949	263	1,146	4.4	41	11
13.	Ricky Watters	1997	285	1,110	3.9	28	7
14.	LeSean McCoy	2010	207	1,080	5.2	62	7
15.	Herschel Walker	1992	267	1,070	4.0	38	8
16.	Duce Staley	1998	258	1,065	4.1	64t	5
17.	Duce Staley	2002	269	1,029	3.8	57	5
18.	Earnest Jackson	1985	282	1,028	3.6	59	5
19.	Steve Van Buren	1947	217	1,008	4.6	45	13

(Led NFL) [Led Conference]

MOST ATTEMPTS, Career

	PLAYER	ATT
1.	Wilbert Montgomery	1,465
2.	LeSean McCoy	1,461
3.	Steve Van Buren	1,320
4.	Brian Westbrook	1,308
5.	Duce Staley	1,200
6.	Ricky Watters	975
7.	Tom Sullivan	871
8.	Timmy Brown	850
9.	Tom Woodeshick	831
10.	Clarence Peaks	786

MOST TOUCHDOWNS, Career

	PLAYER	TDs
1.	Steve Van Buren	69
2.	Wilbert Montgomery	45
3.	LeSean McCoy	44
4.	Brian Westbrook	37
5.	Randall Cunningham (QB)	32
6.	Ricky Watters	31
7.	Timmy Brown	29
8.	Donovan McNabb (QB)	28
9.	Duce Staley	22
10.	Tom Woodeshick	21

BEST RUSHING AVG, Career

	PLAYER	AVG
1.	Randall Cunningham (QB)	6.62
2.	Donovan McNabb (QB)	5.67
3.	LeSean McCoy	4.65
4.	Brian Westbrook	4.58
5.	Charlie Garner	4.57
6.	Correll Buckhalter	4.53
7.	Wilbert Montgomery	4.46
8.	Steve Van Buren	4.44
9.	Timmy Brown	4.36
10.	Tom Woodeshick	4.29

(min. 400 attempts)

LONGEST RUSHING PLAYS

	PLAYER (GAME)	YARDS
1.	Herschel Walker (11/27/94 at Falcons)	91t
2.	Wilbert Montgomery (12/19/82 vs. Oilers)	90t
3.	Brian Mitchell (10/1/00 vs. Falcons)	85t
4.	Swede Hanson (9/16/34 at Packers)	81t
5.	Leroy Harris (11/25/79 at Packers)	80
6.	Bosh Pritchard (10/23/49 vs. Redskins)	77t
7.	Herman Hunter (11/24/85 at Cowboys)	74t
8.	Wilbert Montgomery (9/14/80 at Vikings)	72t
9.	**Jay Ajayi (11/19/17 at Cowboys)**	**71**
	Brian Westbrook (9/24/06 at 49ers)	71t
	John Brewer (10/4/52 vs. Giants)	71t

TOP SINGLE-GAME RUSHING PERFORMANCES

MOST YARDS, Game

	PLAYER	GAME	YARDS
1.	LeSean McCoy	12/8/2013 vs. Lions	217
2.	Steve Van Buren	11/27/1949 vs. Steelers	205
3.	Duce Staley	9/3/2000 at Cowboys	201
4.	Wilbert Montgomery	11/4/1979 vs. Browns	197
5.	Steve Van Buren	12/18/1949 at Rams	196
6.	Wilbert Montgomery	1/11/1981 vs. Cowboys	194
7.	Swede Hanson	11/6/1934 vs. Cin. Reds	190
8.	Timmy Brown	11/7/1965 at Browns	186
9.	LeSean McCoy	10/30/2011 vs. Cowboys	185
10.	LeSean McCoy	9/9/2013 at Redskins	184

MOST ATTEMPTS, Game

	PLAYER	GAME	ATT
1.	Heath Sherman	10/6/1991 at Buccaneers	35
	Heath Sherman	11/12/1990 vs. Redskins	35
	Steve Van Buren	11/20/1949 vs. NY Bulldogs	35
4.	Earnest Jackson	11/17/1985 at StL Cardinals	34
5.	Brian Westbrook	12/7/2008 at Giants	33
	Ricky Watters	12/10/1995 vs. Cowboys	33
	Steve Van Buren	10/3/1949 at Lions	33

MOST TOUCHDOWNS, Game

	PLAYER	GAME	TDs
1.	LeSean McCoy	12/18/2011 vs. Jets	3
	LeSean McCoy	9/19/2010 at Lions	3
	Charlie Garner	10/8/1995 vs. Redskins	3
	Wilbert Montgomery	12/19/1982 vs. Houston Oilers	3
	Wilbert Montgomery	10/7/1979 vs. Redskins	3
	Wilbert Montgomery	9/10/1978 at Redskins	3
	Tom Sullivan	10/13/1974 vs. Giants	3
	Clarence Peaks	11/16/1958 vs. Chi. Cardinals	3
	Steve Van Buren	10/17/1948 at Redskins	3
	Steve Van Buren	12/14/1947 vs. Packers	3
	Steve Van Buren	12/9/1945 vs. Boston Yanks	3

MOST ATTEMPTS, Season

	PLAYER (YEAR)	ATT
1.	Ricky Watters (1996)	353
2.	Wilbert Montgomery (1979)	338
3.	Ricky Watters (1995)	337
4.	Duce Staley (1999)	325
5.	LeSean McCoy (2013)	314

MOST TOUCHDOWNS, Season

	PLAYER (YEAR)	TDs
1.	LeSean McCoy (2011)	17
2.	Steve Van Buren (1945)	15
3.	Ricky Watters (1996)	13
	Steve Van Buren (1947)	13
5.	(three times) last by Ricky Watters (1995)	11

CONSECUTIVE GAMES WITH RUSHING TD

	PLAYER (YEAR)	TDs
1.	Steve Van Buren (1947)	8
2.	Ricky Watters (1995)	6
3.	Steve Van Buren (1948)	5
	LeSean McCoy (2011)	5
5.	(many times) last by Michael Vick (2010)	4

MOST 100-YARD GAMES, Season

	PLAYER (YEAR)	GAMES
1.	Wilbert Montgomery (1981)	8
2.	LeSean McCoy (2013)	7
	Wilbert Montgomery (1979)	7
4.	LeSean McCoy (2011)	6
	Brian Westbrook (2007)	6
	Brian Westbrook (2006)	6
	Ricky Watters (1996)	6
	Wilbert Montgomery (1978)	6

(regular season only)

CONSECUTIVE 100-YARD RUSHING GAMES

	PLAYER (YEAR)	GAMES
1.	Steve Van Buren (1948)	4
2.	Brian Westbrook (2006)	3
	Wilbert Montgomery (1981)	3
	Wilbert Montgomery (1979)	3
	Wilbert Montgomery (1978)	3

ALL-TIME LEADING RECEIVERS

	PLAYER	YEARS	GM	REC	YARDS	AVG	LG	TDs
1.	Harold Carmichael	1971-1983 (13)	180	589	8,978	15.2	85t	79
2.	Pete Retzlaff (TE)	1956-1966 (11)	132	452	7,412	16.4	84	47
3.	**Zach Ertz (TE)**	**2013-2018 (6)**	**91**	**437**	**4,827**	**11.0**	**60**	**29**
4.	Brian Westbrook (RB)	2002-2009 (8)	107	426	3,790	8.9	62	29
5.	Brent Celek (TE)	2007-2017 (11)	175	398	4,998	12.6	73	31
6.	Pete Pihos (E)	1947-1955 (9)	107	373	5,619	15.1	66t	61
7.	Keith Byars (RB)	1986-1992 (7)	105	371	3,532	9.5	60	13
8.	Mike Quick	1982-1990 (9)	101	363	6,464	17.8	99t	61
9.	DeSean Jackson	2008-2013 (6)	87	356	6,117	17.2	91t	32
10.	Jeremy Maclin	2009-2014 (6)	75	343	4,771	13.9	83t	36
11.	Bobby Walston (WR/K)	1951-1962 (12)	148	311	5,363	17.2	75t	46
12.	Fred Barnett	1990-1995 (6)	81	308	4,634	15.0	95t	28
13.	LeSean McCoy (RB)	2009-2014 (6)	90	300	2,282	7.6	70	10
14.	Jason Avant	2006-2013 (8)	116	297	3,646	12.3	58	12
15.	Calvin Williams	1990-1996 (7)	93	295	3,840	13.0	80t	34
16.	Tommy McDonald (FL)	1957-1963 (7)	88	287	5,499	19.2	91t	66
17.	Duce Staley (RB)	1997-2003 (7)	98	275	2,498	9.1	52t	10
18.	Wilbert Montgomery (RB)	1977-1984 (8)	100	266	2,447	9.2	53t	12
19.	Ben Hawkins (FL)	1966-1973 (8)	102	261	4,764	18.3	92t	32
20.	**Jordan Matthews (WR)**	**2014-16, 2018 (4)**	**60**	**245**	**2,973**	**12.1**	**78t**	**21**

MOST RECEIVING YARDS, Career

	PLAYER	YARDS
1.	Harold Carmichael	8,978
2.	Pete Retzlaff (E)	7,412
3.	Mike Quick	6,464
4.	DeSean Jackson	6,117
5.	Pete Pihos (E)	5,619
6.	Tommy McDonald (FL)	5,499
7.	Bobby Walston (WR/K)	5,363
8.	Brent Celek	4,998
9.	**Zach Ertz**	**4,827**
10.	Jeremy Maclin	4,771
11.	Ben Hawkins (FL)	4,764
12.	Fred Barnett	4,634
13.	Calvin Williams	3,840
14.	Brian Westbrook	3,790
15.	Jason Avant	3,646
16.	Keith Byars	3,532
17.	Harold Jackson	3,493
18.	Charlie Smith	3,349
19.	Timmy Brown	3,346
20.	Irving Fryar	3,067

MOST TOUCHDOWNS, Career

	PLAYER	TDs
1.	Harold Carmichael	79
2.	Tommy McDonald (FL)	66
3.	Mike Quick	61
	Pete Pihos (E)	61
5.	Pete Retzlaff (E)	47
6.	Bobby Walston (WR/K)	46
7.	Jeremy Maclin	36
8.	Calvin Williams	34
9.	DeSean Jackson	32
	Ben Hawkins (FL)	32

MOST RECEIVING YARDS, Season

	PLAYER (YEAR)	YARDS
1.	Mike Quick (1983)	1,409
2.	DeSean Jackson (2013)	1,332
3.	Jeremy Maclin (2014)	1,318
4.	Irving Fryar (1997)	1,316
5.	Ben Hawkins (1967)	1,265
6.	Mike Quick (1985)	1,247
7.	Terrell Owens (2004)	1,200
8.	Irving Fryar (1996)	1,195
9.	Pete Retzlaff (1965)	1,190
10.	**Zach Ertz (2018)**	**1,163**
11.	DeSean Jackson (2009)	1,156
12.	Tommy McDonald (1962)	1,146
13.	Tommy McDonald (1961)	1,144
14.	Fred Barnett (1994)	1,127
15.	Harold Carmichael (1973)	1,116
	Harold Jackson (1969)	1,116
17.	Kevin Curtis (2007)	1,110
18.	Fred Barnett (1992)	1,083
19.	Harold Carmichael (1978)	1,072
20.	DeSean Jackson (2010)	1,056
21.	Mike Quick (1984)	1,052
22.	Pete Pihos (1953)	1,049
23.	Harold Jackson (1972)	1,048
24.	Harold Carmichael (1981)	1,028

MOST RECEPTIONS, SEASON

	PLAYER	YEAR	REC	YDS	AVG	LG	TDs
1.	**Zach Ertz (TE)**	**2018**	**116**	**1,163**	**10.0**	**34**	**8**
2.	Brian Westbrook (RB)	2007	90	771	8.6	57t	5
3.	Irving Fryar	1996	88	1,195	13.6	42	11
4.	Irving Fryar	1997	86	1,316	15.3	72t	6
5.	**Jordan Matthews**	**2015**	**85**	**997**	**11.7**	**78t**	**8**
	Jeremy Maclin	2014	85	1,318	15.5	72	10
7.	DeSean Jackson	2013	82	1,332	16.2	61t	9
8.	Keith Byars (RB)	1990	81	819	10.1	54	3
	Keith Jackson (TE)	1988	81	869	10.7	41	6
10.	**Zach Ertz (TE)**	**2016**	**78**	**816**	**10.5**	**30**	**4**
	LeSean McCoy (RB)	2010	78	592	7.6	40	2
	Fred Barnett	1994	78	1,127	14.4	54	5

Led NFL Led Conference

TOP SINGLE-GAME RECEIVING PERFORMANCES

MOST YARDS, Game

	PLAYER	GAME	YARDS
1.	Tommy McDonald (FL)	12/10/1961 vs. Giants	237
2.	Kevin Curtis (WR)	9/23/2007 vs. Lions	221
3.	DeSean Jackson (WR)	12/12/2010 at Cowboys	210
4.	Pete Retzlaff (E)	11/14/1965 vs. Redskins	204
5.	Bud Grant (E)	12/7/1952 vs. Dallas Texans	203
6.	Timmy Brown (B)	12/16/1962 at StL Cardinals	199
7.	Ben Hawkins (FL)	10/22/1967 at StL Cardinals	197
8.	DeSean Jackson (WR)	12/15/2013 at Vikings	195
9.	Harold Jackson (WR)	10/11/1970 at Giants	194
10.	DeSean Jackson (WR)	9/15/2013 vs. Chargers	193
	Fred Barnett (WR)	9/13/1992 at Pho. Cardinals	193

MOST RECEPTIONS, Game

	PLAYER	GAME	REC
1.	**Zach Ertz (TE)**	**12/20/2014 at Redskins**	**15**
2.	**Zach Ertz (TE)**	**11/11/2018 vs. Cowboys**	**14**
	Brian Westbrook (RB)	11/4/2007 vs. Cowboys	14
	Don Looney (E)	12/1/1940 at Redskins	14
5.	**Zach Ertz (TE)**	**1/1/17 vs. Cowboys**	**13**
	Zach Ertz (TE)	**12/26/2015 vs. Redskins**	**13**
	Jeremy Maclin (WR)	9/18/2011 at Falcons	13
8.	**Zach Ertz (TE)**	**12/23/2018 vs. Texans**	**12**
	Jeremy Maclin (WR)	10/26/2014 at Cardinals	12
	LeSean McCoy (RB)	10/3/2010 vs. Redskins	12
	Brian Westbrook (RB)	11/19/2006 vs. Titans	12
	Keith Byars (RB)	9/30/1990 vs. Colts	12
	Keith Jackson (TE)	11/19/1989 vs. Vikings	12
	Keith Jackson (TE)	9/17/1989 at Redkins	12
	John Spagnola (TE)	10/6/1985 at Saints	12
	Harold Carmichael (WR)	10/14/1973 at StL Cardinals	12

MOST TOUCHDOWNS, Game

	PLAYER	GAME	TDS
1.	Irving Fryar	10/20/1996 vs. Dolphins	4
	Ben Hawkins (FL)	9/28/1969 vs. Steelers	4
3.	(23 times) last by Riley Cooper on 11/3/2013 at Raiders		3

MOST TOUCHDOWNS, Season

	PLAYER (YEAR)	TDs
1.	Terrell Owens (2004)	14
2.	Mike Quick (1983)	13
	Tommy McDonald (1961)	13
	Tommy McDonald (1960)	13
5.	(seven times) last by Irving Fryar (1996)	11

CONSECUTIVE GAMES WITH REC. TD

	PLAYER (YEAR)	GAMES
1.	Mike Quick (1985)	6
	Pete Pihos (1947-48)	6
3.	(five times) last by DeSean Jackson (2009)	5

MOST 100-YD RECEIVING GAMES, Season

	PLAYER (YEAR)	GAMES
1.	Terrell Owens (2004)	7
2.	Irving Fryar (1997)	6
	Mike Quick (1983)	6
4.	**(10 times) last by Zach Ertz (2018)**	**5**

CONSECUTIVE 100-YD RECEIVING GAMES

	PLAYER (YEAR)	GAMES
1.	Terrell Owens (2004)	5
	Harold Jackson (last 2 in 1971, first 3 in 1972)	5
3.	Mike Quick (1983)	4
4.	(seven times) last by Irving Fryar (1996)	3

ALL-TIME SCRIMMAGE YARDS

ALL-TIME LEADERS IN TOTAL YARDS FROM SCRIMMAGE

	PLAYER	YEARS	GM	TOUCHES	YARDS	AVG	YDS/G	TDs
1.	Brian Westbrook (RB)	2002-2009 (8)	107	1,734	9,785	5.6	91.4	66
2.	LeSean McCoy (RB)	2009-2014 (6)	90	1,761	9,074	5.2	100.8	54
3.	Harold Carmichael (WR)	1971-1983 (13)	180	598	9,042	15.1	50.2	79
4.	Wilbert Montgomery (RB)	1977-1984 (8)	100	1,731	8,985	5.2	89.9	57
5.	Pete Retzlaff (E)	1956-1966 (11)	132	458	7,408	16.2	56.1	47
6.	Duce Staley (RB)	1997-2003 (7)	98	1,475	7,305	5.0	74.5	32
7.	Timmy Brown (RB)	1960-1967 (8)	96	1,081	7,049	6.5	73.4	55
8.	DeSean Jackson (WR)	2008-2013 (6)	87	413	6,490	15.7	74.6	35
9.	Mike Quick (WR)	1982-1990 (9)	101	364	6,459	17.7	64.0	61
10.	Steve Van Buren (B)	1944-1951 (8)	83	1,365	6,383	4.7	76.9	72
11.	Keith Byars (RB)	1986-1992 (7)	105	1,121	6,204	5.5	59.1	30
12.	Pete Pihos (E)	1947-1955 (9)	107	382	5,615	14.7	52.5	61
13.	Tommy McDonald (FL)	1957-1963 (7)	88	304	5,521	18.2	62.7	66
14.	Bobby Walston (WR/K)	1951-1962 (12)	148	315	5,375	17.1	36.3	46
15.	Ricky Watters (RB)	1995-1997 (3)	48	1,136	5,112	4.5	106.5	32
16.	Brent Celek (TE)	2007-2017 (11)	175	398	4,998	12.6	28.6	31
17.	**Zach Ertz (TE)**	**2013-2018 (6)**	**91**	**437**	**4,827**	**11.0**	**53.0**	**29**
18.	Jeremy Maclin (WR)	2009-2014 (6)	75	349	4,801	13.8	64.0	36
19.	Ben Hawkins (FL)	1966-1973 (8)	102	271	4,772	17.6	46.8	32
20.	Tom Woodeshick (B)	1963-1971 (9)	111	956	4,736	5.0	42.7	27

MOST TOTAL YARDS FROM SCRIMMAGE, SEASON

	PLAYER	YEAR	TOUCHES	YARDS	AVG	YDS/GM	TDs
1.	LeSean McCoy	2013	366	2,146	5.9	134.1	11
2.	Brian Westbrook	2007	368	2,104	5.7	140.3	12
3.	Wilbert Montgomery	1979	379	2,006	5.3	125.4	14
4.	Wilbert Montgomery	1981	335	1,923	5.7	128.2	10
5.	Brian Westbrook	2006	317	1,916	6.0	127.7	11
6.	Ricky Watters	1996	404	1,855	4.6	115.9	13
7.	Ricky Watters	1995	399	1,707	4.3	106.7	12
8.	LeSean McCoy	2010	285	1,672	5.9	111.5	9
9.	LeSean McCoy	2011	321	1,624	5.1	108.3	20
10.	Duce Staley	2002	320	1,570	4.9	98.1	8

MOST TOUCHES, Career

	PLAYER	TOUCHES
1.	LeSean McCoy	1,761
2.	Brian Westbrook	1,734
3.	Wilbert Montgomery	1,731
4.	Duce Staley	1,475
5.	Steve Van Buren	1,365
6.	Ricky Watters	1,136
7.	Keith Byars	1,121
8.	Timmy Brown	1,081
9.	Tom Sullivan	1,032
10.	Clarence Peaks	961

BEST YARDS/TOUCH, Career

	PLAYER	AVG
1.	Timmy Brown	6.52
2.	Brian Westbrook	5.64
3.	Keith Byars	5.53
4.	Wilbert Montgomery	5.19
5.	LeSean McCoy	5.15
6.	Tom Woodeshick	4.95
	Duce Staley	4.95
8.	Clarence Peaks	4.77
9.	Steve Van Buren	4.68
10.	Billy Barnes	4.53

(min. 750 touches)

MOST TOUCHES, Season

	PLAYER (YEAR)	TOUCHES
1.	Ricky Watters (1996)	404
2.	Ricky Watters (1995)	399
3.	Wilbert Montgomery (1979)	379
4.	Brian Westbrook (2007)	368
5.	LeSean McCoy (2013)	366
	Duce Staley (1999)	366

BEST YARDS/TOUCH, Season

	PLAYER (YEAR)	AVG
1.	Timmy Brown (1965)	7.42
2.	Timmy Brown (1962)	7.38
3.	Herschel Walker (1994)	6.31
4.	Steve Van Buren (1945)	6.24
5.	Brian Westbrook (2003)	6.14
6.	Keith Byars (1991)	6.07

(min. 150 touches)

TOP SINGLE-GAME SCRIMMAGE YARD TOTALS

MOST YARDS, Game

	PLAYER	GAME	YARDS
1.	Duce Staley	9/3/2000 at Cowboys	262
2.	Timmy Brown	12/16/1962 at Cardinals	249
3.	Wilbert Montgomery	11/4/1979 vs. Browns	237
	Tommy McDonald	12/10/1961 vs. Giants	237
5.	Duce Staley	11/11/2001 vs. Vikings	231

MOST TOUCHES, Game

	PLAYER	GAME	TOUCHES
1.	Brian Westbrook	12/7/2008 at Giants	39
	Ricky Watters	12/10/1995 vs. Cowboys	39
	Heath Sherman	11/12/1990 vs. Redskins	39
4.	Heath Sherman	10/6/1991 at Buccaneers	37
5.	Ricky Watters	10/8/1995 vs. Redskins (ot)	36

ALL-TIME INTERCEPTIONS

ALL-TIME INTERCEPTION LEADERS

	PLAYER	YEARS	INTs	YARDS	AVG	LG	TDs
1.	Brian Dawkins	1996-2008 (13)	34	515	15.1	67t	2
	Eric Allen	1988-94 (7)	34	482	14.2	94t	5
	Bill Bradley	1969-76 (8)	34	536	15.8	56t	1
4.	Herman Edwards	1977-85 (9)	33	98	3.0	25	1
5.	Wes Hopkins	1983-93 (10)	30	241	8.0	33	1
6.	Don Burroughs	1960-64 (5)	29	351	12.1	46	0
7.	Troy Vincent	1996-2003 (8)	28	341	12.2	90t	1
8.	Joe Scarpati	1964-69 (6)	24	402	16.8	67t	3
	Ernie Steele	1942-48 (6)	24	404	16.8	62	0
10.	Asante Samuel	2008-11 (4)	23	304	13.2	50t	2
	Roynell Young	1980-88 (9)	23	106	4.6	33	0

MOST INTERCEPTIONS, SEASON

	PLAYER	YEAR	INTs	YARDS	AVG	LG	TDs
1.	Bill Bradley	1971	11	248	22.5	51	0
2.	Asante Samuel	2009	9	117	13.0	37	0
	Bill Bradley	1972	9	73	8.1	21	0
	Don Burroughs	1960	9	124	13.8	46	0
	Ed "Bibbles" Bawel	1955	9	168	18.7	42t	2
6.	Eric Allen	1989	8	38	4.8	18	0
	Terry Hoage	1988	8	116	14.5	38	0
	Joe Scarpati	1966	8	182	22.8	32	0
	Bob Hudson	1954	8	89	11.1	32	0
	Tom Brookshier	1953	8	41	5.1	22	0
	Ed "Bibbles" Bawel	1952	8	121	15.1	35	0

TOP SINGLE-GAME INT PERFORMANCES

MOST INTERCEPTIONS, Game

	PLAYER	GAME	INTS
1.	Russ Craft	9/24/1950 at Chi. Cardinals	*4
2.	Kurt Coleman	10/16/2011 at Redskins	3
	Joe Scarpati	10/23/1966 at Giants	3
	Jim Nettles	12/12/1965 at Steelers	3
	Nate Ramsey	11/28/1965 at StL Cardinals	3
	Don Burroughs	12/3/1961 at Steelers	3
	Chuck Weber	9/30/1960 at Cowboys	3
	Joe Sutton	9/24/1950 at Chi. Cardinals	3
	Gil Steinke	11/10/1946 at Giants	3
	Roy Zimmerman	12/9/1945 vs. Boston Yanks	3
	Roy Zimmerman	12/10/1944 vs. Cleveland Rams	3

* NFL record

MOST INTERCEPTION RETURN YARDS, Game

	PLAYER	GAME	YDS
1.	Frank LeMaster	12/21/1975 at Redskins	114
2.	Lito Sheppard	10/8/2006 vs. Cowboys	102
3.	Lito Sheppard	11/15/2004 at Cowboys	101
4.	**Malcolm Jenkins**	**12/6/2015 at Patriots**	**99**
	Jerry Norton	10/5/1957 vs. Giants	99

MOST INTERCEPTIONS RETURNED FOR TD, Game

	PLAYER	GAME	TDS
1.	Eric Allen	12/26/1993 vs. Saints	2

MOST INT RETURN YDS, Career

	PLAYER	YARDS
1.	Bill Bradley	536
2.	Brian Dawkins	515
3.	Eric Allen	482
4.	Lito Sheppard	460
5.	Ernie Steele	404

MOST INTs RETURNED FOR TD, Career

	PLAYER	TDs
1.	Eric Allen	5
2.	**Malcolm Jenkins**	**4**
3.	Sheldon Brown	3
	Lito Sheppard	3
	Joe Scarpati	3

MOST INT RETURN YDS, Season

	PLAYER (INTs, YEAR)	YARDS
1.	Bill Bradley (11, 1971)	248
2.	Eric Allen (6, 1993)	201
3.	Joe Scarpati (8, 1966)	182
4.	Lito Sheppard (5, 2004)	172
5.	Ed "Bibbles" Bawel (9, 1955)	168

MOST INTs RETURNED FOR TD, Season

	PLAYER (YEAR)	TDs
1.	Eric Allen (1993)	*4
2.	**Malcolm Jenkins (2016)**	**2**
	Lito Sheppard (2004)	2
	Seth Joyner (1992)	2
	Ed Bawel (1955)	2

* NFL record

MOST INTs BY A NON-DB, Season

	PLAYER (YEAR)	INTs
1.	William Thomas, LB (1995)	7
2.	Chuck Weber, LB (1960)	6
	Chuck Bednarik, LB (1953)	6
4.	**Jordan Hicks, LB (2016)**	**5**

LONGEST INTERCEPTION RETURNS

	PLAYER (GAME)	YARDS
1.	James Willis intercepted pass 4 yds. deep in the end zone and returned it 14 yds. before lateralling to Troy Vincent, who ran 90 yds. (11/3/1996 at Cowboys - QB Troy Aikman)	104t
2.	Lito Sheppard (10/8/2006 vs. Cowboys - QB Drew Bledsoe)	102t
3.	Lito Sheppard (11/15/2004 at Cowboys - QB V. Testaverde)	101t
4.	**Malcolm Jenkins (12/6/2015 at Patriots - QB Tom Brady)**	**99t**
	Jerry Norton (10/5/1957 vs. Giants - QB Charlie Conerly, deflected off goal post)	99t
6.	Eric Allen (10/3/1993 at Jets - QB Boomer Esiason)	94t
	Irv Cross (10/25/1964 at Steelers - QB Terry Nofsinger)	94t
8.	Jack Hinkle (10/9/1943 vs. Giants - QB Tuffy Leemans)	91

ALL-TIME LEADERS IN SACKS

	PLAYER	YEARS	SACKS
1.	Reggie White (DE)	1985-92	124.0
2.	Trent Cole (DE/LB)	2005-14	85.5
3.	Clyde Simmons (DE)	1986-93	76.0
4.	Hugh Douglas (DE)	1998-2002, 2004	54.5
5.	Greg Brown (DE)	1982-86	50.5
6.	**Fletcher Cox (DT)**	**2012-18**	**44.5**
7.	**Brandon Graham (DE/LB)**	**2010-18**	**42.5**
8.	Andy Harmon (DT)	1991-97	39.5
9.	Seth Joyner (LB)	1986-93	37.0
10.	Wiliam Fuller (DE)	1994-96	35.5
11.	Dennis Harrison (DE)	1978-84	34.0
12.	William Thomas (LB)	1991-99	33.0
13.	Ken Clarke (DT)	1982-87	32.5
14.	Corey Simon (DT)	2000-04	32.0
15.	Connor Barwin (DE/LB)	2013-16	31.5
	Juqua Parker (DE)	2005-11	31.5
	Mike Mamula (DE)	1995-2000	31.5
18.	Jerome Brown (DT)	1987-91	29.5
19.	Darwin Walker (DT)	2000-06	27.5
20.	Jason Babin (DE)	2009, 2011-12	26.0

Note: only includes figures since 1982 when sacks first became an official NFL statistic

MOST SACKS, SEASON

	PLAYER	YEAR	SACKS
1.	Reggie White (DE)	1987	21.0
2.	Clyde Simmons (DE)	1992	19.0
3.	Jason Babin (DE)	2011	18.0
	Reggie White (DE)	1988	18.0
	Reggie White (DE)	1986	18.0
6.	Greg Brown (DE)	1984	16.0
7.	Clyde Simmons (DE)	1989	15.5
8.	Hugh Douglas (DE)	2000	15.0
	Reggie White (DE)	1991	15.0
10.	Connor Barwin (LB)	2014	14.5

MOST SACKS, GAME

	PLAYER	GAME	SACKS
1.	Hugh Douglas (DE)	10/18/1998 at Chargers	4.5
	Clyde Simmons (DE)	9/15/1991 at Cowboys	4.5
3.	Reggie White (DE)	9/25/1988 at Vikings	4.0
	Reggie White (DE)	11/30/1986 at LA Raiders	4.0
	Reggie White (DE)	11/2/1986 at StL Cardinals	4.0
	Garry Cobb (LB)	10/5/1986 at Falcons	4.0
	Greg Brown (DE)	12/16/1984 at Falcons	4.0

MOST CONSECUTIVE GAMES WITH A SACK

	PLAYER	YEAR	GAMES
1.	Reggie White (last 4 games in 1986 and first 4 in '87)		8
	Reggie White (last 7 games in 1987 and first in '88)		8
3.	William Fuller	1994	7
	Dennis Harrison	1982	7
5.	Clyde Simmons	1992	6

LONGEST FUMBLE RETURN FOR A TD

	PLAYER	GAME	YARDS
1.	Mike Patterson	9/24/2006 at 49ers	98t
2.	Joselio Hanson	12/28/2008 vs. Cowboys	96t
	Joe Lavender	9/23/1974 vs. Cowboys	96t
4.	Joe Carter	9/25/1938 vs. NY Giants	92t
5.	Bob Pylman	9/25/1938 vs. NY Giants	88t
6.	Will Wynn	12/1/1974 vs. Packers	87t
7.	Walter Thurmond	1/3/2016 at Giants	83t
8.	Sheldon Brown	10/9/2005 at Cowboys	80t
9.	Chris Clemons	12/28/2008 vs. Cowboys	73t
10.	Reggie White	9/13/1987 at Redskins	70t

MOST FUMBLE RETURNS FOR TD, CAREER

	PLAYER	YEARS	TDs
1.	Seth Joyner	1986-93	3
2.	**Fletcher Cox**	**2012-18**	**2**
	Juqua Parker	2005-11	2
	Sheldon Brown	2002-09	2
	Kevin Curtis	2007-09	2
	William Thomas	1991-97	2
	Reggie White	1985-92	2
	Clyde Simmons	1986-90	2
	Greg Brown	1981-84	2
	Will Wynn	1973-76	2

MOST BLOCKED PUNTS RETURNED FOR TD

	PLAYER	TDs
1.	(11 times) last Najee Goode (12/6/15 at Patriots) (24 yards)	1

MOST BLOCKED FGs RETURNED FOR TD

	PLAYER	TDs
1.	(2 times) last Matt Ware (10/23/05 vs. Chargers) (65 yards)	1

LONGEST RETURN AFTER MISSED FIELD GOAL

	PLAYER	GAME	YARDS
1.	Al Nelson	9/26/1971 vs. Cowboys	101t
2.	Al Nelson	12/11/1966 vs. Browns	100t
3.	Timmy Brown	9/16/1962 vs. StL Cardinals	99

ALL-TIME PUNTING

ALL-TIME LEADING PUNTERS, GROSS AVERAGE (min. 100 punts)

	Player	Years	Punts	Yards	Gross	Net	In20	Lg	Blk
1.	Donnie Jones	2013-2017 (5)	374	16,971	45.37	40.5	138	72	4
2.	Joe Muha	1946-1950(5)	179	7,688	42.95	NA	NA	82	2
3.	Sav Rocca	2007-2010 (4)	299	12,817	42.87	37.6	102	65	1
4.	Sean Landeta	1999-2002, 2005 (5)	376	16,092	42.80	35.9	96	64	1
5.	King Hill	1961-1968(8)	254	10,765	42.38	NA	NA	80	0

BEST GROSS PUNTING AVERAGE, SEASON (min. 40 punts)

	Name	Year	Punts	Yards	Gross	Net	In20	Lg	Blk
1.	**Cameron Johnston**	**2018**	**61**	**2,937**	**48.15**	**42.7**	**24**	**68**	**0**
2.	Joe Muha	1948	57	2,694	47.26	NA	NA	82	0
3.	Donnie Jones	2015	86	4,038	46.95	41.6	29	64	2
4.	Mat McBriar	2012	55	2,560	46.55	36.5	13	66	1
5.	Donnie Jones	2016	63	2,888	45.84	40.7	21	72	0
6.	Donnie Jones	2017	67	3,033	45.27	40.6	21	61	1

ALL-TIME LEADING PUNTERS, NET AVERAGE (min. 100 punts)

	Player	Years	Punts	Yards	Gross	Net	In20	Lg	Blk
1.	Donnie Jones	2013-2017 (5)	374	16,971	45.37	40.5	138	72	4
2.	Sav Rocca	2007-2010 (4)	299	12,817	42.87	37.6	102	65	1
3.	Dirk Johnson	2003-2006(4)	268	11,180	41.72	36.0	79	62	0
4.	Sean Landeta	1999-2002, 2005 (5)	376	16,092	42.80	35.9	96	64	1
5.	Jeff Feagles	1990-1993(3)	324	13,448	41.51	35.4	106	77	3

BEST NET PUNTING AVERAGE, SEASON (min. 40 punts)

	Name	Year	Punts	Yards	Gross	Net	In20	Lg	Blk
1.	**Cameron Johnston**	**2018**	**61**	**2,937**	**48.2**	**42.7**	**24**	**68**	**0**
2.	Donnie Jones	2015	86	4,038	47.0	41.6	29	64	2
3.	Donnie Jones	2016	63	2,888	45.8	40.7	21	72	0
4.	Donnie Jones	2017	67	3,033	45.3	40.6	21	61	1
5.	Donnie Jones	2013	82	3,681	44.9	40.5	33	70	1
6.	Sav Rocca	2010	73	3,195	43.8	39.0	28	63	0

Note: net average became an official stat in 1976

Led NFL Led Conference

MOST PUNTS, Career

	PLAYER	PUNTS
1.	Adrian Burk	393
2.	Sean Landeta	376
3.	Tom Hutton	349
4.	John Teltschik	345
5.	Max Runager	332

MOST PUNTS INSIDE 20, Career

	PLAYER	IN20
1.	Donnie Jones	138
2.	Jeff Feagles	106
3.	Sav Rocca	102
4.	Sean Landeta	96
5.	Dirk Johnson	79

Inside-the-20 became official stat in 1976

MOST PUNTS, Season

	PLAYER (YEAR)	PUNTS
1.	John Teltschik (1986)	108
2.	Sean Landeta (1999)	107
3.	Tom Hutton (1998)	104
4.	John Teltschik (1988)	98
5.	Sean Landeta (2001)	97

MOST PUNTS INSIDE 20, Season

	PLAYER (YEAR)	IN20
1.	Donnie Jones (2014)	34
2.	Donnie Jones (2013)	33
3.	Jeff Feagles (1993)	31
4.	Donnie Jones (2015)	29
	Jeff Feagles (1991)	29

Inside-the-20 became official stat in 1976

TOP SINGLE-GAME PUNTING PERFORMANCES

LONGEST PUNT

	PLAYER	GAME	YARDS
1.	Randall Cunningham	12/3/1989 at Giants	91
2.	Joe Muha	10/10/1948 vs. Giants	82
3.	Randall Cunningham	10/16/1994 at Cowboys	80
	King Hill	11/11/1962 vs. Packers	80
5.	Jeff Feagles	9/15/1991 at Cowboys	77

MOST PUNTS, Game

	PLAYER	GAME	PUNTS
1.	John Teltschik	12/6/1987 at NY Giants	15
2.	Adrian Burk	12/12/1954 vs. Giants	12
	Adrian Burk	11/2/1952 at Packers	12
	Len Barnum	10/4/1942 vs. Redskins	12
	Emmett Mortell	10/10/1937 at Redskins	12

BEST GROSS PUNTING AVERAGE, Game (min. 4 punts)

	PLAYER	GAME	AVG.
1.	Mat McBriar	10/14/2012 vs. Lions	56.6
2.	**Cameron Johnston**	**9/16/18 at Buccaneers**	**56.0**
3.	Chas Henry	9/9/2012 at Browns	55.0
4.	Donnie Jones	10/19/2015 vs. Giants	54.3
5.	Donnie Jones	9/15/2014 at Colts	53.8

BEST NET PUNTING AVERAGE, Game (min. 4 punts, since 1976)

	PLAYER	GAME	AVG.
1.	Donnie Jones	11/17/2013 vs. Redskins	50.7
2.	Donnie Jones	10/19/2015 vs. Giants	49.0
	Sean Landeta	9/23/2001 at Seahawks	49.0
4.	Jeff Feagles	10/5/1992 vs. Cowboys	48.8
5.	**Cameron Johnston**	**10/11/2018 at Giants**	**48.0**

ALL-TIME PUNT RETURNS

ALL-TIME LEADING PUNT RETURNERS (min. 20 returns)

	Player	Years	PR	FC	Yds	Avg	Lg	TDs
1.	Ernie Steele	1942-48 (6)	44	NA	737	16.75	80t	1
2.	Steve Van Buren	1944-51 (8)	34	NA	473	13.91	55t	2
3.	Pat McHugh	1947-51 (5)	31	NA	402	12.97	69t	1
4.	Brian Westbrook	2002-09 (8)	39	21	498	12.77	84t	2
5.	**Darren Sproles**	**2014-18 (5)**	**105**	**59**	**1,269**	**12.09**	**89t**	**4**
6.	Brian Mitchell	2000-02 (3)	117	66	1,369	11.70	76t	2
7.	Frank Reagan	1949-51 (3)	27	NA	304	11.26	42	1
8.	Bosh Pritchard	1942, 1947-51 (6)	91	NA	975	10.71	55t	1
9.	Vai Sikahema	1992-93 (2)	73	30	778	10.66	87t	1
10.	Larry Marshall	1974-77 (4)	104	16	1,086	10.44	48	0

BEST PUNT RETURN AVERAGE, SEASON (min. 15 returns)

	Player	Year	PR	FC	Yds	Avg	Lg	TDs
1.	Steve Van Buren	1944	15	NA	230	15.33	55	1
2.	Brian Westbook	2003	20	16	306	15.30	84t	2
3.	DeSean Jackson	2009	29	15	441	15.21	85t	2
4.	Alvin Haymond	1968	15	6	201	13.40	54t	1
5.	**Darren Sproles**	**2016**	**17**	**13**	**224**	**13.18**	**66**	**0**
6.	**Darren Sproles**	**2014**	**39**	**16**	**506**	**12.97**	**82t**	**2**
7.	Reno Mahe	2005	21	9	269	12.81	44	0
8.	Frank Reagan	1949	21	NA	266	12.67	42	1
9.	Kelvin Martin	1995	17	10	214	12.59	38	0
10.	Vai Sikahema	1992	40	10	503	12.58	87t	1
11.	Brian Mitchell	2002	46	11	567	12.32	76t	1

Led NFL Led Conference

TOP SINGLE-GAME PUNT RETURN PERFORMANCES

MOST PUNT RETURN YARDS, Game

	PLAYER	GAME	YARDS
1.	Alvin Haymond	10/6/1968 at Redskins	140
2.	**Darren Sproles**	**12/6/2015 at Patriots**	**115**
3.	Vai Sikahema	11/22/1992 at NY Giants	111
4.	Kenjon Barner	10/8/2017 vs. Cardinals	110
5.	Reno Mahe	12/5/2005 vs. Seahawks	108

MOST PUNT RETURNS, Game

	PLAYER	GAME	PR
1.	Larry Marshall	9/18/1977 vs. Buccaneers	9
2.	DeSean Jackson	9/7/2008 vs. Rams	8
	Evan Cooper	10/26/1986 vs. Chargers	8
	Vai Sikahema	12/13/1992 at Seahawks	8
5.	(7 times) last by Reno Mahe 12/5/2005 vs. Seahawks		7

BEST PUNT RETURN AVERAGE, Game (min. 3 punt returns)

	PLAYER	GAME	AVG.
1.	Kenjon Barner	10/8/2017 vs. Cardinals	36.7
2.	Brian Mitchell	11/25/2002 at 49ers	33.0
3.	**Darren Sproles**	**9/27/2015 at NY Jets**	**29.7**
4.	**Darren Sproles**	**9/18/2014 at 49ers**	**28.7**
5.	**Darren Sproles**	**11/10/2014 vs. Panthers**	**28.3**
	Clyde Scott	10/30/1949 at Steelers	28.3

MOST PUNT RETURNS, Career

	PLAYER	RETURNS
1.	Wally Henry	148
2.	DeSean Jackson	131
3.	Brian Mitchell	117
	John Sciarra	117
5.	Bill Bradley	111

MOST PUNT RETURN YARDS, Career

	PLAYER	YARDS
1.	Brian Mitchell	1,369
2.	DeSean Jackson	1,294
3.	**Darren Sproles**	**1,269**
4.	Wally Henry	1,231
5.	Larry Marshall	1,086

MOST PUNT RETURN TDs, Career

	PLAYER	TDS
1.	**Darren Sproles**	**4**
	DeSean Jackson	4
3.	Brian Westbrook	2
	Brian Mitchell	2
	Steve Van Buren	2

MOST PUNT RETURNS, Season

	PLAYER (YEAR)	RETURNS
1.	Wally Henry (1981)	54
2.	Rod Harris (1991)	53
3.	DeSean Jackson (2008)	50
4.	Brian Mitchell (2002)	46
	Larry Marshall (1977)	46

MOST PUNT RETURN YARDS, Season

	PLAYER (YEAR)	YARDS
1.	Brian Mitchell (2002)	567
2.	**Darren Sproles (2014)**	**506**
3.	Vai Sikahema (1992)	503
4.	Larry Marshall (1977)	489
5.	Brian Mitchell (2001)	467

MOST PUNT RETURN TDs, Season

	PLAYER (YEAR)	TDS
1.	**Darren Sproles (2015)**	**2**
	Darren Sproles (2014)	**2**
	DeSean Jackson (2009)	2
	Brian Westbrook (2003)	2

LONGEST PUNT RETURNS

PLAYER (GAME)	YARDS
1. Damaris Johnson (12/2/2012 at Cowboys)	98t
2. Darren Sproles (9/27/2015 at Jets)	**89t**
3. Vai Sikahema (11/22/1992 at Giants)	87t
4. DeSean Jackson (9/13/2009 at Panthers)	85t
5. Brian Westbrook (10/19/2003 at Giants)	84t
6. Darren Sproles (12/6/2015 at Patriots)	**83t**
7. Darren Sproles (9/28/2014 at 49ers)	**82t**
8. Brian Westbrook (12/21/2003 vs. 49ers)	81t
Tommy McDonald (10/4/1959 vs. Giants)	81t
10. Ernie Steele (10/25/1942 at Bears)	(lateral) 80t

ALL-TIME KICKOFF RETURNS

ALL-TIME LEADING KICKOFF RETURNERS (min. 25 returns)

	Player	Years	KOR	Yds	Avg	Lg	TDs
1.	Josh Huff	2014-16 (3)	42	1,165	27.74	107t	2
2.	Steve Van Buren	1944-51 (8)	76	2,030	26.71	98t	3
3.	Irv Cross	1961-69 (6)	28	745	26.61	74	0
4.	Timmy Brown	1960-67 (8)	169	4,483	26.53	105t	5
5.	Al Nelson	1965-73 (9)	101	2,625	25.99	78	0
6.	Wilbert Montgomery	1977-84 (8)	32	814	25.44	99t	1
7.	Quintin Demps	2008-09 (2)	58	1,469	25.33	100t	1
8.	Brian Mitchell	2000-02 (3)	131	3,311	25.27	94t	2
9.	Allen Rossum	1998-99 (2)	98	2,427	24.77	89t	1
10.	Billy Walik	1970-72 (3)	67	1,640	24.48	82	0
11.	Alvin Haymond	1968 (1)	28	677	24.18	98t	1

BEST KICKOFF RETURN AVERAGE, SEASON (min. 1.25 ret/gm)

	Player	Years	KOR	Yds	Avg	Lg	TDs
1.	Al Nelson	1972	25	728	29.12	78	0
2.	Steve Van Buren	1945	13	373	28.69	98t	1
3.	Timmy Brown	1963	33	945	28.64	100t	1
4.	Timmy Brown	1966	20	562	28.10	93t	2
5.	Timmy Brown	1961	29	811	27.97	105t	1
6.	Timmy Brown	1962	30	831	27.70	99t	1
7.	Hershel Walker	1994	21	581	27.67	94t	1
8.	Don Stevens	1952	16	433	27.06	51	0
9.	Brian Mitchell	2002	43	1,162	27.02	57	0
10.	Wilbert Montgomery	1977	23	619	26.91	99t	1

Led NFL Led Conference

TOP SINGLE-GAME KICKOFF RETURN PERFORMANCES

MOST KICKOFF RETURN YARDS, Game

	PLAYER	GAME	YARDS
1.	Derrick Witherspoon	11/24/1996 at Ari. Cardinals	253
2.	Timmy Brown	11/6/1966 vs. Cowboys	247
3.	Allen Rossum	11/14/1999 vs. Redskins	222
4.	Quintin Demps	11/9/2008 vs. Giants	220
5.	Duce Staley	11/30/1997 vs. Bengals	195

MOST KICKOFF RETURNS, Game

	PLAYER	GAME	KOR
1.	Quintin Demps	11/9/2008 vs. Giants	8
	Allen Rossum	11/21/1999 vs. Colts	8
	Derrick Witherspoon	11/24/1996 at Ari. Cardinals	8
4.	(5 times) last by Ellis Hobbs 9/20/2009 vs. Saints		7

BEST KICKOFF RETURN AVERAGE, Game (min. 3 kickoff returns)

	PLAYER	GAME	AVG
1.	Timmy Brown	9/22/1963 vs. Cardinals	59.0
2.	Alvin Haymond	9/22/1968 vs. NY Giants	51.0
3.	Timmy Brown	11/6/1966 vs. Cowboys	49.4
4.	Derrick Witherspoon	9/22/1996 at Falcons	48.0
5.	Allen Rossum	11/14/1999 vs. Redskins	44.4

MOST KICKOFF RETURNS FOR A TD, Game

	PLAYER	GAME	TDs
1.	Timmy Brown	11/6/1966, 93 & 90 yards vs. Cowboys	2*

* NFL Record

MOST KICKOFF RETURNS, Career

	PLAYER	RETURNS
1.	Timmy Brown	169
2.	Brian Mitchell	131
3.	Al Nelson	101
4.	Allen Rossum	98
5.	Larry Marshall	88

MOST KICKOFF RETURN YARDS, Career

	PLAYER	YARDS
1.	Timmy Brown	4,483
2.	Brian Mitchell	3,311
3.	Al Nelson	2,625
4.	Allen Rossum	2,427
5.	Larry Marshall	2,075

MOST KICKOFF RETURN TDs, Career

	PLAYER	TDS
1.	Timmy Brown	5
2.	Derrick Witherspoon	3
	Steve Van Buren	3
4.	Josh Huff	2
	Brian Mitchell	2

MOST KICKOFF RETURNS, Season

	PLAYER (YEAR)	RETURNS
1.	Allen Rossum (1999)	54
2.	Derrick Witherspoon (1996)	53
3.	Quintin Demps (2008)	52
4.	Herman Hunter (1985)	48
5.	Brian Mitchell (2000)	47
	Duce Staley (1997)	47

MOST KICKOFF RETURN YARDS, Season

	PLAYER (YEAR)	YARDS
1.	Allen Rossum (1999)	1,347
2.	Quintin Demps (2008)	1,314
3.	Derrick Witherspoon (1996)	1,271
4.	Brian Mitchell (2002)	1,162
5.	Duce Staley (1997)	1,139

MOST KICKOFF RETURN TDs, Season

	PLAYER (YEAR)	TDS
1.	Derrick Witherspoon (1996)	2

LONGEST KICKOFF RETURNS

	PLAYER (GAME)	YARDS
1.	Josh Huff (11/23/2014 vs. Titans)	107t
2.	Timmy Brown (9/17/1961 vs. Browns)	105t
3.	Russ Craft (10/7/1950 vs. LA Rams)	103t
4.	Chris Polk (9/21/2014 vs. Redskins)	102t
5.	Quintin Demps (11/23/2008 at Ravens)	100t
	Timmy Brown (9/22/1963 vs. StL. Cardinals)	100t
	Dave Smukler (11/13/1938 at Brooklyn Dodgers)	100t

STARTING QUARTERBACK RECORDS

Year	Quarterbacks (Record as a starter)
1956	Bobby Thomason (3-5-1), Adrian Burk (0-3)
1957	Thomason (2-5), Sonny Jurgensen (2-3)
1958	Norm Van Brocklin (2-9-1)
1959	Van Brocklin (7-5)
1960	Van Brocklin (10-2)
1961	Jurgensen (10-4)
1962	Jurgensen (3-9-1), King Hill (0-1)
1963	Jurgensen (2-6-1), Hill (0-4-1)
1964	Norm Snead (4-6), Hill (1-1), Jack Concannon (1-1)
1965	Snead (4-5), Hill (1-4)
1966	Snead (5-5), Hill (2-0), Concannon (2-0)
1967	Snead (6-7-1)
1968	Snead (2-9), Hill (0-2), John Huarte (0-1)
1969	Snead (4-8-1), George Mira (0-1)
1970	Snead (3-9-1), Rick Arrington (0-1)
1971	Pete Liske (5-5), Arrington (1-2-1)
1972	John Reaves (0-7), Liske (2-4-1)
1973	Roman Gabriel (5-8-1)
1974	Gabriel (4-7), Mike Boryla (3-0)
1975	Gabriel (2-7), Boryla (2-3)
1976	Boryla (3-7), Gabriel (1-3)
1977	Ron Jaworski (5-9)
1978	Jaworski (9-7)
1979	Jaworski (11-5)
1980	Jaworski (12-4)
1981	Jaworski (10-6)
1982	Jaworski (3-6)
1983	Jaworski (5-11)
1984	Jaworski (5-7-1), Joe Pisarcik (1-2)
1985	Jaworski (6-6), Randall Cunningham (1-3)
1986	Jaworski (3-6), Cunningham (1-3-1), Matt Cavanaugh (1-1)
1987	Cunningham (7-5), Scott Tinsley (0-3)
1988	Cunningham (10-6)
1989	Cunningham (11-5)
1990	Cunningham (10-6)
1991	Jim McMahon (8-3), Cunningham (1-0), Jeff Kemp (1-1), Brad Goebel (0-2)
1992	Cunningham (10-5), McMahon (1-0)
1993	Bubby Brister (4-4), Cunningham (4-0), Ken O'Brien (0-4)
1994	Cunningham (7-7), Brister (0-2)
1995	Rodney Peete (9-3), Cunningham (1-3)
1996	Ty Detmer (7-4), Peete (3-2)
1997	T. Detmer (2-5), Bobby Hoying (2-3-1), Peete (2-1)
1998	Hoying (1-6), Koy Detmer (1-4), Peete (1-3)
1999	Doug Pederson (2-7), Donovan McNabb (2-4),K.Detmer (1-0)
2000	McNabb (11-5)
2001	McNabb (11-5)
2002	McNabb (7-3), A.J. Feeley (4-1), K.Detmer (1-0)
2003	McNabb (12-4)
2004	McNabb (13-2), K.Detmer (0-1)
2005	McNabb (4-5), Mike McMahon (2-5)
2006	McNabb (5-5), Jeff Garcia (5-1)
2007	McNabb (8-6), Feeley (0-2)
2008	McNabb (9-6-1)
2009	McNabb (10-4), Kevin Kolb (1-1)
2010	Vick (8-3), Kolb (2-3)
2011	Vick (7-6), Vince Young (1-2)
2012	Vick (3-7), **Nick Foles (1-5)**
2013	Vick (2-4), **Foles (8-2)**
2014	**Foles (6-2)**, Mark Sanchez (4-4)
2015	Sam Bradford (7-7), Sanchez (0-2)
2016	**Carson Wentz (7-9)**
2017	**Wentz (11-2), Foles (2-1)**
2018	**Wentz (5-6), Foles (4-1)**

NFL RECORDS HELD BY AN EAGLE

Most Touchdown Passes, Game

7 Nick Foles (11/3/2013 at Raiders) and Adrian Burk (10/17/1954 at Redskins); tied with Sid Luckman, Bears (1943); George Blanda, Hou. Oilers (1961); Y.A. Tittle, Giants (1962); Joe Kapp, Vikings (1969); Peyton Manning, Broncos (2013) and Drew Brees, Saints (2015)

Consecutive Completions

25 Nick Foles (12/30/2018 at Redskins); tied with Philip Rivers (25 vs. Cardinals, 11/25/2018) and Ryan Tannehill (7 at Titans, 10/18/2015 and 18 vs. Texans, 10/25/2015)

Longest Touchdown Pass

99 Ron Jaworski to Mike Quick, (11/10/1985 vs. Falcons) (OT); tied with many others

Most Interception Returns for TDs, Season

4 Eric Allen, 1993; tied with Jim Kearney, Chiefs (1972) and Ken Houston, Oilers (1971)

Most Interceptions, Game

4 Russ Craft (9/24/1950 at Cardinals); tied with 17 others

Most Kickoff Return TDs, Game

2 Timmy Brown (11/6/1966 vs. Cowboys), 93 and 90 yards; tied with Travis Williams, Packers (1967); Ron Brown, LA Rams (1985); Tyrone Hughes, Saints (1994); Chad Morton, Jets (2002); Devin Hester, Bears (2006); Andre Davis, Texans (2007); and Josh Cribbs, Browns (2009)

Most 50-Plus-Yard Touchdowns, Season

8 DeSean Jackson (2009); tied with Elroy "Crazy Legs" Hirsch, LA Rams (1951) and Devin Hester, Bears (2007)

ALL-TIME ROOKIE RECORDS

PASSING

MOST ATTEMPTS, Season

1.	**Carson Wentz, 2016**	**607**
2.	**Nick Foles, 2012**	**265**
3.	John Reaves, 1972	224
4.	Donovan McNabb, 1999	216
5.	Davey O'Brien, 1939	201
6.	Mike Boryla, 1974	102
7.	Foster Watkins, 1940	85
8.	Randall Cunningham, 1985	81
9.	Rick Arrington, 1970	73
	Red Kirkman, 1933	73

MOST COMPLETIONS, Season

1.	**Carson Wentz, 2016**	**379**
2.	**Nick Foles, 2012**	**161**
3.	John Reaves, 1972	108
4.	Donovan McNabb, 1999	106
5.	Davey O'Brien, 1939	99
6.	Mike Boryla, 1974	60
7.	Rick Arrington, 1970	37
8.	Randall Cunningham, 1985	34
9.	Sonny Jurgensen, 1957	33
10.	Matt Barkley, 2013	30
	Brad Goebel, 1991	30

MOST YARDS, Season

1.	**Carson Wentz, 2016**	**3,782**
2.	**Nick Foles, 2012**	**1,699**
3.	John Reaves, 1972	1,508
4.	Davey O'Brien, 1939	1,324
5.	Donovan McNabb, 1999	948
6.	Mike Boryla,1974	580
7.	Foster Watkins, 1940	565
8.	Randall Cunningham, 1985	548
9.	Sonny Jurgensen, 1957	470
10.	Red Kirkman, 1933	354

MOST TD PASSES, Season

1.	**Carson Wentz, 2016**	**16**
2.	Donovan McNabb, 1999	8
3.	John Reaves, 1972	7
4.	**Nick Foles, 2012**	**6**
	Davey O'Brien, 1939	6
6.	Mike Boryla, 1974	5
	Sonny Jurgensen, 1957	5

BEST COMP. PCT., SEASON (min. 75 atts.)

1.	**Carson Wentz, 2016**	**62.4**
2.	**Nick Foles, 2012**	**60.8**
3.	Mike Boryla, 1974	58.8
4.	Davey O'Brien, 1939	49.3
5.	Donovan McNabb, 1999	49.1

BEST QB RATING, SEASON (min. 75 atts.)

1.	**Carson Wentz, 2016**	**79.3**
2.	**Nick Foles, 2012**	**79.1**
3.	Mike Boryla, 1974	78.9
4.	Donovan McNabb, 1999	60.1
5.	John Reaves, 1972	58.4

RUSHING

MOST ATTEMPTS, Season

1.	Po James (FB), 1972	182
2.	Keith Byars (FB), 1986	177
3.	Lee Bouggess (FB), 1970	159
4.	LeSean McCoy, 2009	155
5.	Billy Barnes, 1957	143
6.	James Joseph, 1991	135
7.	Correll Buckhalter, 2001	129
8.	Clarence Peaks, 1957	125
9.	Mike Hogan, 1976	123
10.	Leroy Keys, 1969	121

MOST YARDS, Season

1.	LeSean McCoy, 2009	637
2.	Correll Buckhalter, 2001	586
3.	Keith Byars (FB) 1986	577
4.	Po James (FB), 1972	565
5.	Bryce Brown, 2012	564
6.	Mike Hogan (FB), 1976	561
7.	Billy Barnes, 1957	529
8.	**Josh Adams, 2018**	**511**
9.	Clarence Peaks, 1957	495
10.	Steve Van Buren, 1944	444

MOST TOUCHDOWNS, Season

1.	Steve Van Buren, 1944	5
	Don Johnson, 1953	5
3.	**Corey Clement**	**4**
	Bryce Brown, 2012	4
	LeSean McCoy, 2009	4
	Ken Keller, 1956	4
	Mel Bleeker, 1944	4
	Jim Castiglia (FB), 1941	4
9.	**Josh Adams, 2018**	**3**
	Ryan Moats, 2005	3
	Charlie Garner, 1994	3
	Many others	3

RECEIVING

MOST RECEPTIONS, Season

1.	Keith Jackson (TE), 1988	81
2.	**Jordan Matthews, 2014**	**67**
3.	DeSean Jackson, 2008	62
4.	Don Looney (E), 1940	58
5.	Jeremy Maclin, 2009	56
6.	Charle Young (TE), 1973	55
7.	Lee Bouggess (RB), 1970	50
8.	Reggie Brown, 2005	43
9.	Victor Bailey, 1993	41
	Junior Tautalasati (RB), 1986	41

MOST YARDS, Season

1.	DeSean Jackson, 2008	912
2.	**Jordan Matthews, 2014**	**872**
3.	Keith Jackson (TE), 1988	869
4.	Charle Young (TE), 1973	854
5.	Jeremy Maclin, 2009	773
6.	Fred Barnett, 1990	721
7.	Don Looney (E), 1940	707
8.	Calvin Williams, 1990	602
9.	Reggie Brown, 2005	571
10.	Victor Bailey, 1993	545

RECEIVING (Cont.)

MOST TOUCHDOWNS, Season

1.	Calvin Williams, 1990	9
2.	**Jordan Matthews, 2014**	**8**
	Fred Barnett, 1990	8
	Bobby Walston (E), 1951	8
5.	Pete Pihos (E), 1947	7
6.	Keith Jackson (TE), 1988	6
	Charle Young (TE), 1973	6
8.	Hal Giancanelli (B), 1953	5
9.	**Zach Ertz (TE), 2013**	**4**
	Dallas Goedert (TE), 2018	**4**
	Jeremy Maclin (WR), 2009	4
	Many others	4

TOTAL OFFENSE

MOST SCRIMMAGE YARDS, Season

1.	DeSean Jackson (WR), 2008	1,008
2.	LeSean McCoy (RB), 2009	945
3.	Charle Young (TE), 1973	878
4.	**Jordan Matthews (WR), 2014**	**872**
5.	Keith Jackson (TE), 1988	869
6.	Lee Bouggess (RB), 1970	802
7.	Jeremy Maclin (WR), 2009	766
8.	Billy Barnes (RB), 1957	741
9.	Fred Barnett (WR), 1990	734
10.	Po James (FB), 1972	721

MOST TOUCHDOWNS, Season

1.	Calvin Williams (WR), 1990	9
2.	**Jordan Matthews (WR), 2014**	**8**
	Fred Barnett (WR), 1990	8
	Bobby Walston (E), 1951	8
	Pete Pihos (E), 1947	8
	Mel Bleeker (RB), 1944	8
7.	Charle Young (TE), 1973	7
	Don Johnson (RB), 1953	7
	Steve Van Buren (RB), 1944	7
10.	**Corey Clement (RB), 2017**	**6**
	Keith Jackson (TE), 1988	6
	Hal Giancanelli (B), 1953	6

ALL-TIME ROOKIE RECORDS

SACKS (since 1982)

MOST SACKS, Season

1.	Corey Simon (DT), 2000	9.5
2.	Derrick Burgess (DE), 2001	6.0
3.	**Fletcher Cox (DT), 2012**	**5.5**
	Mike Mamula (DE), 1995	5.5
5.	**Derek Barnett (DE), 2017**	**5.0**
	Trent Cole (DE), 2005	5.0
7.	Jerome Brown (DT), 1987	4.0
8.	Mike Patterson (DT), 2005	3.5
9.	**Brandon Graham (DE), 2010**	**3.0**
10.	**Destiny Vaeao (DT), 2016**	**2.0**
	Five others	2.0

INTERCEPTIONS (since 1940)

MOST INTERCEPTIONS, Season

1.	Tom Brookshier (DB), 1953	8
	Bibbles Bawel (B), 1952	8
3.	Herman Edwards (DB), 1977	6
4.	Eric Allen (DB), 1988	5
	Randy Logan (S), 1973	5
	Jerry Norton (DB), 1954	5
	Steve Van Buren (B), 1944	5
8.	Roynell Young (CB), 1980	4
	Brenard Wilson (S), 1979	4
10.	Nate Allen (S), 2010, others with	3

PUNT RETURNS

MOST PUNT RETURNS, Season

1.	DeSean Jackson, 2008	50
2.	Evan Cooper, 1984	40
3.	Bibbles Bawel, 1952	34
4.	Bill Bradley, 1969	28
5.	Damaris Johnson, 2012	26
	Tommy McDonald, 1957	26
7.	Allen Rossum, 1998	22
8.	Jerry Norton, 1954	21
9.	Bobby Morse, 1987	20
	Billy Walik, 1970	20

MOST PUNT RETURN YARDS, Season

1.	DeSean Jackson, 2008	440
2.	Damaris Johnson, 2012	291
3.	Bibbles Bawel, 1952	261
4.	Evan Cooper, 1984	250
5.	Steve Van Buren, 1944	230
6.	Dexter Wynn, 2004	194
7.	Allen Rossum, 1998	187
8.	Ernie Steele, 1942	184
9.	Bill Bradley, 1969	181
10.	Don Stevens, 1952	172

BEST PUNT RETURN AVERAGE, Season

1.	Pat McHugh, 1947, 10 returns	15.69
2.	Steve Van Buren, 1944, 15	15.33
3.	Damaris Johnson, 2012, 22	11.19
4.	Dexter Wynn, 2004, 18	10.78
5.	Don Stevens, 1952, 16	10.75
6.	Jorrick Calvin, 2010, 12	10.42
7.	Ken Keller, 1956, 15	9.73
	Bosh Pritchard, 1942, 11	9.73
9.	DeSean Jackson, 2008, 50	8.80
10.	Allen Rossum, 1998, 22	8.50
11.	Art Powell, 1959, 15	8.27

minimum 10 returns, since 1941

KICKOFF RETURNS

MOST KICKOFF RETURNS, Season

1.	Quintin Demps, 2008	52
2.	Herman Hunter, 1985	48
3.	Duce Staley, 1997	47
4.	Brandon Boykin, 2012	45
5.	Allen Rossum, 1998	44
6.	J.R. Reed, 2004	33
7.	Jorrick Calvin, 2010	32
	Billy Walik, 1970	32
9.	Dion Lewis, 2011	31
10.	Ted Dean, 1960	26
	Al Nelson, 1965	26

MOST KICKOFF RETURN YARDS, Season

1.	Quintin Demps, 2008	1,314
2.	Duce Staley, 1997	1,139
3.	Allen Rossum, 1998	1,080
4.	Herman Hunter, 1985	1,047
5.	Brandon Boykin, 2012	1,037
6.	Billy Walik, 1970	805
7.	J.R. Reed, 2004	761
8.	Jorrick Calvin, 2010	692
9.	Al Nelson, 1965	683
10.	Dion Lewis, 2011	669

BEST KICKOFF RETURN AVG, Season

1.	Josh Huff, 2014, 14 returns	29.64
2.	Tommy McDonald, 1957, 11	27.64
3.	Israel Lang, 1964, 13	27.08
4.	Art Powell, 1959, 14	27.07
5.	Don Stevens, 1952, 16	27.06
6.	Wilbert Montgomery, 1977, 23	26.91
7.	Al Nelson, 1965, 26	26.27
8.	Quintin Demps, 2008, 52	25.27
9.	Billy Walik, 1970, 32	25.16
10.	Allen Rossum, 1998, 44	24.55

minimum 10 returns, since 1941

KICKING

MOST FIELD GOALS MADE, Season

1.	Cody Parkey, 2014	32
2.	Paul McFadden, 1984	30
3.	**Jake Elliott, 2017**	**26**
4.	Alex Henery, 2011	24
5.	Tony Franklin, 1979	23

MOST FIELD GOAL ATTEMPTS, Season

1.	Paul McFadden, 1984	37
2.	Cody Parkey, 2014	36
3.	**Jake Elliott, 2017**	**31**
	Tony Franklin, 1979	31
5.	Alex Henery, 2011	27

BEST FIELD GOAL PERCENTAGE, Season

1.	Cody Parkey, 2014, 32-36	88.9
	Alex Henery, 2011, 24-27	88.9
3.	**Jake Elliott, 2017, 26-31**	**83.7**
4.	Paul McFadden, 1984, 30-37	81.1
5.	Tony Franklin, 1979, 23-31	74.2

MOST KICKING POINTS, Season

1.	Cody Parkey, 2014	150
2.	Alex Henery, 2011	118
3.	Paul McFadden, 1984	116
4.	**Jake Elliott, 2017**	**110**
5.	Tony Franklin, 1979	105

PUNTING

MOST PUNTS, Season

1.	John Teltschik, 1986	108
2.	Tom Hutton, 1995	85
3.	Merritt Kersey, 1974	82
4.	Max Runager, 1979	74
	Bill Bradley, 1969	74

MOST PUNTING YARDS, Season

1.	John Teltschik, 1986	4,493
2.	Tom Hutton, 1995	3,682
3.	Sav Rocca, 2007	3,066
4.	Merritt Kersey, 1974	2,959
5.	Bill Bradley, 1969	2,942

BEST GROSS PUNTING AVERAGE, Season

1.	Tom Hutton, 1995, 85	43.32
2.	Chas Henry, 2011, 66	42.88
3.	Sav Rocca, 2007, 73	42.00
4.	John Teltschik, 1986, 108	41.60
5.	Bill Bradley, 1969, 74	39.76

SUPERLATIVE ROOKIE PERFORMANCES

100-YARD RUSHING PERFORMANCES, ROOKIES

	PLAYER (GAME)	DATE	YDS (ATT-LG-TD)
1.	Bryce Brown vs. Panthers (L)	11/26/2012	178 (19-65t-2)
2.	Bryce Brown at Cowboys (L)	12/2/2012	169 (24-39-2)
3.	Correll Buckhalter vs. Cardinals (L)	10/7/2001	134 (21-37-0)
4.	Steve Van Buren at Bk. Tigers (W)	11/5/1944	129 (12-70t-2)
5.	Keith Byars vs. StL Cardinals (T) OT	12/7/1986	127 (24-32-0)
6.	Charlie Garner vs. Redskins (W)	10/9/1994	122 (28-12-0)
7.	Don Johnson at Giants (L)	11/29/1953	121 (13-63t-1)
8.	Ryan Moats vs. Giants (L) OT	12/11/2005	114 (11-40t-2)
9.	Charlie Garner at 49ers (W)	10/2/1994	111 (16-28t-2)
10.	Toy Ledbetter at Bal. Colts (W)	10/15/1950	107 (23-14-1)
11.	Mike Hogan vs. Seahawks (W)	12/12/1976	104 (19-18-0)
	Bosh Pritchard at Bk. Dodgers (W)	11/15/1942	104 (14-26-0)
13.	Wilbert Montgomery vs. Jets (W)	12/18/1977	103 (22-27-2)
14.	Mike Hogan vs. Redskins (L) OT	9/27/1976	100 (22-32-0)
	Don Johnson vs. Bal.Colts (W)	11/15/1953	100 (11-66t-2)

100-YARD RECEIVING PERFORMANCES, ROOKIES

	PLAYER (GAME)	DATE	YDS (REC, TD)
1.	Don Looney at Redskins (L)	12/1/1940	180 (14, 0)
2.	Hank Baskett vs. Falcons (W)	12/31/2006	177 (7, 1)
3.	Jeremy Maclin at Cowboys (L)	1/9/2010 - NFC-WC	146 (7,1)
4.	Jeremy Maclin vs. Buccaneers (W)	10/11/2009	142 (6,2)
	Keith Jackson at Bears (L)	12/31/1988 - NFC-D	142 (7,0)
6.	**Jordan Matthews vs. Panthers (W)**	**11/10/2014**	**138 (7, 2)**
7.	Don Looney at Cle. Rams (L)	9/22/1940	129 (8, 2)
8.	Clyde Scott at Redskins (W)	11/13/1949	127 (4,1)
9.	Herman Hunter vs. LA Rams (W)	10/13/1985	120 (6,1)
10.	Fred Meyer at Redskins (L)	11/1/1942	119 (4, 0)
11.	Bobby Walston at Giants (L)	10/21/1951	118 (6, 2)
12.	Don Looney at Packers (L)	9/15/1940	115 (8, 1)
13.	Fred Barnett vs. Vikings (W)	10/15/1990	114 (4, 1)
14.	Charle Young (TE) at Cowboys (L)	11/18/1973	113 (4, 1)
15.	Hank Baskett vs. Cowboys (W)	10/8/2006	112 (3, 1)
	Fred Barnett at Bills (L)	12/2/1990	112 (2, 1)
	Charle Young (TE) at 49ers (L)	12/2/1973	112 (6, 1)
18.	DeSean Jackson at Cowboys (L)	9/15/2008	110 (6, 0)
19.	Fred Barnett vs. Packers (W)	12/16/1990	108 (5, 0)
	Charle Young (TE) vs. Patriots (W)	11/4/1973	108 (8, 2)
	Pete Pihos vs. Packers (W)	12/14/1947	108 (4, 1)
22.	**Jordan Matthews at Packers (L)**	**11/16/2014**	**107 (5, 1)**
23.	DeSean Jackson vs. Rams (W)	9/7/2008	106 (6, 0)
24.	**Jordan Matthews at Giants (W)**	**12/28/2014**	**105 (8, 1)**
25.	Charle Young (TE) at Redskins (L)	12/16/1973	104 (5, 1)
26.	**Corey Clement vs. Patriots (W)**	**2/4/2018 - SB LII**	**100 (4,1)**

LONGEST RUSHING TDs, ROOKIES

	PLAYER (GAME)	YARDS
1.	Herman Hunter (11/24/1985 at Cowboys)	74t
2.	John Brewer (10/4/1952 vs. Giants)	71t
3.	Steve Van Buren (11/5/1944 at Brooklyn Tigers)	70t
	John Kusko (11/22/1936 vs. Bears)	70t
5.	LeSean McCoy (11/1/2009 vs. Giants)	66t
	Don Johnson (11/15/1953 vs. Baltimore Colts)	66t
7.	Bryce Brown (12/26/2012 vs. Panthers)	65t
8.	Don Johnson (11/29/1953 at Giants)	63t
9.	Ryan Moats (12/18/2005 at Rams)	59t
10.	Ken Keller (10/14/1956 at Steelers)	51t

LONGEST KICKOFF RETURNS, ROOKIES

	PLAYER	DATE	YARDS
1.	Josh Huff vs. Titans (W)	11/23/2014	107t
2.	Quintin Demps at Ravens (L)	11/23/2008	100t
3.	Wilbert Montgomery vs. Giants (W)	12/11/1977	99t
4.	Steve Van Buren vs. Giants (T)	11/12/1944	97t
	Bosh Pritchard at Redskins (L)	11/1/1942	97t
6.	Art Powell vs. Giants (W)	10/4/1959	95
7.	Andre Waters vs. Redskins (W)	11/18/1984	89t
8.	**Wendell Smallwood at Redskins (L)**	**10/16/2016**	**86t**
9.	Billy Walik at Packers (L)	10/25/1970	82
10.	Jim Castiglia vs. Redskins (L)	10/19/1941	72

LONGEST PUNT RETURNS, ROOKIES

	PLAYER	DATE	YARDS
1.	Damaris Johnson at Cowboys (L)	12/2/2012	98t
2.	Clyde Scott at Steelers (W)	10/30/1949	70t
3.	Pat McHugh at Boston Yanks (L)	11/23/1947	69t
4.	DeSean Jackson vs. Redskins (L)	10/5/2008	68t
5.	Bob Shann vs. Lions (L)	12/19/1965	63t
6.	Ernie Steele at NY Giants (L)	10/11/1942	62
7.	DeSean Jackson vs. Rams (W)	9/7/2008	60
8.	Art Powell vs. Steelers (W)	10/11/1959	58t
9.	Don Stevens vs. Redskins (W)	11/9/1952	56t
10.	Steve Van Buren vs. Boston Yanks (W)	10/22/1944	55t

TOP PASSING PERFORMANCES, ROOKIES

	PLAYER (GAME)	YARDS
1.	**Nick Foles (12/9/2012 at Buccaneers)**	**381**
2.	**Carson Wentz (11/6/2016 at Giants)**	**364**
3.	**Nick Foles (12/23/2012 vs. Redskins)**	**345**
4.	**Carson Wentz (12/11/2016 vs. Redskins)**	**314**
5.	**Carson Wentz (12/4/2016 at Bengals)**	**308**
6.	**Carson Wentz (9/25/2016 vs. Steelers)**	**301**
7.	Davey O'Brien (11/12/1939 vs. Packers)	289
8.	**Carson Wentz (9/11/2016 vs. Browns) - first start**	**278**

	PLAYER (GAME)	COMPLETIONS
1.	**Carson Wentz (12/4/2016 at Bengals)**	**36**
2.	**Carson Wentz (12/11/2016 vs. Redskins)**	**32**
	Carson Wentz (10/30/2016 at Cowboys)	**32**
	Nick Foles (12/23/2012 vs. Redskins)	**32**
	Nick Foles (12/9/2012 at Buccaneers)	**32**

	PLAYER (GAME)	TOUCHDOWNS
1.	Donovan McNabb (1/2/2000 vs. StL Rams)	3
	Sonny Jurgensen (11/24/1957 vs. Redskins)	3
3.	many times	2

LONGEST RECEIVING TDs, ROOKIES

	PLAYER (GAME)	YARDS
1.	Fred Barnett (12/2/1990 at Bills)	95t
2.	Hank Baskett (12/31/2006 vs. Falcons)	89t
3.	Hank Baskett (10/8/2006 vs. Cowboys)	87t
4.	Kenny Jackson (10/21/1984 vs. NY Giants)	83t
5.	Charle Young (11/18/1973 at Cowboys)	80t
6.	Mel Bleeker (10/22/1944 vs. Boston Yanks)	75t
7.	Glen Young (11/6/1983 vs. Cowboys)	71t
8.	Clyde Scott (11/13/1949 at Redskins)	70t

ALL-TIME 300-YARD PASSING GAMES

Date	Player/Opponent/Result	Att-Cmp-Yd-TD-INT
12/23/18	**Nick Foles vs. Texans (W)**	**49-35-471-4-1**
12/3/18	**Carson Wentz vs. Redskins (W)**	**39-27-306-2-1**
11/11/18	**Carson Wentz vs. Cowboys (L)**	**44-32-369-2-1**
10/21/18	**Carson Wentz vs. Panthers (L)**	**37-30-310-2-0**
10/7/18	**Carson Wentz vs. Vikings (L)**	**35-24-311-2-0**
9/30/18	**Carson Wentz at Titans (L)**	**50-33-348-2-0**
9/16/18	**Nick Foles at Buccaneers (L)**	**48-35-334-1-0**
2/4/18	**Nick Foles vs. Patriots (W)**	**43-28-373-3-1**
1/21/18	**Nick Foles vs. Vikings (W)**	**33-26-352-3-0**
12/3/17	**Carson Wentz at Seahawks (L)**	**45-29-348-1-1**
10/8/17	**Carson Wentz vs. Cardinals (W)**	**30-21-304-4-1**
9/17/17	**Carson Wentz at Chiefs (L)**	**46-25-333-2-1**
9/10/17	**Carson Wentz at Redskins (W)**	**39-26-307-2-1**
12/11/16	**Carson Wentz* vs. Redskins (L)**	**46-32-314-1-1**
12/4/16	**Carson Wentz* at Bengals (L)**	**60-36-308-1-3**
11/6/16	**Carson Wentz* at Giants (L)**	**47-27-364-0-2**
9/25/16	**Carson Wentz* vs. Steelers (W)**	**31-23-301-2-0**
1/3/16	Sam Bradford at Giants (W)	38-30-320-2-1
12/26/15	Sam Bradford vs. Redskins (L)	56-37-380-1-0
12/20/15	Sam Bradford vs. Cardinals (L)	41-28-361-2-2
10/11/15	Sam Bradford vs. Saints (W)	45-32-333-2-2
9/14/15	Sam Bradford at Falcons (L)	52-36-336-1-2
12/20/14	Mark Sanchez at Redskins (L)	50-37-374-2-1
11/23/14	Mark Sanchez vs. Titans (W)	43-30-307-1-2
11/16/14	Mark Sanchez at Packers (L)	44-26-346-2-2
11/10/14	Mark Sanchez vs. Panthers (W)	37-20-332-2-0
10/26/14	**Nick Foles at Cardinals (L)**	**62-36-411-2-2**
9/21/14	**Nick Foles vs. Redskins (W)**	**41-27-325-3-0**
9/15/14	**Nick Foles at Colts (W)**	**37-21-331-1-1**
9/7/14	**Nick Foles vs. Jaguars (W)**	**45-27-322-2-1**
12/15/13	**Nick Foles at Vikings (L)**	**48-30-428-3-1**
11/3/13	**Nick Foles at Raiders (W)**	**28-22-406-7-0**
9/15/13	Michael Vick vs. Chargers (L)	36-23-428-2-0
12/23/12	**Nick Foles* vs. Redskins (L)**	**48-32-345-1-1**
12/9/12	**Nick Foles* at Buccaneers (W)**	**51-32-381-2-0**
10/14/12	Michael Vick vs. Lions (L)	46-28-311-2-2
9/16/12	Michael Vick vs. Ravens (W)	32-23-371-1-2
9/9/12	Michael Vick at Browns (W)	56-29-317-2-4
1/1/12	Michael Vick vs. Redskins (W)	39-24-335-3-1
11/27/11	Vince Young vs. Patriots (L)	48-26-400-1-1
10/9/11	Michael Vick at Bills (L)	40-26-315-2-4
10/2/11	Michael Vick vs. 49ers (L)	46-30-416-2-1
12/2/10	Michael Vick vs. Texans (W)	33-22-302-2-1
11/28/10	Michael Vick at Bears (L)	44-29-333-2-1
11/15/10	Michael Vick at Redskins (W)	28-20-333-4-0
10/17/10	Kevin Kolb vs. Falcons (W)	29-23-326-3-1
12/27/09	Donovan McNabb vs. Broncos (W)	35-20-322-3-1
12/20/09	Donovan McNabb vs. 49ers (W)	36-21-306-1-2
11/15/09	Donovan McNabb at Chargers (L)	55-35-450-2-1
9/27/09	Kevin Kolb vs. Chiefs (W)	34-24-327-2-0
9/20/09	Kevin Kolb vs. Saints (L)	51-31-391-2-3
1/18/09	Donovan McNabb at Cardinals (L)	47-28-375-3-1
1/4/09	Donovan McNabb at Vikings (W)	34-23-300-1-1
11/16/08	Donovan NcNabb at Bengals (T) OT	58-28-339-1-3
11/2/08	Donovan McNabb at Seahawks (W)	43-28-349-2-1
9/7/08	Donovan McNabb vs. Rams (W)	33-21-361-3-0
12/30/07	Donovan McNabb vs. Bills (W)	41-29-345-1-1
11/25/07	A.J. Feeley at Patriots (L)	42-27-345-3-3
10/28/07	Donovan McNabb at Vikings (W)	36-23-333-1-0
9/23/07	Donovan McNabb vs. Lions (W)	26-21-381-4-0
12/31/06	A.J. Feeley vs. Falcons (W)	33-22-321-3-0
12/4/06	Jeff Garcia vs. Panthers (W)	39-21-312-3-0
10/22/06	Donovan McNabb at Buccaneers (L)	35-22-302-3-3
10/8/06	Donovan McNabb vs. Cowboys (W)	33-18-354-2-0
9/17/06	Donovan McNabb vs. Giants (L) OT	45-27-350-2-0
9/10/06	Donovan McNabb at Texans (W)	35-24-314-3-1
11/6/05	Donovan McNabb at Redskins (L)	35-22-304-1-1
10/2/05	Donovan McNabb at Chiefs (W)	48-33-369-3-1
9/25/05	Donovan McNabb vs. Raiders (W)	52-30-365-2-1
9/18/05	Donovan McNabb vs. 49ers (W)	29-23-342-5-0
2/6/05	Donovan McNabb vs. Patriots (L)	51-30-357-3-3
12/5/04	Donovan McNabb vs. Packers (W)	43-32-464-5-0
11/15/04	Donovan McNabb at Cowboys (W)	27-15-345-4-0
10/24/04	Donovan McNabb at Browns (W) OT	43-28-376-4-1
9/26/04	Donovan McNabb at Lions (W)	42-29-356-2-0
9/12/04	Donovan McNabb vs. Giants (W)	36-26-330-4-0
11/16/03	Donovan McNabb vs. Giants (W)	30-24-314-2-0
11/2/03	Donovan McNabb at Falcons (W)	33-21-312-1-0
9/9/01	Donovan McNabb vs. Rams (L)	48-32-312-2-1
12/10/00	Donovan McNabb at Browns (W)	36-23-390-4-0
10/1/00	Donovan McNabb vs. Falcons (W)	44-30-311-2-1
11/30/97	Bobby Hoying vs. Bengals (W)	42-26-313-4-1
11/24/96	Ty Detmer at Cardinals (L)	38-21-322-0-1
11/10/96	Ty Detmer vs. Bills (L)	44-26-315-2-1
10/27/96	Ty Detmer vs. Panthers (W)	38-23-342-1-1
12/24/94	Bubby Brister at Bengals (L)	37-26-325-1-0
12/4/94	R. Cunningham vs. Cowboys (L)	46-29-327-2-1
10/24/94	R. Cunningham vs. Oilers (W)	24-13-310-2-1
9/12/94	R. Cunningham vs. Bears (W)	36-24-311-3-0
9/4/94	R. Cunningham at Giants (L)	39-20-344-2-0
1/3/94	Bubby Brister at 49ers (W) OT	43-26-350-3-1
9/19/93	R. Cunningham vs. Redskins (W)	39-25-360-3-2
12/13/92	R. Cunningham at Seahawks (W) OT	44-27-365-0-1
11/10/91	Jim McMahon at Browns (W)	43-26-341-3-1
12/18/89	R. Cunningham at Saints (L)	39-19-306-2-2
10/2/89	R. Cunningham at Bears (L)	62-32-401-1-4
9/17/89	R. Cunningham at Redskins (W)	46-34-447-5-1
12/31/88	R. Cunningham at Bears (L)	54-27-407-0-3
11/6/88	R. Cunningham vs. Rams (W)	39-22-323-3-0
10/10/88	R. Cunningham vs. Giants (W)	41-31-369-3-0
11/29/87	R. Cunningham at Patriots (W) OT	31-18-314-2-1
10/11/87	Scott Tinsley at Cowboys (L)	34-24-338-3-0
12/15/85	Ron Jaworski at Chargers (L)	48-29-334-1-3
12/1/85	Ron Jaworski vs. Vikings (L)	42-23-320-2-1
11/3/85	Ron Jaworski at 49ers (L)	48-24-394-1-3
10/20/85	Ron Jaworski vs. Cowboys (W)	35-22-380-1-0
12/16/84	Joe Pisarcik at Falcons (L)	46-24-334-1-0
10/28/84	Ron Jaworski vs. Cardinals (L)	38-22-340-2-3
11/27/83	Ron Jaworski at Redskins (L)	36-19-333-3-1
9/11/83	Ron Jaworski vs. Redskins (L)	37-24-326-1-2
9/19/82	Ron Jaworski at Browns (W)	41-25-334-2-1
9/12/82	Ron Jaworski vs. Redskins (L) OT	38-27-371-2-0
10/18/81	Ron Jaworski at Vikings (L)	44-29-330-2-2
12/21/80	Ron Jaworski at Cowboys (L)	30-18-331-1-0
11/9/80	Ron Jaworski at Saints (W)	32-21-323-3-0
12/16/73	Roman Gabriel at Redskins (L)	39-22-302-1-1
12/2/73	Roman Gabriel at 49ers (L)	55-28-322-2-1
10/14/73	Roman Gabriel at Cardinals (W)	45-29-379-3-0
9/19/71	Pete Liske at Bengals (L)	40-20-301-2-3
9/28/69	Norm Snead vs. Steelers (W)	30-22-335-5-1
11/19/67	Norm Snead vs. Saints (W)	27-19-309-4-2
10/22/67	Norm Snead at Cardinals (L)	32-16-321-2-2
9/17/67	Norm Snead vs. Redskins (W)	27-18-301-2-0

* - denotes rookie

Underline - denotes playoff game

ALL-TIME 300-YARD PASSING GAMES

Date	Player/Opponent/Result	Att-Cmp-Yd-TD-INT
12/5/65	Norm Snead vs. Cowboys (L)	43-20-320-0-1
11/14/65	Norm Snead vs. Redskins (W)	28-21-311-0-1
11/7/65	Norm Snead at Browns (L)	36-18-362-3-2
10/17/65	King Hill at Giants (L)	41-23-321-3-4
12/13/64	Norm Snead at Cardinals (L)	31-15-301-3-2
10/13/63	Sonny Jurgensen at Redskins (W)	29-17-315-4-2
9/15/63	Sonny Jurgensen vs. Steelers (T)	26-16-322-3-2
12/16/62	Sonny Jurgensen at Cardinals (L)	34-15-419-5-3
11/25/62	Sonny Jurgensen vs. Cowboys (W)	21-13-342-1-2
12/17/61	Sonny Jurgensen at Lions (W)	42-27-403-3-2
12/10/61	Sonny Jurgensen vs. Giants (L)	31-16-367-3-2
11/26/61	Sonny Jurgensen vs. Cowboys (W)	23-16-351-5-2
10/29/61	Sonny Jurgensen at Redskins (W)	41-27-436-3-2
10/1/61	Sonny Jurgensen vs. Cardinals (L)	36-24-399-3-2
9/23/62	Sonny Jurgensen vs. Giants (L)	57-33-396-1-3 11/16/58
Norm Van	Brocklin vs. Cardinals(W)	29-19-318-2-1
10/1/55	Bobby Thomason vs. Redskins (L)	37-25-349-4-0
11/28/54	Adrian Burk vs. Redskins (W)	28-17-345-5-1
12/13/53	Bobby Thomason vs. Browns (W)	35-23-331-3-0
11/15/53	Bobby Thomason vs. Colts (W)	37-18-329-3-5
11/8/53	Bobby Thomason vs. Giants (W)	44-22-437-4-1
12/1/40	Davey O'Brien at Redskins (L)	60-33-316-1-

* - denotes rookie
Underline - denotes playoff game

MOST 300-YARD PASSING GAMES, Career

1. Donovan McNabb 30
2t. Carson Wentz 13
Randall Cunningham 13
4t. Nick Foles 12
Ron Jaworski. 12
6t. Michael Vick 10
Sonny Jurgensen 10
*includes playoff games

MOST 300-YARD PASSING GAMES, Season

1t. Carson Wentz (2018) 5
Sam Bradford (2015). 5
Donovan McNabb (2004). 5
Sonny Jurgensen (1961). 5
5t. Carson Wentz (2017) 4
Carson Wentz (2016) - rookie. 4
Mark Sanchez (2014) 4
Nick Foles (2014) 4
Donovan McNabb (2006 and 2005) 4
Randall Cunningham (1994). 4
Ron Jaworski (1985) 4
*regular season only

CONSECUTIVE 300-YARD PASSING GAMES

1t. Sam Bradford (2015). 3
Mark Sanchez (2014) 3
Nick Foles (2014) 3
Michael Vick (2011-12) 3
Donovan McNabb (2005). 3

MOST 400-YARD PASSING GAMES, Career

1. Nick Foles 4
2t. Michael Vick 3
Randall Cunningham 3
Sonny Jurgensen 3
5. Donovan McNabb 2
*includes playoff games

MOST 400-YARD PASSING GAMES, Season

1t. Nick Foles (2013) 2
Randall Cunningham (1989). 2
Sonny Jurgensen (1961). 2
*regular season only

100-100-300 PERFORMANCES IN SAME GAME

Date	100-yd. Rusher (yards)	100-yd. Receiver (yards)	300-yd. Passer (yards)
9/23/07 vs. Det.	Brian Westbrook (110)	Kevin Curtis (221), Brian Westbrook (111)	Donovan McNabb (381)
10/22/06 at TB	Brian Westbrook (101)	Brian Westbrook (113)	Donovan McNabb (302)
10/1/00 vs. Atl.	Brian Mitchell (105)	Torrance Small (122)	Donovan McNabb (311)
12/13/92 at Sea.	Herschel Walker (111)	Fred Barnett (161)	Randall Cunningham (365)
11/29/87 at NE	Anthony Toney (123)	Mike Quick (121)	Randall Cunningham (314)
11/7/65 at Cle.	Timmy Brown (186)	Pete Retzlaff (151)	Norm Snead (362)
11/25/62 vs. Dal.	Timmy Brown (107)	Pete Retzlaff (113), Tommy McDonald (108)	Sonny Jurgensen (342)
11/15/53 vs. Bal.	Don Johnson (100)	Pete Pihos (118), Bobby Walston (110)	Bobby Thomason (329)

ALL-TIME 100-YARD RUSHING GAMES

Date	Player/Opponent/Result	Att-Yds-LG-TD
10/1/17	LeGarrette Blount at LA Chargers (W)	16-136-68-0
12/18/16	Ryan Mathews at Ravens (L)	20-128-19-1
11/13/16	Ryan Mathews vs. Falcons (W)	19-109-21-2
10/19/15	DeMarco Murray vs. Giants (W)	21-112-21-1
9/27/15	Ryan Mathews at Jets (W)	24-108-27-0
11/27/14	LeSean McCoy at Cowboys (W)	25-159-38t-1
11/23/14	LeSean McCoy vs. Titans (W)	21-130-53-1
11/2/14	LeSean McCoy at Texans (W)	24-117-26-0
10/12/14	LeSean McCoy vs. Giants (W)	22-149-28-0
12/29/13	LeSean McCoy at Cowboys (W)	27-131-20-0
12/22/13	LeSean McCoy vs. Bears (W)	18-133-19-2
12/22/13	Bryce Brown vs. Bears (W)	9-115-65t-1
12/8/13	LeSean McCoy vs. Lions (W)	29-217-57t-2
11/10/13	LeSean McCoy at Packers (W)	25-155-30-0
10/13/13	LeSean McCoy at Buccaneers (W)	25-116-19-0
9/19/13	LeSean McCoy vs. Chiefs (L)	20-158-41t-1
9/9/13	LeSean McCoy at Redskins (W)	31-184-34t-1
12/2/12	Bryce Brown* at Cowboys (L)	24-169-39-2
11/26/12	Bryce Brown* vs. Panthers (L) - first start	19-178-65t-2
11/5/12	LeSean McCoy at Saints (L)	19-119-34-0
9/30/12	LeSean McCoy vs. Giants (W)	23-123-34-0
9/9/12	LeSean McCoy at Browns (W)	20-110-22-0
12/18/11	LeSean McCoy vs. Jets (W)	18-102-33t-3
11/20/11	LeSean McCoy at Giants (W)	23-113-60-0
10/30/11	LeSean McCoy vs. Cowboys (W)	30-185-34-2
10/16/11	LeSean McCoy at Redskins (W)	28-126-21-1
9/25/11	LeSean McCoy vs. Giants (L)	24-128-21-1
9/11/11	LeSean McCoy at Rams (W)	15-122-49t-1
12/19/10	Michael Vick (QB) at Giants (W)	10-130-35-1
12/12/10	LeSean McCoy at Cowboys (W)	16-149-56-0
11/21/10	LeSean McCoy vs. Giants (W)	14-111-50t-1
11/15/10	Jerome Harrison at Redskins (W)	11-109-50t-1
9/19/10	LeSean McCoy at Lions (W)	16-120-46t-3
9/12/10	Michael Vick (QB) vs. Packers (L)	11-103-31-0
12/7/08	Brian Westbrook at Giants (W)	33-131-30t-1
11/27/08	Brian Westbrook vs. Cardinals (W)	22-110-17-2
10/26/08	Brian Westbrook vs. Falcons (W)	22-167-39t-2
12/23/07	Brian Westbrook at Saints (W)	17-100-21-0
12/9/07	Brian Westbrook vs. Giants (L)	20-116-21-0
11/18/07	Brian Westbrook vs. Dolphins (W)	32-148-36-0
11/11/07	Brian Westbrook at Redskins (W)	20-100-13-1
10/14/07	Brian Westbrook at Jets (W)	20-120-22-0
9/30/07	Correll Buckhalter at Giants (L)	17-103-17-0
9/23/07	Brian Westbrook vs. Lions (W)	14-110-25t-2
1/13/07	Brian Westbrook at Saints (L)	13-116-62t-2
1/7/07	Brian Westbrook vs. Giants (W)	20-141-49-1
12/25/06	Brian Westbrook at Cowboys (W)	26-122-16-0
11/26/06	Brian Westbrook at Colts (L)	20-124-21-1
11/19/06	Brian Westbrook vs. Titans (L)	22-102-27-0
11/12/06	Brian Westbrook vs. Redskins (W)	22-113-21-0
10/22/06	Brian Westbrook at Buccaneers (L)	13-101-23-0
9/24/06	Brian Westbrook at 49ers (W)	8-117-71t-2
12/11/05	Ryan Moats* vs. Giants (L) OT	11-114-40t-2
11/27/05	Brian Westbrook vs. Packers (W)	20-120-27t-1
10/3/04	Brian Westbrook at Bears (W)	22-119-29-0
9/12/04	Brian Westbrook vs. Giants (W)	17-119-50-0
1/11/04	Donovan McNabb vs. Packers (W)	11-107-41-0
12/7/03	Correll Buckhalter vs. Cowboys (W)	13-115-64t-1
10/26/03	Correll Buckhalter vs. Jets (W)	15-100-21-2
12/8/02	Duce Staley at Seahawks (W)	21-100-21t-1
11/17/02	Duce Staley vs. Cardinals (W)	31-135-13-0
10/28/02	Duce Staley vs. Giants (W)	24-126-23-0
10/28/02	Donovan McNabb vs. Giants (W)	8-107-40t-1
10/20/02	Duce Staley vs. Buccaneers (W)	24-152-57-0
10/6/02	Donovan McNabb at Jaguars (L)	12-100-26-1
11/18/01	Duce Staley at Cowboys (W)	26-102-18-0
11/11/01	Duce Staley vs. Vikings (W)	17-146-44t-1
10/7/01	Correll Buckhalter* vs. Cardinals (L)	21-134-37-0
11/26/00	Donovan McNabb at Redskins (W)	11-125-54-1
10/1/00	Brian Mitchell vs. Falcons (W)	2-105-85t-1
9/3/00	Duce Staley at Cowboys (W)	26-201-60-1
11/14/99	Duce Staley vs. Redskins (W)	28-122-20t-1
11/7/99	Duce Staley at Panthers (L)	17-140-29-1
10/17/99	Duce Staley at Bears (W)	23-101-26-0
10/10/99	Duce Staley vs. Cowboys (W)	22-110-19-0
9/12/99	Duce Staley vs. Cardinals (L)	21-111-24t-1
12/13/98	Duce Staley vs. Cardinals (L) OT	30-141-30t-1
11/8/98	Charlie Garner vs. Lions (W)	16-129-40-1
12/21/97	Charlie Garner at Redskins (L)	18-115-26-2
10/5/97	Ricky Watters vs. Redskins (W)	31-104-13-2
9/15/97	Ricky Watters at Cowboys (L)	20-106-20-0
12/1/96	Ricky Watters vs. Giants (W)	29-104-11-0
11/3/96	Ricky Watters at Cowboys (W)	24-116-17-1
10/20/96	Ricky Watters vs. Dolphins (W)	25-173-49t-1
10/13/96	Ricky Watters at Giants (W)	27-110-11-0
9/22/96	Ricky Watters at Falcons (W)	26-121-56t-2
9/15/96	Ricky Watters vs. Lions (W)	27-153-52-1
12/10/95	Ricky Watters vs. Cowboys (W)	33-112-15-1
11/26/95	Ricky Watters at Redskins (W)	25-124-25-2
10/15/95	Ricky Watters at Giants (W)	30-122-14-1
10/8/95	Ricky Watters vs. Redskins (W) OT	25-139-24-0
10/8/95	Charlie Garner vs. Redskins (W) OT	9-120-55t-3
10/9/94	Charlie Garner* vs. Redskins (W)	28-122-12-0
10/2/94	Charlie Garner* at 49ers (W)	16-111-28t-2
1/3/93	Heath Sherman at Saints (W)	21-105-16-1
12/27/92	Herschel Walker vs. Giants (W)	16-104-38-0
12/13/92	Herschel Walker at Seahawks (W) OT	23-111-18-1
12/6/92	Randall Cunningham vs. Vikings (W)	12-121-30-2
11/22/92	Heath Sherman at Giants (W)	17-109-30t-1
10/25/92	Herschel Walker vs. Cardinals (W)	20-112-36-0
9/13/92	Herschel Walker at Cardinals (W)	28-115-20-0
9/6/92	Herschel Walker vs. Saints (W)	26-112-32-0
11/12/90	Heath Sherman vs. Redskins (W)	35-124-22-0
11/4/90	Randall Cunningham vs. Patriots (W)	8-124-52t-1
11/4/90	Heath Sherman vs. Patriots (W)	24-113-17-0
9/23/90	Anthony Toney at Rams (W)	24-103-20-0
12/27/87	Keith Byars vs. Bills (W)	23-102-22-0
11/29/87	Anthony Toney at Patriots (W) OT	24-123-36-1
12/7/86	Keith Byars* vs. Cardinals (T) OT	24-127-32-0
11/16/86	Randall Cunningham vs. Lions (L)	14-110-20-0
12/22/85	Earnest Jackson at Vikings (W)	25-106-59-2
11/17/85	Earnest Jackson at Cardinals (W)	34-162-51t-1
10/13/85	Earnest Jackson vs. Cardinals (W)	27-103-13-0
12/9/84	Wilbert Montgomery vs. Patriots (W)	19-100-14-1
12/19/82	Wilbert Montgomery vs. Oilers (W)	17-147-90t-3
12/20/81	Wilbert Montgomery vs. Cardinals (W)	13-108-41-1
12/6/81	Wilbert Montgomery at Redskins (L)	27-116-13-0
11/22/81	Wilbert Montgomery vs. Giants (L)	25-102-24-0
11/15/81	Wilbert Montgomery vs. Colts (W)	22-115-13-2
11/8/81	Wilbert Montgomery at Cardinals (W)	20-118-23-0
10/25/81	Wilbert Montgomery vs. Buccaneers (W)	22-119-12-1
9/17/81	Wilbert Montgomery at Bills (W)	27-125-15-0
9/13/81	Wilbert Montgomery vs. Patriots (W)	18-137-41-0
1/11/81	Wilbert Montgomery vs. Cowboys (W)	26-194-55-1
9/14/80	Wilbert Montgomery at Vikings (W)	20-169-72t-2

* - denotes rookie; Underline - denotes playoff game

ALL-TIME 100-YARD RUSHING GAMES

Date	Player/Opponent/Result	Att-Yds-LG-TD
12/2/79	Wilbert Montgomery vs. Lions (W)	22-108-20-1
11/25/79	Leroy Harris at Packers (W)	9-137-80-0
11/18/79	Wilbert Montgomery vs. Cardinals (W)	26-118-52-0
11/12/79	Wilbert Montgomery at Cowboys (W)	25-127-37t-1
11/4/79	Wilbert Montgomery vs. Browns (L)	30-197-62t-1
10/14/79	Wilbert Montgomery at Cardinals (W)	25-117-13-1
10/7/79	Wilbert Montgomery vs. Redskins (W)	22-127-24-3
9/23/79	Wilbert Montgomery at Giants (W)	29-126-12-0
12/17/78	Wilbert Montgomery vs. Giants (W)	25-130-47-2
12/17/78	Mike Hogan vs. Giants (W)	22-100-18-0
12/3/78	Wilbert Montgomery at Vikings (L)	24-115-36-1
10/15/78	Wilbert Montgomery vs. Redskins (W)	25-125-24-1
10/1/78	Wilbert Montgomery at Colts (W)	25-144-14-1
9/24/78	Wilbert Montgomery vs. Dolphins (W)	25-111-12-0
9/17/78	Wilbert Montgomery at Saints (W)	18-104-19-0
12/18/77	Wilbert Montgomery* vs. Jets (W)	22-103-27-2
10/9/77	Herb Lusk at Giants (W)	17-117-70-2
12/12/76	Tom Sullivan vs. Seahawks (W)	23-121-26-2
12/12/76	Mike Hogan* vs. Seahawks (W)	19-104-18-0
9/27/76	Mike Hogan* vs. Redskins (L) OT	22-100-32-0
11/25/73	Tom Sullivan vs. Giants (W)	32-156-27-1
10/7/73	Tom Sullivan at Bills (L)	26-155-30-0
10/7/73	Norm Bulaich at Bills (L)	13-104-20-0
9/23/73	Tom Sullivan at Giants (T)	18-100-14-1
12/21/69	Cyril Pinder at 49ers (L)	25-128-29-1
12/7/69	Tom Woodeshick vs. Redskins (L)	20-102-21-0
11/16/69	Tom Woodeshick vs. Rams (L)	25-130-21-1
12/8/68	Tom Woodeshick vs. Saints (W)	18-122-30-1
9/22/68	Tom Woodeshick vs. Giants (L)	15-129-54-1
10/29/67	Tom Woodeshick vs. Cowboys (W)	20-101-26-1
10/8/67	Tom Woodeshick at Falcons (W)	20-129-41-1
12/18/66	Tom Woodeshick at Redskins (W)	27-105-21-2
12/4/66	Jack Concannon vs. Steelers (W)	15-129-29-1
10/23/66	Timmy Brown at Giants (W)	21-100-24-0
9/18/66	Izzy Lang vs. Falcons (W)	16-114-39-1
11/28/65	Timmy Brown at Cardinals (W)	18-180-43-1
11/7/65	Timmy Brown at Browns (L)	16-186-54-1
11/22/64	Earl Gros vs. Cardinals (L)	21-103-22-0
11/15/64	Earl Gros at Cowboys (W)	16-118-47-0
10/18/64	Ollie Matson at Giants (W)	19-100-54-2
10/11/64	Timmy Brown at Redskins (L)	14-101-36-2
10/4/64	Timmy Brown vs. Steelers (W)	16-116-33-0
10/4/64	Earl Gros vs. Steelers (W)	19-129-47-0
11/25/62	Timmy Brown vs. Cowboys (W)	17-107-22-2
10/23/60	Clarence Peaks at Browns (W)	13-102-57-0
11/1/59	Bill Barnes vs. Redskins (W)	13-163-61-1
10/25/59	Bill Barnes at Cardinals (W)	23-111-22-2
11/29/53	Don Johnson* at Giants (L)	13-121-63-1
11/15/53	Don Johnson* vs. Colts (W)	11-100-66-2
12/2/51	Frank Ziegler at Redskins (W)	20-136-28-0
11/19/50	Frank Ziegler vs. Cardinals (L)	18-113-52-0
11/12/50	Steve Van Buren at Redskins (W)	23-108-23-1
10/15/50	Toy Ledbetter* at Colts (W)	23-107-14-1
10/7/50	Frank Ziegler vs. Rams (W)	17-106-38-1
12/18/49	Steve Van Buren at Rams (W)	31-196-49-0
11/27/49	Steve Van Buren vs. Steelers (W)	27-205-41-0
11/20/49	Steve Van Buren vs. NY Bulldogs (W)	35-174-38-2
10/30/49	Steve Van Buren at Steelers (W)	17-103-31-2
10/23/49	Bosh Pritchard vs. Redskins (W)	11-128-77-1
10/3/49	Steve Van Buren at Lions (W)	33-135-12-2
11/21/48	Steve Van Buren vs. Redskins (W)	29-171-21-1
11/14/48	Steve Van Buren vs. Boston Yanks (W)	16-137-28-0
11/7/48	Steve Van Buren at Giants (W)	25-143-20-2
10/31/48	Steve Van Buren at Steelers (W)	22-109-21-1
11/2/47	Steve Van Buren at Redskins (W)	17-138-37-2
10/19/47	Steve Van Buren at Steelers (L)	21-133-45-0
10/5/47	Steve Van Buren vs. Giants (W)	16-105-28-0
11/24/46	Steve Van Buren vs. Redskins (L)	25-130-58-0
12/9/45	Steve Van Buren vs. Boston Yanks (W)	22-100-29-3
12/2/45	Steve Van Buren at Giants (L)	19-100-32-2
11/18/45	Steve Van Buren vs. Steelers (W)	19-107-24-2
11/11/45	Steve Van Buren vs. Giants (W)	19-129-28-2
11/5/44	Steve Van Buren* at Tigers (W)	12-129-70-2
11/28/43	Jack Hinkle at Redskins (W)	26-117-14-1
11/21/43	Jack Hinkle vs. Lions (W)	13-132-56-1
11/15/42	Bosh Pritchard* at Dodgers (W)	14-104-26-0
9/13/36	Swede Hanson vs. Giants (W)	15-107-NA-0
11/11/34	Swede Hanson vs. Dodgers (L)	17-118-NA-0
11/6/34	Swede Hanson vs. Reds (W)	18-190-NA-2
9/16/34	Swede Hanson at Packers (L)	13-116-NA-1

* - denotes rookie; Underline - denotes playoff game

MOST 100-YARD RUSHING GAMES, Career

1. Wilbert Montgomery 26
2. LeSean McCoy 23
3. Brian Westbrook 20
4. Steve Van Buren 19
5. Duce Staley 13

*includes playoff games

MOST 200-YARD RUSHING GAMES, Career

1t. LeSean McCoy, Duce Staley and Steve Van Buren . . 1

MOST 100-YARD RUSHING GAMES, Season

1. Wilbert Montgomery (1981) 8
2. LeSean McCoy (2013) 7
   Wilbert Montgomery (1979) 7
4. LeSean McCoy (2011) 6
   Brian Westbrook (2007) 6
   Brian Westbrook (2006) 6
   Ricky Watters (1996) 6
   Wilbert Montgomery (1978) 6

*regular season only

ALL-TIME 100 YARD RECEIVING GAMES

Date	Player/Opponent/Result	Yds (Rec, TD)
12/23/18	**Nelson Agholor vs. Texans (W)**	**116 (5, 1)**
12/23/18	**Zach Ertz vs. Texans (W)**	**110 (12, 2)**
12/16/18	**Alshon Jeffery at LA Rams (W)**	**160 (8, 0)**
11/11/18	**Zach Ertz vs. Cowboys (L)**	**145 (14, 2)**
10/21/18	**Zach Ertz vs. Panthers (L)**	**138 (9, 0)**
10/7/18	**Zach Ertz vs. Vikings (L)**	**110 (10, 1)**
9/30/18	**Zach Ertz at Titans (L)**	**112 (10, 0)**
9/30/18	**Alshon Jeffery at Titans (L)**	**105 (8, 1)**
2/4/18	**Corey Clement* vs. Patriots**	**100 (4, 1)**
12/10/17	Torrey Smith at LA Rams (W)	100 (6, 0)
12/3/17	**Nelson Agholor at Seahawks (L)**	**141 (7, 1)**
11/26/17	**Zach Ertz (TE) vs. Bears (W)**	**103 (10, 1)**
1/1/17	**Zach Ertz (TE) vs. Cowboys (W)**	**139 (13, 2)**
12/11/16	**Zach Ertz (TE) vs. Redskins (L)**	**112 (10, 0)**
9/25/16	**Darren Sproles (RB) vs. Steelers (W)**	**128 (6, 1)**
9/11/16	**Jordan Matthews vs. Browns (W)**	**114 (7, 1)**
1/3/16	**Zach Ertz (TE) at Giants (W)**	**152 (9, 0)**
12/26/15	**Zach Ertz (TE) vs. Redskins (L)**	**122 (13, 0)**
12/26/15	**Jordan Matthews vs. Redskins (L)**	**104 (6, 1)**
12/20/15	**Jordan Matthews vs. Cardinals (L)**	**159 (8, 1)**
11/15/15	Brent Celek (TE) vs. Dolphins (L)	134 (4, 0)
11/8/15	**Jordan Matthews at Cowboys (W)**	**133 (9, 1)**
9/14/15	**Jordan Matthews at Falcons (L)**	**102 (10, 0)**
12/28/14	**Jordan Matthews* at Giants (W)**	**105 (8, 1)**
12/20/14	**Zach Ertz (TE) at Redskins (L)**	**115 (15, 0)**
11/27/14	Jeremy Maclin at Cowboys (W)	108 (8, 0)
11/16/14	**Jordan Matthews* at Packers (L)**	**107 (5, 1)**
11/10/14	**Jordan Matthews* vs. Panthers (W)**	**138 (7, 2)**
11/10/14	Brent Celek (TE) vs. Panthers (W)	116 (5, 0)
11/2/14	Jeremy Maclin at Texans (W)	158 (6, 2)
10/26/14	Jeremy Maclin at Cardinals (L)	187 (12, 2)
9/21/14	Jeremy Maclin vs. Redskins (W)	154 (8, 1)
9/15/14	**Darren Sproles (RB) at Colts (W)**	**152 (7, 0)**
12/15/13	DeSean Jackson at Vikings (L)	195 (10, 1)
11/10/13	Riley Cooper at Packers (W)	102 (3, 2)
11/3/13	DeSean Jackson at Raiders (W)	150 (5, 1)
11/3/13	Riley Cooper at Raiders (W)	139 (5, 3)
10/13/13	Riley Cooper at Buccaneers (W)	120 (4, 1)
10/6/13	DeSean Jackson at Giants (W)	132 (7, 1)
9/15/13	DeSean Jackson vs. Chargers (L)	193 (9, 1)
9/15/13	LeSean McCoy (RB) vs. Chargers (L)	114 (5, 0)
9/9/13	DeSean Jackson at Redskins (W)	104 (7, 1)
12/23/12	Jeremy Maclin vs. Redskins (L)	116 (8, 1)
12/9/12	Jason Avant at Buccaneers (W)	133 (7, 0)
12/9/12	Jeremy Maclin at Buccaneers (W)	104 (9, 1)
11/5/12	DeSean Jackson at Saints (L)	100 (3, 1)
10/14/12	Jeremy Maclin vs. Lions (L)	130 (6, 1)
9/16/12	Brent Celek (TE) vs. Ravens (W)	157 (8, 0)
9/16/12	DeSean Jackson vs. Ravens (W)	114 (7, 0)
1/1/12	Jeremy Maclin vs. Redskins (W)	105 (8, 0)
12/18/11	Brent Celek (TE) vs. Jets (W)	156 (5, 1)
11/27/11	Jason Avant vs. Patriots (L)	110 (8, 1)
10/16/11	Jeremy Maclin at Redskins (W)	101 (5, 0)
10/9/11	Jason Avant at Bills (L)	139 (9, 0)
10/2/11	DeSean Jackson vs. 49ers (L)	171 (6, 0)
9/18/11	Jeremy Maclin at Falcons (L)	171 (13, 2)
9/11/11	DeSean Jackson at Rams (W)	102 (6, 1)
12/12/10	DeSean Jackson at Cowboys (W)	210 (4, 1)
11/21/10	Jeremy Maclin vs. Giants (W)	120 (9, 0)
11/7/10	DeSean Jackson vs. Colts (W)	109 (7, 1)
10/17/10	Jeremy Maclin vs. Falcons (W)	159 (7, 2)
10/3/10	LeSean McCoy (RB) vs. Redskins (L)	110 (12, 0)
9/26/10	DeSean Jackson at Jaguars (W)	153 (5, 1)
9/19/10	DeSean Jackson at Lions (W)	135 (4, 1)
1/9/10	Jeremy Maclin* at Cowboys (L)	146 (7, 1)
12/27/09	Brent Celek (TE) vs. Broncos (W)	121 (4, 1)
12/20/09	DeSean Jackson vs. 49ers (W)	140 (6, 1)
12/13/09	DeSean Jackson at Giants (W)	178 (6, 1)
11/22/09	DeSean Jackson at Bears (W)	107 (8, 1)
11/15/09	Jason Avant at Chargers (L)	156 (8, 0)
10/11/09	Jeremy Maclin* vs. Buccaneers (W)	142 (6, 2)
9/27/09	DeSean Jackson vs. Chiefs (W)	149 (6, 1)
9/27/09	Brent Celek (TE) vs. Chiefs (W)	104 (8, 1)
9/20/09	Brent Celek (TE) vs. Saints (L)	104 (8, 0)
9/20/09	DeSean Jackson vs. Saints (L)	101 (4, 1)
1/18/09	Kevin Curtis at Cardinals (L)	122 (4, 0)
12/15/08	Jason Avant vs. Browns (W)	101 (5, 0)
11/2/08	Brent Celek (TE) at Seahawks (W)	131 (6, 0)
9/15/08	DeSean Jackson* at Cowboys (L)	110 (6, 0)
9/7/08	Hank Baskett vs. Rams (W)	102 (2, 1)
9/7/08	DeSean Jackson* vs. Rams (W) - first start	106 (6, 0)
9/7/08	Greg Lewis vs. Rams (W)	104 (5, 0)
12/2/07	Kevin Curtis vs. Seahawks (L)	111 (6, 1)
10/28/07	Reggie Brown at Vikings (W)	105 (8, 0)
10/14/07	Kevin Curtis at Jets (W)	121 (5, 1)
9/23/07	Kevin Curtis vs. Lions (W)	221 (11, 3)
9/23/07	Brian Westbrook (RB) vs. Lions (W)	111 (5, 1)
	Westbrook also 14-110-2TDs rushing	
1/13/07	Donté Stallworth at Saints (L)	100 (3, 1)
12/31/06	Hank Baskett* vs. Falcons (W)	177 (7, 1)
12/4/06	Donté Stallworth vs. Panthers (W)	111 (4, 1)
11/12/06	Donté Stalllworth vs. Redskins (W)	139 (6, 1)
10/22/06	Brian Westbrook (RB) at Bucs (L)	113 (7, 1)
	Westbrook also 13-101-0TDs rushing	
10/15/06	Reggie Brown at Saints (W)	121 (6, 1)
10/8/06	Hank Baskett* vs. Cowboys (W)	112 (3, 1)
9/24/06	Reggie Brown at 49ers (W)	106 (5, 0)
9/17/06	L.J. Smith (TE) vs. Giants (L) OT	111 (7, 0)
9/10/06	Donté Stallworth at Texans (W)	141 (6, 1)
10/30/05	Terrell Owens at Broncos (L)	154 (3, 1)
10/2/05	Terrell Owens at Chiefs (W)	171 (11, 1)
9/25/05	Brian Westbrook (RB) vs. Raiders (W)	140 (6, 1)
9/18/05	L.J. Smith (TE) vs. 49ers (W)	119 (9, 1)
9/18/05	Terrell Owens vs. 49ers (W)	143 (5, 2)
9/12/05	Terrell Owens at Falcons (L)	112 (7, 0)
2/6/05	Terrell Owens vs. Patriots (L)	122 (9, 0)
12/5/04	Terrell Owens vs. Packers (W)	161 (8, 1)
12/5/04	Brian Westbrook (RB) vs. Packers (W)	156 (11, 3)
11/21/04	Todd Pinkston vs. Redskins (W)	106 (5, 0)
11/15/04	Terrell Owens at Cowboys (W)	134 (6, 3)
10/31/04	Terrell Owens vs. Ravens (W)	101 (8, 1)
10/24/04	Terrell Owens at Browns (W) OT	109 (4, 2)
10/24/04	Todd Pinkston at Browns (W) OT	100 (6, 0)
10/17/04	Terrell Owens vs. Panthers (W)	123 (4, 0)
10/3/04	Terrell Owens at Bears (W)	110 (8, 1)
9/26/04	Terrell Owens at Lions (W)	107 (6, 1)
12/21/03	Todd Pinkston vs. 49ers (L) OT	121 (5, 1)
9/22/02	Antonio Freeman vs. Cowboys (W)	118 (6, 1)
9/16/02	James Thrash at Redskins (W)	107 (6, 1)
12/30/01	James Thrash vs. Giants (W)	143 (7, 1)
12/22/01	Duce Staley (RB) at 49ers (L)	103 (9, 0)
9/23/01	James Thrash at Seahawks (W)	165 (10, 2)
12/10/00	Chad Lewis (TE) at Browns (W)	100 (5, 0)
10/1/00	Torrance Small vs. Falcons (W)	122 (4, 1)
10/31/99	Torrance Small vs. Giants (L) OT	119 (4, 1)

* - denotes rookie; Underline - denotes playoff game

ALL-TIME 100-YARD RECEIVING GAMES

Date	Player/Opponent/Result	Yds (Rec, TD)
11/30/97	Irving Fryar vs. Bengals (W)	122 (7, 0)
11/23/97	Irving Fryar vs. Steelers (W)	116 (7, 1)
11/10/97	Irving Fryar vs. 49ers (L)	138 (9, 0)
10/12/97	Irving Fryar at Jaguars (L)	124 (10, 3)
9/28/97	Irving Fryar at Vikings (L)	120 (9, 1)
9/7/97	Irving Fryar vs. Packers (W)	125 (8, 0)
8/31/97	Michael Timpson at Giants (L)	125 (9, 0)
11/24/96	Irving Fryar at Cardinals (L)	131 (7, 0)
11/17/96	Chris T. Jones vs. Redskins (L)	103 (7, 1)
11/3/96	Irving Fryar at Cowboys (W)	120 (9, 1)
10/27/96	Irving Fryar vs. Panthers (W)	143 (7, 0)
10/20/96	Irving Fryar vs. Dolphins (W)	116 (8, 4)
9/15/96	Chris T. Jones vs. Lions (W)	121 (9, 1)
12/30/95	Fred Barnett vs. Lions (W)	109 (8, 1)
12/17/95	Calvin Williams vs. Cardinals (W)	105 (7, 1)
11/12/95	Fred Barnett vs. Broncos (W)	105 (7, 0)
12/24/94	Calvin Williams at Bengals (L)	122 (6, 0)
11/6/94	Fred Barnett vs. Cardinals (W)	173 (11, 2)
10/24/94	Fred Barnett vs. Oilers (W)	187 (5, 1)
10/2/94	Calvin Williams at 49ers (W)	122 (9, 0)
9/12/94	Fred Barnett vs. Bears (W)	102 (8, 0)
1/3/94	James Joseph (RB) at 49ers (W) OT	109 (6, 0)
12/19/93	Calvin Williams at Colts (W)	105 (6, 1)
12/12/93	Herschel Walker (RB) vs. Bills (L)	109 (11, 0)
11/28/93	Herschel Walker (RB) at Redskins (W)	103 (10, 0)
9/19/93	Calvin Williams vs. Redskins (W)	181 (8, 3)
1/3/93	Fred Barnett at Saints (W)	102 (4, 2)
12/13/92	Fred Barnett at Seahawks (W) OT	161 (9, 0)
9/20/92	Fred Barnett vs. Broncos (W)	102 (5, 1)
9/20/92	Calvin Williams vs. Broncos (W)	108 (5, 2)
9/13/92	Fred Barnett at Cardinals (W)	193 (8, 2)
11/17/91	Fred Barnett vs. Bengals (W)	108 (6, 0)
11/10/91	Fred Barnett at Browns (W)	146 (8, 1)
9/22/91	Roy Green vs. Steelers (W)	114 (6, 0)
9/15/91	Fred Barnett at Cowboys (W)	111 (7, 1)
9/1/91	Keith Byars (RB) at Packers (W)	111 (8, 1)
1/5/91	Keith Jackson (TE) vs. Redskins (L)	116 (5, 0)
12/16/90	Fred Barnett* vs. Packers (W)	108 (5, 0)
12/2/90	Fred Barnett* at Bills (L)	112 (2, 1)
11/25/90	Keith Byars (RB) vs. Giants (W)	128 (8, 0)
10/15/90	Fred Barnett* vs. Vikings (W)	114 (4, 1)
9/30/90	Keith Byars (RB) vs. Colts (L)	133 (12, 0)
12/18/89	Keith Byars (RB) at Saints (L)	109 (6, 0)
10/2/89	Cris Carter at Bears (L)	113 (8, 0)
9/17/89	Keith Byars (RB) at Redskins (W)	130 (8, 0)
9/17/89	Keith Jackson (TE) at Redskins (W)	126 (12, 3)
9/10/89	Mike Quick vs. Seahawks (W)	140 (6, 1)
12/31/88	Keith Byars (RB) at Bears (L)	103 (9, 0)
12/31/88	Keith Jackson* (TE) at Bears (L)	142 (7, 0)
10/10/88	Cris Carter vs. Giants (W)	162 (5, 1)
9/18/88	Mike Quick at Redskins (L)	105 (4, 1)
12/20/87	Mike Quick at Jets (W)	148 (6, 2)
11/29/87	Mike Quick at Patriots (W) OT	121 (5, 2)
10/18/87	Otis Grant at Packers (L) OT	135 (7, 0)
10/11/87	Kevin Bowman at Cowboys (L)	123 (5, 1)
12/7/86	Mike Quick vs. Cardinals (T) OT	127 (5, 0)
11/30/86	Mike Quick at Raiders (W) OT	145 (8, 3)
9/21/86	Kenny Jackson vs. Broncos (L)	127 (5, 1)
12/1/85	Mike Quick vs. Vikings (L)	127 (8, 1)
11/10/85	Mike Quick vs. Falcons (W)	145 (3, 1)
11/3/85	Mike Quick at 49ers (L)	146 (6, 1)
10/27/85	Mike Quick vs. Bills (W)	117 (8, 1)
10/20/85	Kenny Jackson vs. Cowboys (W)	134 (6, 1)
10/13/85	Herman Hunter* (RB) vs. Cardinals (W)	120 (6, 1)
10/6/85	John Spagnola (TE) at Saints (L)	124 (12, 2)
12/16/84	Mike Quick at Falcons (L)	135 (7, 1)
12/2/84	John Spagnola (TE) vs. Cowboys (L)	114 (11, 0)
11/25/84	Mike Quick at Cardinals (L)	107 (8, 1)
11/4/84	Mike Quick at Lions (T) OT	110 (5, 1)
10/28/84	Mike Quick vs. Cardinals (L)	170 (6, 1)
9/2/84	Mike Quick at Giants (L)	147 (8, 1)
12/18/83	Harold Carmichael at Cardinals (L)	102 (5, 0)
11/27/83	Melvin Hoover at Redskins (L)	128 (4,0)
11/27/83	Mike Quick at Redskins (L)	104 (5, 2)
11/6/83	Mike Quick vs. Cowboys (L)	120 (7, 1)
10/2/83	Mike Quick at Falcons (W)	122 (4, 1)
9/25/83	Mike Quick vs. Cardinals (L)	133 (6, 0)
9/18/83	Mike Quick at Broncos (W)	152 (6, 1)
9/11/83	Mike Quick vs. Redskins (L)	106 (4, 1)
9/11/83	Harold Carmichael vs. Redskins (L)	108 (9, 0)
11/28/82	Harold Carmichael at Redskins (L)	109 (6, 1)
9/19/82	Harold Carmichael at Browns (W)	100 (6, 0)
11/8/81	Harold Carmichael at Cardinals (W)	103 (5, 2)
11/1/81	Harold Carmichael vs. Cowboys (L)	151 (5, 1)
10/18/81	Harold Carmichael at Vikings (L)	109 (8, 1)
10/18/81	Wilbert Montgomery (RB) at Vikings (L)	143 (10, 1)
12/14/80	Charles Smith vs. Cardinals (W)	134 (7, 0)
11/9/80	Charles Smith at Saints (W)	137 (9, 0)
11/2/80	Charles Smith at Seahawks (W)	109 (5, 1)
9/28/80	Harold Carmichael at Cardinals (L)	108 (5, 0)
9/7/80	Harold Carmiachel vs. Broncos (W)	135 (3, 1)
12/23/79	Harold Carmichael vs. Bears (W)	111 (6, 2)
9/10/79	Harold Carmichael vs. Falcons (L)	127 (9, 0)
12/24/78	Charlie Smith at Falcons (L)	108 (7,0)
12/3/78	Harold Carmichael at Vikings (L)	115 (4, 2)
11/19/78	Harold Carmichael at Giants (W)	105 (5, 0)
10/29/78	Harold Carmichael vs. Cardinals (L)	126 (7, 1)
10/22/78	Keith Krepfle (TE) at Cowboys (L)	100 (4, 1)
10/30/77	Harold Carmichael at Redskins (L)	116 (4, 1)
11/9/75	Charles Smith vs. Cardinals (L)	102 (7, 0)
12/8/74	Charle Young (TE) at Giants (W)	103 (9, 1)
11/17/74	Charle Young (TE) vs. Cardinals (L)	101 (7, 0)
12/16/73	Harold Carmichael at Redskins (L)	111 (4, 0)
12/16/73	Charle Young* (TE) at Redskins (L)	104 (5, 1)
12/9/73	Harold Carmichael vs. Jets (W)	146 (5, 1)
12/2/73	Charle Young* (TE) at 49ers (L)	112 (6, 1)
11/18/73	Charle Young* (TE) at Cowboys (L)	113 (4, 1)
11/11/73	Harold Carmichael vs. Falcons (L)	105 (6, 1)
11/4/73	Charle Young* (TE) vs. Patriots (W)	108 (8, 2)
10/14/73	Harold Carmichael at Cardinals (W)	187 (12, 2)
9/30/73	Norm Bulaich vs. Redskins (L)	109 (6, 1)
9/23/73	Harold Carmichael at Giants (T)	103 (5, 1)
12/17/72	Harold Carmichael at Cardinals (L)	100 (5, 1)
11/26/72	Harold Jackson at Giants (L)	152 (5, 1)
10/2/72	Harold Jackson vs. Giants (L)	138 (9, 0)
9/24/72	Harold Jackson vs. Browns (L)	131 (7, 1)
9/17/72	Harold Jackson at Cowboys (L)	161 (9, 0)
12/19/71	Harold Jackson at Giants (W)	145 (7, 1)
12/12/71	Harold Jackson vs. Cardinals (W)	109 (4, 1)
11/28/71	Ben Hawkins vs. Redskins (L)	126 (7, 0)
11/21/71	Harold Jackson at Cardinals (W)	117 (8, 1)
9/19/71	Ben Hawkins at Bengals (L)	118 (7, 2)
11/1/70	Ben Hawkins at Cowboys (L)	105 (2, 1)
10/11/70	Harold Jackson at Giants (L)	194 (7, 2)
12/7/69	Ben Hawkins vs. Redskins (L)	112 (4, 0)

* - denotes rookie; Underline - denotes playoff game

ALL-TIME 100-YARD RECEIVING GAMES

Date	Player/Opponent/Result	Yds (Rec, TD)
11/30/69	Gary Ballman at Saints (L)	119 (4, 1)
11/23/69	Harold Jackson at Cardinals (W)	127 (8, 0)
11/9/69	Harold Jackson at Redskins (T)	112 (8, 0)
10/26/69	Harold Jackson vs. Saints (W)	105 (6, 0)
10/19/69	Harold Jackson at Cowboys (L)	107 (3, 1)
10/13/69	Harold Jackson at Colts (L)	138 (8, 1)
10/5/69	Gary Ballman vs. Cowboys (L)	108 (5, 0)
9/28/69	Ben Hawkins vs. Steelers (W)	145 (7, 4)
11/10/68	Fred Hill (TE) vs. Redskins (L)	114 (9, 0)
10/27/68	Ben Hawkins at Steelers (L)	108 (7, 0)
10/6/68	Ben Hawkins at Redskins (L)	105 (6, 1)
9/29/68	Ben Hawkins vs. Cowboys (L)	103 (6, 0)
12/3/67	Ben Hawkins at Redskins (T)	151 (5, 2)
10/22/67	Ben Hawkins at Cardinals (L)	197 (6, 1)
10/15/67	Ben Hawkins vs. 49ers (L)	150 (6, 1)
10/1/67	Ben Hawkins vs. Steelers (W)	187 (8, 2)
9/17/67	Gary Ballman vs. Redskins (W)	105 (4, 2)
9/17/67	Ben Hawkins vs. Redskins (W)	100 (5, 0)
9/25/66	Pete Retzlaff (TE) vs. Giants (W)	120 (5, 1)
12/5/65	Ray Poage vs. Cowboys (L)	142 (5, 1)
12/5/65	Pete Retzlaff (TE) vs. Cowboys (L)	118 (6, 0)
11/28/65	Pete Retzlaff (TE) at Cardinals (W)	148 (9, 3)
11/14/65	Pete Retzlaff (TE) vs. Redskins (W)	204 (7, 0)
11/7/65	Pete Retzlaff (TE) at Browns (L)	151 (7, 3)
10/17/65	Pete Retzlaff (TE) at Giants (L)	133 (6, 1)
9/26/65	Timmy Brown (RB) vs. Giants (L)	106 (8, 0)
9/19/65	Timmy Brown (RB) vs. Cardinals (W)	129 (7, 1)
12/13/64	Pete Retzlaff (TE) at Cardinals (L)	106 (6, 1)
11/29/64	Pete Retzlaff (TE) at Browns (L)	100 (5, 1)
11/8/64	Pete Retzlaff (TE) at Rams (L)	105 (6, 0)
10/25/64	Bill Mack at Steelers (W)	104 (3, 1)
10/4/64	Timmy Brown (RB) vs. Steelers (W)	110 (2, 2)
	Brown also 16-116-0TDs rushing	
9/20/64	Pete Retzlaff (TE) vs. 49ers (L)	121 (8, 1)
9/13/64	Pete Retzlaff (TE) vs. Giants (W)	139 (6, 1)
10/13/63	Tommy McDonald at Redskins (W)	139 (8, 2)
10/6/63	Pete Retzlaff (TE) vs. Cowboys (W)	107 (4, 0)
9/15/63	Tommy McDonald vs. Steelers (T)	179 (7, 2)
12/16/62	Tommy McDonald at Cardinals (L)	162 (4, 3)
12/16/62	Timmy Brown (RB) at Cardinals (L)	199 (5, 2)
12/9/62	Pete Retzlaff (TE) vs. Steelers (L)	122 (7, 2)
12/2/62	Pete Retzlaff (TE) at Redskins (W)	135 (8, 1)
11/25/62	Tommy McDonald vs. Cowboys (W)	108 (3, 1)
11/25/62	Pete Retzlaff (TE) vs. Cowboys (W)	113 (4, 0)
10/28/62	Timmy Brown (RB) at Vikings (L)	174 (5, 1)
10/21/62	Howard Cassady vs. Redskins (L)	133 (8, 2)
10/14/62	Tommy McDonald at Cowboys (L)	131 (7, 0)
9/30/62	Tommy McDonald vs. Browns (W)	140 (6, 1)
9/23/62	Timmy Brown (RB) vs. Giants (L)	160 (9, 1)
9/16/62	Pete Retzlaff (TE) vs. Cardinals (L)	126 (4, 0)
12/17/61	Pete Retzlaff at Lions (W)	105 (9, 1)
12/10/61	Tommy McDonald vs. Giants (L)	237 (7, 2)
11/26/61	Tommy McDonald vs. Cowboys (W)	131 (5, 3)
11/5/61	Tommy McDonald vs. Bears (W)	109 (6, 1)
10/29/61	Tommy McDonald at Redskins (W)	141 (7, 1)
10/29/61	Pete Retzlaff at Redskins (W)	125 (7, 2)
10/1/61	Tommy McDonald vs. Cardinals (L)	187 (11, 0)
10/1/61	Bobby Walston vs. Cardinals (L)	127 (2, 0)
12/18/60	Tommy McDonald at Redskins (W)	116 (2, 2)
12/18/60	Timmy Brown (RB) at Redskins (W)	128 (5, 1)
12/18/60	Pete Retzlaff at Redskins (W)	110 (5, 1)
12/11/60	Timmy Brown (RB) at Steelers (L)	112 (3, 1)
12/4/60	Pete Retzlaff at Cardinals (W)	123 (5, 1)
11/20/60	Bobby Walston at Giants (W)	119 (6, 0)
11/6/60	Tommy McDonald vs. Steelers (W)	141 (8, 3)
10/9/60	Pete Retzlaff vs. Cardinals (W)	132 (7, 2)
12/6/59	Tommy McDonald at Redskins (W)	153 (9, 3)
11/15/59	Pete Retzlaff vs. Cardinals (W)	137 (5, 1)
10/25/59	Tommy McDonald at Cardinals (W)	122 (3, 2)
10/4/59	Tommy McDonald vs. Giants (W)	133 (6, 3)
12/14/58	Tommy McDonald at Redskins (L)	148 (4, 0)
11/16/58	Bill Barnes (RB) vs. Cardinals (W)	109 (7, 0)
10/26/58	Pete Retzlaff at Packers (L)	121 (6, 0)
10/14/56	Bobby Walston at Steelers (W)	108 (4, 1)
9/30/56	Bobby Walston at Rams (L)	115 (5, 0)
12/11/55	Pete Pihos at Bears (L)	114 (11, 0)
12/4/55	Pete Pihos vs. Cardinals (W)	127 (10, 1)
11/27/55	Pete Pihos vs. Rams (L)	103 (6, 1)
11/13/55	Bill Stribling vs. Browns (W)	123 (6, 2)
11/6/55	Pete Pihos at Redskins (L)	119 (8, 1)
12/12/54	Pete Pihos vs. Giants (W)	119 (8, 1)
11/28/54	Jerry Williams (RB) vs. Redskins (W)	163 (6, 1)
11/7/54	Dom Moselle (RB) vs. Cardinals (W)	100 (7, 1)
10/23/54	Pete Pihos at Steelers (L)	111 (7, 1)
10/17/54	Pete Pihos at Redskins (W)	132 (9, 3)
10/3/54	Jerry Williams (RB) at Cardinals (W)	166 (5, 1)
10/3/54	Bobby Walston at Cardinals (W)	110 (5, 3)
11/21/53	Pete Pihos vs. Cardinals (W)	113 (7, 0)
11/15/53	Pete Pihos vs. Colts (W)	118 (7, 1)
11/15/53	Bobby Walston vs. Colts (W)	110 (7, 0)
11/8/53	Bobby Walston vs. Giants (W)	176 (8, 2)
11/8/53	Pete Pihos vs. Giants (W)	145 (7, 2)
10/25/53	Pete Pihos at Cardinals (W)	156 (8, 1)
10/10/53	Bobby Walston at Browns (L)	110 (4, 0)
12/7/52	Bud Grant vs. Dallas Texans (W)	203 (11, 2)
11/30/52	Bud Grant at Cardinals (L)	186 (8, 1)
11/23/52	Bobby Walston at Browns (W)	121 (4, 1)
10/12/52	Bud Grant vs. Steelers (W)	111 (5, 1)
9/28/52	Bud Grant at Steelers (W)	135 (4, 1)
10/21/51	Bobby Walston* at Giants (L)	118 (6, 2)
10/22/50	Jack Ferrante at Steelers (W)	118 (5, 0)
10/15/50	Jack Ferrante at Colts (W)	103 (6, 0)
10/7/50	Jack Ferrante vs. Rams (W)	101 (4, 2)
11/13/49	Clyde Scott* (RB) at Redskins (W)	127 (4, 1)
12/12/48	Jack Ferrante vs. Lions (W)	184 (7, 3)
11/28/48	Pete Pihos vs. Steelers (W)	112 (7, 1)
11/7/48	Pete Pihos at Giants (W)	128 (5, 2)
12/14/47	Pete Pihos* vs. Packers (W)	108 (4, 1)
11/11/45	Jack Ferrante vs. Giants (W)	135 (5, 2)
10/28/45	Jack Ferrante vs. Browns (W)	101 (5,1)

* - denotes rookie; Underline - denotes playoff game

ALL-TIME 100-YARD RECEIVING GAMES

Date	Player/Opponent/Result	Yds (Rec, TD)
12/5/43	Tony Bova vs. Packers (L)	106 (3, 2)
11/1/42	Fred Meyer* at Redskins (L)	119 (4, 0)
12/1/40	Don Looney* at Redskins (L)	180 (14, 0)
10/26/40	Lester McDonald vs. Brook. Dodg. (L)	102 (6, 0)
9/22/40	Don Looney* at Rams (L)	129 (8, 2)
9/15/40	Don Looney* at Packers (L)	115 (8, 1)
11/19/39	Herschel Ramsey at Bears (L)	131 (8, 1)
9/11/38	Joe Carter vs. Redskins (L)	116 (6, 2)
11/14/37	Joe Carter at Packers (L)	139 (6, 1)

* - denotes rookie; Underline - denotes playoff game

MOST 100-YARD RECEIVING GAMES, Career

1. Pete Retzlaff 23
2. Harold Carmichael 21
   Mike Quick 21
4. DeSean Jackson 20
5. Tommy McDonald 17
6. Fred Barnett 15
7. Jeremy Maclin 14
   Pete Pihos 14
9. Ben Hawkins 13
   Harold Jackson 13

*includes playoff games

MOST 150-YARD RECEIVING GAMES, Career

1. DeSean Jackson 7
2. Jeremy Maclin 5
   Tommy McDonald 5
4. Ben Hawkins 4
   Fred Barnett 4

MOST 200-YARD RECEIVING GAMES, Career

1. DeSean Jackson 1
   Kevin Curtis 1
   Pete Retzlaff 1
   Tommy McDonald 1
   Bud Grant 1

MOST 100-YARD RECEIVING GAMES, Season

1. Terrell Owens (2004) 7
2. Irving Fryar (1997) 6
   Mike Quick (1983) 6
4. **(10 times) last by Zach Ertz (2018) 5**

*regular season only

CONSECUTIVE 100-YD RECEIVING GAMES

	PLAYER (YEAR)	GAMES
1.	Terrell Owens (2004)	5
	Harold Jackson (last 2 in 1971, first 3 in 1972)	5
3.	Mike Quick (1983)	4
4.	(seven times) last by Irving Fryar (1996)	3

ALL-TIME MULTI-SACK GAMES

Date	Player/Opponent/Result	Sacks
12/30/18	**Fletcher Cox at Redskins (W)**	**3.0**
12/23/18	**Chris Long vs. Texans (W)**	**2.0**
12/9/18	**Michael Bennett at Cowboys (L)**	**1.5**
12/9/18	**Fletcher Cox at Cowboys (L)**	**1.5**
11/11/18	**Michael Bennett vs. Cowboys (L)**	**2.0**
11/11/18	**Brandon Graham vs. Cowboys (L)**	**1.5**
10/28/18	**Chris Long at Jaguars (W)**	**2.0**
10/28/18	**Jordan Hicks at Jaguars (W)**	**1.5**
9/23/18	**Derek Barnett vs. Colts (W)**	**1.5**
9/6/18	**Fletcher Cox vs. Falcons (W)**	**1.5**
9/6/18	**Jordan Hicks vs. Falcons (W)**	**1.5**
12/3/17	**Brandon Graham at Seahawks (L)**	**1.5**
11/19/17	**Derek Barnett* at Cowboys (W)**	**2.0**
10/23/17	**Derek Barnett* vs. Redskins (W)**	**2.0**
9/10/17	**Brandon Graham at Redskins (W)**	**2.0**
12/11/16	**Fletcher Cox vs. Redskins (L)**	**1.5**
9/25/16	**Fletcher Cox vs. Steelers (W)**	**2.0**
12/26/15	**Fletcher Cox vs. Redskins (L)**	**2.0**
12/6/15	**Brandon Graham at Patriots (W)**	**2.0**
12/6/15	Connor Barwin at Patriots (W)	2.0
11/26/15	Vinny Curry at Lions (L)	2.0
11/8/15	**Brandon Graham at Cobwoys (W)**	**2.0**
10/11/15	**Fletcher Cox vs. Saints (W)**	**3.0**
11/23/14	Connor Barwin vs. Titans (W)	2.0
11/23/14	Trent Cole vs. Titans (W)	2.0
11/10/14	**Brandon Graham vs. Panthers (W)**	**1.5**
11/10/14	Connor Barwin vs. Panthers (W)	3.5
10/12/14	Vinny Curry vs. Giants (W)	2.0
10/12/14	Connor Barwin vs. Giants (W)	3.0
10/5/14	Connor Barwin vs. Rams (W)	2.0
12/22/13	Trent Cole vs. Bears (W)	3.0
12/22/13	Mychal Kendricks vs. Bears (W)	2.0
12/1/13	**Brandon Graham vs. Cardinals (W)**	**2.0**
12/1/13	Trent Cole vs. Cardinals (W)	2.0
11/17/13	Trent Cole vs. Redskins (W)	2.0
12/13/12	**Brandon Graham vs. Bengals (L)**	**2.5**
12/13/12	**Fletcher Cox* vs. Bengals (L)**	**1.5**
12/2/12	**Brandon Graham at Cowboys (L)**	**1.5**
9/23/12	Jason Babin at Cardinals (L)	1.5
12/18/11	Jason Babin vs. Jets (W)	3.0
12/11/11	Jason Babin at Dolphins (W)	3.0
12/11/11	Trent Cole at Dolphins (W)	3.0
12/1/11	Jason Babin at Seahawks (L)	2.0
10/30/11	Jason Babin vs. Cowboys (W)	2.0
10/2/11	Jason Babin vs. 49ers (L)	3.0
9/18/11	Cullen Jenkins at Falcons (L)	2.0
9/11/11	Jason Babin at Rams (W)	2.0
11/28/10	Trent Cole at Bears (L)	2.0
10/17/10	Trent Cole vs. Falcons (W)	2.0
9/26/10	Trent Cole at Jaguars (W)	2.0
9/26/10	Trevor Laws at Jaguars (W)	2.0
9/12/10	Juqua Parker vs. Packers (L)	2.0
12/20/09	Trent Cole vs. 49ers (W)	2.0
12/13/09	Darren Howard at Giants (W)	2.0
10/26/09	Trent Cole at Redskins (W)	2.0
9/13/09	Darren Howard at Panthers (W)	2.0
12/28/08	Chris Clemons vs. Cowboys (W)	2.0
11/16/08	Trent Cole at Bengals (T)	2.0
11/16/08	Darren Howard at Bengals (T)	2.0
11/2/08	Darren Howard at Seahawks (W)	1.5
9/21/08	Juqua Parker vs. Steelers (W)	2.5
9/21/08	Darren Howard vs. Steelers (W)	2.0
9/21/08	Omar Gaither vs. Steelers (W)	1.5
12/9/07	Trent Cole vs. Giants (L)	2.0
10/28/07	Trent Cole at Vikings (W)	2.0
9/23/07	Trent Cole vs. Lions (W)	3.5
9/23/07	Brodrick Bunkley vs. Lions (W)	2.0
9/23/07	Juqua Parker vs. Lions (W)	2.0
9/9/07	Trent Cole at Packers (L)	1.5
1/13/07	Darwin Walker at Saints (L)	2.0
12/31/06	Matt McCoy vs. Falcons (W)	2.0
12/31/06	Juqua Parker vs. Falcons (W)	2.0
11/19/06	Trent Cole vs. Titans (L)	1.5
10/8/06	Darwin Walker vs. Cowboys (W)	3.0
10/8/06	Darren Howard vs. Cowboys (W)	2.0
9/17/06	Jevon Kearse vs. Giants (L)	2.5
9/17/06	Trent Cole vs. Giants (L)	2.0
9/17/06	Mike Patterson vs. Giants (L)	1.5
9/10/06	Trent Cole at Texans (W)	2.0
11/20/05	Jevon Kearse at Giants (L)	2.5
11/20/05	Trent Cole* at Giants (L)	2.0
11/14/05	Trent Cole* vs. Cowboys (L)	2.0
9/12/05	Brian Dawkins at Falcons (L)	1.5
9/12/05	Darwin Walker at Falcons (L)	1.5
1/23/05	Derrick Burgess vs. Falcons (W)	2.0
12/5/04	Corey Simon vs. Packers (W)	2.0
12/5/04	Darwin Walker vs. Packers (W)	2.0
11/28/04	Corey Simon at Giants (W)	2.0
11/7/04	Sam Rayburn at Steelers (L)	2.0
10/31/04	Jevon Kearse vs. Ravens (W)	2.0
9/26/04	Jevon Kearse at Lions (W)	3.0
11/16/03	Darwin Walker vs. Giants (W)	1.5
12/21/02	N.D. Kalu at Cowboys (W)	2.0
12/8/02	Brandon Whiting at Seahawks (W)	2.0
12/1/02	N.D. Kalu vs. Rams (W)	3.0
12/1/02	Hugh Douglas vs. Rams (W)	2.0
11/3/02	Hugh Douglas at Bears (W)	2.0
10/20/02	Carlos Emmons vs. Buccaneers (W)	2.0
12/9/01	Derrick Burgess at Chargers (W)	2.0
11/29/01	Corey Simon at Chiefs (W)	2.0
11/25/01	Corey Simon vs. Redskins (L)	2.0
11/18/01	Troy Vincent at Cowboys (W)	1.5
11/11/01	Hugh Douglas vs. Vikings (W)	2.5
11/4/01	Hugh Douglas vs. Cardinals (W)	2.0
9/23/01	Brandon Whiting at Seahawks (W)	2.0
12/31/00	Hugh Douglas vs. Buccaneers (W)	2.0
11/19/00	Brian Dawkins vs. Cardinals (W)	2.0
11/19/00	Jeremiah Trotter vs. Cardinals (W)	2.0
11/19/00	Corey Simon* vs. Cardinals (W)	1.5
11/5/00	Brandon Whiting vs. Cowboys (W)	1.5
10/22/00	Hugh Douglas vs. Bears (W)	1.5
10/8/00	Hugh Douglas vs. Redskins (L)	2.0
9/24/00	Corey Simon* at Saints (W)	2.0
9/17/00	Hugh Douglas at Packers (L)	2.5
9/3/00	Hugh Douglas at Cowboys (W)	2.0
1/2/00	Tyrone Williams vs. Rams (W)	2.0
12/19/99	Mike Mamula vs. Patriots (W)	3.0
10/31/99	Greg Jefferson vs. Giants (L)	1.5
11/22/98	Bill Johnson at Giants (L)	1.5
11/15/98	Hugh Douglas at Redskins (L)	1.5
11/8/98	Hugh Douglas vs. Lions (W)	2.5
10/18/98	Hugh Douglas at Chargers (L)	4.5
10/11/98	Hollis Thomas vs. Redskins (W)	2.0
10/11/98	Hugh Douglas vs. Redskins (W)	1.5
10/11/98	Al Wallace vs. Redskins (W)	1.5

* - denotes rookie; Underline - denotes playoff game

ALL-TIME MULTI-SACK GAMES

Date	Player/Opponent/Result	Sacks
12/14/97	Greg Jefferson at Falcons (L)	2.0
11/2/97	Hollis Thomas at Cardinals (L)	1.5
10/26/97	Rhett Hall vs. Cowboys (W)	3.5
10/26/97	William Thomas vs. Cowboys (W)	2.0
9/15/97	Bobby Taylor at Cowboys (L)	2.0
12/22/96	William Fuller vs. Cardinals (W)	3.0
12/1/96	William Fuller vs. Giants (W)	2.0
11/24/96	William Thomas at Cardinals (L)	2.0
10/13/96	Mike Mamula at Giants (W)	2.5
10/13/96	William Fuller at Giants (W)	2.0
10/13/96	Rhett Hall at Giants (W)	1.5
10/13/96	William Thomas at Giants (W)	1.5
9/22/96	William Fuller at Falcons (W)	2.0
9/1/96	Mike Mamula at Redskins (W)	2.0
12/17/95	William Fuller vs. Cardinals (L)	2.0
12/10/95	William Fuller vs. Cowboys (W)	1.5
12/3/95	William Fuller at Seahawks (L)	2.0
12/3/95	Kevin Johnson at Seahawks (L)	2.0
11/19/95	Mike Mamula vs. Giants (W)	3.0
11/19/95	Andy Harmon vs. Giants (W)	2.0
10/29/95	William Fuller vs. Rams (W)	2.0
10/29/95	Andy Harmon vs. Rams (W)	2.0
10/15/95	Andy Harmon at Giants (W)	2.0
10/15/95	Kevin Johnson at Giants (W)	2.0
10/8/95	Andy Harmon vs. Redskins (W)	3.0
10/1/95	Mike Mamula at Saints (W)	2.0
12/18/94	Mike Flores vs. Giants (L)	2.0
12/4/94	William Fuller at Cowboys (L)	1.5
11/6/94	Andy Harmon vs. Cardinals (W)	2.0
10/24/94	William Thomas vs. Oilers (W)	2.0
9/18/94	Bill Romanowski vs. Packers (W)	1.5
9/12/94	William Fuller vs. Bears (W)	2.0
1/3/94	Andy Harmon vs. 49ers (W)	3.0
12/26/93	Clyde Simmons vs. Saints (W)	2.0
12/6/93	Andy Harmon at Cowboys (L)	2.5
11/28/93	Mike Flores at Redskins (W)	2.0
10/31/93	Andy Harmon vs. Cowboys (L)	2.0
9/19/93	Clyde Simmons vs. Redskins (W)	2.0
12/27/92	Clyde Simmons vs. Giants (W)	1.5
12/13/92	Clyde Simmons at Seahawks (W)	2.0
12/13/92	Reggie White at Seahawks (W)	2.0
12/6/92	Andy Harmon vs. Vikings (W)	2.5
11/29/92	Mike Pitts at 49ers (L)	2.0
11/22/92	Reggie White at Giants (W)	3.5
11/22/92	Clyde Simmons at Giants (W)	3.0
11/8/92	Clyde Simmons vs. Los Angeles Raiders (W)	1.5
11/8/92	Reggie White vs. Los Angeles Raiders (W)	1.5
10/11/92	Clyde Simmons at Chiefs (L)	2.0
10/5/92	Reggie White vs. Cowboys (W)	2.0
9/20/92	Clyde Simmons vs. Broncos (W)	1.5
9/13/92	Clyde Simmons at Phoenix Cardinals (W)	3.0
12/22/91	Reggie White vs. Redskins (W)	2.0
12/8/91	Clyde Simmons at Giants (W)	2.0
12/2/91	Seth Joyner at Oilers (W)	2.0
11/17/91	Clyde Simmons vs. Bengals (W)	2.0
11/17/91	Reggie White vs. Bengals (W)	2.0
11/4/91	Clyde Simmons vs. Giants (W)	1.5
11/4/91	Reggie White vs. Giants (W)	1.5
10/6/91	Wes Hopkins at Buccaneers (L)	2.0
9/22/91	Clyde Simmons vs. Steelers (W)	2.0
9/15/91	Clyde Simmons at Cowboys (W)	4.5
9/15/91	Jerome Brown at Cowboys (W)	2.5
9/15/91	Mike Golic at Cowboys (W)	2.0
9/1/91	Reggie White at Packers (W)	3.0
12/29/90	Seth Joyner at Phoenix Cardinals (W)	2.0
12/16/90	Clyde Simmons vs. Packers (W)	1.5
12/16/90	Reggie White vs. Packers (W)	1.5
11/18/90	Clyde Simmons at Falcons (W)	2.0
11/12/90	Reggie White vs. Redskins (W)	2.0
11/4/90	Seth Joyner vs. Patriots (W)	2.0
10/15/90	Jessie Small vs. Vikings (W)	2.0
9/30/90	Reggie White vs. Colts (L)	3.0
9/16/90	Mike Pitts vs. Phoenix Cardinals (L)	2.0
9/16/90	Reggie White vs. Phoenix Cardinals (L)	2.0
12/18/89	Jerome Brown at Saints (L)	2.0
10/29/89	Clyde Simmons at Broncos (W)	3.5
10/29/89	Reggie White at Broncos (W)	1.5
10/22/89	Seth Joyner vs. Los Angeles Raiders (W)	2.0
10/15/89	Jerome Brown at Phoenix Cardinals (W)	2.5
10/8/89	Reggie White vs. Giants (W)	2.0
9/24/89	Reggie White vs. 49ers (L)	2.5
9/24/89	Mike Pitts vs. 49ers (L)	2.0
9/24/89	Clyde Simmons vs. 49ers (L)	2.0
9/17/89	Jerome Brown at Redskins (W)	2.0
9/10/89	Clyde Simmons vs. Seahawks (W)	2.0
12/18/88	Reggie White at Cowboys (W)	2.0
12/10/88	Reggie White at Phoenix Cardinals (W)	2.0
11/27/88	Clyde Simmons vs. Phoenix Cardinals (W)	2.5
11/6/88	Reggie White vs. Los Angeles Rams (W)	2.0
10/30/88	Reggie White vs. Falcons (L)	2.0
10/10/88	Reggie White vs. Giants (W)	2.5
10/2/88	Clyde Simmons vs. Oilers (W)	2.0
9/25/88	Reggie White at Vikings (L)	4.0
12/27/87	Reggie White vs. Bills (W)	2.0
12/20/87	Reggie White at Jets (W)	2.0
12/6/87	Reggie White at Giants (L)	2.0
11/29/87	Mike Pitts at Patriots (W)	2.0
11/29/87	Reggie White at Patriots (W)	2.0
11/22/87	Reggie White vs. St. Louis Rams (L)	2.0
11/15/87	Reggie White vs. Giants (L)	3.0
11/1/87	Jerome Brown at St. Louis Rams (W)	2.0
11/1/87	Reggie White at St. Louis Rams (W)	2.0
10/25/87	Reggie White vs. Cowboys (W)	2.5
10/18/87	Fred Smalls at Packers (L)	2.5
10/18/87	Ray Phillips at Packers (L)	1.5
9/20/87	Clyde Simmons vs. Saints (W)	1.5
9/20/87	Reggie White vs. Saints (W)	1.5
12/14/86	Reggie White at Cowboys (W)	3.0
12/7/86	Reggie White vs. St. Louis Rams (T)	2.0
11/30/86	Reggie White at Los Angeles Raiders (W)	4.0
11/23/86	Ken Clarke at Seahawks (L)	2.0
11/9/86	Greg Brown vs. Giants (L)	2.0
11/2/86	Reggie White at St. Louis Rams (L)	4.0
10/5/86	Garry Cobb at Falcons (W)	4.0
9/7/86	Ken Clarke at Redskins (L)	2.0
12/22/85	Garry Cobb at Vikings (W)	2.0
12/22/85	Reggie White at Vikings (W)	2.0
12/22/85	Reggie Wilkes at Vikings (W)	2.0
12/8/85	Ray Ellis vs. Redskins (L)	2.0
11/17/85	Reggie White at St. Louis Rams (W)	3.0
11/10/85	Ken Clarke vs. Falcons (W)	2.0
11/10/85	Reggie White vs. Falcons (W)	2.0
10/13/85	Greg Brown vs. St. Louis Rams (W)	3.0
10/6/85	Greg Brown at Saints (L)	1.5
10/6/85	Ken Clarke at Saints (L)	1.5

* - denotes rookie; Underline - denotes playoff game

ALL-TIME MULTI-SACK GAMES

Date	Player/Opponent/Result	Sacks
9/29/85	Reggie White vs. Giants (L)	2.5
9/29/85	Ken Clarke vs. Giants (L)	1.5
12/16/84	Greg Brown at Falcons (L)	4.0
12/16/84	Ken Clarke at Falcons (L)	2.0
12/16/84	Byron Darby at Falcons (L)	2.0
12/9/84	Byron Darby vs. Patriots (W)	1.5
12/9/84	Dennis Harrison vs. Patriots (W)	1.5
12/2/84	Greg Brown vs. Cowboys (L)	1.5
11/25/84	Dennis Harrison at St. Louis Rams (L)	1.5
11/4/84	Ken Clarke at Lions (T)	3.0
10/21/84	Dennis Harrison vs. Giants (W)	2.0
10/21/84	Greg Brown vs. Giants (W)	1.5
10/14/84	Ken Clarke vs. Colts (W)	2.0
10/14/84	Dennis Harrison vs. Colts (W)	2.0
9/30/84	Greg Brown at Redskins (L)	2.0
12/18/83	Greg Brown at St. Louis Rams (L)	2.5
11/20/83	Greg Brown vs. Giants (L)	2.0
11/13/83	Dennis Harrison at Bears (L)	3.0
10/9/83	Dennis Harrison at Giants (W)	2.0
10/2/83	Dennis Harrison at Falcons (W)	3.0
9/25/83	Carl Hairston at St. Louis Rams (L)	2.0
9/25/83	Joel Williams at St. Louis Rams (L)	1.5
12/26/82	Greg Brown at Cowboys (W)	2.0
12/26/82	Dennis Harrison at Cowboys (W)	1.5
12/19/82	Carl Hairston vs. Oilers (W)	2.0
12/11/82	Dennis Harrison at Giants (L)	2.0
12/5/82	Dennis Harrison vs. St. Louis Rams (L)	2.0
11/28/82	Dennis Harrison at Redskins (L)	2.0

* - denotes rookie; Underline - denotes playoff game

MOST MULTI-SACK GAMES, Career

1. Reggie White 38
2. Clyde Simmons 22
3. Trent Cole 20
4. Hugh Douglas 13
5. Dennis Harrison 11

*includes playoff games

MOST MULTI-SACK GAMES, Season

1. Reggie White (1987) 9
2. Clyde Simmons (1992) 7
3. Jason Babin (2011) 6
   Reggie White (1988) 6
5. Hugh Douglas (2000) 5
   Clyde Simmons (1991) 5

*regular season only

MOST 3-SACK GAMES, Career

1. Reggie White 9
2. Clyde Simmons 4
3. Trent Cole 3
   Jason Babin 3
5. **Fletcher Cox, five other players tied with 2**

*includes playoffs

MOST 3-SACK GAMES, Season

1. Jason Babin (2011) 3
   Reggie White (1986) 3
3. Connor Barwin (2014) 2
   Dennis Harrison (1983) 2
   Clyde Simmons (1992) 2

*regular season only

MOST CONSECUTIVE MULTI-SACK GAMES

1. Reggie White (1987) 4
2. Jason Babin (2011) 3
   William Fuller (1995) 3
   Andy Harmon (1995) 3
   Dennis Harrison (1982) 3
   Reggie White (1986) 3

MULTI-INTERCEPTION GAMES SINCE 1960

Date	Player/Opponent/Result	INTs
1/1/17	**Jordan Hicks (LB) vs. Cowboys (W)**	**2**
12/22/16	**Malcolm Jenkins vs. Giants (W)**	**2**
9/9/12	Dominique Rodgers-Cromartie at Browns (W)	2
9/9/12	Kurt Coleman at Browns (W)	2
10/16/11	Kurt Coleman at Redskins (W)	3
11/21/10	Asante Samuel vs. Giants (W)	2
11/15/10	Dimitri Patterson at Redskins (W)	2
11/7/10	Asante Samuel vs. Colts (W)	2
11/29/09	Asante Samuel vs. Redskins (W)	2
10/11/09	Asante Samuel vs. Buccaneers (W)	2
9/13/09	Sheldon Brown at Panthers (W)	2
10/8/06	Lito Sheppard vs. Cowboys (W)	2
10/2/05	Sheldon Brown at Chiefs (W)	2
10/17/04	Lito Sheppard vs. Panthers (W)	2
12/8/02	Bobby Taylor at Seahawks (W)	2
1/12/02	Damon Moore vs. Buccaneers (W)	2
12/16/01	Brian Dawkins at Redskins (W)	2
9/24/00	Troy Vincent at Saints (W)	2
12/19/99	Troy Vincent vs. Patriots (W)	2
12/14/96	Michael Zordich at Jets (W)	2
9/22/96	William Thomas at Falcons (W)	2
12/17/95	William Thomas vs. Cardinals (W)	2
10/15/95	William Thomas at Giants (W)	2
12/26/93	Eric Allen vs. Saints (W)	2
10/17/93	Mark McMillian at Giants (L)	2
1/3/93	Eric Allen at Saints (W)	2
11/8/92	Eric Allen vs. Los Angeles Raiders (W)	2
11/17/91	Wes Hopkins vs. Bengals (W)	2
9/15/91	Rich Miano at Cowboys (W)	2
12/23/90	Eric Allen vs. Cowboys (W)	2
12/18/88	Wes Hopkins at Cowboys (W)	2
11/20/88	Terry Hoage at Giants (W)	2
9/4/88	Terry Hoage at Buccaneers (W)	2
9/20/87	Elbert Foules vs. Saints (W)	2
12/21/86	Roynell Young vs. Redskins (L)	2
9/14/86	Andre Waters at Bears (L)	2
10/20/85	Wes Hopkins vs. Cowboys (W)	2
12/2/84	Wes Hopkins vs. Cowboys (L)	2
12/19/82	Roynell Young vs. Oilers (W)	2
12/20/81	Herman Edwards vs. St. Louis Rams (W)	2
9/17/81	Brenard Wilson at Bills (W)	2
1/3/81	Herman Edwards vs. Vikings (W)	2
1/3/81	Roynell Young vs. Vikings (W)	2
9/22/80	Herman Edwards vs. Giants (W)	2
11/4/79	Herman Edwards vs. Browns (L)	2
10/14/79	Randy Logan at St. Louis Rams (W)	2
12/17/78	Herman Edwards vs. Giants (W)	2
9/17/78	Deac Sanders at Saints (W)	2
12/4/77	Randy Logan at Cowboys (L)	2
11/6/77	Deac Sanders vs. Saints (W)	2
10/9/77	Deac Sanders at Giants (W)	2
12/21/75	Frank LeMaster at Redskins (W)	2
12/21/75	Artimus Parker at Redskins (W)	2
11/30/75	Bill Bergey vs. 49ers (W)	2
10/5/75	Bill Bradley vs. Redskins (W)	2
11/5/72	Bill Bradley vs. St. Louis Rams (T)	2
10/8/72	Bill Bradley at Redskins (L)	2
12/12/71	Leroy Keyes vs. St. Louis Rams (W)	2
11/21/71	Bill Bradley at St. Louis Rams (W)	2
11/7/71	Bill Bradley at Redskins (T)	2
10/31/71	Bill Bradley vs. Broncos (W)	2
9/26/71	Bill Bradley vs. Cowboys (L)	2
11/8/70	Adrian Young vs. Dolphins (W)	2
12/21/69	Joe Scarpati at 49ers (L)	2
10/13/69	Nate Ramsey at Baltimore Colts (L)	2
11/17/68	Al Nelson at Giants (L)	2
10/29/67	Ron Medved vs. Cowboys (W)	2
10/23/66	Joe Scarpati at Giants (W)	3
9/18/66	Joe Scarpati vs. Falcons (W)	2
12/12/65	Jim Nettles at Steelers (W)	3
12/12/65	Joe Scarpati at Steelers (W)	2
11/28/65	Nate Ramsey at St. Louis Rams (W)	3
11/28/65	Al Nelson at St. Louis Rams (W)	2
12/13/64	Nate Ramsey at St. Louis Rams (L)	2
12/1/63	Dave Lloyd at Steelers (T)	2
10/13/63	Don Burroughs at Redskins (W)	2
12/9/62	Ben Scotti vs. Steelers (L)	2
10/6/62	Don Burroughs at Steelers (L)	2
12/3/61	Don Burroughs at Steelers (W)	3
12/3/61	Chuck Bednarik at Steelers (W)	2
11/27/60	Don Burroughs vs. Giants (W)	2
10/16/60	Gene Johnson vs. Lions (W)	2
10/9/60	Don Burroughs vs. St. Louis Rams (W)	2
9/30/60	Chuck Weber at Cowboys (W)	3

* - denotes rookie; Underline - denotes playoff game

MOST MULTI-INT GAMES, Career

1. Bill Bradley 7
2. Don Burroughs 5
   Herman Edwards 5
4. Asante Samuel, Eric Allen 4
   Wes Hopkins, Joe Scarpati. 4
   *includes playoff games

MOST MULTI-INT GAMES, Season

1. Bill Bradley (1971) 4
2. eight times, last by Asante Samuel (2010) 2
   *regular season only

MOST 3-INT GAMES, Career

1. Kurt Coleman 1
   Don Burroughs 1
   Jim Nettles 1
   Nate Ramsey 1
   Joe Scarpati. 1
   Chuck Weber 1
   *includes playoffs

CONSECUTIVE MULTI-INT GAMES

1. Bill Bradley (1971) 2

ALL-TIME INTERCEPTION RETURNS FOR TDs

Date	Player/Opponent/Result	Yards
1/21/18	Patrick Robinson vs. Vikings (W)	50
10/29/17	**Jalen Mills vs. 49ers (W)**	**37**
12/22/16	**Malcolm Jenkins vs. Giants (W)**	**34**
12/11/16	Leodis McKelvin vs. Redskins (L)	29
10/16/16	**Malcolm Jenkins at Redskins (L)**	**64**
12/6/15	**Malcolm Jenkins at Patriots (W)**	**99**
11/8/15	**Jordan Hicks* at Cowboys (W)**	**67**
10/19/15	Nolan Carroll vs. Giants (W)	17
11/10/14	Bradley Fletcher vs. Panthers (W)	34
9/28/14	**Malcolm Jenkins at 49ers (L)**	**53**
12/22/13	Brandon Boykin vs. Bears (W)	54
11/13/11	Asante Samuel vs. Cardinals (L)	20
11/15/10	Dimitri Patterson at Redskins (W)	40
12/6/09	Sheldon Brown at Falcons (W)	83
10/26/09	Will Witherspoon at Redskins (W)	9
1/4/09	Asante Samuel at Vikings (W)	44
12/15/08	Asante Samuel vs. Browns (W)	50
10/12/08	Juqua Parker at 49ers (W)	55
12/17/06	Trent Cole at Giants (W)	19
12/10/06	Michael Lewis at Redskins (W)	84
11/12/06	Sheldon Brown vs. Redskins (W)	70
10/8/06	Lito Sheppard vs. Cowboys (W)	102
10/2/05	Sheldon Brown at Chiefs (W)	40
11/15/04	Lito Sheppard at Cowboys (W)	101
10/17/04	Lito Sheppard vs. Panthers (W)	64
10/5/03	ND Kalu vs. Redskins (W)	15
1/11/03	Bobby Taylor vs. Falcons (W)	39
12/21/02	Shawn Barber at Cowboys (W)	80
12/1/02	Bobby Taylor vs Rams (W)	23
1/12/02	Damon Moore vs. Buccaneers (W)	59
11/18/01	Jeremiah Trotter at Cowboys (W)	50
11/18/01	William Hampton at Cowboys (W)	33
11/19/00	Mike Caldwell vs. Cardinals (W)	26
9/3/00	Jeremiah Trotter at Cowboys (W)	27
1/2/00	Mike Mamula vs. Rams (W)	41
1/2/00	Al Harris vs. Rams (W)	17
11/21/99	Brandon Whiting vs. Colts (L)	22
10/24/99	Brian Dawkins at Dolphins (L)	67
10/3/99	Bobby Taylor at Giants (L)	18
12/7/97	Brian Dawkins vs. Giants (L)	64
11/3/96	Troy Vincent at Cowboys (W)	90 (lateral)
12/30/95	William Thomas vs. Lions (W)	30
12/30/95	Barry Wilburn vs. Lions (W)	24
9/10/95	William Thomas at Cardinals (W)	37
12/24/94	Mike Zordich at Bengals (L)	18
10/30/94	Greg Jackson at Redskins (W)	55
12/26/93	Eric Allen vs. Saints (W)	33
12/26/93	Eric Allen vs. Saints (W)	25
10/3/93	Eric Allen at Jets (W)	94
9/19/93	Eric Allen vs. Redskins (W)	29
1/3/93	Eric Allen at Saints (W)	18
12/6/92	Seth Joyner vs. Vikings (W)	24
11/22/92	Seth Joyner at Giants (W)	43
12/22/91	Otis Smith vs. Washington (W)	74
12/23/90	Eric Allen vs. Cowboys (W)	35
11/25/90	Byron Evans vs. Giants (W)	23
11/12/90	William Frizzell vs. Redskins (W)	30
12/3/89	Clyde Simmons at Giants (W)	60
9/10/89	Eric Everett vs. Seahawks (W)	30
10/27/85	Wes Hopkins vs. Bills (W)	24
9/29/85	Herman Edwards vs. Giants (L)	3
12/19/82	Richard Blackmore vs. Oilers (W)	20
12/17/78	Frank LeMaster vs. Giants (W)	9
10/15/78	John Sanders vs. Washington (W)	19
12/21/75	Frank LeMaster at Redskins (W)	89
12/21/75	Joe Lavender at Redskins (W)	36
9/29/74	Joe Lavender vs. Baltimore Colts (W)	37
12/9/73	John Outlaw vs. Jets (W)	45
12/19/71	Al Nelson at Giants (W)	19
10/19/69	Bill Bradley* at Cowboys (L)	56
10/13/69	Nate Ramsey at Baltimore Colts (L)	26
9/21/69	Joe Scarpati vs. Browns (L)	34
12/10/67	Joe Scarpati at Cowboys (L)	67
10/8/67	Don Hultz at Falcons (W)	16
11/20/66	Jim Nettles at 49ers (W)	34
12/12/65	Jim Nettles* at Steelers (W)	56
12/12/65	George Tarasovic at Steelers (W)	40
12/12/65	Maxie Baughan at Steelers (W)	33
12/6/64	Joe Scarpati* vs. Cowboys (W)	24
10/25/64	Irv Cross at Steelers (W)	94
11/10/63	Lee Roy Caffey* at Giants (L)	87
10/13/57	Jimmy Harris* at Browns (L)	65
10/5/57	Jerry Norton vs. Giants (L)	99
10/14/56	Eddie Bell at Steelers (W)	28
11/13/55	Bibbles Bawel vs. Browns (W)	40
10/15/55	Bibbles Bawel at Steelers (L)	42
12/12/54	Jerry Norton* vs. Giants (W)	69
11/15/53	Chuck Bednarik vs. Baltimore Colts (W)	26
12/14/52	Mike Jarmoluk at Redskins (L)	45
12/7/52	Vic Sears vs. Dallas Texans (W)	9
11/2/52	Russ Craft at Packers (L)	32
10/29/50	Joe Muha vs. Redskins (W)	19
10/22/50	Norm Willey* at Steelers (W)	41
9/24/50	Frank Reagan at Chicago Cardinals (W)	46 (lateral)
12/4/49	Joe Muha at Giants (W)	28
11/20/49	Pat McHugh vs. NY Bulldogs (W)	21
11/10/46	Gil Steinke at Giants (L)	52
12/3/44	Vic Lindskog* vs. Brooklyn Tigers (W)	65
11/26/44	Tom Miller vs. Bears (L)	35
11/19/44	Jack Hinkle at Redskins (W)	50
11/7/43	Larry Cabrelli vs. Redskins (T)	24
10/31/43	Ben Kish vs. Chicago Cardinals (W)	86
9/16/38	Jay Arnold at Pittsburgh Pirates (W)	22
10/10/37	Maurice Harper* at Redskins (W)	20
11/6/34	Swede Hanson vs. Cincinnati Reds (W)	N/A
11/26/33	Lee Woodruff vs. Cincinnati Reds (W)	55

* - denotes rookie

Underline - denotes playoff game

MOST INT-TDs, Career (includes playoffs)

1. Eric Allen 6
2. **Malcolm Jenkins 4**
3. Sheldon Brown, Asante Samuel, Lito Sheppard, Bobby Taylor, Joe Scarpati 3

MOST INT-TDs, Season (regular season only)

1. Eric Allen (1993) 4
2. **Malcolm Jenkins (2016)**, Lito Sheppard (2004), Seth Joyner (1992), Bibbles Bawel (1955) 2

MOST INT-TDs, Game

1. Eric Allen (12/26/93 vs. NO) 2

CONSECUTIVE GAMES WITH AN INT-TD

1. Eric Allen (1993) 2

ALL-TIME FUMBLE RECOVERIES FOR TDs

Date	Player/Opponent/Result	Yards
12/25/17	**Derek Barnett* vs. Raiders**	**23**
12/10/17	**Brandon Graham at LA Rams (W)**	**16**
11/26/17	**Nelson Agholor vs. Bears (W)**	**0**
11/19/17	**Nigel Bradham at Cowboys (W)**	**37**
9/10/17	**Fletcher Cox at Redskins (W)**	**20**
1/3/16	Walter Thurmond at Giants (W)	83
10/5/14	Cedric Thornton vs. Rams (W)	0
9/7/14	**Fletcher Cox vs. Jaguars (W)**	**17**
10/27/13	Najee Goode vs. Giants (L)	2
12/18/11	Juqua Parker vs. Jets (W)	47
11/7/11	Brian Rolle vs. Bears (L)	22
9/11/11	Juqua Parker at Rams (W)	56
10/10/10	Quintin Mikell at 49ers (W)	52
12/13/09	Sheldon Brown at Giants (W)	60
9/13/09	Victor Abiamiri at Panthers (W)	2
12/28/08	Joselio Hanson vs. Cowboys (W)	96
12/28/08	Chris Clemons vs. Cowboys (W)	73
9/15/08	Chris Gocong at Cowboys (L)	0
12/30/07	Kevin Curtis vs. Bills (W)	0
12/23/07	Kevin Curtis at Saints (W)	0
9/24/06	Mike Patterson at 49ers (W)	98
10/9/05	Sheldon Brown at Cowboys (L)	80
1/16/05	Freddie Mitchell vs. Vikings (W)	0
12/15/02	Carlos Emmons vs. Redskins (W)	44
12/9/01	Brian Dawkins vs. Chargers (W)	49
9/30/01	Damon Moore vs. Cowboys (W)	10
9/15/97	William Thomas at Cowboys (L)	37
12/22/96	Mike Mamula vs. Cardinals (W)	4
10/13/96	William Thomas at Giants (W)	23
9/30/96	Rhett Hall vs. Cowboys (L)	32
12/24/95	Jerome Henderson at Bears (L)	0
10/29/95	Kevin Johnson vs. St. Louis Rams (W)	37
10/15/95	Mike Zordich at Giants (W)	58
9/24/95	Greg Jackson at Raiders (L)	45
1/3/94	Byron Evans at 49ers (W)	30
9/13/92	Reggie White at Phoenix Cardinals (W)	37
11/24/91	Seth Joyner at Phoenix Cardinals (W)	34
11/24/91	Clyde Simmons at Phoenix Cardinals (W)	0
10/6/91	Seth Joyner at Buccaneers (L)	0
11/12/90	Clyde Simmons vs. Redskins (W)	18
12/3/89	Andre Waters at Giants (W)	3
11/20/88	Cris Carter at Giants (W)	0
9/20/87	Seth Joyner vs. Saints (W)	18
9/13/87	Reggie White at Redskins (L)	70
12/15/85	Dave Little at Chargers (L)	0
12/26/82	Greg Brown at Cowboys (W)	0
10/11/81	Frank LeMaster at Saints (W)	47
9/27/81	Greg Brown* vs. Redskins (W)	7
11/16/80	Jerry Robinson at Redskins (W)	59
11/19/78	Herman Edwards at Giants (W)	26
12/1/74	Will Wynn vs. Packers (W)	87
10/6/74	Bill Dunstan at Chargers (W)	46
9/23/74	Joe Lavender vs. Cowboys (W)	96
11/4/73	Will Wynn* vs. Patriots (W)	24
11/21/71	Steve Smith at St. Louis Cardinals (W)	5
11/21/71	Ben Hawkins at St. Louis Cardinals (W)	5
11/15/70	Steve Preece vs. Falcons (T)	21
12/18/66	Harold Wells at Redskins (W)	60
10/10/65	George Tarasovic at Cowboys (W)	62
11/22/64	Mike Morgan* vs. St. Louis Cardinals (L)	0
11/27/60	J.D. Smith vs. Giants (W)	0
11/20/60	Jimmy Carr at Giants (W)	38
12/13/59	Don Owens vs. Browns (L)	3
11/22/59	Jerry Huth vs. Los Angeles Rams (W)	0
10/4/59	Chuck Weber vs. Giants (W)	0
12/12/54	Norm Willey vs. Giants (W)	0
10/25/53	Tom Scott* at Chicago Cardinals (W)	0
12/7/52	Ebert Van Buren vs. Dallas Texans (W)	0
11/16/52	Pete Pihos vs. Chicago Cardinals (W)	12
11/9/52	Mike Jarmoluk vs. Redskins (W)	16
11/4/51	Gerry Cowhig at Steelers (W)	25
10/29/50	John Green vs. Redskins (W)	2
11/6/49	Russ Craft vs. Los Angeles Rams (W)	21
10/31/48	Bosh Pritchard at Steelers (W)	18
10/5/47	Joe Muha vs. Giants (W)	2
10/8/44	Jack Banta vs. Redskins (T)	0
10/31/43	Jack Hinkle vs. Chicago Cardinals (W)	0
10/24/43	Al Wukits* at Giants (L)	2
11/1/42	Rupert Pate at Redskins (L)	53
9/20/42	Vic Sears at Cleveland Rams (L)	25
9/15/40	Don Looney* at Packers (L)	44
10/15/39	Theodore Schmitt at Giants (L)	63
9/25/38	Bob Pylman* vs. Giants (W)	88
9/25/38	Joe Carter vs. Giants (W)	92
9/16/38	Jay Arnold at Pittsburgh Pirates (W)	18
10/31/37	Joe Pilconis at Pittsburgh Pirates (L)	22

* - denotes rookie
Underline - denotes playoff game

MOST FR-TDs, Career

1. Seth Joyner 3
2. 9 players, last by **Fletcher Cox** 2

*includes playoff games

MOST FR-TDs, Season

1. Kevin Curtis (2007) 2
   Seth Joyner (1991) 2
   Juqua Parker (2011) 2

*regular season only

CONSECUTIVE GAMES WITH A FR-TD

1. Kevin Curtis (2007) 2

ALL-TIME KICK RETURNS FOR TDs

PUNT RETURNS FOR TOUCHDOWNS

Date	Player/Opponent/Result	Yards
12/2/12	Damaris Johnson* at Cowboys (L)	98
9/27/15	**Darren Sproles at Jets (W)**	**89**
11/22/92	Vai Sikahema at Giants (W)	87
9/13/09	DeSean Jackson at Panthers (W)	85
10/19/03	Brian Westbrook at Giants (W)	84
12/6/15	**Darren Sproles at Patriots (W)**	**83**
9/28/14	**Darren Sproles at 49ers (L)**	**82**
12/21/03	Brian Westbrook vs. 49ers (L)	81
10/4/59	Tommy McDonald vs. Giants (W)	81
10/25/42	Ernie Steele* at Bears (L)	80 (lateral)
12/21/47	Bosh Pritchard at Steelers (W)	79
11/25/02	Brian Mitchell at 49ers (W)	76
11/30/86	Greg Garrity at Los Angeles Raiders (W)	76
12/13/09	DeSean Jackson at Giants (W)	72
9/24/00	Brian Mitchell at Saints (W)	72
10/30/49	Clyde Scott* at Steelers (W)	70
11/23/47	Pat McHugh* at Boston Yanks (L)	69
10/5/08	DeSean Jackson* vs. Redskins (L)	68
11/6/66	Aaron Martin vs. Cowboys (W)	67
12/3/61	Timmy Brown at Steelers (W)	66
11/10/14	**Darren Sproles vs. Panthers (W)**	**65**
12/19/10	DeSean Jackson at Giants (W)	65
12/19/65	Bob Shann* vs. Lions (L)	63
10/11/59	Art Powell* vs. Steelers (W)	58
9/3/78	Wally Henry vs. Los Angeles Rams (L)	57
11/9/52	Don Stevens* vs. Redskins (W)	56
10/31/48	Bosh Pritchard at Steelers (W)	55
10/22/44	Steve Van Buren* vs. Boston Yanks (W)	55
10/6/68	Alvin Haymond at Redskins (L)	54
10/26/52	Bibbles Bawel* at Giants (W)	52
12/8/46	Steve Van Buren at Boston Yanks (W)	50
12/4/49	Frank Reagan at Giants (W)	41
11/2/47	Pete Pihos* at Redskins (W)	26
10/18/36	Stumpy Thomason at Boston Redskins (L)	15

* - denotes rookie
Underline - denotes playoff game

KICKOFF RETURNS FOR TOUCHDOWNS

Date	Player/Opponent/Result	Yards
11/23/14	Josh Huff* vs. Titans (W)	107
9/17/61	Timmy Brown vs. Browns (W)	105
10/7/50	Russ Craft vs. Los Angeles Rams (W)	103
9/21/14	Chris Polk vs. Redskins (W)	102
11/13/38	Dave Smukler at Brooklyn Dodgers (L)	100
11/23/08	Quintin Demps* at Ravens (L)	100
9/22/63	Timmy Brown vs. Cardinals (L)	100
12/2/62	Timmy Brown at Redskins (W)	99
12/11/77	Wilbert Montgomery* vs. Giants (W)	99
10/23/16	Josh Huff vs. Vikings (W)	98
9/22/68	Alvin Haymond vs. Giants (L)	98
12/2/45	Steve Van Buren at Giants (L)	98
11/1/42	Bosh Pritchard* at Redskins (L)	97
9/22/96	Derrick Witherspoon at Falcons (W)	97
11/12/44	Steve Van Buren* vs. Giants (T)	97
9/24/55	Jerry Norton vs. Giants (W)	96
11/24/96	Derrick Witherspoon at Cardinals (L)	95
9/28/47	Steve Van Buren vs. Redskins (W)	95
11/4/01	Brian Mitchell at Cardinals (W)	94
12/24/94	Herschel Walker at Bengals (L)	94
11/6/66	Timmy Brown vs. Cowboys (W)	93
12/2/79	Billy Campfield vs. Lions (W)	92
11/6/66	Timmy Brown vs. Cowboys (W)	90
11/14/99	Allen Rossum vs. Redskins (W)	89
11/18/84	Andre Waters* vs. Redskins (W)	89
10/1/00	Brian Mitchell vs. Falcons (W)	89
10/16/16	**Wendell Smallwood* at Redskins (L)**	**86**
12/17/95	Derrick Witherspoon vs. Cardinals (W)	86
11/2/97	Willie Clark at Cardinals (L)	39

* - denotes rookie

BLOCKED PUNT RETURNS FOR TOUCHDOWNS

Date	Player/Opponent/Result	Yards
12/6/15	Najee Goode at Patriots (W)	24
12/28/14	Trey Burton* at Giants (W)	27
10/5/14	**Chris Maragos vs. Rams (W)**	**10**
9/28/14	Brad Smith at 49ers (L)	0
11/22/92	Ken Rose at Giants (W)	3
9/2/84	Rich Kraynak at Giants (L)	8
10/31/71	Bill Hobbs vs. Broncos (W)	0
12/20/70	Mike Dirks vs. Steelers (W)	0
11/12/67	Jim Nettles at Los Angeles Rams (L)	0
12/18/49	Leo Skladany* at Los Angeles Rams (W)	2
11/3/46	Augie Lio vs. Giants (W)	0

* - denotes rookie
Underline - denotes playoff game

MISSED FIELD GOAL RETURNS FOR TOUCHDOWNS

Date	Player/Opponent/Result	Yards
9/26/71	Al Nelson vs. Cowboys (L)	101
12/11/66	Al Nelson vs. Browns (W)	100
9/16/62	Timmy Brown vs. St. Louis Cardinals (L)	99

BLOCKED FIELD GOAL RETURNS FOR TOUCHDOWNS

Date	Player/Opponent/Result	Yards
10/23/05	Matt Ware vs. Chargers (W)	65
11/20/88	Clyde Simmons at Giants (W)	15

BEST PERFORMANCES VS. EAGLES

SCORING

Most Touchdowns Scored

5 James Stewart, Jaguars (10/12/97 at Jax.) (all rushing)
4 Joseph Addai, Colts (11/26/06 at Ind.); Larry Brown, Redskins (12/16/73 at Was.); Ron Johnson, Giants (10/2/72 at Phi.); MacArthur Lane, Cardinals (10/18/70 at Phi.); John David Crow, Cardinals (12/16/62 at StL); Jim Taylor, Packers (11/11/62 at Phi.); Jim Brown, Browns (11/19/61 at Cle.)

Most Field Goals

5 (7 times) last by Josh Brown, Giants (10/27/13 at Phi., 5 att) and Al Del Greco, Titans (12/3/00 at Phi., 5 att)

Longest Field Goal

62 Brett Maher, Cowboys (12/9/18 at Dal.)
62 Matt Bryant, Buccaneers (10/22/06 at TB)
56 Justin Tucker, Ravens (9/16/12 at Phi.)
56 Mason Crosby, Packers (9/12/10 at Phi.)
56 Morten Andersen, Saints (12/26/93 at Phi.)

RUSHING

Most Rushing Attempts

43 Butch Woolfolk, Giants (11/20/83 at Phi.)

Most Yards Rushing

237 Emmitt Smith, Cowboys (10/31/93 at Phi.) 30 att.
237 Jim Brown, Browns (11/19/61 at Cle.) 34 att.
235 Doug Martin, Buccaneers (11/22/15 vs. TB) 27 att.
223 Jim Brown, Browns (11/3/63 at Phi.) 28 att.
221 Gerald Riggs, Redskins (9/17/89 at Was.) 29 att.

Most Touchdowns Rushing

5 James Stewart, Jaguars (10/12/97 at Jax.)
4 Joseph Addai, Colts (11/26/06 at Ind.); Jim Taylor, Packers (11/11/62 at Phi.); Jim Brown, Browns (11/19/61 at Cle.)

Longest Run From Scrimmage

90t Adrian Peterson, Redskins (12/3/18 at Phi.)
87t John Henry Johnson, Steelers (12/11/60 at Pit.)
85t Reggie Brooks, Redskins (9/19/93 at Phi.)
84t Herschel Walker, Cowboys (12/14/86 at Dal.)
84 Doug Martin, Buccaneers (11/22/15 at Phi.)

PASSING

Most Passes Attempted

63 Eli Manning, Giants (12/22/16 at Phi.)
58 Ryan Fitzpatrick, Jets (9/27/15 at NYJ
57 Eli Manning, Giants (12/17/17 at NYG))
56 Tom Brady, Patriots (12/6/15 at NE)
56 Fran Tarkenton, Vikings (12/3/78 at Min.)

Most Passes Completed

42 Dak Prescott, Cowboys (12/9/18 at Dal.)
38 Eli Manning, Giants (12/22/16 at Phi.
37 Eli Manning, Giants (12/17/17 at NYG))
37 Daunte Culpepper, Vikings (9/20/04 at Phi.)
36 Philip Rivers, Chargers (9/15/13 at Phi.)

Most Yards Gained Passing

455 Dak Prescott (12/9/18 at Dal.)
446 Jon Kitna, Lions (9/23/07 at Phi.)
434 Eli Manning, Giants (12/17/17 at NYG)
429 Eli Manning, Giants (9/28/14 at NYG)
428 Joe Montana, 49ers (9/24/89 at Phi.)

Most Touchdown Passes

5 Matthew Stafford, Lions (11/26/15 at Det.); Jameis Winston, Buccaneers (11/22/15 vs. TB); Eli Manning, Giants (12/30/12 at NYG); Joe Montana, 49ers (9/24/89 at Phi.); Craig Morton, Cowboys (10/19/69 at Dal.); Don Meredith, Cowboys (10/9/66 at Dal.); Don Meredith, Cowboys (9/29/68 at Phi.); Sonny Jurgensen, Redskins (10/11/64 at Was.); Sammy Baugh, Redskins (9/28/47 at Phi.); Frank Filchock, Redskins (10/8/44 at Phi.)

Longest Pass Play

96 Bill Kilmer to Walter Roberts, Saints (11/19/67 at Phi.)
93t Neil Lomax to Ernie Jones, Cardinals (12/10/88 at Pho.)
91t Jon Kitna to Roy Williams, Lions (9/23/07 at Phi.)
90t Seneca Wallace to Koren Robinson (11/2/08 at Sea.)
90t Virgil Carter to Speedy Thomas, Bengals (9/19/71 at Cin.)

RECEIVING

Most Passes Caught

13 Wes Welker, Patriots (11/25/07 at NE)
13 Terrell Owens, 49ers (11/25/02 at SF)
12 (8 times) last by Ezekiel Elliott, Cowboys (12/9/18 at Dal.)

Most Yards Gained Receiving

225 Kenny Britt, Titans (10/24/10 at Ten.) 7 rec.
217 Amari Cooper, Cowboys (12/9/18 at Dal.) 10 rec.
213 Tony Hill, Cowboys (11/12/79 at Dal.) 7 rec.
212 Hugh Taylor, Redskins (9/28/47 at Phi.) 8 rec.
204 Roy Williams, Lions (9/23/07 at Phi.) 9 rec.

Most Touchdown Passes Caught

3 (18 times) last by Amari Cooper, Cowboys (12/9/18 at Dal.)

INTERCEPTIONS

Most Interceptions

3 (14 times) last by Lofa Tatupu, Seahawks (12/2/07 at Phi.)

Longest Interception Return

107t Ed Reed, Ravens (11/23/08 at Bal.)
100t Mike Gaechter, Cowboys (10/14/62 at Dal.)
99t Patrick Robinson, Saints (11/5/12 at NO)
98 Brandon McDonald (12/15/08 vs. Cle.)
97t Darren Sharper, Saints (9/20/09 at Phi.)

MISCELLANEOUS

Most Punts

14 Sammy Baugh, Redskins (11/5/39 at Was.)

Longest Punt

85 Sammy Baugh, Redskins (12/1/40 at Was.)
80 Parker Hall, Cleveland Rams (12/3/39 at Phi.)

Longest Kickoff Return

105t Trindon Holliday, Broncos (9/29/13 at Den.)
104t Buddy Young, Colts (11/15/53 at Phi.)
103t George Hoey, Cardinals (11/21/71 at StL)
102t Larry Jones, Redskins (11/24/74 at Was.)
101t Wallace Francis, Bills (10/7/73 at Buf.)
101t Amos March, Cowboys (10/14/62 at Dal.)

Longest Punt Return

90t Adam Jones, Titans (11/19/06 at Phi.)
90t Jacquez Green, Redskins (9/16/02 at Was.)
88t Andre Coleman, Chargers (9/17/95 at Phi.)
88t George Grosvenor, Cardinals (11/8/36 at Chi.)
87t Ted Ginn Jr., Dolphins (11/18/07 at Phi.)
86t Johnny Roland, Cardinals (10/2/66 at Phi.)

Longest Fumble Return

93t James Sanders, Cardinals (9/23/12 at Arz.)
74t Bull Karcis, Giants (10/16/38 at NYG)
69t DeMarcus Ware, Cowboys (10/8/06 at Phi.)
65t Willie Teal, Vikings (12/1/85 at Phi.)
64t Linval Joseph, Vikings (10/7/18 at Phi.)
64 Ray Edwards, Falcons (9/18/11 at Atl.)

Longest Return With Intercepted Lateral

93t Dick Poillon, Redskins (11/21/48 at Phi.)

SINGLE-SEASON TEAM RECORDS

SCORING

Most Points Scored
474 (2014, 16 games)
457 (2017, 16 games(
442 (2013, 16 games)
439 (2010, 16 games)
429 (2009, 16 games)

Fewest Scored
51 (1936, 12 games)
60 (1935, 11 games)
77 (1933, 9 games)

Most Allowed
444 (2012, 16 games)
430 (2015, 16 games)
409 (1967, 14 games)
400 (2014, 16 games)
393 (1973, 14 games)

Fewest Allowed
85 (1934, 11 games)
131 (1944, 10 games)
133 (1945, 10 games)

TOUCHDOWNS

Most Scored
54 (2014, 16 games)
53 (2017, 16 games)
53 (2013, 16 games)
50 (1948, 12 games)
49 (3x - 2010, 16 games)

Fewest Scored
6 (1936, 12 games)

Most Allowed
52 (2012, 16 games)
52 (1967, 14 games)
50 (2015, 16 games)
48 (2014, 16 games)

Fewest Allowed
10 (1934, 11 games)
17 (1950, 12 games)
17 (1949, 12 games)
18 (1945, 10 games)

Most by Rushing
25 (1949, 12 games)
25 (1945, 10 games)
23 (2003, 16 games)

Most by Passing
38 (2017, 16 games)
34 (1990, 16 games)
34 (1961, 14 games)
33 (1954, 12 games)
32 (2x - 2013, 16 games)

KICKING

Most Field Goals Made
35 (2016, 16 games)
33 (2008, 16 games)
32 (2014, 16 games)
32 (2010, 16 games)
32 (2009, 16 games)

Most PATs Made
54 (2014, 16 games)
50 (1948, 12 games)
48 (2006, 16 games)
48 (1980, 16 games)
47 (2x - 2010, 16 games)

RUSHING

Most Attempts
632 (1949, 12 games)
587 (1978, 16 games)
581 (1950, 12 games)

Most Yards Gained
2,607 (1949, 12 games)
2,566 (2013, 16 games)
2,556 (1990, 16 games)
2,509 (1981, 16 games)
2,456 (1978, 16 games)

PASSING

Most Attempts
623 (2015, 16 games)
621 (2014, 16 games)
620 (2005, 16 games)
618 (2012, 16 games)
609 (2016, 16 games)

Most Completions
422 (2018, 16 games)
405 (2015, 16 games)
384 (2014, 16 games)
380 (2016, 16 games)
367 (2012, 16 games)

Most Yards Gained (Gross)
4,581 (2014, 16 games)
4,524 (2018, 16 games)
4,406 (2013, 16 games)
4,380 (2009, 16 games)
4,341 (2015, 16 games)

TOTAL NET YARDS

Most Gained
6,676 (2013, 16 games)
6,386 (2011, 16 games)
6,348 (2014, 16 games)
6,230 (2010, 16 games)
6,103 (2006, 16 games)

FIRST DOWNS

Most First Downs
356 (2014, 16 games)
356 (2011, 16 games)
355 (2013, 16 games)
346 (2018, 16 games)
339 (2015, 16 games)

Most by Rushing
157 (1981, 16 games)
143 (1978, 16 games)
143 (1949, 12 games)
142 (1950, 12 games)
138 (1992, 16 games)

Most by Passing
221 (2018, 16 games)
218 (2014, 16 games)
204 (2008, 16 games)
203 (1997, 16 games)
197 (2013, 16 games)

Most by Penalty
41 (2003, 16 games)
37 (2017, 16 games)
36 (2015, 16 games)
34 (1988, 16 games)
32 (1998, 16 games)

FUMBLES

Most Opponents' Fumbles Recovered
27 (1987, 15 games)
26 (1989, 16 games)
25 (1971, 14 games)
22 (1991, 16 games)
22 (2002, 16 games)
22 (1954, 12 games)

INTERCEPTIONS

Most Thrown
36 (1936, 12 games)
34 (1933, 9 games)
31 (1963, 14 games)
31 (1962, 14 games)
31 (1953, 12 games)

Most Intercepted
33 (1944, 10 games)
32 (1988, 16 games)
31 (1950, 12 games)
30 (1960, 12 games)
30 (1989, 16 games)

PENALTIES

Most Penalties
138 (1994, 16 games)
134 (2005, 16 games)
129 (2010, 16 games)
124 (2004, 16 games)
120 (1990, 16 games)

Most Yards Penalized
1,130 (2005, 16 games)
1,107 (1994, 16 games)
1,101 (2010, 16 games)
995 (2014, 16 games)
983 (2006, 16 games)

QUARTERBACK SACKS

Most Sacks Made
62 (1989, 16 games)
60 (1984, 16 games)
57 (1987, 15 games)
56 (2002, 16 games)
55 (1992, 16 games)
55 (1991, 16 games)

Most Sacks Allowed
104 (1986, 16 games)
72 (1987, 15 games)
64 (1997, 16 games)
64 (1992, 16 games)
60 (1984, 16 games)

Fewest Sacks Allowed
22 (1981, 16 games)
23 (2008, 16 games)
23 (1970, 14 games)
26 (1971, 14 games)
26 (1968, 14 games)

Best Season, win percentage
1949 Won 11, Lost 1 (.917)

Best Season, win total
2017 13 wins, 3 losses
2004 13 wins, 3 losses

Worst Season
1936 Won 1, Lost 11 (.083)

Longest Winning Streak
9 (9/24/17 - 11/26/17)
9 (10/19/03 - 12/15/03)
9 (9/30/60 - 12/4/60)

Longest Home Winning Streak
13 (12/14/47 - 12/11/49)

Longest Home Losing Streak
10 (10/14/12 - 10/27/13)

Longest Road Winning Streak
9 (10/19/03 - 10/24/04)
9 (11/12/00 - 12/16/01)

Longest Road Losing Streak
12 (12/14/97 - 10/3/99)
12 (10/15/39 - 12/1/40)

Longest Losing Streak
14 (9/20/36 - 9/21/37)

Most Consecutive Wins - Start of Season
7 in 2004

Most Consecutive Wins - End of Season
8 in 1949 (Reg. Season)

Most Consecutive Losses - Start of Season
11 in 1968

Most Consecutive Losses - End of Season
11 in 1936

Total Shutouts by Eagles
37 last at Was., 12/30/18

Most Shutouts in a Season
4 in 1934 and 1948

Most Consecutive Games Scored Points
120 (11/18/62 - 10/3/71)

Most Consecutive Games Scored Touchdown
92 (10/2/77 - 10/16/83)

Largest Comeback Victory
28-24 vs. Chicago Cardinals at Metropolitan Stadium, October 25, 1959 (came back from 24-0 deficit in 3rd qtr.)
28-24 vs. Washington Redskins at Griffith Stadium, October 27, 1946 (came back from 24-0 deficit at half-time)

Largest Comeback vs. Eagles
28-23 vs. Minnesota Vikings at Veterans Stadium, December 1, 1985 (came back from 23-0 deficit in 4th qtr.)

SINGLE-GAME TEAM RECORDS

SCORING

Most Scored
64 vs. Cincinnati Reds, 11/6/34
59 at Washington Redskins, 11/15/10
56 vs. Detroit Lions, 9/23/07
56 at Chicago Cardinals, 10/25/53
56 vs. Los Angeles Rams, 10/7/50

Most Allowed
62 at Giants, 11/26/72
56 at Cowboys, 10/9/66
56 at Giants, 10/15/33

Most, Both Teams
87 Eagles 59, Redskins 28, (at Was.) 11/15/10
87 Eagles 45, Redskins 42, (at Phil.) 9/28/47
86 Eagles, 44, Bengals 42, (at Phil.) 11/30/97

Fewest, Both Teams
0 Eagles 0, Brooklyn Dodgers 0, (at Phil.), 10/1/39

Most, Both Teams — One Quarter
47 Eagles 20, Cardinals 27, (at StL), 12/13/64

Most Scored in 1st Quarter
28 at Redskins, 11/15/2010
27 at Steelers, 12/12/1965
26 vs. Cincinnati Reds, 11/6/1934
24 at Falcons, 10/8/1967

Most Allowed in 1st Quarter
28 at Broncos, 10/4/1998
28 at Cowboys, 10/19/1969
24 at Bills, 12/2/1990
21 (eight times) last at Broncos, 9/29/13

Most Scored Both Teams in 1st Quarter
35 at Saints, 12/23/2007, (E-21, NO-14)
35 at Cowboys, 10/19/1969, (E-7, C-28)
28 (four times) last at Redskins, 11/15/2010 (E-28, R-0)

Most Scored in 2nd Quarter
31 vs. Lions, 12/30/1995
28 vs. Panthers, 9/13/09
28 vs. Packers, 12/5/2004
28 at Cowboys, 11/15/2004
28 vs. Saints, 11/19/1967

Most Allowed in 2nd Quarter
28 vs. Bears, 10/4/1987
28 vs. St. Louis Cardinals, 10/18/1970
28 vs. Packers, 11/11/1962
28 at Bears, 10/17/1943

Most Total Both Teams in 2nd Quarter
47 at St. Louis Cardinals, 12/13/1964, (E-20, C-27)
42 at Cowboys, 11/15/2004, (E-28, D-14)
42 at Redskins, 11/27/1983, (E-21, W-21)
38 at St.Louis Cardinals, 12/16/1962, (E-21, C-17)

Most Scored in 1st Half
45 at Redskins, 11/15/2010
42 vs. Lions, 9/23/2007
38 vs. Lions, 12/30/1995
35 (three times) last vs. Packers, 12/5/2004

Most Allowed in 1st Half
42 at Cowboys, 10/19/1969
38 at Giants, 11/26/1972
35 (six times) last at Giants, 12/30/2012

Most Scored Both Teams 1st Half
63 vs. Lions, 9/23/2007, (E-42, D-21)
59 at Redskins, 11/15/2010, (E-45, R-14)
59 at St. Louis Cardinals, 12/16/1962, (E-28, C-31)
57 at St. Louis Cardinals, 12/13/1964, (E-27, C-30)
54 at Cowboys, 9/15/2008, (E-30, D-24)

Most Scored in 3rd Quarter
21 vs. Steelers, 9/25/16
21 at Raiders, 11/3/13
21 at Falcons, 9/18/11
21 vs. Redskins, 11/12/1990
21 vs. Patriots, 11/4/1973
21 at Redskins, 12/3/1967
21 vs. Chi. Cardinals (at Minneapolis), 10/25/1959
21 vs. NY Giants, 10/4/1959
21 vs. Redskins, 11/28/1954
21 vs. NY Bulldogs, 11/20/1949

Most Allowed in 3rd Quarter
28 vs. Redskins, 10/1/1955
23 at Giants, 10/21/1951

Most Scored Both Teams 3rd Quarter
42 vs. Redskins, 10/1/1955, (E-14, R-28)
35 at Redskins, 12/3/1967, (E-21, R-14)
34 at Redskins, 11/1/1942, (E-14, R-20)

Most Scored in 4th Quarter
28 at NY Giants, 12/19/2010
28 vs. Lions, 12/8/2013
26 at Saints, 1/3/1993
24 vs. Baltimore Colts, 11/15/1953
23 at 49ers, 10/12/2008

Most Allowed in 4th Quarter
28 vs. 49ers, 9/24/1989
28 vs. Vikings, 12/1/1985
28 vs. Chicago Cardinals, 12/7/1947
28 vs. Bears, 11/30/1941

Most Scored Both Teams 4th Quarter
42 vs. Chicago Cardinals, 12/7/1947, (E-14, C-28)
38 vs. 49ers, 9/24/1989, (E-10, S-28)
37 vs. NY Giants, 9/27/2017, (E-13, G-24)
37 at Arizona Cardinals, 11/24/1996, (E-17, A-20)

Most Scored in 2nd Half
35 at NY Giants, 12/19/2010
35 at St. Louis Cardinals, 11/8/1981
34 vs. Jaguars, 9/7/2014
34 vs. Lions, 12/8/2013
32 (three times) last vs. Falcons, 10/1/2000

Most Allowed in 2nd Half
49 vs. Bears, 11/30/1941
42 vs. Chicago Cardinals, 12/7/1947
34 at Oakland Raiders, 10/17/1971
31 (seven times) last at Broncos 9/29/13

Most Scored Both Teams 2nd Half
56 vs. Chicago Cardinals, 12/7/1947, (E-14, C-42)
52 at Vikings, 12/15/2013, (E-21, V-31)
52 vs. Redskins, 10/1/1955, (E-21, R-31)
50 vs. Lions, 12/30/1995, (E-20, D-30)
49 vs. Bears, 11/30/1941, (E-0, B-49)
49 vs. Redskins, 9/28/47, (E-21, R-28)

Most Decisive Victory
64 Eagles 64, Cincinnati Reds 0, 11/6/34
45 (three times) last vs. Boston Yanks (E-45, Y-0), 11/14/48

Most Decisive Loss
56 Giants 56, Eagles 0, 10/15/33
52 Giants 62, Eagles 10, 11/26/72

TOUCHDOWNS

Most Scored
10 vs. Cincinnati Reds, 11/6/34
8 at Redskins, 11/15/10
8 vs. Lions, 9/23/07

8 at Cardinals, 10/25/53
8 vs. Rams, 10/7/50

Most Allowed
8 (three times) last at Giants, 11/26/72

Most Scored by Rushing
5 at Cowboys, 10/22/61
5 vs. Redskins, 10/23/49
5 at Redskins, 10/17/48
5 vs. Boston Yanks, 12/9/45

Most Allowed by Rushing
6 Packers, 11/11/62

Most by Passing
7 at Raiders, 11/3/13
7 at Redskins, 10/17/54

Most Allowed by Passing
5 (12 times) last at Lions, 11/26/15

KICKING

Most Field Goals Made
6 at Oilers, 11/12/72
5 (five times) last vs. Titans, 11/23/14

Most Field Goals Allowed
5 (seven times) last vs. Giants, 10/27/13

TOTAL YARDS

Most Yards Gained
592 at Redskins, 11/15/10 (332 passing, 260 rushing)
583 vs. 49ers, 9/18/05 (443 passing, 140 rushing)
582 at Browns, 11/7/65 (352 passing, 230 rushing)
575 vs. Redskins, 11/21/48 (199 passing, 376 rushing)
574 vs. Colts, 11/15/81 (339 passing, 235 rushing)

Fewest Yards Gained
23 at Lions, 9/20/35
54 vs. Packers, 11/11/62

Most Yards Allowed
652 at Cowboys, 10/9/66 (440 passing, 212 rushing)

Fewest Yards Allowed
29 vs. Brooklyn Dodgers, 12/3/44

FIRST DOWNS

Most, Total
34 vs. Saints 10/11/15
34 vs. Colts, 11/15/81
33 vs. Vikings, 11/11/01
32 vs. Cardinals, 11/27/08; at Redskins, 9/17/89; at Chicago Cardinals, 10/25/53; and at Redskins, 12/2/51

Most Allowed, Total
37 vs. Packers, 11/11/62

Fewest Allowed, Total
1 at NY Bulldogs, 9/22/49; vs. Brooklyn Dodgers, 10/1/39; at Browns, 12/3/50
2 vs. Brooklyn Dodgers, 11/11/34

Most by Rushing
25 at Redskins, 12/2/51

Most Allowed by Rushing
21 vs. Packers, 11/11/62 and vs. Browns, 12/13/59

Fewest Allowed by Rushing
0 (7 times) last vs. Cardinals, 11/27/08

Most by Passing
24 at Redskins, 9/17/89
22 at Redskins, 12/20/14
22 at Chargers, 11/15/09
22 at Chiefs, 10/2/05

Most Allowed by Passing
23 at Cowboys, 12/9/18
22 vs. Chargers, 9/15/13
22 at Cardinals, 12/13/64

Fewest Allowed by Passing
0 (8 times) last at Browns, 12/3/50

Most by Penalty
8 at Bears, 11/3/02
8 vs. Lions, 12/2/79

Most Allowed by Penalty
6 (seven times) last at Cowboys, 11/8/15

RUSHING

Most Attempts
64 at Redskins, 12/2/51
64 at Baltimore Colts, 10/15/50
64 vs. Los Angeles Rams, 11/6/49
64 at Redskins, 11/28/43

Most Attempts Allowed
67 at Lions, 9/20/35

Most Yards Gained
376 vs. Redskins, 11/21/48

Fewest Yards Gained
-36 at Bears, 11/19/39
-23 vs. Lions, 11/17/40

Most Yards Allowed
370 at Lions, 9/20/35

Fewest Yards Allowed
-33 vs. Brooklyn Dodgers, 10/2/43
-26 at Boston Yanks, 12/8/46
6 vs. Chicago Bears, 11/26/17
10 vs. Boston Yanks, 10/22/44
13 vs. Brooklyn Tigers, 12/3/44

PASSING

Most Attempts
62 at Cardinals, 10/26/14
62 at Bears, 10/2/89
61 vs. Titans, 11/19/06
60 at Bengals, 12/4/16
60 at Redskins, 12/1/40

Fewest Attempts
3 vs. Steelers, 12/1/46

Most Attempts Allowed
63 vs. Giants, 12/22/16
63 at 49ers, 11/25/02
58 at Jets, 9/27/15
57 at Giants, 12/17/17
57 at Patriots, 12/6/15

Fewest Attempts Allowed
0 at Browns, 12/3/50
1 at NY Bulldogs, 9/22/49; at Cardinals, 11/8/36

Most Completions
37 vs. Redskins, 12/26/15
37 at Redskins, 12/20/14
36 at Bengals, 12/4/16
36 at Falcons, 9/14/15
36 at Cardinals, 10/26/14

Fewest Completions
0 at Redskins, 10/18/36

Most Completions Allowed
42 at Cowboys, 12/9/18
38 vs. Giants, 12/22/16
37 at Giants, 12/17/17)
37 vs. Vikings, 9/20/04
36 at 49ers, 11/25/02

Fewest Completions Allowed
0 at Browns, 12/3/50
0 vs. NY Bulldogs, 9/22/49
0 at Chicago Cardinals, 11/8/36
0 vs. Brooklyn Dodgers, 11/29/36
0 vs. Cincinnati Reds, 11/6/34

Most Yards Gained (gross)
486 vs. Giants, 11/8/53
471 vs. Texans, 12/23/18

Fewest Yards Gained (gross)
0 at Boston Redskins, 10/18/36

Most Yards Allowed (gross)
455 at Cowboys, 12/9/18
447 at Cowboys, 10/9/66
446 vs. Lions, 9/23/07

Fewest Yards Allowed (gross)
0 at Browns, 12/3/50, at NY Bulldogs, 9/22/49, at Cardinals, 11/8/36, and vs. Cincinnati Reds, 11/6/34

PENALTIES

Most Penalties
19 vs. Oilers, 10/2/88
16 at Seahawks, 12/13/92
16 at Giants, 12/3/89

Fewest Penalties
0 many times; last vs. Cowboys, 11/11/18

Most Penalties by Opponent
22 vs. Bears, 11/26/44

Fewest Penalties by Opponent
0 many times; last at Jets, 10/14/07

Most Yards Penalized
191 at Seahawks, 12/13/92
171 vs. Saints, 11/23/03

Fewest Yards Penalized
0 many times; last vs. Cowboys, 11/11/18

Most Yards Opponent Penalized
170 vs. Bears, 11/26/44

Fewest Yards Opponent Penalized
0 many times; last at Jets, 10/14/07

Most Penalties, Both Teams
31 Eagles 19, Houston Oilers 12 (at Phil.), 10/2/88
28 Eagles 13, St. Louis Rams 15 (at StL), 12/18/05

Fewest Penalties, Both Teams
1 Eagles 1, Brooklyn Dodgers 0 (at Phil.), 10/1/39
1 Eagles 1, Chicago Cardinals 0 (at Chi.), 11/10/35
1 Eagles 1, Brooklyn Dodgers 0 (at Phil.), 11/11/34

Most Yards Penalized, Both Teams
272 Eagles 171, Saints 101 (at Phil.), 11/23/03
262 Eagles 157, Chicago Cardinals 105 (at Chi.), 11/30/52

Fewest Yards Penalized, Both Teams
5 Eagles 5, Pittsburgh Steelers 0 (at Phil.), 10/24/65
5 Eagles 5, Brooklyn Dodgers 0 (at Phil.), 10/1/39
5 Eagles 5, Chicago Cardinals 0 (at Chi.), 11/10/35
5 Eagles 5, Brooklyn Dodgers 0 (at Phil.), 11/11/34

FUMBLES

Most Committed
10 vs. Giants, 10/9/43

Most Lost
6 at Redskins, 11/6/55
6 at Boston Yanks, 12/8/46
6 vs. Steelers, 10/7/34

Most Committed by Opponent
8 Packers (at Phil.), 12/1/74
7 (six times) last by Giants (at NY), 12/28/02

Most Fumbles Lost by Opponent
6 Giants (at NY), 11/17/68
6 NY Bulldogs (at Phil.), 11/20/49
5 (six times) last by Oilers (at Hou.), 12/2/91

INTERCEPTIONS

Most Thrown
7 vs. Cowboys, 9/26/71
7 at Boston Redskins, 11/3/35
6 (six times) last vs. Cardinals, 10/21/56

Most Intercepted
9 at Steelers, 12/12/65
8 at Cardinals, 9/24/50
7 at Redskins, 12/21/75

TOTAL TURNOVERS

Most Committed
9 at Bears, 10/12/47

Most Forced by Defense
12 at Steelers, 12/12/65 (9 INTs, 3 fumble rec.)
12 at Cardinals, 9/24/50 (8 INTs, 4 fumble rec.)

PUNTS

Most Punts
15 at Giants, 12/6/87
12 vs. Giants, 12/12/54. at Packers, 11/2/52. vs. Redskins, 10/4/42

Fewest Punts
0 (four times) last vs. Colts, 11/15/81

PUNT RETURNS

Most Punt Returns
12 at Browns, 12/3/50

Most Punt Returns by Opponent
9 (five times) last at Cardinals, 12/24/05

Most Yards Punt Returns
148 at Boston Yanks, 12/8/46

Most Yards Punt Returns Allowed
147 vs. Cardinals, 10/2/66

KICKOFF RETURNS

Most Kickoff Returns
9 at Giants, 11/26/72
9 at Giants, 11/10/46

Most Kickoff Returns Allowed
9 (six times) last vs. Cardinals, 11/27/08

Most Yards Kickoff Returns
261 vs. Cowboys, 11/6/66
253 at Cardinals, 11/24/96
235 vs. Cardinals, 9/19/65

Most Yards Kickoff Returns by Opponent
256 at Browns, 11/7/65

SACKS

Most Sacks Recorded
11 at Cowboys, 9/15/91
10 vs. Lions, 9/23/07
9 vs. Panthers, 11/10/14
9 at Dolphins, 12/11/11
9 vs. Steelers, 9/21/08
9 at Falcons, 12/16/84

Most Sacks Allowed
12 at Giants, 9/30/07
11 vs. Bears, 10/4/87
11 at Raiders, 11/30/86
11 vs. Lions, 11/16/86
11 at Cardinals, 12/18/83

ALL-TIME TEAM HIGHS AND LOWS

EAGLES HIGHS			CATEGORY	EAGLES LOWS		
64	vs. Cin.	11/6/34	POINTS	0	last vs. Dal.	12/31/17
10	vs. Cin.	11/6/34	TOUCHDOWNS	0	last vs. Dal.	12/31/17
5	(4x) last at Dal.	10/22/61	RUSHING TDS	0	last at Was.	12/30/18
7	(2x) last at Oak.	11/3/13	PASSING TDS	0	last at LAR	12/16/18
7	(2x) last at Hou.	11/12/72	FIELD GOALS ATTEMPTED	0	last at NO	11/18/18
6	at Hou.	11/12/72	FIELD GOALS MADE	0	last at NO	11/18/18
34	(2x) last vs. NO	10/11/15	TOTAL FIRST DOWNS	2	(5x) last vs. Was.	10/24/37
25	at Was.	12/2/51	RUSHING FIRST DOWNS	0	(7x) last at Dal.	10/9/05
24	at Was.	9/17/89	PASSING FIRST DOWNS	0	(2x) last vs. NYG	10/5/57
592	at Was.	11/15/10	TOTAL NET YARDS	23	at Det.	9/20/35
64	(3x) last at Was.	12/2/51	RUSHING ATTEMPTS	9	(4x) last at Dal.	10/9/05
376	vs. Was.	11/21/48	NET YARDS RUSHING	-36	at Chi.	11/19/39
462	vs. Hou.	12/23/18	NET YARDS PASSING	-13	vs. NYG	12/11/77
12	at NYG	9/30/07	QB SACKS ALLOWED	0	last at LAR	12/16/18
486	vs. NYG	11/8/53	GROSS YARDS PASSING	0	at Boston Redskins	10/18/36
62	(2x) last at Ari.	10/26/14	PASS ATTEMPTS	3	vs. Pit.	12/1/46
37	last vs. Was.	12/26/15	PASS COMPLETIONS	0	at Bos.	10/18/36
7	(2x) last vs. Dal.	9/26/71	INTERCEPTIONS THROWN	0	last at Dal.	12/9/18
9	at Chi.	10/12/47	TOTAL TURNOVERS	0	last vs. NYG	11/25/18
10	vs. NYG	10/9/43	FUMBLES BY	0	last at LAR	12/16/18
6	(3x) last at Was.	11/6/55	FUMBLES LOST	0	last at Was.	12/30/18
15	at NYG	12/6/87	PUNTS	0	last vs. Bal.	11/15/81
60.0	(2x) last at Min.	10/28/62	PUNTING AVERAGE	0.0	last vs. Bal.	11/15/81
19	vs. Hou.	10/2/88	PENALTIES	0	(17x) last vs. Dal.	11/11/18
191	at Sea.	12/13/92	YARDS PENALIZED	0	(17x) last vs. Dal.	11/11/18

OPPONENTS HIGHS			CATEGORY	OPPONENTS LOWS		
62	at NYG	11/26/72	POINTS	0	last at Was.	12/30/18
8	(3x) last at NYG	11/26/72	TOUCHDOWNS	0	last at Was.	12/30/18
6	vs. GB	11/11/62	RUSHING TDS	0	last at Was.	12/30/18
5	(12x) last last at Det.	11/26/15	PASSING TDS	0	last at Was.	12/30/18
7	at NO	11/30/69	FIELD GOALS ATTEMPTED	0	last at Was.	12/30/18
5	(7x) last vs. NYG	10/27/13	FIELD GOALS MADE	0	last vs. Car.	10/21/18
37	vs. GB	11/11/62	TOTAL FIRST DOWNS	1	(3x) last at Cle.	12/3/50
21	(2x) last vs. GB	11/11/62	RUSHING FIRST DOWNS	0	(6x) last vs. Ari.	11/27/08
23	at Dal	12/9/18	PASSING FIRST DOWNS	0	(8x) last at Cle.	12/3/50
652	at Dal.	10/9/66	TOTAL NET YARDS	29	vs. Brooklyn	12/3/44
67	at Det.	9/20/35	RUSHING ATTEMPTS	10	(2x) last vs. Ari.	11/27/08
370	at Det.	9/20/35	NET YARDS RUSHING	-33	vs. Brooklyn	10/2/43
440	at Dal.	10/9/66	NET YARDS PASSING		NA	
11	at Dal.	9/15/91	QB SACKS ALLOWED	0	last vs. NYG	9/24/17
455	at Dal.	12/9/18	GROSS YARDS PASSING	0	(4x) last at Cle.	12/3/50
63	at SF	11/25/02	PASS ATTEMPTS	0	at Cle.	12/3/50
42	at Dal.	12/9/18	PASS COMPLETIONS	0	(5x) last at Cle.	12/3/50
9	at Pit.	12/12/65	INTERCEPTIONS THROWN	0	last vs. Hou.	12/23/18
12	(2x) last at Pit.	12/12/65	TOTAL TURNOVERS	0	last at NO	11/18/18
8	vs. GB	12/1/74	FUMBLES BY	0	last at NO	11/18/18
6	(2x) last at NYG	11/17/68	FUMBLES LOST	0	last at Was.	12/30/18
15	at Was.	11/5/39	PUNTS	0	last at Pit.	11/7/04
69.0	at Was.	12/27/03	PUNTING AVERAGE		NA	
22	vs. Chi.	11/26/44	PENALTIES	0	(11x) last at NYJ	10/14/07
170	vs. Chi.	11/26/44	YARDS PENALIZED	0	(11x) last at NYJ	10/14/07

ALL-TIME PLAYOFF RESULTS

Date	Playoff	Opponent	Result		Site	Attendance	Head Coach
Sun., Dec. 21, 1947	NFL Divisional	Pittsburgh Steelers	W	21-0	Pittsburgh	35,729	Greasy Neale
Sun., Dec. 28, 1947	NFL Championship	Chicago Cardinals	L	21-28	Chicago	30,759	Greasy Neale
Sun., Dec. 19, 1948	NFL Championship	Chicago Cardinals	W	7-0	Philadelphia	36,309	Greasy Neale
Sun., Dec. 18, 1949	NFL Championship	Los Angeles Rams	W	14-0	Los Angeles	27,980	Greasy Neale
Mon., Dec. 26, 1960	NFL Championship	Green Bay Packers	W	17-13	Philadelphia	67,325	Buck Shaw
Sun., Dec. 24, 1978	NFC Wild Card	Atlanta Falcons	L	13-14	Atlanta	49,447	Dick Vermeil
Sun., Dec. 23, 1979	NFC Wild Card	Chicago Bears	W	27-17	Philadelphia	69,397	Dick Vermeil
Sat., Dec. 29, 1979	NFC Divisional	Tampa Bay Buccaneers	L	17-24	Tampa Bay	71,402	Dick Vermeil
Sat., Jan. 3, 1981	NFC Divisional	Minnesota Vikings	W	31-16	Philadelphia	68,434	Dick Vermeil
Sun., Jan. 11, 1981	NFC Championship	Dallas Cowboys	W	20-7	Philadelphia	70,696	Dick Vermeil
Sun., Jan. 25, 1981	Super Bowl 15	Oakland Raiders	L	10-27	New Orleans	75,500	Dick Vermeil
Sun., Dec. 27, 1981	NFC Wild Card	New York Giants	L	21-27	Philadelphia	71,611	Dick Vermeil
Sat., Dec. 31, 1988	NFC Divisional	Chicago Bears	L	12-20	Chicago	65,534	Buddy Ryan
Sun., Dec. 31, 1989	NFC Wild Card	Los Angeles Rams	L	7-21	Philadelphia	57,869	Buddy Ryan
Sat., Jan. 5, 1991	NFC Wild Card	Washington Redskins	L	6-20	Philadelphia	65,287	Buddy Ryan
Sun., Jan. 3, 1993	NFC Wild Card	New Orleans Saints	W	36-20	New Orleans	68,893	Rich Kotite
Sun., Jan. 10, 1993	NFC Divisional	Dallas Cowboys	L	10-34	Dallas	63,721	Rich Kotite
Sat., Dec. 30, 1995	NFC Wild Card	Detroit Lions	W	58-37	Philadelphia	66,099	Ray Rhodes
Sun., Jan. 7, 1996	NFC Divisional	Dallas Cowboys	L	11-30	Dallas	64,371	Ray Rhodes
Sun., Dec. 29, 1996	NFC Wild Card	San Francisco 49ers	L	0-14	San Francisco	56,460	Ray Rhodes
Sun., Dec. 31, 2000	NFC Wild Card	Tampa Bay Buccaneers	W	21-3	Philadelphia	65,813	Andy Reid
Sun., Jan. 7, 2001	NFC Divisional	New York Giants	L	10-20	New York	78,765	Andy Reid
Sat., Jan. 12, 2002	NFC Wild Card	Tampa Bay Buccaneers	W	31-9	Philadelphia	65,847	Andy Reid
Sat., Jan. 19, 2002	NFC Divisional	Chicago Bears	W	33-19	Chicago	66,944	Andy Reid
Sun., Jan. 27, 2002	NFC Championship	St. Louis Rams	L	24-29	St. Louis	66,502	Andy Reid
Sat., Jan. 11, 2003	NFC Divisional	Atlanta Falcons	W	20-6	Philadelphia	66,452	Andy Reid
Sun., Jan. 19, 2003	NFC Championship	Tampa Bay Buccaneers	L	10-27	Philadelphia	66, 713	Andy Reid
Sun., Jan. 11, 2004	NFC Divisional	Green Bay Packers	W	20-17 ot	Philadelphia	67,707	Andy Reid
Sun., Jan. 18, 2004	NFC Championship	Carolina Panthers	L	3-14	Philadelphia	67,862	Andy Reid
Sun., Jan. 16, 2005	NFC Divisional	Minnesota Vikings	W	27-14	Philadelphia	67,722	Andy Reid
Sun., Jan. 23, 2005	NFC Championship	Atlanta Falcons	W	27-10	Philadelphia	67,717	Andy Reid
Sun., Feb. 6, 2005	Super Bowl 39	New England Patriots	L	21-24	Jacksonville	78,125	Andy Reid
Sun., Jan. 7, 2007	NFC Wild Card	New York Giants	W	23-20	Philadelphia	69,094	Andy Reid
Sat., Jan. 13, 2007	NFC Divisional	New Orleans Saints	L	24-27	New Orleans	70,001	Andy Reid
Sun., Jan. 4, 2009	NFC Wild Card	Minnesota Vikings	W	26-14	Minneapolis	61,746	Andy Reid
Sun., Jan. 11, 2009	NFC Divisional	New York Giants	W	23-11	New York	79,193	Andy Reid
Sun., Jan. 18, 2009	NFC Championship	Arizona Cardinals	L	25-32	Glendale	70,650	Andy Reid
Sat., Jan. 9, 2010	NFC Wild Card	Dallas Cowboys	L	14-34	Dallas	92,951	Andy Reid
Sun., Jan. 9, 2011	NFC Wild Card	Green Bay Packers	L	16-21	Philadelphia	69,144	Andy Reid
Sat., Jan. 4, 2014	NFC Wild Card	New Orleans Saints	L	24-26	Philadelphia	69,144	Chip Kelly
Sat., Jan. 13, 2018	NFC Divisional	Atlanta Falcons	W	15-10	Philadelphia	69,596	Doug Pederson
Sun., Jan. 21, 2018	NFC Championship	Minnesota Vikings	W	38-7	Philadelphia	69,596	Doug Pederson
Sun., Feb. 4, 2018	Super Bowl	New England Patriots	W	41-33	Minneapolis	67,612	Doug Pederson

PLAYOFF GAME BREAKDOWN

Overall Record 22-21
Home 15-7
Road 6-12
Super Bowl. 1-2
NFL Championship 3-1
NFC Championship 3-4
NFC Divisional 8-6
NFC Wild Card 7-8
Overtime. 1-0
Points Scored-Allowed 875-796

ALL-TIME INDIVIDUAL PLAYOFF RECORDS

SERVICE

Most Games Played (Starts), Career

1. David Akers 19 (0)
2. Brian Dawkins 18 (18)
3. Jon Runyan 17 (17)
   Tra Thomas 17 (17)
5. Donovan McNabb 16 (16)
6. Koy Detmer 13 (0)
   Sheldon Brown 13 (10)
8. Quintin Mikell 12 (5)
   Mike Bartrum 12 (0)
   Todd Pinkston 12 (10)
   Corey Simon 12 (12)
   Bobby Taylor 12 (12)
   Darwin Walker 12 (9)
14. Jeremiah Trotter 11 (11)
   Brian Westbrook 11 (8)
   Chad Lewis 11 (10)
   Jermane Mayberry 11 (10)
18. Correll Buckhalter 10 (0)
   Hugh Douglas 10 (7)
   Hank Fraley 10 (10)
   Freddie Mitchell 10 (3)

SCORING

Most Points, Career

134 David Akers (19 games)
36 Brian Westbrook (11 games)
36 Harold Carmichael (7 games)
36 Tony Franklin (6 games)
36 Wilbert Montgomery (7 games)

Most Points, Game

16 Gary Anderson (12/30/95 vs. Lions) NFC-WC
15 David Akers (1/19/02 at Bears) NFC-D
14 David Akers (1/4/09 at Vikings) NFC-WC
12 (11 times) last by **Alshon Jeffery (1/21/18 vs. Vikings) NFC-C**

Most Touchdowns, Career

6 Brian Westbrook (11 games)
6 Harold Carmichael (7 games)
6 Wilbert Montgomery (7 games)
5 Duce Staley (7 games)
4 Donovan McNabb (16 games)
3 Alshon Jeffery (3 games), Brent Celek (9 games), Steve Van Buren (4 games), Fred Barnett (5 games), Chad Lewis (11 games)

Most Touchdowns, Game

2 (10 times) last by **Alshon Jeffery (1/21/18 vs. Vikings) NFC-C**

Most Points After Touchdown, Career

41 David Akers (19 games)
15 Tony Franklin (6 games)

Most Points After Touchdown, Game

7 Gary Anderson (12/30/95 vs. Lions) NFC-WC
5 Jake Elliott (1/21/18 vs. Vikings) NFC-C
4 (3 times) last by David Akers (1/12/02 vs. Bucs) NFC-WC

Most Field Goals, Career

31 David Akers (19 games)
7 Jake Elliott (3 games)
7 Tony Franklin (6 games)
5 Roger Ruzek (4 games)

Most Field Goals, Game

4 David Akers (1/4/09 at Vikings) NFC-WC
4 David Akers (1/19/02 at Bears) NFC-D
4 Luis Zendejas (12/31/88 at Bears) NFC-D
3 Jake Elliott (2/4/18 vs. Patriots) SB52
3 Jake Elliott (1/13/18 vs. Falcons) NFC-D
3 David Akers (1/11/09 at Giants) NFC-D
3 David Akers (1/7/07 vs. Giants) NFC-WC
3 Gary Anderson (12/30/95 vs. Lions) NFC-WC

Longest Field Goals

53 Jake Elliott (1/13/18 vs. Falcons) NFC-D
51 David Akers (1/4/09 at Vikings) NFC-WC
48 David Akers (1/7/07 vs. Giants) NFC-WC
46 Jake Elliott (2/4/18 vs. Patriots) SB52
46 David Akers (1/27/02 at Rams) NFC-C
46 David Akers (1/19/02 at Bears) NFC-D
45 David Akers (1/18/09 at Cardinals) NFC-C
45 David Akers (1/4/09 at Vikings) NFC-WC

PASSING

Most Passes Attempted, Career

577 Donovan McNabb (16 games)
226 Ron Jaworski (7 games)
214 Randall Cunningham (7 games)

Most Passes Attempted, Game

54 Randall Cunningham (12/31/88 at Bears) NFC-D
51 Donovan McNabb (2/6/05 vs. Patriots) SB39
49 Donovan McNabb (1/19/03 vs. Buccaneers) NFC-C
47 Donovan McNabb (1/18/09 at Cardinals) NFC-C

Most Passes Completed, Career

341 Donovan McNabb (16 games)
113 Randall Cunningham (7 games)
103 Ron Jaworski (7 games)
100 Nick Foles (4 games)

Most Passes Completed, Game

30 Donovan McNabb (2/6/05 vs. Patriots) SB39
28 Nick Foles (2/4/18 vs. Patriots) SB52
28 Donovan McNabb (1/18/09 at Cardinals) NFC-CG
27 Randall Cunningham (12/31/88 at Bears) NFC-D
27 Tommy Thompson (12/28/47 at Chicago Cardinals) NFL-CG

Most Yards Gained, Career

3,752 Donovan McNabb (16 games)
1,390 Randall Cunningham (7 games)
1,319 Ron Jaworski (7 games)

Most Yards Gained, Game

407 Randall Cunningham (12/31/88 at Bears) NFC-D
375 Donovan McNabb (1/18/09 at Cardinals) NFC-CG
357 Donovan McNabb (2/6/05 vs. Patriots) SB39
352 Nick Foles (1/21/18 vs. Vikings) NFC-CG
300 Donovan McNabb (1/4/09 at Vikings) NFC-WC

Most Touchdown Passes, Career

24 Donovan McNabb (16 games)
9 Ron Jaworski (7 games)
8 Nick Foles (4 games)
4 Tommy Thompson (4 games)

Most Touchdown Passes, Game
- **3 Nick Foles (2/4/18 vs. Patriots) SB52**
- **3 Nick Foles (1/21/18 vs. Vikings) NFC-CG**
- 3 Donovan McNabb (1/18/09 at Cardinals) NFC-CG
- 3 Donovan McNabb (2/6/05 vs. Patriots) SB39
- 3 Rodney Peete (12/30/95 vs. Lions) NFC-WC
- 3 Ron Jaworski (12/23/79 vs. Bears) NFC-WC

Longest Pass Play
- 76t Michael Vick to Jeremy Maclin (1/9/10 at Cowboys) NFC-WC
- 75t Jeff Garcia to Donté Stallworth (1/13/07 at Saints) NFC-D
- 71t Donovan McNabb to Brian Westbrook (1/4/09 at Vikings) NFC-WC
- 66 Randall Cunningham to Keith Jackson (1/5/91 vs. Redskins) NFC-WC
- 65 Randall Cunningham to Keith Jackson (12/31/88 at Bears) NFC-D

RUSHING

Most Attempts, Career
- 141 Wilbert Montgomery (7 games)
- 129 Brian Westbrook (11 games)
- 93 Duce Staley (7 games)
- 93 Steve Van Buren (4 games)
- 72 Donovan McNabb (16 games)

Most Attempts, Game
- 31 Steve Van Buren (12/18/49 at LA Rams) NFL-CG
- 26 (4 times) last by Montgomery (1/11/81 vs. Cowboys) NFC-CG
- 22 Chris Warren (12/31/00 vs. Buccaneers) NFC-WC

Longest Run From Scrimmage
- 62t Brian Westbrook (1/13/07 at Saints) NFC-D
- 55 Wilbert Montgomery (1/11/81 vs. Cowboys) NFC-CG
- 49t Brian Westbrook (1/7/07 vs. Giants) NFC-WC
- 49 Steve Van Buren (12/18/49 at LA Rams) NFL-CG
- 42 Wilbert Montgomery (1/11/81 vs. Cowboys) NFC-CG

Most Yards Gained, Career
- 591 Brian Westbrook (11 games)
- 518 Wilbert Montgomery (7 games)
- 422 Donovan McNabb (16 games)
- 384 Duce Staley (7 games)
- 365 Steve Van Buren (4 games)

Most Yards Gained, Game (includes all 100-yard performances)
- 196 Steve Van Buren (12/18/49 at LA Rams) NFL-CG
- 194 Wilbert Montgomery (1/11/81 vs. Cowboys) NFC-CG
- 141 Brian Westbrook (1/7/07 vs. Giants) NFC-WC
- 116 Brian Westbrook (1/13/07 at Saints) NFC-D
- 107 Donovan McNabb (1/11/04 vs. Packers) NFC-D
- 105 Heath Sherman (1/3/93 at Saints) NFC-WC

Most Touchdowns Rushing, Career
- 6 Wilbert Montgomery (7 games)
- 4 Donovan McNabb (16 games)
- 3 LeGarrette Blount (3 games)
- 3 Brian Westbrook (11 games)
- 2 Steve Van Buren (4 games)
- 2 Duce Staley (7 games)

Most Touchdowns, Game
- 2 Brian Westbrook (1/13/07 at Saints) NFC-D
- 2 Wilbert Montgomery (12/27/81 vs. Giants) NFC WC
- 2 Wilbert Montgomery (1/3/81 vs. Vikings) NFC-D

RECEIVING

Most Receptions, Career
- 38 Chad Lewis (11 games)
- 35 Duce Staley (7 games)
- 33 Brian Westbrook (11 games)
- 32 Todd Pinkston (12 games)

Most Receptions, Game
- 10 Brent Celek (1/18/09 at Cardinals) NFC-CG
- **9 Nelson Agholor (2/4/18 vs. Patriots) SB52**
- 9 Terrell Owens (2/6/05 vs. Patriots) SB39
- 9 Keith Byars (12/31/89 vs. LA Rams) NFC-WC and (12/31/88 at Bears) NFC-D
- **8 Zach Ertz (1/21/18 vs. Vikings) NFC-CG**
- 8 Duce Staley (1/27/02 at Rams) NFC-CG
- 8 Fred Barnett (12/30/95 vs. Lions) NFC-WC
- 8 Jack Ferrante (12/28/47 at Chicago Cardinals) NFL-CG

Most Yards Gained, Career
- 465 Harold Carmichael (7 games)
- 433 Todd Pinkston (12 games)
- 409 Chad Lewis (11 games)
- 334 Brian Westbrook (11 games)
- 321 DeSean Jackson (6 games)

Most Yards Gained, Game (includes all 100-yard performances)
- 146 Jeremy Maclin (1/9/10 at Cowboys) NFC WC
- 142 Keith Jackson (12/31/88 at Bears) NFC-D
- 122 Kevin Curtis (1/18/09 at Cardinals) NFC-C
- 122 Terrell Owens (2/6/05 vs. Patriots) SB39
- 116 Keith Jackson (1/5/91 vs. Redskins) NFC-WC
- 111 Harold Carmichael (12/23/79 vs. Bears) NFC-WC
- **100 Corey Clement (2/4/18 vs. Patriots) SB52**

Most Touchdowns, Career
- 6 Harold Carmichael (7 games)
- **3 Alshon Jeffery (3 games)**
- 3 Brent Celek (9 games)
- 3 Brian Westbrook (11 games)
- 3 Fred Barnett (5 games)
- 3 Chad Lewis (11 games)
- 3 Duce Staley (7 games)

Most Touchdowns, Game
- **2 Alshon Jeffery (1/21/18 vs. Vikings) NFC-CG**
- 2 Brent Celek (1/18/09 at Cardinals) NFC-CG
- 2 Chad Lewis (1/23/05 vs. Falcons) NFC-C
- 2 Fred Barnett (1/3/93 at Saints) NFC-WC
- 2 Harold Carmichael (12/23/79 vs. Bears) NFC-WC

INTERCEPTIONS

Most Interceptions, Career
5 Herman Edwards (7 games)
4 Brian Dawkins (18 games)
3 Damon Moore (5 games), Eric Allen (5 games), Seth Joyner (5 games), Roynell Young (5 games)

Most Interceptions, Game
2 Damon Moore (1/12/02 vs. Buccaneers) NFC-WC
2 Eric Allen (1/3/93 at Saints) NFC-WC
2 Herman Edwards (1/3/81 vs. Vikings) NFC-D
2 Roynell Young (1/3/81 vs. Vikings) NFC-D

Longest Interception Return
59t Damon Moore (1/12/02 vs. Buccaneers) NFC-WC
50t Patrick Robinson (1/21/18 vs. Vikings) NFC-CG
44t Asante Samuel (1/4/09 at Vikings) NFC-WC
39t Bobby Taylor (1/11/03 vs. Falcons) NFC-D
37 Jerry Robinson (12/29/79 at Buccaneers) NFC-D

Most Interception Return Yards, Career
77 Damon Moore (5 games)
75 Brian Dawkins (18 games)
69 Asante Samuel (5 games)

Most Interception Return Yards, Game
59 Damon Moore (1/12/02 vs. Buccaneers) NFC-WC
50 Patrick Robinson (1/21/18 vs. Vikings) NFC-CG
44 Asante Samuel (1/4/09 at Vikings) NFC-WC
39 Bobby Taylor (1/11/03 vs. Falcons) NFC-D

SACKS

Most Sacks, Career
4 Derrick Burgess (6 games)
4 Hugh Douglas (10 games)
4 Reggie White (5 games)

Most Sacks, Game
2 Darwin Walker (1/13/07 at Saints) NFC-D
2 Derrick Burgess (1/23/05 vs. Falcons) NFC-C
2 Hugh Douglas (12/31/00 vs. Buccaneers) NFC-WC

NFC-WC: NFC Wild Card, **NFC-D:** NFC Divisional Playoff,
NFL-D: NFL Divisional Playoff, **NFL-CG:** NFL Championship,
NFC-CG: NFC Championship, **SB:** Super Bowl,
***** denotes NFL playoff record
# denotes ties NFL playoff record

PUNT RETURNS

Most Punt Returns, Career
16 Brian Mitchell (7 games)
13 John Sciarra (7 games)

Most Punt Returns, Game
6 John Sciarra (1/11/81 vs. Cowboys) NFC-CG
5 DeSean Jackson (1/4/09 at Vikings) NFC-WC
4 (7 times) last by Reno Mahe (1/11/04 vs. Packers) NFC-D

Most Yards on Punt Returns, Career
174 DeSean Jackson (6 games)
135 Brian Mitchell (7 games)
130 John Sciarra (7 games)

Most Yards on Punt Returns, Game
109 DeSean Jackson (1/4/09 at Vikings) NFC-WC
101 Bosh Pritchard (12/21/47 at Steelers) NFL-D
69 John Sciarra (1/11/81 vs. Cowboys) NFC-CG

Longest Punt Return
79t Bosh Pritchard (12/21/47 at Steelers) NFL-D
62 DeSean Jackson (1/4/09 at Vikings) NFC-WC
34 Wally Henry (12/23/79 vs. Bears) NFC-WC

KICKOFF RETURNS

Most Kickoff Returns, Career
22 Brian Mitchell (7 games)
11 Billy Campfield (7 games)

Most Kickoff Returns, Game
6 Brian Mitchell (1/27/02 at StL Rams) NFC-CG
5 (seven times) last by Brad Smith (1/4/14 vs. Saints) NFC-WC

Most Yards, Career
522 Brian Mitchell (7 games)
201 Billy Campfield (7 games)

Most Yards, Game
128 Brian Mitchell (1/27/02 at StL Rams) NFC-CG
125 (three times) last by James Thrash (1/11/04 vs. Packers) NFC-D

Longest Kickoff Return
70 Brian Mitchell (1/19/03 vs. Buccaneers) NFC-CG
58 Ted Dean (12/26/60 vs. Packers) NFL-CG

ALL-TIME TEAM PLAYOFF RECORDS

SCORING

Most Points, Game
58 vs. Lions (12/30/95) NFC-WC
41 vs. Patriots (2/4/18) SB52
38 vs. Vikings (1/21/18) NFC-CG
36 at Saints (1/3/93) NFC-WC

Most Points, Both Teams, Game
95 vs. Lions (12/30/95) NFC-WC; Eagles 58, Lions 37
74 vs. Patriots (2/4/18) SB52; Eagles 41, Patriots 33
57 at Cardinals (1/18/09) NFC-CG; Eagles 25, Cardinals 32
56 at Saints (1/3/93) NFC-WC; Eagles 36, Saints 20

Fewest Points, Both Teams, Game
7 vs. Chicago Cardinals (12/19/48) NFL-CG; Eagles 7, Cardinals 0
14 at 49ers (12/29/96) NFC-WC; 49ers 14, Eagles 0
14 at LA Rams (12/18/49) NFL-CG; Eagles 14, Rams 0

Largest Margin of Victory, Game
31 vs. Vikings (1/21/18) NFC-CG; Eagles 38, Vikings 7
22 vs. Buccaneers (1/12/02) NFC-WC; Eagles 31, Buccaneers 9
21 (twice) vs. Lions (12/30/95) NFC-WC; Eagles 58, Lions 37 & at Steelers (12/21/47) NFL-D; Eagles 21, Steelers 0

TOUCHDOWNS

Most Touchdowns, Game
7 vs. Lions (12/30/95) NFC-WC
5 vs. Patriots (2/4/18) SB52
5 vs. Vikings (1/21/18) NFC-CG
4 (three times) last vs. Bucs (1/12/02) NFC-WC

Most Touchdowns, Both Teams, Game
12 vs. Lions (12/30/95) NFC-WC; Eagles 7, Lions 5
9 vs. Patriots (2/4/18) SB52; Eagles 5, Patriots 4
7 (three times) last at Cardinals (1/18/09) NFC-C; Cardinals 4, Eagles 3

Fewest Touchdowns, Both Teams, Game
1 vs. Chicago Cardinals (12/19/48) NFL-CG; Eagles 1, Cardinals 0
2 (8 times) last vs. Falcons (1/13/18) NFC-D; Eagles 1, Falcons 1

FIELD GOALS

Most Field Goals, Game
4 at Vikings (1/4/09) NFC-WC
4 at Bears (1/19/02) NFC-D
4 at Bears (12/31/88) NFC-D

Most Field Goals, Both Teams, Game
6 at Giants (1/11/09) NFC-D
6 at Bears (12/31/88) NFC-D; Eagles 4, Bears 2
5 vs. Patriots (2/4/18) SB52; Eagles 3, Patriots 2
5 vs. Saints (1/4/14) NFC-WC; Eagles 1, Saints 4
5 vs. Giants (1/7/07) NFC-WC; Eagles 3, Giants 2
5 at Bears (1/19/02) NFC-D; Eagles 4, Bears 1

Most Field Goals Attempted, Game
5 at Bears (12/31/88) NFC-D
4 at Vikings (1/4/09) NFC-WC
4 at Bears (1/19/02) NFC-D
4 vs. Lions (12/30/95) NFC-WC

Most FGs Attempted, Both Teams, Game
9 at Bears (12/31/88) NFC-D; Eagles 5, Bears 4
8 at Giants (1/11/09) NFC-D; Eagles 3, Giants 5
6 vs. Patriots (2/4/18) SB52; Eagles 3, Patriots 3
6 vs. Saints (1/4/14) NFC-WC; Eagles 2, Saints 4
6 vs. Falcons (1/11/03) NFC-D; Eagles 3, Falcons 3

FIRST DOWNS

Most First Downs, Game
27 vs. Vikings (1/21/18) NFC-CG
25 vs. Patriots (2/4/18) SB52
24 vs. Patriots (2/6/05) SB39
24 vs. Vikings (1/3/81) NFL-D
23 vs. Vikings (1/16/05) NFC-D

Fewest First Downs, Game
11 at Giants (1/7/01) NFC-D
12 at Cowboys (1/10/93) NFC-D

Most First Downs, Both Teams, Game
54 vs. Patriots (2/4/18) SB52; Patriots 29, Eagles 25
49 vs. Vikings (1/21/18) NFC-CG; Eagles 27, Vikings 22
48 vs. Lions (12/30/95) NFC-WC; Lions 26, Eagles 22
45 vs. Patriots (2/6/05) SB39; Eagles 24, Patriots 21

Fewest First Downs, Both Teams, Game
24 (three times) last at LA Rams (12/18/49) NFL-CG; Eagles 17, Rams 7

Most First Downs, Rushing, Game
16 vs. Chicago Cardinals (12/19/48) NFL-CG
13 vs. Cowboys (1/11/81) NFC-CG

Fewest First Downs, Rushing, Game
0 at Cowboys (1/9/10) NFC-WC
1 at Bears (12/31/88) NFC-D
2 at Vikings (1/4/09) NFC-WC

Most First Downs, Passing, Game
21 at Bears (12/31/88) NFC-D
19 vs. Patriots (2/4/18) SB52
19 vs. Vikings (1/21/18) NFC-CG
18 vs. Patriots (2/6/05) SB39

Fewest First Downs, Passing, Game
0 vs. Chicgao Cardinals (12/19/48) NFL-CG
4 at LA Rams (12/18/49) NFL-CG

TOTAL NET YARDS

Most Yards Gained, Game
538 vs. Patriots (2/4/18) SB52
456 vs. Vikings (1/21/18) NFC-CG
454 at Cardinals (1/18/09) NFC-CG
452 vs. Lions (12/30/95) NFC-WC
430 at Bears (12/31/88) NFC-D

Fewest Yards Gained, Game
178 at Cowboys (1/10/93) NFC-D
186 at Giants (1/7/01) NFC-D

RUSHING

Most Attempts, Game
61 at LA Rams (12/18/49) NFL-CG
57 vs. Chicago Cardinals (12/19/48) NFL-CG
52 at Steelers (12/21/47) NFL-D

Fewest Attempts, Game
13 at Cowboys (1/9/10) NFC-WC
14 at Giants (1/7/01) NFC-D
16 at Bears (12/31/88) NFC-D

Most Yards Gained, Game
274 at LA Rams (12/18/49) NFL-CG
263 vs. Cowboys (1/11/81) NFC-CG
225 vs. Chicago Cardinals (12/19/48) NFL-CG

Fewest Yards Gained, Game
45 vs. Patriots (2/6/05) SB39
46 at Giants (1/7/01) NFC-D

Most Touchdowns, Game
3 vs. Vikings (1/3/81) NFC-D
2 (six times) last at Saints (1/13/07) NFC-D

ALL-TIME TEAM PLAYOFF RECORDS

PASSING

Most Attempts, Game
55 at Bears (12/31/88) NFC-D
51 vs. Patriots (2/6/05) SB39

Fewest Attempts, Game
9 at LA Rams (12/18/49) NFL-CG
12 vs. Chicago Cardinals (12/19/48) NFL-CG

Most Completions, Game
30 vs. Patriots (2/6/05) SB39
29 vs. Patriots (2/4/18) SB52
28 at Cardinals (1/18/09) NFC-CG
27 at Bears (12/31/88) NFC-CG
27 at Chicago Cardinals (12/28/47) NFL-CG

Fewest Completions, Game
2 vs. Chicago Cardinals (12/19/48) NFL-CG
5 at LA Rams (12/18/49) NFL-CG

Most Yards Gained, Game
378 at Bears (12/31/88) NFC-D
374 vs. Patriots (2/4/18) SB52
357 at Cardinals (1/18/09) NFC-CG

Fewest Yards Gained, Game
7 vs. Chicago Cardinals (12/19/48) NFL-CG
68 at LA Rams (12/18/49) NFL-CG

Most Times Sacked, Game
8 vs. Packers (1/11/04) NFC-D
6 at Giants (1/7/01) NFC-D

Most Touchdowns, Game
4 vs. Patriots (2/4/18) SB52
3 vs. Vikings (1/21/18) NFC-CG
3 at Cardinals (1/18/09) NFC-CG
3 vs. Patriots (2/6/05) SB39
3 vs. Lions (12/30/95) NFC-WC
3 vs. Bears (12/23/79) NFC-WC

INTERCEPTIONS

Most Interceptions By, Game
6 vs. Lions (12/30/95) NFC-WC
5 vs. Vikings (1/3/81) NFC-D
4 vs. Buccaneers (1/12/02) NFC-WC

PUNTING

Most Punts, Game
9 vs. LA Rams (12/31/89) NFC-WC
9 at Falcons (12/24/78) NFC-WC

Fewest Punts, Game
1 vs. Patriots (2/4/18) SB52
1 at Cardinals (1/18/09) NFC-CG
3 (three times) last vs. Falcons (1/23/05) NFC-C

Highest Average, Punting, Game
58.0 at Cardinals (1/18/09) NFC-CG
51.2 at Saints (1/3/93) NFC-WC
50.6 at Cowboys (1/9/10) NFC-WC
48.8 vs. Saints (1/4/14) NFC-WC
45.3 vs. Giants (1/7/07) NFC-WC

Lowest Average, Punting, Game
32.5 at Bears (12/31/88) NFC-D

PENALTIES

Most Penalties, Game
9 at Cowboys (1/9/10) NFC-WC
8 at Giants (1/11/09) NFC-D
8 vs. Lions (12/30/95) NFC-WC
8 at Buccaneers (12/29/79) NFC-D

Fewest Penalties, Game
0 vs. Packers (12/26/60) NFL-CG
2 at StL Rams (1/27/02) NFC-CG
2 vs. Buccaneers (12/31/00) NFC-WC

Most Yards Penalized, Game
116 at Cowboys (1/9/10) NFC-WC
80 vs. Lions (12/30/95) NFC-WC
77 vs. Giants (1/7/07) NFC-WC
76 at Cowboys (1/10/93) NFC-D

Fewest Yards Penalized, Game
0 vs. Packers (12/26/60) NFL-CG
15 at StL Rams (1/27/02) NFC-CG

FUMBLES

Most Fumbles, Game
6 vs. LA Rams (12/31/89) NFC-WC
5 vs. Giants (12/27/81) NFC-WC

Most Fumbles Lost, Game
3 at Cowboys (1/9/10) NFC-WC
2 (12 times) last vs. Falcons (1/13/18) NFC-D

Most Fumbles Committed by Opponent, Game
5 vs. Cowboys (1/11/81) NFC-CG
4 vs. Packers (1/9/11) NFC-WC
3 (five times) last at Giants (1/7/01) NFC-D

Most Fumbles Lost by Opponent
3 (four times) last at Giants (1/7/01) NFC-D

TURNOVERS

Most Turnovers, Game
4 (four times) last at Dallas (1/9/10) NFC-WC

Fewest Turnovers, Game
0 vs. Saints (1/4/14) NFC-WC
0 at Saints (1/13/07) NFC-D
0 vs. Giants (1/7/07) NFC-WC
0 vs. Falcons (1/23/05) NFC-C
0 vs. Falcons (1/11/03) NFC-D

NFC-WC: NFC Wild Card, **NFC-D:** NFC Divisional Playoff,
NFL-D: NFL Divisional Playoff, **NFL-CG:** NFL Championship,
NFC-CG: NFC Championship, **SB:** Super Bowl,
***** denotes NFL playoff record

WEEK 17 / THROUGH SUNDAY, DECEMBER 30, 2018

OFFENSE	Ind.	Hou.	Sea.	Dal.	LA-C	Balt.	Phil.	Chi.
GAMES (Won-Lost)	10-6	11-5	10-6	10-6	12-4	10-6	9-7	12-4
FIRST DOWNS	371	333	329	322	338	367	346	331
Rushing	96	94	133	113	100	153	94	108
Passing	237	202	156	184	213	184	221	177
Penalty	38	37	40	25	25	30	31	46
YDS GAINED (tot)	6179	5802	5653	5501	5962	5999	5845	5502
Avg per Game	386.2	362.6	353.3	343.8	372.6	374.9	365.3	343.9
RUSHING (net)	1718	2021	2560	1963	1873	2441	1570	1938
Avg per Game	107.4	126.3	160.0	122.7	117.1	152.6	98.1	121.1
Rushes	408	472	534	439	399	547	398	468
Yards per Rush	4.2	4.3	4.8	4.5	4.7	4.5	3.9	4.1
PASSING (net)	4461	3781	3093	3538	4089	3558	4275	3564
Avg per Game	278.8	236.3	193.3	221.1	255.6	222.4	267.2	222.8
Passes Att.	644	506	427	527	512	556	599	512
Completed	432	345	280	356	348	334	422	344
Pct Completed	67.1	68.2	65.6	67.6	68.0	60.1	70.5	67.2
Yards Gained	4595	4165	3448	3885	4316	3708	4524	3747
Sacked	18	62	51	56	34	32	40	33
Yards Lost	134	384	355	347	227	150	249	183
Had intercepted	15	9	7	8	12	9	11	14
Yards Opp Ret	148	24	135	77	87	39	153	189
Opp TDs on Int	2	0	2	0	1	0	0	1
PUNTS	57	74	79	60	62	61	61	63
Avg Yards	46.1	43.7	47.6	44.5	42.6	46.6	48.1	44.3
PUNT RETURNS	24	38	25	21	34	35	33	33
Avg Return	9.0	8.6	5.7	5.7	10.5	11.5	6.5	12.5
Returned for TD	0	0	0	0	1	1	0	0
KICKOFF RETURNS	17	20	29	13	28	32	33	23
Avg Return	19.8	24.4	23.1	21.8	23.3	22.1	22.0	19.1
Returned for TD	0	0	0	0	0	0	0	0
PENALTIES	120	105	111	104	113	116	100	97
Yards Penalized	953	787	959	885	967	940	852	796
FUMBLES BY	17	19	18	23	17	25	29	23
Fumbles Lost	9	7	4	9	7	11	12	10
Opp Fumbles	22	26	26	21	18	15	22	21
Opp Fum Lost	11	14	14	11	7	5	7	9
POSS. TIME (avg)	29:46	30:12	31:15	31:00	30:43	32:17	32:03	31:48
TOUCHDOWNS	52	42	52	36	51	41	41	50
Rushing	13	12	15	13	16	19	12	16
Passing	39	26	35	22	32	18	29	28
Returns	0	4	2	1	3	4	0	6
EXTRA-PT KICKS	44/47	39/41	48/51	32/33	36/43	36/37	33/35	42/45
2-PT CONVERSIONS	4/5	0/1	1/1	2/2	6/8	1/4	5/6	4/5
FIELD GOALS/FGA	23/27	37/42	22/27	29/36	24/29	35/39	26/31	23/30
POINTS SCORED	433	402	428	339	428	389	367	421

DEFENSE	Ind.	Hou.	Sea.	Dal.	LA-C	Balt.	Phil.	Chi.
POINTS ALLOWED	344	316	347	324	329	287	348	283
OPP FIRST DOWNS	315	298	323	309	311	286	308	278
Rushing	87	76	91	89	101	82	71	67
Passing	203	200	201	193	178	174	215	186
Penalty	25	22	31	27	32	30	22	25
OPP YARDS GAINED	5431	5490	5653	5268	5339	4687	5859	4795
Avg per Game	339.4	343.1	353.3	329.3	333.7	292.9	366.2	299.7
OPP RUSHING(net)	1626	1323	1811	1513	1693	1327	1551	1280
Avg per Game	101.6	82.7	113.2	94.6	105.8	82.9	96.9	80.0
Rushes	415	385	366	400	395	354	332	339
Yards per Rush	3.9	3.4	4.9	3.8	4.3	3.7	4.7	3.8
OPP PASSING(net)	3805	4167	3842	3755	3646	3360	4308	3515
Avg per Game	237.8	260.4	240.1	234.7	227.9	210.0	269.3	219.7
Passes Att.	542	594	546	542	548	577	626	615
Completed	384	385	355	367	351	337	417	377
Pct Completed	70.8	64.8	65.0	67.7	64.1	58.4	66.6	61.3
Sacked	38	43	43	39	38	43	44	50
Yards Lost	228	310	261	229	240	291	311	339
INTERCEPTED BY	15	15	12	9	13	12	10	27
Yards Returned	220	252	196	141	247	99	139	330
Returned for TD	0	3	1	0	1	0	0	5
OPP PUNT RETURNS	21	32	36	30	28	31	31	20
Avg return	4.4	7.5	8.4	8.5	9.2	10.2	6.3	7.5
OPP KICKOFF RET	27	33	37	25	61	32	24	22
Avg return	22.0	20.7	24.8	26.5	21.7	23.3	22.5	24.9
OPP TOUCHDOWNS	37	36	39	35	38	33	37	30
Rushing	12	8	9	12	11	11	14	5
Passing	21	28	26	22	23	21	22	22
Returns	4	0	4	1	4	1	1	3

WEEK 17 / THROUGH SUNDAY, DECEMBER 30, 2018

OFFENSE	K.C.	N.E.	N.O.	LA-R	Buff.	Cin.	Clev.	Denv.
GAMES (Won-Lost)	12-4	11-5	13-3	13-3	6-10	6-10	7-8-1	6-10
FIRST DOWNS	384	365	377	401	283	304	314	320
Rushing	108	131	134	134	108	92	93	107
Passing	239	206	210	236	137	182	189	181
Penalty	37	28	33	31	38	30	32	32
YDS GAINED (tot)	6810	6295	6067	6738	4778	4972	5900	5602
Avg per Game	425.6	393.4	379.2	421.1	298.6	310.8	368.8	350.1
RUSHING (net)	1855	2037	2025	2231	1984	1682	1893	1907
Avg per Game	115.9	127.3	126.6	139.4	124.0	105.1	118.3	119.2
Rushes	387	478	471	459	468	359	411	393
Yards per Rush	4.8	4.3	4.3	4.9	4.2	4.7	4.6	4.9
PASSING (net)	4955	4258	4042	4507	2794	3290	4007	3695
Avg per Game	309.7	266.1	252.6	281.7	174.6	205.6	250.4	230.9
Passes Att.	583	574	519	568	499	542	574	588
Completed	385	378	381	368	271	331	353	367
Pct Completed	66.0	65.9	73.4	64.8	54.3	61.1	61.5	62.4
Yards Gained	5126	4405	4174	4730	3082	3569	4261	3930
Sacked	26	21	20	33	41	37	38	34
Yards Lost	171	147	132	223	288	279	254	235
Had intercepted	12	11	7	12	23	13	17	15
Yards Opp Ret	109	67	75	73	347	221	202	258
Opp TDs on Int	1	0	0	0	4	1	2	0
PUNTS	45	64	43	43	82	72	85	85
Avg Yards	44.9	45.1	46.4	46.3	42.8	43.3	44.3	44.5
PUNT RETURNS	22	26	24	30	31	22	32	30
Avg Return	11.9	7.7	6.5	10.2	6.7	10.7	9.1	4.4
Returned for TD	1	0	0	0	0	0	0	0
KICKOFF RETURNS	40	28	23	39	38	43	44	30
Avg Return	24.4	27.0	24.3	21.4	21.2	24.9	20.1	20.1
Returned for TD	0	1	0	0	0	0	0	0
PENALTIES	137	93	94	96	116	114	112	125
Yards Penalized	1152	744	939	878	992	957	894	985
FUMBLES BY	18	11	18	17	23	11	19	18
Fumbles Lost	6	7	9	7	9	4	7	6
Opp Fumbles	29	20	22	14	30	14	27	23
Opp Fum Lost	12	10	12	12	11	6	14	11
POSS. TIME (avg)	28:56	31:05	31:39	30:42	30:29	27:27	28:24	28:58
TOUCHDOWNS	71	51	60	60	29	45	44	39
Rushing	16	18	26	23	15	13	15	18
Passing	50	29	33	32	13	27	29	19
Returns	5	4	1	5	1	5	0	2
EXTRA-PT KICKS	65/69	49/50	52/53	51/53	25/26	39/41	28/34	35/35
2-PT CONVERSIONS	1/2	0/1	4/6	5/7	1/3	1/4	4/10	0/4
FIELD GOALS/FGA	24/27	27/32	28/30	34/41	22/28	19/23	19/25	20/25
POINTS SCORED	565	436	504	527	269	368	359	329

DEFENSE	K.C.	N.E.	N.O.	LA-R	Buff.	Cin.	Clev.	Denv.
POINTS ALLOWED	421	325	353	384	374	455	392	349
OPP FIRST DOWNS	419	322	333	322	293	372	377	318
Rushing	129	93	72	101	111	125	130	85
Passing	247	208	224	185	157	221	216	197
Penalty	43	21	37	36	25	26	31	36
OPP YARDS GAINED	6488	5746	5585	5737	4706	6618	6288	5842
Avg per Game	405.5	359.1	349.1	358.6	294.1	413.6	393.0	365.1
OPP RUSHING(net)	2114	1803	1283	1957	1839	2204	2163	1913
Avg per Game	132.1	112.7	80.2	122.3	114.9	137.8	135.2	119.6
Rushes	425	367	356	386	440	466	459	429
Yards per Rush	5.0	4.9	3.6	5.1	4.2	4.7	4.7	4.5
OPP PASSING(net)	4374	3943	4302	3780	2867	4414	4125	3929
Avg per Game	273.4	246.4	268.9	236.3	179.2	275.9	257.8	245.6
Passes Att.	632	605	573	533	492	584	626	549
Completed	406	370	384	347	313	389	393	353
Pct Completed	64.2	61.2	67.0	65.1	63.6	66.6	62.8	64.3
Sacked	52	30	49	41	36	34	37	44
Yards Lost	347	238	321	326	217	173	245	311
INTERCEPTED BY	15	18	12	18	16	12	17	17
Yards Returned	280	156	259	290	133	222	100	158
Returned for TD	3	1	1	3	0	3	0	2
OPP PUNT RETURNS	17	25	12	12	34	30	37	35
Avg return	5.7	10.2	5.0	8.7	8.7	7.3	10.7	10.5
OPP KICKOFF RET	36	42	39	29	34	31	24	28
Avg return	22.5	24.6	22.7	22.5	22.2	22.7	23.9	20.8
OPP TOUCHDOWNS	51	36	43	44	44	51	43	39
Rushing	19	7	12	12	17	17	20	11
Passing	30	29	30	31	22	32	21	26
Returns	2	0	1	1	5	2	2	2

WEEK 17 / THROUGH SUNDAY, DECEMBER 30, 2018

OFFENSE	Jax	Miami	NY-J	Oak.	Pitt.	Tenn.	Ariz.	Atl.
GAMES (Won-Lost)	5-11	7-9	4-12	4-12	9-6-1	9-7	3-13	7-9
FIRST DOWNS	277	252	258	300	378	289	239	352
Rushing	92	75	84	86	88	106	76	84
Passing	164	153	157	197	251	156	137	238
Penalty	21	24	17	17	39	27	26	30
YDS GAINED (tot)	4832	4638	4787	5379	6453	4998	3865	6226
Avg per Game	302.0	289.9	299.2	336.2	403.3	312.4	241.6	389.1
RUSHING (net)	1723	1738	1622	1628	1445	2023	1342	1573
Avg per Game	107.7	108.6	101.4	101.8	90.3	126.4	83.9	98.3
Rushes	416	371	410	387	345	454	355	351
Yards per Rush	4.1	4.7	4.0	4.2	4.2	4.5	3.8	4.5
PASSING (net)	3109	2900	3165	3751	5008	2975	2523	4653
Avg per Game	194.3	181.3	197.8	234.4	313.0	185.9	157.7	290.8
Passes Att.	536	455	524	556	689	437	495	617
Completed	329	292	299	382	459	293	283	428
Pct Completed	61.4	64.2	57.1	68.7	66.6	67.0	57.2	69.4
Yards Gained	3431	3309	3404	4057	5174	3255	2884	4949
Sacked	53	52	37	52	24	47	52	42
Yards Lost	322	409	239	306	166	280	361	296
Had intercepted	13	13	19	10	17	12	18	7
Yards Opp Ret	155	188	271	275	147	219	298	93
Opp TDs on Int	1	2	2	2	1	1	4	1
PUNTS	86	88	82	70	64	75	94	62
Avg Yards	45.0	44.1	45.9	43.2	43.4	46.4	48.6	44.0
PUNT RETURNS	34	28	25	25	31	27	36	21
Avg Return	9.8	10.5	13.0	11.6	8.1	8.8	8.2	7.0
Returned for TD	1	1	1	1	0	0	0	0
KICKOFF RETURNS	26	39	46	29	32	23	25	31
Avg Return	20.5	24.1	26.9	22.9	19.3	32.0	21.4	22.2
Returned for TD	0	1	1	0	0	1	0	0
PENALTIES	121	108	114	110	111	82	101	101
Yards Penalized	1112	978	948	965	1026	727	786	899
FUMBLES BY	26	17	24	24	21	18	23	24
Fumbles Lost	16	10	11	14	9	6	10	11
Opp Fumbles	15	17	20	10	16	14	20	21
Opp Fum Lost	6	7	7	3	7	6	9	4
POSS. TIME (avg)	30:14	27:49	29:04	30:43	30:41	29:28	26:33	29:23
TOUCHDOWNS	25	38	34	30	54	34	27	49
Rushing	7	7	11	9	16	15	9	11
Passing	15	26	18	19	35	16	15	36
Returns	3	5	5	2	3	3	3	2
EXTRA-PT KICKS	22/23	35/36	30/33	27/28	44/49	28/31	23/24	41/43
2-PT CONVERSIONS	0/2	1/1	0/1	1/2	4/5	0/1	2/3	2/6
FIELD GOALS/FGA	23/26	18/20	33/36	27/32	16/23	26/30	12/17	25/26
POINTS SCORED	245	319	333	290	428	310	225	414

DEFENSE	Jax	Miami	NY-J	Oak.	Pitt.	Tenn.	Ariz.	Atl.
POINTS ALLOWED	316	433	441	467	360	303	425	423
OPP FIRST DOWNS	288	350	343	317	317	298	357	375
Rushing	89	116	104	108	84	98	139	115
Passing	162	195	201	178	200	182	186	226
Penalty	37	39	38	31	33	18	32	34
OPP YARDS GAINED	4983	6257	6086	6102	5235	5334	5741	6152
Avg per Game	311.4	391.1	380.4	381.4	327.2	333.4	358.8	384.5
OPP RUSHING(net)	1870	2325	2021	2249	1538	1863	2479	1999
Avg per Game	116.9	145.3	126.3	140.6	96.1	116.4	154.9	124.9
Rushes	434	485	440	480	369	429	510	409
Yards per Rush	4.3	4.8	4.6	4.7	4.2	4.3	4.9	4.9
OPP PASSING(net)	3113	3932	4065	3853	3697	3471	3262	4153
Avg per Game	194.6	245.8	254.1	240.8	231.1	216.9	203.9	259.6
Passes Att.	499	508	582	480	566	533	506	585
Completed	312	335	367	299	362	337	342	398
Pct Completed	62.5	65.9	63.1	62.3	64.0	63.2	67.6	68.0
Sacked	37	31	39	13	52	39	49	37
Yards Lost	241	209	293	80	347	248	333	255
INTERCEPTED BY	11	21	13	14	8	11	7	15
Yards Returned	117	321	318	124	89	120	55	151
Returned for TD	2	3	3	1	2	2	0	1
OPP PUNT RETURNS	37	37	42	28	17	33	44	27
Avg return	5.0	10.4	7.6	8.6	14.4	9.0	9.5	6.8
OPP KICKOFF RET	21	13	23	39	35	25	27	36
Avg return	17.8	26.1	23.4	23.6	20.8	27.8	21.6	22.7
OPP TOUCHDOWNS	34	52	49	56	42	32	50	52
Rushing	16	17	16	16	13	9	25	16
Passing	17	31	29	36	27	21	21	33
Returns	1	4	4	4	2	2	4	3

WEEK 17 / THROUGH SUNDAY, DECEMBER 30, 2018

OFFENSE	Car.	Det.	G.B.	Minn.	NY-G	S.F.	T.B.	Wash.
GAMES (Won-Lost)	7-9	6-10	6-9-1	8-7-1	5-11	4-12	5-11	7-9
FIRST DOWNS	356	325	332	310	297	344	388	280
Rushing	117	91	98	66	71	98	80	96
Passing	212	201	208	218	208	201	265	156
Penalty	27	33	26	26	18	45	43	28
YDS GAINED (tot)	5972	5236	5905	5529	5697	5769	6648	4795
Avg per Game	373.3	327.3	369.1	345.6	356.1	360.6	415.5	299.7
RUSHING (net)	2136	1660	1667	1493	1650	1902	1523	1774
Avg per Game	133.5	103.8	104.2	93.3	103.1	118.9	95.2	110.9
Rushes	416	404	333	357	354	423	389	414
Yards per Rush	5.1	4.1	5.0	4.2	4.7	4.5	3.9	4.3
PASSING (net)	3836	3576	4238	4036	4047	3867	5125	3021
Avg per Game	239.8	223.5	264.9	252.3	252.9	241.7	320.3	188.8
Passes Att.	563	574	640	606	583	532	625	509
Completed	378	375	392	425	382	331	408	311
Pct Completed	67.1	65.3	61.3	70.1	65.5	62.2	65.3	61.1
Yards Gained	4071	3844	4629	4298	4405	4247	5358	3287
Sacked	32	41	53	40	47	48	41	44
Yards Lost	235	268	391	262	358	380	233	266
Had intercepted	16	12	4	10	12	20	26	15
Yards Opp Ret	179	155	51	199	136	336	334	316
Opp TDs on Int	1	2	1	3	1	3	3	3
PUNTS	61	74	72	73	71	69	58	79
Avg Yards	45.2	44.7	44.1	44.6	45.4	43.1	44.3	45.3
PUNT RETURNS	24	27	30	29	37	31	26	17
Avg Return	6.9	6.3	6.6	10.9	6.2	5.8	6.3	6.5
Returned for TD	0	0	0	0	0	0	0	0
KICKOFF RETURNS	26	20	30	22	45	36	31	29
Avg Return	22.4	24.1	21.5	24.5	24.4	26.2	20.4	19.7
Returned for TD	0	0	0	0	0	1	0	0
PENALTIES	92	94	108	92	114	112	117	115
Yards Penalized	818	852	937	779	951	982	975	1008
FUMBLES BY	20	14	22	15	16	31	23	18
Fumbles Lost	6	7	11	10	7	12	9	4
Opp Fumbles	22	13	18	24	19	21	18	24
Opp Fum Lost	10	7	8	8	5	5	8	11
POSS. TIME (avg)	30:44	31:24	29:38	29:16	28:44	29:42	30:14	29:38
TOUCHDOWNS	46	35	41	42	39	35	49	29
Rushing	17	11	14	9	13	7	11	12
Passing	28	22	25	30	23	26	36	16
Returns	1	2	2	3	3	2	2	1
EXTRA-PT KICKS	37/41	30/30	34/36	36/37	31/32	27/29	40/44	25/26
2-PT CONVERSIONS	2/5	0/5	3/4	3/5	4/7	2/6	1/5	2/3
FIELD GOALS/FGA	19/21	28/32	30/37	22/32	32/33	33/34	20/27	26/29
POINTS SCORED	376	324	376	360	369	342	396	281

DEFENSE	Car.	Det.	G.B.	Minn.	NY-G	S.F.	T.B.	Wash.
POINTS ALLOWED	382	360	400	341	412	435	464	359
OPP FIRST DOWNS	315	315	331	303	346	337	356	330
Rushing	110	88	100	107	103	104	122	109
Passing	185	191	199	160	205	195	209	197
Penalty	20	36	32	36	38	38	25	24
OPP YARDS GAINED	5651	5360	5670	4955	5942	5546	6134	5654
Avg per Game	353.2	335.0	354.4	309.7	371.4	346.6	383.4	353.4
OPP RUSHING(net)	1804	1761	1918	1815	1898	1814	1983	1860
Avg per Game	112.8	110.1	119.9	113.4	118.6	113.4	123.9	116.3
Rushes	384	403	446	440	444	444	426	413
Yards per Rush	4.7	4.4	4.3	4.1	4.3	4.1	4.7	4.5
OPP PASSING(net)	3847	3599	3752	3140	4044	3732	4151	3794
Avg per Game	240.4	224.9	234.5	196.3	252.8	233.3	259.4	237.1
Passes Att.	529	496	527	503	560	542	534	537
Completed	353	323	336	315	362	344	387	362
Pct Completed	66.7	65.1	63.8	62.6	64.6	63.5	72.5	67.4
Sacked	35	43	44	50	30	37	38	46
Yards Lost	215	298	322	361	185	227	232	297
INTERCEPTED BY	13	7	7	12	16	2	9	15
Yards Returned	86	148	100	159	191	55	97	203
Returned for TD	0	2	1	1	3	1	0	0
OPP PUNT RETURNS	22	29	20	31	27	25	27	31
Avg return	8.2	11.4	10.3	6.1	6.6	7.8	8.6	9.8
OPP KICKOFF RET	17	37	40	31	28	27	34	13
Avg return	23.9	22.6	25.6	23.3	20.4	24.5	21.0	22.7
OPP TOUCHDOWNS	46	44	47	34	45	52	57	43
Rushing	13	11	15	13	18	13	19	12
Passing	32	29	30	15	24	35	34	27
Returns	1	4	2	6	3	4	4	4

WEEK 17 / THROUGH SUNDAY, DECEMBER 30, 2018

OFFENSE	NFL/Avg
GAMES (Won-Lost)	---
FIRST DOWNS	326.9
Rushing	100.2
Passing	196.1
Penalty	30.6
YDS GAINED (tot)	5635.4
Avg per Game	352.2
RUSHING (net)	1831.2
Avg per Game	114.4
Rushes	414.7
Yards per Rush	4.4
PASSING (net)	3804.3
Avg per Game	237.8
Passes Att.	552.2
Completed	358.2
Pct Completed	64.9
Yards Gained	4070.8
Sacked	40.0
Yards Lost	266.6
Had intercepted	13.1
Yards Opp Ret	173.6
Opp TDs on Int	1.4
PUNTS	69.2
Avg Yards	45.0
PUNT RETURNS	28.4
Avg Return	8.5
Returned for TD	0.2
KICKOFF RETURNS	30.3
Avg Return	22.9
Returned for TD	0.2
PENALTIES	107.7
Yards Penalized	919.5
FUMBLES BY	20.1
Fumbles Lost	8.7
Opp Fumbles	20.1
Opp Fum Lost	8.7
POSS. TIME (avg)	30:00
TOUCHDOWNS	42.8
Rushing	13.7
Passing	26.5
Returns	2.7
EXTRA POINTS(tot)	94%
Kicks Made/2Pt	51%
FIELD GOALS/FGA	25/30
POINTS SCORED	373.5

DEFENSE	NFL/Avg
POINTS ALLOWED	373.5
OPP FIRST DOWNS	326.9
Rushing	100.2
Passing	196.1
Penalty	30.6
OPP YARDS GAINED	5635.4
Avg per Game	352.2
OPP RUSHING(net)	1831.2
Avg per Game	114.4
Rushes	414.7
Yards per Rush	4.4
OPP PASSING(net)	3804.3
Avg per Game	237.8
Passes Att.	552.2
Completed	358.2
Pct Completed	64.9
Sacked	40.0
Yards Lost	266.6
INTERCEPTED BY	13.1
Yards Returned	173.6
Returned for TD	1.4
OPP PUNT RETURNS	28.4
Avg return	8.5
OPP KICKOFF RET	30.3
Avg return	22.9
OPP TOUCHDOWNS	42.8
Rushing	13.7
Passing	26.5
Returns	2.7

WEEK 17 / THROUGH SUNDAY, DECEMBER 30, 2018

TEAM RANKINGS

National Football League

	Offense			Defense		
	Total	**Rush**	**Pass**	**Total**	**Rush**	**Pass**
Ariz.	32	32	32	20	32	4
Atl.	6	27	4	28	25	27
Balt.	9	2	22	*1	4	5
Buff.	30	9	31	2	16	*1
Car.	10	4	16	15	12	18
Chi.	21	11	21	3	*1	7
Cin.	26	21	24	32	29	32
Cleve.	13	14	14	30	28	25
Dallas	22	10	23	7	5	13
Denver	19	12	19	22	21	20
Det.	24	23	20	10	10	8
G.B.	12	22	9	18	22	12
Hou.	15	8	17	12	3	28
Ind.	7	20	6	11	8	16
Jax	27	19	26	5	19	2
K.C.	*1	16	3	31	27	31
L.A.-C	11	15	10	9	9	9
Rams	2	3	5	19	23	14
Miami	31	18	30	29	31	21
Minn.	20	30	13	4	15	3
N.E.	5	5	8	21	11	22
N.O.	8	6	12	14	2	29
Giants	17	24	11	24	20	23
Jets	29	26	25	25	26	24
Oak.	23	25	18	26	30	19
Phil.	**14**	**28**	**7**	**23**	**7**	**30**
Pitt.	4	31	2	6	6	10
S.F.	16	13	15	13	14	11
Sea.	18	*1	27	16	13	17
T.B.	3	29	*1	27	24	26
Tenn.	25	7	29	8	18	6
Wash.	28	17	28	17	17	15

T = Tied for position

*** = League Leader**

WEEK 17 / THROUGH SUNDAY, DECEMBER 30, 2018

NFL / TEAM/OFFENSE RANK

Tm	(A)	(B)	(C)	(D)	(E)	(F)	(G)	(H)	(I)	(J)	(K)	(L)	(M)	(N)	(O)	(P)	(Q)
BAL	9	25	2	15	22	23	5	7	7	6	14	5	18	4	16	13	8
BUF	30	31	9	21	31	31	32	21	27	30	31	21	24	31	31	30	26
CIN	26	24	21	8	24	27	18	17	23	21	18	7	5	28	20	17	21
CLE	13	12	14	11	14	13	27	13	21	27	28t	12	28	20	30	20	28
DEN	19	18	12	4	19	24	21	8	20	28	11t	32	27	18	28	24	25
HOU	15	17	8	19	17	12	8	32	14	20	6	15	9	26	22	11	12
IND	7	11	20	22	6	9	16	1	6	1	26	13	29	8	3	5	15
JAC	27	30	19	26	26	30	19	26	29	14	25	11	25	14	11	31	11
KC	1	1	16	6	3	1	12t	5	3	2	3	3	8	15	14	1	10
LAC	11	3	15	7	10	5	17	14	13	16	1	8	13	32	32	6t	20
MIA	31	26	18	9	30	26	25	30	31	31	8	9	12	23	26	26	7
NE	5	9	5	20	8	6	11	3	8	13	20t	18	2	13	19	4	16t
NYJ	29	29	26	29	25	28	28	18	30	29	20t	1	3	9	13	23	5
OAK	23	21	25	23	18	19	9	25	24	19	27	4	15	29	29	28	16t
PIT	4	6	31	24	2	8	20	2	4	8	7	17	31	27	27	6t	31
TEN	25	23	7	16	29	20	23	29	26	15	15	14	1	5	8	27	14
ARI	32	32	32	32	32	32	29	27	32	32	32	16	22	1	5	32	30
ATL	6	5	27	13	4	7	2	16	10	4	19	19	17	25	15	10	3
CAR	10	8	4	1	16	16	24	6	9	9	24	20	16	12	12	14t	6
CHI	21	20	11	27	21	14	22	10	16	11	11t	2	32	21	17	9	27
DAL	22	22	10	14	23	22	4	28	19	10	16	31	20	19	18	22	24
DET	24	27	23	28	20	25	14	19	18	25	9	26	11	16	21	25	13
GB	12	13	22	2	9	21	1	22	15	23	20t	22	21	24	25	14t	23
LAR	2	2	3	3	5	3	15	9	1	5	30	10	23	7	2	2	19
MIN	20	19	30	25	13	18	7	12	22	26	28t	6	6	17	10	19	32
NO	8	7	6	17	12	4	3	4	5	7	2	24	10	6	1	3	4
NYG	17	10	24	10	11	17	12t	20	25	22	11t	28	7	10	7	16	2
PHI	**14**	**15**	**28**	**30**	**7**	**10**	**10**	**15**	**11**	**12**	**10**	**23**	**19**	**2**	**4**	**18**	**18**
SF	16	14	13	12	15	11	30	24	12	18	20t	29	4	30	23	21	1
SEA	18	16	1	5	27	15	6	31	17	17	4	30	14	3	6	6t	22
TB	3	4	29	31	1	2	31	11	2	3	5	27	26	22	24	12	29
WAS	28	28	17	18	28	29	26	23	28	24	17	25	30	11	9	29	9

Team/Offense Rank
(A) Total Yards per Game
(B) Yards per Play
(C) Rushing Yards per Game
(D) Rushing Yards per Attempt
(E) Passing Net Yards per Game
(F) Passing Net Yards per Play
(G) Passing, Percent Had Intercepted
(H) Sacks per Pass Play
(I) First Downs per Game
(J) Third Down Efficiency
(K) Fourth Down Efficiency
(L) Punt Return Average
(M) Kickoff Return Average
(N) Gross Punting Average
(O) Net Punting Average
(P) Points per Game
(Q) Field Goal Percentage

WEEK 17 / THROUGH SUNDAY, DECEMBER 30, 2018

NFL / OPPONENT/DEFENSE RANK

Tm	(A)	(B)	(C)	(D)	(E)	(F)	(G)	(H)	(I)	(J)	(K)	(L)	(M)	(N)	(O)	(P)	(Q)	(R)	(S)
BAL	1	2	4	3	5	2	22	13	2	3	10t	25	19	8	7	2	6	6	1
BUF	2	3	16	10	1	3	4	15t	4	8	14t	20	10	13	19	18	23t	28	18
CIN	32	29	29	25	32	29	24	29	29	32	26	9	18	3	4	30	29t	26	31
CLE	30	15	28	24	25	10	11	28	31	7	27	30	24	7	8	21	10	20	26
DEN	22	19	21	17	20	23	5	10	16	17	14t	29	4	22	24	13	12	18	23
HOU	12	9	3	1	28	18	13	17	5t	20	22t	10t	3	28	18	4t	21	9	13
IND	11	13	8	6	16	20	10	21	11t	23	7	1	9	16	25	10	16	8	4
JAC	5	5	19	14	2	5	19	14	3	14	1	2	1	32	22	4t	20	24	22
KC	31	24	27	31	31	12	16	8	32	25	28t	4	11	9	2	24	13t	2	11
LAC	9	12	9	12	9	11	17	22	10	18	16t	22	8	30	17	8	5	7	6
MIA	29	30	31	26	21	31	2	27	26	28	4	28	30	2	1	27	4	30	30
NE	21	20	11	29	22	9	6	31	17t	16	2	26	26	1	3	7	17	5	8
NYJ	25	21	26	19	24	19	18	24	24	2	25	12	21	5	5	29	13t	29	29
OAK	26	32	30	22	19	32	7	32	14t	30	28t	18	22	29	16	32	11	31	27
PIT	6	6	6	9	10	7	28	3	14t	9	13	32	5	10	13	16t	13t	11	2
TEN	8	7	18	15	6	8	23	15t	5t	10	16t	21	32	25	12	3	26	15	25
ARI	20	10	32	27	4	6	30	2	28	15	24	23	7	20	11	26	8	32	32
ATL	28	27	25	28	27	24	12	26	30	31	31	8	17	24	30	25	32	17	17
CAR	15	26	12	23	18	26	14	25	11t	19	20t	14	23	21	28	19	19	16	12
CHI	3	1	1	4	7	1	1	9	1	4	18	10t	28	12	6	1	31	4	5
DAL	7	8	5	5	13	15	26	18	9	27	5	16	31	14	20	6	27	14	15
DET	10	17	10	16	8	25	29	4	11t	11	12	31	14	19	21	16t	1	21	21
GB	18	14	22	13	12	21	31	7	21	13	28t	27	29	18	26	22	3	19	14
LAR	19	28	23	32	14	22	3	12	17t	12	22t	19	12	11	9	20	25	3	3
MIN	4	4	15	8	3	4	15	1	7	1	8	5	20	17	15	9	29t	12t	7
NO	14	18	2	2	29	28	21	6	22	24	9	3	15t	4	10	14	2	1	10
NYG	24	22	20	11	23	27	8	30	25	26	32	7	2	27	31	23	22	22	24
PHI	**23**	**23**	**7**	**21**	**30**	**13**	**27**	**20**	**8**	**6**	**19**	**6**	**13**	**26**	**27**	**12**	**18**	**12t**	**20**
SF	13	11	14	7	11	14	32	23	23	21	20t	13	25	6	14	28	23t	27	16
SEA	16	25	13	30	17	17	20	11	19	5	6	15	27	15	23	11	7	10	19
TB	27	31	24	20	26	30	25	19	27	22	10t	17	6	31	32	31	28	23	9
WAS	17	16	17	18	15	16	9	5	20	29	3	24	15t	23	29	15	9	25	28

Opponent/Defense Rank
(A) Total Yards per Game
(B) Yards per Play
(C) Rushing Yards per Game
(D) Rushing Yards per Attempt
(E) Passing Net Yards per Game
(F) Passing Net Yards per Play
(G) Passing, Percent Had Intercepted
(H) Sacks per Pass Play
(I) First Downs per Game
(J) Third Down Efficiency
(K) Fourth Down Efficiency
(L) Punt Return Average
(M) Kickoff Return Average
(N) Gross Punting Average
(O) Net Punting Average
(P) Points per Game
(Q) Field Goal Percentage
Combined Offense/Defense Rank
(R) Points per Game Differential
(S) Net Yards per Game Differential

WEEK 17 / THROUGH SUNDAY, DECEMBER 30, 2018

NFL / TOTAL OFFENSE

Rank	Team	Total	Rushing	Passing	Total	Rushing	Passing
1)	Kansas City	6810	1855	4955	425.6	115.9	309.7
2)	Los Angeles Rams	6738	2231	4507	421.1	139.4	281.7
3)	Tampa Bay	6648	1523	5125	415.5	95.2	320.3
4)	Pittsburgh	6453	1445	5008	403.3	90.3	313.0
5)	New England	6295	2037	4258	393.4	127.3	266.1
6)	Atlanta	6226	1573	4653	389.1	98.3	290.8
7)	Indianapolis	6179	1718	4461	386.2	107.4	278.8
8)	New Orleans	6067	2025	4042	379.2	126.6	252.6
9)	Baltimore	5999	2441	3558	374.9	152.6	222.4
10)	Carolina	5972	2136	3836	373.3	133.5	239.8
11)	Los Angeles Chargers	5962	1873	4089	372.6	117.1	255.6
12)	Green Bay	5905	1667	4238	369.1	104.2	264.9
13)	Cleveland	5900	1893	4007	368.8	118.3	250.4
14)	**Philadelphia**	**5845**	**1570**	**4275**	**365.3**	**98.1**	**267.2**
15)	Houston	5802	2021	3781	362.6	126.3	236.3
16)	San Francisco	5769	1902	3867	360.6	118.9	241.7
17)	New York Giants	5697	1650	4047	356.1	103.1	252.9
18)	Seattle	5653	2560	3093	353.3	160.0	193.3
19)	Denver	5602	1907	3695	350.1	119.2	230.9
20)	Minnesota	5529	1493	4036	345.6	93.3	252.3
21)	Chicago	5502	1938	3564	343.9	121.1	222.8
22)	Dallas	5501	1963	3538	343.8	122.7	221.1
23)	Oakland	5379	1628	3751	336.2	101.8	234.4
24)	Detroit	5236	1660	3576	327.3	103.8	223.5
25)	Tennessee	4998	2023	2975	312.4	126.4	185.9
26)	Cincinnati	4972	1682	3290	310.8	105.1	205.6
27)	Jacksonville	4832	1723	3109	302.0	107.7	194.3
28)	Washington	4795	1774	3021	299.7	110.9	188.8
29)	New York Jets	4787	1622	3165	299.2	101.4	197.8
30)	Buffalo	4778	1984	2794	298.6	124.0	174.6
31)	Miami	4638	1738	2900	289.9	108.6	181.3
32)	Arizona	3865	1342	2523	241.6	83.9	157.7

NFL / TOTAL DEFENSE

Rank	Team	Total	Rushing	Passing	Total	Rushing	Passing
1)	Baltimore	4687	1327	3360	292.9	82.9	210.0
2)	Buffalo	4706	1839	2867	294.1	114.9	179.2
3)	Chicago	4795	1280	3515	299.7	80.0	219.7
4)	Minnesota	4955	1815	3140	309.7	113.4	196.3
5)	Jacksonville	4983	1870	3113	311.4	116.9	194.6
6)	Pittsburgh	5235	1538	3697	327.2	96.1	231.1
7)	Dallas	5268	1513	3755	329.3	94.6	234.7
8)	Tennessee	5334	1863	3471	333.4	116.4	216.9
9)	Los Angeles Chargers	5339	1693	3646	333.7	105.8	227.9
10)	Detroit	5360	1761	3599	335.0	110.1	224.9
11)	Indianapolis	5431	1626	3805	339.4	101.6	237.8
12)	Houston	5490	1323	4167	343.1	82.7	260.4
13)	San Francisco	5546	1814	3732	346.6	113.4	233.3
14)	New Orleans	5585	1283	4302	349.1	80.2	268.9
15)	Carolina	5651	1804	3847	353.2	112.8	240.4
16)	Seattle	5653	1811	3842	353.3	113.2	240.1
17)	Washington	5654	1860	3794	353.4	116.3	237.1
18)	Green Bay	5670	1918	3752	354.4	119.9	234.5
19)	Los Angeles Rams	5737	1957	3780	358.6	122.3	236.3
20)	Arizona	5741	2479	3262	358.8	154.9	203.9
21)	New England	5746	1803	3943	359.1	112.7	246.4
22)	Denver	5842	1913	3929	365.1	119.6	245.6
23)	**Philadelphia**	**5859**	**1551**	**4308**	**366.2**	**96.9**	**269.3**
24)	New York Giants	5942	1898	4044	371.4	118.6	252.8
25)	New York Jets	6086	2021	4065	380.4	126.3	254.1
26)	Oakland	6102	2249	3853	381.4	140.6	240.8
27)	Tampa Bay	6134	1983	4151	383.4	123.9	259.4
28)	Atlanta	6152	1999	4153	384.5	124.9	259.6
29)	Miami	6257	2325	3932	391.1	145.3	245.8
30)	Cleveland	6288	2163	4125	393.0	135.2	257.8
31)	Kansas City	6488	2114	4374	405.5	132.1	273.4
32)	Cincinnati	6618	2204	4414	413.6	137.8	275.9

WEEK 17 / THROUGH SUNDAY, DECEMBER 30, 2018

NFL / TAKEAWAYS, GIVEAWAYS

		TAKEAWAYS			GIVEAWAYS			Net
Rank	**Team**	**Int**	**Fum**	**Total**	**Int**	**Fum**	**Total**	**Diff**
1)	Seattle	12	14	26	7	4	11	= +15
2)	Houston	15	14	29	9	7	16	= +13
3)	Chicago	27	9	36	14	10	24	= +12
4)	Los Angeles Rams	18	12	30	12	7	19	= +11
5)	New England	18	10	28	11	7	18	= +10
6)	Kansas City	15	12	27	12	6	18	= +9
7)	New Orleans	12	12	24	7	9	16	= +8
8t)	Cleveland	17	14	31	17	7	24	= +7
8t)	Denver	17	11	28	15	6	21	= +7
8t)	Washington	15	11	26	15	4	19	= +7
11)	Miami	21	7	28	13	10	23	= +5
12)	Dallas	9	11	20	8	9	17	= +3
13t)	Indianapolis	15	11	26	15	9	24	= +2
13t)	New York Giants	16	5	21	12	7	19	= +2
15t)	Cincinnati	12	6	18	13	4	17	= +1
15t)	Los Angeles Chargers	13	7	20	12	7	19	= +1
15t)	Atlanta	15	4	19	7	11	18	= +1
15t)	Carolina	13	10	23	16	6	22	= +1
19t)	Green Bay	7	8	15	4	11	15	= 0
19t)	Minnesota	12	8	20	10	10	20	= 0
21)	Tennessee	11	6	17	12	6	18	= -1
22)	Baltimore	12	5	17	9	11	20	= -3
23t)	Buffalo	16	11	27	23	9	32	= -5
23t)	Detroit	7	7	14	12	7	19	= -5
25)	**Philadelphia**	**10**	**7**	**17**	**11**	**12**	**23**	**= -6**
26)	Oakland	14	3	17	10	14	24	= -7
27)	New York Jets	13	7	20	19	11	30	= -10
28)	Pittsburgh	8	7	15	17	9	26	= -11
29t)	Jacksonville	11	6	17	13	16	29	= -12
29t)	Arizona	7	9	16	18	10	28	= -12
31)	Tampa Bay	9	8	17	26	9	35	= -18
32)	San Francisco	2	5	7	20	12	32	= -25
	Totals	**419**	**277**	**696**	**419**	**277**	**696**	**= 0**

WEEK 17 / THROUGH SUNDAY, DECEMBER 30, 2018

NFL / TEAM/OFFENSE INSIDE THE 20

Rank	Team	Poss	Pts	TD	TD%	FG	Score	Score%
1)	Pittsburgh	49	271	36	73.5	7	43	87.8
2)	Kansas City	71	404	51	71.8	17	68	95.8
3)	Cincinnati	45	250	32	71.1	10	42	93.3
4)	New Orleans	69	382	48	69.6	15	63	91.3
5)	Indianapolis	64	346	44	68.8	13	57	89.1
6t)	Chicago	54	290	36	66.7	13	49	90.7
6t)	Cleveland	48	251	32	66.7	11	43	89.6
8)	Seattle	55	293	36	65.5	14	50	90.9
9)	Arizona	28	147	18	64.3	7	25	89.3
10)	Los Angeles Chargers	53	277	34	64.2	14	48	90.6
11)	Atlanta	50	252	32	64.0	10	42	84.0
12)	Carolina	58	278	36	62.1	10	46	79.3
13)	Green Bay	47	244	29	61.7	14	43	91.5
14)	Tampa Bay	60	286	36	60.0	13	49	81.7
15)	New England	57	290	34	59.6	18	52	91.2
16)	Buffalo	37	192	22	59.5	13	35	94.6
17)	**Philadelphia**	**57**	**285**	**33**	**57.9**	**17**	**50**	**87.7**
18)	Los Angeles Rams	80	396	46	57.5	25	71	88.8
19)	Denver	44	209	25	56.8	12	37	84.1
20)	Baltimore	59	286	33	55.9	19	52	88.1
21)	Minnesota	50	232	27	54.0	15	42	84.0
22)	Oakland	43	196	23	53.5	12	35	81.4
23)	Tennessee	47	219	25	53.2	16	41	87.2
24)	Detroit	49	234	26	53.1	19	45	91.8
25)	Washington	40	191	21	52.5	15	36	90.0
26)	Miami	31	141	16	51.6	10	26	83.9
27t)	Houston	60	279	30	50.0	24	54	90.0
27t)	New York Giants	54	252	27	50.0	21	48	88.9
29)	Dallas	50	215	24	48.0	16	40	80.0
30)	New York Jets	45	185	20	44.4	16	36	80.0
31)	Jacksonville	34	138	15	44.1	12	27	79.4
32)	San Francisco	51	212	21	41.2	23	44	86.3

NFL / OPPONENTS/DEFENSE INSIDE THE 20

Rank	Team	Poss	Pts	TD	TD%	FG	Score	Score%
1)	**Philadelphia**	**56**	**238**	**25**	**44.6**	**23**	**48**	**85.7**
2)	Tennessee	47	191	21	44.7	15	36	76.6
3)	Minnesota	49	220	22	44.9	21	43	87.8
4)	Seattle	51	224	25	49.0	17	42	82.4
5t)	Chicago	40	176	20	50.0	13	33	82.5
5t)	Los Angeles Chargers	50	216	25	50.0	15	40	80.0
7)	Dallas	49	224	25	51.0	17	42	85.7
8)	Jacksonville	47	219	24	51.1	17	41	87.2
9)	Washington	52	232	27	51.9	15	42	80.8
10)	New York Jets	59	287	31	52.5	24	55	93.2
11)	Indianapolis	43	211	23	53.5	17	40	93.0
12)	New York Giants	58	290	33	56.9	19	52	89.7
13)	Detroit	47	223	27	57.4	13	40	85.1
14)	Los Angeles Rams	52	257	30	57.7	16	46	88.5
15)	Denver	43	207	25	58.1	12	37	86.0
16)	New England	46	225	27	58.7	12	39	84.8
17)	Pittsburgh	49	242	29	59.2	13	42	85.7
18)	Oakland	62	315	37	59.7	19	56	90.3
19)	Green Bay	56	275	34	60.7	13	47	83.9
20)	Miami	61	296	37	60.7	13	50	82.0
21)	Cleveland	54	266	33	61.1	12	45	83.3
22)	Arizona	53	284	33	62.3	18	51	96.2
23)	New Orleans	49	249	31	63.3	11	42	85.7
24)	Baltimore	41	213	26	63.4	12	38	92.7
25)	Cincinnati	61	327	39	63.9	18	57	93.4
26)	San Francisco	58	311	38	65.5	16	54	93.1
27)	Carolina	47	254	33	70.2	8	41	87.2
28)	Atlanta	54	289	38	70.4	10	48	88.9
29)	Houston	41	229	29	70.7	10	39	95.1
30)	Buffalo	48	268	34	70.8	12	46	95.8
31)	Kansas City	58	319	42	72.4	10	52	89.7
32)	Tampa Bay	58	346	45	77.6	10	55	94.8

WEEK 17 / THROUGH SUNDAY, DECEMBER 30, 2018

NFL / OFFENSE/TEAMS: FIRST DOWNS, THIRD DOWNS, FOURTH DOWNS

		FIRST DOWNS				THIRD DOWNS			FOURTH DOWNS		
Rank	**Team**	**Total**	**Rush**	**Pass**	**Pen**	**Made**	**Att**	**Pct**	**Made**	**Att**	**Pct**
1)	Los Angeles Rams	401	134	236	31	86	191	45.0	6	15	40.0
2)	Tampa Bay	388	80	265	43	86	187	46.0	9	13	69.2
3)	Kansas City	384	108	239	37	83	176	47.2	12	15	80.0
4)	Pittsburgh	378	88	251	39	88	198	44.4	9	14	64.3
5)	New Orleans	377	134	210	33	82	184	44.6	13	16	81.3
6)	Indianapolis	371	96	237	38	104	214	48.6	7	15	46.7
7)	Baltimore	367	153	184	30	104	231	45.0	13	22	59.1
8)	New England	365	131	206	28	82	201	40.8	7	14	50.0
9)	Carolina	356	117	212	27	77	185	41.6	9	19	47.4
10)	Atlanta	352	84	238	30	92	203	45.3	10	19	52.6
11)	**Philadelphia**	**346**	**94**	**221**	**31**	**84**	**205**	**41.0**	**14**	**23**	**60.9**
12)	San Francisco	344	98	201	45	73	193	37.8	5	10	50.0
13)	Los Angeles Chargers	338	100	213	25	70	177	39.5	7	8	87.5
14)	Houston	333	94	202	37	77	208	37.0	8	12	66.7
15)	Green Bay	332	98	208	26	75	204	36.8	10	20	50.0
16)	Chicago	331	108	177	46	82	200	41.0	9	15	60.0
17)	Seattle	329	133	156	40	81	208	38.9	11	14	78.6
18)	Detroit	325	91	201	33	75	208	36.1	11	18	61.1
19)	Dallas	322	113	184	25	89	215	41.4	12	21	57.1
20)	Denver	320	107	181	32	69	207	33.3	15	25	60.0
21)	Cleveland	314	93	189	32	73	208	35.1	9	21	42.9
22)	Minnesota	310	66	218	26	73	204	35.8	9	21	42.9
23)	Cincinnati	304	92	182	30	69	187	36.9	9	17	52.9
24)	Oakland	300	86	197	17	73	197	37.1	7	16	43.8
25)	New York Giants	297	71	208	18	76	206	36.9	12	20	60.0
26)	Tennessee	289	106	156	27	82	205	40.0	7	12	58.3
27)	Buffalo	283	108	137	38	68	215	31.6	7	18	38.9
28)	Washington	280	96	156	28	75	206	36.4	10	18	55.6
29)	Jacksonville	277	92	164	21	93	230	40.4	8	17	47.1
30)	New York Jets	258	84	157	17	69	214	32.2	11	22	50.0
31)	Miami	252	75	153	24	56	186	30.1	8	13	61.5
32)	Arizona	239	76	137	26	58	199	29.1	6	16	37.5
	Totals	**10462**	**3206**	**6276**	**980**	**2524**	**6452**	**39.1**	**300**	**539**	**55.7**

NFL / DEFENSE/OPPONENTS: FIRST DOWNS, THIRD DOWNS, FOURTH DOWNS

		FIRST DOWNS				THIRD DOWNS			FOURTH DOWNS		
Rank	**Team**	**Total**	**Rush**	**Pass**	**Pen**	**Made**	**Att**	**Pct**	**Made**	**Att**	**Pct**
1)	Chicago	278	67	186	25	75	219	34.2	16	28	57.1
2)	Baltimore	286	82	174	30	72	211	34.1	10	20	50.0
3)	Jacksonville	288	89	162	37	80	212	37.7	3	12	25.0
4)	Buffalo	293	111	157	25	74	203	36.5	6	11	54.5
5t)	Houston	298	76	200	22	91	227	40.1	12	20	60.0
5t)	Tennessee	298	98	182	18	75	205	36.6	11	20	55.0
7)	Minnesota	303	107	160	36	58	190	30.5	9	19	47.4
8)	**Philadelphia**	**308**	**71**	**215**	**22**	**71**	**201**	**35.3**	**11**	**19**	**57.9**
9)	Dallas	309	89	193	27	85	201	42.3	6	14	42.9
10)	Los Angeles Chargers	311	101	178	32	79	202	39.1	11	20	55.0
11t)	Indianapolis	315	87	203	25	82	200	41.0	7	15	46.7
11t)	Carolina	315	110	185	20	73	183	39.9	10	17	58.8
11t)	Detroit	315	88	191	36	69	186	37.1	9	17	52.9
14t)	Oakland	317	108	178	31	93	201	46.3	8	12	66.7
14t)	Pittsburgh	317	84	200	33	72	197	36.5	7	13	53.8
16)	Denver	318	85	197	36	82	211	38.9	6	11	54.5
17t)	New England	322	93	208	21	76	197	38.6	6	16	37.5
17t)	Los Angeles Rams	322	101	185	36	70	188	37.2	9	15	60.0
19)	Seattle	323	91	201	31	64	183	35.0	6	13	46.2
20)	Washington	330	109	197	24	86	196	43.9	5	13	38.5
21)	Green Bay	331	100	199	32	79	212	37.3	12	18	66.7
22)	New Orleans	333	72	224	37	78	189	41.3	14	29	48.3
23)	San Francisco	337	104	195	38	87	216	40.3	10	17	58.8
24)	New York Jets	343	104	201	38	72	213	33.8	9	14	64.3
25)	New York Giants	346	103	205	38	87	206	42.2	14	17	82.4
26)	Miami	350	116	195	39	84	196	42.9	6	15	40.0
27)	Tampa Bay	356	122	209	25	73	181	40.3	7	14	50.0
28)	Arizona	357	139	186	32	78	205	38.0	8	13	61.5
29)	Cincinnati	372	125	221	26	109	223	48.9	11	17	64.7
30)	Atlanta	375	115	226	34	95	195	48.7	10	13	76.9
31)	Cleveland	377	130	216	31	75	210	35.7	13	20	65.0
32)	Kansas City	419	129	247	43	80	193	41.5	18	27	66.7
	Totals	**10462**	**3206**	**6276**	**980**	**2524**	**6452**	**39.1**	**300**	**539**	**55.7**

WEEK 17 / THROUGH SUNDAY, DECEMBER 30, 2018

NFL / FIRST-DOWN PLAYS BY TEAMS

Rank	Team	Yds/Play	Plays	Yards
1)	Los Angeles Rams	6.82	513	3497
2)	Los Angeles Chargers	6.62	451	2985
3)	New Orleans	6.61	480	3174
4)	San Francisco	6.61	476	3145
5)	Atlanta	6.43	467	3001
6)	Kansas City	6.41	481	3082
7)	Tampa Bay	6.41	512	3280
8)	New England	6.27	496	3108
9)	Denver	6.25	454	2838
10)	Carolina	6.08	476	2895
11)	Indianapolis	6.05	487	2944
12)	Cleveland	5.98	465	2779
13)	Pittsburgh	5.97	497	2967
14)	Minnesota	5.91	454	2682
15)	Miami	5.86	389	2280
16)	**Philadelphia**	**5.75**	**469**	**2696**
17)	Tennessee	5.67	416	2359
18)	Green Bay	5.61	462	2594
19)	New York Giants	5.56	430	2391
20)	Cincinnati	5.52	424	2340
21)	Oakland	5.49	442	2426
22)	Baltimore	5.44	498	2711
23)	Seattle	5.36	448	2400
24)	Dallas	5.35	449	2400
25)	Chicago	5.27	454	2394
26)	Arizona	5.15	390	2008
27)	New York Jets	5.13	417	2141
28)	Houston	5.06	467	2365
29)	Buffalo	5.05	438	2210
30)	Detroit	4.79	450	2156
31)	Washington	4.79	417	1997
32)	Jacksonville	4.77	424	2023
	TOTAL	**5.77**	**14593**	**84268**

NFL / FIRST-DOWN PLAYS BY OPPONENTS

Rank	Team	Yds/Play	Plays	Yards
1)	Chicago	4.70	425	1996
2)	Baltimore	4.77	421	2008
3)	Dallas	4.86	432	2098
4)	Buffalo	4.97	432	2148
5)	Jacksonville	5.15	423	2180
6)	Indianapolis	5.31	447	2375
7)	Minnesota	5.34	450	2402
8)	Houston	5.45	440	2396
9)	Tennessee	5.53	434	2400
10)	New York Giants	5.55	470	2607
11)	Washington	5.60	457	2561
12)	Pittsburgh	5.67	449	2544
13)	Arizona	5.71	487	2780
14)	Oakland	5.75	428	2463
15)	Green Bay	5.80	450	2611
16)	Miami	5.80	474	2751
17)	Detroit	5.88	430	2528
18)	Los Angeles Chargers	5.89	441	2596
19)	Denver	5.90	456	2689
20)	Carolina	5.91	434	2567
21)	San Francisco	5.92	458	2710
22)	New Orleans	5.96	442	2633
23)	Cleveland	6.08	534	3248
24)	New England	6.11	462	2825
25)	New York Jets	6.14	491	3014
26)	Tampa Bay	6.24	479	2990
27)	Kansas City	6.30	530	3341
28)	Atlanta	6.33	487	3084
29)	Seattle	6.40	453	2900
30)	Cincinnati	6.41	490	3139
31)	**Philadelphia**	**6.41**	**443**	**2838**
32)	Los Angeles Rams	6.41	444	2846
	TOTAL	**5.77**	**14593**	**84268**

WEEK 17 / THROUGH SUNDAY, DECEMBER 30, 2018

NFL / KICKOFFS (Receiving Team)

Rank	Team	TotKO	AdjKO	TB	TB%	EZ	EZ%	OB	I20	Avg.Start
1)	New York Jets	97	93	47	50.5	58	59.8	1	11	28.1
2)	Tennessee	71	71	48	67.6	57	80.3	0	2	28.0
3)	Kansas City	87	81	44	54.3	56	64.4	2	7	26.7
4)	Cincinnati	96	91	52	57.1	63	65.6	1	6	26.7
5)	New England	76	72	46	63.9	61	80.3	0	8	26.3
6)	San Francisco	90	88	53	60.2	71	78.9	1	10	26.1
7)	Houston	73	70	51	72.9	59	80.8	0	0	25.9
8)	Oakland	97	96	67	69.8	72	74.2	1	5	25.8
9)	Jacksonville	78	77	52	67.5	60	76.9	0	6	25.5
10)	New Orleans	75	71	49	69.0	60	80.0	1	4	25.2
11)	Baltimore	66	66	34	51.5	44	66.7	0	8	25.2
12)	Seattle	79	77	48	62.3	59	74.7	1	11	25.2
13)	Minnesota	83	80	57	71.3	69	83.1	1	5	25.2
14)	Tampa Bay	91	90	59	65.6	70	76.9	1	5	25.2
15)	Buffalo	81	79	41	51.9	49	60.5	1	9	25.1
16)	New York Giants	91	85	44	51.8	67	73.6	0	10	25.0
17)	Indianapolis	78	78	61	78.2	64	82.1	0	3	24.9
18)	Miami	92	90	51	56.7	75	81.5	0	10	24.9
19)	Arizona	87	85	61	71.8	69	79.3	0	7	24.8
20)	Green Bay	86	83	54	65.1	62	72.1	1	6	24.8
21)	Atlanta	87	86	55	64.0	77	88.5	0	8	24.8
22)	Dallas	77	73	60	82.2	66	85.7	1	4	24.7
23)	Carolina	81	80	53	66.3	64	79.0	2	10	24.7
24)	Washington	77	75	47	62.7	54	70.1	0	7	24.7
25)	Detroit	77	73	55	75.3	64	83.1	0	5	24.7
26)	Los Angeles Rams	87	81	43	53.1	62	71.3	1	12	24.7
27)	**Philadelphia**	**82**	**82**	**49**	**59.8**	**62**	**75.6**	**0**	**11**	**24.6**
28)	Pittsburgh	81	80	48	60.0	56	69.1	0	10	24.2
29)	Denver	78	77	47	61.0	59	75.6	1	9	24.2
30)	Los Angeles Char	74	68	40	58.8	56	75.7	1	8	24.2
31)	Cleveland	91	90	46	51.1	62	68.1	0	12	23.8
32)	Chicago	68	62	39	62.9	47	69.1	0	11	23.4
	Totals	**2634**	**2550**	**1601**	**62.8**	**1974**	**77.4**	**18**	**240**	**25.3**

Note: Average opponent drive start DOES NOT include onside kicks or kickoffs at the end of a half unless either kickoff is returned for a touchdown. All other kickoffs (returned kickoffs, fair catches, touchback and kickoffs out of bounds) are included. Kickoffs resulting in the kicking team retaining possession are not included.

ADJ KO: Adjusted kickoffs are used to compute the Avg. Team Drive Start.

I20: The number of drives that start inside (not including) the 20 yd line.

WEEK 17 / THROUGH SUNDAY, DECEMBER 30, 2018

NFL / KICKOFFS (Kicking Team)

Rank	Team	TotKO	AdjKO	TB	TB%	EZ	EZ%	OB	I20	Avg.Start
1)	Detroit	79	73	37	50.7	52	65.8	0	15	23.8
2)	Houston	92	90	58	64.4	74	80.4	0	10	23.9
3)	Denver	73	68	42	61.8	54	74.0	1	11	24.3
4)	Arizona	56	55	28	50.9	37	66.1	1	5	24.3
5)	Jacksonville	64	61	41	67.2	46	71.9	0	6	24.4
6)	New Orleans	103	102	64	62.7	86	83.5	0	11	24.5
7)	Kansas City	111	108	72	66.7	86	77.5	3	14	24.6
8)	New York Giants	85	80	51	63.8	60	70.6	3	5	24.7
9)	Los Angeles Char	88	86	27	31.4	48	54.5	0	12	24.8
10)	Pittsburgh	85	84	50	59.5	61	71.8	0	9	24.8
11)	Tampa Bay	86	83	51	61.4	63	73.3	0	8	24.9
12)	Atlanta	89	85	51	60.0	64	71.9	0	6	25.0
13)	Cincinnati	79	78	45	57.7	61	77.2	1	8	25.0
14)	**Philadelphia**	**82**	**81**	**57**	**70.4**	**64**	**78.0**	**0**	**6**	**25.1**
15)	Indianapolis	88	84	59	70.2	68	77.3	0	9	25.1
16)	Washington	70	69	56	81.2	62	88.6	0	2	25.1
17)	Minnesota	79	72	44	61.1	53	67.1	2	7	25.2
18)	Cleveland	79	77	52	67.5	62	78.5	1	6	25.2
19)	New York Jets	83	81	60	74.1	69	83.1	0	4	25.2
20)	Oakland	71	68	29	42.6	43	60.6	1	11	25.3
21)	Los Angeles Rams	107	106	77	72.6	85	79.4	1	6	25.3
22)	Carolina	78	76	60	78.9	68	87.2	0	3	25.5
23)	Miami	70	69	55	79.7	58	82.9	1	4	25.5
24)	San Francisco	81	78	52	66.7	62	76.5	0	7	25.6
25)	Baltimore	92	89	58	65.2	73	79.3	1	6	25.7
26)	Chicago	89	87	65	74.7	74	83.1	1	6	25.8
27)	Dallas	77	77	52	67.5	65	84.4	0	3	26.2
28)	Buffalo	66	62	30	48.4	41	62.1	0	9	26.2
29)	Seattle	83	79	42	53.2	57	68.7	1	11	26.4
30)	Green Bay	84	79	41	51.9	60	71.4	0	8	26.6
31)	Tennessee	72	70	45	64.3	54	75.0	0	5	26.7
32)	New England	93	93	50	53.8	64	68.8	0	7	27.1
	Totals	**2634**	**2550**	**1601**	**62.8**	**1974**	**77.4**	**18**	**240**	**25.3**

Note: Average team drive start DOES NOT include onside kicks or kickoffs at the end of a half unless either kickoff is returned for a touchdown. All other kickoffs (returned kickoffs, fair catches, touchback and kickoffs out of bounds) are included. Kickoffs resulting in the kicking team retaining possession are not included.

ADJ KO: Adjusted kickoffs are used to compute the Avg. Team Drive Start.

I20: The number of drives that start inside (not including) the 20 yd line.

WEEK 17 / THROUGH SUNDAY, DECEMBER 30, 2018

NFL / SINGLE-GAME HIGHS / PLAYERS

Most Points-- 24, Myers, NY-J vs. Ind., 10/14, (0 td, 7 fg, 3 xp, 0 2pt)
Most Points-- 24, Henry, Tenn. vs. Jax , 12/6, (4 td, 0 fg, 0 xp, 0 2pt)
Passing Yards-- 478, Mahomes, K.C. at LA-R, 11/19, (33-46, 478, 6 td, 3 int)
Longest Pass-- 97, Roethlisberger, Pitt. at Denv., 11/25, (to Smith-Schuster, JuJu, td)
Passing Touchdowns-- 6, (3 times in Non-Overtime Games)
Rushing Yards-- 238, Henry, Tenn. vs. Jax , 12/6, (17-238, 4 td)
Rushing Attempts-- 33, Henry, Tenn. at NY-G, 12/16, (33-170, 2 td)
Longest Rush-- 99, Henry, Tenn. vs. Jax , 12/6, td
Receptions-- 16, Thomas, N.O. vs. T.B., 9/9, (16-180, 1 td)
Receiving Yards-- 217, Cooper, Dal. vs. Phil., 12/9 (OT), (10-217, 3 td)
Receiving Yards-- 215, Hill, K.C. at LA-R, 11/19, (10-215, 2 td)
Kickoff Return Yards-- 207, Tr. Smith, K.C. at LA-R, 11/19, (7-207, 0 td)
Kickoff Returns-- 7, Ogunbowale, T.B. at NY-G, 11/18, (7-137, 0 td)
Kickoff Returns-- 7, Tr. Smith, K.C. at LA-R, 11/19, (7-207, 0 td)
Longest Kickoff Return-- 102, Grant, Miami vs. Tenn., 9/9, td
Punt Return Yards-- 137, A. Roberts, NY-J at Det., 9/10, (3-137, 0 fc, 1 td)
Punt Returns-- 6, (3 times in Non-Overtime Games)
Longest Punt Return-- 99, D. Harris, Oak. vs. Denv., 12/24, td
Interceptions-- 3, Adams, T.B. vs. Car., 12/2, (3-21, 0 td)
Longest Interception Return-- 104, Maye, NY-J vs. Denv., 10/7
Sacks-- 4.0, Donald, LA-R at S.F., 10/21
Scrimmage Yards-- 240, Elliott, Dal. vs. Det., 9/30, (Rush 25-152, Rec 4-88)
Longest Punt-- 79, Colquitt, Clev. at T.B., 10/21 (OT)
Longest Punt-- 72, Cooke, Jax vs. Wash., 12/16
Punts-- 12, Colquitt, Clev. vs. Pitt., 9/9 (OT), (12-522, 43.5)
Punts-- 9, (4 times in Non-Overtime Games)
Field Goals Made-- 7, Myers, NY-J vs. Ind., 10/14, (7-7, 48 lg)
Longest Field Goal-- 63, Gano, Car. vs. NY-G, 10/7

WEEK 17 / THROUGH SUNDAY, DECEMBER 30, 2018

300-Yard Passing Games

478, Mahomes, KC at LAR 11/19 (33-46, 6 TD)
471, Foles, PHI vs. HOU 12/23 (35-49, 4 TD)
465, Goff, LAR vs. MIN 09/27 (26-33, 5 TD)
464, Luck, IND vs. HOU 09/30 (ot) (40-62, 4 TD)
462, Roethlisberger, PIT at DEN 11/25 (41-56, 1 TD)
455, Prescott, DAL vs. PHI 12/09 (ot) (42-54, 3 TD)
452, Roethlisberger, PIT vs. KC 09/16 (39-60, 3 TD)
442, Rodgers, GB at NYJ 12/23 (ot) (37-55, 2 TD)
442, Rodgers, GB at DET 10/07 (32-52, 3 TD)
439, Brees, NO vs. TB 09/09 (37-45, 3 TD)
437, Carr, OAK vs. CLE 09/30 (ot) (35-58, 4 TD)
430, Bortles, JAX at KC 10/07 (33-61, 1 TD)
425, Cousins, MIN at GB 09/16 (ot) (35-48, 4 TD)
425, Rodgers, GB vs. SF 10/15 (25-46, 2 TD)
424, Rivers, LAC vs. KC 09/09 (34-51, 3 TD)
422, Cousins, MIN at LAR 09/27 (36-50, 3 TD)
419, Ryan, ATL vs. CIN 09/30 (29-39, 3 TD)
417, Fitzpatrick, TB at NO 09/09 (21-28, 4 TD)
414, Mullens, SF at SEA 12/02 (30-48, 2 TD)
413, Goff, LAR vs. KC 11/19 (31-49, 4 TD)
411, Fitzpatrick, TB vs. PIT 09/24 (30-50, 3 TD)
406, Fitzpatrick, TB vs. WAS 11/11 (29-41, 0 TD)
402, Fitzpatrick, TB vs. PHI 09/16 (27-33, 4 TD)
401, Rivers, LAC vs. DEN 11/18 (28-43, 2 TD)
399, Manning, NYG at ATL 10/22 (27-38, 1 TD)
399, Luck, IND at HOU 12/09 (27-41, 2 TD)
397, Mayfield, CLE at HOU 12/02 (29-43, 1 TD)
396, Brees, NO at ATL 09/23 (ot) (39-49, 3 TD)
395, Winston, TB at ATL 10/14 (30-41, 4 TD)
391, Goff, LAR at NO 11/04 (28-40, 3 TD)
388, Bortles, JAX vs. NYJ 09/30 (29-38, 2 TD)
387, Prescott, DAL at NYG 12/30 (27-44, 4 TD)
385, Watson, HOU vs. NYG 09/23 (24-40, 2 TD)
380, Osweiler, MIA vs. CHI 10/14 (ot) (28-44, 3 TD)
380, Roethlisberger, PIT at NO 12/23 (33-50, 3 TD)
379, Ryan, ATL vs. NYG 10/22 (31-39, 1 TD)
378, Ryan, ATL at TB 12/30 (31-44, 2 TD)
377, Keenum, DEN at NYJ 10/07 (35-51, 2 TD)
377, Ryan, ATL at NO 11/22 (35-47, 2 TD)
377, Mahomes, KC vs. BAL 12/09 (ot) (35-53, 2 TD)
376, Flacco, BAL at CIN 09/13 (32-55, 2 TD)
376, Mayfield, CLE at BAL 12/30 (23-42, 3 TD)
376, Bortles, JAX vs. NE 09/16 (29-45, 4 TD)
375, Watson, HOU vs. DAL 10/07 (ot) (33-44, 1 TD)
375, Watson, HOU at IND 09/30 (ot) (29-42, 2 TD)
375, Mahomes, KC at CLE 11/04 (23-32, 3 TD)
374, Ryan, ATL vs. NO 09/23 (ot) (26-35, 5 TD)
369, Roethlisberger, PIT at CIN 10/14 (32-46, 1 TD)
365, Winston, TB vs. CLE 10/21 (ot) (32-52, 0 TD)
365, Luck, IND at NE 10/04 (38-59, 3 TD)
363, Flacco, BAL at PIT 09/30 (28-42, 2 TD)
363, Brees, NO vs. PHI 11/18 (22-30, 4 TD)
363, Brees, NO vs. WAS 10/08 (26-29, 3 TD)
360, Wentz, PHI vs. DAL 11/11 (32-44, 2 TD)
359, Cousins, MIN vs. NO 10/28 (31-41, 2 TD)
358, Mahomes, KC vs. CIN 10/21 (28-39, 4 TD)
358, Brady, NE at MIA 12/09 (27-43, 3 TD)
357, Newton, CAR at DET 11/18 (25-37, 3 TD)
357, Luck, IND vs. NYG 12/23 (31-47, 2 TD)
355, Ryan, ATL vs. TB 10/14 (31-41, 3 TD)
355, Trubisky, CHI vs. DET 11/11 (23-30, 3 TD)
354, Goff, LAR vs. ARI 09/16 (24-32, 1 TD)
354, Goff, LAR vs. LAC 09/23 (29-36, 3 TD)
354, Trubisky, CHI vs. TB 09/30 (19-26, 6 TD)
353, Roethlisberger, PIT at TB 09/24 (30-38, 3 TD)
352, Dalton, CIN at CAR 09/23 (29-46, 2 TD)
352, Mahomes, KC at NE 10/14 (23-36, 4 TD)
350, Ryan, ATL at WAS 11/04 (26-38, 4 TD)
349, Beathard, SF vs. ARI 10/07 (34-54, 2 TD)
348, Wentz, PHI at TEN 09/30 (ot) (33-50, 2 TD)
347, Stafford, DET at SF 09/16 (34-53, 3 TD)
346, Brees, NO vs. LAR 11/04 (25-36, 4 TD)
345, Winston, TB vs. ATL 12/30 (22-35, 4 TD)
345, Carr, OAK at MIA 09/23 (27-39, 1 TD)
344, Mariota, TEN vs. PHI 09/30 (ot) (30-43, 2 TD)
343, Luck, IND vs. MIA 11/25 (30-37, 3 TD)
342, Cousins, MIN vs. GB 11/25 (29-38, 3 TD)
342, Mayfield, CLE vs. BAL 10/07 (ot) (25-43, 1 TD)
341, Darnold, NYJ vs. GB 12/23 (ot) (24-35, 3 TD)
341, Brady, NE vs. IND 10/04 (34-44, 3 TD)
340, Brady, NE vs. KC 10/14 (24-35, 1 TD)
339, Rivers, LAC vs. OAK 10/07 (22-27, 2 TD)
339, Wilson, SEA at CAR 11/25 (22-31, 2 TD)
339, Goff, LAR vs. PHI 12/16 (35-53, 0 TD)
339, Watson, HOU at PHI 12/23 (29-40, 2 TD)
337, Dalton, CIN at ATL 09/30 (29-41, 3 TD)
336, Winston, TB at DAL 12/23 (34-48, 1 TD)
335, Newton, CAR at ATL 09/16 (32-45, 3 TD)
335, Roethlisberger, PIT at CLE 09/09(ot)(23-41, 1 TD)
334, Darnold, NYJ vs. MIA 09/16 (25-41, 1 TD)
334, Foles, PHI at TB 09/16 (35-48, 1 TD)
333, Trubisky, CHI vs. NE 10/21 (26-50, 2 TD)
332, Rodgers, GB at SEA 11/15 (21-30, 2 TD)
332, Mullens, SF vs. DEN 12/09 (20-33, 2 TD)
330, Ryan, ATL at CLE 11/11 (38-52, 2 TD)
329, Keenum, DEN vs. SEA 09/09 (25-39, 3 TD)
328, Roethlisberger, PIT vs. CAR 11/08 (22-25, 5 TD)
326, Mahomes, KC at PIT 09/16 (23-28, 6 TD)
326, Brees, NO vs. PIT 12/23 (27-39, 1 TD)
326, Manning, NYG at CAR 10/07 (22-36, 2 TD)
324, Brady, NE at BUF 10/29 (29-45, 0 TD)
322, Keenum, DEN vs. LAR 10/14 (25-41, 2 TD)
322, Carr, OAK vs. PIT 12/09 (25-34, 2 TD)
321, Goff, LAR at SEA 10/07 (23-32, 1 TD)
320, Bortles, JAX at IND 11/11 (26-38, 2 TD)
319, Luck, IND vs. CIN 09/09 (39-53, 2 TD)
318, Goff, LAR vs. SEA 11/11 (28-39, 2 TD)
316, Manning, NYG vs. WAS 10/28 (30-47, 1 TD)
316, Trubisky, CHI at MIA 10/14 (ot) (22-31, 3 TD)
314, Roethlisberger, PIT at JAX 11/18 (27-47, 2 TD)
314, Mahomes, KC vs. SF 09/23 (24-38, 3 TD)
313, Rivers, LAC at KC 12/13 (26-38, 2 TD)
313, Mahomes, KC vs. JAX 10/07 (22-38, 0 TD)
312, Winston, TB vs. SF 11/25 (29-38, 2 TD)
311, Wentz, PHI vs. MIN 10/07 (24-35, 2 TD)
311, Brady, NE vs. MIN 12/02 (24-32, 1 TD)
310, Watson, HOU at TEN 09/16 (22-32, 2 TD)
310, Stafford, DET vs. SEA 10/28 (27-40, 2 TD)
310, Wentz, PHI vs. CAR 10/21 (30-37, 2 TD)
309, Manning, NYG at IND 12/23 (25-33, 1 TD)
307, Stafford, DET at DAL 09/30 (24-30, 2 TD)
306, A. Smith, WAS vs. ATL 11/04 (30-46, 1 TD)
306, Rivers, LAC vs. TEN 10/21 (19-26, 2 TD)
306, Wentz, PHI vs. WAS 12/03 (27-39, 2 TD)
304, Mahomes, KC at DEN 10/01 (28-45, 1 TD)
303, Carr, OAK vs. LAR 09/10 (29-40, 0 TD)
303, Mahomes, KC vs. DEN 10/28 (24-34, 4 TD)
303, Mariota, TEN at HOU 11/26 (22-23, 2 TD)
301, Cousins, MIN at PHI 10/07 (30-37, 1 TD)
301, Luck, IND at NYJ 10/14 (23-43, 4 TD)
301, Manning, NYG vs. DAL 12/30 (24-41, 2 TD)
300, Newton, CAR at TB 12/02 (28-41, 2 TD)

WEEK 17 / THROUGH SUNDAY, DECEMBER 30, 2018

100-Yard Receiving Games

217, Cooper, DAL vs. PHI 12/09 (ot) (10 rec., 3 TD)
215, Hill, KC at LAR 11/19 (10 rec., 2 TD)
211, Thomas, NO vs. LAR 11/04 (12 rec., 1 TD)
210, Kittle, SF vs. DEN 12/09 (7 rec., 1 TD)
199, Hilton, IND at HOU 12/09 (9 rec., 0 TD)
189, Smith-Schuster, PIT at DEN 11/25 (13 rec., 1 TD)
185, Brown, PIT at NO 12/23 (14 rec., 2 TD)
180, Cook, OAK vs. LAR 09/10 (9 rec., 0 TD)
180, Thomas, NO vs. TB 09/09 (16 rec., 1 TD)
180, Cooper, DAL vs. WAS 11/22 (8 rec., 2 TD)
179, M. Evans, TB at CIN 10/28 (6 rec., 1 TD)
173, J. Jones, ATL vs. CIN 09/30 (9 rec., 0 TD)
173, J. Nelson, OAK at MIA 09/23 (6 rec., 1 TD)
170, Hopkins, HOU at NYJ 12/15 (10 rec., 2 TD)
169, Hill, KC at LAC 09/09 (7 rec., 2 TD)
169, J. Jones, ATL at PHI 09/06 (10 rec., 0 TD)
169, Hopkins, HOU at IND 09/30 (ot) (10 rec., 1 TD)
168, Kelce, KC at OAK 12/02 (12 rec., 2 TD)
167, S. Shepard, NYG at ATL 10/22 (5 rec., 0 TD)
166, D. Adams, GB at SEA 11/15 (10 rec., 0 TD)
162, Kupp, LAR vs. MIN 09/27 (9 rec., 2 TD)
161, C. Davis, TEN vs. PHI 09/30 (ot) (9 rec., 1 TD)
160, Jeffery, PHI at LAR 12/16 (8 rec., 0 TD)
159, Cooks, LAR vs. ARI 09/16 (7 rec., 0 TD)
157, Smith, NO vs. PHI 11/18 (10 rec., 1 TD)
157, Moore, CAR at DET 11/18 (7 rec., 1 TD)
156, Cohen, CHI at NYG 12/02 (ot) (12 rec., 0 TD)
155, Wilson, MIA vs. CHI 10/14 (ot) (6 rec., 2 TD)
155, Hilton, IND vs. TEN 11/18 (9 rec., 2 TD)
154, Brown, PIT vs. LAC 12/02 (10 rec., 1 TD)
151, Hopkins, HOU vs. DAL 10/07 (ot) (9 rec., 0 TD)
149, Kittle, SF at LAR 12/30 (9 rec., 1 TD)
148, Allen, LAC at PIT 12/02 (14 rec., 1 TD)
147, J. Jones, ATL at NO 11/22 (11 rec., 0 TD)
147, Hopkins, HOU vs. JAX 12/30 (12 rec., 0 TD)
147, M. Evans, TB at NO 09/09 (7 rec., 1 TD)
146, Jackson, TB at NO 09/09 (5 rec., 2 TD)
146, Golladay, DET at BUF 12/16 (7 rec., 0 TD)
146, Ridley, ATL vs. NO 09/23 (ot) (7 rec., 3 TD)
145, Ertz, PHI vs. DAL 11/11 (14 rec., 2 TD)
144, J. Jones, ATL vs. TB 10/14 (10 rec., 0 TD)
143, Beckham, NYG at ATL 10/22 (8 rec., 1 TD)
142, Cobb, GB vs. CHI 09/09 (9 rec., 1 TD)
142, Hill, KC at NE 10/14 (7 rec., 3 TD)
140, D. Adams, GB at DET 10/07 (9 rec., 1 TD)
140, R. Anderson, NYJ vs. GB 12/23 (ot) (9 rec., 1 TD)
139, Hill, KC vs. BAL 12/09 (ot) (8 rec., 0 TD)
138, Ertz, PHI vs. CAR 10/21 (9 rec., 0 TD)
138, J. Jones, ATL at TB 12/30 (9 rec., 1 TD)
138, Hilton, IND vs. NYG 12/23 (7 rec., 0 TD)
138, James, PIT vs. KC 09/16 (5 rec., 1 TD)
138, Boyd, CIN vs. TB 10/28 (9 rec., 1 TD)
137, M. Evans, TB vs. PIT 09/24 (6 rec., 1 TD)
136, Beckham, NYG vs. WAS 10/28 (8 rec., 0 TD)
135, Stills, MIA vs. NE 12/09 (8 rec., 1 TD)
135, Thielen, MIN at LAR 09/27 (8 rec., 1 TD)
135, Sanders, DEN vs. SEA 09/09 (10 rec., 1 TD)
134, Parker, MIA at HOU 10/25 (6 rec., 0 TD)
134, J. Brown, BAL vs. NO 10/21 (7 rec., 1 TD)
133, D. Adams, GB at LAR 10/28 (5 rec., 0 TD)
133, Robinson, CHI vs. DET 11/11 (6 rec., 2 TD)
132, Tate, DET at DAL 09/30 (8 rec., 2 TD)
132, Boyd, CIN at CAR 09/23 (6 rec., 1 TD)
132, D. Adams, GB vs. SF 10/15 (10 rec., 2 TD)
131, Beckham, NYG at CAR 10/07 (8 rec., 1 TD)
131, Thielen, MIN at GB 09/16 (ot) (12 rec., 1 TD)
130, Smith-Schuster, PIT at OAK 12/09 (8 rec., 2 TD)
130, Gordon, NE vs. GB 11/04 (5 rec., 1 TD)
130, Westbrook, JAX vs. NYJ 09/30 (9 rec., 0 TD)
129, Thomas, NO at ATL 09/23 (ot) (10 rec., 0 TD)
129, Jackson, TB vs. PHI 09/16 (4 rec., 1 TD)
129, Pettis, SF at SEA 12/02 (5 rec., 2 TD)
128, Diggs, MIN at GB 09/16 (ot) (9 rec., 2 TD)
128, Cooper, OAK vs. CLE 09/30 (ot) (8 rec., 1 TD)
127, Kelce, KC at LAR 11/19 (10 rec., 1 TD)
126, Diggs, MIN at CHI 11/18 (13 rec., 1 TD)
126, T. Burton, CHI vs. NE 10/21 (9 rec., 1 TD)
126, Goodwin, SF at GB 10/15 (4 rec., 2 TD)
126, Baldwin, SEA vs. KC 12/23 (7 rec., 1 TD)
125, Kittle, SF at LAC 09/30 (6 rec., 1 TD)
125, Hilton, IND vs. MIA 11/25 (7 rec., 0 TD)
125, Thielen, MIN vs. GB 11/25 (8 rec., 1 TD)
125, C. Davis, TEN vs. NE 11/11 (7 rec., 1 TD)
124, W. Fuller, HOU vs. MIA 10/25 (5 rec., 1 TD)
124, Harris, WAS vs. ATL 11/04 (10 rec., 0 TD)
124, Kamara, NO at ATL 09/23 (ot) (15 rec., 0 TD)
124, Allen, LAC at SEA 11/04 (6 rec., 0 TD)
123, R. Anderson, NYJ vs. DEN 10/07 (3 rec., 2 TD)
123, Diggs, MIN at LAR 09/27 (11 rec., 0 TD)
123, Gronkowski, NE vs. HOU 09/09 (7 rec., 1 TD)
123, Thielen, MIN vs. ARI 10/14 (11 rec., 1 TD)
122, A. Miller, CHI vs. DET 11/11 (5 rec., 1 TD)
122, Rudolph, MIN at DET 12/23 (9 rec., 2 TD)
121, Smith-Schuster, PIT vs. KC 09/16 (13 rec., 1 TD)
121, Cohen, CHI vs. TB 09/30 (7 rec., 1 TD)
121, J. Jones, ATL at WAS 11/04 (7 rec., 1 TD)
121, M. Evans, TB at BAL 12/16 (4 rec., 0 TD)
120, M. Evans, TB at NYG 11/18 (6 rec., 1 TD)
119, Jarwin, DAL at NYG 12/30 (7 rec., 3 TD)
119, Diggs, MIN vs. NO 10/28 (10 rec., 1 TD)
119, Smith-Schuster, PIT at CLE 09/09(ot)(5 rec. 0 TD)
119, D. Adams, GB at CHI 12/16 (8 rec., 0 TD)
118, Ty. Williams, LAC vs. TEN 10/21 (4 rec., 1 TD)
118, Ty. Williams, LAC at CLE 10/14 (3 rec., 2 TD)
118, J. Jones, ATL vs. DAL 11/18 (6 rec., 1 TD)
117, Hill, KC vs. ARI 11/11 (7 rec., 2 TD)
117, Green, CIN at KC 10/21 (7 rec., 0 TD)
117, Brown, PIT at JAX 11/18 (5 rec., 1 TD)
117, M. Jones, DET vs. SEA 10/28 (7 rec., 2 TD)
116, Thielen, MIN at PHI 10/07 (7 rec., 1 TD)
116, Smith-Schuster, PIT at TB 09/24 (9 rec., 0 TD)
116, Cook, OAK vs. PIT 12/09 (7 rec., 0 TD)
116, Agholor, PHI vs. HOU 12/23 (5 rec., 1 TD)
116, J. Brown, BAL at PIT 09/30 (3 rec., 1 TD)
116, Cooks, LAR vs. MIN 09/27 (7 rec., 1 TD)
116, Cooper, OAK at DEN 09/16 (10 rec., 0 TD)
116, Cole, JAX vs. NE 09/16 (7 rec., 1 TD)
116, M. Evans, TB vs. SF 11/25 (6 rec., 0 TD)
115, Hilton, IND vs. HOU 09/30 (ot) (4 rec., 0 TD)
115, Sanders, DEN vs. LAR 10/14 (7 rec., 1 TD)
115, Smith-Schuster, PIT at NO 12/23 (11 rec., 0 TD)
114, Godwin, TB vs. ATL 12/30 (6 rec., 2 TD)
114, Kelce, KC vs. SF 09/23 (8 rec., 0 TD)
114, Golladay, DET vs. NYJ 09/10 (7 rec., 0 TD)
114, Cooks, LAR at NO 11/04 (6 rec., 1 TD)
113, W. Fuller, HOU at TEN 09/16 (8 rec., 1 TD)
113, Golladay, DET vs. CAR 11/18 (8 rec., 1 TD)
113, S. Shepard, NYG at IND 12/23 (6 rec., 0 TD)
112, Kamara, NO vs. TB 09/09 (9 rec., 1 TD)
112, Jackson, TB at CHI 09/30 (5 rec., 0 TD)
112, Green, CIN vs. MIA 10/07 (6 rec., 0 TD)
112, Ertz, PHI at TEN 09/30 (ot) (10 rec., 0 TD)
112, McCaffrey, CAR vs. SEA 11/25 (11 rec., 1 TD)
112, McDonald, PIT at TB 09/24 (4 rec., 1 TD)
111, Smith-Schuster, PIT at CIN 10/14 (7 rec., 0 TD)
111, Sanu, ATL vs. CIN 09/30 (6 rec., 0 TD)
111, Beckham, NYG vs. JAX 09/09 (11 rec., 0 TD)
111, Smith, NO vs. WAS 10/08 (3 rec., 2 TD)
110, Hopkins, HOU at TEN 09/16 (6 rec., 1 TD)
110, Gabriel, CHI at MIA 10/14 (ot) (5 rec., 0 TD)
110, Cook, OAK vs. CLE 09/30 (ot) (8 rec., 2 TD)
110, Thielen, MIN at NYJ 10/21 (9 rec., 1 TD)
110, Ertz, PHI vs. MIN 10/07 (10 rec., 1 TD)
110, Ertz, PHI vs. HOU 12/23 (12 rec., 2 TD)
109, Kelce, KC at PIT 09/16 (7 rec., 2 TD)
109, Woods, LAR at DEN 10/14 (7 rec., 0 TD)
109, Beckham, NYG at HOU 09/23 (9 rec., 0 TD)
109, Coutee, HOU at IND 09/30 (ot) (11 rec., 0 TD)
109, Thomas, NO vs. PIT 12/23 (11 rec., 1 TD)
109, Tate, DET at SF 09/16 (7 rec., 0 TD)
109, Moncrief, JAX vs. NYJ 09/30 (5 rec., 1 TD)
108, Allen, LAC vs. KC 09/09 (8 rec., 1 TD)
108, Foster, BUF vs. DET 12/16 (4 rec., 1 TD)
108, Kittle, SF vs. OAK 11/01 (4 rec., 1 TD)
107, Watkins, KC vs. DEN 10/28 (8 rec., 2 TD)
107, Gronkowski, NE at MIA 12/09 (8 rec., 1 TD)
107, Lockett, SEA at CAR 11/25 (5 rec., 1 TD)

107, Cooks, LAR vs. KC 11/19 (8 rec., 0 TD)
107, M. Evans, TB vs. CLE 10/21 (ot) (7 rec., 0 TD)
107, J. Jones, ATL at CLE 11/11 (7 rec., 1 TD)
106, M. Evans, TB vs. ATL 12/30 (6 rec., 2 TD)
106, J. Jones, ATL at GB 12/09 (8 rec., 2 TD)
106, Stills, MIA vs. TEN 09/09 (4 rec., 2 TD)
106, Landry, CLE vs. PIT 09/09 (ot) (7 rec., 0 TD)
105, Brown, PIT at CIN 10/14 (5 rec., 1 TD)
105, Hunt, KC at NE 10/14 (5 rec., 1 TD)
105, Foster, BUF at NYJ 11/11 (3 rec., 0 TD)
105, Dissly, SEA at DEN 09/09 (3 rec., 1 TD)
105, Jeffery, PHI at TEN 09/30 (ot) (8 rec., 1 TD)
105, Hopkins, HOU at DEN 11/04 (10 rec., 1 TD)
105, De. Thomas, DEN at NYJ 10/07 (5 rec., 1 TD)
105, Thielen, MIN vs. BUF 09/23 (14 rec., 0 TD)
105, Ebron, IND at NE 10/04 (9 rec., 2 TD)
104, Taylor, TEN vs. NYJ 12/02 (3 rec., 0 TD)
104, Foster, BUF vs. NYJ 12/09 (7 rec., 0 TD)
104, Woods, LAR vs. LAC 09/23 (10 rec., 2 TD)
104, Edelman, NE at BUF 10/29 (9 rec., 0 TD)
104, Smith-Schuster, PIT at JAX 11/18 (8 rec., 0 TD)
104, Hopkins, HOU at PHI 12/23 (9 rec., 0 TD)
104, Gabriel, CHI vs. TB 09/30 (7 rec., 2 TD)
104, Graham, GB vs. SF 10/15 (5 rec., 0 TD)
104, J. Jones, ATL vs. NYG 10/22 (9 rec., 0 TD)
104, Edelman, NE at TEN 11/11 (9 rec., 0 TD)
103, Moore, SEA at CAR 11/25 (4 rec., 1 TD)
103, Landry, CLE vs. NYJ 09/20 (8 rec., 0 TD)
103, Godwin, TB vs. WAS 11/11 (7 rec., 0 TD)
103, Thielen, MIN vs. NO 10/28 (7 rec., 1 TD)
103, Landry, CLE at HOU 12/02 (6 rec., 0 TD)
103, Valdes-Scantling, GB vs. SF 10/15 (3 rec., 0 TD)
103, Powell, DET at GB 12/30 (6 rec., 0 TD)
102, Gordon, LAC vs. KC 09/09 (9 rec., 0 TD)
102, Landry, CLE at BAL 12/30 (5 rec., 1 TD)
102, McCaffrey, CAR at ATL 09/16 (14 rec., 0 TD)
102, Fitzgerald, ARI vs. SF 10/28 (8 rec., 1 TD)
102, Thielen, MIN vs. SF 09/09 (6 rec., 0 TD)
102, Sanders, DEN at ARI 10/18 (6 rec., 1 TD)
102, Rodgers, TB vs. WAS 11/11 (8 rec., 0 TD)
101, Hill, KC vs. OAK 12/30 (5 rec., 1 TD)
101, Godwin, TB vs. CAR 12/02 (5 rec., 1 TD)
101, Brown, PIT vs. ATL 10/07 (6 rec., 2 TD)
101, Beasley, DAL vs. JAX 10/14 (9 rec., 2 TD)
101, Valdes-Scantling, GB at NE 11/04 (3 rec., 0 TD)
101, Sharpe, TEN at LAC 10/21 (7 rec., 0 TD)
101, W. Fuller, HOU vs. NYG 09/23 (5 rec., 1 TD)
101, Woods, LAR vs. MIN 09/27 (5 rec., 1 TD)
100, Watkins, KC at PIT 09/16 (6 rec., 0 TD)
100, Boyd, CIN at ATL 09/30 (11 rec., 0 TD)
100, Gordon, NE at CHI 10/21 (4 rec., 0 TD)
100, Kelce, KC vs. JAX 10/07 (5 rec., 0 TD)
100, Cook, OAK vs. KC 12/02 (7 rec., 1 TD)
100, Cooks, LAR vs. SEA 11/11 (10 rec., 0 TD)

WEEK 17 / THROUGH SUNDAY, DECEMBER 30, 2018

100-Yard Rushing Games

238, Henry, TEN vs. JAX 12/06 (17 att., 4 TD)
219, Crowell, NYJ vs. DEN 10/07 (15 att., 1 TD)
208, Gurley, LAR at DEN 10/14 (28 att., 2 TD)
184, McCaffrey, CAR vs. CIN 09/23 (28 att., 0 TD)
176, Chubb, CLE vs. ATL 11/11 (20 att., 1 TD)
170, Henry, TEN at NYG 12/16 (33 att., 2 TD)
170, Barkley, NYG at WAS 12/09 (14 att., 1 TD)
167, Anderson, LAR at ARI 12/23 (20 att., 1 TD)
162, Miller, HOU vs. TEN 11/26 (12 att., 1 TD)
158, Johnson, DET at MIA 10/21 (19 att., 0 TD)
157, Lindsay, DEN at CIN 12/02 (19 att., 2 TD)
155, Murray, MIN vs. ARI 10/14 (24 att., 1 TD)
152, Elliott, DAL vs. DET 09/30 (25 att., 0 TD)
151, Elliott, DAL at PHI 11/11 (19 att., 1 TD)
149, Peterson, WAS at NYG 10/28 (26 att., 1 TD)
146, Conner, PIT vs. CLE 10/28 (24 att., 2 TD)
145, A. Jones, GB vs. MIA 11/11 (15 att., 2 TD)
145, Coleman, ATL vs. ARI 12/16 (11 att., 1 TD)
142, Barkley, NYG vs. TB 11/18 (27 att., 2 TD)
142, Samuels, PIT vs. NE 12/16 (19 att., 0 TD)
139, Mack, IND vs. DAL 12/16 (27 att., 2 TD)
138, Breida, SF vs. DET 09/16 (11 att., 1 TD)
137, Da. Johnson, ARI vs. OAK 11/18 (25 att., 0 TD)
136, Cook, MIN vs. MIA 12/16 (19 att., 2 TD)
135, Allen, BUF at MIA 12/02 (9 att., 0 TD)
135, Conner, PIT at CLE 09/09 (ot) (31 att., 2 TD)
134, Kamara, NO at NYG 09/30 (19 att., 3 TD)
133, Michel, NE at NYJ 11/25 (21 att., 1 TD)
133, Miller, HOU vs. MIA 10/25 (18 att., 1 TD)
132, Anderson, LAR vs. SF 12/30 (23 att., 1 TD)
132, Gordon, LAC at CLE 10/14 (18 att., 3 TD)
132, Mack, IND at OAK 10/28 (25 att., 2 TD)
132, Gurley, LAR at DET 12/02 (23 att., 2 TD)
130, Barkley, NYG vs. PHI 10/11 (13 att., 1 TD)
130, Lynch, OAK vs. CLE 09/30 (ot) (20 att., 0 TD)
129, Mixon, CIN vs. OAK 12/16 (27 att., 2 TD)
127, Elliott, DAL at SEA 09/23 (16 att., 0 TD)
126, Mack, IND vs. BUF 10/21 (19 att., 1 TD)
125, Barkley, NYG vs. CHI 12/02 (ot) (24 att., 0 TD)
125, McCaffrey, CAR vs. SEA 11/25 (17 att., 1 TD)
123, Ballage, MIA at MIN 12/16 (12 att., 1 TD)
123, Mixon, CIN vs. TB 10/28 (21 att., 2 TD)
122, Carson, SEA vs. ARI 12/30 (19 att., 1 TD)
122, Elliott, DAL at ATL 11/18 (23 att., 1 TD)
121, Hunt, KC at DEN 10/01 (19 att., 1 TD)
121, Elliott, DAL vs. WAS 11/22 (26 att., 1 TD)
120, Gurley, LAR vs. SEA 11/11 (16 att., 1 TD)
120, Peterson, WAS vs. GB 09/23 (19 att., 2 TD)
119, Carson, SEA at SF 12/16 (ot) (22 att., 1 TD)
119, Mack, IND at TEN 12/30 (25 att., 1 TD)
119, L. Jackson, BAL vs. CIN 11/18 (26 att., 0 TD)
119, Peterson, WAS at TEN 12/22 (26 att., 0 TD)
118, Edwards, BAL vs. OAK 11/25 (23 att., 0 TD)
117, Dixon, BAL vs. CLE 12/30 (12 att., 0 TD)
116, Michel, NE vs. BUF 12/23 (18 att., 1 TD)
116, Carson, SEA vs. LAR 10/07 (19 att., 0 TD)
116, Carson, SEA vs. KC 12/23 (27 att., 2 TD)
115, Hill, ATL at CAR 12/23 (8 att., 0 TD)
115, Edwards, BAL vs. CIN 11/18 (17 att., 1 TD)
114, Gurley, LAR vs. GB 10/28 (25 att., 0 TD)
113, Gordon, LAC at SEA 11/04 (16 att., 1 TD)
113, McCoy, BUF at NYJ 11/11 (26 att., 2 TD)
113, Elliott, DAL vs. PHI 12/09 (ot) (28 att., 0 TD)
112, Chubb, CLE vs. CIN 12/23 (19 att., 0 TD)
112, Michel, NE vs. MIA 09/30 (25 att., 1 TD)
111, Mixon, CIN at LAC 12/09 (26 att., 1 TD)
111, Morris, SF at LAR 12/30 (16 att., 1 TD)
111, Conner, PIT at CIN 10/14 (19 att., 2 TD)
110, Conner, PIT vs. ATL 10/07 (21 att., 2 TD)
110, Lindsay, DEN vs. PIT 11/25 (14 att., 1 TD)
109, Howard, CHI at MIN 12/30 (21 att., 2 TD)
109, Barkley, NYG vs. DAL 12/30 (17 att., 1 TD)
108, Gurley, LAR at OAK 09/10 (20 att., 0 TD)
108, Penny, SEA at LAR 11/11 (12 att., 1 TD)
108, Washington, NO vs. CAR 12/30 (11 att., 0 TD)
107, Lindsay, DEN vs. OAK 09/16 (14 att., 0 TD)
107, Conner, PIT at BAL 11/04 (24 att., 0 TD)
107, Coleman, ATL vs. CAR 09/16 (16 att., 0 TD)
107, Martin, OAK vs. DEN 12/24 (21 att., 1 TD)
106, Barkley, NYG vs. JAX 09/09 (18 att., 1 TD)
106, Barber, TB at NYG 11/18 (18 att., 1 TD)
106, McCaffrey, CAR at TB 12/02 (10 att., 0 TD)
106, Michel, NE vs. KC 10/14 (24 att., 2 TD)
106, Elliott, DAL vs. JAX 10/14 (24 att., 1 TD)
106, Breida, SF at TB 11/25 (14 att., 0 TD)
105, Gurley, LAR vs. LAC 09/23 (23 att., 1 TD)
105, Chubb, CLE at OAK 09/30 (ot) (3 att., 2 TD)
105, Carson, SEA at DET 10/28 (25 att., 1 TD)
105, Mixon, CIN at PIT 12/30 (13 att., 0 TD)
104, Edwards, BAL vs. TB 12/16 (19 att., 1 TD)
104, Gordon, LAC vs. SF 09/30 (15 att., 0 TD)
104, Ingram, NO at CIN 11/11 (13 att., 0 TD)
103, Dam. Williams, KC at SEA 12/23 (13 att., 0 TD)
103, Miller, HOU vs. CLE 12/02 (19 att., 0 TD)
103, Ingram, NO vs. PHI 11/18 (16 att., 2 TD)
102, Crowell, NYJ at DET 09/10 (10 att., 2 TD)
102, Carson, SEA vs. DAL 09/23 (32 att., 1 TD)
101, Johnson, DET vs. NE 09/23 (16 att., 0 TD)
101, Breida, SF vs. NYG 11/12 (17 att., 1 TD)
101, M. Davis, SEA at ARI 09/30 (21 att., 2 TD)
101, Gore, MIA vs. CHI 10/14 (ot) (15 att., 0 TD)
101, McCaffrey, CAR vs. ATL 12/23 (21 att., 0 TD)
101, Howard, CHI vs. LAR 12/09 (19 att., 0 TD)
101, Barkley, NYG at PHI 11/25 (13 att., 1 TD)
101, Allen, BUF vs. NYJ 12/09 (9 att., 1 TD)
100, Miller, HOU at JAX 10/21 (22 att., 1 TD)
100, Chubb, CLE at DEN 12/15 (20 att., 0 TD)
100, Martin, OAK at KC 12/30 (21 att., 0 TD)

WEEK 17 / THROUGH SUNDAY, DECEMBER 30, 2018

NFL / LEADING PASSERS

Player, Team	Att	Comp	Pct Comp	Yds	Avg Gain	TD	Pct TD	Long	Int	Pct Int	Rating Points
Brees, N.O.	489	364	74.4	3992	8.16	32	6.5	72t	5	1.0	115.7
Mahomes, K.C.	580	383	66.0	5097	8.79	50	8.6	89t	12	2.1	113.8
Wilson, Sea.	427	280	65.6	3448	8.07	35	8.2	66	7	1.6	110.9
Ryan, Atl.	608	422	69.4	4924	8.10	35	5.8	75t	7	1.2	108.1
Rivers, LA-C	508	347	68.3	4308	8.48	32	6.3	75t	12	2.4	105.5
Watson, Hou.	505	345	68.3	4165	8.25	26	5.1	73t	9	1.8	103.1
Wentz, Phi.	**401**	**279**	**69.6**	**3074**	**7.67**	**21**	**5.2**	**58**	**7**	**1.7**	**102.2**
Goff, LA-R	561	364	64.9	4688	8.36	32	5.7	70t	12	2.1	101.1
Fitzpatrick, T.B.	246	164	66.7	2366	9.62	17	6.9	75t	12	4.9	100.4
Cousins, Min.	606	425	70.1	4298	7.09	30	5.0	75t	10	1.7	99.7
Luck, Ind.	639	430	67.3	4593	7.19	39	6.1	68t	15	2.3	98.7
Brady, N.E.	570	375	65.8	4355	7.64	29	5.1	63t	11	1.9	97.7
Rodgers, G.B.	597	372	62.3	4442	7.44	25	4.2	75t	2	0.3	97.6
Prescott, Dal.	526	356	67.7	3885	7.39	22	4.2	90t	8	1.5	96.9
Roethlisberger, Pit.	675	452	67.0	5129	7.60	34	5.0	97t	16	2.4	96.5
Trubisky, Chi.	434	289	66.6	3223	7.43	24	5.5	70t	12	2.8	95.4
Newton, Car.	471	320	67.9	3395	7.21	24	5.1	82	13	2.8	94.2
Carr, Oak.	553	381	68.9	4049	7.32	19	3.4	66	10	1.8	93.9
*Mayfield, Cle.	486	310	63.8	3725	7.66	27	5.6	71	14	2.9	93.7
Tannehill, Mia.	274	176	64.2	1979	7.22	17	6.2	75t	9	3.3	92.7
Manning, NY-G	576	380	66.0	4299	7.46	21	3.6	58	11	1.9	92.4
Mariota, Ten.	331	228	68.9	2528	7.64	11	3.3	61t	8	2.4	92.3
Mullens, S.F.	274	176	64.2	2277	8.31	13	4.7	85t	10	3.6	90.8
Winston, T.B.	378	244	64.6	2992	7.92	19	5.0	64	14	3.7	90.2
Stafford, Det.	555	367	66.1	3777	6.81	21	3.8	67	11	2.0	89.9
Dalton, Cin.	365	226	61.9	2566	7.03	21	5.8	49	11	3.0	89.6
A. Smith, Was.	328	205	62.5	2180	6.65	10	3.0	52	5	1.5	85.7
Flacco, Bal.	379	232	61.2	2465	6.50	12	3.2	71	6	1.6	84.2
Keenum, Den.	586	365	62.3	3890	6.64	18	3.1	64t	15	2.6	81.2
Bortles, Jac.	403	243	60.3	2718	6.74	13	3.2	80t	11	2.7	79.8
*Darnold, NY-J	414	239	57.7	2865	6.92	17	4.1	76t	15	3.6	77.6
*Allen, Buf.	320	169	52.8	2074	6.48	10	3.1	75t	12	3.8	67.9
*Rosen, Ariz	393	217	55.2	2278	5.80	11	2.8	75t	14	3.6	66.7

NFL / LEADING PASSERS, RANKS

Player, Team	Att	Comp	Pct Comp	Yds	Avg Gain	TD	Pct TD	Long	Int	Pct Int	Rating Points
Brees, N.O.	16	12t	1	13	7	6t	4	2t	2	1	
Mahomes, K.C.	7	5	16	2	2	1	1	20t	15	2	
Wilson, Sea.	20	20	19	18	9	3t	2	5t	7	3	
Ryan, Atl.	3	4	4	3	8	3t	8	5t	3	4	
Rivers, LA-C	14	15	8	8	3	6t	5	20t	18	5	
Watson, Hou.	15	16	7	11	6	12	14	10t	10	6	
Wentz, Phi.	**23**	**21**	**3**	**21**	**11**	**17t**	**13**	**5t**	**9**	**7**	
Goff, LA-R	10	12t	20	4	4	6t	10	20t	16	8	
Fitzpatrick, T.B.	33	33	13	28	1	24t	3	20t	33	9	
Cousins, Min.	4	3	2	10	24	9	19	12t	8	10	
Luck, Ind.	2	2	11	5	23	2	7	30t	17	11	
Brady, N.E.	9	8	18	7	13	10	16	15t	13	12	
Rodgers, G.B.	5	9	26	6	17	13	21	1	1	13	
Prescott, Dal.	13	14	10	15	19	16	22	8t	4	14	
Roethlisberger, Pit.	1	1	12	1	15	5	17	33	19	15	
Trubisky, Chi.	19	19	14	20	18	14t	12	20t	24	16	
Newton, Car.	18	17	9	19	22	14t	15	26	23	17	
Carr, Oak.	12	6	5	12	20	21t	26	12t	11	18	
*Mayfield, Cle.	17	18	24	17	12	11	11	27t	25	19	
Tannehill, Mia.	31t	30t	22t	33	21	24t	6	10t	27	20	
Manning, NY-G	8	7	17	9	16	17t	25	15t	12	21	
Mariota, Ten.	28	26	6	26	14	30t	27	8t	20	22	
Mullens, S.F.	31t	30t	22t	30	5	27t	20	12t	30	23	
Winston, T.B.	26	22	21	22	10	21t	18	27t	31	24	
Stafford, Det.	11	10	15	16	27	17t	24	15t	14	25	
Dalton, Cin.	27	27	28	25	25	17t	9	15t	26	26	
A. Smith, Was.	29	29	25	31	29	32t	32	2t	5	27	
Flacco, Bal.	25	25	29	27	31	29	29	4	6	28	
Keenum, Den.	6	11	27	14	30	23	31	30t	21	29	
Bortles, Jac.	22	23	30	24	28	27t	28	15t	22	30	
*Darnold, NY-J	21	24	31	23	26	24t	23	30t	29	31	
*Allen, Buf.	30	32	33	32	32	32t	30	20t	32	32	
*Rosen, Ariz	24	28	32	29	33	30t	33	27t	28	33	

WEEK 17 / THROUGH SUNDAY, DECEMBER 30, 2018

NFL / FOURTH-QUARTER PASSING LEADERS

Rank	Player, Team	Att	Comp	Comp%	Yards	YPA	TD	TD%	Int	Int%	Rating
1)	Osweiler, Mia.	46	33	71.7	414	9.00	4	8.7	0	0.0	128.4
2)	Brees, N.O.	109	80	73.4	837	7.68	9	8.3	1	0.9	118.9
3)	Ryan, Atl.	171	132	77.2	1507	8.81	13	7.6	4	2.3	118.7
4)	Fitzpatrick, T.B.	68	45	66.2	631	9.28	6	8.8	2	2.9	113.1
5)	Luck, Ind.	174	127	73.0	1267	7.28	12	6.9	3	1.7	109.1
6)	Watson, Hou.	142	91	64.1	1137	8.01	11	7.7	2	1.4	108.8
7)	Wilson, Sea.	126	81	64.3	1097	8.71	10	7.9	3	2.4	108.5
8)	Winston, T.B.	103	70	68.0	843	8.18	9	8.7	4	3.9	105.8
9)	Mahomes, K.C.	123	81	65.9	937	7.62	11	8.9	4	3.3	105.0
10)	Mariota, Ten.	66	44	66.7	498	7.55	3	4.5	0	0.0	104.2
11)	**Wentz, Phi.**	**108**	**76**	**70.4**	**719**	**6.66**	**7**	**6.5**	**2**	**1.9**	**102.4**
12)	Cousins, Min.	168	113	67.3	1223	7.28	11	6.5	4	2.4	100.4
13)	Brady, N.E.	112	81	72.3	1065	9.51	5	4.5	5	4.5	98.3
14)	Rivers, LA-C	128	90	70.3	1002	7.83	4	3.1	2	1.6	97.2
15)	Newton, Car.	169	114	67.5	1262	7.47	10	5.9	5	3.0	96.8
16)	Driskel, Cin.	62	40	64.5	436	7.03	2	3.2	0	0.0	95.9
17)	Manning, NY-G	183	120	65.6	1377	7.52	8	4.4	3	1.6	95.8
18)	Trubisky, Chi.	88	57	64.8	637	7.24	5	5.7	2	2.3	95.7
19)	Goff, LA-R	133	78	58.6	961	7.23	7	5.3	1	0.8	95.5
20)	Rodgers, G.B.	176	106	60.2	1408	8.00	6	3.4	1	0.6	94.6
21)	Prescott, Dal.	152	97	63.8	1140	7.50	5	3.3	2	1.3	92.0
22)	Carr, Oak.	148	96	64.9	1004	6.78	7	4.7	3	2.0	91.7
23)	*Mayfield, Cle.	139	89	64.0	1046	7.53	7	5.0	4	2.9	91.6
24)	Stafford, Det.	162	106	65.4	1069	6.60	9	5.6	5	3.1	89.8
25)	Roethlisberger, Pit.	163	100	61.3	1142	7.01	6	3.7	3	1.8	87.0
26)	Keenum, Den.	181	120	66.3	1283	7.09	7	3.9	6	3.3	85.9
27)	Tannehill, Mia.	65	39	60.0	542	8.34	4	6.2	4	6.2	81.7
28)	A. Smith, Was.	60	39	65.0	377	6.28	1	1.7	1	1.7	81.0
29)	Flacco, Bal.	86	50	58.1	447	5.20	2	2.3	0	0.0	79.9
30)	*Rosen, Ariz	123	75	61.0	836	6.80	4	3.3	4	3.3	78.5
31)	*Allen, Buf.	95	53	55.8	661	6.96	5	5.3	4	4.2	77.6
32)	**Foles, Phi.**	**40**	**25**	**62.5**	**246**	**6.15**	**2**	**5.0**	**2**	**5.0**	**75.6**
33)	Dalton, Cin.	92	55	59.8	612	6.65	2	2.2	3	3.3	73.3
34)	Gabbert, Ten.	46	29	63.0	331	7.20	2	4.3	3	6.5	71.9
35)	Mullens, S.F.	82	51	62.2	680	8.29	3	3.7	6	7.3	70.2
36)	Bortles, Jac.	127	70	55.1	802	6.31	2	1.6	5	3.9	63.2
37)	*Darnold, NY-J	134	71	53.0	860	6.42	4	3.0	7	5.2	61.2
38)	Beathard, S.F.	54	28	51.9	297	5.50	1	1.9	3	5.6	51.2

NFL / THIRD-DOWN PASSING LEADERS

Rank	Player, Team	Att	Comp	Comp%	Yards	YPA	TD	TD%	Int	Int%	Rating
1)	Wilson, Sea.	127	75	59.1	996	7.84	16	12.6	3	2.4	113.7
2)	Mahomes, K.C.	124	77	62.1	1206	9.73	12	9.7	4	3.2	113.2
3)	Brees, N.O.	117	79	67.5	797	6.81	9	7.7	1	0.9	108.8
4)	Winston, T.B.	83	53	63.9	663	7.99	6	7.2	1	1.2	107.7
5)	Manning, NY-G	161	111	68.9	1294	8.04	10	6.2	3	1.9	106.0
6)	Ryan, Atl.	148	101	68.2	1165	7.87	7	4.7	2	1.4	101.9
7)	Rodgers, G.B.	132	75	56.8	1269	9.61	6	4.5	1	0.8	101.5
8)	Prescott, Dal.	146	99	67.8	1034	7.08	7	4.8	1	0.7	101.2
9)	Flacco, Bal.	91	55	60.4	599	6.58	6	6.6	1	1.1	97.3
10)	Goff, LA-R	124	81	65.3	949	7.65	8	6.5	4	3.2	96.5
11)	Luck, Ind.	162	106	65.4	1200	7.41	10	6.2	5	3.1	95.2
12)	Brady, N.E.	124	65	52.4	787	6.35	12	9.7	3	2.4	94.4
13)	Mariota, Ten.	97	60	61.9	714	7.36	4	4.1	1	1.0	93.8
14)	*Mayfield, Cle.	128	78	60.9	1010	7.89	8	6.3	4	3.1	93.6
15)	Carr, Oak.	135	87	64.4	953	7.06	3	2.2	0	0.0	92.6
16)	Cousins, Min.	151	92	60.9	1000	6.62	8	5.3	2	1.3	92.6
17)	Trubisky, Chi.	107	68	63.6	697	6.51	7	6.5	3	2.8	92.3
18)	Watson, Hou.	142	89	62.7	1034	7.28	7	4.9	3	2.1	92.3
19)	Roethlisberger, Pit.	158	102	64.6	1135	7.18	10	6.3	6	3.8	91.1
20)	**Wentz, Phi.**	**93**	**53**	**57.0**	**586**	**6.30**	**4**	**4.3**	**0**	**0.0**	**90.2**
21)	A. Smith, Was.	98	62	63.3	749	7.64	3	3.1	2	2.0	88.4
22)	Newton, Car.	102	61	59.8	606	5.94	7	6.9	3	2.9	87.3
23)	*Darnold, NY-J	117	62	53.0	786	6.72	7	6.0	3	2.6	83.5
24)	Bortles, Jac.	114	63	55.3	730	6.40	3	2.6	1	0.9	79.9
25)	Stafford, Det.	150	86	57.3	930	6.20	8	5.3	6	4.0	76.8
26)	Dalton, Cin.	81	40	49.4	459	5.67	6	7.4	3	3.7	76.1
27)	Rivers, LA-C	138	79	57.2	985	7.14	8	5.8	8	5.8	74.7
28)	Keenum, Den.	143	77	53.8	775	5.42	3	2.1	3	2.1	67.8
29)	*Rosen, Ariz	115	56	48.7	576	5.01	4	3.5	4	3.5	60.6
30)	*Allen, Buf.	93	43	46.2	508	5.46	1	1.1	4	4.3	49.0

WEEK 17 / THROUGH SUNDAY, DECEMBER 30, 2018

NFL / LEADING RUSHERS

Rank	Player, Team	Att	Yards	Avg	Long	TD
1)	Elliott, Dal.	304	1434	4.7	41	6
2)	*Barkley, NY-G	261	1307	5.0	78t	11
3)	Gurley, LA-R	256	1251	4.9	36	17
4)	Mixon, Cin.	237	1168	4.9	51	8
5)	Carson, Sea.	247	1151	4.7	61	9
6)	McCaffrey, Car.	219	1098	5.0	59	7
7)	Henry, Ten.	215	1059	4.9	99t	12
8)	Peterson, Was.	251	1042	4.2	90t	7
9)	*Lindsay, Den.	192	1037	5.4	65t	9
10)	*Chubb, Cle.	192	996	5.2	92t	8
11t)	Conner, Pit.	215	973	4.5	30	12
11t)	Miller, Hou.	210	973	4.6	97t	5
13)	Da. Johnson, Ariz	258	940	3.6	53	7
14)	Howard, Chi.	250	935	3.7	42	9
15)	*Michel, N.E.	209	931	4.5	34t	6
16)	Mack, Ind.	195	908	4.7	49	9
17)	Gordon, LA-C	175	885	5.1	34t	10
18)	Kamara, N.O.	194	883	4.6	49t	14
19)	Barber, T.B.	234	871	3.7	28	5
20)	Hunt, K.C.	181	824	4.6	45	7
21)	Breida, S.F.	153	814	5.3	66t	3
22)	Coleman, Atl.	167	800	4.8	65	4
23)	A. Jones, G.B.	133	728	5.5	67	8
24)	Martin, Oak.	172	723	4.2	29	4
25)	Gore, Mia.	156	722	4.6	39	0
26)	*Edwards, Bal.	137	718	5.2	43	2
27)	*L. Jackson, Bal. (QB)	147	695	4.7	39	5
28)	Crowell, NY-J	143	685	4.8	77t	6
29)	Ingram, N.O.	138	645	4.7	38	6
30)	*Johnson, Det.	118	641	5.4	71	3
31)	*Allen, Buf. (QB)	89	631	7.1	45	8
32)	Cook, Min.	133	615	4.6	70	2
33)	Murray, Min.	140	578	4.1	38t	6
34)	Hyde, Cle.-Jac.	172	571	3.3	22	5
35)	Ekeler, LA-C	106	554	5.2	41	3
36)	Watson, Hou. (QB)	99	551	5.6	34	5
37)	Drake, Mia.	120	535	4.5	54t	4
38)	*Freeman, Den.	130	521	4.0	24	5
39)	D. Lewis, Ten.	155	517	3.3	36	1
40t)	M. Davis, Sea.	112	514	4.6	37	4
40t)	McCoy, Buf.	161	514	3.2	28t	3
42)	***Adams, Phi.**	**120**	**511**	**4.3**	**29**	**3**
43)	Blue, Hou.	150	499	3.3	17	2
44)	Newton, Car. (QB)	101	488	4.8	29	4
45)	J. Williams, G.B.	121	464	3.8	20	3
46)	Cohen, Chi.	99	444	4.5	32	3
47)	Fournette, Jac.	133	439	3.3	25	5
48)	Morris, S.F.	111	428	3.9	51	2
49)	White, N.E.	94	425	4.5	27t	5
50)	Trubisky, Chi. (QB)	68	421	6.2	39	3

WEEK 17 / THROUGH SUNDAY, DECEMBER 30, 2018

NFL / THIRD-AND-ONE RUSHING LEADERS

Rank	Player, Team	Att	FD	Pct
1t)	Flacco, Bal.	7	7	100.0
1t)	*Jackson, LA-C	6	6	100.0
1t)	*Allen, Buf.	5	5	100.0
1t)	A. Jones, G.B.	5	5	100.0
1t)	Brees, N.O.	4	4	100.0
1t)	*Edwards, Bal.	4	4	100.0
1t)	Mahomes, K.C.	4	4	100.0
1t)	Morris, S.F.	4	4	100.0
1t)	Ryan, Atl.	4	4	100.0
1t)	Trubisky, Chi.	4	4	100.0
1t)	Zenner, Det.	4	4	100.0
12)	Mariota, Ten.	10	9	90.0
13t)	*Barkley, NY-G	8	7	87.5
13t)	Newton, Car.	8	7	87.5
15t)	Fournette, Jac.	7	6	85.7
15t)	Kamara, N.O.	7	6	85.7
17t)	Conner, Pit.	12	10	83.3
17t)	Mixon, Cin.	12	10	83.3
17t)	*Darnold, NY-J	6	5	83.3
17t)	Gordon, LA-C	6	5	83.3
17t)	Henry, Ten.	6	5	83.3
17t)	Sanu, Atl.	6	5	83.3
23t)	Peterson, Was.	10	8	80.0
23t)	*L. Jackson, Bal.	5	4	80.0
25)	Da. Johnson, Ariz	9	7	77.8
26)	Carson, Sea.	16	12	75.0
27)	Gurley, LA-R	11	8	72.7
28)	*Lindsay, Den.	7	5	71.4
29)	*Michel, N.E.	17	12	70.6
30)	Mack, Ind.	10	7	70.0
31)	Elliott, Dal.	19	13	68.4
32t)	McCaffrey, Car.	9	6	66.7
32t)	Blount, Det.	6	4	66.7
32t)	*Freeman, Den.	6	4	66.7
32t)	Hyde, Cle.-Jac.	6	4	66.7
32t)	Lynch, Oak.	6	4	66.7
32t)	Martin, Oak.	6	4	66.7
32t)	Yeldon, Jac.	6	4	66.7
39)	Blue, Hou.	8	5	62.5
40)	Howard, Chi.	13	8	61.5

WEEK 17 / THROUGH SUNDAY, DECEMBER 30, 2018

NFL / LEADERS IN RECEPTIONS

Rank	Player, Team	Rec	Yards	Avg	Long	TD
1)	Thomas, N.O.	125	1405	11.2	72t	9
2)	**Ertz, Phi. (TE)**	**116**	**1163**	**10.0**	**34**	**8**
3)	Hopkins, Hou.	115	1572	13.7	49t	11
4t)	J. Jones, Atl.	113	1677	14.8	58	8
4t)	Thielen, Min.	113	1373	12.2	68	9
6t)	Smith-Schuster, Pit.	111	1426	12.8	97t	7
6t)	D. Adams, G.B.	111	1386	12.5	57	13
8)	McCaffrey, Car. (RB)	107	867	8.1	38	6
9)	Brown, Pit.	104	1297	12.5	78t	15
10)	Kelce, K.C. (TE)	103	1336	13.0	43	10
11)	Diggs, Min.	102	1021	10.0	75t	9
12)	Allen, LA-C	97	1196	12.3	54	6
13)	*Barkley, NY-G (RB)	91	721	7.9	57t	4
14)	Kittle, S.F. (TE)	88	1377	15.6	85t	5
15t)	Hill, K.C.	87	1479	17.0	75t	12
15t)	White, N.E. (RB)	87	751	8.6	42	7
17t)	M. Evans, T.B.	86	1524	17.7	72t	8
17t)	Woods, LA-R	86	1219	14.2	39t	6
19t)	Landry, Cle.	81	976	12.0	51t	4
19t)	Kamara, N.O. (RB)	81	709	8.8	42	4
21)	Cooks, LA-R	80	1204	15.1	57	5
22t)	Beckham, NY-G	77	1052	13.7	51	6
22t)	Elliott, Dal. (RB)	77	567	7.4	38t	3
24t)	Hilton, Ind.	76	1270	16.7	68t	6
24t)	Boyd, Cin.	76	1028	13.5	49	7
24t)	Humphries, T.B.	76	816	10.7	51	5
27)	Cooper, Oak.-Dal.	75	1005	13.4	90t	7
28t)	Edelman, N.E.	74	850	11.5	36	6
28t)	**Tate, Det.-Phi.**	**74**	**795**	**10.7**	**67**	**4**
30t)	Sanders, Den.	71	868	12.2	64t	4
30t)	Cohen, Chi. (RB)	71	725	10.2	70t	5
30t)	Hooper, Atl. (TE)	71	660	9.3	36	4
33)	Golladay, Det.	70	1063	15.2	60	5
34)	Fitzgerald, Ariz	69	734	10.6	37	6
35t)	Cook, Oak. (TE)	68	896	13.2	45	6
35t)	Richard, Oak. (RB)	68	607	8.9	32	0
37)	Gabriel, Chi.	67	688	10.3	54	2
38t)	S. Shepard, NY-G	66	872	13.2	58	4
38t)	Sanu, Atl.	66	838	12.7	44t	4
38t)	Ebron, Ind. (TE)	66	750	11.4	53t	13
38t)	Westbrook, Jac.	66	717	10.9	61t	5
42t)	C. Davis, Ten.	65	891	13.7	51	4
42t)	**Jeffery, Phi.**	**65**	**843**	**13.0**	**52**	**6**
42t)	Beasley, Dal.	65	672	10.3	32t	3
45t)	*Ridley, Atl.	64	821	12.8	75t	10
45t)	**Agholor, Phi.**	**64**	**736**	**11.5**	**83t**	**4**
45t)	Rudolph, Min. (TE)	64	634	9.9	44t	4
48t)	J. Nelson, Oak.	63	739	11.7	66	3
48t)	*Hines, Ind. (RB)	63	425	6.7	28	2
50)	Snead, Bal.	62	651	10.5	28	1

WEEK 17 / THROUGH SUNDAY, DECEMBER 30, 2018

NFL / RECEIVING YARDAGE LEADERS

Rank	Player, Team	Yards	Rec	Avg	Long	TD
1)	J. Jones, Atl.	1677	113	14.8	58	8
2)	Hopkins, Hou.	1572	115	13.7	49t	11
3)	M. Evans, T.B.	1524	86	17.7	72t	8
4)	Hill, K.C.	1479	87	17.0	75t	12
5)	Smith-Schuster, Pit.	1426	111	12.8	97t	7
6)	Thomas, N.O.	1405	125	11.2	72t	9
7)	D. Adams, G.B.	1386	111	12.5	57	13
8)	Kittle, S.F. (TE)	1377	88	15.6	85t	5
9)	Thielen, Min.	1373	113	12.2	68	9
10)	Kelce, K.C. (TE)	1336	103	13.0	43	10
11)	Brown, Pit.	1297	104	12.5	78t	15
12)	Hilton, Ind.	1270	76	16.7	68t	6
13)	Woods, LA-R	1219	86	14.2	39t	6
14)	Cooks, LA-R	1204	80	15.1	57	5
15)	Allen, LA-C	1196	97	12.3	54	6
16)	**Ertz, Phi. (TE)**	**1163**	**116**	**10.0**	**34**	**8**
17)	Golladay, Det.	1063	70	15.2	60	5
18)	Beckham, NY-G	1052	77	13.7	51	6
19)	Boyd, Cin.	1028	76	13.5	49	7
20)	Diggs, Min.	1021	102	10.0	75t	9
21)	Cooper, Oak.-Dal.	1005	75	13.4	90t	7
22)	Landry, Cle.	976	81	12.0	51t	4
23)	Lockett, Sea.	965	57	16.9	52t	10
24)	Cook, Oak. (TE)	896	68	13.2	45	6
25)	C. Davis, Ten.	891	65	13.7	51	4
26)	S. Shepard, NY-G	872	66	13.2	58	4
27)	Sanders, Den.	868	71	12.2	64t	4
28)	McCaffrey, Car. (RB)	867	107	8.1	38	6
29)	Edelman, N.E.	850	74	11.5	36	6
30)	**Jeffery, Phi.**	**843**	**65**	**13.0**	**52**	**6**
31)	Godwin, T.B.	842	59	14.3	48	7
32)	Sanu, Atl.	838	66	12.7	44t	4
33)	*Ridley, Atl.	821	64	12.8	75t	10
34)	Humphries, T.B.	816	76	10.7	51	5
35)	**Tate, Det.-Phi.**	**795**	**74**	**10.7**	**67**	**4**
36)	*Moore, Car.	788	55	14.3	82	2
37)	Jackson, T.B.	774	41	18.9	75t	4
38)	Robinson, Chi.	754	55	13.7	43	4
39)	R. Anderson, NY-J	752	50	15.0	76t	6
40)	White, N.E. (RB)	751	87	8.6	42	7
41)	Ebron, Ind. (TE)	750	66	11.4	53t	13
42)	J. Nelson, Oak.	739	63	11.7	66	3
43)	Gordon, Cle.-N.E.	737	41	18.0	55t	4
44)	**Agholor, Phi.**	**736**	**64**	**11.5**	**83t**	**4**
45)	Fitzgerald, Ariz	734	69	10.6	37	6
46)	Cohen, Chi. (RB)	725	71	10.2	70t	5
47)	*Barkley, NY-G (RB)	721	91	7.9	57t	4
48)	Westbrook, Jac.	717	66	10.9	61t	5
49)	J. Brown, Bal.	715	42	17.0	71	5
50)	Kamara, N.O. (RB)	709	81	8.8	42	4

WEEK 17 / THROUGH SUNDAY, DECEMBER 30, 2018

NFL / THIRD-DOWN RECEIVING LEADERS

Rank	Player, Team	Rec	Yards	Avg	Long	TD
1)	J. Jones, Atl.	32	400	12.5	35t	3
2t)	Hopkins, Hou.	30	354	11.8	34	3
2t)	Thomas, N.O.	30	341	11.4	72t	2
4)	Thielen, Min.	29	335	11.6	40	1
5)	D. Adams, G.B.	27	484	17.9	57	2
6t)	Brown, Pit.	26	271	10.4	33	2
6t)	Elliott, Dal. (RB)	26	145	5.6	16	1
8t)	**Tate, Det.-Phi.**	**25**	**308**	**12.3**	**67**	**1**
8t)	Beasley, Dal.	25	265	10.6	21	1
8t)	*Barkley, NY-G (RB)	25	183	7.3	21	0
11t)	Kelce, K.C. (TE)	24	352	14.7	43	1
11t)	Hilton, Ind.	24	346	14.4	42	4
11t)	Boyd, Cin.	24	302	12.6	32	3
14t)	C. Davis, Ten.	23	318	13.8	48t	3
14t)	Landry, Cle.	23	304	13.2	51t	1
14t)	Woods, LA-R	23	293	12.7	35	1
14t)	Smith-Schuster, Pit.	23	206	9.0	29	2
14t)	**Ertz, Phi. (TE)**	**23**	**205**	**8.9**	**23t**	**2**
19t)	Westbrook, Jac.	22	242	11.0	25	1
19t)	Cooks, LA-R	22	241	11.0	24	1
21t)	M. Evans, T.B.	21	412	19.6	64	1
21t)	Allen, LA-C	21	330	15.7	54	1
21t)	*Ridley, Atl.	21	284	13.5	50	3
21t)	Cook, Oak. (TE)	21	269	12.8	32	1
21t)	Ebron, Ind. (TE)	21	255	12.1	28	3
21t)	Cooper, Oak.-Dal.	21	254	12.1	40t	2
21t)	Z. Jones, Buf.	21	193	9.2	22	2
21t)	Kamara, N.O. (RB)	21	170	8.1	19	2
29t)	McDonald, Pit. (TE)	20	297	14.9	75t	3
29t)	S. Shepard, NY-G	20	274	13.7	55	3
29t)	Beckham, NY-G	20	267	13.4	44	4
29t)	Engram, NY-G (TE)	20	241	12.1	51	2
33t)	Hill, K.C.	19	331	17.4	67t	4
33t)	**Jeffery, Phi.**	**19**	**258**	**13.6**	**36**	**3**
33t)	Sanu, Atl.	19	237	12.5	32	0
33t)	McCaffrey, Car. (RB)	19	180	9.5	22	2
33t)	Humphries, T.B.	19	162	8.5	16	1
33t)	White, N.E. (RB)	19	156	8.2	16	3
33t)	Diggs, Min.	19	153	8.1	24	2
33t)	Johnson, Cle. (RB)	19	141	7.4	32	2
41t)	Snead, Bal.	18	210	11.7	24	0
41t)	Drake, Mia. (RB)	18	186	10.3	33t	1
43t)	Kittle, S.F. (TE)	17	208	12.2	21	1
43t)	Amendola, Mia.	17	166	9.8	24t	1
43t)	Yeldon, Jac. (RB)	17	161	9.5	37	1
46t)	Lockett, Sea.	16	308	19.3	52t	4
46t)	Golladay, Det.	16	273	17.1	40	1
46t)	*Kirk, Ariz	16	242	15.1	59t	2
46t)	Rudolph, Min. (TE)	16	199	12.4	44t	1
46t)	Reed, Was. (TE)	16	178	11.1	34	1
46t)	Fitzgerald, Ariz	16	143	8.9	32	1
46t)	J. Nelson, Oak.	16	139	8.7	17	0
46t)	Cohen, Chi. (RB)	16	97	6.1	11	1

WEEK 17 / THROUGH SUNDAY, DECEMBER 30, 2018

NFL / LEADING SCORERS, NONKICKERS

Rank	Player, Team	TD	Rush	Rec	Ret	X2	Pts
1)	Gurley, LA-R (RB)	21	17	4	0	3	132
2)	Kamara, N.O. (RB)	18	14	4	0	3	114
3)	*Barkley, NY-G (RB)	15	11	4	0	1	92
4)	Brown, Pit. (WR)	15	0	15	0	0	90
5)	Gordon, LA-C (RB)	14	10	4	0	2	88
6t)	Ebron, Ind. (TE)	14	1	13	0	0	84
6t)	Hill, K.C. (WR)	14	1	12	1	0	84
6t)	Hunt, K.C. (RB)	14	7	7	0	0	84
9)	Conner, Pit. (RB)	13	12	1	0	2	82
10)	D. Adams, G.B. (WR)	13	0	13	0	1	80
11)	McCaffrey, Car. (RB)	13	7	6	0	0	78
12t)	Henry, Ten. (RB)	12	12	0	0	0	72
12t)	White, N.E. (RB)	12	5	7	0	0	72
14)	M. Williams, LA-C (WR)	11	1	10	0	1	68
15)	Hopkins, Hou. (WR)	11	0	11	0	0	66
16)	Mack, Ind. (RB)	10	9	1	0	2	64
17t)	Da. Johnson, Ariz (RB)	10	7	3	0	1	62
17t)	Lockett, Sea. (WR)	10	0	10	0	1	62
19t)	*Chubb, Cle. (RB)	10	8	2	0	0	60
19t)	Kelce, K.C. (TE)	10	0	10	0	0	60
19t)	*Lindsay, Den. (RB)	10	9	1	0	0	60
19t)	*Ridley, Atl. (WR)	10	0	10	0	0	60
23t)	Diggs, Min. (WR)	9	0	9	0	1	56
23t)	Thielen, Min. (WR)	9	0	9	0	1	56
25t)	Carson, Sea. (RB)	9	9	0	0	0	54
25t)	Coleman, Atl. (RB)	9	4	5	0	0	54
25t)	Drake, Mia. (RB)	9	4	5	0	0	54
25t)	Elliott, Dal. (RB)	9	6	3	0	0	54
25t)	M. Evans, T.B. (WR)	9	0	8	1	0	54
25t)	Howard, Chi. (RB)	9	9	0	0	0	54
25t)	A. Jones, G.B. (RB)	9	8	1	0	0	54
25t)	Mixon, Cin. (RB)	9	8	1	0	0	54
25t)	Thomas, N.O. (WR)	9	0	9	0	0	54
34t)	*Allen, Buf. (QB)	8	8	0	0	0	48
34t)	Cohen, Chi. (RB)	8	3	5	0	0	48
34t)	Collins, Bal. (RB)	8	7	1	0	0	48
34t)	**Ertz, Phi. (TE)**	**8**	**0**	**8**	**0**	**0**	**48**
34t)	J. Jones, Atl. (WR)	8	0	8	0	0	48
34t)	Peterson, Was. (RB)	8	7	1	0	0	48
40t)	Godwin, T.B. (WR)	7	0	7	0	1	44
40t)	Z. Jones, Buf. (WR)	7	0	7	0	1	44
40t)	Smith-Schuster, Pit. (WR)	7	0	7	0	1	44
43t)	Boyd, Cin. (WR)	7	0	7	0	0	42
43t)	Cooper, Oak.-Dal. (WR)	7	0	7	0	0	42
43t)	Ingram, N.O. (RB)	7	6	1	0	0	42
43t)	*A. Miller, Chi. (WR)	7	0	7	0	0	42
43t)	Ross, Cin. (WR)	7	0	7	0	0	42
43t)	Samuel, Car. (WR)	7	2	5	0	0	42
43t)	Woods, LA-R (WR)	7	1	6	0	0	42
50t)	Allen, LA-C (WR)	6	0	6	0	1	38
50t)	T. Burton, Chi. (TE)	6	0	6	0	1	38
50t)	Fitzgerald, Ariz (WR)	6	0	6	0	1	38
50t)	Murray, Min. (RB)	6	6	0	0	1	38
50t)	Prescott, Dal. (QB)	6	6	0	0	1	38
50t)	Stills, Mia. (WR)	6	0	6	0	1	38

WEEK 17 / THROUGH SUNDAY, DECEMBER 30, 2018

NFL / LEADING SCORERS, KICKERS

Rank	Player, Team	PAT	FG	Pct	Long	Pts
1)	Fairbairn, Hou.	39/41	37/42	.881	54	150
2)	Tucker, Bal.	36/37	35/39	.897	56	141
3)	Butker, K.C.	65/69	24/27	.889	54	137
4)	Lutz, N.O.	52/53	28/30	.933	54	136
5)	Gostkowski, N.E.	49/50	27/32	.844	52	130
6)	Myers, NY-J	30/33	33/36	.917	56	129
7)	Rosas, NY-G	31/32	32/33	.970	57	127
8)	Gould, S.F.	27/29	33/34	.971	53	126
9)	Crosby, G.B.	34/36	30/37	.811	53	124
10)	Maher, Dal.	32/33	29/36	.806	62	119
11)	Zuerlein, LA-R	35/36	27/31	.871	56	116
12t)	Janikowski, Sea.	48/51	22/27	.815	56	114
12t)	Prater, Det.	30/30	28/32	.875	54	114
14)	Vinatieri, Ind.	44/47	23/27	.852	54	113
15t)	**Elliott, Phi.**	**33/35**	**26/31**	**.839**	**56**	**111**
15t)	Parkey, Chi.	42/45	23/30	.767	50	111
17)	Succop, Ten.	28/31	26/30	.867	54	106
18)	Hopkins, Was.	25/26	26/29	.897	56	103
19)	Bullock, Cin.	39/41	19/23	.826	51	96
20)	McManus, Den.	35/35	20/25	.800	53	95
21t)	Bailey, Min.	30/31	21/28	.750	52	93
21t)	Bryant, Atl.	33/35	20/21	.952	57	93
23)	Hauschka, Buf.	25/26	22/28	.786	54	91
24)	*Sanders, Mia.	35/36	18/20	.900	50	89
25)	Boswell, Pit.	43/48	13/20	.650	50	82
26)	Catanzaro, T.B.-Car.	30/35	16/20	.800	59	78
27t)	*Joseph, Cle.	25/29	17/20	.850	51	76
27t)	Lambo, Jac.	19/20	19/21	.905	57	76
29)	*Carlson, Min.-Oak.	24/24	17/21	.810	50	75
30t)	*Badgley, LA-C	27/28	15/16	.938	59	72
30t)	Gano, Car.	30/33	14/16	.875	63	72
32)	Santos, LA-R-T.B.	22/23	14/18	.778	45	64
33)	Sturgis, LA-C	9/15	9/13	.692	49	36
34)	Gonzalez, Cle.-Ariz	8/11	9/14	.643	55	35
35)	*McCrane, Oak.-Ariz-Pit.	9/ 9	8/12	.667	47	33
36)	Dawson, Ariz	15/15	5/ 8	.625	43	30
37)	Tavecchio, Atl.	8/ 8	5/ 5	1.000	56	23
38)	Nugent, Oak.	4/ 5	6/ 6	1.000	52	22
39)	Forbath, Jac.	3/ 3	4/ 5	.800	41	15
40)	Ficken, LA-R	10/10	1/ 3	.333	34	13
41)	Hekker, LA-R	1/ 1	1/ 1	1.000	20	4

WEEK 17 / THROUGH SUNDAY, DECEMBER 30, 2018

NFL / TOUCHBACKS ON KICKOFFS

Rank	Player, Team	TB
1)	Butker, K.C.	72
2)	Parkey, Chi.	65
3)	Lutz, N.O.	64
4)	Myers, NY-J	60
5)	Sanchez, Ind.	59
6t)	Fairbairn, Hou.	58
6t)	Tucker, Bal.	58
8t)	**Elliott, Phi.**	**57**
8t)	Zuerlein, LA-R	57
10)	Hopkins, Was.	56
11)	*Sanders, Mia.	55
12t)	Catanzaro, T.B.-Car.	52
12t)	Maher, Dal.	52
12t)	Pinion, S.F.	52
15t)	Bosher, Atl.	51
15t)	Rosas, NY-G	51
17t)	Boswell, Pit.	50
17t)	Gostkowski, N.E.	50
19t)	Gano, Car.	47
19t)	*Joseph, Cle.	47
21t)	Bullock, Cin.	45
21t)	Succop, Ten.	45
23t)	Janikowski, Sea.	42
23t)	McManus, Den.	42
25)	Crosby, G.B.	41
26)	Lambo, Jac.	36
27)	Bailey, Min.	35
28)	Martin, Det.	34
29)	Hauschka, Buf.	30
30)	*Carlson, Min.-Oak.	29
31)	Santos, LA-R-T.B.	19
32)	Sturgis, LA-C	18
33)	Gonzalez, Cle.-Ariz	17
34)	Dawson, Ariz	14
35)	Ficken, LA-R	11
36)	*Badgley, LA-C	9
37)	Nugent, Oak.	6
38t)	*Cooke, Jac.	5
38t)	*McCrane, Oak.-Ariz-Pit.	5
40)	Prater, Det.	3
41)	Hekker, LA-R	2

WEEK 17 / THROUGH SUNDAY, DECEMBER 30, 2018

NFL / MOST YARDS FROM SCRIMMAGE

		Total			Rushing			Receiving		
Rank	Player, Team	Yards	Att+Rec	Avg	Yards	Att	Avg	Yards	Rec	Avg
1)	*Barkley, NY-G (RB)	2028	352	5.8	1307	261	5.0	721	91	7.9
2)	Elliott, Dal. (RB)	2001	381	5.3	1434	304	4.7	567	77	7.4
3)	McCaffrey, Car. (RB)	1965	326	6.0	1098	219	5.0	867	107	8.1
4)	Gurley, LA-R (RB)	1831	315	5.8	1251	256	4.9	580	59	9.8
5)	J. Jones, Atl. (WR)	1689	115	14.7	12	2	6.0	1677	113	14.8
6)	Hill, K.C. (WR)	1630	109	15.0	151	22	6.9	1479	87	17.0
7)	Kamara, N.O. (RB)	1592	275	5.8	883	194	4.6	709	81	8.8
8)	Hopkins, Hou. (WR)	1565	116	13.5	-7	1	-7.0	1572	115	13.7
9)	M. Evans, T.B. (WR)	1524	86	17.7	0	0	---	1524	86	17.7
10)	Conner, Pit. (RB)	1470	270	5.4	973	215	4.5	497	55	9.0
11)	Mixon, Cin. (RB)	1464	280	5.2	1168	237	4.9	296	43	6.9
12)	Smith-Schuster, Pit. (WR)	1439	112	12.8	13	1	13.0	1426	111	12.8
13)	Thomas, N.O. (WR)	1405	125	11.2	0	0	---	1405	125	11.2
14)	Thielen, Min. (WR)	1403	118	11.9	30	5	6.0	1373	113	12.2
15)	Kittle, S.F. (TE)	1387	89	15.6	10	1	10.0	1377	88	15.6
16t)	D. Adams, G.B. (WR)	1386	111	12.5	0	0	---	1386	111	12.5
16t)	Da. Johnson, Ariz (RB)	1386	308	4.5	940	258	3.6	446	50	8.9
18)	Woods, LA-R (WR)	1376	105	13.1	157	19	8.3	1219	86	14.2
19)	Gordon, LA-C (RB)	1375	225	6.1	885	175	5.1	490	50	9.8
20)	Kelce, K.C. (TE)	1336	103	13.0	0	0	---	1336	103	13.0
21)	Carson, Sea. (RB)	1314	267	4.9	1151	247	4.7	163	20	8.2
22)	Brown, Pit. (WR)	1297	104	12.5	0	0	---	1297	104	12.5
23)	*Lindsay, Den. (RB)	1278	227	5.6	1037	192	5.4	241	35	6.9
24)	Cooks, LA-R (WR)	1272	90	14.1	68	10	6.8	1204	80	15.1
25)	Allen, LA-C (WR)	1271	106	12.0	75	9	8.3	1196	97	12.3
26)	Hilton, Ind. (WR)	1270	76	16.7	0	0	---	1270	76	16.7
27)	Peterson, Was. (RB)	1250	271	4.6	1042	251	4.2	208	20	10.4
28)	Hunt, K.C. (RB)	1202	207	5.8	824	181	4.6	378	26	14.5
29)	White, N.E. (RB)	1176	181	6.5	425	94	4.5	751	87	8.6
30)	Cohen, Chi. (RB)	1169	170	6.9	444	99	4.5	725	71	10.2
31)	**Ertz, Phi. (TE)**	**1163**	**116**	**10.0**	**0**	**0**	**---**	**1163**	**116**	**10.0**
32)	Henry, Ten. (RB)	1158	230	5.0	1059	215	4.9	99	15	6.6
33)	*Chubb, Cle. (RB)	1145	212	5.4	996	192	5.2	149	20	7.5
34)	Miller, Hou. (RB)	1136	235	4.8	973	210	4.6	163	25	6.5
35)	Diggs, Min. (WR)	1083	112	9.7	62	10	6.2	1021	102	10.0
36)	Howard, Chi. (RB)	1080	270	4.0	935	250	3.7	145	20	7.3
37)	Coleman, Atl. (RB)	1076	199	5.4	800	167	4.8	276	32	8.6
38)	Breida, S.F. (RB)	1075	180	6.0	814	153	5.3	261	27	9.7
39t)	Beckham, NY-G (WR)	1071	82	13.1	19	5	3.8	1052	77	13.7
39t)	Golladay, Det. (WR)	1071	71	15.1	8	1	8.0	1063	70	15.2
41)	Landry, Cle. (WR)	1036	84	12.3	60	3	20.0	976	81	12.0
42)	Lockett, Sea. (WR)	1034	70	14.8	69	13	5.3	965	57	16.9
43)	Boyd, Cin. (WR)	1031	78	13.2	3	2	1.5	1028	76	13.5
44)	Cooper, Oak.-Dal. (WR)	1025	77	13.3	20	2	10.0	1005	75	13.4
45)	Drake, Mia. (RB)	1012	173	5.8	535	120	4.5	477	53	9.0
46)	Mack, Ind. (RB)	1011	212	4.8	908	195	4.7	103	17	6.1
47)	*Michel, N.E. (RB)	981	216	4.5	931	209	4.5	50	7	7.1
48)	Barber, T.B. (RB)	963	254	3.8	871	234	3.7	92	20	4.6
49)	*Moore, Car. (WR)	960	68	14.1	172	13	13.2	788	55	14.3
50)	Ekeler, LA-C (RB)	958	145	6.6	554	106	5.2	404	39	10.4

WEEK 17 / THROUGH SUNDAY, DECEMBER 30, 2018

NFL / LEADERS IN FIRST DOWNS

Rank	Player, Team	Rush	Rec	Tot
1)	Gurley, LA-R (RB)	70	26	96
2)	Elliott, Dal. (RB)	73	22	95
3)	McCaffrey, Car. (RB)	53	41	94
4)	Kamara, N.O. (RB)	57	31	88
5t)	Hopkins, Hou. (WR)	0	81	81
5t)	J. Jones, Atl. (WR)	1	80	81
7)	*Barkley, NY-G (RB)	50	30	80
8)	Conner, Pit. (RB)	56	20	76
9t)	Thielen, Min. (WR)	1	74	75
9t)	Thomas, N.O. (WR)	0	75	75
9t)	Woods, LA-R (WR)	9	66	75
12)	Mixon, Cin. (RB)	60	14	74
13)	Da. Johnson, Ariz (RB)	51	22	73
14t)	M. Evans, T.B. (WR)	0	69	69
14t)	Smith-Schuster, Pit. (WR)	1	68	69
16t)	Carson, Sea. (RB)	61	7	68
16t)	Gordon, LA-C (RB)	47	21	68
16t)	Hill, K.C. (WR)	8	60	68
16t)	Kelce, K.C. (TE)	0	68	68
20t)	Allen, LA-C (WR)	4	62	66
20t)	**Ertz, Phi. (TE)**	**0**	**66**	**66**
22)	D. Adams, G.B. (WR)	0	64	64
23t)	Brown, Pit. (WR)	0	63	63
23t)	Hunt, K.C. (RB)	46	17	63
25t)	Cooks, LA-R (WR)	5	56	61
25t)	Kittle, S.F. (TE)	1	60	61
25t)	*Lindsay, Den. (RB)	49	12	61
28t)	Howard, Chi. (RB)	53	7	60
28t)	White, N.E. (RB)	22	38	60
30)	*Michel, N.E. (RB)	54	3	57
31t)	Golladay, Det. (WR)	0	56	56
31t)	Peterson, Was. (RB)	47	9	56
33t)	Henry, Ten. (RB)	51	4	55
33t)	Hilton, Ind. (WR)	0	55	55
35t)	Boyd, Cin. (WR)	0	54	54
35t)	Cooper, Oak.-Dal. (WR)	1	53	54
37t)	Beckham, NY-G (WR)	2	51	53
37t)	A. Jones, G.B. (RB)	41	12	53
37t)	Mack, Ind. (RB)	50	3	53
40t)	*Chubb, Cle. (RB)	47	5	52
40t)	Diggs, Min. (WR)	3	49	52
42)	Coleman, Atl. (RB)	36	15	51
43t)	Cohen, Chi. (RB)	20	29	49
43t)	C. Davis, Ten. (WR)	2	47	49
45t)	Breida, S.F. (RB)	36	12	48
45t)	Edelman, N.E. (WR)	7	41	48
45t)	Godwin, T.B. (WR)	0	48	48
45t)	Humphries, T.B. (WR)	0	48	48
45t)	**Jeffery, Phi. (WR)**	**0**	**48**	**48**
45t)	S. Shepard, NY-G (WR)	1	47	48

WEEK 17 / THROUGH SUNDAY, DECEMBER 30, 2018

NFL / LEADING PUNTERS

Rank	Player, Team	No	Yards	Lg	Avg	TB	Blk	Dwn	OB	Opp Ret	Ret Yds	In 20	Net Avg
1)	Lee, Ariz	94	4568	64	48.6	7	0	12	7	44	420	32	42.6
2)	*M. Dickson, Sea.	78	3759	69	48.2	5	1	13	14	36	304	28	42.5
3)	**Johnston, Phi.**	**61**	**2937**	**68**	**48.1**	**7**	**0**	**5**	**2**	**31**	**194**	**24**	**42.7**
4)	Koch, Bal.	60	2842	65	47.4	5	1	7	7	31	315	27	39.8
5)	Kern, Ten.	74	3483	62	47.1	3	1	7	15	33	296	39	41.7
6)	Morstead, N.O.	43	1996	60	46.4	4	0	3	9	12	60	15	43.2
7)	Hekker, LA-R	43	1992	68	46.3	2	0	10	12	12	104	21	43.0
8)	Sanchez, Ind.	57	2629	63	46.1	5	0	10	3	21	93	24	42.7
9)	Edwards, NY-J	82	3763	67	45.9	5	0	10	10	42	318	23	40.8
10)	Bosher, Atl.	60	2729	57	45.5	3	2	6	3	27	184	22	40.1
11)	Dixon, NY-G	71	3226	60	45.4	4	0	15	9	27	177	20	41.8
12)	Colquitt, Cle.	83	3767	79	45.4	6	2	11	7	37	397	32	38.2
13)	Way, Was.	79	3581	63	45.3	0	0	19	3	31	303	41	41.5
14)	Palardy, Car.	61	2759	59	45.2	4	0	7	4	22	181	24	41.0
15)	Wile, Min.	72	3255	70	45.2	2	1	11	9	31	188	27	41.5
16)	R. Allen, N.E.	64	2885	66	45.1	5	0	15	11	25	255	21	39.5
17)	*Bojorquez, Buf.	45	2028	60	45.1	4	1	8	4	20	137	22	39.4
18)	Anger, T.B.	57	2567	64	45.0	4	1	7	3	27	231	15	38.9
19)	*Cooke, Jac.	86	3872	72	45.0	7	0	11	13	37	184	37	41.3
20)	O'Donnell, Chi.	62	2791	65	45.0	7	1	13	2	20	150	28	39.7
21)	Colquitt, K.C.	45	2021	67	44.9	5	0	10	1	17	97	21	40.5
22)	*Scott, G.B.	71	3176	67	44.7	9	1	11	4	20	206	19	38.8
23)	Martin, Det.	74	3310	61	44.7	4	0	13	3	29	332	32	39.2
24)	*Wadman, Den.	65	2905	65	44.7	7	0	5	8	27	301	22	37.9
25)	Haack, Mia.	87	3884	65	44.6	6	1	10	9	37	384	35	38.4
26)	C. Jones, Dal.	60	2670	63	44.5	2	0	9	3	30	254	17	39.6
27)	Huber, Cin.	71	3119	69	43.9	3	1	12	2	30	220	29	39.4
28)	*Daniel, Hou.	74	3237	61	43.7	5	0	8	6	32	240	36	39.1
29)	Pinion, S.F.	68	2973	64	43.7	4	1	4	7	25	195	22	39.1
30)	Berry, Pit.	63	2753	69	43.7	4	0	12	6	16	227	28	38.8
31)	*Townsend, Oak.	70	3022	64	43.2	5	0	10	5	28	241	17	38.3
32)	D. Jones, LA-C	47	1990	59	42.3	3	0	4	6	21	143	15	38.0

NFL / LEADING PUNTERS, NET AVERAGE

Rank	Player, Team	No	Yards	Lg	Avg	TB	Blk	Dwn	OB	Opp Ret	Ret Yds	In 20	Net Avg
1)	Morstead, N.O.	43	1996	60	46.4	4	0	3	9	12	60	15	43.2
2)	Hekker, LA-R	43	1992	68	46.3	2	0	10	12	12	104	21	43.0
3)	Sanchez, Ind.	57	2629	63	46.1	5	0	10	3	21	93	24	42.7
4)	**Johnston, Phi.**	**61**	**2937**	**68**	**48.1**	**7**	**0**	**5**	**2**	**31**	**194**	**24**	**42.7**
5)	Lee, Ariz	94	4568	64	48.6	7	0	12	7	44	420	32	42.6
6)	*M. Dickson, Sea.	78	3759	69	48.2	5	1	13	14	36	304	28	42.5
7)	Dixon, NY-G	71	3226	60	45.4	4	0	15	9	27	177	20	41.8
8)	Kern, Ten.	74	3483	62	47.1	3	1	7	15	33	296	39	41.7
9)	Way, Was.	79	3581	63	45.3	0	0	19	3	31	303	41	41.5
10)	Wile, Min.	72	3255	70	45.2	2	1	11	9	31	188	27	41.5
11)	*Cooke, Jac.	86	3872	72	45.0	7	0	11	13	37	184	37	41.3
12)	Palardy, Car.	61	2759	59	45.2	4	0	7	4	22	181	24	41.0
13)	Edwards, NY-J	82	3763	67	45.9	5	0	10	10	42	318	23	40.8
14)	Colquitt, K.C.	45	2021	67	44.9	5	0	10	1	17	97	21	40.5
15)	Bosher, Atl.	60	2729	57	45.5	3	2	6	3	27	184	22	40.1
16)	Koch, Bal.	60	2842	65	47.4	5	1	7	7	31	315	27	39.8
17)	O'Donnell, Chi.	62	2791	65	45.0	7	1	13	2	20	150	28	39.7
18)	C. Jones, Dal.	60	2670	63	44.5	2	0	9	3	30	254	17	39.6
19)	R. Allen, N.E.	64	2885	66	45.1	5	0	15	11	25	255	21	39.5
20)	Huber, Cin.	71	3119	69	43.9	3	1	12	2	30	220	29	39.4
21)	*Bojorquez, Buf.	45	2028	60	45.1	4	1	8	4	20	137	22	39.4
22)	Martin, Det.	74	3310	61	44.7	4	0	13	3	29	332	32	39.2
23)	*Daniel, Hou.	74	3237	61	43.7	5	0	8	6	32	240	36	39.1
24)	Pinion, S.F.	68	2973	64	43.7	4	1	4	7	25	195	22	39.1
25)	Anger, T.B.	57	2567	64	45.0	4	1	7	3	27	231	15	38.9
26)	Berry, Pit.	63	2753	69	43.7	4	0	12	6	16	227	28	38.8
27)	*Scott, G.B.	71	3176	67	44.7	9	1	11	4	20	206	19	38.8
28)	Haack, Mia.	87	3884	65	44.6	6	1	10	9	37	384	35	38.4
29)	*Townsend, Oak.	70	3022	64	43.2	5	0	10	5	28	241	17	38.3
30)	Colquitt, Cle.	83	3767	79	45.4	6	2	11	7	37	397	32	38.2
31)	D. Jones, LA-C	47	1990	59	42.3	3	0	4	6	21	143	15	38.0
32)	*Wadman, Den.	65	2905	65	44.7	7	0	5	8	27	301	22	37.9

WEEK 17 / THROUGH SUNDAY, DECEMBER 30, 2018

NFL / PUNT RETURN LEADERS

Rank	Player, Team	Ret	FC	Yards	Avg	Long	TD
1)	A. Roberts, NY-J	23	27	324	14.1	78t	1
2)	D. Harris, Oak.	20	15	281	14.1	99t	1
3)	King, LA-C	23	8	318	13.8	73t	1
4)	C. Jones, Bal.-N.E.-Bal.	23	20	304	13.2	70t	1
5)	Cohen, Chi.	33	21	411	12.5	44	0
6)	Sherels, Min.	23	15	276	12.0	70	0
7)	Natson, LA-R	26	10	280	10.8	60	0
8)	Hill, K.C.	20	3	213	10.7	91t	1
9)	Erickson, Cin.	20	20	212	10.6	38	0
10)	**Carter, Phi.-Hou.**	**26**	**8**	**249**	**9.6**	**42**	**0**
11)	Rogers, Ind.	23	28	215	9.3	51	0
12)	Peppers, Cle.	25	22	219	8.8	33	0
13)	Switzer, Pit.	30	26	252	8.4	23	0
14)	Ervin, Hou.-Bal.	21	7	175	8.3	27	0
15)	*Kirk, Ariz	21	17	164	7.8	44	0
16)	Edelman, N.E.	20	11	154	7.7	25	0
17)	Hardy, Atl.	20	23	147	7.4	18	0
18)	Humphries, T.B.	21	15	139	6.6	16	0
19)	Lockett, Sea.	25	20	143	5.7	19	0

NFL / KICKOFF RETURN LEADERS

Rank	Player, Team	Ret	Yards	Avg	Long	TD
1)	Jennings, Ten.	22	698	31.7	94t	1
2)	A. Roberts, NY-J	40	1174	29.4	99t	1
3)	C. Patterson, N.E.	23	663	28.8	95t	1
4)	*Tr. Smith, K.C.	33	886	26.8	97	0
5)	Erickson, Cin.	40	1049	26.2	77	0
6)	Coleman, N.E.-NY-G	23	598	26.0	51	0
7)	*James, S.F.	23	580	25.2	97t	1
8)	King, LA-C	22	522	23.7	40	0
9)	Hall, Atl.	26	616	23.7	53	0
10)	D. Harris, Oak.	29	663	22.9	34	0
11)	C. Moore, Bal.	22	491	22.3	39	0
12)	Switzer, Pit.	30	607	20.2	35	0

WEEK 17 / THROUGH SUNDAY, DECEMBER 30, 2018

NFL / LEADERS IN INTERCEPTIONS

Rank	Player, Team	Int	Yards	Avg	Long	TD
1t)	Kazee, Atl.	7	54	7.7	33	0
1t)	Fuller, Chi.	7	52	7.4	35	0
1t)	Howard, Mia.	7	52	7.4	39	0
4)	Jackson, Chi.	6	81	13.5	41t	2
5t)	Williams, Cin.	5	131	26.2	58t	1
5t)	Ogletree, NY-G	5	61	12.2	20	2
7t)	Riley, NY-G	4	67	16.8	46	1
7t)	Randall, Cle.	4	59	14.8	50	0
7t)	Nelson, K.C.	4	53	13.3	35	0
7t)	J. Johnson, LA-R	4	46	11.5	35	0
7t)	Johnson, NY-J	4	38	9.5	31t	1
7t)	Adams, T.B.	4	34	8.5	16	0
7t)	Swearinger, Was.-Ariz	4	33	8.3	22	0
7t)	Poyer, Buf.	4	11	2.8	11	0
7t)	Byard, Ten.	4	1	0.3	1	0
7t)	Harmon, N.E.	4	0	0.0	0	0
7t)	*Jackson, Car.	4	0	0.0	0	0
18t)	*Reid, Hou.	3	128	42.7	101t	1
18t)	Jones, Mia.	3	109	36.3	54	1
18t)	Peters, LA-R	3	107	35.7	50t	1
18t)	Slay, Det.	3	107	35.7	67t	1
18t)	Butler, Ten.	3	90	30.0	56t	1
18t)	Lee, NY-J	3	82	27.3	36t	1
18t)	Norman, Was.	3	79	26.3	40	0
18t)	King, LA-C	3	75	25.0	42t	1
18t)	C. Harris, Den.	3	68	22.7	53t	1
18t)	Smith, Min.	3	66	22.0	52	0
18t)	Conley, Oak.	3	64	21.3	36t	1
18t)	Amukamara, Chi.	3	58	19.3	49t	1
18t)	K. Moore, Ind.	3	52	17.3	32	0
18t)	Littleton, LA-R	3	48	16.0	22	1
18t)	*Bates, Cin.	3	42	14.0	21t	1
18t)	Diggs, Det.	3	41	13.7	37t	1
18t)	McDonald, Mia.	3	41	13.7	31	0
18t)	Milano, Buf.	3	41	13.7	29	0
18t)	McDougald, Sea.	3	39	13.0	39	0
18t)	J. Jones, N.E.	3	34	11.3	28	0
18t)	Harris, Min.	3	33	11.0	33	0
18t)	Alonso, Mia.	3	30	10.0	15	0
18t)	*James, LA-C	3	30	10.0	23	0
18t)	*Ward, Cle.	3	26	8.7	26	0
18t)	Clinton-Dix, G.B.-Was.	3	25	8.3	24	0
18t)	E. Thomas, Sea.	3	25	8.3	25	0
18t)	**Douglas, Phi.**	**3**	**14**	**4.7**	**17**	**0**
18t)	Adams, Car.	3	11	3.7	18	0
18t)	Boston, Ariz	3	9	3.0	9	0
18t)	*Jackson, N.E.	3	9	3.0	9	0
18t)	Simmons, Den.	3	8	2.7	8	0
18t)	Gilchrist, Oak.	3	2	0.7	2	0
18t)	Hal, Hou.	3	2	0.7	2	0
18t)	Poole, Atl.	3	2	0.7	2	0
18t)	Ramsey, Jac.	3	0	0.0	0	0

WEEK 17 / THROUGH SUNDAY, DECEMBER 30, 2018

NFL / LEADERS IN SACKS

Rank	Player, Team	Sacks
1)	Donald, LA-R (DE)	20.5
2)	Watt, Hou. (DE)	16.0
3)	Jones, K.C. (DE)	15.5
4t)	Hunter, Min. (DE)	14.5
4t)	Miller, Den. (LB)	14.5
6)	Clark, Sea. (DE)	14.0
7)	Garrett, Cle. (DE)	13.5
8t)	Ford, K.C. (LB)	13.0
8t)	Cha. Jones, Ariz (DE)	13.0
8t)	Kerrigan, Was. (LB)	13.0
8t)	Watt, Pit. (LB)	13.0
12t)	Mack, Chi. (LB)	12.5
12t)	Pierre-Paul, T.B. (DE)	12.5
14t)	Buckner, S.F. (DT)	12.0
14t)	*Chubb, Den. (LB)	12.0
14t)	Jordan, N.O. (DE)	12.0
17t)	Campbell, Jac. (DE)	10.5
17t)	**Cox, Phi. (DT)**	**10.5**
17t)	Fackrell, G.B. (LB)	10.5
17t)	Lawrence, Dal. (DE)	10.5
17t)	J. Reed, Sea. (DT)	10.5
22)	Atkins, Cin. (DT)	10.0
23)	Ngakoue, Jac. (DE)	9.5
24t)	Addison, Car. (DE)	9.0
24t)	Autry, Ind. (DT)	9.0
24t)	**Bennett, Phi. (DE)**	**9.0**
24t)	Clowney, Hou. (LB)	9.0
24t)	Houston, K.C. (LB)	9.0
29)	Z. Smith, Bal. (LB)	8.5
30t)	Allen, Was. (DE)	8.0
30t)	Dunlap, Cin. (DE)	8.0
30t)	Heyward, Pit. (DE)	8.0
30t)	Rankins, N.O. (DT)	8.0
34t)	Flowers, N.E. (DE)	7.5
34t)	Hicks, Chi. (DE)	7.5
34t)	Ioannidis, Was. (DE)	7.5
34t)	Okwara, Det. (DE)	7.5
38t)	H. Anderson, NY-J (DE)	7.0
38t)	Casey, Ten. (DE)	7.0
38t)	Hughes, Buf. (DE)	7.0
38t)	Ingram, LA-C (DE)	7.0
38t)	Jenkins, NY-J (LB)	7.0
38t)	Judon, Bal. (LB)	7.0
38t)	Kennard, Det. (LB)	7.0
38t)	*Leonard, Ind. (LB)	7.0
38t)	McKinley, Atl. (DE)	7.0
38t)	Suggs, Bal. (LB)	7.0
38t)	Vernon, NY-G (LB)	7.0
49t)	Alexander, Buf. (LB)	6.5
49t)	Hargrave, Pit. (NT)	6.5
49t)	Irvin, Oak.-Atl. (DE)	6.5
49t)	**Long, Phi. (DE)**	**6.5**
49t)	Nassib, T.B. (DE)	6.5
49t)	Quinn, Mia. (DE)	6.5

WEEK 17 / THROUGH SUNDAY, DECEMBER 30, 2018

NFL / FUMBLE RECOVERIES

Rank	Player, Team	TotRec	OffRec	DefRec
1t)	Prescott, Dal.	7	7	0
1t)	*Rosen, Ariz	7	7	0
3t)	*L. Jackson, Bal.	5	5	0
3t)	Keenum, Den.	5	5	0
3t)	Mahomes, K.C.	5	5	0
3t)	**Wentz, Phi.**	**5**	**5**	**0**
7t)	Bailey, K.C.	4	0	4
7t)	Brees, N.O.	4	4	0
7t)	Roethlisberger, Pit.	4	4	0
7t)	Wilson, Sea.	4	4	0
11t)	**Clement, Phi.**	**3**	**3**	**0**
11t)	Clowney, Hou.	3	0	3
11t)	Cohen, Chi.	3	3	0
11t)	Cousins, Min.	3	3	0
11t)	Daniel, Chi.	3	3	0
11t)	Goff, LA-R	3	3	0
11t)	Houston, K.C.	3	0	3
11t)	Lattimore, N.O.	3	0	3
11t)	Luck, Ind.	3	3	0
11t)	Milano, Buf.	3	0	3
11t)	Miller, Den.	3	0	3
11t)	Peppers, Cle.	3	1	2
11t)	A. Smith, Was.	3	3	0
11t)	Watson, Hou.	3	3	0
11t)	T. Young, Bal.	3	1	2

NFL / OFFENSIVE FUMBLE RECOVERIES

Rank	Player, Team	Ret	Yards	Avg	Long	TD
1t)	Prescott, Dal.	7	0	0.0	0	0
1t)	*Rosen, Ariz	7	0	0.0	0	0
3t)	*L. Jackson, Bal.	5	0	0.0	0	0
3t)	Keenum, Den.	5	0	0.0	0	0
3t)	Mahomes, K.C.	5	0	0.0	0	0
3t)	**Wentz, Phi.**	**5**	**0**	**0.0**	**0**	**0**
7t)	Brees, N.O.	4	0	0.0	0	0
7t)	Roethlisberger, Pit.	4	0	0.0	0	0
7t)	Wilson, Sea.	4	0	0.0	0	0
10t)	**Clement, Phi.**	**3**	**0**	**0.0**	**0**	**0**
10t)	Cohen, Chi.	3	0	0.0	0	0
10t)	Cousins, Min.	3	0	0.0	0	0
10t)	Daniel, Chi.	3	0	0.0	0	0
10t)	Goff, LA-R	3	0	0.0	0	0
10t)	Luck, Ind.	3	0	0.0	0	0
10t)	A. Smith, Was.	3	0	0.0	0	0
10t)	Watson, Hou.	3	0	0.0	0	0

WEEK 17 / THROUGH SUNDAY, DECEMBER 30, 2018

NFL / DEFENSIVE FUMBLE RECOVERIES

Rank	Player, Team	Ret	Yards	Avg	Long	TD
1)	Bailey, K.C.	4	2	0.5	2t	1
2t)	Lattimore, N.O.	3	91	30.3	54	0
2t)	Miller, Den.	3	3	1.0	3	0
2t)	Clowney, Hou.	3	0	0.0	0t	1
2t)	Houston, K.C.	3	0	0.0	0	0
2t)	Milano, Buf.	3	0	0.0	0	0
7t)	T. Young, Bal.	2	74	37.0	62t	2
7t)	J. Smith, Dal.	2	69	34.5	69t	1
7t)	Van Noy, N.E.	2	46	23.0	46t	1
7t)	Baker, Ariz	2	34	17.0	36t	1
7t)	J. Coleman, Sea.	2	29	14.5	29t	1
7t)	*Ward, Cle.	2	29	14.5	20	0
7t)	Schobert, Cle.	2	26	13.0	26	0
7t)	Klein, N.O.	2	17	8.5	17	0
7t)	Peppers, Cle.	2	16	8.0	16	0
7t)	Lewis, Dal.	2	14	7.0	14	0
7t)	D. McCourty, N.E.	2	14	7.0	14	0
7t)	Ebukam, LA-R	2	11	5.5	11t	1
7t)	Apple, NY-G-N.O.	2	2	1.0	2	0
7t)	Hilton, Pit.	2	2	1.0	2	0
7t)	J. Reed, Sea.	2	2	1.0	2	0
7t)	*Reid, Hou.	2	1	0.5	1	0
7t)	Chickillo, Pit.	2	0	0.0	0	0
7t)	Clark, Sea.	2	0	0.0	0	0
7t)	Clark, G.B.	2	0	0.0	0	0
7t)	Colvin, Hou.	2	0	0.0	0	0
7t)	David, T.B.	2	0	0.0	0	0
7t)	Davis, Car.	2	0	0.0	0	0
7t)	Donald, LA-R	2	0	0.0	0	0
7t)	M. Foster, Was.	2	0	0.0	0	0
7t)	Fowler, Jac.-LA-R	2	0	0.0	0	0
7t)	Hankins, Oak.	2	0	0.0	0	0
7t)	Jenkins, NY-J	2	0	0.0	0	0
7t)	T. Johnson, Sea.-Min.	2	0	0.0	0	0
7t)	*Leonard, Ind.	2	0	0.0	0	0
7t)	Love, Car.	2	0	0.0	0	0
7t)	Mack, Chi.	2	0	0.0	0	0
7t)	Poole, Atl.	2	0	0.0	0	0
7t)	Smith, Min.	2	0	0.0	0	0
7t)	*Speaks, K.C.	2	0	0.0	0	0
7t)	Suh, LA-R	2	0	0.0	0	0

WEEK 17 / THROUGH SUNDAY, DECEMBER 30, 2018

Team/Offense Rank (Within League)

BAL	BUF	CIN	CLE	DEN	HOU	IND	JAX	KC	LAC	MIA	NE	NYJ	OAK	PIT	TEN		ARI	ATL	CAR	CHI	DAL	DET	GB	LAR	MIN	NO	NYG	PHI	SF	SEA	TB	WAS
9	30	26	13	19	15	7	27	1	11	31	5	29	23	4	25	**TYds/G**	32	6	10	21	22	24	12	2	20	8	17	14	16	18	3	28
25	31	24	12	18	17	11	30	1	3	26	9	29	21	6	23	**TYds/P**	32	5	8	20	22	27	13	2	19	7	10	15	14	16	4	28
2	9	21	14	12	8	20	19	16	15	18	5	26	25	31	7	**RYds/G**	32	27	4	11	10	23	22	3	30	6	24	28	13	1	29	17
15	21	8	11	4	19	22	26	6	7	9	20	29	23	24	16	**RshAvg**	32	13	1	27	14	28	2	3	25	17	10	30	12	5	31	18
22	31	24	14	19	17	6	26	3	10	30	8	25	18	2	29	**PsYd/G**	32	4	16	21	23	20	9	5	13	12	11	7	15	27	1	28
23	31	27	13	24	12	9	30	1	5	26	6	28	19	8	20	**PasAvg**	32	7	16	14	22	25	21	3	18	4	17	10	11	15	2	29
5	32	18	27	21	8	16	19	12t	17	25	11	28	9	20	23	**%HdInt**	29	2	24	22	4	14	1	15	7	3	12t	10	30	6	31	26
7	21	17	13	8	32	1	26	5	14	30	3	18	25	2	29	**Sac/PP**	27	16	6	10	28	19	22	9	12	4	20	15	24	31	11	23
7	27	23	21	20	14	6	29	3	13	31	8	30	24	4	26	**1D/Gm**	32	10	9	16	19	18	15	1	22	5	25	11	12	17	2	28
6	30	21	27	28	20	1	14	2	16	31	13	29	19	8	15	**3D Eff**	32	4	9	11	10	25	23	5	26	7	22	12	18	17	3	24
14	31	18	28t	11t	6	26	25	3	1	8	20t	20t	27	7	15	**4D Eff**	32	19	24	11t	16	9	20t	30	28t	2	11t	10	20t	4	5	17
5	21	7	12	32	15	13	11	3	8	9	18	1	4	17	14	**PR Avg**	16	19	20	2	31	26	22	10	6	24	28	23	29	30	27	25
18	24	5	28	27	9	29	25	8	13	12	2	3	15	31	1	**KR Avg**	22	17	16	32	20	11	21	23	6	10	7	19	4	14	26	30
4	31	28	20	18	26	8	14	15	32	23	13	9	29	27	5	**GPntAv**	1	25	12	21	19	16	24	7	17	6	10	2	30	3	22	11
16	31	20	30	28	22	3	11	14	32	26	19	13	29	27	8	**NPntAv**	5	15	12	17	18	21	25	2	10	1	7	4	23	6	24	9
13	30	17	20	24	11	5	31	1	6t	26	4	23	28	6t	27	**Pts/Gm**	32	10	14t	9	22	25	14t	2	19	3	16	18	21	6t	12	29
8	26	21	28	25	12	15	11	10	20	7	16t	5	16t	31	14	**FG%**	30	3	6	27	24	13	23	19	32	4	2	18	1	22	29	9

Opponent/Defense Rank (Within League)

BAL	BUF	CIN	CLE	DEN	HOU	IND	JAX	KC	LAC	MIA	NE	NYJ	OAK	PIT	TEN		ARI	ATL	CAR	CHI	DAL	DET	GB	LAR	MIN	NO	NYG	PHI	SF	SEA	TB	WAS
1	2	32	30	22	12	11	5	31	9	29	21	25	26	6	8	**TYds/G**	20	28	15	3	7	10	18	19	4	14	24	23	13	16	27	17
2	3	29	15	19	9	13	5	24	12	30	20	21	32	6	7	**TYds/P**	10	27	26	1	8	17	14	28	4	18	22	23	11	25	31	16
4	16	29	28	21	3	8	19	27	9	31	11	26	30	6	18	**RYds/G**	32	25	12	1	5	10	22	23	15	2	20	7	14	13	24	17
3	10	25	24	17	1	6	14	31	12	26	29	19	22	9	15	**RshAvg**	27	28	23	4	5	16	13	32	8	2	11	21	7	30	20	18
5	1	32	25	20	28	16	2	31	9	21	22	24	19	10	6	**PsYd/G**	4	27	18	7	13	8	12	14	3	29	23	30	11	17	26	15
2	3	29	10	23	18	20	5	12	11	31	9	19	32	7	8	**PasAvg**	6	24	26	1	15	25	21	22	4	28	27	13	14	17	30	16
22	4	24	11	5	13	10	19	16	17	2	6	18	7	28	23	**%HdInt**	30	12	14	1	26	29	31	3	15	21	8	27	32	20	25	9
13	15t	29	28	10	17	21	14	8	22	27	31	24	32	3	15t	**Sac/PP**	2	26	25	9	18	4	7	12	1	6	30	20	23	11	19	5
2	4	29	31	16	5t	11t	3	32	10	26	17t	24	14t	14t	5t	**1D/Gm**	28	30	11t	1	9	11t	21	17t	7	22	25	8	23	19	27	20
3	8	32	7	17	20	23	14	25	18	28	16	2	30	9	10	**3D Eff**	15	31	19	4	27	11	13	12	1	24	26	6	21	5	22	29
10t	14t	26	27	14t	22t	7	1	28t	16t	4	2	25	28t	13	16t	**4D Eff**	24	31	20t	18	5	12	28t	22t	8	9	32	19	20t	6	10t	3
25	20	9	30	29	10t	1	2	4	22	28	26	12	18	32	21	**PR Avg**	23	8	14	10t	16	31	27	19	5	3	7	6	13	15	17	24
19	10	18	24	4	3	9	1	11	8	30	26	21	22	5	32	**KR Avg**	7	17	23	28	31	14	29	12	20	15t	2	13	25	27	6	15t
8	13	3	7	22	28	16	32	9	30	2	1	5	29	10	25	**GPntAv**	20	24	21	12	14	19	18	11	17	4	27	26	6	15	31	23
7	19	4	8	24	18	25	22	2	17	1	3	5	16	13	12	**NPntAv**	11	30	28	6	20	21	26	9	15	10	31	27	14	23	32	29
2	18	30	21	13	4t	10	4t	24	8	27	7	29	32	16t	3	**Pts/Gm**	26	25	19	1	6	16t	22	20	9	14	23	12	28	11	31	15
6	23t	29t	10	12	21	16	20	13t	5	4	17	13t	11	13t	26	**FG%**	8	32	19	31	27	1	3	25	29t	2	22	18	23t	7	28	9

MURAL PAINTING WITH PHILADELPHIA CHILDREN'S ALLIANCE

TUESDAY, DECEMBER 18, 2018

Location: Lincoln Financial Field

Eagles Participation: Mack Hollins, Jordan Mailata, Joe Ostman, Halapoulivaati Vaitai

The Philadelphia Children's Alliance (PCA) is an independent non-profit organization that promotes healing and justice for sexually abused children in Philadelphia.

As a way to show support for PCA, its impact in the community and the hundreds of families it serves throughout the year, the Eagles and Mural Arts Philadelphia teamed up on Tuesday to paint a mural for PCA's North Philadelphia office.

Mural Arts Philadelphia is the nation's largest public art program, dedicated to the belief that art ignites change.

As a 2018 Eagles Care partner, PCA works closely with the team on various efforts that help to raise their profile in the community. For more info, please visit www.PhilaChildrensAlliance.org.

Mack Hollins

Halapoulivaati Vaitai

Jordan Mailata

Eagles Care

*During the NFL season, Mondays and Tuesdays are typically non-practice days for the team. Many Eagles players use this opportunity to enhance the quality of life for residents in the Delaware Valley through the **Eagles Care Community Tuesday** initiative.*

Saturday, May 18, 2019

www.EaglesAutismChallenge.org

Within the past year, autism prevalence has increased from one in 68 children to one in 59. It is one of the fastest-growing developmental disorders in the country, yet autism has been historically underfunded, misunderstood and under-researched.

The Eagles Autism Challenge is the team's signature cycling and 5K run/walk fundraising event dedicated to supporting innovative autism research and programs.

The charity event was spearheaded by Eagles Chairman and CEO Jeffrey Lurie in an effort to bring thought leaders in the field of autism together. By providing critical resources to forward-thinking institutions, driving scientific discoveries and helping to establish Philadelphia as a hub for autism research and care, the Eagles Autism Challenge is creating a major shift from *awareness* to *action*.

On May 19, 2018, the inaugural event kicked off at the corner of 1 Lincoln Financial Field Way and Pattison Avenue. Led by Jeffrey Lurie, head coach Doug Pederson, players, coaches, alumni, cheerleaders and SWOOP, the Eagles Autism Challenge, in its first year, raised more than $2.5 million for autism research.

A total of 3,319 participants came out to bike, run and walk for the cause, while a remarkable 24,700 donors across 20 countries supported their fundraising efforts.

In partnership with the founding beneficiaries - Children's Hospital of Philadelphia, Drexel University, and Thomas Jefferson University and Jefferson Health - along with Philadelphia institutions that specialize in autism research, we are bringing fresh ways of thinking to the field. One hundred percent of the participant-raised funds directly support autism research.

What we learn will be shared both nationally and globally so that we can continue to transform lives and advance autism research.

EAGLES CHARITABLE FOUNDATION

Jake Elliott

EAGLES CHARITABLE FOUNDATION

Founded in 1995, Eagles Charitable Foundation (ECF) is a 501(c)(3) public charity committed to improving the health outcomes for youth in the Greater Philadelphia area.

ECF leverages the star power of the Philadelphia Eagles and uses its unique platform to focus on two specific areas of need in the community: **providing vital eye care for underserved youth** and **investing key resources into autism research and services**.

In order to have this monumental impact on the community, public and individual donors are called upon to lend a helping hand. The Eagles, corporations, foundations and kindhearted individuals have all played an integral role in supporting the more than one million children in the tri-state region that ECF has assisted since its inception.

Jeffrey Lurie

Give Kids Sight Day

Give Kids Sight Day provides free vision screenings and eyeglasses to uninsured and underinsured children from the surrounding area. ECF and partnering organizations typically treat more than 1,000 children on this single day of free vision care.

Eagles Radiothon

EAGLES RADIOTHON
BENEFITING EAGLES CHARITABLE FOUNDATION
94WIP
PRESENTED BY Santander

In partnership with SportsRadio 94WIP, the Eagles Radiothon offers fans the opportunity to bid on exclusive sports and entertainment experiences involving their favorite Eagles players and 94WIP personalities. All proceeds support ECF.

Eagles Glasses Lab

The Eagles Glasses Lab travels in tandem with the Eagles Eye Mobile and makes students' glasses on-site. It only takes a few minutes to make a pair of glasses. Students walk away with their world transformed right before their eyes.

EAGLES EYE MOBILE

Jermane Mayberry

Co-founder & Pro Bowl guard

Travels to a different school each day to make free comprehensive vision care accessible for local youth. Each child receives an eye exam and if needed, prescription glasses are made on the spot by an optician in the accompanying Eagles Glasses Lab.

82,100+
Number of children provided with vision care (since 1995)

57,200+
Number of eyeglasses provided (since 1995)

EAGLES IN THE COMMUNITY

As proud Philadelphians who take their responsibility to the community seriously, the Eagles believe there is no offseason to good citizenship.

Since Jeffrey Lurie became owner in 1994, the Eagles have generously contributed more than $25 million in charitable giving to organizations and neighborhoods throughout the Greater Philadelphia region. Under Lurie's direct leadership and guidance, the Eagles continue to strengthen and support these organizations through joint effort partnerships, all based on the belief that strong non-profits build strong communities.

The Eagles host a variety of events and campaigns that aim to inspire, motivate and educate. As a professional football team, the Eagles have a unique platform to reach the community and have long-lasting effects.

The team takes great pride in serving the fans, local non-profits and the region at large, because to the Eagles, making the Delaware Valley proud is just as important off the field as it is on it.

Doug Pederson

Nigel Bradham

SOARING TO NEW HEIGHTS IN THE DELAWARE VALLEY

Eagles Care

2018 Eagles Care Partners

Laurel House, Philadelphia Children's Alliance, variety

2017 Eagles Care Partners

Dignity Housing, Wooden Boat Factory, Ryan's Case of Smiles

2016 Eagles Care Partners

ASAP After School Activities Partnerships, Living Beyond Breast Cancer, Manna, Summer Search

Eagles Care

The Eagles Care initiative connects the team with local charitable organizations and works to strengthen each partner's impact in the community. At the end of the season, each non-profit group becomes an extension of the Eagles Care family where they continue to work closely with the team on community outreach events, while utilizing their newfound strengths to assist future Eagles Care partners.

2015 Eagles Care Partners

Family Lives On, Greener Partners, Northern Children's Services, Steppingstone Scholars, Inc

2014 Eagles Care Partners

The Center for Grieving Children, Habitat for Humanity Philadelphia, PHS

2013 Eagles Care Partners

Bringing Hope Home, Coalition Against Hunger, Cradles to Crayons, Riverbend Environmental Education Center

Community Mondays

Mack Hollins

Eagles players use their day off during the season to positively impact the region by visiting local children's hospitals, elementary schools, retirement and environmental centers, food pantries and more.

Huddle Up for Autism

This family-fun day at Lincoln Financial Field sets out to educate, raise awareness and fundraise for CHOP's Center for Autism Research. The signature event is designed specifically for individuals on the autism spectrum and their families.

Youth Football

Brandon Graham

The Eagles work with community groups to ensure that the game of football is being taught properly and that it continues to grow at the youth level. These partnerships outfit football programs with new equipment, create experiences and inspire young athletes.

Eagles Care Summit

Strong non-profits build strong communities. The annual Eagles Care Summit brings together representatives from nearly 100 charitable organizations across the Greater Philadelphia region for a day of networking and capacity building.

Playground Build

The entire Eagles organization teams up with a local elementary school and helps revitalize its playground. What was once a barren school yard transforms into a beautiful new space for play and recreation through this initiative.

NFL PLAY 60

With obesity rates in children nearly tripling, the Eagles have implemented the NFL PLAY 60 program into their community efforts as a way to encourage healthy eating and 60 minutes of daily exercise.

"You are a huge part of our Eagles family!"

-- Chairman and CEO Jeffrey Lurie to the millions of Eagles fans at the Parade of Champions on February 8, 2018.

The connection between the team and Eagles fans around the world has always been a special bond. As a result of the relentless passion and fan support that is on full display throughout the year, the Eagles make it a priority to offer unique experiences that engage the fanbase and create lifelong memories.

Annual events like Junior Pro Day, Junior Cheer Clinic, Football Festival for Women, Training Camp open practices and the Fantasy Draft Party, among others, have allowed fans to connect with their favorite team, players and franchise legends. Many of these programs have even developed into family traditions for some, bringing together loved ones from all over the country.

There is an Eagles experience for everyone, from the most veteran fan to the youngest.

Carson Wentz

Eagles Hall of Fame Brunch


Training Camp Open Practices

Fantasy Draft Party at Lincoln Financial Field

Junior Pro Day

Halloween Party

Junior Cheer Clinic

Football Festival for Women

GO GREEN PROGRAM

GREEN EFFORTS



The Eagles believe the path to sustainability is a journey, not a destination. With the opening of Lincoln Financial Field in 2003, the team's road to becoming an eco-friendly operation began.

What started with a blue recycling bin under each employee's desk has grown into a company-wide sustainability program that is reducing the organization's overall impact on the environment in a financially-responsible manner.

With the help of partners and fans, the Eagles have been able to develop a multi-year curriculum and action plan that incorporates green energy production, recycling, composting, energy efficiency and reforestation, among other ventures.

The Eagles, who wear the color "green" with pride, are committed to serving as environmental stewards for a community that gives so much to them throughout the year.

SOLAR & WIND ENERGY

In March 2012, the Eagles and NRG announced a sustainable energy partnership, which made the organization's vision of clean power at Lincoln Financial Field a reality. When the project became fully operational in February 2013, it allowed the Eagles' home in Philadelphia to be among the greenest major sports facilities in the world.

SOLAR & WIND STATISTICS

- One of the largest solar power systems in the NFL
- Produces around four megawatts of energy annually
- Four megawatts equates to roughly 33% of the team's annual energy usage and is about six times the amount of power needed for all of the team's 10 home games each season
- Through the purchase of renewable energy credits, 100% of the team's operations are powered by the sun and wind

WIND TURBINE FACTS

- 14 total
- Height: 15 feet
- Width: 9.8 feet
- Weight: 1,016 pounds



SOLAR PANEL FACTS

- 11,108 total
- 274,848 total square feet
- North Parking Lot: 8,096 panels
- Roof: 1,452 panels
- Solar Wing: 1,380 panels
- 11th Street Pavilion: 180 panels



GO GREEN PARTNERS

aramark
Braskem
Flik HOSPITALITY GROUP
nrg
WASTEMASTERS SOLUTIONS

SUSTAINABILITY & ENVIRONMENTAL BIRDSEED

- **Awarded LEED Gold certification by the U.S. Green Building Council for its commitment to operational sustainability**
- **Became the first pro sports team to achieve ISO 20121 certification, an international standard for sustainability procedures**
- **Through the team's energy-from-waste program, the Eagles divert more than 99% of their waste from landfills**
- **The installation of water filtration fountains at the team's facilities have saved more than 131,000 water bottles since 2015**
- **With the help of The Conservation Fund, the Eagles offset 100% of all team travel through the "Go Zero" program**
- **The team supports reforestation projects by planting trees in various cities, including the "Eagles Forest" in Bensalem, PA**
- **Cups and flatware are created from bio-plastics which biodegrade in just 45 days**
- **To conserve energy, lower-wattage light bulbs and automatic sensors/timers have been installed in team facilities**
- **Two onsite bio-digesters help decompose pre-consumer food waste to eliminate the need for landfill disposal**

LINCOLN FINANCIAL FIELD

Awarded LEED Gold certification in December 2018 by the U.S. Green Building Council for its operational commitment to sustainability.

Home to the Super Bowl LII Champion Philadelphia Eagles, Lincoln Financial Field is a prime destination for world-class entertainment that continues to offer a high-quality experience to fans in a safe, clean and friendly environment.

In addition to 10 Eagles home games each season, Lincoln Financial Field has become famous for showcasing high-profile sporting events and unique experiences throughout the year.

Since opening in August 2003, Lincoln Financial Field has hosted 32 star-studded concerts, in addition to welcoming some of the world's most distinguished soccer clubs and serving as the home to Temple University football and the historic Army-Navy game. The stadium has also hosted multiple NCAA Lacrosse Championships and many other marquee events.

A state-of-the-art facility located in the heart of Philadelphia, Lincoln Financial Field has become one of the world's most admired stadiums for sports and entertainment due to its commitment to the fan experience.

BY THE NUMBERS	
Broke Ground	May 7, 2001
Opened	August 3, 2003
Revitalized	Feb. '12 - Aug. '14
Capacity	69,696
Executive Suites	172
Concessions	62
HD Televisions	1,185
Wi-Fi Connections	45,000
North End Zone HD Video Board	5,184 square feet
South End Zone HD Video Board	4,320 square feet
Concerts	32
Soccer Matches	23
Home Record (Regular Season + Playoffs)	77-52 (.597)
Twitter	@LFFStadium

Former Vice President Joe Biden

Sylvester Stallone

$125M Stadium Revitalization
(Feb. 2012 to Aug. 2014)

- Two video boards (9,504 sq. ft.)
- 360° LED ribbon-board displays
- Two upper concourse bridges
- 1,626 additional seats
- 1,185 brand-new HD TVs
- Club and suite enhancements
- Upgraded team imagery
- Integrated Wi-Fi system

Axalta Tunnel Club
(Opened in August 2016)

- 1,400 sq. ft. premium lounge space
- 58 seats behind end zone equipped with:
  - USB charging stations
  - Microsoft Surface tablets
  - Storage space & in-seat service
- All-inclusive food and beverage
- Behind-the-scenes access to Eagles tunnel

HOME TO THE SUPER BOWL LII CHAMPION PHILADELPHIA EAGLES

South Jersey Native
Mike Trout

WORLD TOURS & CONCERTS

- July 30, 2018: Jay-Z & Beyoncé
- July 14, 2018: Taylor Swift
- July 13, 2018: Taylor Swift
- June 9, 2018: Kenny Chesney
- June 18, 2017: U2
- May 12, 2017: Metallica
- September 29, 2016: Beyoncé
- August 6, 2016: Coldplay
- July 14, 2016: Guns N' Roses
- June 25, 2016: Kenny Chesney
- June 5, 2016: Beyoncé
- September 1, 2015: One Direction
- August 30, 2015: Kevin Hart
- July 11, 2015: Kenny Chesney
- June 13, 2015: Taylor Swift
- June 12, 2015: Taylor Swift
- August 15, 2014: Luke Bryan
- August 14, 2014: One Direction
- August 13, 2014: One Direction
- July 20, 2013: Taylor Swift
- July 19, 2013: Taylor Swift
- June 8, 2013: Kenny Chesney
- June 16, 2012: Kenny Chesney
- August 6, 2011: Taylor Swift
- July 14, 2011: U2
- June 18, 2011: Kenny Chesney
- June 27, 2009: Kenny Chesney
- July 19, 2008: Kenny Chesney
- June 23, 2007: Kenny Chesney
- August 11, 2003: Bruce Springsteen
- August 9, 2003: Bruce Springsteen
- August 8, 2003: Bruce Springsteen


Kenny Chesney

Metallica

Beyoncé

THE ARMY-NAVY GAME

ARMY-NAVY HISTORY (LFF)

- December 8, 2018: Army, 17-10
- December 9, 2017: Army, 14-13
- December 12, 2015: Navy, 21-17
- December 14, 2013: Navy, 34-7
- December 8, 2012: Navy, 17-13
- December 11, 2010: Navy, 31-17
- December 12, 2009: Navy, 17-3
- December 6, 2008: Navy, 34-0
- December 2, 2006: Navy, 26-14
- December 3, 2005: Navy, 42-23
- December 4, 2004: Navy, 42-13
- December 6, 2003: Navy, 34-6

NATIONAL & INTERNATIONAL SOCCER MATCHES

- July 25, 2018: Bayern Munich vs. Juventus
- July 19, 2017: USA vs. El Salvador (Gold Cup)
  Costa Rica vs. Panama (Gold Cup)
- June 14, 2016: Chile vs. Panama (Copa America)
- June 11, 2016: USA vs. Paraguay (Copa America)
- June 9, 2016: Uruguay vs. Venezuela (Copa America)
- July 26, 2015: CONCACAF Gold Cup Final
  Mexico vs. Jamaica
- August 2, 2014: A.S. Roma vs. Inter Milan
- August 11, 2012: Real Madrid vs. Celtic
- August 10, 2011: USA vs. Mexico (men)
- July 23, 2011: Philadelphia Union vs. Real Madrid
- May 29, 2010: USA vs. Turkey (men)
- May 15, 2010: Philadelphia Union vs. FC Dallas
- April 10, 2010: Philadelphia Union vs. DC United
- July 18, 2009: USA vs. Panama (Gold Cup)
  Canada vs. Honduras (Gold Cup)
- September 13, 2008: USA vs. Ireland (women)
- November 6, 2004: USA vs. Denmark (women)
- August 2, 2004: A.C. Milan vs. Chelsea
- July 28, 2004: Manchester United vs. Glasgow Celtic
- September 25, 2003: Women's World Cup
- September 20, 2003: Women's World Cup
- August 3, 2003: Manchester United vs. FC Barcelona

STADIUM ENTERTAINMENT & FAN ENGAGEMENT

PAVING THE ROAD TO VICTORY!

In May 2016, the "Eagles FanWalk" was constructed outside of the Northeast entrance gate at Lincoln Financial Field. This honorary walkway, which showcases the passion that fans have for the Eagles and their families, features more than 3,800 personally engraved pavers that line the way for guests entering the stadium. The "Eagles FanWalk" ensures that each member engraved across the pathway will have a special place in Eagles history.