SUNDAY, DEC. 9, 2018 • AT&T STADIUM

PHILADELPHIA EAGLES
GAME NOTES

PHILADELPHIA EAGLES GAME NOTES

PHILADELPHIA EAGLES (6-6)
Head Coach: **Doug Pederson** (3rd Year)
Division: NFC East (T-2nd)

DALLAS COWBOYS (7-5)
Head Coach: **Jason Garrett** (8th Year)
Division: NFC East (1st)

SUNDAY, DEC. 9, 2018 • 4:25 PM (FOX) • AT&T STADIUM (100,000)

- Philadelphia owns a 6-4 all-time record vs. Dallas at AT&T Stadium. The Eagles have won 6 of their last 8 games at the venue, including 4 of their last 5 overall.
- Philadelphia defeated the Cowboys, 37-9, in last season's road game at Dallas on 11/19/17, which tied for the club's largest margin of victory (+28) in 2017. The Eagles, who trailed 9-7 at halftime, scored 30 unanswered points in the second half, including 4 TDs (2 passing, 1 rushing, 1 fumble recovery) and two 2-point conversions.

BROADCAST INFORMATION

TELEVISION (ESPN)
Joe Buck (play-by-play)
Troy Aikman (analyst) • **Erin Andrews** (sideline)

EAGLES RADIO (94 WIP)
Merrill Reese (play-by-play)
Mike Quick (analyst) • **Howard Eskin** (sideline)

EAGLES SPANISH RADIO (WTTM 1680 AM)
Rickie Ricardo (play-by-play)
Gus Salazar (analyst) • **Maria Berral** (reporter)

2018 RANKINGS

OFFENSE

Category	EAGLES Stats	EAGLES Rk	COWBOYS Stats	COWBOYS Rk
Total Offense	360.8	17	331.8	25
Rush Offense	103.3	23	131.6	6
Pass Offense	257.5	12	200.3	27
Points Per Game	21.5	21	20.6	24
3rd-Down Off. %	40.5	11	39.0	17
4th-Down Off. %	50.0	20t	61.5	12t
Red Zone Off. (TD%)	55.8	19	48.7	26

DEFENSE

Category	EAGLES Stats	EAGLES Rk	COWBOYS Stats	COWBOYS Rk
Total Defense	368.0	21	318.2	5
Rush Defense	103.7	10	91.3	4
Pass Defense	264.3	26	226.9	7
Points Per Game	22.2	12	18.6	2
3rd-Down Def. %	36.2	5	42.8	27t
4th-Down Def. %	66.7	26	25.0	2
Red Zone Def. (TD%)	46.5	4	45.5	3

TEAM

Category	EAGLES Stats	EAGLES Rk	COWBOYS Stats	COWBOYS Rk
Turnover Diff.	(-8)	26t	(+2)	14t
Penalties/Game	6.1	10t	5.7	5t
Penalty Yards/Game	52.0	12	49.0	5

PRESEASON (1-3)

PRESEASON 1	PRESEASON 2	PRESEASON 3	PRESEASON 4
THU • AUG 9	THU • AUG 16	THU • AUG 23	THU • AUG 30
7:00 PM	7:30 PM	8:00 PM	7:00 PM
LINCOLN FINANCIAL FIELD	GILLETTE STADIUM	FIRSTENERGY STADIUM	LINCOLN FINANCIAL FIELD
L, 14-31	L, 20-37	L, 0-5	W, 10-9

REGULAR SEASON (6-6)

WEEK 1	WEEK 2	WEEK 3	WEEK 4
THU • SEP 6	SUN • SEP 16	SUN • SEP 23	SUN • SEP 30
8:20 PM	1:00 PM	1:00 PM	1:00 PM
LINCOLN FINANCIAL FIELD	RAYMOND JAMES STADIUM	LINCOLN FINANCIAL FIELD	NISSAN STADIUM
W, 18-12	L, 21-27	W, 20-16	L, 23-26 (OT)

WEEK 5	WEEK 6	WEEK 7	WEEK 8
SUN • OCT 7	THU • OCT 11	SUN • OCT 21	SUN • OCT 28
4:25 PM	8:20 PM	1:00 PM	9:30 AM
LINCOLN FINANCIAL FIELD	METLIFE STADIUM	LINCOLN FINANCIAL FIELD	WEMBLEY STADIUM
L, 21-23	W, 34-13	L, 17-21	W, 24-18

WEEK 10	WEEK 11	WEEK 12	WEEK 13
SUN • NOV 11	SUN • NOV 18	SUN • NOV 25	MON • DEC 3
8:20 PM	4:25 PM	1:00 PM	8:15 PM
LINCOLN FINANCIAL FIELD	MERCEDES-BENZ SUPERDOME	LINCOLN FINANCIAL FIELD	LINCOLN FINANCIAL FIELD
L, 20-27	L, 7-48	W, 25-22	W, 28-13

WEEK 14	WEEK 15	WEEK 16	WEEK 17
SUN • DEC 9	SUN • DEC 16	SUN • DEC 23	SUN • DEC 30
4:25 PM	8:20 PM	1:00 PM	1:00 PM
AT&T STADIUM	L.A. MEMORIAL COLISEUM	LINCOLN FINANCIAL FIELD	FEDEXFIELD
FOX	NBC	CBS	FOX

Lincoln Financial Field®

/PhiladelphiaEagles
@philadelphiaeagles
@Eagles
@eagles

FLY EAGLES FLY

www.philadelphiaeagles.com

HOME | AWAY | LONDON

WILD CARD JAN 5-6 • **DIVISIONAL** JAN 12-13 • **CHAMPIONSHIP** JAN 20 • **PRO BOWL** JAN 27 • **SUPER BOWL LIII** FEB 3

DALLAS COWBOYS / WEEK 13 / THROUGH SUNDAY, DECEMBER 2, 2018

WON 7, LOST 5

09/09	L 8-16	at Carolina	74,532
09/16	W 20-13	N.Y. Giants	90,512
09/23	L 13-24	at Seattle	69,047
09/30	W 26-24	Detroit	90,155
10/07	L 16-19 OT	at Houston	72,008
10/14	W 40- 7	Jacksonville	90,767
10/21	L 17-20	at Washington	66,301
11/05	L 14-28	Tennessee	90,466
11/11	W 27-20	at Philadelphia	69,696
11/18	W 22-19	at Atlanta	74,447
11/22	W 31-23	Washington	92,076
11/29	W 13-10	New Orleans	93,004
12/09		Philadelphia	
12/16		at Indianapolis	
12/23		Tampa Bay	
12/30		at N.Y. Giants	

	Dal.	Opp.
TOTAL FIRST DOWNS	232	221
Rushing	91	68
Passing	122	139
Penalty	19	14
3rd Down: Made/Att	62/159	65/152
3rd Down Pct.	39.0	42.8
4th Down: Made/Att	8/13	2/8
4th Down Pct.	61.5	25.0
POSSESSION AVG.	30:55	29:05
TOTAL NET YARDS	3982	3818
Avg. Per Game	331.8	318.2
Total Plays	745	725
Avg. Per Play	5.3	5.3
NET YARDS RUSHING	1579	1095
Avg. Per Game	131.6	91.3
Total Rushes	335	298
NET YARDS PASSING	2403	2723
Avg. Per Game	200.3	226.9
Sacked/Yards Lost	45/272	33/204
Gross Yards	2675	2927
Att./Completions	365/243	394/271
Completion Pct.	66.6	68.8
Had Intercepted	5	8
PUNTS/AVERAGE	49/45.0	53/44.0
NET PUNTING AVG.	49/39.6	53/40.0
PENALTIES/YARDS	68/588	58/427
FUMBLES/BALL LOST	18/7	15/6
TOUCHDOWNS	25	24
Rushing	11	7
Passing	14	16
Returns	0	1

* SCORE BY PERIODS	Q1	Q2	Q3	Q4	OT	PTS
TEAM	59	57	43	88	0	247
OPPONENTS	14	70	52	84	3	223

* SCORING	TD	Ru	Pa	Rt	K-PAT	FG	S	PTS
Maher	0	0	0	0	23/24	24/28	0	95
Elliott	9	6	3	0			0	54
Prescott	5	5	0	0			0	32
Cooper LG	4	0	4	0			0	24
Cooper TM	3	0	3	0			0	18
Austin	2	0	2	0			0	12
Beasley	2	0	2	0			0	12
Hurns	2	0	2	0			0	12
Gallup	1	0	1	0			0	6
Swaim	1	0	1	0			0	6
TEAM	25	11	14	0	23/24	24/28	0	247
OPPONENTS	24	7	16	1	22/23	19/21	0	223

2-Pt Conv: Prescott, TM 1-1, OPP 0-1

SACKS: Lawrence 8.5, Crawford 4.5, Gregory 4, J. Smith 4, A. Brown 2, M. Collins 2, A. Woods 1.5, Charlton 1, Frazier 1, Irving 1, Ross 1, D. Wilson 1, Armstrong 0.5, Lee 0.5, Reid 0.5, TM 33, OPP 45

FUM/LOST: Prescott 11/5, Elliott 4/1, Cooper(LG) 1/1, Cooper(TM) 1/1, Hurns 1/0, Looney 1/0

* PASSING	Att	Cmp	Yds	Cmp%	Yds/Att	TD	TD%	Int	Int%	Long	Sack/Lost	Rating
Prescott	364	243	2675	66.8	7.35	14	3.8	5	1.4	90t	45/ 272	95.4
Beasley	1	0	0	0.0	0.00	0	0.0	0	0.0	---	0/ 0	39.6
TEAM	365	243	2675	66.6	7.33	14	3.8	5	1.4	90t	45/ 272	95.2
OPPONENTS	394	271	2927	68.8	7.43	16	4.1	8	2.0	53t	33/ 204	95.4

* RUSHING	No.	Yds	Avg	Long	TD
Elliott	240	1150	4.8	41	6
Prescott	63	301	4.8	28	5
R. Smith	23	58	2.5	9	0
Austin	6	55	9.2	18	0
Lewis	2	12	6.0	7	0
Cooper LG	1	9	9.0	9	0
Heath	1	3	3.0	3	0
TEAM	335	1579	4.7	41	11
OPPONENTS	298	1095	3.7	32	7

* RECEIVING	No.	Yds	Avg	Long	TD
Elliott	53	423	8.0	38t	3
Cooper LG	52	704	13.5	90t	4
Cooper TM	30	424	14.1	90t	3
Beasley	48	468	9.8	21	2
Swaim	26	242	9.3	43	1
Gallup	23	380	16.5	49t	1
Hurns	17	228	13.4	33	2
De. Thompson TM	14	124	8.9	15	0
Austin	7	130	18.6	64t	2
Jarwin	7	79	11.3	16	0
Schultz	5	39	7.8	17	0
R. Smith	5	30	6.0	14	0
Gathers	2	46	23.0	32	0
N. Brown	2	31	15.5	22	0
T. Williams	2	18	9.0	12	0
Olawale	2	13	6.5	10	0
TEAM	243	2675	11.0	90t	14
OPPONENTS	271	2927	10.8	53t	16

* INTERCEPTIONS	No.	Yds	Avg	Long	TD
Vander Esch	2	56	28.0	28	0
X. Woods	2	15	7.5	15	0
Heath	1	49	49.0	49	0
Lawrence	1	13	13.0	13	0
Lewis	1	7	7.0	7	0
A. Brown	1	1	1.0	1	0
TEAM	8	141	17.6	49	0
OPPONENTS	5	17	3.4	11	0

* PUNTING	No.	Yds	Avg	Net	TB	In	Lg	B
C. Jones	49	2205	45.0	39.6	2	11	56	0
TEAM	49	2205	45.0	39.6	2	11	56	0
OPPONENTS	53	2332	44.0	40.0	6	28	61	0

* PUNT RETURNS	Ret	FC	Yds	Avg	Long	TD
Austin	10	6	58	5.8	22	0
Beasley	7	13	32	4.6	8	0
TEAM	17	19	90	5.3	22	0
OPPONENTS	27	11	226	8.4	30	0

* KICKOFF RETURNS	No.	Yds	Avg	Long	TD
De. Thompson TM	6	147	24.5	35	0
Lewis	1	19	19.0	19	0
TEAM	7	166	23.7	35	0
OPPONENTS	17	415	24.4	44	0

* FIELD GOALS	1-19	20-29	30-39	40-49	50+
Maher	0/ 0	7/ 7	6/ 7	7/ 9	4/ 5
TEAM	0/ 0	7/ 7	6/ 7	7/ 9	4/ 5
OPPONENTS	1/ 1	8/ 9	5/ 5	3/ 4	2/ 2

Maher: (47N)(37G,29G)(50G,35G)(32G,43G,22G,38G)(27G,43G,48G)(50G,46G,32G,55G)(47G,52N)(38N)(25G,31G,42N)(21G,50G,42G)(28G)(26G,46G)

OPP: (27G)(28G,38G)(47G)(33G)(48N,20G,21G,19G,36G)()(21G,25G)(28N)(56G,26G)(41G,45G,53G,21G)(31G)(33G)

JEFFREY LURIE CHAIRMAN & CEO



In 1994, **Jeffrey Lurie** purchased the Philadelphia Eagles, launching the most successful run in franchise history.

During his time as Chairman and CEO, the Eagles have become a perennial contender, establishing a winning tradition by capturing eight NFC East titles, playing in six NFC Championships and making appearances in **Super Bowls XXXIX** and **LII**. In 2017, Philadelphia captured the first **Super Bowl** victory in franchise history by defeating the New England Patriots, 41-33, in **Super Bowl LII**. This unprecedented run of success has led to a greater overall winning percentage, more playoff games (26), and more playoff victories (14) than under all previous ownership groups combined.

While Lurie's teams have thrived on the field, he has also built a successful business and community-oriented organization over the two decades that he has served as Chairman and CEO.

After purchasing the Eagles, Lurie recognized that the organization was in need of a total reconstruction, design, and relocation of its office headquarters, practice facility, and stadium. He immediately committed to providing the franchise with everything it needed to succeed and constructed two state-of-the-art facilities in South Philadelphia: the **NovaCare Complex** (2001) and **Lincoln Financial Field** (2003).

Although **Lincoln Financial Field** was erected specifically to house its primary tenant, the Philadelphia Eagles, Lurie also created a multidimensional event destination that could house a wide variety of events. Fittingly, the first ticketed event at the new stadium was a soccer match between Manchester United and FC Barcelona in August 2003.

Since then, **Lincoln Financial Field** has continued to evolve with an ever-changing entertainment landscape and underwent a two-year, $125 million revitalization in 2013. Over the years, the venue has hosted high-profile events including sold-out concerts, national and international soccer matches, the NCAA Lacrosse Championships, the Army-Navy Game, Monster Jam, Temple University football games, and more.

A thoughtful and compassionate philanthropist with family ties to autism, Lurie is devoted to raising both money and awareness for research on the causes of the neurodevelopmental disorder.

In 2017, Lurie launched **Eagles Autism Challenge** to raise money to address the complex medical and scientific issues associated with the condition of autism. The Challenge is a signature biking and 5K run/walk event that directs 100 percent of participant-raised funds to autism research and programs. The inaugural event, held on May 19, 2018, raised $2.5 million. Over 3,300 participants came out to bike, run and walk for the cause, with 24,700 donors across 20 countries supporting their fundraising efforts.

"Autism is one of the most under-funded conditions in the country and we need to turn awareness into action," Lurie has noted. "Those who have autism are wonderful people, usually highly intelligent, sweet, and caring. They are often unable to effectively communicate with others. We need to support as much dynamic research as possible in order to create real breakthroughs."

CONFERENCE CHAMPIONSHIP APPEARANCES (SINCE 1995)

Rk	Team	Appearances
1.	New England Patriots	13
2.	Pittsburgh Steelers	8
3.	Green Bay Packers	7
4.	**Philadelphia Eagles**	**6**
5t.	Denver Broncos	5
	Indianapolis Colts	5

REGULAR-SEASON RECORDS & PLAYOFF APPEARANCES (SINCE 1995)

Rk	Team	Record (Pct.)	Appearances
1.	New England Patriots	267-113 (.703)	18
2.	Pittsburgh Steelers	240-138-2 (.634)	17
3.	Green Bay Packers	238-140-2 (.629)	17
4.	Denver Broncos	228-152 (.600)	14
5.	Indianapolis Colts	223-157 (.587)	13
6.	**Philadelphia Eagles**	**212-166-2 (.561)**	**13**
7.	Seattle Seahawks	208-171-1 (.549)	12

LURIE'S LANDMARKS

- Is the winningest owner in Eagles history and has led the franchise longer than any owner in team history
- One of Lurie's philanthropic endeavors was the creation of the team's non-profit charitable wing in 1995. For 20 years, Eagles Youth Partnership (EYP) served more than 50,000 at-risk children in the greater Philadelphia region annually with a focus on health and education programming
- In 2015, Lurie oversaw EYP's transition to the **Eagles Charitable Foundation** that now provides children in the local community with greater access to vision care and autism research and services. Its signature program – the **Eagles Eye Mobile** – travels to local schools to provide free eye exams and prescription eye glasses to under- and uninsured students
- Under Lurie's direction, the Eagles launched the groundbreaking ***Go Green!*** initiative aimed at reducing the organization's impact on the environment and creating programs that improve the quality of life in the Philadelphia region. In 2008, the Eagles received the Ongoing Commitment Award from the Environmental Media Association
- Lurie's Screen Pass Pictures served as executive producers of *Inside Job*, the 2010 documentary film, which earned the Academy Award for Best Documentary Feature and *Inocente*, which earned an Academy Award for Best Short Documentary in 2013
- Lurie is a director of the NLM Family Foundation, which devotes resources to autism research and education, and he also established the Lurie Family Foundation

JEFFREY LURIE CHAIRMAN & CEO

During the 2018 offseason, Lurie was honored by the Fritz Pollard Alliance with the 2018 Paul "Tank" Younger Award. The award is granted annually to an NFL executive, coach or owner who promotes racial and gender diversity. Lurie's efforts to foster civic responsibility throughout the organization have also led to the Philadelphia Eagles being recognized by many for supporting social justice and human rights initiatives.

In 2011, in acknowledgment of the organization's commitment to the community, as well as their **Tackling Breast Cancer** and ***Go Green!*** campaigns, the Eagles were presented with the coveted Sports Team of the Year Award by Beyond Sport.

Prior to entering business, Lurie served as an adjunct assistant professor of social policy at Boston University. He earned a B.A. from Clark University, a master's in psychology from Boston University, and a Ph.D. in social policy from Brandeis University.

Currently, he serves on numerous NFL committees, including the Finance Committee, Broadcast Committee, International Committee, and the Super Bowl Advisory Committee.

Born on September 8, 1951, Lurie has two children. He is married and resides in the Philadelphia area with his wife, Tina. In his free time, he enjoys traveling, golfing, tennis, movies, music, and discovering great restaurants.

BEHIND THE SCENES

Favorite Philadelphia restaurants: Barclay Prime, Nomad, Osteria, Radicchio Café, Tequilas Restaurant, Tinto, Vernick and Vietnam Restaurant
Favorite Philadelphia breakfast spot: Honey's Sit N Eat
Favorite music: Ranges from The Doors to Bob Marley to Shakira
First concert attended: Beach Boys
Favorite player growing up: Bobby Orr
Favorite TV shows of all-time: *Hogan's Heroes*, *The Fugitive*, *24*
Favorite books: *When Breath Becomes Air*, *The Kite Runner*
Favorite all-time movies: *The Great Escape*, *The Godfather Part II*, *Silver Linings Playbook*
Favorite recent movie: *Lion*
Favorite dog breeds: Bernese Mountain Dog, Wheaten Terrier

DON SMOLENSKI PRESIDENT

Don Smolenski, now in his 20th season with the organization, was originally hired by the team in 1998 as chief financial officer. He was promoted to senior vice president/chief financial officer in 2001 and was named the team's chief operating officer in 2010. In 2012, he was named to his current role of team president.

As president, Smolenski directs the club's business and strategic efforts, including sales, marketing, communications, and operations. He has played a key role in significant projects from the construction of **Lincoln Financial Field** to the club's internationally recognized environmental and philanthropic programs. During his tenure as president, Smolenski has infused energy and creativity throughout the organization with his engaging leadership style. In 2015, he was named to the Most Admired CEOs list by the *Philadelphia Business Journal* and the Philadelphia Eagles were twice named to Philly.com's Top Workplaces list in 2016 and 2018.

During his time as the team's president, Smolenski and the Eagles saw their first **Super Bowl** victory in franchise history after defeating the New England Patriots, 41-33, in **Super Bowl LII**.

In his first year as president, Smolenski spearheaded a two-year, $125 million **Lincoln Financial Field** revitalization project that added 1,600 seats, HD video boards, and graphics paying tribute to the team's history. Over the years, **Lincoln Financial Field** has hosted high-profile events including sold-out concerts, national and international soccer matches, the NCAA Lacrosse Championships, the Army-Navy Game, Monster Jam, Temple University football, and more.

Smolenski plays an important role in the team's environmental initiatives. Because of their **Go Green** program, the Eagles have emerged as a leader in environmental stewardship in the sports industry. Those efforts include conservation efforts, recycling programs, and use of renewable energy including wind and solar.

Smolenski serves as the treasurer of the team's public charity, **Eagles Charitable Foundation**, which provides children in the Philadelphia region with greater access to vision care and provides funds to support autism research and services. In 2018, Smolenski helped launch the **Eagles Autism Challenge**, a one-day bike ride and family-friendly 5K run/walk dedicated to raising funds for innovative research and programs to help unlock the mystery of autism. In addition, Smolenski helped launch the **Eagles Care** initiative in 2013. The **Eagles Care** program forges annual, strategic partnerships with five local nonprofit organizations in order to deepen the impact of the team's community efforts. The Eagles also host an annual **Huddle Up For Autism** event at **Lincoln Financial Field** in partnership with the Center for Autism Research at the Children's Hospital of Philadelphia.

In addition to his leadership roles within the Eagles organization, Smolenski is a member of the Greater Philadelphia Chamber of Commerce Board, the FM Global Advisory Board, the Philadelphia Sports Congress, the Panasonic Advisory Board, and the Children's Hospital of Philadelphia (CHOP) Foundation Board of Overseers. Smolenski is also the co-chair of the CHOP Corporate Council and is involved with Leadership Philadelphia, a nonprofit organization that promotes leadership and community involvement. In 2017, in partnership with the Philadelphia Sports Congress, Smolenski assisted in bringing the NFL Draft back to Philadelphia for the first time since 1961.

Before joining the Eagles, Smolenski served as chief financial officer for the International Hockey League, where he oversaw all league financial matters and played an integral role in the expansion of the league. Through the development of expansion models and the analysis of league performance models, Smolenski saw the league grow from 12 to 19 teams.

Smolenski began his career as a public accountant with Arthur Andersen.

An outdoor enthusiast, Smolenski enjoys an active lifestyle and has completed the Detroit, Pittsburgh, and Boston Marathons. He earned his Bachelor of Arts degree in biology from Amherst College and holds a Master of Science degree in accounting. Don and his wife, Karen, have two sons, Jake and Shane.

HOWIE ROSEMAN

EXECUTIVE VICE PRESIDENT OF FOOTBALL OPERATIONS

Howie Roseman, executive vice president of football operations, is in his 19th season with the Philadelphia Eagles. Roseman is an influential voice within the organization and provides valuable perspective pertaining to both football and business decisions that help shape the franchise.

Roseman was named 2017 Executive of the Year by the Pro Football Writers of America for his integral role in constructing the team's **Super Bowl LII**-winning roster. In addition, Roseman was voted the 2017 *Sporting News* NFL Executive Of The Year by league executives. During the 2017 offseason, Roseman and the Eagles front office utilized free agency to add key veterans such as **LeGarrette Blount**, **Nick Foles**, **Alshon Jeffery**, **Chris Long**, **Patrick Robinson** and **Torrey Smith**, while also executing trades for veteran defenders **Ronald Darby** and **Tim Jernigan**. The team later traded for running back **Jay Ajayi** just before the NFL trade deadline in October. Additionally, Roseman infused the roster with talent and youth during April's NFL Draft, which was held in Philadelphia for the first time since 1961. Roseman's moves paid dividends when the Eagles captured the first **Super Bowl** title in franchise history with a 41-33 victory over the New England Patriots.

In addition to 2017's acquisitions, Roseman has overseen the reshaping of a roster that included two separate trades that allowed the Eagles to move up in the first round of the 2016 NFL draft to select North Dakota State QB **Carson Wentz**. Eight days prior to the start of the 2016 regular season, Roseman executed another trade that sent QB **Sam Bradford** to the Minnesota Vikings in exchange for a 2017 first-round pick, which the Eagles used to select Tennessee's **Derek Barnett**, and a 2018 fourth-round pick. Prior to the 2016 and 2017 seasons, Roseman continued to solidify the team's core by retaining key veterans while adding to the team through free agency and the draft.

Prior to being promoted to his current role, Roseman served as the team's general manager from 2010-14. At the time of his 2010 promotion to general manager, Roseman became the youngest NFL executive to be named to the post in three decades, at just 34 years old. In his first year as general manager, he oversaw a major overhaul of the roster, making it one of the youngest in the NFL. The revamped Eagles squad earned an NFC East division crown in 2010 and then again in 2013. In 2014, the Eagles won ten games with an NFC-high nine **Pro Bowl** players.

Since hiring Roseman in 2000, the Eagles have earned 11 playoff berths, eight division titles, six NFC Championship appearances, two NFC Championship crowns and trips to **Super Bowl XXXIX** and **Super Bowl LII**.

In addition to overseeing the team's roster moves, Roseman is also responsible for establishing the organization's scouting and personnel department, as well as overseeing the executives who specialize in analytics, sports science, player engagement and NFL compliance.

REGULAR-SEASON & POSTSEASON WINNING PERCENTAGE (SINCE 2016)

Rk	Team	Record (Pct.)	Postseason
1.	New England Patriots	32-6 (.842)	5-1 (.833)
2.	Pittsburgh Steelers	26-10 (.722)	2-2 (.500)
3.	Dallas Cowboys	22-11 (.667)	0-1 (.000)
4.	**Philadelphia Eagles**	**23-12 (.657)**	**3-0 (1.000)**
5.	Atlanta Falcons	24-13 (.649)	3-2 (.600)

REGULAR-SEASON WINNING PERCENTAGE (2017)

Rk	Team	Appearances
1t.	**Philadelphia Eagles**	**13-3 (.813)**
	Minnesota Vikings	13-3 (.813)
	New England Patriots	13-3 (.813)
	Pittsburgh Steelers	13-3 (.813)

After relentlessly pursuing jobs in NFL front offices, Roseman finally got his foot in the door as an intern with the Eagles when the team was headquartered at Veterans Stadium.

Roseman was elevated to director of football administration in 2003 and then to vice president of football administration in 2006. In that role, he worked in the personnel department evaluating players around the NFL and for the draft. He also represented the team to the NFL on contract, salary cap and player personnel matters.

In 2007, Roseman was invited to participate in the NFL-Stanford Program for managers at the Stanford Graduate School of Business, a program developed by the NFL to promote development of leaders within the league.

From 2008-09, Roseman served as the team's vice president of player personnel. In that role, he managed the college scouting staff, organized and ran draft meetings, and scouted the top college prospects around the country.

Roseman is also active in the Philadelphia-area community, contributing to a variety of initiatives involving military and children. He was named Honorary Commander for the Joint Base McGuire-Dix-Lakehurst for his continued efforts with the military. His charitable endeavors have benefited the Alex's Lemonade Stand Foundation, the Boys & Girls Clubs of America, USA Football, Pop Warner and Cop Wheels. He is also a member of the Governing Body of the Global Sports Management Summit and YPO. In 2018, Roseman was the recipient of the Steinberg-DeNicola Humanitarian Award, an honor presented by the Maxwell Football Club to an NFL representative that has committed themselves to doing good in their community.

Born in Brooklyn, NY, Roseman earned his bachelor's degree from the University of Florida before earning a JD degree from Fordham Law School. Howie and his wife, Mindy, reside in suburban Philadelphia with their four children.

JOE DOUGLAS

VICE PRESIDENT OF PLAYER PERSONNEL

Joe Douglas, who was hired by the Eagles on May 11, 2016, enters his third season as vice president of player personnel.

During the 2017 offseason, Douglas, along with Executive Vice President of Football Operations **Howie Roseman**, identified and acquired key veterans such as **LeGarrette Blount**, **Nick Foles**, **Alshon Jeffery**, **Chris Long**, **Patrick Robinson** and **Torrey Smith**, while also executing trades for veteran defenders **Ronald Darby** and **Tim Jernigan**. The team later traded for running back **Jay Ajayi** just before the NFL trade deadline in October. Additionally, Roseman, Douglas and the scouting department infused the roster with talent and youth during April's NFL Draft, which was held in Philadelphia for the first time since 1961. This extensive series of personnel transactions paid dividends when the Eagles captured the first **Super Bowl** title in franchise history with a 41-33 victory over the New England Patriots.

Prior to joining the Eagles, Douglas spent the 2015 season as the director of college scouting for the Chicago Bears after working in the Baltimore Ravens' personnel department for 16 years (2000-15).

During his time in Baltimore, Douglas was instrumental in acquiring a number of key performers for the Ravens, both through the draft and during the undrafted free agent signing period. Some of the players that he had a hand in obtaining included QB **Joe Flacco**, G **Ben Grubbs**, LB **Pernell McPhee**, LB **C.J. Mosley**, K **Justin Tucker**, CB **Lardarius Webb** and G **Marshal Yanda**. Grubbs, Mosley, Yanda and Tucker have combined for 10 **Pro Bowls** with the Ravens.

"I have known Joe for several years and have admired his work with both the Ravens and the Bears," said **Howie Roseman**, Eagles executive vice president of football operations. "He is a guy that we had targeted from the outset. I feel that we are very fortunate to have him lead our player personnel department. [Ravens general manager] **Ozzie Newsome** and [Bears general manager] **Ryan Pace** spoke very highly of him and his work. He is passionate about football, passionate about scouting and he played a vital role in the success of the Ravens over the last decade."

As a member of the Ravens organization, Douglas held various posts which included serving as the club's national scout (2012-15), Southeast area scout (2009-11), East Coast area scout (2008) and Northeast area scout (2003-07). Douglas was first hired by Baltimore in 2000, where he worked as a player personnel assistant for three years. He was responsible for fall and spring scouting assignments, college workouts and draft visit coordination, managing the team's college video library and assisting the pro personnel department with special teams evaluations of club opponents and unrestricted free agents.

SCOUTING DEPARTMENT

Joe Douglas, Vice President of Player Personnel
Andy Weidl, Director of Player Personnel
Tom Donahoe, Senior Football Advisor
Anthony Patch, Senior Director of College Scouting
Ian Cunningham, Director of College Scouting
Dwayne Joseph, Director of Pro Scouting
T.J. McCreight, Player Personnel Executive
Brandon Brown, Assistant Director of Pro Scouting
Alan Wolking, Assistant Director of College Scouting
Shawn Heinlen, Southwest Area Scout
Ryan Myers, West Coast Area Scout
Jim Ward, Northeast Area Scout
Matt Holland, Pro Scout
Patrick Stewart, National Scout
Phil Bhaya, NFS Scout
Casey Weidl, Player Personnel Coordinator
John Hill, Pro Scouting Coordinator
Lee DiValerio, Scouting Assistant
Chris Nolan, Scouting Assistant

An All-Atlantic 10 selection, Douglas started 45 consecutive games at tackle for the University of Richmond. Following his collegiate playing career, he transitioned into a volunteer assistant coach with the Spiders' football team in 1999.

As an offensive lineman at Lee-Davis (Mechanicsville, VA) High School, Douglas was recognized as a two-time all-state honoree.

He and his wife, Shannon, have two daughters, Addison and Leighton, and a son, Thomas.

DOUG PEDERSON HEAD COACH

Doug Pederson was named head coach of the Philadelphia Eagles on January 18, 2016, following a three-year run as the offensive coordinator of the Kansas City Chiefs from 2013-15.

In just his second season as an NFL head coach, Pederson led the Eagles to a 13-3 regular-season record, an NFC East title, the No. 1 seed in the NFC playoffs and the first **Super Bowl** title in franchise history with a 41-33 victory over the New England Patriots in **Super Bowl LII**.

Pederson became the eighth head coach in NFL history to win the Super Bowl in his first two seasons as a head coach and the seventh to win the Super Bowl in his first playoff run. Additionally, after coaching the Eagles to a 7-9 record during his first season with Philadelphia, Pederson became just the fourth head coach in NFL history to lead his team to a Super Bowl title following a sub-.500 record the previous season, joining **Bill Walsh** (1981 49ers), **Dick Vermeil** (1999 Rams) and **Bill Belichick** (2001 Patriots).

As a first-year head coach with the Eagles in 2016, Pederson developed rookie quarterback **Carson Wentz**, the No. 2-overall pick in the NFL Draft, and prepared the first-year signal caller to start the regular-season opener vs. the Cleveland Browns.

Under Pederson's direction, Wentz went on to set a team and all-time NFL rookie record with 379 completions, while posting franchise rookie records in pass attempts (607), passing yards (3,782), passing touchdowns (16) and completion percentage (62.4%). Wentz also produced the 4th-most passing yards (3,782) in single-season team history and NFL rookie history. Wentz started all 16 games in his rookie season, becoming the first Eagles quarterback to start all 16 regular-season games since **Donovan McNabb** in 2008.

Prior to arriving in Philadelphia, Pederson served as the offensive coordinator in Kansas City from 2013-15 and helped guide the Chiefs to a 31-17 regular-season record.

During his time in Kansas City, the Chiefs excelled at protecting the football and committed the third-fewest turnovers (50) in the NFL from 2013-15. Over that span, Kansas City's +29 turnover differential ranked third in the league.

In 2015, Pederson helped the Chiefs rebound from a 1-5 start to win a franchise-record 11 consecutive games, including Kansas City's first playoff victory in 22 years. During the Chiefs' regular-season winning streak, which began in Week 7, the club ranked tied for first in the NFL in rushing touchdowns (14), fourth in rushing yards per game (143.8) and tied for fifth in points per game (27.8). Limited turnovers helped propel the team's run, as the Chiefs committed just seven turnovers (four INTs, three fumbles) after Week 6 and finished the 2015 regular season with the second-fewest turnovers in the league (15).

Kansas City acquired QB **Alex Smith** via trade in 2013 and the 10-year veteran experienced the most productive stretch of his career under Pederson's tutelage: a three-year span during which he set a Chiefs record for wins by a starting quarterback in his first three years as a starter (30). During his three years in Pederson's offense, Smith notched three consecutive 3,000-yard seasons, threw the second-fewest interceptions among quarterbacks with at least 1,000 attempts (20) and ranked fourth among all quarterbacks with 1,183 rushing yards. Smith's 20 interceptions from 2013-15 marked the lowest three-season total of his career in years that he played more than 10 games.

Before joining Kansas City, Pederson served as the quarterbacks coach in Philadelphia from 2011-12. In his first season as the Eagles quarterbacks coach, Pederson helped QB **Michael Vick** become the second quarterback in NFL history to top the 3,000-yard passing and 500-yard rushing plateaus in consecutive seasons. That year, under Pederson's direction, Vick set career highs in completions (253) and passing yards (3,303) while throwing the third-most touchdowns of his career (18). Vick's yards through the air, combined with his 589 rushing yards, helped Philadelphia's offense record a then-franchise-record 6,386 net yards (now the second-highest total) and notch a team-record 356 first downs. Additionally, the 2011 Eagles offense ranked second in the league in plays of 10-plus yards (258) and tied for second in plays of 20-plus yards (84).

Pederson began his pro coaching career as an offensive quality control coach with the Eagles from 2009-10. During that span, the Eagles scored 868 points and set single-season franchise scoring records in back-to-back years (429 in 2009 and 439 in 2010).

In 2010, Pederson assisted an Eagles offense that recorded a then-franchise-record 6,230 net yards (now fourth), which ranked second in the NFL that season, and a then-franchise-record 439 points, which ranked third in the league.

During Pederson's first season as an NFL coach (2009), the Eagles offense recorded the fifth-most passing yards in team history (4,089), which at the time ranked second in club annals.

A 12-year NFL veteran, Pederson played quarterback for the Green Bay Packers, Miami Dolphins, Philadelphia Eagles and Cleveland Browns after originally being drafted by the Carolina Panthers in the 1995 expansion draft. Pederson was coached by three of the most successful coaches in NFL history: **Don Shula**, **Mike Holmgren** and **Andy Reid**. Additionally, Pederson played alongside Pro Bowl quarterbacks **Brett Favre**, **Dan Marino**, **Donovan McNabb** and **Jim McMahon**.

Pederson served as a backup quarterback for Green Bay from 1995-98 and 2001-04, and was part of Packer teams that won **Super Bowl XXXI**, two NFC Championships (1996 and 1997) and six division titles. Pederson made eight starts for the Browns in 2000 and logged 1,047 yards and two touchdowns on 117 completions. In 1999, Pederson made nine starts for the Eagles, completing 119 passes for 1,276 yards and seven touchdowns.

In a 1993 contest against the Eagles, Pederson was pressed into duty when Dolphins starter **Scott Mitchell** left the game with a shoulder injury. In the second half, he helped guide Miami to a 19-14 win that marked **Don Shula**'s 325th career victory.

Pederson attended Northeast Louisiana (now Louisiana Monroe) where he was a three-year starter at quarterback. He finished his college career with 6,445 yards and 33 TDs on 571-of-1,032 passing. As a senior, Pederson led the Southland Conference in passing when he completed 205 of 367 passes for 2,282 yards and 10 TDs. In 1989, he set a school record with 619 passing yards against Stephen F. Austin. Pederson graduated from Northeast Louisiana with a B.B.A. in business management.

The Bellingham, WA, native (born January 31, 1968) earned three letters each in football, baseball and basketball at Ferndale (WA) H.S., where he was an all-league selection at quarterback, safety and kicker and finished his high school career with 1,880 yards and 19 TDs on 106-of-250 passing.

Pederson and his wife, Jeannie, have three sons: Drew, Josh and Joel. Jeannie played basketball at Louisiana College.

MIKE GROH
Offensive Coordinator

2nd year in Philadelphia

- Originally joined the Eagles in 2017 as wide receivers coach and was promoted to offensive coodinator in 2018
- During his first season with the Eagles, coached a unit that made significant improvements. The Eagles were the only team with two wide receivers that produced eight-or-more receiving TDs. Alshon Jeffery tied for fourth in the NFL with nine receiving TDs and Nelson Agholor enjoyed a breakout year as he tied for 2nd on the team with a career-high eight receiving TDs and ranked 1st in the NFL in third-down receiving average
- Served as passing game coordinator/receivers coach for the L.A. Rams in 2016
- Coached receivers for the Chicago Bears from 2013-15 and oversaw a position group that featured Pro Bowlers Alshon Jeffery and Brandon Marshall
- Won national championships in 2011-12 as wide receivers coach and recruiting coordinator for the University of Alabama
- Coached at UVA from 2001-08 and served as the OC in his final 3 seasons. Also played QB for the Cavaliers and led the team to bowl victories in 1994 and 1995
- The son of longtime NFL coach Al Groh

JIM SCHWARTZ
Defensive Coordinator

3rd year in Philadelphia

- During Philadelphia's 2017 Super Bowl LII-winning campaign, led an Eagles defense that finished No. 1 in the NFL against the run (79.2 ypg), produced the fourth-most takeaways in the league (31) and ranked 3rd in third-down defense (32.2%). The Eagles gave up just seven rushing TDs on the year, which tied with the 2008 defense for the fewest rushing TDs surrendered by an Eagles defense since 2002. In total, Philadelphia's defense gave up 31 TDs on the season, which marks the fewest TDs surrendered by an Eagles defense since 2008 (26)
- In 2016, his first season with the Eagles, guided the team's transition from a 3-4 to a 4-3 defense and oversaw a unit that featured Pro Bowl DT Fletcher Cox and second-team All-Pro Brandon Graham. In addition to Cox and Graham's accolades, second-year linebacker Jordan Hicks led all NFL LBs with five INTs. The Eagles defense finished third in the NFL in red zone defense (45.1 pct.)
- In 2014, directed a Bills defense that allowed the second-fewest points in the NFL (16.9 ppg), notched a league-high 54 sacks, held opponents to a league-best 33.2 percent third-down conversion rate and allowed the second-lowest quarterback rating (74.5)
- Served as head coach of the Detroit Lions from 2009-2013. Guided the team to its first playoff berth since 1999 when he coached Detroit to a 10-6 record in 2011
- Spent 10 years with the Tennessee Titans, serving as defensive coordinator from 2001-08. Helped the Titans reach Super Bowl XXXIV and win three division titles
- Attended Georgetown, where he was a four-year letterwinner at linebacker

DAVE FIPP
Special Teams Coordinator

6th year in Philadelphia

- In 2017, tutored rookie kicker Jake Elliott after the team lost veteran kicker Caleb Sturgis to injury in Week 1. Elliott enjoyed a historic rookie campaign, kicking the longest regular-season (61 yards vs. NYG in Week 3) and postseason FGs (53 yards in the Divisional Round vs. Atl.) in franchise and NFL rookie history. He also kicked the two longest FGs by a rookie in Super Bowl history (42 and 46 yards) in Philadelphia's 41-33 win vs. New England in Super Bowl LII
- In 2016, the Eagles ranked second in the NFL with a franchise record 27.314 kickoff return average, led the league with five kickoff returns of 50-plus yards, and were the only team to record multiple kickoff returns for TDs (two)
- Under his direction in 2015, the Eagles ranked 2nd in the NFL in punt return average (11.4)
- In 2014, the Eagles ranked first in the annual *Dallas Morning News* special teams rankings compiled by Rick Gosselin. That year, special teams accounted for a franchise-best and NFL-high seven TDs
- Served as assistant special teams coach with the Miami Dolphins (2011-12) and the San Francisco 49ers (2008-10)
- Coached in college for 10 years at San Jose St., Nevada, Cal Poly, Holy Cross and his alma mater, Arizona
- Walked on at Arizona and played from 1994-97 as a safety and special teamer

DUCE STALEY
Assistant Head Coach/ Running Backs

8th year in Philadelphia

- Originally a third-round pick of Eagles in 1997, enters his 8th year as a member of the Philadelphia coaching staff. Earned the added title of assistant head coach during the 2018 offseason
- Philadelphia ranks 5th in the NFL in rushing offense (127.9 ypg) during his tenure as running backs coach (2013-17)
- The Eagles ground game helped propel the team to its first Super Bowl title in 2017, ranking 3rd overall in rushing offense (132.2 yards per game) and 4th in rushing average (4.47 yards per attempt)
- In 2013, helped All-Pro RB LeSean McCoy become the first Eagle to lead the NFL in rushing and scrimmage yards since 1947
- Worked first two seasons in Philadelphia as an assistant special teams coach, while helping with the running backs
- Gained 5,785 yards during his 10-year NFL career with Philadelphia (1997-2003) and Pittsburgh (2004-06)
- Ranks 5th on team's all-time rushing list. Is one of three Eagles to top 200 yards rushing in a game (Steve Van Buren and McCoy)
- Won a Super Bowl with Pittsburgh in 2005
- His Eagle teammates voted him offensive MVP three times (1998, 1999, and 2002)

GUNTER BREWER
Wide Receivers

1st year in Philadelphia

- Enters his first season with the Eagles as the team's wide receivers coach and brings more than 30 years of coaching experience to Philadelphia
- Spent the previous six seasons (2012-17) as co-offensive coordinator/wide receivers coach at the University of North Carolina. During that span, UNC set the school record for passing yards five times, throwing for more than 3,500 yards each year from 2012-16
- Coached some of the most productive WRs in UNC history, including Eagles second-year wideout Mack Hollins
- Tutored three Biletnikoff Award finalists during his time in the collegiate ranks: Justin Blackmon (Oklahoma State, 2010), Dez Bryant (Oklahoma State, 2008 – runner-up) and Randy Moss (Marshall, 1997 – winner)
- Was a two-year letter-winner as a wide receiver at Wake Forest

KEN FLAJOLE
Linebackers

3rd year in Philadelphia

- In 2017, helped the defense overcome the loss of starting MLB Jordan Hicks in Week 7 by preparing veteran LB Nigel Bradham to take over the radio and call the defense. Bradham led Eagles LBs with 85 tackles (67 solo) and had a career-high 8 PDs, adding 12 tackles (10 solo) and a sack during the team's Super Bowl LII-winning postseason run
- In 2016, Hicks led all NFL LBs with 5 INTs
- Has coached every defensive position in his 38-year coaching career
- Served as the St. Louis Rams' defensive coordinator from 2009-2011 and coached the Carolina Panthers LBs from 2003-08
- Spent 21 years coaching in the college ranks prior to entering the NFL in 1998
- Played collegiately at Pacific Lutheran and Wenatchee Valley CC

TIM HAUCK
Safeties

3rd year in Philadelphia

- Under Hauck's direction in 2017, S Malcolm Jenkins earned his second career Pro Bowl nod after finishing the regular season with a team-high 119 tackles
- In 2016, Jenkins returned 2 INTs for TDs and Rodney McLeod set career highs in tackles (117), INTs (3) and PDs (10)
- Served as the defensive coordinator and CBs coach for UNLV from 2013-14
- Enjoyed a 13-year NFL playing career and appeared in 183 regular-season games. Totaled 357 tackles, 16 PDs, six FFs, four FRs and 162 special teams tackles
- Played in 51 games for the Eagles (1999-2002) and logged 158 tackles on defense and 47 tackles on special teams. Started alongside Brian Dawkins in 1999 and finished second on the team with 122 tackles
- Was a two-time first-team All-American safety at Montana

JUSTIN PEELLE
Tight Ends

6th year in Philadelphia

- Under Peelle's direction, Eagles TEs excelled during the team's 2017 Super Bowl season. Philadelphia was one of just two teams in the NFL to boast two TEs with at least 5 receiving TDs (Zach Ertz and Trey Burton). Ertz was named to his first career Pro Bowl after finishing 3rd among NFL tight ends with 824 receiving yards and logging a career-high 8 TDs
- In 2016, Ertz recorded a career-high 78 catches, marking the second-most by an Eagles TE in franchise history
- Drafted by the Chargers in 4th round in 2002. Played TE for 10 seasons in NFL with San Diego, Miami, Atlanta and San Francisco. Caught 123 passes and 12 TDs

JEFF STOUTLAND
Offensive Line/ Run Game Coordinator

6th year in Philadelphia

- Originally joined the Eagles as the team's offensive line coach in 2013 and took on the added responsibility of run game coordinator during the 2018 offseason
- In 2017, coached one of the most dominant offensive lines in the NFL. Philadelphia's line paved the way for a ground attack that ranked 3rd in the NFL in rushing offense (132.2 yards per game) and 4th in rushing average (4.47 yards per carry). T Lane Johnson and G Brandon Brooks were voted to their first career Pro Bowls, while Johnson and C Jason Kelce earned *Associated Press* All-Pro recognition. Helped the Eagles overcome a season-ending injury to All-Pro LT Jason Peters in Week 7 by preparing second-year T Halapoulivaati Vaitai to step into the starting lineup
- In 2016, helped the Eagles battle injuries by fielding seven different starting offensive line combinations. His only two linemen to start all 16 games (Peters and Kelce) both made the Pro Bowl
- Coached one of the best lines in the nation at Alabama from 2011-12 and helped the team to a National Championship in 2012
- Also coached successful offensive lines at Miami, FL (2007-10), Michigan St. (2000-06), Syracuse (1999) and Cornell (1993-96)

PRESS TAYLOR
Quarterbacks

6th year in Philadelphia

- Joined the Eagles as an offensive quality control coach in 2013, added the responsibility of assistant quarterbacks coach in 2016 and was promoted to quarterbacks coach during the 2018 offseason
- Philadelphia's QBs excelled during the 2017 season. Carson Wentz received his first career Pro Bowl nod and was named *Associated Press* second-team All-Pro after leading the Eagles to an 11-2 record and ranking 2nd in the NFL with a franchise-record 33 passing TDs. Following a season-ending injury to Wentz, Nick Foles led Philadelphia to its first Super Bowl title, recording a 100-plus passer rating in all three playoff games and earning Super Bowl LII MVP honors
- In 2016, his first season with the added responsibilities of assistant QBs coach, worked with rookie Wentz and helped him set a team and all-time NFL rookie record with 379 completions
- Lettered two years as a QB at Marshall after transferring from Butler Community College, where he led the school to two JUCO championships (2007-08)
- Brother, Zac, was named L.A. Rams quarterbacks coach during the 2018 offseason

CORY UNDLIN
Defensive Backs

4th year in Philadelphia

- During Philadelphia's 2017 Super Bowl LII-winning campaign, the Eagles defense produced the 4th-most takeaways in the league (31) and ranked 3rd in third-down defense (32.2%). On the year, Philadelphia gave up 24 TD receptions, which marked the fewest TDs surrendered by an Eagles defense since 2008 (19). S Malcolm Jenkins was named to his second career Pro Bowl
- Coached the safety tandem of Jenkins and Rodney McLeod in 2016 and helped McLeod set career highs in tackles (117), INTs (3) and PDs (10). In his first year coaching Eagles DBs (2015), Jenkins earned his first career trip to the Pro Bowl
- Spent three years with the Denver Broncos prior to arriving in Philadelphia and worked with three Pro Bowl DBs in 2014 - Aqib Talib, Chris Harris Jr., and T.J. Ward
- Also held NFL coaching positions in Jacksonville, Cleveland and New England

CHRIS WILSON
Defensive Line

3rd year in Philadelphia

- In 2017, the Eagles defensive line featured four players with 5-plus sacks, marking the first time since 2002 that four individual Eagles defensive linemen recorded 5-plus sacks in a season. DE Brandon Graham led the team with a career-high 9.5 sacks, followed by Pro Bowl DT Fletcher Cox (5.5), DE Chris Long (5.0) and rookie DE Derek Barnett (5.0)
- In his first season with the Eagles, oversaw the line's transition to a 4-3. Graham was named second-team *AP* All-Pro in his first season back at DE and Cox was named to the Pro Bowl
- Coached 23 years in the college ranks including positions at Missouri, USC, Georgia, Mississippi State and Oklahoma
- Played collegiately at Oklahoma where he recorded 303 tackles. Was a 12th-round draft pick of the Chicago Bears in 1992

EUGENE CHUNG
Assistant Offensive Line/ Tight Ends/Run Game
6th year in Philadelphia

- In 2017, Chung and offensive line coach Jeff Stoutland coached one of the most dominant offensive lines in the NFL. Philadelphia's rushing attack ranked 3rd in the NFL in rushing offense (132.2 yards per game) and 4th in rushing average (4.47 yards per carry). T Lane Johnson and G Brandon Brooks were voted to their first career Pro Bowls, while Johnson and C Jason Kelce earned *Associated Press* All-Pro recognition
- Rejoined Eagles staff in 2016, having previously served as the team's offensive line assistant from 2010-12. Has coached with Eagles Head Coach Doug Pederson in both Philly and Kansas City
- In 2016, helped offensive line coach Jeff Stoutland field seven different starting offensive line combinations
- Was the assistant offensive line coach for the Chiefs from 2013-15. In those three seasons, the Chiefs ranked first in the NFL with 54 rushing TDs
- Originally a first-round pick of the New England Patriots in 1992 (13th overall), enjoyed a six-year playing career

MATTHEW HARPER
Assistant Special Teams
6th year in Philadelphia

- Enters his sixth year in Philadelphia and his fifth as the team's assistant special teams coach. Worked as assistant defensive backs coach in 2015
- In 2017, the Eagles special teams unit featured rookie kicker Jake Elliott, who enjoyed a historic rookie campaign, kicking the longest regular-season (61 yards vs. NYG in Week 3) and postseason FGs (53 yards in the Divisional Round vs. Atl.) in franchise and NFL rookie history
- In 2016, the Eagles ranked 2nd in the NFL with a franchise record 27.314 kickoff return average, led the league with five kickoff returns of 50-plus yards, and were the only team to record multiple kickoff returns for TDs (two). Additionally, the Eagles finished 2nd in the NFL in punt return average (12.9)
- In 2014, the Eagles ranked first in Rick Gosselin's annual *Dallas Morning News* special teams ranking
- Was as a coaching intern and G.A. at Oregon from 2009-12. Played two seasons as a safety at Oregon (2006-07) after transferring from City College of San Francisco
- Son of two-time Nebraska All-America DE and 11-year NFL vet Willie Harper

CARSON WALCH
Assistant Wide Receivers
1st year in Philadelphia

- Joined the Eagles in 2018 after two seasons with the Edmonton Eskimos as offensive coordinator/receivers coach (2017) and receivers/passing game coordinator (2016)
- From 2013-14, served as an offensive quality control coach with the Chicago Bears, where he worked with Eagles offensive coordinator and former Bears wide receivers coach Mike Groh
- An All-American, all-region and all-conference running back, receiver and return specialist for Winona State from 1996-99. During his final season, was named a regional finalist for the Harlon Hill Award, which is earned by the top player in NCAA Division II football

PHILLIP DANIELS
Defensive Quality Control/ Assistant Defensive Line
3rd year in Philadelphia

- In 2017, the defensive line featured four players with 5-plus sacks, marking the first time since 2002 that four individual Eagles defensive linemen recorded 5-plus sacks in a single season. DE Brandon Graham led the team with a career-high 9.5 sacks, followed by Pro Bowl DT Fletcher Cox (5.5), DE Chris Long (5.0) and rookie DE Derek Barnett (5.0)
- Joined the Eagles in 2016 and assisted Chris Wilson with a defensive line that featured Pro Bowl DT Fletcher Cox and second-team All-Pro DE Graham
- Originally a fourth-round pick of the Seahawks in 1996, he played for Seattle (1996-99), Chicago (2000-03) and Washington (2004-10). Totaled 512 tackles, 62 sacks, 51 PDs, 15 forced fumbles and 12 fumble recoveries in his career

TRENT MILES
Offensive Quality Control/ Assistant Running Backs
2nd year in Philadelphia

- Served as a coaching assistant for the Eagles in 2017 and was promoted to offensive quality control coach in 2018
- Was the head coach at Georgia State from 2013-2016. Named Sun Belt Coach of the Year in 2015
- Played wide receiver at Indiana State from 1982-86. Was a member of the 1984 Sycamores team that was ranked No. 1 in the nation for much of the season and was inducted into the Indiana State Hall of Fame in 2002

RYAN PAGANETTI
Defensive Quality Control/ Assistant Linebackers
4th year in Philadelphia

- Originally joined the Eagles as an analyst in March 2015, was named a coaching assistant in 2017 and worked with the linebackers. Was elevated to defensive quality control and assistant linebackers coach during the 2018 offseason
- Played running back at Dartmouth

T.J. PAGANETTI
Offensive Quality Control/ Assistant Offensive Line
4th year in Philadelphia

- Enters his second season as the Eagles offensive quality control/assistant offensive line coach. Originally joined the organization in 2013 as an analyst working with the offense and quarterbacks
- Held numerous stints with the Oregon Ducks football program including undergraduate intern (2007-2008) and student assistant coach (2009-2012). After two seasons with the Eagles as an analyst (2013-14), Paganetti returned to Oregon as a Graduate Assistant/Linebackers coach for the 2015-2016 seasons

SPENCER PHILLIPS
Offensive Quality Control/ Assistant Quarterbacks
3rd year in Philadelphia

- Promoted to offensive quality control/ assistant quarterbacks during the 2018 offseason. Originally joined the Eagles as a coaching assistant/assistant to the head coach during the 2016 offseason
- Spent 2015 as the defensive quality control coach at Samford University
- Was an All-Conference quarterback at West Los Angeles Junior College before transferring to Murray State University

DINO VASSO
Defensive Quality Control/ Assistant Secondary
3rd year in Philadelphia

- During the 2017 Super Bowl campaign, the Eagles defense produced the 4th-most takeaways in the league (31). On the year, Philadelphia's secondary gave up 24 TD receptions, which marks the fewest TDs surrendered by an Eagles defense since 2008 (19)
- Served as a coaching assistant with the Kansas City Chiefs (2013-15). Worked primarily with the secondary in K.C.
- Was a four-year DB at New Hampshire
- A native of Crum Lynne, PA, lettered in football at Ridley H.S. in Folsom, PA

RB JOSH ADAMS 33

6-2 | 225 Rookie

DOB: Oct. 29, 1996 (Age 22)



Warrington, Pennsylvania

Central Bucks South High School

Notre Dame

UDFA ('18) by Philadelphia

Josh Adams was signed by the Eagles as an undrafted rookie during the 2018 offseason. An all-state running back at Central Bucks South (Warrington, PA) High School, Adams played collegiately at Notre Dame, where he recorded the highest rushing average (6.7) in Fighting Irish career history (min. 400 attempts) and finished with the 5th-most rushing yards (3,201) in school history.

MOST RUSHING YARDS

NOTRE DAME ALL-TIME HISTORY

Autry Denson	4,318
Allen Pinkett	4,131
Vagas Ferguson	3,472
Darius Walker	3,249
Josh Adams	3,201

As a junior in 2017, Adams registered career highs in rushing yards (1,430) and rushing TDs (9) for the Fighting Irish.

HIGHEST RUSHING AVG.

NOTRE DAME ALL-TIME HISTORY

6.7	Josh Adams (2015-17)
5.7	Randy Kinder (1993-96)
5.4	Cierre Wood (2010-12)
5.4	Tony Brooks (1987-91)
5.2	Vagas Ferguson (1976-79)

(min. 400 attempts)

From 2015-17, Adams ranked 3rd in the NCAA in yards per carry (6.7), behind Bryce Love (7.8) and Rashaad Penny (7.5).

CAREER HIGHLIGHTS

2018 - PHILADELPHIA EAGLES (10/3)

- Ran for a career-high 85 yards on 20 attempts (4.3 avg.) in the 28-13 win vs. Was. (12/3/18). His 85 rushing yards were the most by an Eagles rookie since **Bryce Brown** on 12/2/12 at Dallas (169 yards)
- Totaled a career-high 22 rush attempts for 84 yards while adding his 2nd career rushing TD in the 25-22 win vs. NYG (11/25/18). His 22 rush attempts are the most by an Eagles rookie since **Bryce Brown** on 12/2/12 at Dallas (24 rush attempts)
- Registered his first career TD with a 28-yard score in the second quarter at NO (11/18/18). Marked the longest rushing TD by an Eagles rookie since **Bryce Brown** on 11/26/12 vs. Carolina (65 yards) and the longest by an Eagles undrafted rookie since **Ted Wegert** on 10/30/55 vs. Pittsburgh (29 yards)

BIRDSEED

Adams prepped at Central Bucks South (PA) HS, where he was an all-state honoree at running back. In 2012, he rushed for 2,085 yards and 28 TDs and led C.B. South to a 10-2 record and the Pennsylvania District 1 Class AAA quarterfinals. He majored in psychology at Notre Dame.

RB JOSH ADAMS 33

CAREER STATISTICS																
			RUSHING					RECEIVING						OFF SNAPS		ST
Year	Team	GP/S	Att	Yds	Avg	Lg	TD	Rec	Yds	Avg	Lg	TD	TYS	No	Pct	T
2018	Philadelphia	10/3	76	376	4.9	29	2	4	25	6.3	10	0	401	164	20%	1
Totals		**10/3**	**76**	**376**	**4.9**	**29**	**2**	**4**	**25**	**6.3**	**10**	**0**	**401**	**---**	**---**	**1**

CAREER HIGHS		
Rush Attempts	22	11/25/18 vs. NYG
Rushing Yards	85	12/4/18 vs. WAS
Rushing Long	29	11/11/18 vs. Dal.
Rushing TDs	1	2x; last 11/25/18 vs. NYG
Receptions	3	11/18/18 at NO
Receiving Yards	19	11/18/18 at NO
Receiving Long	10	11/18/18 at NO
Receiving TDs	--	---

TRANSACTIONS

2018 Signed by PHI as undrafted free agent
9/1/18 Waived by PHI
9/2/18 Signed by PHI to practice squad
9/18/18 Activated by PHI from practice squad to 53-man roster

COLLEGE HIGHLIGHTS

- Rushed 480 times for 3,201 yards (6.7 avg.) and 20 TDs in 37 career games at Notre Dame. Added 41 catches for 336 yards and 2 TDs
- Finished his Fighting Irish career with the highest rushing average in school history. From 2015-17, ranked 3rd in the NCAA in yards per carry, trailing only **Bryce Love** (7.8) and **Rashaad Penny** (7.5)
- His 3,201 rushing yards rank 5th in Notre Dame history. Was the fastest running back in school history to reach 1,000+ and 2,000+ rushing yards by carries
- As a junior in 2017, posted career highs in rushing yards (1,430) and TDs (9). Included on several award watch lists, including the Doak Walker Award, Maxwell Award and Heisman Trophy
- Set the Notre Dame record for rushing yards (838) by a freshman in 2015. Posted the longest rushing play (98-yard TD) in Fighting Irish history vs. Wake Forest (11/14/15)

2018 GAME-BY-GAME STATISTICS (PHILADELPHIA)																	
				RUSHING					RECEIVING						SNAPS	
Date	Opp		GP/S	Att	Yds	Avg	Lg	TD	Rec	Yds	Avg	Lg	TD	TYS	No	Pct
ACTIVATED BY PHILADELPHIA FROM PRACTICE SQUAD TO 53-MAN ROSTER (9/18/18)																
Sep 23	Ind	W	1/0	6	30	5.0	16	0	0	0	0	0	0	30	8	10%
Sep 30	at Ten	L	1/0	0	0	0.0	0	0	0	0	0	0	0	0	1	1%
Oct 7	Min	L	1/0	1	-1	-1.0	-1	0	0	0	0	0	0	-1	1	2%
Oct 11	at NYG	W	1/0	0	0	0.0	0	0	0	0	0	0	0	0	0	0%
Oct 21	Car	L	1/0	4	17	4.3	9	0	0	0	0	0	0	17	8	12%
Oct 28	at Jax	W	1/0	9	61	6.8	21	0	1	6	6.0	6	0	67	18	29%
Nov 11	Dal	L	1/0	7	47	6.7	29	0	0	0	0.0	0	0	47	19	31%
Nov 18	at NO	L	1/1	7	53	7.6	28	1	3	19	6.3	10	0	72	28	55%
Nov 25	NYG	W	1/1	22	84	3.8	19	1	0	0	0.0	0	0	84	40	62%
Dec 3	Was	W	1/1	20	85	4.3	18	0	0	0	0.0	0	0	85	41	55%
Dec 9	at Dal															
Dec 16	at LAR															
Dec 23	Hou															
Dec 30	at Was															
Totals			**10/3**	**76**	**376**	**4.9**	**29**	**2**	**4**	**25**	**6.3**	**10**	**0**	**401**	**164**	**20%**

WR NELSON AGHOLOR 13

6-0 | 198 4th Year

DOB: May 24, 1993 (Age 25)

USC
D1-15 (20th overall) by Philadelphia

Originally selected by Philadelphia with the 20th-overall pick in 2015, **Nelson Agholor** (pronounced AGG-uh-lore) enjoyed a breakout season in 2017, producing career highs in receptions (62), receiving yards (768) and receiving TDs (8). Agholor also recorded a career-high 9 receptions for 84 yards in **Super Bowl LII**.

MOST RECEIVING TDs
NFL PLAYERS IN 2017

DeAndre Hopkins (Hou.)	13
Davante Adams (GB)	10
Jimmy Graham (Sea.)	10
Alshon Jeffery (Phi.)	9
Antonio Brown (Pit.)	9
Marvin Jones Jr. (Det.)	9
Jarvis Landry (Mia.)	9
Nelson Agholor (Phi.)	8
Zach Ertz (Phi.)	8
Several players tied	8

20+ YARD RECEPTIONS
EAGLES PLAYERS IN 2017

9	Nelson Agholor
8	Alshon Jeffery
7	Zach Ertz

THIRD-DOWN RECEIVING AVERAGE
NFL PLAYERS IN 2017

Nelson Agholor (Phi.)	17.5
Antonio Brown (Pit.)	17.0
Keenan Allen (LAC)	15.3
Julio Jones (Atl.)	15.2
DeAndre Hopkins (Hou.)	14.5

(min. 20 receptions)

THREE STEP DROP

If he could be a superhero: The Flash

First job: Cashier at PDQ

Hobbies: Cooking. "My best meal is rice, pork chops and plantains."

Pregame ritual: Calls his mother on the phone to pray with her

Best player he has faced: "Patrick Peterson is a great competitor."

Favorite books: *Things Fall Apart* by Chinua Achebe & *Oh, the Places You'll Go* by Dr. Seuss

Three favorite throwback jerseys: Michael Jordan, Emsley A. Laney High School; Reggie Bush, USC; Charlie Ward, Florida State

CAREER HIGHLIGHTS

- Recorded a career-high 9 catches for 84 yards in **Super Bowl LII** at NE (2/4/18). Tied for the 2nd-most receptions in Eagles playoff history, behind **Brent Celek**'s 10 catches on 1/18/09 at Arizona

WR NELSON AGHOLOR 13

CAREER STATISTICS									
			RECEIVING					OFF SNAPS	
Year	Team	GP/S	Rec	Yds	Avg	Lg	TD	No	Pct
2015	Philadelphia	13/12	23	283	12.3	53t	1	671	58%
2016	Philadelphia	15/14	36	365	10.1	40t	2	883	78%
2017	Philadelphia	16/10	62	768	12.4	72t	8	813	72%
2018	Philadelphia	12/12	51	523	10.3	58	1	735	89%
Totals		**56/48**	**172**	**1939**	**11.3**	**72t**	**12**	**---**	**---**
PLAYOFFS									
2017	Philadelphia	3/3	15	167	11.1	42	0	154	74%
Totals		**3/3**	**15**	**167**	**11.1**	**42**	**0**	**---**	**---**

ADDITIONAL STATISTICS
Rushing: 9 for 53 yards (5.9 avg.) - *2018 (3-32); 2017 (1-7); 2016 (5-14)*
Postseason Rushing: 4 for 29 yards (7.3 avg.) in 2017
Passing: 1-of-1 for 15 yards (9/6/18 vs. Atl.)
Kickoff Returns: 5 for 92 yards (18.4 avg.) in 2016
Fumbles/Lost: 3/1 - *2018 (1/0); 2016 (1/0); 2015 (1/1)*
Fumble Recovery TD: 1 - 11/16/17 vs. Chi.

CAREER HIGHS		
Receptions	9	2/4/18 at NE (SB)
Receiving Yards	141	12/3/17 at Sea.
Receiving Long	72t	10/8/17 vs. Ari.
Receiving TDs	1	12x, last: 9/16/18 at TB

CAREER HIGHLIGHTS (Continued)

2018 - PHILADELPHIA EAGLES (12/12)

- With the score tied and just 2:39 remaining in the game, caught a crucial 4th-and-1 pass from **Carson Wentz** for a 12-yard gain to set up a game-winning 43-yard FG by **Jake Elliott** in the 25-22 win vs. NYG (11/25/18)
- Led the team with a season-high 91 yards on 3 catches in the 34-13 win at NYG (10/11/18), including a season-long 58-yard reception in the second quarter that set up a 10-yard TD pass from **Carson Wentz** to **Zach Ertz** on the next play
- Recorded a season-high-tying 8 receptions for 88 yards at TB (9/16/18). Became just the second player in Eagles history to post 8+ receptions in 3 straight games (including playoffs), joining **Zach Ertz** (12/20/15-1/3/16)
- Led the Eagles with a season-high 8 catches for 33 yards in the season-opening win vs. Atl. (9/7/18)

2017 - PHILADELPHIA EAGLES (16/10, 3/3)

- Enjoyed a breakout season, producing career highs in receptions (62), receiving yards (768) and receiving TDs (8)
- Tied for 8th in the NFL in receiving TDs (8), behind **DeAndre Hopkins** (13), **Davante Adams** (10), **Jimmy Graham** (10), **Antonio Brown** (9), **Alshon Jeffery** (9), **Marvin Jones Jr.** (9) and **Jarvis Landry** (9)

2018 GAME-BY-GAME STATISTICS (PHI)										
				RECEIVING					SNAPS	
Date	Opp		GP/S	Rec	Yds	Avg	Lg	TD	No	Pct
Sep 6	Atl	W	1/1	8	33	4.1	10	0	68	94%
Sep 16	at TB	L	1/1	8	88	11.0	50	1	72	91%
Sep 23	Ind	W	1/1	4	24	6.0	10	0	80	98%
Sep 30	at Ten	L	1/1	5	22	4.4	10	0	72	92%
Oct 7	Min	L	1/1	4	45	11.3	20	0	52	88%
Oct 11	at NYG	W	1/1	3	91	30.3	58	0	64	90%
Oct 21	Car	L	1/1	6	20	3.3	13	0	59	88%
Oct 28	at Jax	W	1/1	3	49	16.3	39	0	57	92%
Nov 11	Dal	L	1/1	5	83	16.6	51	0	55	89%
Nov 18	at NO	L	1/1	0	0	---	--	0	44	86%
Nov 25	NYG	W	1/1	1	12	12.0	12	0	47	72%
Dec 3	Was	W	1/1	4	56	14.0	39	0	65	87%
Dec 9	at Dal									
Dec 16	at LAR									
Dec 23	Hou									
Dec 30	at Was									
Totals			**12/12**	**51**	**523**	**10.3**	**58**	**1**	**735**	**89%**

2017 GAME-BY-GAME STATISTICS (PHI)

				RECEIVING					SNAPS	
Date	**Opp**		**GP/S**	**Rec**	**Yds**	**Avg**	**Lg**	**TD**	**No**	**Pct**
Sep 10	at Was	W	1/0	6	86	14.3	58t	1	42	62%
Sep 17	at KC	L	1/0	1	9	9.0	9	1	55	76%
Sep 24	NYG	W	1/0	2	20	10.0	11	0	45	59%
Oct 1	at LAC	W	1/1	3	58	19.3	36	0	61	77%
Oct 8	Ari	W	1/1	4	93	23.3	72t	1	47	70%
Oct 12	at Car	W	1/1	4	55	13.8	24t	1	48	77%
Oct 23	Was	W	1/1	4	45	11.3	14	1	47	72%
Oct 29	SF	W	1/1	3	26	8.7	17	0	36	51%
Nov 5	Den	W	1/0	2	36	18.0	35	0	40	58%
Nov 19	at Dal	W	1/0	1	-2	-2.0	-2	0	47	73%
Nov 26	Chi	W	1/1	3	32	10.7	15t	1	65	83%
Dec 3	at Sea	L	1/1	7	141	20.1	51	1	66	88%
Dec 10	at LAR	W	1/1	8	64	8.0	18	0	77	85%
Dec 17	at NYG	W	1/1	7	59	8.4	16	1	49	72%
Dec 25	Oak	W	1/1	4	35	8.8	12	0	58	85%
Dec 31	Dal	L	1/0	3	11	3.7	7	0	30	51%
Totals			**16/10**	**62**	**768**	**12.4**	**72t**	**8**	**813**	**72%**
PLAYOFFS										
Jan 13	Atl	W	1/1	3	24	8.0	10	0	51	76%
Jan 21	Min	W	1/1	3	59	19.7	42	0	46	71%
Feb 4	at NE	W	1/1	9	84	9.3	24	0	57	76%
Totals			**3/3**	**15**	**167**	**11.1**	**42**	**0**	**154**	**74%**

HIGH SCHOOL STANDOUT

Agholor attended Berkeley Prep (Tampa, FL), where he earned All-America honors as a senior running back, wide receiver, cornerback and safety. In his career, Agholor notched 4,732 rushing yards, 921 receiving yards, 12 INTs and 8 kickoff return TDs.

As a senior, Agholor totaled 212 carries for 1,983 yards and 28 TDs and 10 receptions for 117 yards and 2 TDs. He also racked up 35 tackles and 3 INTs on defense.

As a junior, Agholor had 1,440 yards on offense, 3 INTs on defense and 323 return yards.

As a sophomore, Agholor ran for 970 yards with 15 TDs and had 14 receptions for 239 yards with 3 TDs, while totaling 31 tackles and 4 INTs on defense.

Agholor also played basketball at Berkeley, where he averaged 12.8 points, 4.8 rebounds, 4.3 assists and 2.3 steals as a senior.

BIRDSEED

Agholor, who majored in communication at USC, was born in Nigeria and moved to the United States when he was 5 years old. Agholor is the son of Felix and Caroline and has four siblings. His father played high-level soccer in Nigeria.

@nelsonagholor @nelsonagholor15

CAREER HIGHLIGHTS (Continued)

- Led Philadelphia with nine 20+ yard receptions, including two 50+ yard receiving TDs, which are the most by an Eagle in a single season since **Jeremy Maclin** in 2014 (3)
- Ranked 1st in the NFL in third-down yards per reception (17.5) (min. 20 receptions)
- Posted a career-high 9 receptions for 84 yards in **Super Bowl LII** at NE (2/4/18). Tied for the 2nd-most receptions in Eagles playoff history, trailing only **Brent Celek**'s 10 catches on 1/18/09 at Arizona
- Helped set up an Eagles TD drive (1-yard rushing TD by **LeGarrette Blount**) with a 21-yard gain on an end-around in the 15-10 win vs. Atl. (1/13/18) in the Divisional Round. Marked the longest rush ever by an Eagles WR in the playoffs and the longest overall by an Eagles WR since **DeSean Jackson** on 10/17/10 vs. Atlanta (31 yards)
- Paced the Eagles with 7 receptions for a career-high 141 receiving yards and 1 TD at Sea. (12/3/17). Became the first Eagle to produce 140+ receiving yards and 1+ TD in a single game since **Jordan Matthews** on 12/20/15 vs. Ari. (159-1)
- Recorded 2 TDs in the 31-3 win vs. Chi. (11/26/17). Caught a 15-yard TD in the second quarter and also registered his first career fumble recovery TD in the fourth quarter

LB D.J. ALEXANDER 57

6-2 | 233 4th Year

DOB: Sept. 30, 1991 (Age 27)

Palm Desert, California

Palm Desert High School

PRO BOWL 2017

Oregon State
D5-15 (172nd overall) by Kansas City
Acquired: W-Sea-18

Originally selected by Kansas City in the 5th round (172nd overall) of the 2015 NFL Draft, **D.J. Alexander** was claimed off waivers by the Eagles from Seattle prior to the start of the 2018 campaign. Alexander, who was named to the 2017 Pro Bowl as a special teams player, has totaled 35 special teams tackles in 54 career NFL games.

SPECIAL TEAMS TACKLES

KANSAS CITY CHIEFS IN 2016

D.J. Alexander	12
Anthony Sherman	9
Daniel Sorenson	9
J. O'Shaughnessy	7
Several players tied	6

KANSAS CITY CHIEFS IN 2015

D.J. Alexander	11
Frank Zombo	8
Jamell Fleming	7
Steven Nelson	7
Daniel Sorenson	6

BIRDSEED

Alexander played both linebacker and wide receiver at Palm Desert (CA) High School, where he was named Co-Desert Valley League MVP as a senior after making 118 tackles, including 12 TFL, and 7.0 sacks. Alexander was also a standout in track, breaking the school record in the 100 and 200 meter events.

Alexander majored in human development and family science at Oregon State.

@D_alexander57

Alexander was named to the Pro Bowl as a special teams player after leading the Chiefs with 12 special teams tackles in 2016.

CAREER HIGHLIGHTS

- Earned his first-career **Pro Bowl** nod as a special teams player following the 2016 season after leading Kansas City with 12 special teams tackles
- Has accumulated 35 special teams tackles and 9 tackles (8 solo) on defense during his career

2017 - SEATTLE SEAHAWKS (12/0)

- Recorded 8 special teams tackles along with 2 solo tackles on defense

2016 - KANSAS CITY CHIEFS (16/1, 1/0)

- Named to his first-career **Pro Bowl** as a special teams player after leading the Chiefs with 12 special teams tackles. Also posted 5 solo tackles on defense

2015 - KANSAS CITY CHIEFS (16/0, 2/0)

- Led the Chiefs with 11 special teams tackles in the regular season. Added 2 tackles (1 solo) on defense

LB D.J. ALEXANDER 57

CAREER STATISTICS																		
			TACKLES					PASS DEFENSE						FUMBLES			DEF SNAPS	
Year	Team	GP/S	Total	Solo	Asst	TFL	Sacks	Int	Yds	Lg	TD	PD	QPH	FF	FR	Yds	No	Pct
2015	Kansas City	16/0	2	1	1	0	0.0	0	0	--	0	0	0	0	0	0	9	1%
2016	Kansas City	16/1	5	5	0	1	0.0	0	0	--	0	0	0	1	0	0	48	4%
2017	Seattle	12/0	2	2	0	1	0.0	0	0	--	0	0	0	0	0	0	20	2%
2018	Philadelphia	10/0	0	0	0	0	0.0	0	0	--	0	0	0	0	0	0	0	0%
Totals		**54/1**	**9**	**8**	**1**	**2**	**0.0**	**0**	**0**	**--**	**0**	**0**	**0**	**1**	**0**	**0**	**---**	**---**
PLAYOFFS																		
2015	Kansas City	2/0	0	0	0	0	0.0	0	0	--	0	0	0	0	0	0	1	1%
2016	Kansas City	1/0	0	0	0	0	0.0	0	0	--	0	0	0	0	0	0	0	0%
Totals		**3/0**	**0**	**0**	**0**	**0**	**0.0**	**0**	**0**	**--**	**0**	**0**	**0**	**0**	**0**	**0**	**---**	**---**

ADDITIONAL STATISTICS

Special Teams Tackles: 35 - *2018* (4); *2017 (8)*; *2016 (12)*; *2015 (11)* **Postseason Special Teams Tackles:** 1 - *2015 (1)*

CAREER HIGHS		
Tackles	4	12/18/16 vs. Ten.
Sacks	--	---
INTs	--	---
PDs	--	---
FFs	1	11/6/16 vs. Jax.
FRs	--	---

2018 GAME-BY-GAME STATISTICS (PHI)												
Date	**Opp**		**GP/S**	**Tot**	**Solo**	**Sk**	**Int**	**PD**	**FF**	**FR**	**Snaps**	**Pct**
Sep 6	Atl	W	1/0	0	0	0.0	0	0	0	0	0	0%
Sep 16	at TB	L	1/0	0	0	0.0	0	0	0	0	0	0%
Sep 23	Ind	W	1/0	0	0	0.0	0	0	0	0	0	0%
Sep 30	at Ten	L	1/0	0	0	0.0	0	0	0	0	0	0%
Oct 7	Min	L	1/0	0	0	0.0	0	0	0	0	0	0%
Oct 11	at NYG	W	0/0	INACTIVE (QUAD)								
Oct 21	Car	L	0/0	INACTIVE (QUAD)								
Oct 28	at Jax	W	1/0	0	0	0.0	0	0	0	0	0	0%
Nov 11	Dal	L	1/0	0	0	0.0	0	0	0	0	0	0%
Nov 18	at NO	L	1/0	0	0	0.0	0	0	0	0	0	0%
Nov 25	NYG	W	1/0	0	0	0.0	0	0	0	0	0	0%
Dec 3	Was	W	1/0	0	0	0.0	0	0	0	0	0	0%
Dec 9	at Dal											
Dec 16	at LAR											
Dec 23	Hou											
Dec 30	at Was											
Totals			**10/0**	**0**	**0**	**0.0**	**0**	**0**	**0**	**0**	**0**	**0%**

COLLEGE HIGHLIGHTS

- Played in 44 career games (32 starts) at Oregon State, recording 209 tackles (120 solo), including 8.5 sacks and 23 TFL, 4 PDs, 2 FFs and 1 INT

TRANSACTIONS

2016 Drafted by KC in 5th round (172nd overall)
Signed 4-year contract

7/28/17 Acquired by SEA from KC in exchange for LB Kevin Pierre-Louis

9/1/18 Waived by SEA

9/2/18 Acquired by PHI off waivers from SEA

CB DE'VANTE BAUSBY 41

6-2 | 190 2nd Year

DOB: Jan. 15, 1993 (Age 25)

Pittsburg State
UDFA ('15) by Kansas City
Acquired: FA-17

De'Vante Bausby was signed to the Eagles practice squad during the 2017 regular season. The Kansas City native originally joined the Chiefs as an undrafted rookie in 2015 and saw action in 4 games with the Bears in 2016. Bausby played collegiately at Pittsburg State, where he produced 127 tackles, 30 PDs, 11 INTs, 6.5 sacks, 2 FFs and 1 FR in 49 career games.

BIRDSEED

Bausby was a three-time all-state selection at Bishop Hogan Preparatory Academy, earning honors at defensive back in 2008 and 2010 and at wide receiver in 2009 and 2010. Bausby made 178 career tackles and 22 INTs and logged 88 career catches for 2,498 yards and 15 TDs. He was ranked the No. 23 overall player and No. 2 defensive back in the state of Missouri by Rivals.com in 2011.

THREE STEP DROP

Nickname: Big Baus

First job: Food prep at a concession stand with the Kansas City Royals

Bucket list: Jump out of an airplane

Surprisingly good at: He is bilingual (English and Spanish)

If he could play another sport: Center fielder in baseball

Favorite athletes growing up: Sean Taylor and Randy Moss

Favorite quote: "Start strong, finish strong."

Favorite movies: *All About the Benjamins* and *The Pursuit of Happyness*

Favorite TV show: *My Wife and Kids*

Three favorite throwback jerseys: Walter Payton, Chicago Bears; Derrick Thomas, Kansas City Chiefs; Brian Dawkins, Philadelphia Eagles

CAREER HIGHLIGHTS

2018 - PHILADELPHIA EAGLES (3/1)

- Made the first start of his NFL career in Week 12 vs. NYG (11/25/18). Tied for the team lead with a career-high 9 tackles

2016 - CHICAGO BEARS (4/0)

- Was on the Bears active roster for 7 games and saw action in 4 contests, recording 12 tackles (8 solo) and 2 PDs
- Registered a career-high 7 tackles (5 solo) and 1 PD at GB (10/20/16)
- Made his NFL debut vs. Jax. (10/16/16)

CB DE'VANTE BAUSBY 41

CAREER STATISTICS

			TACKLES					PASS DEFENSE						FUMBLES			DEF SNAPS	
Year	Team	GP/S	Total	Solo	Asst	TFL	Sacks	Int	Yds	Lg	TD	PD	QPH	FF	FR	Yds	No	Pct
2016	Chicago	4/0	12	8	4	0	0.0	0	0	--	0	2	0	0	0	0	115	11%
2018	Philadelphia	3/1	14	11	3	1	0.0	0	0	--	0	0	0	0	0	0	85	11%
Totals		**7/1**	**26**	**19**	**7**	**1**	**0.0**	**0**	**0**	**--**	**0**	**2**	**0**	**0**	**0**	**0**	**---**	**---**

CAREER HIGHS

Tackles	9	11/25/18 vs. NYG
Sacks	--	---
INTs	--	---
PDs	1	2x, last: 10/31/16 vs. Min.
FFs	--	---
FRs	--	---

COLLEGE HIGHLIGHTS

- A three-year starter at Pittsburg State. Totaled 127 tackles, 30 PDs, 11 INTs, 6.5 sacks, 2 FFs and 1 FR
- Named first-team All-MIAA after leading the team with 4 INTs in 2014
- In 2013, earned third-team All-MIAA accolades

TRANSACTIONS

2015	Signed by KC as UDFA
6/19/15	Waived by KC
12/22/15	Signed by CHI to practice squad
1/4/16	Signed by CHI
9/3/16	Waived by CHI
9/4/16	Signed by CHI to practice squad
10/10/16	Signed by CHI from practice squad to active roster
11/19/16	Waived by CHI
11/22/16	Signed by CHI
12/13/16	Waived by CHI
12/15/16	Signed by CHI to practice squad
1/3/17	Signed by CHI
5/1/17	Waived by CHI
5/3/17	Signed by KC
9/2/17	Waived by KC
9/12/17	Signed by PHI to practice squad
2/13/18	Signed by PHI
9/1/18	Waived by PHI
9/2/18	Signed by PHI to practice squad
9/6/18	Released from practice squad by PHI
9/7/18	Signed by PHI to practice squad
9/11/18	Released from practice squad by PHI
11/5/18	Signed by PHI to practice squad
11/17/18	Signed by PHI from practice squad to active roster

2018 GAME-BY-GAME STATISTICS (PHI)

Date	Opp		GP/S	Tot	Solo	Sk	Int	PD	FF	FR	Snaps	Pct
SIGNED BY PHI FROM PRACTICE SQUAD TO 53-MAN ROSTER (11/17)												
Nov 18	at NO	L	1/0	5	4	0.0	0	0	0	0	24	34%
Nov 25	NYG	W	1/1	9	7	0.0	0	0	0	0	61	98%
Dec 3	Was	W	1/0	0	0	0.0	0	0	0	0	0	0%
Dec 9	at Dal											
Dec 16	at LAR											
Dec 23	Hou											
Dec 30	at Was											
Totals			**3/1**	**14**	**11**	**0.0**	**0**	**0**	**0**	**0**	**85**	**11%**

2016 GAME-BY-GAME STATISTICS (CHI)

Date	Opp		GP/S	Tot	Solo	Sk	Int	PD	FF	FR	Snaps	Pct
ACTIVATED FROM PRACTICE SQUAD TO 53-MAN ROSTER (10/10/16)												
Oct 16	Jax	L	1/0	0	0	0.0	0	0	0	0	3	5%
Oct 20	at GB	L	1/0	7	5	0.0	0	1	0	0	56	64%
Oct 31	Min	W	1/0	4	3	0.0	0	1	0	0	53	87%
Nov 13	at TB	L	1/0	1	0	0.0	0	0	0	0	3	4%
WAIVED BY CHICAGO (11/19/16)												
SIGNED BY CHICAGO (11/22/16)												
Nov 27	Ten	L	0/0	INACTIVE								
Dec 4	SF	W	0/0	INACTIVE								
Dec 11	at Det	L	0/0	INACTIVE								
WAIVED BY CHICAGO (12/13/16)												
Totals			**4/0**	**12**	**8**	**0.0**	**0**	**2**	**0**	**0**	**115**	**11%**

DE MICHAEL BENNETT 77

6-4 | 274 10th Year

DOB: Nov. 13, 1985 (Age 33)

2013

PRO BOWL 2018

PRO BOWL 2017

PRO BOWL 2016

Texas A&M

UDFA ('09) by Seattle

Acquired: T-Sea-18



A three-time Pro Bowler and **Super Bowl XLVIII** champion with Seattle, **Michael Bennett** was acquired by the Eagles in a trade with the Seahawks during the 2018 offseason. In 2017, Bennett recorded 8.5 sacks and led Seattle's defense in tackles for loss (14) and QB hits (24).

MOST TACKLES FOR LOSS

NFL PLAYERS SINCE 2009

J.J. Watt	150
Calais Campbell	133
Von Miller	123
Clay Matthews	115
Michael Bennett	113
Terrell Suggs	113

SACK LEADERS

PHILADELPHIA EAGLES 2018

Michael Bennett	6.5
Fletcher Cox	5.0
Chris Long	4.5
Brandon Graham	4.0
Jordan Hicks	3.0

UNDRAFTED NFL PLAYERS (SINCE 2009)

Cameron Wake	96.5
Michael Bennett	60.5
James Harrison	56.0
Chris Clemons	52.0
Mario Addison	44.5

BIRDSEED

@mosesbread72

Bennett was nominated for the **Walter Payton Man of the Year Award** in 2017.

Bennett's foundation works to fight obesity through OCEAN (fighting Obesity through Community, Education, Activity and Nutrition) sports camps.

Bennett pledged his endorsement money in 2017 to rebuild minority communities through STEAM (science, technology, engineering, arts, and mathematics) programs and initiatives that directly affect minority women.

Bennett has also partnered with multiple organizations to start gardening programs for youth in juvenile detention.

Bennett's brother, Martellus (TE), was selected by Dallas in the 2008 NFL Draft and has played in 144 career games.

CAREER HIGHLIGHTS

- Earned three consecutive **Pro Bowl** nods following the 2015-17 seasons
- Played a key role on Seattle's **Super Bowl XLVIII**-winning defense in 2013. Led the team with 8.5 sacks and 14 TFL while adding 1.5 sacks, 2 FFs and 2 FRs in the postseason
- His 60.5 career sacks are the 2nd-most by an undrafted player since he entered the league in 2009, trailing only **Cameron Wake** (96.5)
- Is one of 8 NFL players with 5.0+ sacks in every season dating back to 2012 (career-high 10.0 sacks with Seattle in 2015)

CAREER STATISTICS

			TACKLES					PASS DEFENSE						FUMBLES			DEF SNAPS	
Year	**Team**	**GP/S**	**Total**	**Solo**	**Asst**	**TFL**	**Sacks**	**Int**	**Yds**	**Lg**	**TD**	**PD**	**QPH**	**FF**	**FR**	**Yds**	**No**	**Pct**
2009	Tampa Bay	7/0	5	4	1	4	1.0	0	0	--	0	0	0	0	0	0	N/A	N/A
2010	Tampa Bay	13/2	21	14	7	4	1.0	0	0	--	0	0	6	0	0	0	N/A	N/A
2011	Tampa Bay	14/10	47	32	15	9	4.0	0	0	--	0	0	13	1	2	0	N/A	N/A
2012	Tampa Bay	16/16	41	34	7	18	9.0	0	0	--	0	3	18	3	0	0	956	89%
2013	Seattle	16/3	31	17	14	9	8.5	0	0	--	0	0	25	1	1	22t	598	57%
2014	Seattle	16/16	39	27	12	14	7.0	0	0	--	0	0	19	1	0	0	829	85%
2015	Seattle	16/16	52	33	19	18	10.0	0	0	--	0	0	29	2	0	0	812	82%
2016	Seattle	11/11	34	23	11	14	5.0	0	0	--	0	0	20	0	0	0	565	52%
2017	Seattle	16/16	40	25	15	14	8.5	0	0	--	0	1	24	0	0	0	931	85%
2018	Philadelphia	12/6	23	16	7	7	6.5	0	0	--	0	1	34	1	0	0	488	65%
Totals		**137/96**	**333**	**225**	**108**	**111**	**60.5**	**0**	**0**	**--**	**0**	**5**	**188**	**9**	**3**	**22**	**---**	**---**
PLAYOFFS																		
2013	Seattle	3/1	11	6	5	1	1.5	0	0	--	0	0	1	2	2	17	138	69%
2014	Seattle	3/3	9	5	4	2	0.0	0	0	--	0	0	5	0	0	0	192	91%
2015	Seattle	2/2	10	7	3	1	0.0	0	0	--	0	2	1	1	0	0	109	88%
2016	Seattle	2/2	6	5	1	3	2.0	0	0	--	0	1	2	0	0	0	113	89%
Totals		**10/8**	**36**	**23**	**13**	**7**	**3.5**	**0**	**0**	**--**	**0**	**3**	**9**	**3**	**2**	**17**	**---**	**---**

CAREER HIGHS

Tackles	7	1/17/16 at Car. (Div.)
Sacks	3.5	10/22/15 at SF
PDs	2	9/23/12 at Dal.
FFs	1	12x, last: 10/11/18 at NYG
FRs	1	5x, last: 1/19/14 vs. SF (Div.)

MULTI-SACK GAMES (9)

Date	Opponent	Sacks
10/22/15	at San Francisco 49ers (W, 20-3)	3.5
11/11/18	vs. Dallas Cowboys (L, 20-27)	2.0
9/4/14	vs. Green Bay Packers (W, 36-16)	2.0
12/9/12	vs. Philadelphia Eagles (L, 21-23)	2.0
9/23/12	at Dallas Cowboys (L, 10-16)	2.0
10/3/11	vs. Indianapolis Colts (W, 24-17)	2.0
10/29/17	vs. Houston Texans (W, 41-38)	1.5
9/10/17	at Green Bay Packers (L, 9-17)	1.5
9/22/13	vs. Jacksonville Jaguars (W, 45-17)	1.5

CAREER HIGHLIGHTS (Continued)

2018 - PHILADELPHIA EAGLES (12/6)

- Through Week 13, leads the defense in sacks (6.5) and ranks 2nd in combined quarterback hits and pressures (34). Is also tied for 2nd on the team with 7 TFL
- Recorded a key 11-yard sack of Giants QB **Eli Manning** in the third quarter of the team's win vs. NYG (11/25/18)
- Logged his first multi-sack game as an Eagle when he brought down **Dak Prescott** twice vs. Dal. (11/11/18)
- Factored in on a sack for the fourth time in five games when he split a sack of Jaguars QB **Blake Bortles** at Jax.)10/28/18)
- Registered his third sack in four games when he dropped Panthers QB **Cam Newton** vs. Car. (10/21/18)
- Notched his second sack of the season in the 1st quarter at NYG (10/11/18) when he strip-sacked Manning to pin the Giants on their own 1 yard line. Recorded a season-high 6 tackles, including a TFL
- Recorded his first sack as an Eagle at Ten. (9/30/18)

2017 - SEATTLE SEAHAWKS (16/16)

- Voted to his third career **Pro Bowl** after ranking 2nd on the Seahawks defense in sacks (8.5) and leading the team in tackles for loss (14) and QB hits (24)

2016 - SEATTLE SEAHAWKS (11/11, 2/2)

- Selected to his second career **Pro Bowl** despite missing 5 games with a knee injury. Posted 5.0 sacks while leading Seattle in tackles for loss (14)

2018 GAME-BY-GAME STATISTICS (PHI)												
Date	Opp		GP/S	Tot	Solo	Sk	Int	PD	FF	FR	Snaps	Pct
Sep 6	Atl	W	1/0	2	1	0.0	0	0	0	0	45	64%
Sep 16	at TB	L	1/0	2	1	0.0	0	0	0	0	24	41%
Sep 23	Ind	W	1/0	1	1	0.0	0	1	0	0	35	59%
Sep 30	at Ten	L	1/0	1	1	1.0	0	0	0	0	36	51%
Oct 7	Min	L	1/1	2	1	0.0	0	0	0	0	49	79%
Oct 11	at NYG	W	1/0	6	4	1.0	0	0	1	0	47	72%
Oct 21	Car	L	1/0	2	1	1.0	0	0	0	0	32	54%
Oct 28	at Jax	W	1/1	1	0	0.5	0	0	0	0	55	86%
Nov 11	Dal	L	1/1	2	2	2.0	0	0	0	0	50	73%
Nov 18	at NO	L	1/1	3	3	0.0	0	0	0	0	42	60%
Nov 25	NYG	W	1/1	1	1	1.0	0	0	0	0	36	58%
Dec 3	Was	W	1/1			0.0	0		0	0	37	82%
Dec 9	at Dal											
Dec 16	at LAR											
Dec 23	Hou											
Dec 30	at Was											
Totals			**12/6**	**23**	**16**	**6.5**	**0**	**1**	**1**	**0**	**488**	**65%**

2017 GAME-BY-GAME STATISTICS (SEA)												
Date	Opp		GP/S	Tot	Solo	Sk	Int	PD	FF	FR	Snaps	Pct
Sep 10	at GB	L	1/1	3	2	1.5	0	0	0	0	66	81%
Sep 17	SF	W	1/1	3	2	1.0	0	1	0	0	42	86%
Sep 24	at Ten	L	1/1	3	3	0.0	0	0	0	0	64	88%
Oct 1	Ind	W	1/1	2	0	0.5	0	0	0	0	51	85%
Oct 8	at LAR	W	1/1	4	3	1.0	0	0	0	0	60	81%
Oct 22	at NYG	W	1/1	0	0	0.0	0	0	0	0	52	88%
Oct 29	Hou	W	1/1	6	4	1.5	0	0	0	0	59	83%
Nov 5	Was	L	1/1	2	1	1.0	0	0	0	0	58	92%
Nov 9	at Ari	W	1/1	3	1	0.0	0	0	0	0	68	85%
Nov 20	Atl	L	1/1	2	2	0.0	0	0	0	0	55	89%
Nov 26	at SF	W	1/1	4	3	1.0	0	0	0	0	54	76%
Dec 3	Phi	W	1/1	1	0	0.0	0	0	0	0	67	89%
Dec 10	at Jax	L	1/1	1	1	0.0	0	0	0	0	57	86%
Dec 17	LAR	L	1/1	1	0	0.0	0	0	0	0	52	77%
Dec 24	at Dal	W	1/1	4	3	1.0	0	0	0	0	68	92%
Dec 31	Ari	L	1/1	1	0	0.0	0	0	0	0	58	82%
Totals			**16/16**	**40**	**25**	**8.5**	**0**	**1**	**0**	**0**	**931**	**85%**

CAREER HIGHLIGHTS (Continued)

2015 - SEATTLE SEAHAWKS (16/16, 2/2)

- Named to his first career **Pro Bowl** after leading the team with a career-high 10.0 sacks
- Produced a career-high 3.5 sacks in the 20-3 win at SF (10/22/15). Became just the seventh player in Seahawks history to record at least 3.5 sacks in a single game (first since **Chris Clemons**' 4.0-sack game on 9/14/12 vs. GB)

2014 - SEATTLE SEAHAWKS (16/16, 3/3)

- Posted 7.0 sacks and helped Seattle's defense lead the league in scoring defense for a third consecutive year, becoming just the third team in NFL history to do so

2013 - SEATTLE SEAHAWKS (16/3, 3/1)

- Played a key role on Seattle's **Super Bowl XLVIII**-winning defense. Led the team with 8.5 sacks, 14 TFL and 25 QB hits while adding 1.5 sacks, 2 FFs and 2 FRs in the postseason
- Helped the Seahawks lead the NFL in total defense, passing defense, turnover margin and points allowed
- Recovered the fumble on a **Cliff Avril** strip-sack of Saints QB **Drew Brees** and returned it 22 yards for his first career TD in the 34-7 win vs. NO (12/2/13)

2012 - TAMPA BAY BUCCANEERS (16/16)

- Led the Buccaneers with 9.0 sacks

COLLEGE HIGHLIGHTS

- Recorded 42 tackles, 12 TFL and 2.0 sacks as a full-time starter at Texas A&M in 2008. Named honorable mention All-Big 12 by the league's coaches in 2007

TOUCHDOWNS (1)		
Date	Opponent	TDs
12/2/13	vs. New Orleans Saints (W, 34-7)	22-yard FR

TRANSACTIONS

2009	Signed by SEA as UDFA
10/10/09	Waived by SEA
10/12/09	Claimed off waivers by TB
3/19/12	Signed by TB to 1-year tender
3/16/13	Signed by SEA
3/11/14	Signed by SEA to 4-year contract extension
12/30/16	Signed by SEA to 3-year contract extension
3/14/18	Traded with 2018 7th-round draft choice from SEA to PHI in exchange for WR **Marcus Johnson** and 2018 5th-round draft choice

LB NIGEL BRADHAM 53

6-2 | 241 7th Year

DOB: Sept. 4, 1989 (Age 29)

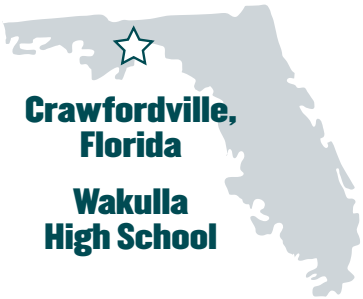

Crawfordville, Florida

Wakulla High School

Florida State
D4a-12 (105th overall) by Buffalo
Acquired: FA-Buf-16

2017

Nigel Bradham (pronounced BRAD-em) was signed by Philadelphia to a 5-year contract in the 2018 offseason after leading all Eagles LBs in tackles (184), sacks (3.0), FFs (3) and PDs (13) from 2016-17. In 2017, Bradham played a key role in Philadelphia's **Super Bowl LII**-winning defense and finished 3rd on the team with 85 tackles in the regular season.

MOST TACKLES

EAGLES PLAYERS IN 2017

Malcolm Jenkins	119
Jalen Mills	86
Nigel Bradham*	85
Rodney McLeod	78
Mychal Kendricks*	72

EAGLES PLAYERS IN 2016

Rodney McLeod	117
Malcolm Jenkins	114
Nigel Bradham*	99
Jordan Hicks*	95
Jalen Mills	67

** Eagles linebackers*

THREE STEP DROP

First job: Stocked frozen foods in the dairy section at Winn-Dixie. "I quit after three days. It was too cold!"

"Welcome to the NFL" moment: Having to hit former NFL fullback Vonta Leach his rookie year. "I was sore after that one."

Unique training methods: Yoga

NFL players he looked up to growing up: Derrick Brooks & Ray Lewis

If he could play another sport, what position: First or third base for the Miami Marlins

Three favorite throwback jerseys: Deion Sanders, Atlanta Falcons; Derrick Brooks, Tampa Bay Buccaneers; Dick Butkus, Chicago Bears

CAREER HIGHLIGHTS

2018 - PHILADELPHIA EAGLES (11/11)

- Sacked Giants QB **Eli Manning** and recorded 1 PD in the 34-13 win at NYG (10/11/8)
- Recovered a fumble by Vikings RB **Roc Thomas** in the fourth quarter vs. Min. (10/7/18). Has recovered a fumble in each of the last three seasons with the Eagles
- Posted 7 tackles (3 solo) and 1.0 sack of Buccaneers QB **Ryan Fitzpatrick** in his season debut at TB (9/16/18)

2017 - PHILADELPHIA EAGLES (15/15, 3/3)

- Led Eagles LBs with 85 tackles (67 solo) and had a career-high 8 PDs. Added 12 tackles (10 solo), 1.0 sack and 1 PD during the team's **Super Bowl LII**-winning postseason run

CAREER STATISTICS																		
			TACKLES					PASS DEFENSE						FUMBLES			DEF SNAPS	
Year	Team	GP/S	Total	Solo	Asst	TFL	Sacks	Int	Yds	Lg	TD	PD	QPH	FF	FR	Yds	No	Pct
2012	Buffalo	16/11	47	27	20	2	0.0	0	--	--	0	1	0	0	1	0	395	36%
2013	Buffalo	16/2	38	21	17	1	0.0	0	--	--	0	0	0	0	0	--	285	25%
2014	Buffalo	14/14	102	65	37	6	2.5	1	0	0	0	7	7	2	0	--	805	74%
2015	Buffalo	11/11	57	42	15	4	1.0	0	--	--	0	4	3	0	0	--	728	67%
2016	Philadelphia	16/16	99	67	32	7	2.0	1	28	28	0	5	2	2	1	0	990	97%
2017	Philadelphia	15/15	85	67	18	5	1.0	0	--	--	0	8	2	1	1	37	923	90%
2018	Philadelphia	11/11	67	49	18	2	2.0	0	0	--	0	2	1	0	1	0	635	84%
Totals		**99/80**	**489**	**334**	**155**	**27**	**8.5**	**2**	**28**	**28**	**0**	**27**	**15**	**5**	**4**	**37**	**---**	**---**
PLAYOFFS																		
2017	Philadelphia	3/3	12	10	2	1	1.0	0	--	--	0	1	1	0	0	--	206	100%
Totals		**3/3**	**12**	**10**	**2**	**1**	**1.0**	**0**	**--**	**--**	**0**	**1**	**1**	**0**	**0**	**--**	**---**	**---**

ADDITIONAL STATISTICS

Fumble Recovery TD: 11/19/17 at Dal. (37 yards) **Special Teams Tackles:** 28 - *2016 (3); 2015 (1); 2014 (1); 2013 (13); 2012 (10)*

CAREER HIGHS		
Tackles	14	12/22/16 vs. NYG
Sacks	1.5	9/28/14 at Hou.
INTs	1	2x, last: 9/19/16 at Chi.
PDs	2	4x, last: 12/17/17 at NYG
FFs	1	5x, last: 12/10/17 at LAR
FRs	1	4x, last: 10/7/18 vs. Min.

CAREER HIGHLIGHTS (Continued)

- Sacked Falcons QB **Matt Ryan** on third down in the third quarter of the NFC Divisional Playoff vs. Atl. (1/13/18). Helped set up a scoring drive that culminated with a game-winning, 37-yard FG by **Jake Elliott**
- Forced a fumble of Rams WR **Tavon Austin** on a lateral play that was picked up by **Brandon Graham** and returned for the victory sealing TD in the division-clinching, 43-35 win at LAR (12/10/17)
- Recovered the fumble on a **Derek Barnett** strip-sack of Cowboys QB **Dak Prescott** and returned it 37 yards for his first career TD at Dal. (11/19/17)

2016 - PHILADELPHIA EAGLES (16/16)

- Led Eagles LBs with 99 tackles (67 solo) and a career-high 7 TFL while tying for the team-lead with 2 FFs. Also started a career-high 16 games
- Totaled a career-high 14 tackles vs. NYG (12/22/16)
- Intercepted Bears QB **Jay Cutler** in the third quarter at Chi. (9/19/16). Returned it 28 yards to Chicago's 2-yard line to set up a **Carson Wentz**-to-**Trey Burton** TD

BIRDSEED

Bradham was a consensus five-star prospect and earned *Parade* All-America honors after finishing his career at Wakulla High School with over 430 tackles and 20 sacks. As a senior in 2007, Bradham earned first-team 3A All-State honors and was named the *Tallahassee Democrat* All-Big Bend Defensive Player of the Year, compiling 145 tackles, 8 sacks and 4 INTs. He was a finalist for the 2008 U.S. Army Player of the Year award and earned a spot in the U.S. Army All-American Bowl.

Bradham graduated from Florida State in December 2011 with a degree in social science.

@NigelBradham_13 @5trey_

LB NIGEL BRADHAM 53

2018 GAME-BY-GAME STATISTICS (PHI)												
Date	**Opp**		**GP/S**	**Tot**	**Solo**	**Sk**	**Int**	**PD**	**FF**	**FR**	**Snaps**	**Pct**
Sep 6	Atl	W	0/0	SUSPENDED BY NFL								
Sep 16	at TB	L	1/1	7	3	1.0	0	0	0	0	47	81%
Sep 23	Ind	W	1/1	1	1	0.0	0	0	0	0	41	69%
Sep 30	at Ten	L	1/1	6	4	0.0	0	0	0	0	57	80%
Oct 7	Min	L	1/1	8	6	0.0	0	0	0	1	59	95%
Oct 11	at NYG	W	1/1	6	6	1.0	0	1	0	0	64	98%
Oct 21	Car	L	1/1	7	5	0.0	0	0	0	0	59	100%
Oct 28	at Jax	W	1/1	7	6	0.0	0	1	0	0	62	97%
Nov 11	Dal	L	1/1	9	8	0.0	0	0	0	0	69	100%
Nov 18	at NO	L	1/1	5	3	0.0	0	0	0	0	70	100%
Nov 25	NYG	W	1/1	6	4	0.0	0	0	0	0	62	100%
Dec 3	Was	W	1/1	5	3	0.0	0	0	0	0	45	100%
Dec 9	at Dal											
Dec 16	at LAR											
Dec 23	Hou											
Dec 30	at Was											
Totals			**11/11**	**67**	**49**	**2.0**	**0**	**2**	**0**	**1**	**635**	**84%**

2017 GAME-BY-GAME STATISTICS (PHI)												
Date	**Opp**		**GP/S**	**Tot**	**Solo**	**Sk**	**Int**	**PD**	**FF**	**FR**	**Snaps**	**Pct**
Sep 10	at Was	W	1/1	4	3	0.0	0	1	0	0	63	100%
Sep 17	at KC	L	1/1	4	2	0.0	0	0	0	0	53	100%
Sep 24	NYG	W	1/1	7	6	0.0	0	0	0	0	69	100%
Oct 1	at LAC	W	1/1	5	5	0.0	0	0	0	0	57	100%
Oct 8	Ari	W	1/1	7	7	0.0	0	0	0	0	45	75%
Oct 12	at Car	W	1/1	10	7	0.0	0	2	0	0	78	95%
Oct 23	Was	W	1/1	3	3	0.0	0	0	0	0	64	100%
Oct 29	SF	W	1/1	3	2	0.0	0	1	0	0	66	100%
Nov 5	Den	W	1/1	5	4	1.0	0	0	0	0	54	84%
Nov 19	at Dal	W	1/1	6	5	0.0	0	0	0	1	63	100%
Nov 26	Chi	W	1/1	1	0	0.0	0	0	0	0	44	80%
Dec 3	at Sea	L	1/1	6	4	0.0	0	0	0	0	62	100%
Dec 10	at LAR	W	1/1	5	4	0.0	0	2	1	0	48	100%
Dec 17	at NYG	W	1/1	10	7	0.0	0	2	0	0	88	100%
Dec 25	Oak	W	1/1	9	8	0.0	0	0	0	0	69	100%
Dec 31	Dal	L	0/0	INACTIVE								
Totals			**15/15**	**85**	**67**	**1.0**	**0**	**8**	**1**	**1**	**923**	**90%**
PLAYOFFS												
Jan 13	Atl	W	1/1	3	2	1.0	0	1	0	0	63	100%
Jan 21	Min	W	1/1	3	3	0.0	0	0	0	0	67	100%
Feb 4	at NE	W	1/1	6	5	0.0	0	0	0	0	76	100%
Totals			**3/3**	**12**	**10**	**1.0**	**0**	**1**	**0**	**0**	**206**	**100%**

CAREER HIGHLIGHTS (Continued)

2015 - BUFFALO BILLS (11/11)

- Registered 57 tackles (42 solo), 1.0 sack and 4 PDs

2014 - BUFFALO BILLS (14/14)

- Set career highs in tackles (102) and sacks (2.5)
- Recorded the first INT of his career when he picked off Texans QB **Ryan Fitzpatrick** at Hou. (9/28/14)

2013 - BUFFALO BILLS (16/2)

- Finished with 38 tackles (21 solo) and also posted a career-high 13 special teams tackles

2012 - BUFFALO BILLS (16/11)

- Started the final 11 contests of his rookie season and recorded 47 tackles (27 solo), 1 PD and 1 FR

COLLEGE HIGHLIGHTS

- Appeared in 53 games (39 starts) at Florida State. During his four-year career, recorded 306 tackles (189 solo), 21.5 TFL and 9.0 sacks. Led the Seminoles in tackles in three consecutive seasons (2009-11)

G BRANDON BROOKS 79

6-5 | 335 7th Year

DOB: Aug. 19, 1989 (Age 29)

Miami (Ohio)
D3b-12 (76th overall)
by Houston
Acquired: FA-Hou-16



One of the top offensive guards in the NFL, Brandon Brooks was named to his first career Pro Bowl in 2017. Originally selected by the Texans in the 3rd round (76th overall) of the 2012 NFL Draft, Brooks signed a 5-year contract with the Eagles during the 2016 offseason.

THREE STEP DROP

First jersey: Ray Allen, Milwaukee Bucks

If he could be any superhero: Deadpool, The Flash, or Wolverine

First job: Worked on the grounds crew in college at Miami. Landscaped and poured concrete

Best players he has faced: Geno Atkins and Ndamukong Suh

Hobbies: Golfing and reading

Favorite Halloween costume: The Black Ranger from *Power Rangers*

Three favorite throwback jerseys: Reggie White, Philadelphia Eagles; Satchel Paige; George Gervin

Favorite Philadelphia restaurant: Ralph's Italian Resturant

Favorite books: *Zero to One* by Peter Thiel, *Outliers* by Malcolm Gladwell, and *The Road to Character* by David Brooks

CAREER HIGHLIGHTS

- Earned his first career **Pro Bowl** nod after playing an integral role on the Eagles' **Super Bowl LII**-winning offensive line. In 2017, helped the team rank 3rd in the NFL in offensive points (414, tied) and rushing offense (132.2) and 7th in total offense (365.8)
- Started 14 games at right guard in his first season with the Eagles in 2016
- In 2015, started 14 games for Houston, opening 13 contests at right guard and 1 at left guard. Also started the Texans' Wild Card game vs. KC (1/9/16)
- Opened 15 games for the Texans at right guard in 2014 and paved the way for the Texans ground game to accumulate 2,161 yards, the 2nd-most rushing yards in a single season in franchise history and the 5th-highest total in the NFL that season. Was part of an offensive line that surrendered just 26 sacks, marking the 4th-best total in the NFL
- Became a full-time starter in 2013 and opened 15 contests for the Texans at right guard

COLLEGE HIGHLIGHTS

- Started 41 of the 45 games he played for the Miami University (Ohio) RedHawks and was a three-time All-Mid-American Conference second-team selection
- Registered 287 knockdowns and 47 touchdown-resulting blocks, including 35 touchdown-resulting blocks on the RedHawks' 40 rushing touchdowns during his career

COMMENCEMENT SPEECH

In May 2018, Brooks returned to his alma mater at Miami (Ohio) to deliver a commencement speech to a graduating class of more than 4,000 students. His inspirational speech highlighted his battle with anxiety and also touched on the importance of having a positive outlook on life.

"I am proud of a number of accomplishments I achieved this year - Pro Bowl, Super Bowl - but I am especially proud of defeating the anxiety that has affected me in the past. Truth be told - today I'm feeling a little anxious, but I've learned through therapy to not worry or care about making a mistake. Why? Because the best thing about life is that it goes on."

HOMETOWN PRIDE

An avid fan of Wisconsin sports, Brooks' favorite teams growing up were the Green Bay Packers, Milwaukee Brewers and Milwaukee Bucks. His favorite athletes as a kid were Ray Allen, Sam Cassell, Brett Favre, Ahman Green and Glenn Robinson. The first jersey he ever owned was a Ray Allen Bucks jersey. If he could play another professional sport, he would want to be a pitcher for the Brewers.

AN EARLY INFLUENCE

Brooks took up football at the age of 12 when he played tight end and middle linebacker for the Riverside Tigers. He cites his former neighbor, Jarrod Johnson, as the biggest influence on his football career. Johnson, a former offensive lineman himself, played with the San Diego Chargers, the Pittsburgh Steelers and the Sacramento Surge of the World League. The two still talk to this day.

BIRDSEED

Brooks attended Riverside University (Milwaukee, WI) HS, where he played both offense and defense. Brooks was named a two-time team MVP and served as a captain as a senior, leading the team to an 11-2 record and an appearance in the state playoffs. He also played basketball and baseball for the Tigers and threw the shotput.

Brooks is the son of Dorothy and Robert Brooks. He earned his degree in psychology from Miami University (Ohio).

@bbrooks_79

COLLEGE HIGHLIGHTS (Continued)

- Made the switch to right guard for his senior season (2011) and started all 12 games, earning an appearance in the East-West Shrine Game
- Missed the beginning of his junior season (2010) with an injury, but returned to start two games at left tackle and four games at left guard, helping the RedHawks go 6-0 in those contests. Despite the injury, earned All-MAC second-team honors for a second-consecutive season
- As a sophomore in 2009, earned second-team All-MAC honors after starting 12 games at left tackle and registering 12 touchdown-resulting blocks
- Was named the RedHawks Freshman of the Year as a redshirt freshman in 2008 after he started all 12 games at left guard and recorded 70 knockdowns

TRANSACTIONS

2012 Drafted by HOU in 3rd round (76th overall)
Signed 4-year contract

3/9/16 Agreed to terms with PHI on a 5-year contract

CAREER STATISTICS						
			STARTS		OFF SNAPS	
Year	**Team**	**GP/S**	**LG**	**RG**	**No**	**Pct**
2012	Houston	6/0	0	0	110	10%
2013	Houston	15/15	0	15	1043	93%
2014	Houston	15/15	0	15	985	89%
2015	Houston	14/14	1	13	981	83%
2016	Philadelphia	14/14	0	14	991	87%
2017	Philadelphia	16/16	0	16	1077	95%
2018	Philadelphia	12/12	0	12	818	99%
Totals		**92/86**	**1**	**85**	**---**	**---**
PLAYOFFS						
2012	Houston	2/0	0	0	63	40%
2015	Houston	1/1	0	1	64	100%
2017	Philadelphia	3/3	0	3	207	100%
Totals		**6/4**	**0**	**4**	**---**	**---**

RB COREY CLEMENT 30

5-10 | 220 2nd Year

DOB: Nov. 2, 1994 (Age 24)

Glassboro, New Jersey

Glassboro High School

Wisconsin

UDFA ('17) by Philadelphia

2017

Corey Clement (pronounced CLEM-int) was the only undrafted rookie to make the Eagles opening day roster in 2017. Clement led the Eagles with 4 rushing TDs and added 2 receiving TDs, marking the most offensive TDs (6) by an Eagles rookie RB since 1953. He also posted a team-high 100 receiving yards and 1 TD in **Super Bowl LII**.

MOST OFFENSIVE TDs

ALL-TIME EAGLES ROOKIE RBs

Mel Bleeker (1944)	8
Don Johnson (1953)	7
Steve Van Buren (1944)	7
Corey Clement (2017)	6
Hal Giancanelli (1953)	6
Bob Thurbon (1943)	6

UNDRAFTED ROOKIE RBs SINCE 2008

Isaiah Crowell (2014)	8
Robert Kelley (2016)	7
Corey Clement (2017)	6
LeGarrette Blount (2010)	6
Javarris James (2010)	6

MOST SUPER BOWL RECEIVING YARDS

NFL ROOKIE HISTORY

109	Chris Matthews *(XLIX)*
109	Torry Holt *(XXXIV)*
107	Cris Collinsworth *(XVI)*
100	Corey Clement *(LII)*

THREE STEP DROP

Prized possession: His college degree

Desired talent: Ability to sing like Bruno Mars

Surprisingly good at: Making breakfast

If he could play another sport, what position: NBA point guard

Player he models his game after: Le'Veon Bell

Favorite athletes growing up: Marshall Faulk, Derek Fisher, Steve Nash, Barry Sanders

Favorite TV show: *Friends*

CAREER HIGHLIGHTS

- Recorded a career-high 100 receiving yards in **Super Bowl LII**, including a 22-yard TD reception. Became just the fourth rookie in NFL history to produce 100+ receiving yards in the Super Bowl, joining **Chris Matthews** (109 - *XLIX* with Seattle), **Torry Holt** (109 - *XXXIV* with St. Louis) and **Cris Collinsworth** (107 - *XVI* with Cincinnati)
- Fielded the snap on one of most memorable trick plays in NFL history in **Super Bowl LII**, known as the "*Philly Special*," when **Nick Foles** caught a TD from **Trey Burton** on fourth down
- His 6 TDs (including a team-high 4 rushing TDs) in the 2017 regular season tied for the 4th-most ever by an Eagles rookie RB, trailing only **Mel Bleeker** in 1944 (8), **Don Johnson** in 1953 (7) and **Steve Van Buren** in 1944 (7)

RB COREY CLEMENT 30

CAREER STATISTICS																					
			RUSHING					RECEIVING						OFF SNAPS		KICK RETURNS					ST
Year	Team	GP/S	Att	Yds	Avg	Lg	TD	Rec	Yds	Avg	Lg	TD	TYS	No	Pct	Ret	Yds	Avg	Lg	TD	T
2017	Philadelphia	16/0	74	321	4.3	28	4	10	123	12.3	28	2	444	256	23%	2	49	24.5	35	0	10
2018	Philadelphia	10/0	67	263	3.9	32	2	22	192	8.7	23	0	455	234	28%	12	297	24.8	48	0	4
Totals		**26/0**	**141**	**584**	**4.1**	**32**	**6**	**32**	**315**	**9.8**	**28**	**2**	**899**	**---**	**---**	**14**	**346**	**24.7**	**48**	**0**	**14**
PLAYOFFS																					
2017	Philadelphia	3/0	6	33	5.5	14	0	10	139	13.9	55	1	172	61	29%	2	47	23.5	25	0	0
Totals		**3/0**	**6**	**33**	**5.5**	**14**	**0**	**10**	**139**	**13.9**	**55**	**1**	**172**	**---**	**---**	**2**	**47**	**23.5**	**25**	**0**	**0**

ADDITIONAL STATISTICS

Fumbles/Lost: 2/0 **ST Fumbles/Lost:** 2/0 - *2018 (2/0)* **Punt Returns:** 6 for 17 (2.8 avg.) in 2018 **2-Point Conversions:** 1 rushing at Dal. (11/19/17)

CAREER HIGHS		
Rush Attempts	16	9/23/18 vs. Ind.
Rushing Yards	56	9/23/18 vs. Ind.
Rushing Long	32	11/25/18 vs. NYG
Rushing TDs	2	11/5/17 vs. Den.
Receptions	5	2x, last: 9/16/18 at TB
Receiving Yards	100	2/4/18 at NE (SB)
Receiving Long	55	2/4/18 at NE (SB)
Receiving TDs	1	3x, last: 2/4/18 at NE (SB)
Scrimmage Yards	108	2/4/18 at NE (SB)
Offensive TDs	3	11/5/17 vs. Den.
Kick Returns	4	2x, last: 11/18/18 at NO
Kick Return Yards	114	11/18/18 at NO
Kick Return Long	48	11/18/18 at NO

CAREER HIGHLIGHTS (Continued)

2018 - PHILADELPHIA EAGLES (10/0)

- Accounted for 76 scrimmage yards (45 rushing, 31 receiving) and ran for his 2nd career 2-point conversion (also 11/19/17 at Dallas) in the 25-22 win vs. NYG (11/25/18). Posted a career-long 32-yard run in the second quarter, marking the 2nd-longest play from scrimmage of his career (55-yard reception in **Super Bowl LII** vs. New England on 2/4/18)
- Recorded career highs in kickoff returns (4) and kickoff return yards (114) and registered the longest kickoff return (48 yards) of his career at NO (11/18/18)
- Lifted the Eagles to a 14-3 lead with a 1-yard rushing TD in the 34-13 win at NYG (10/11/18). The score marked his 8th career offensive TD, tying **LeSean McCoy** (2009-10), **Charlie Garner** (1994-95) and **Wilbert Montgomery** (1977-78) for the most by an Eagle in their first 20 career games
- Logged career highs in rush attempts (16) and rushing yards (56) in the 20-16 win vs. Ind. (9/23/18)
- Rushed for a 15-yard TD at TB (9/16/18) to tie the game 7-7 in the second quarter. The score tied for the longest rushing TD of his career (also 9/24/17 vs. NYG)

BIRDSEED

Clement prepped at Glassboro HS (Glassboro, NJ), where he was coached by Mark Maccarone. He was selected to the Semper Fidelis All-American Bowl after finishing his high school career with an outstanding 6,245 rushing yards, 34 rushing TDs and 90 total TDs. Clement, who set the New Jersey state record with 479 yards against Gloucester City, earned first-team all-state honors after rushing for 2,323 yards and 33 TDs while also recording 47 tackles and 8.0 sacks as a senior. He also ran for 2,510 yards and 36 total TDs as a junior and tallied 1,205 rushing yards and 15 TDs as a sophomore.

Clement is the son of Latanya and Steve Clement. He majored in life sciences communication at the University of Wisconsin and interned at Merrill Lynch during the summer of 2016.

@CoreyClement_6 @yeroc_

2018 GAME-BY-GAME STATISTICS (PHILADELPHIA)

				RUSHING					RECEIVING						SNAPS		KICK RETURNS				
Date	**Opp**		**GP/S**	**Att**	**Yds**	**Avg**	**Lg**	**TD**	**Rec**	**Yds**	**Avg**	**Lg**	**TD**	**TYS**	**No**	**Pct**	**Ret**	**Yds**	**Avg**	**Lg**	**TD**
Sep 6	Atl	W	1/0	5	26	5.2	21	0	0	0	---	--	0	26	13	18%	0	0	---	--	0
Sep 16	at TB	L	1/0	6	30	5.0	15t	1	5	55	11.0	19	0	85	33	42%	0	0	---	--	0
Sep 23	Ind	W	1/0	16	56	3.5	16	0	3	19	6.3	8	0	75	45	55%	0	0	---	--	0
Sep 30	at Ten	L	0/0	INACTIVE (QUADRICEP)																	
Oct 7	Min	L	0/0	DID NOT PLAY																	
Oct 11	at NYG	W	1/0	11	43	3.9	14	1	3	26	8.7	20	0	69	26	37%	0	0	---	--	0
Oct 21	Car	L	1/0	8	6	0.8	4	0	2	16	8.0	11	0	22	25	37%	0	0	---	--	0
Oct 28	at Jax	W	1/0	4	6	1.5	5	0	1	-1	-1.0	-1	0	5	13	21%	1	17	17.0	17	0
Nov 11	Dal	L	1/0	5	13	2.6	11	0	1	-5	-5.0	-5	0	8	18	29%	4	93	23.3	26	0
Nov 18	at NO	L	1/0	2	11	5.5	8	0	2	4	2.0	4	0	15	14	27%	4	114	28.5	48	0
Nov 25	NYG	W	1/0	5	45	9.0	32	0	2	31	15.5	23	0	76	24	37%	2	51	25.5	26	0
Dec 3	Was	W	1/0	5	27	5.4	11	0	3	47	15.7	23	0	74	23	31%	1	22	22.0	22	0
Dec 9	at Dal																				
Dec 16	at LAR																				
Dec 23	Hou																				
Dec 30	at Was																				
Totals			**10/0**	**67**	**263**	**3.9**	**32**	**2**	**22**	**192**	**8.7**	**23**	**0**	**455**	**234**	**28%**	**12**	**297**	**24.8**	**48**	**0**

MULTI-TOUCHDOWN GAMES (1)

Date	Opponent	Tot	Rush	Rec
11/5/17	vs. Denver (W, 51-23)	3	2	1

100+ YARD RECEIVING GAMES (1)

Date	Opponent	Yds	Rec	TDs
2/4/18	at New England (SB) (W, 41-33)	100	4	1

CAREER HIGHLIGHTS (Continued)

2017 - PHILADELPHIA EAGLES (16/0, 3/0)

- Recorded a career-high 100 receiving yards in **Super Bowl LII** at NE (2/4/18), including a 22-yard TD reception. Became just the fourth rookie in NFL history to produce 100+ receiving yards in the Super Bowl, joining **Chris Matthews** (109 - *XLIX* with Seattle), **Torry Holt** (109 - *XXXIV* with St. Louis) and **Cris Collinsworth** (107 - *XVI* with Cincinnati)
- Registered a career-long 55-yard reception in **Super Bowl LII**, which marked the longest reception by a RB in the Super Bowl since **Kenny King**'s 80-yard receiving TD vs. Philadelphia with Oakland in Super Bowl XV
- Fielded the snap on one of most memorable trick plays in NFL history in **Super Bowl LII**, known as the "*Philly Special*," when **Nick Foles** caught a TD from **Trey Burton** on fourth down
- Totaled a career-high 5 receptions in the Divisional Playoff win vs. Atl. (1/13/18). Became the first Eagles rookie with 5+ receptions in a playoff game since **Jeremy Maclin** (7) on 1/9/10 at Dallas
- His 6 TDs (including a team-high 4 rushing TDs) in the regular season tied for the 4th-most ever by an Eagles rookie RB, trailing only **Mel Bleeker** in 1944 (8), **Don Johnson** in 1953 (7) and **Steve Van Buren** in 1944 (7)
- Ranked 2nd on the team with 10 special teams tackles
- Tacked on the first 2-point conversion of his career after scoring his 6th TD of the season (4th rushing) on the opening drive of the second half at Dal. (11/19/17)

DT FLETCHER COX 91

6-4 | 310 7th Year

DOB: Dec. 13, 1990 (Age 27)

Yazoo City, Mississippi

Yazoo City High School

Mississippi State

D1-12 (12th overall) by Philadelphia

2017

One of the NFL's best defensive players, **Fletcher Cox** was originally selected by Philadelphia with the 12th-overall pick in the 2012 NFL Draft, which the Eagles traded up three spots to move into. A three-time Pro Bowler and three-time second-team All-Pro honoree, Cox ranks 2nd among all-time Eagles interior DL with 39.0 career sacks, trailing only **Andy Harmon** (39.5, 1991-97).

AP 2014 | AP 2015 | AP 2017 | Pro Bowl 2016 | Pro Bowl 2017 | Pro Bowl 2018

CAREER SACKS

ALL-TIME EAGLES INTERIOR DL

ANDY HARMON 39.5

FLETCHER COX 39.0

KEN CLARKE 32.5

COREY SIMON 32.0

MOST SACKS

EAGLES PLAYERS IN 2017

9.5	Brandon Graham
5.5	Fletcher Cox
5.0	*Several players tied*

THREE STEP DROP

Favorite meal: **Mom's baked beans, mac and cheese, grilled chicken and pork chops**

Best player he has ever faced: **Cowboys T Tyron Smith**

If he could play another sport, what position: **First baseman, New York Yankees**

First jersey owned: **LaDanian Tomlinson, San Diego Chargers**

Three favorite throwback jerseys: **Michael Jordan, Chicago Bulls; Ronnie Lott, San Francisco 49ers; Ken Griffey Jr., Cincinnati Reds**

CAREER HIGHLIGHTS

- Named to the **Pro Bowl** following the 2015, 2016 and 2017 seasons. His three Pro Bowl nods are tied with **Charlie Johnson** (1980-82) and **Floyd Peters** (1965, 1967-68) for the most ever by an Eagles DT
- Voted second-team **All-Pro** by the *Associated Press* in 2014, 2015 and 2017
- Ranks 2nd among all-time Eagles interior DL with 39.0 career sacks, trailing only **Andy Harmon** (39.5, 1991-97)
- Posted a team-high-tying 13 QB pressures and hits along with 1.0 sack and a team-leading 2 TFL during the Eagles' **Super Bowl LII**-winning postseason run

CAREER STATISTICS

			TACKLES					PASS DEFENSE						FUMBLES			DEF SNAPS	
Year	Team	GP/S	Total	Solo	Asst	TFL	Sacks	Int	Yds	Lg	TD	PD	QPH	FF	FR	Yds	No	Pct
2012	Philadelphia	15/9	65	46	19	7	5.5	0	0	--	0	2	24	0	0	0	509	49%
2013	Philadelphia	16/16	66	44	22	1	3.0	0	0	--	0	3	21	0	1	3	882	73%
2014	Philadelphia	16/16	70	59	11	7	4.0	0	0	--	0	0	14	1	3	21	921	80%
2015	Philadelphia	16/16	104	80	24	16.5	9.5	0	0	--	0	0	32	3	2	0	983	81%
2016	Philadelphia	16/16	53	34	19	10	6.5	0	0	--	0	4	21	1	1	0	773	76%
2017	Philadelphia	14/14	35	23	12	4	5.5	0	0	--	0	3	34	1	2	20	608	59%
2018	Philadelphia	12/12	38	27	11	7	5.0	0	0	--	0	1	52	0	0	0	613	81%
Totals		**105/99**	**431**	**313**	**118**	**52.5**	**39.0**	**0**	**0**	**--**	**0**	**13**	**197**	**6**	**9**	**44**	**---**	**---**
PLAYOFFS																		
2013	Philadelphia	1/1	3	3	0	0	0.0	0	0	--	0	0	0	0	0	0	61	85%
2017	Philadelphia	3/3	13	10	3	2	1.0	0	0	--	0	0	13	0	0	0	178	86%
Totals		**4/4**	**16**	**13**	**3**	**2**	**1.0**	**0**	**0**	**--**	**0**	**0**	**13**	**0**	**0**	**0**	**---**	**---**

ADDITIONAL STATISTICS

Fumble Recovery TDs: 2 - 9/10/17 at Washington (20 yards); 9/7/14 at Jacksonville (17 yards)

CAREER HIGHS

Tackles	13	12/7/14 vs. Sea.
Sacks	3.0	10/11/15 vs. NO
INTs	--	---
PDs	2	10/12/17 at Car.
FFs	2	10/11/15 vs. NO
FRs	1	9x, last: 12/25/17 vs. Oak.

THE MECHANIC

One of Cox's passions off the field is fixing up old cars. In fact, he believes he'd most likely work as a mechanic if he wasn't playing football. "I didn't have much of a choice. It runs in the family," said Cox, who now has his own drag racing team using a 1991 Ford Mustang drag radial, which is driven by Shawn Ayers. The team competes in professional events around the country.

@fcoxx_91 @fcoxx_91

CAREER HIGHLIGHTS (Continued)

2018 - PHILADELPHIA EAGLES (12/12)

- Sacked Redskins QB **Mark Sanchez** in the fourth quarter of the 28-13 win vs. Was. (12/3/18)
- Registered 6 tackles (3 solo), including 1 TFL, 6 QB pressures and hits and 1.0 sack of Giants QB **Eli Manning** in the 34-13 win at NYG (10/11/18)
- Combined with **Derek Barnett** to sack Colts QB **Andrew Luck** in the win vs. Ind. (9/24/18). Contributed to sacks in each of the first 3 games of the season
- Sacked Buccaneers QB **Ryan Fitzpatrick** in the first quarter at TB (9/16/18). Also totaled a season-high 7 tackles (5 solo), 2 TFL and a team-high 7 QB pressures and hits
- Recorded 1.5 sacks and 1 TFL along with a team-leading 7 QB pressures and hits vs. Atl. (9/6/18)

2017 - PHILADELPHIA EAGLES (14/14, 3/3)

- Was named to his third consecutive **Pro Bowl** and earned second-team **All-Pro** honors from the *Associated Press*
- Posted a team-high-tying 13 QB pressures and hits along with 1.0 sack and a team-leading 2 TFL during the Eagles' **Super Bowl LII**-winning postseason run
- Totaled a team-high 8 QB pressures and hits in **Super Bowl LII** at NE (2/4/18)
- Recorded a season-high 7 tackles, including 2 TFL, and notched a sack of Falcons QB **Matt Ryan** in the team's Divisional Playoff win vs. Atl. (1/13/18)
- Recovered a forced fumble by **Vinny Curry** in the third quarter to set up a game-tying 35-yard FG by **Jake Elliott** in the 19-10 victory vs. Oak. (12/25/17)

2018 GAME-BY-GAME STATISTICS (PHI)												
Date	Opp		GP/S	Tot	Solo	Sk	Int	PD	FF	FR	Snaps	Pct
Sep 6	Atl	W	1/1	2	2	1.5	0	0	0	0	65	93%
Sep 16	at TB	L	1/1	5	4	1.0	0	0	0	0	46	79%
Sep 23	Ind	W	1/1	5	3	0.5	0	0	0	0	52	88%
Sep 30	at Ten	L	1/1	2	2	0.0	0	0	0	0	60	85%
Oct 7	Min	L	1/1	3	1	0.0	0	0	0	0	53	85%
Oct 11	at NYG	W	1/1	6	3	1.0	0	0	0	0	45	69%
Oct 21	Car	L	1/1	2	2	0.0	0	0	0	0	45	76%
Oct 28	at Jax	W	1/1	2	2	0.0	0	1	0	0	53	83%
Nov 11	Dal	L	1/1	6	4	0.0	0	0	0	0	56	81%
Nov 18	at NO	L	1/1	2	2	0.0	0	0	0	0	49	70%
Nov 25	NYG	W	1/1	3	2	0.0	0	0	0	0	49	79%
Dec 3	Was	W	1/1			1.0	0		0	0	40	89%
Dec 9	at Dal											
Dec 16	at LAR											
Dec 23	Hou											
Dec 30	at Was											
Totals			**12/12**	**38**	**27**	**5.0**	**0**	**1**	**0**	**0**	**613**	**81%**

CAREER HIGHLIGHTS (Continued)

- Made an impact play to preserve a 31-29 lead late in the third quarter at NYG (12/17/17) when he sacked Giants QB **Eli Manning** on a 2-point conversion attempt
- Provided a boost to the Eagles defense at Car. (10/12/17) after missing 2 games due to a calf injury. With Carolina leading, 10-3, in the second quarter, bulled Panthers G **Trai Turner** into QB **Cam Newton** to force an errant pass that was intercepted by **Rasul Douglas** inside the CAR 20. The turnover led to an Eagles TD that tied the game, 10-10. Philadelphia never trailed again following the score. Also recorded a half-sack of Newton at the end of the first half to push Carolina out of FG range
- Sealed the victory for Philadelphia in the season opener at Was. (9/10/17) when he grabbed a fourth-quarter fumble and returned it 20 yards for his second career TD. Also strip-sacked Redskins QB **Kirk Cousins** in the first quarter

2016 - PHILADELPHIA EAGLES (16/16)

- Voted to the **Pro Bowl** for the second time in his career after tying for the 5th-most sacks (6.5) by an NFL DT, trailing only **Geno Atkins** (9.0), **Aaron Donald** (8.0), **Gerald McCoy** (7.0) and **Leonard Williams** (7.0)
- Posted 1.5 sacks of Redskins **Cousins** vs. Was. (12/11/16), marking his fifth-career multi-sack game
- Named **NFC Defensive Player of the Month** for September 2016 after totaling 3.0 sacks and 1 FF in three contests
- Sacked Steelers QB **Ben Roethlisberger** twice and forced him to fumble once (recovered by **Brandon Graham**) as part of an 8-tackle effort vs. Pit. (9/25/16)

2017 GAME-BY-GAME STATISTICS (PHI)												
Date	Opp		GP/S	Tot	Solo	Sk	Int	PD	FF	FR	Snaps	Pct
Sep 10	at Was	W	1/1	1	1	1.0	0	0	1	1	43	68%
Sep 17	at KC	L	1/1	3	2	1.0	0	0	0	0	44	83%
Sep 24	NYG	W	1/1	1	1	0.0	0	0	0	0	17	25%
Oct 1	at LAC	W	0/0	INACTIVE (CALF)								
Oct 8	Ari	W	0/0	INACTIVE (CALF)								
Oct 12	at Car	W	1/1	2	0	0.5	0	2	0	0	65	79%
Oct 23	Was	W	1/1	1	1	1.0	0	0	0	0	51	80%
Oct 29	SF	W	1/1	4	1	1.0	0	1	0	0	45	68%
Nov 5	Den	W	1/1	2	2	0.0	0	0	0	0	39	61%
Nov 19	at Dal	W	1/1	3	3	0.0	0	0	0	0	46	73%
Nov 26	Chi	W	1/1	3	3	1.0	0	0	0	0	35	64%
Dec 3	at Sea	L	1/1	4	2	0.0	0	0	0	0	51	82%
Dec 10	at LAR	W	1/1	5	3	0.0	0	0	0	0	37	77%
Dec 17	at NYG	W	1/1	2	1	0.0	0	0	0	0	70	80%
Dec 25	Oak	W	1/1	4	3	0.0	0	0	0	1	62	90%
Dec 31	Dal	L	1/1	0	0	0.0	0	0	0	0	3	4%
Totals			**14/14**	**35**	**23**	**5.5**	**0**	**3**	**1**	**2**	**608**	**59%**
PLAYOFFS												
Jan 13	Atl	W	1/1	7	6	1.0	0	0	0	0	57	90%
Jan 21	Min	W	1/1	4	3	0.0	0	0	0	0	53	79%
Feb 4	at NE	W	1/1	2	1	0.0	0	0	0	0	68	90%
Totals			**3/3**	**13**	**10**	**1.0**	**0**	**0**	**0**	**0**	**178**	**86%**

MULTI-SACK GAMES (6)		
Date	Opponent	TDs
10/11/15	vs. New Orleans Saints (W, 39-17)	3.0
9/25/16	vs. Pittsburgh Steelers (W, 34-3)	2.0
12/26/15	vs. Washington Redskins (L, 24-38)	2.0
9/6/18	vs. Atlanta Falcons (W, 18-12)	1.5
12/11/16	vs. Washington Redskins (L, 22-27)	1.5
12/13/12	vs. Cincinnati Bengals (L, 13-34)	1.5

SMALL TOWN ROOTS

Cox grew up in the small town of Yazoo, MS, which has a population of less than 30,000 people.

Cox's graduating class was just 100 students.

HIGH SCHOOL STANDOUT

Cox attended Yazoo City HS (Yazoo, MS), where he recorded 104 tackles, 10 sacks, 1 INT and 1 FR as a senior. Cox notched 103 tackles, 11 sacks and 2 INTs (one of which he returned for a TD) during his junior season. He also played basketball and participated in track in the second leg of the 4 x 100 meter team.

CB RASUL DOUGLAS 32

6-2 | 209 2nd Year

DOB: Aug. 29, 1995 (Age 23)

East Orange, New Jersey

East Orange High School

West Virginia
D3-17 (99th overall)
by Philadelphia

2017

Rasul Douglas (pronounced RAH-sool) was selected by the Eagles in the 3rd round (99th overall) of the 2017 NFL Draft. The New Jersey native totaled 39 tackles (32 solo) along with 2 INTs and ranked 3rd on the team with 14 PDs in 14 games (5 starts) as a rookie. Douglas played collegiately at West Virginia, where he tied for the NCAA lead with 8 INTs as a senior in 2016.

MOST INTERCEPTIONS

EAGLES PLAYERS IN 2017

Patrick Robinson	4
Ronald Darby	3
Rodney McLeod	3
Jalen Mills	3
Rasul Douglas	2
Corey Graham	2
Malcolm Jenkins	2

NCAA PLAYERS IN 2016

Rasul Douglas (WVU)	8
T. McFadden (FSU)	8
Malik Hooker (OSU)	7
Damontae Kazee (SDSU)	7
W. Steelhammer (AF)	7
T. Thompson (Colorado)	7

MOST PASSES DEFENSED

EAGLES PLAYERS IN 2017

22	Jalen Mills
22	Patrick Robinson
14	Rasul Douglas

THREE STEP DROP

Hobbies: Bowling

If he could play another sport: Shortstop, baseball

Favorite athletes growing up: Brian Dawkins, Derek Jeter, Dirk Nowitzki, Ed Reed

Moment left star struck: When he went to the Vince Carter basketball camp

Favorite quote: "If you don't plan, you are planning to fail."

Favorite movie: *Law Abiding Citizen*

Favorite TV show: *Power*

Favorite meal: Chicken alfredo

CAREER HIGHLIGHTS

2018 - PHILADELPHIA EAGLES (12/3)

- Halted a Falcons red zone drive with a fourth-quarter INT of QB **Matt Ryan** at the PHI 4 vs Atl. (9/6/18)

2017 - PHILADELPHIA EAGLES (14/5, 3/0)

- Recorded the 2nd-most PDs (14) on the team, behind **Jalen Mills** (22) and **Patrick Robinson** (22). Also finished with 2 INTs
- Notched his 2nd career INT in the 28-23 victory at Car. (10/12/17). With the Eagles down 10-3 in the second quarter, picked off Panthers QB **Cam Newton** at the CAR 19 and returned it to the 12. The pick set up a **Carson Wentz** TD pass that tied the game at 10-10

CAREER STATISTICS																		
			TACKLES					PASS DEFENSE						FUMBLES			DEF SNAPS	
Year	Team	GP/S	Total	Solo	Asst	TFL	Sacks	Int	Yds	Lg	TD	PD	QPH	FF	FR	Yds	No	Pct
2017	Philadelphia	14/5	39	32	7	0	0.0	2	7	7	0	14	0	0	0	0	420	41%
2018	Philadelphia	12/3	20	18	2	2	0.0	1	0	0	0	1	0	0	0	0	258	34%
Totals		**26/8**	**59**	**50**	**9**	**2**	**0.0**	**3**	**7**	**7**	**0**	**15**	**0**	**0**	**0**	**0**	**---**	**---**
PLAYOFFS																		
2017	Philadelphia	3/0	0	0	0	0	0.0	0	0	--	0	0	0	0	0	0	0	0%
Totals		**3/0**	**0**	**0**	**0**	**0**	**0.0**	**0**	**0**	**--**	**0**	**0**	**0**	**0**	**0**	**0**	**---**	**---**

ADDITIONAL STATISTICS

Special Teams Tackes: 3 - *2017 (2), 2018 (1)*

CAREER HIGHLIGHTS (Continued)

- Made his first career start in the 27-24 win vs. NYG (9/24/17). Picked off Giants QB **Eli Manning** for his first career INT. Became the first Eagle to record an INT within his first 2 career games since **Nate Allen** in 2010

COLLEGE HIGHLIGHTS

- Collected first-team All-Big 12 honors as a senior in 2016, when he tied for the NCAA lead with 8 INTs (also Florida State's **Tarvarus McFadden**). Returned an interception 54 yards for a TD in a win vs. Brigham Young (9/24/16)
- Played in 11 games as a junior in 2015, adding depth at CB and seeing action on special teams. Recorded his 1st INT with the Mountaineers in a win at Kansas (11/21/15)

CAREER HIGHS		
Tackles	8	2x, last: 12/04/18 vs. Was.
Sacks	--	---
INTs	1	3x, last: 09/06/18 vs. Atl.
PDs	3	2x, last: 11/26/17 vs. Chi.
FFs	--	---
FRs	--	---

2018 GAME-BY-GAME STATISTICS (PHI)												
Date	Opp		GP/S	Tot	Solo	Sk	Int	PD	FF	FR	Snaps	Pct
Sep 6	Atl	W	1/0	0	0	0.0	1	1	0	0	2	3%
Sep 16	at TB	L	1/0	0	0	0.0	0	0	0	0	1	2%
Sep 23	Ind	W	1/0	0	0	0.0	0	0	0	0	3	5%
Sep 30	at Ten	L	1/0	0	0	0.0	0	0	0	0	0	0%
Oct 7	Min	L	1/0	0	0	0.0	0	0	0	0	3	5%
Oct 11	at NYG	W	1/0	0	0	0.0	0	0	0	0	42	65%
Oct 21	Car	L	1/0	0	0	0.0	0	0	0	0	0	0%
Oct 28	at Jax	W	1/0	0	0	0.0	0	0	0	0	42	66%
Nov 11	Dal	L	1/1	8	7	0.0	0	0	0	0	67	97%
Nov 18	at NO	W	1/1	4	4	0.0	0	0	0	0	51	73%
Nov 25	NYG	W	1/0	0	0	0.0	0	0	0	0	2	3%
Dec 3	Was	W	1/1	8	7	0.0	0	0	0	0	45	100%
Dec 9	at Dal											
Dec 16	at LAR											
Dec 23	Hou											
Dec 30	at Was											
Totals			**12/3**	**20**	**18**	**0.0**	**1**	**1**	**0**	**0**	**258**	**34%**

BIRDSEED

Douglas is one of seven siblings and was raised by his grandmother in East Orange, NJ. He credits his little league baseball coach, Mike Davis, for helping turn his life around. Davis was also the P.A. announcer for East Orange HS and a mentor for at-risk youth. "He was the one who took me out of the streets. He made sure we did what we had to do."

Nassau Community College had no dorms, so Douglas lived in an apartment eight miles from campus and took the bus to and from school and practice each day. On his own financially, Douglas slept on the floor and battled hunger.

Douglas would wait until the end of the day to eat and often ordered off the dollar menu at McDonald's, eating half of the meal and saving the rest for later. "Every time I eat, I always think I'm making up a meal that I missed in junior college ... It definitely fuels me all the time, just thinking about what I went through."

K JAKE ELLIOTT 4

5-9 | 167 2nd Year

DOB: Jan. 21, 1995 (Age 23)

La Grange, Illinois

Lyons Township High School

Memphis
D5a-17 (153rd overall)
by Cincinnati
Acquired: PS-Cin-17

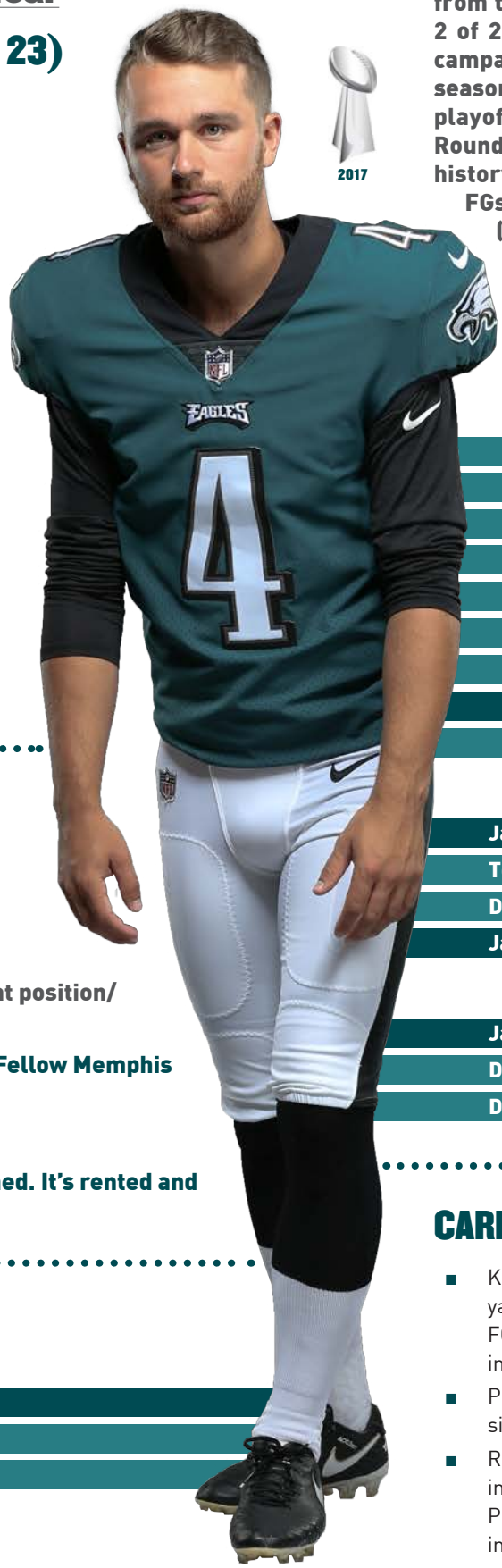

2017

Jake Elliott was signed by the Eagles from the Bengals practice squad in Week 2 of 2017 and enjoyed a historic rookie campaign, kicking the longest regular-season (61 yards vs. NYG in Week 3) and playoff FGs (53 yards in the Divisional Round vs. Atl.) in team and NFL rookie history. He also kicked the two longest FGs by a rookie in **Super Bowl** history (42 and 46 yards) in Philadelphia's 41-33 win vs. New England.

THREE STEP DROP

Hobbies: **Golf**

First job: **Tennis instructor**

Bucket list: **Travel to Australia**

If he could play another sport, what position/team: **Shortstop, Chicago Cubs**

Player he models his game after: **Fellow Memphis alum Stephen Gostkowski**

Favorite meal: **Deep dish pizza**

Favorite quote: **"Success isn't owned. It's rented and rent is due every day."**

50+ YARD FIELD GOALS

EAGLES SINGLE-SEASON HISTORY

5	Jake Elliott (2017)
4	Caleb Sturgis (2016)
4	Cody Parkey (2014)

LONGEST FIELD GOALS

NFL HISTORY

Matt Prater (12/8/13 vs. Ten.)	64
Graham Gano (10/7/18 vs. NYG)	63
David Akers (9/9/12 at GB)	63
S. Janikowski (9/12/11 at Den.)	63
Jason Elam (10/25/98 vs. Jax.)	63
Tom Dempsey (11/8/70 vs. Det.)	63
Matt Prater (10/22/06 vs. Phi.)	62
Jake Elliott (9/24/17 vs. NYG)	61
Several players tied	61

EAGLES HISTORY

Jake Elliott (9/24/17 vs. NYG)	61
Tony Franklin (11/12/79 at Dal.)	59
David Akers (9/14/03 vs. NE)	57
Jake Elliott (11/11/18 vs. Dal.)	56

EAGLES POSTSEASON HISTORY

Jake Elliott (1/13/18 vs. Atl.)	53
David Akers (1/4/09 at Min.)	51
David Akers (1/7/07 vs. NYG)	48

CAREER HIGHLIGHTS

- Kicked the longest regular-season (61 yards vs. NYG in Week 3) and postseason FGs (53 yards in Divisional Round vs. Atl.) in Eagles and NFL rookie history in 2017
- Produced the most 50+ yard FGs (5) in single-season franchise history in 2017
- Recorded the two longest FGs by a rookie in **Super Bowl** history (43 and 46 yards) in Philadelphia's 41-33 win vs. New England in **Super Bowl LII**

CAREER STATISTICS															
Year	Team	GP	FG-FGA	Pct	0-19	20-29	30-39	40-49	50+	Lg	XP-XPA	Pct	Pts	KO	TB
2017	Philadelphia	15	26-31	83.9	0-0	5-5	4-7	12-13	5-6	61	39-42	92.9	117	83	42
2018	Philadelphia	12	19-23	82.6	0-0	6-6	7-8	5-6	1-3	56	23-23	100.0	80	57	45
Totals		**27**	**45-54**	**83.3**	**0-0**	**11-11**	**11-15**	**17-19**	**6-9**	**61**	**62-65**	**95.4**	**197**	**140**	**87**
PLAYOFFS															
2017	Philadelphia	3	7-7	100.0	0-0	2-2	2-2	2-2	1-1	53	7-9	77.8	28	19	13
Totals		**3**	**7-7**	**100.0**	**0-0**	**2-2**	**2-2**	**2-2**	**1-1**	**53**	**7-9**	**77.8**	**28**	**19**	**13**

ADDITIONAL STATISTICS

Successful Onside Kick: 9/17/17 at KC

CAREER HIGHS		
Points	14	10/1/17 at LAC
FGs	4	10/1/17 at LAC
FG Attempts	4	10/1/17 at LAC
Longest FG	61	9/24/17 vs. NYG
Longest Attempt	61	9/24/17 vs. NYG
PATs	6	11/5/17 vs. Den.

FIELD GOAL SPLITS			
	FG-FGA	Pct	Lg
vs. NFC	31-37	83.8	61
vs. AFC	18-21	85.7	53
Home	26-31	83.9	61
Away	20-24	83.3	53
Turf	8-10	80.0	46
Grass	41-48	85.4	61
Indoors	3-3	100.0	46
Outdoors	46-55	83.6	61
September	10-14	71.4	61
October	18-21	85.7	53
November	4-5	80.0	45
December	10-11	90.9	48
January	4-4	100.0	53
February	3-3	100.0	46
When Tied	7-8	87.5	61

CAREER HIGHLIGHTS (Continued)

2018 - PHILADELPHIA EAGLES (12/0)

- Nailed a game-winning 43-yard FG with 22 seconds left on the clock in the 25-22 win vs. NYG (11/25/18). Marked his 5th career game-winning FG and 2nd against the Giants (team-record 61-yard FG on 9/24/17)
- Connected on 2-of-2 FG attempts vs. Dal. (11/11/18), including a 56-yard FG that cut the Eagles' deficit to 6-3 in the second quarter. The 56-yarder was the 2nd-longest of his career and the 4th-longest in franchise history
- Converted 3-of-3 FG attempts at Ten. (9/30/18), including a 37-yard FG in overtime to give the Eagles a 23-20 lead

2017 - PHILADELPHIA EAGLES (15/0, 3/0)

- Recorded the two longest FGs by a rookie in **Super Bowl** history (43 and 46 yards) in **Super Bowl LII**. His 46-yarder gave the Eagles a 41-33 lead with 1:05 remaining
- Kicked the longest FG (53 yards) in team and NFL rookie postseason history in the 15-10 win vs. Atl. (1/13/18) in the Divisional Round, breaking the previous mark of 51 yards by **David Akers** on 1/4/09 at Minnesota
- Produced the most 50+ yard FGs (5) in single-season franchise history. Also tied **David Akers** in 2004 for the most 40+ yard FGs (17) in Eagles single-season history

50+ YARD FIELD GOALS (7)		
Date	**Opponent**	**Yds**
9/24/17	vs. New York Giants (W, 27-24)	61
11/11/18	vs. Dallas Cowboys (L, 20-27)	56
1/13/18	vs. Atlanta Falcons (Div.) (W, 15-10)	53
10/1/17	at Los Angeles Chargers (W, 26-24)	53
10/29/17	vs. San Francisco 49ers (W, 33-10)	51
10/23/17	vs. Washington Redskins (W, 34-24)	50
10/12/17	at Carolina Panthers (W, 28-23)	50

2018 GAME-BY-GAME STATISTICS (PHILADELPHIA)

Date	Opp		FG-FGA	Pct	0-19	20-29	30-39	40-49	50+	Lg	XP-XPA	Pct	Pts	Kick by Kick
Sep 6	Atl	W	1-1	100.0	0-0	1-1	0-0	0-0	0-0	26	1-1	100.0	4	(26)
Sep 16	at TB	L	0-1	0.0	0-0	0-0	0-0	0-1	0-0	--	3-3	100.0	3	42RU
Sep 23	Ind	W	2-3	66.7	0-0	1-1	1-1	0-0	0-1	33	2-2	100.0	8	55WL, (33), (24)
Sep 30	at Ten	L	3-3	100.0	0-0	1-1	2-2	0-0	0-0	37	2-2	100.0	11	(27), (30), (37)
Oct 7	Min	L	2-2	100.0	0-0	1-1	1-1	0-0	0-0	30	1-1	100.0	7	(30), (28)
Oct 11	at NYG	W	2-3	66.7	0-0	0-0	2-2	0-0	0-1	33	4-4	100.0	10	(33), 54WR, (30)
Oct 21	Car	L	1-2	50.0	0-0	0-0	0-1	1-1	0-0	46	2-2	100.0	5	36WR, (46)
Oct 28	at Jax	W	1-1	100.0	0-0	0-0	1-1	0-0	0-0	31	3-3	100.0	6	(31)
Nov 11	Dal	L	2-2	100.0	0-0	1-1	0-0	0-0	1-1	56	2-2	100.0	8	(56), (26)
Nov 18	at NO	L	0-0	---	0-0	0-0	0-0	0-0	0-0	--	1-1	100.0	1	---
Nov 25	NYG	W	3-3	100.0	0-0	1-1	0-0	2-2	0-0	43	0-0	---	9	(42), (28), (43)
Dec 3	Was	W	2-2	100.0	0-0	0-0	0-0	2-2	0-0	46	2-2	100.0	8	(46), (44)
Dec 9	at Dal													
Dec 16	at LAR													
Dec 23	Hou													
Dec 30	at Was													
Totals			**19-23**	**82.6**	**0-0**	**6-6**	**7-8**	**5-6**	**1-3**	**56**	**23-23**	**100.0**	**80**	**---**

GAME-WINNING FIELD GOALS (5)

Date	Opponent	Score	Time (Q)	Yds	Final
11/25/18	vs. NYG	22-22	0:22 (4)	43	25-22
1/13/18	vs. Atl. (Div.)	9-10	0:15 (3)	37	15-10
12/25/17	vs. Oak.	10-10	0:27 (4)	48	19-10
12/10/17	at LAR	34-35	3:50 (4)	41	43-35
9/24/17	vs. NYG	24-24	0:01 (4)	61	27-24

WEEKLY AWARDS (1)

Award	Week	Year
NFC Special Teams Player of the Week	Week 3	2017

CAREER HIGHLIGHTS (Continued)

- Named **NFC Special Teams Player of the Week** for Week 3 after kicking a game-winning, franchise-record 61-yard FG as time expired vs. NYG (9/24/17). Erased a 24-21 deficit with FGs from 46 and 61 yards in the last 0:51
- His 61-yard FG is tied for the 8th-longest in NFL history (rookie record), behind **Matt Prater** (64 on 12/8/13 vs. Ten.), **Graham Gano** (63 on 10/7/18 vs. NYG), **David Akers** (63 on 9/9/12 at GB), **Sebastian Janikowski** (63 on 9/12/11 at Den.), **Jason Elam** (63 on 10/25/98 vs. Jax.), **Tom Dempsey** (63 on 11/8/70 vs. Det.) and **Matt Bryant** (62 on 10/22/06 vs. Phi.). Also tied for the 4th-longest game-ending FG in NFL history, behind Graham, Dempsey and Bryant

COLLEGE HIGHLIGHTS

- Four-time Lou Groza Award semifinalist (top collegiate placekicker), including finalist recognition in 2015
- Totaled school-best 445 career points, topping **Stephen Gostkowski** (369) and **DeAngelo Williams** (362)

BIRDSEED

Elliott prepped at Lyons Township High School (La Grange, IL), which is located outside of Chicago. Elliott connected on 15-of-21 FGs as a senior, as well as 43-of-44 PATs, en route to being named All-Illinois First Team by the *Chicago Tribune*.

Elliott was named the 2016 American Athletic Conference Football Scholar-Athlete of the Year. He was also a seven-time Dean's List student and three-time AAC All-Academic Team member.

@jake_elliott22 @jelliott46

TE ZACH ERTZ 86

6-5 | 250 6th Year

DOB: Nov. 10, 1990 (Age 28)

Danville, California

Monte Vista High School

Stanford

D2-13 (35th overall) by Philadelphia

Originally selected by the Eagles in the 2nd round (35th overall) of the 2013 NFL Draft, **Zach Ertz** earned his first career Pro Bowl nod in 2017 after leading the team in receptions (74) and receiving yards (824) and tying for the 2nd-most receiving TDs (8) by an NFL TE. He also caught the game-winning TD vs. New England in **Super Bowl LII**.

MOST RECEIVING YARDS

NFL TIGHT ENDS IN 2018

1,082	Travis Kelce (KC)
978	Zach Ertz (Phi.)
893	George Kittle (SF)
709	Jared Cook (Oak.)
589	Eric Ebron (Ind.)

MOST RED ZONE TDs

NFL TIGHT ENDS SINCE 2017

14	Zach Ertz (Phi.)
13	Travis Kelce (KC)
12	Jimmy Graham (GB)
10	Eric Ebron (Ind.)
9	Cameron Brate (TB)
9	Kyle Rudolph (Min.)

MOST RECEPTIONS

NFL PLAYERS IN 2018

Adam Thielen (Min.)	98
Zach Ertz (Phi.)*	93
Michael Thomas (NO)	91
Julio Jones (Atl.)	86
Davante Adams (GB)	85

** Ranks 1st among NFL TEs*

EAGLES SINGLE-SEASON HISTORY

Zach Ertz (2018)	93
Brian Westbrook (2007)	90
Irving Fryar (1996)	88
Irving Fryar (1997)	86
Jordan Matthews (2015)	85
Jeremy Maclin (2014)	85

EAGLES ALL-TIME HISTORY

HAROLD CARMICHAEL	PETE RETZLAFF	BRIAN WESTBROOK	ZACH ERTZ
589	452	426	414
(1971-83)	(1956-66)	(2002-09)	(2013-18)

MOST RECEPTIONS IN FIRST SIX SEASONS

ALL-TIME NFL TIGHT ENDS

JIMMY GRAHAM	JASON WITTEN	ZACH ERTZ
434	429	414
(2010-15)	(2003-08)	(2013-18)

CAREER STATISTICS									
			RECEIVING					OFF SNAPS	
Year	Team	GP/S	Rec	Yds	Avg	Lg	TD	No	Pct
2013	Philadelphia	16/3	36	469	13.0	38	4	450	41%
2014	Philadelphia	16/5	58	702	12.1	35t	3	587	50%
2015	Philadelphia	15/7	75	853	11.4	60	2	790	68%
2016	Philadelphia	14/12	78	816	10.5	30	4	851	75%
2017	Philadelphia	14/13	74	824	11.1	53	8	778	69%
2018	Philadelphia	12/12	93	978	10.5	34	6	771	94%
Totals		**87/52**	**414**	**4642**	**11.2**	**60**	**27**	**---**	**---**
PLAYOFFS									
2013	Philadelphia	1/0	3	22	7.3	15	1	23	40%
2017	Philadelphia	3/2	18	192	10.7	36	1	176	85%
Totals		**4/2**	**21**	**214**	**10.2**	**36**	**2**	**---**	**---**

ADDITIONAL STATISTICS
Fumbles/Lost: 3/3 - *2017 (1/1); 2015 (1/1); 2014 (1/1)*
Forced Fumbles: 1 - 11/22/15 vs. TB

CAREER HIGHS		
Receptions	15	12/20/14 at Was.
Receiving Yards	152	1/3/16 at NYG
Receiving Long	60	1/3/16 at NYG
Receiving TDs	2	4x, last: 11/11/18 vs. Dal.

CAREER HIGHLIGHTS

- Ranks 4th on the Eagles' all-time receptions list (414), trailing only **Harold Carmichael** (589, 1971-83), **Pete Retzlaff** (452, 1956-66) and **Brian Westbrook** (426, 2002-09)
- His 414 career receptions are the 3rd-most ever by an NFL TE in their first six seasons, behind **Jimmy Graham** (434, 2010-15) and **Jason Witten** (429, 2003-08). Also marks the most by any Eagles player through six seasons
- Registered a franchise-record four consecutive seasons with 70+ receptions from 2015-18, marking the longest streak by an NFL TE since **Greg Olsen** from 2013-16
- Has produced 4 career games with 13+ receptions, tied for the 2nd-most such performances in NFL history, trailing only **Wes Welker** (5, 2004-15). His 9 career games with 10+ catches are the 3rd-most ever by an NFL TE, behind **Tony Gonzalez** (15, 1997-2013) and **Jason Witten** (11, 2003-17)
- Established an Eagles single-game record with a career-high 15 receptions on 12/20/14 at Washington. Owns 4 of the top 6 single-game catch totals in franchise history
- Earned his first career **Pro Bowl** nod after leading the Eagles in receptions (72) and receiving yards (824) and tying for the 2nd-most TDs (career-high 8) by an NFL TE
- Caught the game-winning TD in **Super Bowl LII** at NE (2/4/18) on an 11-yard pass from **Nick Foles** that gave the Eagles a 38-33 lead with 2:21 remaining



ERTZ FAMILY FOUNDATION

Ertz and his wife, Julie, who is a star defender on the U.S. Women's National Soccer team, married during the 2017 offseason. In 2018, the couple launched the **Ertz Family Foundation**, which focuses on:

- Providing opportunities for youth to learn the value of exercise, nutrition, leadership, work ethic, accountability and team work
- Improving the quality of education through supporting teachers, students and schools
- Restoring hope and building communities for families that need it most

HIGH SCHOOL STANDOUT

Ertz graduated from Monte Vista HS (Danville, CA), where he was a first-team all-state selection as a senior after catching 56 passes for 756 yards and 14 TDs. He earned All-Northern California first-team honors from *NorCalPreps.com*, first-team All-Metro honors from the *San Francisco Chronicle*, All-East Bay honors from the *Contra Costa Times* and first-team All-East Bay Athletic League honors and was also named the 2008 *Cal-Hi Sports* North Coast Section Scholar Athlete of the Year.

Ertz also played high school basketball with Mark Appel, who was selected by the Houston Astros with the No. 1-overall pick in the 2013 MLB Draft and now plays in the Phillies organization. Their basketball team went 32-4 and lost in the NorCal finals. Ertz was a center and Appel was a small forward.

BIRDSEED

Ertz is the son of Lisa and Douglas, and has three younger brothers: Shane, Nic and Jackson. Lisa is an office manager and legal assistant, and Doug is a software salesman. Ertz also has a Bernese Mountain dog named Apollo. His father, Douglas, played football at Lehigh University from 1981-84 and his uncle, Davis, played baseball at Vermont from 1970-72.

Ertz earned his bachelor's degree in management science and engineering at Stanford.

@ZERTZ_86 @zachertz

2018 GAME-BY-GAME STATISTICS (PHI)

				RECEIVING					SNAPS	
Date	**Opp**		**GP/S**	**Rec**	**Yds**	**Avg**	**Lg**	**TD**	**No**	**Pct**
Sep 6	Atl	W	1/1	5	48	9.6	18	0	70	97%
Sep 16	at TB	L	1/1	11	94	8.5	34	0	74	94%
Sep 23	Ind	W	1/1	5	73	14.6	28	0	81	99%
Sep 30	at Ten	L	1/1	10	112	11.2	24	0	76	97%
Oct 7	Min	L	1/1	10	110	11.0	23	1	57	97%
Oct 11	at NYG	W	1/1	7	43	6.1	15	1	71	100%
Oct 21	Car	L	1/1	9	138	15.3	27	0	65	97%
Oct 28	at Jax	W	1/1	4	26	6.5	15	1	57	92%
Nov 11	Dal	L	1/1	14	145	10.4	23	2	62	100%
Nov 18	at NO	L	1/1	2	15	7.5	8	0	47	92%
Nov 25	NYG	W	1/1	7	91	13.0	24	1	52	80%
Dec 3	Was	W	1/1	9	83	9.2	20	0	59	79%
Dec 9	at Dal									
Dec 16	at LAR									
Dec 23	Hou									
Dec 30	at Was									
Totals			**12/12**	**93**	**978**	**10.5**	**34**	**6**	**771**	**94%**

2017 GAME-BY-GAME STATISTICS (PHI)

				RECEIVING					SNAPS	
Date	**Opp**		**GP/S**	**Rec**	**Yds**	**Avg**	**Lg**	**TD**	**No**	**Pct**
Sep 10	at Was	W	1/1	8	93	11.6	23	0	60	88%
Sep 17	at KC	L	1/1	5	97	19.4	53	0	60	83%
Sep 24	NYG	W	1/1	8	55	6.9	12	1	75	99%
Oct 1	at LAC	W	1/1	5	81	16.2	38	0	60	76%
Oct 8	Ari	W	1/1	6	61	10.2	14	1	57	85%
Oct 12	at Car	W	1/1	2	18	9.0	17t	2	49	79%
Oct 23	Was	W	1/0	5	89	17.8	46	1	53	82%
Oct 29	SF	W	1/1	4	34	8.5	14	1	64	91%
Nov 5	Den	W	0/0	INACTIVE (HAMSTRING)						
Nov 19	at Dal	W	1/1	2	8	4.0	6	0	60	94%
Nov 26	Chi	W	1/1	10	103	10.3	22	1	65	83%
Dec 3	at Sea	L	1/1	2	24	12.0	14	0	45	60%
Dec 10	at LAR	W	0/0	INACTIVE (CONCUSSION)						
Dec 17	at NYG	W	1/1	6	56	9.3	17	1	60	88%
Dec 25	Oak	W	1/1	9	81	9.0	25	0	56	82%
Dec 31	Dal	L	1/1	2	24	12.0	15	0	14	24%
Totals			**14/13**	**74**	**824**	**11.1**	**53**	**8**	**778**	**69%**
PLAYOFFS										
Jan 13	Atl	W	1/0	3	32	10.7	11	0	59	88%
Jan 21	Min	W	1/1	8	93	11.6	36	0	53	82%
Feb 4	at NE	W	1/1	7	67	9.6	19	1	64	85%
Totals			**3/2**	**18**	**192**	**10.7**	**36**	**1**	**176**	**85%**

CAREER HIGHLIGHTS (Continued)

2018 - PHILADELPHIA EAGLES (12/12)

- Set the single-season team record for receptions (93), surpassing the previous mark of 90 set by **Brian Westbrook** in 2007. Is only 7 receptions shy of becoming the fourth TE in NFL history to reach 100+ receptions in a single season, joining **Jason Witten** in 2012 (110), **Tony Gonzalez** in 2004 (102) and **Dallas Clark** in 2009 (100)
- Ranks 2nd in the NFL in receptions, trailing only **Adam Thielen** (93) in that category
- Ranks 2nd among NFL TEs in receiving yards, behind **Travis Kelce** (1,082). Also ranks 3rd among NFL TEs in receiving TDs, trailing only **Eric Ebron** (11) and Kelce (9)
- Established a new Eagles single-season record for most receptions (93) in the 28-13 win vs. Was. (12/3/18). Led the Eagles with a team-high 9 receptions for 83 yards
- Registered season highs in receptions (14), receiving yards (145) and receiving TDs (2) vs. Dal. (11/11/18). His 14 receptions and 145 receiving yards were each the 2nd-highest single-game totals of his career. Both of his TDs were game-tying scores
- Caught a 5-yard TD in the fourth quarter at Jax. (10/28/18)
- Paced the team with 9 receptions and a season-high 138 receiving yards (15.3 avg.) vs. Car. (10/21/18)
- Recorded his second consecutive game with a receiving TD in the 34-13 win at NYG (10/11/18). Hauled in a 10-yard TD pass from **Carson Wentz** that gave the Eagles a 21-6 lead in the second quarter

2016 GAME-BY-GAME STATISTICS (PHI)

				RECEIVING					SNAPS	
Date	**Opp**		**GP/S**	**Rec**	**Yds**	**Avg**	**Lg**	**TD**	**No**	**Pct**
Sep 11	Cle	W	1/1	6	58	9.7	15	0	60	78%
Sep 19	at Chi	W	0/0	INACTIVE (RIB)						
Sep 25	Pit	W	0/0	INACTIVE (RIB)						
Oct 9	at Det	L	1/1	3	37	12.3	21	0	52	85%
Oct 16	at Was	L	1/1	1	22	22.0	22	0	46	88%
Oct 23	Min	W	1/1	1	14	14.0	14	0	48	83%
Oct 30	at Dal	L	1/1	4	19	4.8	11	0	63	81%
Nov 6	at NYG	L	1/1	8	97	12.1	30	0	62	83%
Nov 13	Atl	W	1/1	6	55	9.2	18	0	59	75%
Nov 20	at Sea	L	1/1	6	35	5.8	11	1	70	88%
Nov 28	GB	L	1/1	3	36	12.0	16	0	55	93%
Dec 4	at Cin	L	1/0	9	79	8.8	20	1	70	88%
Dec 11	Was	L	1/1	10	112	11.2	29	0	67	86%
Dec 18	at Bal	L	1/1	6	80	13.3	24	0	81	93%
Dec 22	NYG	W	1/1	2	33	16.5	19	0	48	86%
Jan 1	Dal	W	1/0	13	139	10.7	20t	2	70	92%
Totals			**14/12**	**78**	**816**	**10.5**	**30**	**4**	**851**	**75%**

2015 GAME-BY-GAME STATISTICS (PHI)

				RECEIVING					SNAPS	
Date	**Opp**		**GP/S**	**Rec**	**Yds**	**Avg**	**Lg**	**TD**	**No**	**Pct**
Sep 14	at Atl	L	1/0	3	46	15.3	21	0	52	70%
Sep 20	Dal	L	1/0	3	17	5.7	9	0	40	65%
Sep 27	at NYJ	W	1/0	2	30	15.0	21	0	38	52%
Oct 4	at Was	L	1/1	2	11	5.5	7	0	38	68%
Oct 11	NO	W	1/0	5	60	12.0	21	0	56	67%
Oct 19	NYG	W	1/1	4	43	10.8	17	0	67	86%
Oct 25	at Car	L	1/1	5	63	12.6	24	0	75	90%
Nov 8	at Dal	W	1/1	5	44	8.8	27	0	59	81%
Nov 15	Mia	L	1/0	7	68	9.7	27	0	76	79%
Nov 22	TB	L	1/1	2	12	6.0	7	0	14	20%
Nov 26	at Det	L	0/0	INACTIVE (CONCUSSION)						
Dec 6	at NE	W	1/1	2	9	4.5	5t	1	53	87%
Dec 13	Buf	W	1/0	5	98	19.6	41	0	60	78%
Dec 20	Ari	L	1/0	8	78	9.8	22t	1	49	77%
Dec 26	Was	L	1/1	13	122	9.4	17	0	64	79%
Jan 3	at NYG	W	1/0	9	152	16.9	60	0	49	74%
Totals			**15/7**	**75**	**853**	**11.4**	**60**	**2**	**790**	**68%**

100+ YARD RECEIVING GAMES (10)

Date	Opponent	Yds	Rec	TDs
1/3/16	at New York Giants (W, 35-30)	152	9	0
11/11/18	vs. Dallas Cowboys (L, 20-27)	145	14	2
1/1/17	vs. Dallas Cowboys (W, 27-13)	139	13	2
10/21/18	vs. Carolina Panthers (L, 17-21)	138	9	0
12/26/15	vs. Washington Redskins (L, 24-38)	122	13	0
12/20/14	at Washington Redskins (L, 24-27)	115	15	0
9/30/18	at Tennessee Titans (L, 23-26) (OT)	112	10	0
12/11/16	vs. Washington Redskins (L, 22-27)	112	10	0
10/7/18	vs. Minnesota Vikings (L, 21-23)	110	10	1
11/26/17	vs. Chicago Bears (W, 31-3)	103	10	1

MULTI-TOUCHDOWN GAMES (4)

Date	Opponent	TDs
11/11/18	vs. Dallas Cowboys (L, 20-27)	2
10/12/17	at Carolina Panthers (W, 28-23)	2
1/1/17	vs. Dallas Cowboys (W, 27-13)	2
12/1/13	vs. Arizona Cardinals (W, 24-21)	2

CAREER HIGHLIGHTS (Continued)

- Caught his first TD of the season and posted his second consecutive game with 10+ catches (10) and 100+ receiving yards (110) vs. Min. (10/7/18). Became the first Eagle to produce 10+ receptions and 100+ receiving yards in back-to-back games since **Pete Pihos** from 12/4/55-12/11/55. Is the first NFL TE to accomplish the feat since **Tony Gonzalez** with Kansas City from 12/25/04-1/2/05
- Led the Eagles in both receptions (10) and receiving yards (112) at Ten. (9/30/18)
- Tied with **Dallas Goedert** for the team lead with 73 receiving yards in the win vs. Ind. (9/23/18). Ertz and Goedert became the first pair of Eagles TEs to record 70+ receiving yards in the same game since **Ray Poage** (5-142) and **Pete Retzlaff** (6-118) on 12/5/65 vs. Dallas
- Recorded his franchise-record 6th-career game with 10+ receptions after leading the team in receptions (11) and receiving yards (94) at TB (9/16/18). His 6 career games with 10+ receptions ranks 1st among NFL TEs since he entered the league in 2013

2017 - PHILADELPHIA EAGLES (14/13, 3/2)

- Voted to his first career **Pro Bowl**. Became the first Eagles TE named to the all-star game since **Chad Lewis** in 2003
- Tied for the 2nd-most TDs (8) by an NFL TE, trailing only **Jimmy Graham** (10). His 8 TDs also tied for the 2nd-most ever by an Eagles TE, behind **Pete Retzlaff** in 1965 (10)
- Ranked 3rd among NFL TEs in receptions (72), trailing only **Travis Kelce** (83) and **Jack Doyle** (80)

QB NICK FOLES 9

6-6 | 243 7th Year

DOB: Jan. 20, 1989 (Age 29)

Arizona
D3-12 (88th overall)
by Philadelphia
Acquired: FA-KC-2017

PRO BOWL 2014

2017

Nick Foles rejoined the Eagles during the 2017 offseason and led the team to its first **Super Bowl** championship following a season-ending injury to **Carson Wentz**. Foles, who was named **Super Bowl LII MVP**, owns the highest passer rating (113.2) in NFL postseason history and the highest single-season passer rating in franchise history (119.2, 2013).

HIGHEST PASSER RATING

EAGLES ALL-TIME HISTORY

Carson Wentz (2016-18)	91.8
Nick Foles (2012-14, 18)	91.6
Mike Vick (2009-13)	87.7
D. McNabb (1999-2009)	86.5
Sonny Jurgensen (1957-63)	79.1

(min. 600 attempts)

NFL POSTSEASON HISTORY

Nick Foles (2012-17)	113.2
Bart Starr (1956-71)	104.8
Kurt Warner (1998-2009)	102.8
Matt Ryan (2008-17)	100.8
Drew Brees (2001-17)	100.7

(min. 125 attempts)

MOST SUPER BOWL PASSING YARDS

SUPER BOWL-WINNING QUARTERBACKS

466	Tom Brady (NE) *(LI)*
414	Kurt Warner (StL) *(XXXIV)*
373	Nick Foles (Phi.) *(LII)*
357	Joe Montana (SF) *(XXIII)*
354	Tom Brady (NE) *(XXXVIII)*

COMPLETION PERCENTAGE

NFL SINGLE-POSTSEASON HISTORY

72.6%	Nick Foles (Phi.) (2017)
71.1%	Peyton Manning (Den.) (2013)
70.6%	Tom Brady (NE) (2007)
70.6%	Drew Brees (NO) (2009)
68.9%	Tom Brady (NE) (2014)

(min. 100 attempts)

7 PASSING TOUCHDOWNS

NFL SINGLE-GAME HISTORY

DREW BREES
11/1/15
vs. NYG

NICK FOLES
11/3/13
at Oak.

PEYTON MANNING
9/5/13
vs. Bal.

JOE KAPP
9/28/69
vs. Bal.

Y.A. TITTLE
10/28/62
vs. Was.

GEORGE BLANDA
11/19/61
vs. NYT

ADRIAN BURK
10/17/54
at Was.

SID LUCKMAN
11/43/43
at NYG

QB NICK FOLES 9

CAREER STATISTICS																			
			PASSING										RUSHING					OFF SNAPS	
Year	Team	GP/S	Att	Cmp	Pct	Yds	Y/A	TD	Int	Lg	Sk/Yd	Rate	Att	Yds	Avg	Lg	TD	No	Pct
2012	Philadelphia	7/6	265	161	60.8	1699	6.4	6	5	46	20/131	79.1	11	42	3.8	14	1	454	40%
2013	Philadelphia	13/10	317	203	64.0	2891	9.1	27	2	63t	28/173	119.2	57	221	3.9	21	3	702	64%
2014	Philadelphia	8/8	311	186	59.8	2163	7.0	13	10	68t	9/74	81.4	16	68	4.3	14	0	545	46%
2015	St. Louis	11/11	337	190	56.4	2052	6.1	7	10	68	14/98	69.0	17	20	1.2	10	1	653	68%
2016	Kansas City	3/1	55	36	65.5	410	7.5	3	0	49	4/34	105.9	4	-4	-1.0	-1	0	106	10%
2017	Philadelphia	7/3	101	57	56.4	537	5.3	5	2	35	5/44	79.5	11	3	0.3	9	0	212	19%
2018	Philadelphia	2/2	82	54	65.9	451	5.5	1	1	50	5/26	78.9	4	7	1.8	4	0	151	18%
Totals		**51/41**	**1468**	**887**	**60.4**	**10203**	**7.0**	**62**	**30**	**68t**	**85/580**	**87.0**	**120**	**357**	**3.0**	**21**	**5**	**---**	**---**
PLAYOFFS																			
2013	Philadelphia	1/1	33	23	69.7	195	5.9	2	0	40	2/19	105.0	1	3	3.0	3	0	58	100%
2016	Kansas City	0/0	0	0	---	0	---	0	0	--	0/0	---	0	0	---	--	0	0	0%
2017	Philadelphia	3/3	106	77	72.6	971	9.2	6	1	55	2/14	115.7	5	-2	-0.4	1	0	204	99%
Totals		**4/4**	**139**	**100**	**71.9**	**1166**	**8.4**	**8**	**1**	**55**	**4/33**	**113.2**	**6**	**1**	**0.2**	**3**	**0**	**---**	**---**

ADDITIONAL STATISTICS

Fumbles/Lost: 29/13 - 2018 (2/1), *2017 (6/2); 2015 (5/2); 2014 (4/3); 2013 (4/2); 2012 (8/3)* **Postseason Fumbles/Lost:** 2/0 - *2017 (2/0)*

Regular-season Receptions: 15-yard catch vs. Atl. (9/6/18) **Postseason Receptions:** 1-yard TD at NE (2/4/18) (**Super Bowl LII**)

CAREER HIGHS		
Pass Attempts	62	10/26/14 at Ari.
Completions	36	10/26/14 at Ari.
Passing Yards	428	12/15/13 at Min.
Yards/Attempt	14.5	11/3/13 at Oak.
Passing Long	68t	9/7/14 vs. Jax.
Passing TDs	7	11/3/13 at Oak.
Completion %	84.0	12/22/13 vs. Chi.
Passer Rating	158.3	11/3/13 at Oak.
Rush Attempts	9	11/17/13 vs. Was.
Rushing Yards	47	11/17/13 vs. Was.
Rushing Long	21	12/15/13 at Min.
Rushing TDs	1	5x, last: 9/13/15 vs. Sea.

CAREER HIGHLIGHTS

- Led the Eagles to the first **Super Bowl** championship in franchise history in 2017 after taking over as the starting QB when **Carson Wentz** sustained a season-ending knee injury in Week 14 at L.A. Rams
- Became the first backup QB to win the **Super Bowl** since **Tom Brady** with New England in 2001. Only three QBs in NFL history have won the **Super Bowl** after starting 3-or-fewer games in the regular season: Foles in 2017 (3), **Jeff Hostetler** with N.Y Giants in 1990 (2) and **Doug Williams** with Washington in 1987 (2)
- Named **Super Bowl LII MVP** after completing 28-of-43 (65.1%) attempts for 373 yards, 3 TDs, 1 INT and a 106.1 passer rating in the 41-33 victory over New England. Also became the first NFL QB to catch a TD in the **Super Bowl** when he caught a 1-yard pass from **Trey Burton** on fourth down on one of the most memorable trick plays in NFL history, known as the "*Philly Special*"
- Turned in one of the best postseason performances in NFL history in 2017, recording a 100+ passer rating in all 3 playoff games. Finished the stretch 77-of-106 (72.6%) for 971 yards, 6 TDs, 1 INT and a 115.7 passer rating
- In 2017, produced the highest completion percentage (72.6%) in NFL single-postseason history and 3rd-highest passer rating (115.7), behind **Joe Flacco** in 2012 (117.2) and **Drew Brees** in 2009 (117.0) (min. 100 attempts)
- Owns the highest passer rating in NFL postseason history (113.2) (min. 125 attempts). Is the only QB in NFL history to record a 100+ passer rating in each of his first 4 career playoff games (min. 20 attempts per game)

2018 GAME-BY-GAME STATISTICS (PHILADELPHIA)

				PASSING										RUSHING					SNAPS	
Date	**Opp**		**GP/S**	**Att**	**Cmp**	**Pct**	**Yds**	**Y/A**	**TD**	**Int**	**Lg**	**Sk/Yd**	**Rat**	**Att**	**Yds**	**Avg**	**Lg**	**TD**	**No**	**Pct**
Sep 6	Atl	W	1/1	34	19	55.9	117	3.4	0	1	18	2/13	50.7	1	-1	-1.0	-1	0	72	100%
Sep 16	at TB	L	1/1	48	35	72.9	334	7.0	1	0	50	3/13	98.8	3	8	2.7	4	0	79	100%
Sep 23	Ind	W	0/0	DID NOT PLAY																
Sep 30	at Ten	L	0/0	DID NOT PLAY																
Oct 7	Min	L	0/0	DID NOT PLAY																
Oct 11	at NYG	W	0/0	DID NOT PLAY																
Oct 21	Car	L	0/0	DID NOT PLAY																
Oct 28	at Jax	W	0/0	DID NOT PLAY																
Nov 11	Dal	L	0/0	DID NOT PLAY																
Nov 18	at NO	L	0/0	DID NOT PLAY																
Nov 25	NYG	W	0/0	DID NOT PLAY																
Dec 3	Was	W	0/0	DID NOT PLAY																
Dec 9	at Dal																			
Dec 16	at LAR																			
Dec 23	Hou																			
Dec 30	at Was																			
Totals			**2/2**	**82**	**54**	**65.9**	**451**	**5.5**	**1**	**1**	**50**	**5/26**	**78.9**	**4**	**7**	**1.8**	**4**	**0**	**151**	**18%**

CAREER HIGHLIGHTS (Continued)

- Ranks 2nd in Eagles history with a 91.6 career QB rating (min. 600 attempts) and 10th all-time in passing yards (7,741)
- Selected to his first career **Pro Bowl** and earned **Pro Bowl MVP** honors following a career year in 2013. Completed 203-of-317 (64.0%) attempts for 2,891 yards, 27 TDs, 2 INTs and a 119.2 passer rating in only 10 starts
- Produced the best TD-INT ratio (27-2) in NFL history in 2013. Is the only QB in NFL history to record 20+ passing TDs with no more than 2 INTs
- Led the NFL in passer rating (119.2) in 2013. Became the first Eagle to lead the league in passer rating since **Tommy Thompson** in 1949 (84.4)
- In just his 9th career start at Oak. (11/3/13), became the seventh QB (now eight) in NFL history to throw 7 TDs in a single game, joining **Peyton Manning** (9/5/13 vs. Bal.), **Joe Kapp** (9/28/69 vs. Bal.), **Y.A. Tittle** (10/28/62 vs. Was.), **George Blanda** (11/19/61 vs. N.Y. Titans), **Adrian Burk** (10/17/54 at Was.) and **Sid Luckman** (11/14/43 at NYG)
- Is only the third QB in NFL history to throw 7 TDs with 0 INTs in a single game, joining **Peyton Manning** (9/5/13 vs. Bal.) and **Y.A. Tittle** (10/28/62 vs. Was.). Is the only NFL QB to do so before the start of the fourth quarter

2018 - PHILADELPHIA EAGLES (2/2)

- Threw for 334 yards in the team's Week 2 loss at TB (9/16/18) marking his 11th 300-yard passing game as an Eagle, which ranks as the 4th-most 300-yard passing games in franchise history

3+ PASSING TD GAMES (10)

Date	Opponent	TDs
11/3/13	at Oakland Raiders (W, 49-20)	7
12/17/17	at New York Giants (W, 34-29)	4
2/4/18	at New England Patriots (SB) (W, 41-33)	3
1/21/18	vs. Minnesota Vikings (Conf.) (W, 38-7)	3
10/4/15	at Arizona Cardinals (W, 24-22)	3
9/21/14	vs. Washington Redskins (W, 37-34)	3
12/15/13	at Minnesota Vikings (L, 30-48)	3
12/1/13	vs. Arizona Cardinals (W, 24-21)	3
11/10/13	at Green Bay Packers (W, 27-13)	3
10/13/13	at Tampa Bay Buccaneers (W, 31-20)	3

300+ YARD GAMES (11)

Date	Opponent	Yards
12/15/13	at Minnesota Vikings (L, 30-48)	428
10/26/14	at Arizona Cardinals (L, 20-24)	411
11/3/13	at Oakland Raiders (W, 49-20)	406
12/9/12	at Tampa Bay Buccaneers (W, 23-21)	381
2/4/18	at New England Patriots (SB) (W, 41-33)	373
1/21/18	vs. Minnesota Vikings (Conf.) (W, 38-7)	352
12/23/12	vs. Washington Redskins (L, 20-27)	345
9/16/18	at Tampa Bay Buccaneers (L, 21-27)	334
9/15/14	at Indianapolis Colts (W, 30-27)	331
9/21/14	vs. Washington Redskins (W, 37-34)	325
9/7/14	vs. Jacksonville Jaguars (W, 34-17)	322

2017 GAME-BY-GAME STATISTICS (PHILADELPHIA)																					
				PASSING										RUSHING					SNAPS	
Date	Opp		GP/S	Att	Cmp	Pct	Yds	Y/A	TD	Int	Lg	Sk/Yd	Rat	Att	Yds	Avg	Lg	TD	No	Pct
Sep 10	at Was	W	0/0	DID NOT PLAY																
Sep 17	at KC	L	0/0	DID NOT PLAY																
Sep 24	NYG	W	0/0	DID NOT PLAY																
Oct 1	at LAC	W	0/0	DID NOT PLAY																
Oct 8	Ari	W	0/0	DID NOT PLAY																
Oct 12	at Car	W	0/0	DID NOT PLAY																
Oct 23	Was	W	0/0	DID NOT PLAY																
Oct 29	SF	W	1/0	0	0	---	0	--	0	0	--	0/0	---	2	-2	-1.0	-1	0	9	13%
Nov 5	Den	W	1/0	1	1	100.0	35	35.0	0	0	35	1/8	118.8	1	-1	-1.0	-1	0	14	20%
Nov 19	at Dal	W	0/0	DID NOT PLAY																
Nov 26	Chi	W	1/0	3	3	100.0	21	7.0	0	0	22	0/0	95.8	4	-3	-0.8	0	0	11	14%
Dec 3	at Sea	L	0/0	DID NOT PLAY																
Dec 10	at LAR	W	1/0	10	6	60.0	42	4.2	0	0	16	1/7	69.6	1	9	9.0	9	0	23	25%
Dec 17	at NYG	W	1/1	38	24	63.2	237	6.2	4	0	32	1/4	115.8	2	0	0.0	1	0	68	100%
Dec 25	Oak	W	1/1	38	19	50.0	163	4.3	1	1	25	2/25	59.4	0	0	---	--	0	68	100%
Dec 31	Dal	L	1/1	11	4	36.4	39	3.6	0	1	15	0/0	9.3	1	0	0.0	0	0	19	32%
Totals			**7/3**	**101**	**57**	**56.4**	**537**	**5.3**	**5**	**2**	**35**	**5/44**	**79.5**	**11**	**3**	**0.4**	**9**	**0**	**212**	**19%**
PLAYOFFS																				
Jan 13	Atl	W	1/1	30	23	76.7	246	8.2	0	0	32	1/8	100.1	5	-2	-0.4	1	0	67	100%
Jan 21	Min	W	1/1	33	26	78.8	352	10.7	3	0	53t	1/6	141.4	0	0	---	--	0	62	95%
Feb 4	at NE	W	1/1	43	28	65.1	373	8.7	3	1	55	0/0	106.1	0	0	---	--	0	75	100%
Totals			**3/3**	**106**	**77**	**72.6**	**971**	**9.2**	**6**	**1**	**55**	**2/14**	**115.7**	**5**	**-2**	**-0.4**	**1**	**0**	**204**	**99%**

CAREER HIGHLIGHTS (Continued)

- Started the season opener vs. Atl. (9/6/18) and led two second-half touchdown drives to help the Eagles defeat the Falcons 18-12. Became the first NFL QB to post receptions in consecutive games since Marc Bulger with the Rams in 2008 (according to ESPN Stats & Info) when he hauled in a 15-yard reception from WR **Nelson Agholor** on a third-down trick play in the 3rd quarter. The catch helped set up Philadelphia's first touchdown of the night

2017 - PHILADELPHIA EAGLES (7/3, 3/3)

- Led the Eagles to the first **Super Bowl** championship in franchise history after taking over as the starting QB when **Carson Wentz** sustained a season-ending knee injury in Week 14 at L.A. Rams
- Named **Super Bowl LII MVP** after completing 28-of-43 (65.1%) attempts for 373 yards, 3 TDs, 1 INT and a 106.1 passer rating in the 41-33 victory over New England. Also became the first NFL QB to catch a TD in the **Super Bowl** when he caught a 1-yard pass from **Trey Burton** on fourth down on one of the most memorable trick plays in NFL history, known as the "*Philly Special*"
- Turned in one of the best postseason performances in NFL history, recording a 100+ passer rating in all 3 playoff games. Finished the stretch 77-of-106 (72.6%) for 971 yards, 6 TDs, 1 INT and a 115.7 passer rating
- Produced the highest completion percentage (72.6%) in NFL single-postseason history and 3rd-highest passer rating (115.7), behind **Joe Flacco** with Baltimore in 2012 (117.2) and **Drew Brees** with New Orleans in 2009 (117.0) (min. 100 attempts)
- Became the first QB in franchise history to throw for 300+ yards (352), 3 TDs and 0 INTs in a playoff game in the 38-7 win vs. Min. (1/21/18) in the NFC Championship
- Earned his first career playoff win in the 15-10 victory vs. Atl. (1/13/18) in the Divisional Round. Completed 23-of-30 (76.7%) attempts for 246 yards and a 100.1 passer rating. His 76.7% completion percentage was the highest single-game mark in Eagles postseason history
- Threw for 237 yards, 4 TDs, 0 INTs and a 115.8 passer rating in the 34-29 win at NYG (12/17/17), which marked his first start as an Eagle since the 2014 season. The win secured a first-round playoff bye for Philadelphia
- Relieved an injured **Carson Wentz** trailing, 31-35, in the fourth quarter at LAR (12/10/17) and led back-to-back scoring drives to give the Eagles a 37-35 lead. Philadelphia won, 43-35, to clinch its first NFC East title since 2013. Marked his 7th career game-winning drive and 6th career fourth-quarter comeback

BELIEVE IT

In July 2018, Foles published an autobiography, ***Believe It***, which was written with Joshua Cooley through Tyndale House. The book, which recounts Foles' "journey of success, failure and overcoming the odds," debuted at No. 5 on the *New York Times*' best-seller list for hardcover nonfiction and additionally appeared on the *Publishers Weekly* and *USA Today* best-seller lists. Foles donated 100 percent of *Believe It*'s profits to charity.



BEST CHAMPIONSHIP PERFORMANCE

At the 26th annual **ESPY Awards** in July 2018, Foles was awarded the ESPY for "**Best Championship Performance**," beating out Villanova's Donte DiVincenzo, Golden State Warriors' Kevin Durant and Houston Astros' George Springer for the honor. Foles delivered a powerful and passionate acceptance speech:

"It's been a crazy career. If any of y'all know my career path, it doesn't make sense. But you know, I'm here right now. My teammates, coaches, you know what, we faced so much adversity this year, we have an amazing team. It's so much fun to go to work in that locker room every single day. I couldn't have done it without y'all. We see what happened. We won the first Super Bowl in Philadelphia history, so we've got a special group of guys.

And then to the Philadelphia fans. Y'all get a (bad) rap everywhere, but the passion, y'all bring it every single day. So thank y'all. And finally, there's a lot of kids watching this and it's kind of been the theme. There are going to be people who doubt you. Don't listen to them. What matters is what's in here (taps on chest) and the people who love you and support you. Go out there every day and be bold. Thank you."



100+ RATING GAMES (19)

Date	Opponent	Rating
11/3/13	at Oakland Raiders (W, 49-20)	158.3
11/10/13	at Green Bay Packers (W, 27-13)	149.3
1/21/18	vs. Minnesota Vikings (Conf.) (W, 38-7)	141.4
10/30/16	at Indianapolis Colts (W, 30-14)	135.2
10/13/13	at Tampa Bay Buccaneers (W, 31-20)	133.3
12/22/13	vs. Chicago Bears (W, 54-11)	131.7
10/4/15	at Arizona Cardinals (W, 24-22)	126.9
12/29/13	at Dallas Cowboys (W, 24-22)	124.4
12/17/17	at New York Giants (W, 34-29)	115.8
9/13/15	vs. Seattle Seahawks (W, 34-31)	115.8
10/6/13	at New York Giants (W, 36-21)	114.9
9/21/14	vs. Washington Redskins (W, 37-34)	114.4
12/1/13	vs. Arizona Cardinals (W, 24-21)	112.0
2/4/18	at New England Patriots (SB) (W, 41-33)	106.1
1/4/14	vs. New Orleans Saints (WC) (L, 24-26)	105.0
11/17/13	vs. Washington Redskins (W, 24-16)	104.3
12/15/13	at Minnesota Vikings (L, 30-48)	103.5
11/1/15	vs. San Francisco 49ers (W, 27-6)	101.9
1/13/18	vs. Atlanta Falcons (Div.) (W, 15-10)	100.1

MONTHLY AWARDS (1)

Award	Month	Year
NFC Offensive Player of the Month	November	2013

WEEKLY AWARDS (2)

Award	Week	Year
NFC Offensive Player of the Week	Week 9	2013
NFC Offensive Player of the Week	Week 6	2013

LB NATHAN GERRY 47

6-2 | 230 2nd Year

DOB: Feb. 23, 1995 (Age 23)

Sioux Falls, South Dakota

Washington High School

Nebraska

D5b-17 (184th overall) by Philadelphia

2017

Nathan Gerry (pronounced GARY) was selected by the Eagles in the 5th round (184th overall) of the 2017 NFL Draft. Formerly a safety at Nebraska, Gerry made the transition to linebacker as a rookie and saw action primarily on the special teams units. He finished tied for 6th on the team with 181 special teams snaps and registered 6 special teams tackles in 10 games.

SPECIAL TEAMS SNAPS

EAGLES PLAYERS IN 2017

Kamu Grugier-Hill	345 (75%)
Trey Burton	308 (67%)
Najee Goode	293 (64%)
Corey Clement	291 (64%)
Mack Hollins	232 (51%)
Nathan Gerry	181 (40%)
Corey Graham	181 (40%)

Gerry ranked 2nd among Eagles rookies with 6 special teams tackles in 2017, trailing only Corey Clement (10).

MOST INTERCEPTIONS

NCAA SAFETIES (2014-16)

14	Gerod Holliman (Louisville)
14	Xavier Woods (La. Tech)
13	Nathan Gerry (Nebraska)
13	Dylan Haines (Texas)

THREE STEP DROP

First job: Host at Famous Dave's

Best player he ever lined up against: Lions RB Ameer Abdullah

Player he models his game after: Vikings S Harrison Smith

Moment left star stuck: "My first preseason game. I was on the sidelines and Green Bay made a play on our sideline and I was like, 'Oh wow, that's Clay Matthews.' That was probably the first one that I was really star struck by."

Favorite quote: "A winner never quits and a quitter nevers wins."

CAREER HIGHLIGHTS

2018 - PHILADELPHIA EAGLES (9/2)

- Recorded his 1st career INT when he picked off Redskins QB **Mark Sanchez** in the 28-13 win vs. Was. (12/3/18)
- Started and recorded career highs in tackles (4) and defensive snaps played (33) in the 25-22 win vs. NYG (11/25/18)

2017 - PHILADELPHIA EAGLES (10/1, 3/0)

- Finished tied for 6th on the team with 181 special teams snaps and registered 6 special teams tackles
- Saw the first defensive action of his NFL career vs. Dal. (12/31/17) and recorded 1 solo tackle and 1 PD

LB NATHAN GERRY 47

CAREER STATISTICS																		
			TACKLES					PASS DEFENSE						FUMBLES			DEF SNAPS	
Year	Team	GP/S	Total	Solo	Asst	TFL	Sacks	Int	Yds	Lg	TD	PD	QPH	FF	FR	Yds	No	Pct
2017	Philadelphia	10/1	1	1	0	0	0.0	0	0	--	0	1	0	0	0	0	20	2%
2018	Philadelphia	9/2	8	5	3	0	0.0	1	8	8	0	1	0	0	0	0	85	11%
Totals		**19/3**	**9**	**6**	**3**	**0**	**0.0**	**1**	**8**	**8**	**0**	**2**	**0**	**0**	**0**	**0**	**---**	**---**
PLAYOFFS																		
2017	Philadelphia	3/0	0	0	0	0	0.0	0	0	--	0	0	0	0	0	0	1	1%
Totals		**3/0**	**0**	**0**	**0**	**0**	**0.0**	**0**	**0**	**--**	**0**	**0**	**0**	**0**	**0**	**0**	**---**	**---**

ADDITIONAL STATISTICS

Special Teams Tackles: 7 - *2018 (1); 2017 (6)*

CAREER HIGHS		
Tackles	4	11/25/18 vs. NYG
Sacks	--	---
INTs	1	12/3/18 vs. Was.
PDs	1	2x, last: 9/6/18 vs. Atl.
FFs	--	---
FRs	--	---

2018 GAME-BY-GAME STATISTICS (PHI)												
Date	**Opp**		**GP/S**	**Tot**	**Solo**	**Sk**	**Int**	**PD**	**FF**	**FR**	**Snaps**	**Pct**
Sep 6	Atl	W	1/1	1	1	0.0	0	1	0	0	26	37%
Sep 16	at TB	L	1/0	0	0	0.0	0	0	0	0	4	7%
Sep 23	Ind	W	1/0	0	0	0.0	0	0	0	0	0	0%
Sep 30	at Ten	L	1/0	0	0	0.0	0	0	0	0	1	1%
Oct 7	Min	L	1/0	0	0	0.0	0	0	0	0	0	0%
Oct 11	at NYG	W	0/0	INACTIVE (ANKLE, KNEE)								
Oct 21	Car	L	0/0	INACTIVE (ANKLE, KNEE)								
Oct 28	at Jax	W	0/0	INACTIVE (ANKLE, KNEE)								
Nov 11	Dal	L	1/0	0	0	0.0	0	0	0	0	2	3%
Nov 18	at NO	L	1/0	1	0	0.0	0	0	0	0	8	11%
Nov 25	NYG	W	1/1	4	2	0.0	0	0	0	0	33	53%
Dec 3	Was	W	1/0	2	2	0.0	1	0	0	0	11	24%
Dec 9	at Dal											
Dec 16	at LAR											
Dec 23	Hou											
Dec 30	at Was											
Totals			**9/2**	**8**	**5**	**0.0**	**1**	**1**	**0**	**0**	**85**	**11%**

BIRDSEED

Gerry is the son of Kelli and Brian Gerry. During college, Gerry majored in sociology and volunteered his time with team hospital visits, Big Brothers/Big Sisters and Uplifting Athletes.

Gerry helped lead Washington (SD) High School's football team to a 48-3 record and three state championships. He was a two-way starter, playing running back and wide receiver. Gerry also handled kicking and punting duties as a senior.

Gerry was also a track standout in high school, winning his second straight 200-meter state title as a senior as well as the 100-meter event. Gerry set the state record in the 200 meters with a time of 21.52.

@NathanGerry @nathangerry

COLLEGE HIGHLIGHTS

- Named a Bednarik Award semifinalist, earned All-America recognition and received first-team All-Big Ten honors as a senior in 2016. Played in 11 games (all starts) and finished 2nd on the team with 74 tackles. Added 4 INTs for the third-consecutive season
- Voted third-team All-Big Ten by the media as a junior in 2015 after leading the Huskers with 79 tackles and 4 INTs
- Earned Honorable Mention All-Big Ten accolades as a sophomore in 2014. Started every game and led Nebraska with a career-high 5 INTs, all in conference games. Totaled a career-high 15 tackles and an INT at Iowa (11/28/14) to earn Big Ten Defensive Player of the Week honors

WR SHELTON GIBSON 18

5-11 | 191 2nd Year

DOB: March 20, 1995 (Age 23)

Cleveland, Ohio

Cleveland Heights High School

West Virginia
D5a-17 (166th overall) by Philadelphia

2017

Originally selected by the Eagles in the 5th round (166th overall) of the 2017 NFL Draft, **Shelton Gibson** carved out a special teams role as a gunner on the punt team in his debut season. An All-Big 12 honoree at West Virginia, Gibson ranked 2nd in the NCAA in yards per reception (23.0) from 2015-16.

RECEIVING AVERAGE

NCAA PLAYERS (2015-16)

Jalen Robinette (Air Force)	26.2
Shelton Gibson (WVU)	23.0
Mack Hollins (UNC)	22.9
Chris Moore (Cincinnati)	21.8
Bryce Treggs (California)	21.2

(min. 40 receptions)

MOST RECEIVING TDs

BIG 12 CONFERENCE PLAYERS (2015-16)

21	Dede Westbrook (Oklahoma)
20	Corey Coleman (Baylor)
20	James Washington (OSU)
19	K.D. Cannon (Baylor)
17	Shelton Gibson (WVU)

CAREER HIGHLIGHTS

2018 - PHILADELPHIA EAGLES (12/0)

- Hauled in a career-long 48-yard reception from QB **Carson Wentz** vs. Min. (10/7/18)

2017 - PHILADELPHIA EAGLES (5/0, 3/0)

- Saw action primarily as a gunner on the punt team in the second half of the season. Played 44 special teams snaps and posted 1 special teams tackle
- Recorded the first 2 receptions of his career for 11 yards in the season finale vs. Dal. (12/31/17)
- Made his NFL debut in the 31-3 win vs. Chi. (11/26/17)

THREE STEP DROP

Nickname: Gibby

First job: Busboy and dishwasher at Asian stir-fry restaurant

Favorite movies: *Rugrats in Paris* and *Homeward Bound: The Incredible Journey*

Favorite TV show: *Quantico*

Favorite meal: Hot wings and fries with ranch dressing

Three favorite throwback jerseys: Michael Jordan, *Space Jam* Tune Squad; LeBron James, Cleveland Cavaliers; Coco Crisp, Cleveland Indians

COLLEGE HIGHLIGHTS

- Totaled 84 receptions for 1,898 yards (22.6 avg.) and 17 TDs in 38 career games at West Virginia. Also recorded 53 kickoff returns for 1,244 yards (23.5 avg.)
- Earned second-team All-Big 12 honors after ranking 4th in the NCAA in receiving average (22.1) as a junior in 2016. Registered career highs in receptions (43) and receiving yards (951)

WR SHELTON GIBSON 18

CAREER STATISTICS									
			RECEIVING					OFF SNAPS	
Year	Team	GP/S	Rec	Yds	Avg	Lg	TD	No	Pct
2017	Philadelphia	5/0	2	11	5.5	6	0	17	2%
2018	Philadelphia	12/0	1	48	48.0	48	0	64	8%
Totals		**17/0**	**3**	**59**	**19.7**	**48**	**0**	**---**	**---**
PLAYOFFS									
2017	Philadelphia	3/0	0	0	---	--	0	0	0%
Totals		**3/0**	**0**	**0**	**---**	**--**	**0**	**---**	**---**

ADDITIONAL STATISTICS

Kick Returns: *2018 (2-43)* **Special Teams Tackles:** 3 - *2018 (2); 2017 (1)*

CAREER HIGHS		
Receptions	2	12/31/17 vs. Dal.
Receiving Yards	48	10/7/18 vs. Min.
Receiving Long	48	10/7/18 vs. Min.
Receiving TDs	--	---

BIRDSEED

Gibson is the son of Shalett and Shelton Gibson and has four siblings. He majored in multi-disciplinary studies.

Gibson prepped at Cleveland Heights HS (Cleveland, OH), where he finished with 700 receiving yards as a senior while scoring as a receiver, rusher, kickoff returner, punt returner and passed for a TD.

Gibson also lettered in track and field, participating in sprints and relays.

@sheltongibson_

COLLEGE HIGHLIGHTS (Continued)

- Named All-Big 12 Honorable Mention as a sophomore in 2015 after ranking 2nd in the NCAA in receiving average (23.97) , trailing only Eagles teammate **Mack Hollins** (24.8). Produced 37 catches for 887 yards and a career-high 9 TDs. Returned 11 kickoffs for 361 yards (32.8 avg.), including a 100-yard TD at Baylor (10/17/15)

TRANSACTIONS

2017 Drafted by PHI in 5th round (166th overall)
Signed 4-year contract

2018 GAME-BY-GAME STATISTICS (PHI)											
				RECEIVING					SNAPS	
Date	Opp		GP/S	Rec	Yds	Avg	Lg	TD	No	Pct
Sep 6	Atl	W	1/0	0	0	---	--	0	4	6%
Sep 16	at TB	L	1/0	0	0	---	--	0	35	44%
Sep 23	Ind	W	1/0	0	0	---	--	0	1	1%
Sep 30	at Ten	L	1/0	0	0	---	--	0	3	4%
Oct 7	Min	L	1/0	1	48	48.0	48	0	9	15%
Oct 11	at NYG	W	1/0	0	0	---	--	0	4	6%
Oct 21	Car	L	1/0	0	0	---	--	0	2	3%
Oct 28	at Jax	W	1/0	0	0	---	--	0	2	3%
Nov 11	Dal	L	1/0	0	0	---	--	0	1	2%
Nov 18	at NO	L	1/0	0	0	---	--	0	0	0%
Nov 25	NYG	W	1/0	0	0	---	--	0	0	0%
Dec 3	Was	W	1/0	0	0	---	--	0	3	4%
Dec 9	at Dal									
Dec 16	at LAR									
Dec 23	Hou									
Dec 30	at Was									
Totals			**11/0**	**1**	**48**	**48.0**	**48**	**0**	**64**	**8%**

2017 GAME-BY-GAME STATISTICS (PHI)											
				RECEIVING					SNAPS	
Date	Opp		GP/S	Rec	Yds	Avg	Lg	TD	No	Pct
Sep 10	at Was	W	0/0	INACTIVE						
Sep 17	at KC	L	0/0	INACTIVE						
Sep 24	NYG	W	0/0	INACTIVE						
Oct 1	at LAC	W	0/0	INACTIVE						
Oct 8	Ari	W	0/0	INACTIVE						
Oct 12	at Car	W	0/0	INACTIVE						
Oct 23	Was	W	0/0	INACTIVE						
Oct 29	SF	W	0/0	INACTIVE						
Nov 5	Den	W	0/0	INACTIVE						
Nov 19	at Dal	W	0/0	INACTIVE						
Nov 26	Chi	W	1/0	0	0	0.0	0	0	4	5%
Dec 3	at Sea	L	1/0	0	0	0.0	0	0	0	0%
Dec 10	at LAR	W	1/0	0	0	0.0	0	0	0	0%
Dec 17	at NYG	W	1/0	0	0	0.0	0	0	0	0%
Dec 25	Oak	W	0/0	INACTIVE						
Dec 31	Dal	L	1/0	2	11	5.5	6	0	13	22%
Totals			**5/0**	**2**	**11**	**5.5**	**6**	**0**	**17**	**2%**
PLAYOFFS										
Jan 13	Atl	W	1/0	0	0	---	--	0	0	0%
Jan 21	Min	W	1/0	0	0	---	--	0	0	0%
Feb 4	at NE	W	1/0	0	0	---	--	0	0	0%
Totals			**3/0**	**0**	**0**	**---**	**--**	**0**	**0**	**0%**

TE DALLAS GOEDERT 88

6-5 | 256 Rookie

DOB: Jan. 3, 1995 (Age 23)

Britton, South Dakota

Britton-Hecla High School

South Dakota State
D2-18 (49th overall)
by Philadelphia

Originally selected by the Eagles in the 2nd round (49th overall) of the 2018 NFL Draft, **Dallas Goedert** (pronounced GOD-ert) was a two-time FCS All-American (2016-17) at South Dakota State, where he amassed 1,000+ receiving yards as a junior and senior and totaled a school-record 92 catches in 2016.

NCAA FCS TIGHT ENDS

RECEIVING TDS (2016-17)

20	Ross Dwelley (San Diego)
18	Dallas Goedert (SDSU)
12	Andrew Vollert (Weber St.)

RECEIVING YARDS (2017)

1,111	Dallas Goedert (SDSU)
817	Donald Parham (Stetson)
773	Andrew Vollert (Weber St.)

THREE STEP DROP

First job: Owned a lawn care company

Surprisingly good at: Unicycling

Players he models his game after: Zach Ertz and Travis Kelce

Favorite athletes growing up: Brett Favre and Aaron Rodgers

Favorite TV show: *The Office*

Favorite music: Country, Sam Hunt

2018 ROOKIE TES

RECEIVING TOUCHDOWNS

Jordan Thomas (HOU)	4
Dallas Goedert (PHI)	3
Christopher Herndon (NYJ)	3

NCAA FCS PLAYERS

RECEPTIONS (2016-17)

Troy Pelletier (Lehigh)	201
Keelan Doss (UC Davis)	181
Justin Watson (Penn)	170
Dallas Goedert (SDSU)*	164

RECEIVING YARDS (2016-17)

Nathan Stewart (SHSU)	2,652
Troy Pelletier (Lehigh)	2,570
Keelan Doss (UC Davis)	2,410
Dallas Goedert (SDSU)*	2,404

** Led all NCAA FCS tight ends*

CAREER HIGHLIGHTS

2018 - PHILADELPHIA EAGLES (12/6)

- His 3 receiving TDs are tied for the most by a rookie TE and tied for the 5th-most by any rookie through Week 12. They also mark the highest single-season total by an Eagles rookie TE since Zach Ertz in 2013 (4)
- Scored a TD for the second-consecutive week when he registered a 32-yard catch-and-run score just before halftime to give the Eagles a 10-6 lead at Jax. (10/28/18)
- Hauled in the second TD of his career vs. Car. (10/21/18), while totaling 4 catches for 43 yards

TE DALLAS GOEDERT 88

CAREER STATISTICS									
			RECEIVING					OFF SNAPS	
Year	Team	GP/S	Rec	Yds	Avg	Lg	TD	No	Pct
2018	Philadelphia	12/6	21	221	10.5	32t	3	363	44%
Totals		**12/6**	**21**	**221**	**10.5**	**32t**	**3**	**---**	**---**

ADDITIONAL STATISTICS

Special Teams Tackles: 3 - *2018 (3)*

CAREER HIGHS		
Receptions	7	9/23/18 vs. Ind.
Receiving Yards	73	9/23/18 vs. Ind.
Receiving Long	32t	10/28/18 at Jax.
Receiving TDs	1	3x, last: 10/28/18 at Jax.

2018 GAME-BY-GAME STATISTICS (PHI)										
				RECEIVING					SNAPS	
Date	Opp		GP/S	Rec	Yds	Avg	Lg	TD	No	Pct
Sep 6	Atl	W	1/0	1	4	4.0	4	0	17	24%
Sep 16	at TB	L	1/0	0	0	---	--	0	17	22%
Sep 23	Ind	W	1/1	7	73	10.4	19	1	55	67%
Sep 30	at Ten	L	1/1	2	13	6.5	10	0	31	40%
Oct 7	Min	L	1/0	2	16	8.0	11	0	35	59%
Oct 11	at NYG	W	1/1	1	7	7.0	7	0	32	45%
Oct 21	Car	L	1/1	4	43	10.8	21	1	37	55%
Oct 28	at Jax	W	1/0	1	32	32.0	32t	1	30	48%
Nov 11	Dal	L	1/0	0	0	---	--	0	18	29%
Nov 18	at NO	L	1/1	0	0	---	--	0	16	31%
Nov 25	NYG	W	1/0	3	33	11.0	16	0	36	55%
Dec 3	Was	W	1/1	0	0	---	--	0	39	52%
Dec 9	at Dal									
Dec 16	at LAR									
Dec 23	Hou									
Dec 30	at Was									
Totals			**12/6**	**21**	**221**	**10.5**	**32t**	**3**	**363**	**44%**

EXPERT UNICYCLIST

Goedert is not just an athlete in the traditional sense - he is also a skilled unicyclist. "I was looking through the JCPenney catalog one day - the Christmas catalog, the thick one. I saw a unicycle and I told my mom that I wanted one. She said, 'Well, your grandpa has a bunch of unicycles. We used to ride them all the time.' So I said, 'Can we go get one?' Let's do it.' So I learned how. I have three other cousins that know how, too. And we ride in parades or centennials, 125th, Fourth of July parades in small towns around Britain. It was one of the biggest attractions in the parade, people love seeing it." Perhaps the greatest feat of Goedert's unicycling career is learning how to ride a six-foot unicycle, which he says requires starting off the back of a truck.

DALLAS IN PHILLY

Goedert's first name, Dallas, comes from his dad, who was a Dallas Cowboys fan, though his stepdad raised him to root for the Green Bay Packers. That being said, Goedert assures that everyone in his family now loves the Eagles. Additionally, shortly after he was selected by Philadelphia in the 2nd round of the 2018 NFL Draft, Goedert took notice of a handful of GoFundMe pages lobbying for him to change his name to 'Philly.'

"We're going to have a little bit of trouble with that, but hopefully I can make enough plays that they'll get over [my name being Dallas]."

BASKETBALL STAR

Goedert was a very talented basketball player and considers the sport his first 'true love.' However, his mom helped him focus on football with some friendly advice. "She said I'm going to have a better chance playing college football than basketball because 22 people start in football and only five start in basketball. I think she was just telling me that being 6'5" is being too short to be a three, four or five guy in the NBA."

Goedert definitely notices the impact that basketball has had on his football career. "Beating man coverage is a lot like driving to the hole, doing a crossover to get by somebody. And then any time you're in the red zone you're using your body like you're boxing out, or go up and catch a fade ball like you are high-pointing a rebound. A lot of things translate."

BIRDSEED

Goedert was a two-time honorable mention all-state selection and three-time all-conference pick in both football and basketball at Britton-Hecla High School.

@goedert33 @goedert33

DE BRANDON GRAHAM 55

6-2 | 265 9th Year

DOB: April 3, 1988 (Age 30)

AP 2016

2017

Detroit, Michigan

Crockett Vocational Technical

Michigan
D1-10 (13th overall) by Philadelphia

Originally selected by Philadelphia with the 13th-overall pick in the 2010 NFL Draft, **Brandon Graham** is the longest-tenured member of the Eagles defense. In 2017, Graham was named a Pro Bowl first alternate after leading the team with career highs in sacks (9.5).

MOST SACKS
EAGLES PLAYERS IN 2017

Brandon Graham	9.5
Fletcher Cox	5.5
2 Players Tied	5.0

MOST FORCED FUMBLES
NFL PLAYERS SINCE 2014

Lavonte David (TB)	16
Chandler Jones (Ari.)	16
Von Miller (Den.)	16
Ryan Kerrigan (Was.)	14
Khalil Mack (Chi.)	14
Julius Peppers (Car.)	14
Robert Quinn (LAR)	14
Brandon Graham (Phi.)	13
Jamie Collins (Cle.)	13
Aaron Donald (LAR)	13
Bruce Irvin (Oak.)	13
Cameron Wake (Mia.)	13
J.J. Watt (Hou.)	12

(includes regular season and postseason games)

TACKLES FOR LOSS
EAGLES PLAYERS IN 2017

16	Brandon Graham
13	Vinny Curry
11	Malcolm Jenkins
9	Derek Barnett
9	Tim Jernigan

THREE STEP DROP

Bucket list: **Drive a NASCAR car**

First jersey: **Dave Bing, Detroit Pistons**

First job: **Working the grill at McDonald's**

Favorite Halloween costume: **Batman, when he was 10 years old**

Favorite movie: ***Equalizer***

Favorite book: ***New Money: Staying Rich*** **by Phillip Buchanon**

Favorite quote: **"Those who stay, will be champions." - Bo Schembechler**

CAREER HIGHLIGHTS

- Recorded the top defensive play of **Super Bowl LII** when he strip-sacked Patriots QB **Tom Brady** in the fourth quarter (recovered by **Derek Barnett**). The takeaway set up a 46-yard FG by **Jake Elliott** that gave the Eagles a 41-33 lead with 1:05 remaining
- Ranks 6th in franchise history with 42.5 career sacks
- Voted second-team **All-Pro** in 2016
- Is tied for 8th in FFs (13) in the NFL since 2014, including postseason

DE BRANDON GRAHAM 55

CAREER STATISTICS																		
			TACKLES					PASS DEFENSE						FUMBLES			DEF SNAPS	
Year	Team	GP/S	Total	Solo	Asst	TFL	Sacks	Int	Yds	Lg	TD	PD	QPH	FF	FR	Yds	No	Pct
2010	Philadelphia	13/6	19	12	7	1	3.0	0	0	--	0	0	13	2	0	0	N/A	N/A
2011	Philadelphia	3/0	4	2	2	1	0.0	0	0	--	0	0	1	0	0	0	N/A	N/A
2012	Philadelphia	16/6	50	34	16	7	5.5	0	0	--	0	1	27	2	1	0	420	40%
2013	Philadelphia	16/0	21	14	7	2	3.0	0	0	--	0	0	7	1	0	0	323	27%
2014	Philadelphia	16/1	43	29	14	13.5	5.5	0	0	--	0	0	18	4	0	0	499	43%
2015	Philadelphia	16/10	63	44	19	12.5	6.5	0	0	--	0	1	7	3	0	0	858	71%
2016	Philadelphia	16/16	64	50	14	14	5.5	0	0	--	0	1	30	2	1	4	764	75%
2017	Philadelphia	15/15	51	43	8	16	9.5	0	0	--	0	1	27	2	1	0	666	65%
2018	Philadelphia	12/12	36	28	8	8	4.0	0	0	--	0	1	23	1	0	0	524	69%
Totals		**123/66**	**351**	**256**	**95**	**75**	**42.5**	**0**	**0**	**--**	**0**	**5**	**153**	**16**	**3**	**4**	**---**	**---**
PLAYOFFS																		
2010	Philadelphia	0/0	PLACED ON INJURED RESERVE (KNEE) ON 12/14/10															
2013	Philadelphia	1/0	2	1	1	0	1.0	0	0	--	0	0	1	0	0	0	22	31%
2017	Philadelphia	3/3	5	4	1	0	1.0	0	0	--	0	0	13	1	0	0	162	79%
Totals		**3/2**	**7**	**5**	**2**	**0**	**2.0**	**0**	**0**	**--**	**0**	**0**	**14**	**1**	**0**	**0**	**---**	**---**

ADDITIONAL STATISTICS

Special Teams Tackles: 15 - 2014 (8); 2013 (7)

CAREER HIGHS		
Tackles	10	12/13/12 vs. Cin.
Sacks	2.5	12/13/12 vs. Cin.
INTs	--	---
PDs	1	5x, last: 10/7/18 vs. Min.
FFs	2	11/8/15 at Dal.
FRs	1	2x, last: 9/25/16 vs. Pit.

BIGGEST INFLUENCE

Graham names his mother, Tasha Graham, as being the most influential person in his life. A cancer survivor, Tasha was diagnosed with leukemia at a young age. She spent most of her life working at a Chrysler auto plant to support Brandon and his three sisters.

Recalled Tasha, "The doctors told me I would never be able to have kids, so I cherish them because of that. When I was working at Chrysler, working hard, trying to make ends meet, it was for them and Brandon saw that."

THE SELECT 100

Graham organized a co-ed, high school football camp in Michigan called the Select 100 that takes 10 students (five boys and five girls) from each of Detroit's 20 public schools. The inaugural camp helps promote teamwork, confidence through sports and self esteem.

FUTURE PLANS

Graham is currently nine credits shy of obtaining a degree in sports management and plans to finish following his football career. He has also taken an interest in sports broadcasting and would like to attend the NFL's Broadcast Boot Camp.

HIGH SCHOOL STANDOUT

Graham was a four-year starter at Crockett Vocational Technical (Detroit, MI) and earned *Parade*, *EA Sports* and *USA Today* first-team All-America honors as a senior. That year, he was also named the Michigan Gatorade Player of the Year. Graham recorded 307 tackles, including 112 TFL, 56 sacks, 16 FRs, 6 FFs and 2 INTs during his high school career. Additionally, Graham averaged more than 40 yards per attempt as a punter. Outside of football, Graham lettered in basketball and track and field. He regularly donates uniforms and equipment to his high school alma mater.

2018 GAME-BY-GAME STATISTICS (PHI)												
Date	Opp		GP/S	Tot	Solo	Sk	Int	PD	FF	FR	Snaps	Pct
Sep 6	Atl	W	1/1	2	2	0.0	0	0	0	0	46	66%
Sep 16	at TB	L	1/1	8	6	0.0	0	0	0	0	39	67%
Sep 23	Ind	W	1/1	2	2	0.0	0	0	0	0	34	58%
Sep 30	at Ten	L	1/1	4	3	0.0	0	0	0	0	41	58%
Oct 7	Min	L	1/1	5	4	1.0	0	1	0	0	52	84%
Oct 11	at NYG	W	1/1	2	2	0.0	0	0	0	0	39	60%
Oct 21	Car	L	1/1	2	1	0.5	0	0	0	0	39	66%
Oct 28	at Jax	W	1/1	2	2	0.0	0	0	0	0	51	80%
Nov 11	Dal	L	1/1	5	3	1.5	0	0	0	0	55	80%
Nov 18	at NO	L	1/1	1	1	0.0	0	0	0	0	42	60%
Nov 25	NYG	W	1/1	3	2	0.0	0	0	0	0	49	79%
Dec 3	Was	W	1/1			1.0	0		1		37	82%
Dec 9	at Dal											
Dec 16	at LAR											
Dec 23	Hou											
Dec 30	at Was											
Totals			**12/12**	**36**	**28**	**4.0**	**0**	**1**	**1**	**0**	**524**	**69%**

2017 GAME-BY-GAME STATISTICS (PHI)												
Date	Opp		GP/S	Tot	Solo	Sk	Int	PD	FF	FR	Snaps	Pct
Sep 10	at Was	W	1/1	4	3	2.0	0	0	1	0	43	68%
Sep 17	at KC	L	1/1	5	5	0.5	0	0	0	0	38	72%
Sep 24	NYG	W	1/1	1	1	0.0	0	0	0	0	46	67%
Oct 1	at LAC	W	1/1	2	1	0.0	0	0	0	0	44	77%
Oct 8	Ari	W	1/1	4	4	1.0	0	0	0	0	43	72%
Oct 12	at Car	W	1/1	3	1	0.5	0	0	0	0	62	76%
Oct 23	Was	W	1/1	1	1	0.0	0	1	0	0	44	69%
Oct 29	SF	W	1/1	3	2	1.0	0	0	0	0	44	67%
Nov 5	Den	W	1/1	5	5	0.0	0	0	0	0	40	62%
Nov 19	at Dal	W	1/1	4	4	1.0	0	0	0	0	44	70%
Nov 26	Chi	W	1/1	5	5	1.0	0	0	1	0	34	62%
Dec 3	at Sea	L	1/1	5	4	1.5	0	0	0	0	47	76%
Dec 10	at LAR	W	1/1	1	1	0.0	0	0	0	1	36	75%
Dec 17	at NYG	W	1/1	4	3	1.0	0	0	0	0	63	72%
Dec 25	Oak	W	1/1	4	3	0.0	0	0	0	0	38	55%
Dec 31	Dal	L	0/0	INACTIVE (ANKLE)								
Totals			**15/15**	**51**	**43**	**9.5**	**0**	**1**	**2**	**1**	**666**	**65%**
PLAYOFFS												
Jan 13	Atl	W	1/1	3	2	0.0	0	0	0	0	57	90%
Jan 21	Min	W	1/1	0	0	0.0	0	0	0	0	53	79%
Feb 4	at NE	W	1/1	2	2	1.0	0	0	1	0	52	68%
Totals			**3/3**	**5**	**4**	**1.0**	**0**	**0**	**1**	**0**	**162**	**79%**

CAREER HIGHLIGHTS (Continued)

2018 - PHILADELPHIA EAGLES (12/12)

- Through Week 12, leads the defense with 8 TFL
- Logged a strip-sack of Redskins QB **Mark Sanchez** vs. Was. (12/3/18)
- Registered his first multi-sack game of 2018 when he notched 1.5 sacks of Cowboys QB **Dak Prescott** vs. Dal. (11/11/18). Also added 5 tackles and 6 combined QB pressures and hits

2017 - PHILADELPHIA EAGLES (15/15, 3/3)

- Recorded the top defensive play of **Super Bowl LII** when he strip-sacked Patriots QB **Tom Brady** in the fourth quarter (recovered by **Derek Barnett**). The takeaway set up a 46-yard FG by **Jake Elliott** that gave the Eagles a 41-33 lead with 1:05 remaining
- Named a Pro Bowl first alternate after leading the team with a career-high 9.5 sacks, which are the most by an Eagle since **Fletcher Cox** in 2015 (9.5)
- Sealed the victory with a 16-yard fumble recovery TD forced by **Nigel Bradham** in the 43-35 win at LAR (12/10/17). Marked the first TD of his NFL career
- Recorded 2.0 sacks at Was. (9/10/17), including a strip-sack of Redskins QB **Kirk Cousins** that led to a 20-yard fumble recovery TD by **Fletcher Cox**

2016 - PHILADELPHIA EAGLES (16/16)

- Named second-team **All-Pro** by the *Associated Press* and voted a first alternate to the Pro Bowl after leading the NFL with 78 combined sacks, hurries and QB knockdowns (according to *Stats LLC*)

BIRDSEED

@brandongraham55

Graham is the son of Tasha Graham and Derrick Walton and has three younger sisters: Brittany, Mikayla and Brianna. Graham married Carlyne Williams in 2014 and resides in Philadelphia. The couple gave birth to their first child, daughter Emerson, in the winter of 2016. They also have a cocker spaniel named Midnight.

Graham began playing football as a linebacker, center and running back for the Detroit Giants when he was 7 years old. His greatest love besides football growing up was doing flips in gymnastics. "I started doing it when I was young and I just got better and better. It's really fun. I can do about 10 in a row now."

S COREY GRAHAM 24

6-0 | 196 12th Year

DOB: July 25, 1985 (Age 33)



Buffalo, New York

Turner Carroll High School

New Hampshire
D5-07 (168th overall) by Chicago
Acquired: FA-17

Corey Graham re-signed with the Eagles during training camp in 2018 after playing a key role on Philadelphia's **Super Bowl LII**-winning defense in 2017. Originally a 5th-round draft choice (168th overall) by Chicago in 2007, Graham has played in 176 career games, won two **Super Bowls** and was named a Pro Bowl special teams player following the 2011 season.

SPECIAL TEAMS TACKLES

EAGLES PLAYERS IN 2017

Kamu Grugier-Hill	19
Corey Graham	10
Corey Clement	10
Najee Goode	10
Trey Burton	9

MOST TACKLES

EAGLES PLAYERS IN 2017 POSTSEASON

22	Ronald Darby
21	Malcolm Jenkins
20	Nigel Bradham
18	Rodney McLeod
17	Corey Graham

CAREER HIGHLIGHTS

- Is a two-time **Super Bowl** champion, winning **Super Bowl XLVII** with the Ravens (W, 34-31 at San Francisco) and **Super Bowl LII** with the Eagles (W, 41-33 at New England)
- Earned his first career **Pro Bowl** honor as a special teams player in 2011 after leading the Bears with 22 special teams tackles

2018 - PHILADELPHIA EAGLES (9/5)

- Recorded a career-high 16 tackles at Ten. (9/30/18)

2017 - PHILADELPHIA EAGLES (14/1, 3/0)

- Ranked 5th on the Eagles defense with 17 postseason tackles
- Intercepted QB **Case Keenum** in the 38-7 win vs. Min. (1/21/18) in the NFC Championship
- Finished the regular season tied for 2nd on the team with 10 special teams tackles, trailing only **Kamu Grugier-Hill** (19)

BIRDSEED

Graham attended Turner Carroll High School in Buffalo, NY. He and his wife, Alison, have a son, Chance.

Graham was named to his first career Pro Bowl as a special teams player following the 2011 season, when he led the Bears with 22 special teams tackles.

S COREY GRAHAM 24

CAREER STATISTICS																		
			TACKLES					PASS DEFENSE						FUMBLES			DEF SNAPS	
Year	Team	GP/S	Total	Solo	Asst	TFL	Sacks	Int	Yds	Lg	TD	PD	QPH	FF	FR	Yds	No	Pct
2007	Chicago	13/0	0	0	0	0	0.0	0	0	--	0	0	0	0	0	0	N/A	N/A
2008	Chicago	16/9	93	73	20	3	0.0	1	6	6	0	6	0	1	1	0	N/A	N/A
2009	Chicago	16/1	18	14	4	0	0.0	0	0	--	0	4	1	0	0	0	N/A	N/A
2010	Chicago	16/0	0	0	0	0	0.0	0	0	--	0	0	0	0	0	0	N/A	N/A
2011	Chicago	16/0	5	4	1	0	0.0	3	11	10	0	3	1	1	0	0	N/A	N/A
2012	Baltimore	16/8	54	36	18	1	0.0	2	20	20	0	8	0	1	0	0	574	50%
2013	Baltimore	16/5	68	51	17	5	1.0	4	28	28	0	12	2	1	0	0	687	64%
2014	Buffalo	16/9	77	59	18	0	0.0	2	75	45	0	16	0	0	1	0	778	72%
2015	Buffalo	16/16	122	91	31	4	1.0	2	60	44t	1	4	8	0	2	29	980	90%
2016	Buffalo	16/16	82	57	25	2	1.0	1	0	0	0	6	1	0	1	0	1052	98%
2017	Philadelphia	14/1	47	32	15	1	0.0	2	73	59	0	6	4	0	0	0	370	36%
2018	Philadelphia	9/5	55	34	21	2	0.0	0	0	--	0	4	0	0	0	0	371	49%
Totals		**180/70**	**621**	**451**	**170**	**18**	**3.0**	**17**	**273**	**59**	**1**	**69**	**17**	**4**	**5**	**29**	**---**	**---**
PLAYOFFS																		
2010	Chicago	2/0	0	0	0	0.0	0.0	0	0	--	0	0	0	0	0	0	N/A	N/A
2012	Baltimore	4/4	32	20	12	0.0	0.5	2	39	39t	1	7	2	0	0	0	328	99%
2017	Philadelphia	3/0	17	14	3	0.0	0.0	1	0	0	0	2	0	0	0	0	123	60%
Totals		**9/4**	**42**	**28**	**14**	**0.0**	**0.5**	**3**	**39**	**39t**	**1**	**9**	**2**	**0**	**0**	**0**	**---**	**---**

ADDITIONAL STATISTICS

Special Teams Tackles: 144 - *2018* (3); *2017 (10)*; *2016 (5)*; *2015 (5)*; *2014 (6)*; *2013 (5)*; *2012 (6)*; *2011 (22)*; *2010 (25)*; *2009 (23)*; *2008 (14)*; *2007 (20)*

Special Teams FR: 12/20/15 at Was. **Postseason Special Teams FF:** 1/23/11 vs. GB **Kickoff Returns:** 1 for 7 yards on 12/23/12 vs. NYG

CAREER HIGHS		
Tackles	16	9/30/18 at Ten.
Sacks	1.0	3x, last: 9/25/16 vs. Ari.
INTs	2	2x, last: 11/24/13 vs. NYJ
PDs	3	6x, last: 9/25/16 vs. Ari.
FFs	1	4x, last: 9/29/13 at Buf.
FRs	1	5x, last: 10/9/16 at LAR

TOUCHDOWNS (2)		
Date	**Opponent**	**TDs**
10/25/15	at Jacksonville Jaguars (L, 31-34)	44-yard INT
1/12/13	at Denver Broncos (Div.) (W, 38-35)	39-yard INT

CAREER HIGHLIGHTS (Continued)

- Intercepted QB Mitchell Trubisky in the 31-3 win vs. Chi. (11/26/17)
- Picked off QB **Kirk Cousins** in the 34-24 victory vs. Was. (10/23/17) on *Monday Night Football*

2016 - BUFFALO BILLS (16/16)

- Started all 16 games at safety and ranked 3rd on the Bills defense in tackles (82) and passes defensed (9)

2015 - BUFFALO BILLS (16/16)

- Started all 16 games at safety and registered career highs in tackles (team-high 122), hurries (8) and fumble recoveries (2). Posted multiple INTs for the fifth consecutive season
- Scored on a 44-yard INT-TD at Jax. (London) (10/25/15)
- Produced a game-high 10 tackles (8 solo), including 1.0 TFL, and added 2 special teams stops at Ten. (10/11/15). Became the first Bills defensive back to record 10+ tackles in three straight contests since **George Wilson** in 2011
- Set a career-high with 13 tackles (8 solo) vs. NYG (10/4/15)

S COREY GRAHAM 24

2018 GAME-BY-GAME STATISTICS (PHI)												
Date	Opp		GP/S	Tot	Solo	Sk	Int	PD	FF	FR	Snaps	Pct
Sep 6	Atl	W	1/1	5	3	0.0	0	0	0	0	40	57%
Sep 16	at TB	L	1/0	1	0	0.0	0	0	0	0	16	28%
Sep 23	Ind	W	1/0	5	2	0.0	0	2	0	0	47	80%
Sep 30	at Ten	L	1/1	16	9	0.0	0	0	0	0	71	100%
Oct 7	Min	L	1/0	0	0	0.0	0	0	0	0	3	5%
Oct 11	at NYG	W	0/0	INACTIVE (HAMSTRING)								
Oct 21	Car	L	0/0	INACTIVE (HAMSTRING)								
Oct 28	at Jax	W	0/0	INACTIVE (HAMSTRING)								
Nov 11	Dal	L	1/0	5	3	0.0	0	1	0	0	28	41%
Nov 18	at NO	L	1/1	10	8	0.0	0	0	0	0	61	87%
Nov 25	NYG	W	1/1	9	7	0.0	0	0	0	0	60	97%
Dec 3	Was	W	1/1	4	2	0.0	0	1	0	0	45	100%
Dec 9	at Dal											
Dec 16	at LAR											
Dec 23	Hou											
Dec 30	at Was											
Totals			**9/5**	**55**	**34**	**0.0**	**0**	**4**	**0**	**0**	**371**	**49%**

CAREER HIGHLIGHTS (Continued)

2014 - BUFFALO BILLS (16/9)

- Played in all 16 games (nine starts) and recorded a career-high 16 PDs, marking his second consecutive season with double-digit passes defensed
- Made his first career start at safety vs. NE (10/12/14)
- In his Buffalo debut at Chi. (9/7/14), picked off **Jay Cutler** in the 2nd quarter and returned it for a career-long 43 yards

2013 - BALTIMORE RAVENS (16/5)

- Appeared in all 16 contests (five starts) and led the Ravens with a career-high 4 INTs
- Registered a career-high-tying 2 INTs in a 19-3 victory vs. NYJ (11/24/13)

2012 - BALTIMORE RAVENS (16/8, 4/4)

- Finished tied for 2nd on the team with 32 tackles in the postseason. Also posted a team-leading 7 PDs, 2 INTs (returned 1 for a TD) and a half-sack
- Produced 8 tackles (7 solo), a team-leading 3 PDs and tied a playoff-franchise record with 2 INTs in the 38-35 double-overtime win in the Divisional game at Den. (1/12/13). Returned his first INT 39 yards for a TD, while his second INT in overtime set up **Justin Tucker**'s game-winning FG

2011 - CHICAGO BEARS (16/0)

- Earned his first **Pro Bowl** nod as a special teamer after leading the Bears with 22 special teams tackles
- Recorded INTs in 3 consecutive games: 11/13/11 vs. Det, 11/20/11 vs. SD, 11/27/11 at Oak.

2017 GAME-BY-GAME STATISTICS (PHI)												
Date	Opp		GP/S	Tot	Solo	Sk	Int	PD	FF	FR	Snaps	Pct
Sep 10	at Was	W	1/0	2	1	0.0	0	0	0	0	18	29%
Sep 17	at KC	L	1/0	5	3	0.0	0	0	0	0	41	77%
Sep 24	NYG	W	0/0	INACTIVE (HAMSTRING)								
Oct 1	at LAC	W	0/0	INACTIVE (HAMSTRING)								
Oct 8	Ari	W	1/0	3	1	0.0	0	0	0	0	40	67%
Oct 12	at Car	W	1/0	0	0	0.0	0	1	0	0	7	9%
Oct 23	Was	W	1/0	7	4	0.0	1	1	0	0	32	50%
Oct 29	SF	W	1/0	2	1	0.0	0	0	0	0	14	21%
Nov 5	Den	W	1/0	3	3	0.0	0	1	0	0	18	28%
Nov 19	at Dal	W	1/0	1	0	0.0	0	0	0	0	10	16%
Nov 26	Chi	W	1/0	4	3	0.0	1	1	0	0	20	36%
Dec 3	at Sea	L	1/0	3	3	0.0	0	0	0	0	23	37%
Dec 10	at LAR	W	1/0	0	0	0.0	0	0	0	0	10	21%
Dec 17	at NYG	W	1/0	9	7	0.0	0	2	0	0	54	61%
Dec 25	Oak	W	1/0	2	1	0.0	0	0	0	0	15	22%
Dec 31	Dal	L	1/1	6	5	0.0	0	0	0	0	68	100%
Totals			**14/1**	**47**	**32**	**0.0**	**2**	**6**	**0**	**0**	**370**	**36%**
PLAYOFFS												
Jan 13	Atl	W	1/0	1	1	0.0	0	0	0	0	24	38%
Jan 21	Min	W	1/0	7	6	0.0	1	1	0	0	35	52%
Feb 4	at NE	W	1/0	9	7	0.0	0	1	0	0	64	84%
Totals			**3/0**	**17**	**14**	**0.0**	**1**	**2**	**0**	**0**	**123**	**60%**

LB KAMU GRUGIER-HILL 54

6-2 | 230 3rd Year

DOB: May 16, 1994 (Age 24)

Honolulu, Hawaii

Kamehameha High School

EASTERN ILLINOIS

Eastern Illinois

D6a-16 (208th overall) by New England

Acquired: W-NE-16

2017

Kamu Grugier-Hill (pronounced KAH-moo GREW-jay) was acquired by the Eagles off waivers from New England in 2016 and has developed into one of Philadelphia's special teams aces. In 2017, Grugier-Hill was named a Pro Bowl alternate after leading the Eagles with 19 special teams tackles.

MOST SPECIAL TEAMS TACKLES

EAGLES PLAYERS IN 2017

Kamu Grugier-Hill	19
Corey Clement	10
Najee Goode	10
Corey Graham	10
Trey Burton	9

EAGLES PLAYERS SINCE 2009

Moise Fokou (2009)	20
Sean Jones (2009)	20
K. Grugier-Hill (2017)	19
Trey Burton (2015)	19
Moise Fokou (2010)	19
Joe Mays (2009)	19

THREE STEP DROP

Hobbies: Surfing and going to the beach

If he could be a superhero: Incredible Hulk

Biggest pet peeve: Making plans with someone who doesn't follow through

Favorite teams/athletes growing up: San Francisco 49ers, Brian Dawkins and Randy Moss

First jersey owned: Randy Moss, Minnesota Vikings

Favorite athletes to watch now: Steph Curry and Lionel Messi

Favorite food: Hawaiian foods, especially Laulau (pig wrapped in a luau leaf)

Favorite movies: *Horrible Bosses 1* and *2*, *Wedding Crashers*

Favorite TV show: *Shark Tank*

CAREER HIGHLIGHTS

2018 - PHILADELPHIA EAGLES (12/7)

- Through Week 13, leads the team with 7 special teams tackles
- Logged a career-high 5 tackles, including 2 TFL, in the team's win vs. NYG (11/25/18)
- Notched his first career INT in the team's Week 6 win at NYG (10/11/18) when he picked off a deflected **Eli Manning** pass on New York's first drive and returned the pick 24 yards to the Giants 16. Three plays later, **Alshon Jeffery** hauled in a TD pass from **Carson Wentz** to put the Eagles up 7-0
- Made his first career start in Week 2 at TB (9/16/18) and totaled 3 tackles. Also added a tackle on special teams

2017 - PHILADELPHIA EAGLES (16/0, 3/0)

- Named a **Pro Bowl** alternate after registering a team-high 19 special teams tackles, which is tied for the 3rd-most by an Eagle since 2009

LB KAMU GRUGIER-HILL 54

CAREER STATISTICS																		
			TACKLES					PASS DEFENSE						FUMBLES			DEF SNAPS	
Year	Team	GP/S	Total	Solo	Asst	TFL	Sacks	Int	Yds	Lg	TD	PD	QPH	FF	FR	Yds	No	Pct
2016	Philadelphia	12/0	1	1	0	1	0.0	0	0	--	0	0	0	0	0	0	1	0%
2017	Philadelphia	16/0	9	8	1	0	0.0	0	0	--	0	0	0	0	0	0	85	8%
2018	Philadelphia	12/7	18	11	7	4	0.0	1	24	24	0	1	0	0	0	0	233	31%
Totals		**40/7**	**28**	**20**	**8**	**5**	**0.0**	**1**	**24**	**24**	**0**	**1**	**0**	**0**	**0**	**0**	**---**	**---**
PLAYOFFS																		
2017	Philadelphia	3/0	0	0	0	0	0.0	0	0	--	0	0	0	0	0	0	0	0%
Totals		**3/0**	**0**	**0**	**0**	**0**	**0.0**	**0**	**0**	**--**	**0**	**0**	**0**	**0**	**0**	**0**	**---**	**---**

ADDITIONAL STATISTICS

Special Teams Tackles: 31 - 2018 (7); *2017 (19); 2016 (5)* **Blocked Punt:** 12/17/17 at N.Y. Giants

CAREER HIGHS		
Tackles	5	11/25/18 vs. NYG
Sacks	--	---
INTs	1	10/11/18 at NYG
PDs	1	11/11/18 vs. Dal.
FFs	--	---
FRs	--	---

BIRDSEED

Grugier-Hill is the son of Elina Grugier-Hill and has three siblings: two older brothers and one older sister. Grugier-Hill started playing football as a junior in high school. He began playing because one of his best friends suggested he try out for the team. Before Grugier-Hill began playing football, he played soccer and volleyball. Grugier-Hill was a safety and punter at Kamehameha (HI) High School, where he totaled 86 tackles and 5.0 sacks as a senior in 2011 and was named first-team All-Interscholastic League.

Grugier-Hill earned his bachelor's degree in kinesiology from Eastern Illinois.

@k_grugierhill @kamugrugierhill

CAREER HIGHLIGHTS (Continued)

- Also ranked 1st on the team with 345 special teams snaps (75%)
- Made several impact special teams plays in the win at NYG (12/17/17). With the Eagles trailing 14-20 in the second quarter, blocked a punt deep in NYG territory to help set up a TD drive that gave Philadelphia a 21-20 lead. Also notched a team season-high 4 special teams tackles
- Stepped forward to handle kickoff duties following an early injury to K **Jake Elliott** at Dal. (11/19/17). Kicked off 4 times and posted 1 touchback

2016 - PHILADELPHIA EAGLES (12/0)

- Finished his rookie year tied for 6th on the Eagles with 5 special teams tackles and added 1 solo tackle on defense

COLLEGE HIGHLIGHTS

- Played in 49 games (27 starts) at Eastern Illinois, where he finished his career with 236 tackles, 9.0 sacks, 6 INTs, 9 PDs, 4 FFs and 5 FRs
- Made 10 starts as a senior in 2015 and was named first-team Ohio Valley Conference after compiling 70 tackles and a career-high 6.5 sacks. Also registered an INT and set a single-season career high with 3 FRs
- Appeared in 12 games (11 starts) as a junior in 2014 and garnered first-team OVC accolades after leading the team with a career-high 97 tackles. Added 1.5 sacks, 2 FFs, 2 FRs and 3 INTs. Named OVC Defensive Player of the Week after posting 19 tackles in a win at Tennessee Tech (11/1/14)

TRANSACTIONS

2016	Drafted by NE in 6th round (208th overall)
	Signed 4-year contract
9/3/16	Waived by NE
9/4/16	Acquired off waivers by PHI

LB KAMU GRUGIER-HILL 54

2018 GAME-BY-GAME STATISTICS (PHI)

Date	Opp		GP/S	Tot	Solo	Sk	Int	PD	FF	FR	Snaps	Pct
Sep 6	Atl	W	1/0	1	1	0.0	0	0	0	0	28	40%
Sep 16	at TB	L	1/1	3	0	0.0	0	0	0	0	22	38%
Sep 23	Ind	W	1/1	0	0	0.0	0	0	0	0	9	15%
Sep 30	at Ten	L	1/1	2	1	0.0	0	0	0	0	18	25%
Oct 7	Min	L	1/1	0	0	0.0	0	0	0	0	20	32%
Oct 11	at NYG	W	1/0	1	1	0.0	1	0	0	0	15	23%
Oct 21	Car	L	1/0	0	0	0.0	0	0	0	0	9	15%
Oct 28	at Jax	W	1/1	3	2	0.0	0	0	0	0	6	9%
Nov 11	Dal	L	1/0	2	1	0.0	0	1	0	0	20	29%
Nov 18	at NO	L	1/0	0	0	0.0	0	0	0	0	29	41%
Nov 25	NYG	W	1/1	5	4	0.0	0	0	0	0	34	55%
Dec 3	Was	W	1/1	1	1	0.0	0	0	0	0	23	51%
Dec 9	at Dal											
Dec 16	at LAR											
Dec 23	Hou											
Dec 30	at Was											
Totals			**12/7**	**18**	**11**	**0.0**	**1**	**1**	**0**	**0**	**233**	**31%**

2017 GAME-BY-GAME STATISTICS (PHI)

Date	Opp		GP/S	Tot	Solo	Sk	Int	PD	FF	FR	Snaps	Pct
Sep 10	at Was	W	1/0	0	0	0.0	0	0	0	0	0	0%
Sep 17	at KC	L	1/0	0	0	0.0	0	0	0	0	0	0%
Sep 24	NYG	W	1/0	0	0	0.0	0	0	0	0	0	0%
Oct 1	at LAC	W	1/0	0	0	0.0	0	0	0	0	0	0%
Oct 8	Ari	W	1/0	1	1	0.0	0	0	0	0	7	12%
Oct 12	at Car	W	1/0	0	0	0.0	0	0	0	0	0	0%
Oct 23	Was	W	1/0	0	0	0.0	0	0	0	0	0	0%
Oct 29	SF	W	1/0	0	0	0.0	0	0	0	0	0	0%
Nov 5	Den	W	1/0	1	1	0.0	0	0	0	0	10	16%
Nov 19	at Dal	W	1/0	0	0	0.0	0	0	0	0	0	0%
Nov 26	Chi	W	1/0	2	2	0.0	0	0	0	0	11	20%
Dec 3	at Sea	L	1/0	0	0	0.0	0	0	0	0	2	3%
Dec 10	at LAR	W	1/0	0	0	0.0	0	0	0	0	0	0%
Dec 17	at NYG	W	1/0	1	1	0.0	0	0	0	0	2	2%
Dec 25	Oak	W	1/0	0	0	0.0	0	0	0	0	0	0%
Dec 31	Dal	L	1/0	4	3	0.0	0	0	0	0	53	78%
Totals			**16/0**	**9**	**8**	**0.0**	**0**	**0**	**0**	**0**	**85**	**8%**
PLAYOFFS												
Jan 13	Atl	W	1/0	0	0	0.0	0	0	0	0	0	0%
Jan 21	Min	W	1/0	0	0	0.0	0	0	0	0	0	0%
Feb 4	at NE	W	1/0	0	0	0.0	0	0	0	0	0	0%
Totals			**3/0**	**0**	**0**	**0.0**	**0**	**0**	**0**	**0**	**0**	**0%**

2016 GAME-BY-GAME STATISTICS (PHI)

Date	Opp		GP/S	Tot	Solo	Sk	Int	PD	FF	FR	Snaps	Pct
Sep 11	Cle	W	1/0	1	1	0.0	0	0	0	0	1	2%
Sep 19	at Chi	W	1/0	0	0	0.0	0	0	0	0	0	0%
Sep 25	Pit	W	1/0	0	0	0.0	0	0	0	0	0	0%
Oct 9	at Det	L	1/0	0	0	0.0	0	0	0	0	0	0%
Oct 16	at Was	L	1/0	0	0	0.0	0	0	0	0	0	0%
Oct 23	Min	W	1/0	0	0	0.0	0	0	0	0	0	0%
Oct 30	at Dal	L	0/0	INACTIVE (HAMSTRING)								
Nov 6	at NYG	L	0/0	INACTIVE (HAMSTRING)								
Nov 13	Atl	W	0/0	INACTIVE (HAMSTRING)								
Nov 20	at Sea	L	1/0	0	0	0.0	0	0	0	0	0	0%
Nov 28	GB	L	1/0	0	0	0.0	0	0	0	0	0	0%
Dec 4	at Cin	L	1/0	0	0	0.0	0	0	0	0	0	0%
Dec 11	Was	L	0/0	INACTIVE								
Dec 18	at Bal	L	1/0	0	0	0.0	0	0	0	0	0	0%
Dec 22	NYG	W	1/0	0	0	0.0	0	0	0	0	0	0%
Jan 1	Dal	W	1/0	0	0	0.0	0	0	0	0	0	0%
Totals			**12/0**	**1**	**1**	**0.0**	**0**	**0**	**0**	**0**	**1**	**0%**

S DEIONDRE' HALL 36

6-2 | 206 3rd Year

DOB: May 31, 1994 (Age 24)

Northern Iowa
D4-16 (127th overall) by Chicago
Acquired: T-Chi-18

Originally selected by the Bears in the 4th round (127th overall) of the 2016 NFL Draft, **Deiondre' Hall** was acquired by Philadelphia in a trade with Chicago prior to the start of the 2018 season. Hall, who has appeared in 10 career NFL contests, played collegiately at Northern Iowa, where he amassed 242 tackles, 16 TFL, 15 PDs, 13 INTs (4 TDs), 3.0 sacks and 3 FFs in 51 games.

MOST INTERCEPTIONS
NORTHERN IOWA PLAYERS IN 2015

Deiondre' Hall	6
Tim Kilfoy	3
Brett McMakin	2
Several players tied	1

In 2015, Hall registered a career-high 6 INTs at Northern Iowa after leading the conference with 5 INTs the previous season.

BIRDSEED

Hall prepped at Blue Springs (MO) HS, where he was a two-way starter at wide receiver and free safety, earning first-team all-state and first-team all-metro honors. He was also named to the all-Simone team (top players in the Kansas City area) and named a finalist for the Otis Taylor Award (best receiver or tight end in the Kansas City area).

During the 2018 offseason, Hall participated in a mission trip to Harmons, Jamaica, where for eight days he helped build homes for members of the community.

@Dhall_Island1 @dhall_island1

As a rookie with the Bears in 2016, Hall posted his first-career INT when he picked off Lions QB Matthew Stafford vs. Detroit (10/2/16).

CAREER HIGHLIGHTS

2017 - CHICAGO BEARS (2/0)

- Saw action in 2 contests after spending the first 12 weeks of the season on Injured Reserve (hamstring)

2016 - CHICAGO BEARS (8/0)

- Totaled 7 tackles (6 solo), 3 PDs and 1 INT in his debut season. Also added 1 special teams tackle
- Recorded his first-career INT when he picked off Lions QB **Matthew Stafford** vs. Det. (10/2/16)

COLLEGE HIGHLIGHTS

- Played in 51 games over four seasons (2012-15) at Northern Iowa, posting 242 tackles, 16 TFL, 15 PDs, 13 INTs (4 TDs), 3.0 sacks and 3 FFs. Added 15 kickoff returns for 313 yards (20.9 avg.) and 5 punt returns for 39 yards (7.8 avg.) on special teams

S DEIONDRE' HALL 36

CAREER STATISTICS																		
			TACKLES					PASS DEFENSE						FUMBLES			DEF SNAPS	
Year	Team	GP/S	Total	Solo	Asst	TFL	Sacks	Int	Yds	Lg	TD	PD	QPH	FF	FR	Yds	No	Pct
2016	Chicago	8/0	7	6	1	0	0.0	1	0	0	0	3	1	0	0	0	79	7%
2017	Chicago	2/0	0	0	0	0	0.0	0	0	--	0	0	0	0	0	0	1	1%
2018	Philadelphia	9/0	0	0	0	0	0.0	0	0	--	0	0	0	0	0	0	5	1%
Totals		**19/0**	**7**	**6**	**1**	**0**	**0.0**	**1**	**0**	**0**	**0**	**3**	**1**	**0**	**0**	**0**	**---**	**---**

ADDITIONAL STATISTICS

Special Teams Tackles: 2 - *2018 (2)*

CAREER HIGHS		
Tackles	3	9/11/16 at Hou.
Sacks	--	---
INTs	1	10/2/16 vs. Det.
PDs	1	3x, last: 10/2/16 vs. Det.
FFs	--	---
FRs	--	---

COLLEGE HIGHLIGHTS (Continued)

- Appeared in 14 games (all starts) as a senior in 2015, notching a career-high 6 INTs along with 82 tackles, 5.5 TFL, 3 FFs and 2 return TDs
- As a junior in 2014, led the conference with 5 INTs (1 TD) while also recording 74 tackles

TRANSACTIONS

2016 Drafted by CHI in 4th round (127th overall)
Signed 4-year contract
9/4/17 Placed on Injured Reserve (hamstring)
8/20/18 Suspended by NFL for 1 game
9/1/18 Acquired by PHI from CHI in exchange for conditional 7th-round draft choice in 2019

2018 GAME-BY-GAME STATISTICS (PHI)												
Date	Opp		GP/S	Tot	Solo	Sk	Int	PD	FF	FR	Snaps	Pct
Sep 6	Atl	W	0/0	SUSPENDED BY NFL								
Sep 16	at TB	L	1/0	0	0	0.0	0	0	0	0	0	0%
Sep 23	Ind	W	1/0	0	0	0.0	0	0	0	0	0	0%
Sep 30	at Ten	L	1/0	0	0	0.0	0	0	0	0	0	0%
Oct 7	Min	L	1/0	0	0	0.0	0	0	0	0	0	0%
Oct 11	at NYG	W	1/0	0	0	0.0	0	0	0	0	1	2%
Oct 21	Car	L	1/0	0	0	0.0	0	0	0	0	0	0%
Oct 28	at Jax	W	1/0	0	0	0.0	0	0	0	0	0	0%
Nov 11	Dal	L	0/0	INACTIVE								
Nov 18	at NO	L	0/0	INACTIVE								
Nov 25	NYG	W	1/0	0	0	0.0	0	0	0	0	4	6%
Dec 3	Was	W	1/0	0	0	0.0	0	0	0	0	0	0%
Dec 9	at Dal											
Dec 16	at LAR											
Dec 23	Hou											
Dec 30	at Was											
Totals			**9/0**	**0**	**0**	**0.0**	**0**	**0**	**0**	**0**	**5**	**1%**

2017 GAME-BY-GAME STATISTICS (CHI)												
Date	Opp		GP/S	Tot	Solo	Sk	Int	PD	FF	FR	Snaps	Pct
PLACED ON INJURED RESERVE (HAMSTRING) (9/4/17)												
ACTIVATED FROM INJURED RESERVE IN WEEK 13												
Dec 3	SF	L	1/0	0	0	0.0	0	0	0	0	0	0%
Dec 10	at Cin	W	1/0	0	0	0.0	0	0	0	0	1	2%
Dec 16	at Det	L	0/0	INACTIVE								
Dec 24	Cle	W	0/0	INACTIVE								
Dec 31	at Min	L	0/0	INACTIVE								
Totals			**2/0**	**0**	**0**	**0.0**	**0**	**0**	**0**	**0**	**1**	**1%**

DT TREYVON HESTER 90

6-2 | 304 2nd Year

DOB: Sept. 21, 1992 (Age 26)

Penn Hills, Pennsylvania

☆ **Penn Hills High School**

Toledo
D7-17 (244th overall) by Oakland
Acquired: FA-18

Treyvon Hester was elevated from the Eagles practice squad to the active roster in Week 5 of 2018. Originally a 7th-round draft choice (244th overall) by Oakland in 2017, Hester has played in 22 career games (2 starts), totaling 33 tackles (20 solo) and 1 FF. The Pittsburgh-area native played collegiately at the University of Toledo, where he was a team captain and earned All-MAC honors as a senior.

MOST SACKS
TOLEDO PLAYERS IN 2016

Treyvon Hester	5.0
John Stepec	5.0
O. Adeniyi	4.0
Jawuan Woodley	3.5

Hester's career-high 5.0 sacks tied for the 8th-most in the Mid-American Conference in 2016.

CAREER HIGHLIGHTS

2017 - OAKLAND RAIDERS (14/1)

- Totaled 21 tackles (12 solo) and 1 FF
- Earned his first-career start vs. Dal. (12/17/17), totaling 1 tackle
- Set a season-high with 4 TFL and added his first-career FF vs. NE (11/19/17)
- Played in his first-career NFL game at Ten. (9/10/17), rotating in on the defensive line and posting 2 tackles

COLLEGE HIGHLIGHTS

- Played in 47 career games (42 starts) at Toledo, registering 161 tackles (77 solo), 13.0 sacks, 31.5 TFL and 4 FF
- As a senior in 2016, served as a team captain and was named to watch lists for the Bronko Nagurski Trophy (top defensive player) and Outland Trophy (top interior lineman)
- Following his senior season, earned second-team All-MAC honors after recording 39 tackles (22 solo), a career-high 5.0 sacks (T-8th in the MAC) and 1 FF
- Started in all 12 games at defensive tackle as a junior in 2015, finishing with 34 tackles (17 solo), 2.5 sacks and 1 FF

BIRDSEED

Hester prepped at Penn Hills (PA) High School, where he earned first-team all-state and first-team All-WPIAL honors as a senior and made second-team all-state as an offensive lineman as a junior.

Hester majored in criminal justice at the University of Toledo.

As a senior in 2016, Hester was named to watch lists for the Bronko Nagurski Trophy (top defensive player) and Outland Trophy (top interior lineman).

As a rookie with Oakland in 2017, Hester registered 21 tackles (12 solo) and 1 FF in 14 games (1 start).

DT TREYVON HESTER 90

CAREER STATISTICS

			TACKLES					PASS DEFENSE						FUMBLES			DEF SNAPS	
Year	Team	GP/S	Total	Solo	Asst	TFL	Sacks	Int	Yds	Lg	TD	PD	QPH	FF	FR	Yds	No	Pct
2017	Oakland	14/1	21	12	9	1	0.0	0	0	--	0	0	4	1	0	0	346	33%
2018	Philadelphia	8/1	12	8	4	1	0.0	0	0	--	0	0	3	0	0	0	135	18%
Totals		**22/2**	**33**	**20**	**13**	**2**	**0.0**	**0**	**0**	**--**	**0**	**0**	**7**	**1**	**0**	**0**	**---**	**---**

CAREER HIGHS

Tackles	6	11/18/18 at NO
Sacks	--	---
INTs	--	---
PDs	--	---
FFs	1	11/19/17 vs. NE
FRs	--	---

COLLEGE HIGHLIGHTS (Continued)

- As a sophomore in 2014, recorded 49 tackles (22 solo), 2.0 sacks and 2 FF, earning second-team All-MAC honors
- In 2013, played in all 12 games (9 starts) as a redshirt freshman. Named third-team All-MAC after registering 39 tackles (16 solo) and 3.5 sacks

TRANSACTIONS

2016 Drafted by OAK in 7th round (244th overall)
Signed 4-year contract
9/3/18 Waived by OAK
9/7/18 Signed by PHI to practice squad
10/2/18 Activated by PHI from practice squad to active roster

2018 GAME-BY-GAME STATISTICS (PHI)

Date	Opp		GP/S	Tot	Solo	Sk	Int	PD	FF	FR	Snaps	Pct
SIGNED BY PHI TO PRACTICE SQUAD (9/7/18)												
ACTIVATED FROM PRACTICE SQUAD TO 53-MAN ROSTER (10/2/18)												
Oct 7	Min	L	1/0	1	1	0.0	0	0	0	0	11	18%
Oct 11	at NYG	W	1/0	2	2	0.0	0	0	0	0	15	23%
Oct 21	Car	L	1/1	1	1	0.0	0	0	0	0	34	58%
Oct 28	at Jax	W	1/0	1	1	0.0	0	0	0	0	15	23%
Nov 11	Dal	L	1/0	1	0	0.0	0	0	0	0	11	16%
Nov 18	at NO	L	1/0	6	3	0.0	0	0	0	0	23	33%
Nov 25	NYG	W	1/0	0	0	0.0	0	0	0	0	15	24%
Dec 3	Was	W	1/0	0	0	0.0	0	0	0	0	11	24%
Dec 9	at Dal											
Dec 16	at LAR											
Dec 23	Hou											
Dec 30	at Was											
Totals			**8/1**	**12**	**8**	**0.0**	**0**	**0**	**0**	**0**	**135**	**18%**

2017 GAME-BY-GAME STATISTICS (OAK)

Date	Opp		GP/S	Tot	Solo	Sk	Int	PD	FF	FR	Snaps	Pct
Sep 10	at Ten	W	1/0	2	0	0.0	0	0	0	0	31	48%
Sep 17	NYJ	W	1/0	1	1	0.0	0	0	0	0	14	25%
Sep 24	at Was	L	1/0	0	0	0.0	0	0	0	0	26	38%
Oct 1	at Den	L	1/0	1	0	0.0	0	0	0	0	24	38%
Oct 8	Bal	L	1/0	0	0	0.0	0	0	0	0	19	29%
Oct 15	LAC	L	1/0	3	2	0.0	0	0	0	0	34	52%
Oct 19	KC	W	1/0	0	0	0.0	0	0	0	0	32	52%
Oct 29	at Buf	L	1/0	2	1	0.0	0	0	0	0	30	44%
Nov 5	at Mia	W	1/0	0	0	0.0	0	0	0	0	23	34%
Nov 19	NE	L	1/0	4	2	0.0	0	0	1	0	24	40%
Nov 26	Den	W	1/0	3	2	0.0	0	0	0	0	29	49%
Dec 3	NYG	W	1/0	0	0	0.0	0	0	0	0	22	36%
Dec 10	at KC	L	1/0	4	3	0.0	0	0	0	0	31	41%
Dec 17	Dal	L	1/1	1	1	0.0	0	0	0	0	7	11%
Dec 25	at Phi	L	0/0	INACTIVE (ANKLE)								
Dec 31	at LAC	L	0/0	INACTIVE (ANKLE)								
Totals			**14/1**	**21**	**12**	**0.0**	**0**	**0**	**1**	**0**	**346**	**33%**

LB JORDAN HICKS 58

6-1 | 236 4th Year

DOB: June 27, 1992 (Age 26)

Cincinnati, Ohio

Lakota West High School

Texas
D3-15 (84th overall) by Philadelphia

Hicks has recorded 12 takeaways (7 INTs, 5 FRs) in 31 career NFL games (28 starts).

THREE STEP DROP

First job: **Worked for a real estate company during high school taking photos of foreclosed homes**

Talent he'd most like to have: **To be multilingual**

If he could play another sport, what position: **Point guard, N.Y. Knicks**

Favorite TV show: ***The Fresh Prince of Bel-Air***

Favorite movie: ***Cool Runnings***

Favorite book: ***Quiet Strength* by Tony Dungy**

Favorite throwback jerseys: **Michael Jordan, Chicago Bulls; Michael Jordan, UNC; Ronaldinho, F.C. Barcelona**

2017

Originally selected by the Eagles in the 3rd round (84th overall) of the 2015 NFL Draft, **Jordan Hicks** enjoyed a breakout year in 2016, leading all NFL LBs with a career-high 5 INTs. Hicks is tied for the 2nd-most INTs (7) by an NFL LB since 2015, trailing only **Luke Kuechly** (9).

MOST INTERCEPTIONS

NFL LINEBACKERS IN 2016

Jordan Hicks (Phi.)	5
C.J. Mosley (Bal.)	4
Thomas Davis (Car.)	3
Deion Jones (Atl.)	3
Zachary Orr (Bal.)	3
Ryan Shazier (Pit.)	3

NFL LINEBACKERS SINCE 2015

Luke Kuechly (Car.)	9
Jordan Hicks (Phi.)	7
Thomas Davis (Car.)	7
Deion Jones (Atl.)	7
Ryan Shazier (Pit.)	7
Telvin Smith (Jax.)	7

7 INTs IN FIRST 3 NFL SEASONS

ALL-TIME EAGLES LINEBACKERS

JORDAN HICKS 2015-17

SETH JOYNER 1986-88

BOB PELLEGRINI 1956-59

CAREER HIGHLIGHTS

- Is tied for 2nd among NFL LBs with 7 INTs since 2015, trailing only **Luke Kuechly** (9). Joins **Seth Joyner** (1986-88) and **Bob Pellegrini** (1956-59) as the only Eagles LBs to record 7 INTs in their first three NFL seasons
- Led all NFL LBs with a career-high 5 INTs in 2016

CAREER STATISTICS																		
			TACKLES					PASS DEFENSE						FUMBLES			DEF SNAPS	
Year	Team	GP/S	Total	Solo	Asst	TFL	Sacks	Int	Yds	Lg	TD	PD	QPH	FF	FR	Yds	No	Pct
2015	Philadelphia	8/5	54	44	10	2	1.0	2	67	67t	1	0	0	1	3	11	453	75%
2016	Philadelphia	16/16	95	68	27	4	1.0	5	41	34	0	6	4	0	1	0	971	95%
2017	Philadelphia	7/7	28	24	4	0	0.0	0	0	--	0	0	2	0	1	0	268	26%
2018	Philadelphia	10/10	81	60	21	2	3.0	0	0	--	0	3	0	0	1	0	641	85%
Totals		**41/38**	**258**	**196**	**62**	**8**	**5.0**	**7**	**108**	**67t**	**1**	**9**	**6**	**1**	**6**	**11**	**---**	**---**
PLAYOFFS																		
2017	Philadelphia	0/0	PLACED ON INJURED RESERVE (ACHILLES) (10/31/17)															
Totals		**0/0**	**0**	**0**	**0**	**0**	**0.0**	**0**	**0**	**--**	**0**	**0**	**0**	**0**	**0**	**0**	**---**	**---**

CAREER HIGHS		
Tackles	14	9/27/15 at NYJ
Sacks	1.5	2x, last: 10/28/18 at Jax.
INTs	2	1/1/17 vs. Dal.
PDs	2	2x, last: 9/23/18 vs. Ind.
FFs	1	9/20/15 vs. Dal.
FRs	1	6x, last: 9/16/18 at TB

TOUCHDOWNS (1)		
Date	**Opponent**	**TDs**
11/8/15	at Dallas Cowboys (W, 33-27) (OT)	67-yard INT

CAREER HIGHLIGHTS (Continued)

2018 - PHILADELPHIA EAGLES (10/10)

- Has produced a career-high 3.0 sacks
- Registered a season-high 12 tackles along with a career-high-tying 1.5 sacks in the win at Jax. (10/28/18)
- Recovered the fumble after **Malcolm Jenkins** punched the ball out of Buccaneers WR **Mike Evans**' hands in the fourth quarter at TB (9/16/18). Marked his 6th-career FR as well as the 13th takeaway of his NFL career. Also logged season-high 10 tackles (5 solo) in the contest
- Posted a career-high 1.5 sacks along with 7 tackles (5 solo) in the win vs. Atl. (9/6/18)

2017 - PHILADELPHIA EAGLES (7/7, 0/0)

- Recovered the fumble on a strip-sack by **Fletcher Cox** at Was. (9/10/17), marking his 12th career takeaway

2016 - PHILADELPHIA EAGLES (16/16)

- Led all NFL LBs with a career-high 5 INTs, which is tied for the 4th-most by a non-defensive back in team history (most since **Bill Bergey** in 1974 - also 5)
- According to *Elias Sports Bureau*, became the first NFL LB to record 11+ takeaways in his first 24 career games (2015-16) since Hall of Famer **Jack Ham** (1971-72)

TopTier Wealth Management

In March 2018, Hicks joined teammate Chris Maragos and former teammate Trey Burton to launch **TopTier Wealth Management**, a wealth management firm that aides professional athletes with their financial planning. TopTier provides players and outside investors with financial and investment plans and will oversee retirement plans and second-career help. Hicks, Maragos and Burton are owners in the firm and will serve as player liaisons, helping mentor young players who need comprehensive advice.

HOW HE GOT HIS START

Hicks is the son of Scott Hicks, who coaches high school basketball in Indianapolis, and Kelly Justice. He has an older sister, Taylor, and three younger brothers: Scotty, Cameron and Ethan.

Hicks began his football career in the 5th grade while playing running back and safety in the Lexington Termites League in South Carolina. Hicks grew up a big fan of the Carolina Panthers and the University of Texas football team.

The best advice he was ever given growing up came from his mother, Kelly Justice, who always told him to "stay humble."

EARLY MOTIVATION

Hicks was a three-year starter at Lakota West High School and earned numerous accolades, including the Butkus Award in 2009, given annually to the nation's best linebacker. He was also named Gatorade's Ohio High School Football Player of the Year.

Hicks also lettered in basketball and holds the district record for most varsity basketball games played in a career (87) and set the district record for steals (170).

ADAPTING TO CHANGE

Hicks was born in Colorado Springs, CO, and lived in Indiana (ages 1-6) and South Carolina (ages 6-11) before moving to Ohio. He also played for two head coaches and four defensive coordinators at Texas.

"Change does not scare me and I don't take anything for granted. I also think I'm able to see the positives of every different situation I'm in. It's enhanced my confidence and humility all at the same time."

OFF THE FIELD

Hicks' hobbies include playing video games, especially FIFA and NBA2K, as well as playing basketball and hanging out with friends by the lake in Austin, TX. Hicks married his wife, Ivana, during the 2017 offseason.

@JordanHicks @jhicks_3

2018 GAME-BY-GAME STATISTICS (PHI)

Date	Opp		GP/S	Tot	Solo	Sk	Int	PD	FF	FR	Snaps	Pct
Sep 6	Atl	W	1/1	7	5	1.5	0	0	0	0	70	100%
Sep 16	at TB	L	1/1	10	5	0.0	0	0	0	1	58	100%
Sep 23	Ind	W	1/1	8	8	0.0	0	0	0	0	59	100%
Sep 30	at Ten	L	1/1	7	6	0.0	0	0	0	0	71	100%
Oct 7	Min	L	1/1	9	7	0.0	0	0	0	0	62	100%
Oct 11	at NYG	W	1/1	9	5	0.0	0	1	0	0	65	100%
Oct 21	Car	L	1/1	5	4	0.0	0	0	0	0	59	100%
Oct 28	at Jax	W	1/1	12	9	1.5	0	0	0	0	64	100%
Nov 11	Dal	L	1/1	8	5	0.0	0	0	0	0	69	100%
Nov 18	at NO	L	1/1	6	6	0.0	0	0	0	0	64	91%
Nov 25	NYG	W	0/0	INACTIVE (CALF)								
Dec 3	Was	W	0/0	INACTIVE (CALF)								
Dec 9	at Dal											
Dec 16	at LAR											
Dec 23	Hou											
Dec 30	at Was											
Totals			**10/10**	**81**	**60**	**3.0**	**0**	**1**	**0**	**1**	**641**	**85%**

CAREER HIGHLIGHTS (Continued)

- Totaled a career-high 2 INTs vs. Dal. (1/1/17). Became the first Eagles LB to produce multiple INTs in a single game since **William Thomas** (2) on 9/22/96 at Atlanta

2015 - PHILADELPHIA EAGLES (8/5)

- Became the first NFL rookie to register opponent fumble recoveries in 3 consecutive games (9/27/15-10/11/15) since **Jack Del Rio** in 1985. Was the first Eagle to accomplish the feat since **Byron Evans** in 1993
- Returned an INT of Cowboys QB **Matt Cassell** for a 67-yard TD at Dal. (11/8/15), marking the longest INT-TD by an Eagles LB since **Shawn Barber** (80 yards) on 12/21/02 at Dallas and the first by an Eagles rookie since **Bill Bradley** (56 yards) on 10/19/69 at Dallas
- Made his first career NFL start at NYJ (9/27/15), logging a career-high 14 tackles. Recorded a fourth-quarter INT of Jets QB **Ryan Fitzpatrick** and recovered a fumble by Jets WR **Brandon Marshall**. His INT was the first by an Eagles rookie LB since **Stewart Bradley** in 2009
- Pressed into his first career action on defense due to injuries to **Mychal Kendricks** and **Kiko Alonso** vs. Dal. (9/20/15). Registered a sack-fumble of Cowboys QB **Tony Romo**

COLLEGE HIGHLIGHTS

- Recorded 147 tackles as a senior at Texas, which tied for the 7th-highest total in school annals (most since **Winfred Tubbs** notched 157 in 1992)

WR ALSHON JEFFERY 17

6-3 | 218 7th Year

DOB: Feb. 14, 1990 (Age 28)

St. Matthews, South Carolina

Calhoun County High School

South Carolina
D2-12 (45th overall) by Chicago
Acquired: FA-Chi-17

PRO BOWL 2014

2017

One of the top free agent signings of the 2017 offseason, **Alshon Jeffery** tied for the 4th-most receiving TDs (9) in the NFL in his first season with Philadelphia. Jeffery, who signed a 4-year contract extension during the regular season, also led the Eagles in receiving yards (219) and receiving TDs (3) during their **Super Bowl LII**-winning playoff run.

MOST RECEIVING TDs

NFL PLAYERS IN 2017

DeAndre Hopkins (Hou.)	13
Davante Adams (GB)	10
Jimmy Graham (Sea.)	10
Alshon Jeffery (Phi.)	9
Antonio Brown (Pit.)	9
Marvin Jones Jr. (Det.)	9
Jarvis Landry (Mia.)	9

EAGLES PLAYERS IN 2018

Zach Ertz	6
Alshon Jeffery	4
Dallas Goedert	3
Jordan Matthews	2
Wendell Smallwood	2

THREE STEP DROP

First job: **Doing inventory at a kids store at the mall**

Desired talent: **Ability to sing**

If he could play another sport, what position/team: **Point guard or shooting guard, Chicago Bulls**

Best player he ever lined up against: **"Myself, because you have to beat yourself first before you do anything else."**

Player he models his game after: **Randy Moss**

Favorite movie: ***Friday***

Favorite TV shows: ***Power* and *Game of Thrones***

Favorite meal: **Lasagna**

Three favorite throwback jerseys: **Michael Jordan, Chicago Bulls; Penny Hardaway, Orlando Magic; Kobe Bryant, Los Angeles Lakers**

CAREER HIGHLIGHTS

- Led the Eagles with 219 receiving yards and 3 TDs during the team's **Super Bowl LII**-winning playoff run. Both totals marked franchise records for receiving yards and receiving TDs in a single postseason
- Caught 3 passes for 73 yards (24.3 avg.) in **Super Bowl LII** at NE (2/4/18), including a 34-yard TD from QB **Nick Foles** that gave the Eagles a 9-3 lead in the first quarter

2018 - PHILADELPHIA EAGLES (9/9)

- Caught 7 passes for 88 yards (12.6 avg.) vs. Car. (10/21/18), including an 11-yard TD
- Totaled a season-high-tying 8 catches for 73 yards and 2 TDs in the 34-13 win at NYG (10/11/18). Marked his 5th career multi-TD game and first since the 2017 NFC Championship vs. Minnesota

WR ALSHON JEFFERY 17

CAREER STATISTICS									
			RECEIVING					OFF SNAPS	
Year	Team	GP/S	Rec	Yds	Avg	Lg	TD	No	Pct
2012	Chicago	10/6	24	367	15.3	55	3	431	41%
2013	Chicago	16/14	89	1421	16.0	80t	7	963	91%
2014	Chicago	16/16	85	1133	13.3	74	10	957	90%
2015	Chicago	9/8	54	807	14.9	50	4	502	46%
2016	Chicago	12/12	52	821	15.8	54	2	692	69%
2017	Philadelphia	16/16	57	789	13.8	53t	9	927	82%
2018	Philadelphia	9/9	43	492	11.4	31	4	537	65%
Totals		**88/81**	**404**	**5830**	**14.4**	**80t**	**39**	**---**	**---**
PLAYOFFS									
2017	Philadelphia	3/3	12	219	18.3	53t	3	184	89%
Totals		**3/3**	**12**	**219**	**18.3**	**53t**	**3**	**---**	**---**

ADDITIONAL STATISTICS

Rushing: 22-138 (6.3 avg.) - *2014 (6-33); 2013 (16-105)*

Fumbles/Lost: 6/1 - *2018 (1/0); 2015 (1/0); 2014 (1/0); 2013 (3/1)*

2-Pt. Conversions: 3 (all receiving) - 9/10/17 at Was., 10/29/17 vs. SF, 11/19/17 at Dal. **Pass Defensed:** 1 - 10/29/17 vs. SF

CAREER HIGHS		
Receptions	12	12/1/13 at Min.
Receiving Yards	249	12/1/13 at Min.
Receiving Long	80t	12/1/13 at Min.
Receiving TDs	2	4x, last: 1/21/18 vs. Min.

CAREER HIGHLIGHTS (Continued)

- Produced his 14th career 100+ yard game (first as an Eagle) after logging 8 receptions for 105 yards and 1 TD in his season debut at Ten. (9/30/18)

2017 - PHILADELPHIA EAGLES (16/16, 3/3)

- Led the Eagles with 219 receiving yards and 3 TDs during the team's **Super Bowl LII**-winning playoff run. Both totals marked franchise records for receiving yards and receiving TDs in a single postseason
- Caught 3 passes for 73 yards (24.3 avg.) in **Super Bowl LII** at NE (2/4/18), including a 34-yard TD from QB **Nick Foles** that gave the Eagles a 9-3 lead in the first quarter. Became the first Eagle since **Fred Barnett** in 1992 to record multiple 30+ yard TD catches in the same postseason
- Recorded 5 receptions for 85 yards and 2 TDs (53 and 5 yards) in the NFC Championship vs. Min. (1/21/18)
- Led the Eagles offense with 61 receiving yards in the Divisional Playoff vs. Atl. (1/13/18)

BIRDSEED

Jeffery attended Calhoun County (SC) High School, where he was named first-team all-state as a defensive back. As a senior, he caught 35 passes for 740 yards and 14 TDs, averaged 65 yards on kickoff returns and 35 yards on punt returns with 3 TDs and totaled 50 tackles on defense. Jeffery, who was also a standout basketball player, helped lead Calhoun County to four state titles.

@TheWorldof_AJ @calhounpresident

2018 GAME-BY-GAME STATISTICS (PHI)

				RECEIVING					SNAPS	
Date	**Opp**		**GP/S**	**Rec**	**Yds**	**Avg**	**Lg**	**TD**	**No**	**Pct**
Sep 6	Atl	W	0/0	INACTIVE (SHOULDER)						
Sep 16	at TB	L	0/0	INACTIVE (SHOULDER)						
Sep 23	Ind	W	0/0	INACTIVE (SHOULDER)						
Sep 30	at Ten	L	1/1	8	105	13.1	31	1	65	21%
Oct 7	Min	L	1/1	2	39	19.5	31	0	54	92%
Oct 11	at NYG	W	1/1	8	74	9.3	17	2	59	83%
Oct 21	Car	L	1/1	7	88	12.6	29	1	64	96%
Oct 28	at Jax	W	1/1	4	35	8.8	13	0	54	87%
Nov 11	Dal	L	1/1	4	48	12.0	17	0	60	97%
Nov 18	at NO	L	1/1	4	33	8.3	12	0	51	100%
Nov 25	NYG	W	1/1	3	39	13.0	21	0	64	98%
Dec 3	Was	W	1/1	3	31	10.3	16	0	66	88%
Dec 9	at Dal									
Dec 16	at LAR									
Dec 23	Hou									
Dec 30	at Was									
Totals			**9/9**	**43**	**492**	**11.4**	**31**	**4**	**537**	**65%**

2017 GAME-BY-GAME STATISTICS (PHI)

				RECEIVING					SNAPS	
Date	**Opp**		**GP/S**	**Rec**	**Yds**	**Avg**	**Lg**	**TD**	**No**	**Pct**
Sep 10	at Was	W	1/1	3	38	12.7	24	0	60	88%
Sep 17	at KC	L	1/1	7	92	13.1	18	1	61	85%
Sep 24	NYG	W	1/1	4	56	14.0	19	0	67	88%
Oct 1	at LAC	W	1/1	3	29	9.7	13	1	68	86%
Oct 8	Ari	W	1/1	3	31	10.3	16	0	53	79%
Oct 12	at Car	W	1/1	4	71	17.8	37	0	56	90%
Oct 23	Was	W	1/1	2	37	18.5	24	0	53	82%
Oct 29	SF	W	1/1	2	62	31.0	53t	1	48	69%
Nov 5	Den	W	1/1	6	84	14.0	32t	2	49	71%
Nov 19	at Dal	W	1/1	4	67	16.8	22	1	47	73%
Nov 26	Chi	W	1/1	5	52	10.4	16	1	67	86%
Dec 3	at Sea	L	1/1	4	61	15.3	23	0	70	93%
Dec 10	at LAR	W	1/1	5	52	10.4	15	1	86	95%
Dec 17	at NYG	W	1/1	4	49	12.3	19	1	61	90%
Dec 25	Oak	W	1/1	0	0	---	--	0	63	93%
Dec 31	Dal	L	1/1	1	8	8.0	8	0	18	31%
Totals			**16/16**	**57**	**789**	**13.8**	**53t**	**9**	**927**	**82%**
PLAYOFFS										
Jan 13	Atl	W	1/1	4	61	15.3	21	0	56	84%
Jan 21	Min	W	1/1	5	85	17.0	53t	2	59	91%
Feb 4	at NE	W	1/1	3	73	24.3	34t	1	69	92%
Totals			**3/3**	**12**	**219**	**18.3**	**53t**	**3**	**184**	**89%**

CAREER HIGHLIGHTS (Continued)

- Finished with a team-high 9 receiving TDs, which marks the 2nd-highest total of his career. His 9 receiving TDs also tied for the 4th-most in the NFL, trailing only **DeAndre Hopkins** (13), **Davante Adams** (10) and **Jimmy Graham** (10)
- Converted the most 2-point conversions (3, all receiving) in a single season since **Reggie Bush** in 2007 (also 3)

2016 - CHICAGO BEARS (12/12)

- Led the Bears in yards per reception (15.8) and receiving yards per game (68.4) (min. 20 receptions)

2015 - CHICAGO BEARS (9/8)

- Tallied 54 catches for a team-high 807 yards (14.9) and 4 TDs, despite appearing in just 9 games
- Registered 4 games with 100+ receiving yards (147 - 10/18/15 at Det.; 116 - 11/1/15 vs. Min.; 151 - 11/9/15 at SD; 107 - 12/13/15 vs. Was.). His 3 consecutive games with 100+ receiving yards tied for Chicago's franchise record

2014 - CHICAGO BEARS (16/16)

- Recorded his second consecutive 1,000+ yard receiving campaign after leading the Bears with 1,133 yards and a career-high 10 TDs on 85 receptions (13.3 avg.)
- Caught TDs in 6 straight games from 11/16-12/14/14. Became just the third player in franchise history to accomplish the feat

S MALCOLM JENKINS 27

6-0 | 204 10th Year

DOB: Dec. 20, 1987 (Age 30)

Piscataway, New Jersey

Piscataway High School

Ohio State
D1-09 (14th overall)
by New Orleans
Acquired: FA-NO-14

AP 2010

PRO BOWL 2018

PRO BOWL 2016

2017

2009

Malcolm Jenkins signed with Philadelphia in 2014 and has emerged as a pillar in the Eagles locker room, earning two Pro Bowl nods while also leading the team's **Super Bowl LII**-winning defense. Jenkins is one of only five NFL players to record 6+ INT-TDs since he entered the league with New Orleans in 2009.

MOST INT-TDs

NFL PLAYERS SINCE 2009

Aqib Talib	10
Janoris Jenkins	7
Malcolm Jenkins	6
Jonathan Joseph	6
Charles Tillman	6

NFL PLAYERS SINCE 2014

Aqib Talib	6
Malcolm Jenkins	4
William Gay	4
Janoris Jenkins	4
Several players tied	3

EAGLES ALL-TIME HISTORY

Eric Allen (1988-94)	5
M. Jenkins (2014-present)	4
Sheldon Brown (2002-09)	3
Lito Sheppard (2002-08)	3
Joe Scarpati (1964-69)	3

MOST TACKLES

EAGLES PLAYERS IN 2017

119	Malcolm Jenkins
86	Jalen Mills
85	Nigel Bradham
78	Rodney McLeod

THREE STEP DROP

First job: **Working in the township parks department in high school**

Favorite movie: ***School Daze***

If he could play another sport, what position/team: **Anchor for the U.S. Olympic track team in the 4x4 relay**

Best player he has lined up against: **Former Lions WR Calvin Johnson**

Favorite athlete growing up: **Ray Lewis**

Three favorite throwback jerseys: **Joe Namath, New York Jets; Sean Taylor, Washington Redskins; Michael Jordan, UNC**

CAREER HIGHLIGHTS

- A member of two **Super Bowl**-winning teams with New Orleans in 2009 (XLIV) and Philadelphia in 2017 (LII)
- Earned **Pro Bowl** honors following the 2015 and 2017 seasons with the Eagles and was also named second-team **All-Pro** by the *Associated Press* in 2010 with the Saints
- Is one of just five NFL players (only safety) with 6 INT-TDs since he entered the league with New Orleans in 2009, joining **Aqib Talib** (10), **Janoris Jenkins** (7), **Jonathan Joseph** (6) and **Charles Tillman** (6)

HUMBLE BEGINNINGS

For a player who won a Super Bowl and played in a Pro Bowl, Jenkins' career did not exactly begin in a blaze of glory. Jenkins was originally a 9-year-old, back-up guard for the Piscataway Braves of his Pop Warner squad in New Jersey. Jenkins recalled that he played just seven plays per game that was mandatory for all players in that league. "All I remember is that I got my seven plays in and from there it was a race to get the free hot dog."



MALCOLM JENKINS FOUNDATION

Launched in 2010, the **Malcolm Jenkins Foundation** aims to provide resources, experiences and opportunities for the underserved youth. The organization's goal is to inspire and create positive change in the lives of children. Said Jenkins, "For as much as I have been given in life, I feel obligated to give children the guidance, experience and an opportunity. And then watch them take off." For more info, please visit **TheMalcolmJenkinsFoundation.org**.

CELEBRITY FAMILY FEUD

In 2016, Jenkins participated in a NFL version of *Celebrity Family Feud* hosted by Steve Harvey, which aired on July 3. Jenkins and the rest of the NFC defense defeated the AFC offense and collected $25,000 for Got Your 6 charity.

THE WALKING DEAD

After reading *The Zombie Survival Guide* by Max Brooks, Jenkins began collecting an array of different survival tools in what he describes as a "half-hearted attempt at doomsday prepping." Jenkins' favorite TV show is *The Walking Dead*.

BIRDSEED

Jenkins is the son of Willie Lee and Gwendolyn V. Jenkins. His dad is a software engineer for Comcast and his mom is the president of the Malcolm Jenkins Foundation. Jenkins was a leader in the Omega Psi Phi fraternity at Ohio State, graduating with a bachelor's degree in communications.

STYLIN' IN THE SECONDARY

Jenkins has immersed himself in the world of fashion and, more specifically, the bow tie. At the suggestion from his wife, Morrisa, Jenkins launched his own company, **Rock Avenue Bow Ties**, which specializes in the design and creation of neck wear and pocket squares and encourages self expression in its customers. For more info, visit **rockavenuebowties.com**.

During the 2017 offseason, Jenkins opened his own custom suite store in Philadelphia, **Damari Savile**.

MOTIVATING VOICES

Jenkins credits many for helping him get to where he is today, but he singled out three people: his father, Lee Jenkins; his high school football and track coach, Larry Lester; and his college coach, Jim Tressel. "My father's best advice was, 'You don't know what you don't know,' meaning you constantly need to learn more. Larry Lester taught me how to prepare and how to train. We'd sometimes be the only two people on the field on a weekend, just trying to get myself better. And Coach Tressel taught me about integrity and how to be a pro before I even became a pro."

BYRON "WHIZZER" WHITE AWARD

In February 2017, Jenkins was announced as the recipient of the NFLPA's Byron "Whizzer" White Award for his outstanding charitable efforts off the field. As the winner, Jenkins received $100,000 to donate to the charity of his choice. Jenkins joined Brian Dawkins, Troy Vincent and Reggie White as Eagles who have won the Byron "Whizzer" White Award. Byron "Whizzer" White led the NFL in rushing yards in 1938 and 1940 and later served as a Supreme Court Justice from 1962-93.

MALCOLM & MORRISA

Jenkins and his wife, Morrisa, have two daughters, Elle and Selah. Malcolm and Morrisa met on Facebook while he was a senior at Ohio State. "She was at Southern Miss, so we talked on Facebook for a while and I just happened to get drafted by the Saints. New Orleans was only an hour and 10 minutes from where she was in Hattiesburg, so we started hanging out and the rest is history."

Morrisa recently started a company called Meaux Moisture (meauxmoisture.com), which sells all-natural body care products. "I give all the credit for my beard to my wife."

@MalcolmJenkins @malcolmjenkins27

S MALCOLM JENKINS 27

CAREER STATISTICS																		
			TACKLES					PASS DEFENSE						FUMBLES			DEF SNAPS	
Year	Team	GP/S	Total	Solo	Asst	TFL	Sacks	Int	Yds	Lg	TD	PD	QPH	FF	FR	Yds	No	Pct
2009	New Orleans	14/6	55	49	6	0	0.0	1	14	14	0	4	2	0	0	0	N/A	N/A
2010	New Orleans	15/15	64	54	10	3	1.0	2	105	96t	1	12	1	1	2	0	N/A	N/A
2011	New Orleans	15/15	77	63	14	0	1.0	0	0	--	0	9	4	1	1	30	N/A	N/A
2012	New Orleans	13/13	94	65	29	2	0.0	1	55	55t	1	7	2	0	0	0	873	77%
2013	New Orleans	14/14	68	44	24	4	2.5	2	35	31	0	6	3	2	0	0	819	84%
2014	Philadelphia	16/16	113	68	45	3	0.0	3	67	53t	1	14	0	0	1	0	1153	99%
2015	Philadelphia	16/16	120	92	28	13	0.0	2	99	99t	1	15	0	3	1	0	1214	99%
2016	Philadelphia	16/16	114	82	32	5	1.0	3	98	64t	2	13	3	0	1	0	1019	99%
2017	Philadelphia	16/16	119	83	36	11	1.0	2	0	0	0	12	5	1	1	0	948	92%
2018	Philadelphia	12/12	98	73	25	6	1.0	1	25	25	0	10	5	3	1	0	753	99%
Totals		**147/139**	**922**	**673**	**249**	**47**	**7.5**	**17**	**498**	**99t**	**6**	**102**	**25**	**11**	**8**	**30**	**---**	**---**
PLAYOFFS																		
2009	New Orleans	2/0	5	5	0	1	0.0	0	0	--	0	1	0	0	0	0	N/A	N/A
2010	New Orleans	0/0	0	0	0	0	0.0	0	0	--	0	0	0	0	0	0	N/A	N/A
2011	New Orleans	2/2	13	12	1	1	1.0	0	0	--	0	1	1	0	0	0	N/A	N/A
2013	New Orleans	2/2	8	4	4	0	0.0	0	0	--	0	0	0	0	0	0	118	100%
2017	Philadelphia	3/3	21	16	5	0	0.0	0	0	--	0	3	2	0	0	0	206	100%
Totals		**9/7**	**47**	**37**	**10**	**2**	**1.0**	**0**	**0**	**--**	**0**	**5**	**3**	**0**	**0**	**0**	**---**	**---**

ADDITIONAL STATISTICS

Blocked Field Goals: 2 - 12/17/17 at NYG (Aldrick Rosas); 11/25/12 vs. SF (David Akers)

Special Teams FFs: 3 - *2014 (1); 2009 (2)* **Special Teams FRs:** 1 - *2009 (1)* **Lost Fumbles:** 1 - *2017 (1)*

Special Teams Tackles: 39 - *2018 (1); 2017 (8); 2016 (3); 2015 (9); 2014 (4); 2013 (1); 2010 (4); 2009 (9)*

CAREER HIGHS		
Tackles	14	9/20/15 vs. Dal.
Sacks	1.5	10/13/13 at NE
INTs	2	2x, last: 12/22/16 vs. NYG
PDs	3	10x, last: 2/4/18 at NE (SB)
FFs	2	9/27/15 at NYJ
FRs	1	8x, last: 10/28/18 at Jax.

CAREER HIGHLIGHTS (Continued)

- Since he joined the Eagles in 2014, is tied with **William Gay** and **Janoris Jenkins** for the 2nd-most INT-TDs (4) in the NFL, trailing only **Aqib Talib** (6). His 4 INT-TDs also rank 2nd in Eagles history, behind **Eric Allen** (5, 1988-94)
- Is one of only three NFL players to record 13+ INTs and 9+ FFs since 2013, joining **Mike Adams** (18 INTs, 9 FFs) and **D.J. Swearinger** (14 INTs, 9 FFs)

2018 - PHILADELPHIA EAGLES (12/12)

- Sacked Redskins QB **Colt McCoy** on the Redskins' second possession in the 28-13 win vs. Was. (12/3/18). Has recorded a sack in each of the last three seasons
- Recorded 8 tackles (6 solo), 1 INT, 3 PDs and 1 FF in the 25-22 win vs. NYG (11/25/18). Intercepted Giants QB **Eli Manning** at the PHI 2 and returned the ball 25 yards to the PHI 27 at the end of the second quarter
- Led the Eagles with a season-high 13 tackles (10 solo) and registered 1 FF vs. Dal. (11/11/18)
- Recovered a fumble forced by **Avonte Maddox** and returned the ball 11 yards in the win at Jax. (10/28/18). Also finished the game with team highs in TFL (2) and PDs (2)

2018 GAME-BY-GAME STATISTICS (PHI)												
Date	Opp		GP/S	Tot	Solo	Sk	Int	PD	FF	FR	Snaps	Pct
Sep 6	Atl	W	1/1	4	2	0.0	0	0	0	0	70	100%
Sep 16	at TB	L	1/1	9	5	0.0	0	0	1	0	58	100%
Sep 23	Ind	W	1/1	5	4	0.0	0	2	0	0	59	100%
Sep 30	at Ten	L	1/1	9	8	0.0	0	1	0	0	70	99%
Oct 7	Min	L	1/1	9	7	0.0	0	0	0	0	62	100%
Oct 11	at NYG	W	1/1	10	7	0.0	0	0	0	0	65	100%
Oct 21	Car	L	1/1	10	6	0.0	0	2	0	0	59	100%
Oct 28	at Jax	W	1/1	7	7	0.0	0	2	0	1	64	100%
Nov 11	Dal	L	1/1	13	10	0.0	0	0	1	0	69	100%
Nov 18	at NO	L	1/1	10	8	0.0	0	0	0	0	70	100%
Nov 25	NYG	W	1/1	8	6	0.0	1	3	1	0	62	100%
Dec 3	Was	W	1/1	4	3	1.0	0	0	0	0	45	100%
Dec 9	at Dal											
Dec 16	at LAR											
Dec 23	Hou											
Dec 30	at Was											
Totals			**12/12**	**98**	**73**	**1.0**	**1**	**10**	**3**	**1**	**753**	**99%**

CAREER HIGHLIGHTS (Continued)

- Totaled a season-high 10 tackles (7 solo) in the 34-13 win at NYG (10/11/18)
- Punched the ball out of Buccaneers WR **Mike Evans**' hands (fumble recovered by **Jordan Hicks**) in the fourth quarter at TB (9/6/18)

2017 - PHILADELPHIA EAGLES (16/16, 3/3)

- Earned his second career **Pro Bowl** nod after finishing the regular season with a team-high 119 tackles, which marked the 2nd-highest total of his career (120 in 2015)
- Led the Eagles with 3 PDs in **Super Bowl LII** at NE (2/4/18), which tied a single-game career high
- With the Raiders threatening to break a 10-10 tie late in the fourth quarter vs. Oak. (12/25/17), ripped the ball away from RB **Jalen Richard** and recovered the fumble
- Blocked his 2nd career FG in the fourth quarter at NYG (12/17/17) to preserve Philadelphia's lead in an eventual 34-29 win that secured a first-round playoff bye
- Snagged an INT for the 2nd consecutive game when he picked off Bears QB **Mitchell Trubisky** vs. Chi. (11/26/17)
- Registered his first INT of the season in Week 11 at Dal. (11/19/17) when he picked off Cowboys QB **Dak Prescott** in the end zone during the fourth quarter

2017 GAME-BY-GAME STATISTICS (PHI)												
Date	Opp		GP/S	Tot	Solo	Sk	Int	PD	FF	FR	Snaps	Pct
Sep 10	at Was	W	1/1	6	3	0.0	0	1	0	0	63	100%
Sep 17	at KC	L	1/1	6	4	0.0	0	1	0	0	53	100%
Sep 24	NYG	W	1/1	11	6	0.0	0	0	0	0	69	100%
Oct 1	at LAC	W	1/1	7	6	0.0	0	0	0	0	57	100%
Oct 8	Ari	W	1/1	9	5	0.0	0	2	0	0	60	100%
Oct 12	at Car	W	1/1	10	5	0.0	0	1	0	0	82	100%
Oct 23	Was	W	1/1	13	13	1.0	0	0	0	0	64	100%
Oct 29	SF	W	1/1	8	6	0.0	0	1	0	0	66	100%
Nov 5	Den	W	1/1	8	5	0.0	0	2	0	0	54	84%
Nov 19	at Dal	W	1/1	5	4	0.0	1	2	0	0	63	100%
Nov 26	Chi	W	1/1	4	3	0.0	1	1	0	0	44	80%
Dec 3	at Sea	L	1/1	6	6	0.0	0	0	0	0	62	100%
Dec 10	at LAR	W	1/1	4	3	0.0	0	0	0	0	48	100%
Dec 17	at NYG	W	1/1	10	6	0.0	0	1	0	0	88	100%
Dec 25	Oak	W	1/1	10	8	0.0	0	0	1	1	69	100%
Dec 31	Dal	L	1/1	2	0	0.0	0	0	0	0	6	9%
Totals			**16/16**	**119**	**83**	**1.0**	**2**	**12**	**1**	**1**	**948**	**92%**
PLAYOFFS												
Jan 13	Atl	W	1/1	8	6	0.0	0	0	0	0	63	100%
Jan 21	Min	W	1/1	7	6	0.0	0	0	0	0	67	100%
Feb 4	at NE	W	1/1	6	4	0.0	0	3	0	0	76	100%
Totals			**3/3**	**21**	**16**	**0.0**	**0**	**3**	**0**	**0**	**206**	**100%**

TOUCHDOWNS (7)		
Date	Opponent	TDs
12/6/15	at New England Patriots (W, 35-28)	99-yard INT
12/12/10	vs. St. Louis Rams (W, 31-13)	96-yard INT
10/16/16	at Washington Redskins (L, 20-27)	64-yard INT
11/18/12	at Oakland Raiders (W, 38-17)	55-yard INT
9/28/14	at San Francisco 49ers (L, 21-26)	53-yard INT
12/22/16	vs. New York Giants (W, 24-19)	34-yard INT
12/26/11	vs. Atlanta Falcons (W, 45-16)	30-yard FR

DT TIM JERNIGAN 93

6-2 | 295 5th Year

DOB: Sept. 24, 1992 (Age 25)

Lake City, Florida

Columbia High School

Florida State
D2-14 (48th overall) by Baltimore
Acquired: T-Bal-17

2017

Originally selected by the Ravens in the 2nd round (48th overall) of the 2014 NFL Draft, **Tim Jernigan** was acquired by the Eagles in a trade with Baltimore during the 2017 offseason. In his debut season with Philadelphia, Jernigan totaled 33 tackles (21 solo), 9 TFL, 2.5 sacks and 18 QB pressures and hits in 15 games (all starts).

TACKLES FOR LOSS

EAGLES PLAYERS IN 2017

Brandon Graham	16
Vinny Curry	13
Malcolm Jenkins	11
Tim Jernigan	9
Derek Barnett	9

Jernigan has posted 4.0+ sacks in three of his first four NFL seasons, including a career-high 5.0 sacks with Baltimore in 2016.

THREE STEP DROP

First job: **Bag boy at Winn-Dixie**

Hobbies: **Antique cars. Owns 1964 and 1972 Chevrolet Impalas**

Bucket list: **Learning how to ski**

If he could play another sport: **"Every big man dreams of being a point guard. I would've definitely been a point guard if I could've had it my way."**

Best players he's lined up against: **Mike and Maurkice Pouncey**

Favorite athletes: **Muhammad Ali, Mike Tyson, Terrell Owens**

Moment left star struck: **Meeting Michael Vick after playing the Steelers in 2015**

Favorite movie: ***Next Friday***

Favorite TV show: ***Power***

Favorite music: **Rick Ross**

CAREER HIGHLIGHTS

2017 - PHILADELPHIA EAGLES (15/15, 3/3)

- Sacked Cowboys QB **Dak Prescott** in the fourth quarter of the 37-9 win at Dal. (11/19/17)
- Combined with **Brandon Graham** to sack Chiefs QB **Alex Smith** at KC (9/17/17)
- Recorded his first sack as an Eagle against Redskins QB **Kirk Cousins** at Was. (9/10/17). Became the first Eagles DL to post a sack in his first game with the team since **Fletcher Cox** on 9/9/12 at Cleveland

2016 - BALTIMORE RAVENS (16/15)

- Produced 31 tackles (16 solo) and registered career highs with 5.0 sacks and 9 TFL

DT TIM JERNIGAN 93

CAREER STATISTICS																		
			TACKLES					PASS DEFENSE						FUMBLES			DEF SNAPS	
Year	Team	GP/S	Total	Solo	Asst	TFL	Sacks	Int	Yds	Lg	TD	PD	QPH	FF	FR	Yds	No	Pct
2014	Baltimore	12/3	23	11	12	3	4.0	0	0	--	0	0	10	0	0	0	304	28%
2015	Baltimore	15/6	37	18	19	4	4.0	0	0	--	0	0	14	0	0	0	531	50%
2016	Baltimore	16/15	31	16	15	9	5.0	1	0	0	0	3	11	0	1	0	630	60%
2017	Philadelphia	15/15	34	21	13	9	2.5	0	0	--	0	0	18	0	0	0	492	48%
2018	Philadelphia	1/1	1	1	0	0	0.0	0	0	--	0	0	0	0	0	0	20	3%
Totals		**59/40**	**126**	**67**	**59**	**25**	**15.5**	**1**	**0**	**0**	**0**	**3**	**53**	**0**	**1**	**0**	**---**	**---**
PLAYOFFS																		
2014	Baltimore	1/0	2	2	0	1	1.0	0	0	--	0	0	2	0	0	0	18	26%
2017	Philadelphia	3/3	7	2	5	0	0.0	0	0	--	0	0	2	0	0	0	95	46%
Totals		**4/3**	**9**	**4**	**5**	**1**	**1.0**	**0**	**0**	**--**	**0**	**0**	**4**	**0**	**0**	**0**	**---**	**---**

CAREER HIGHS		
Tackles	6	3x, last: 9/18/16 at Cle.
Sacks	2.0	12/14/14 vs. Jax.
INTs	1	11/6/16 vs. Pit.
PDs	2	9/25/16 at Jax.
FFs	--	---
FRs	1	10/23/16 at NYJ

CAREER HIGHLIGHTS (Continued)

- Intercepted a Steelers QB **Ben Roethlisberger** pass tipped by DT **Brandon Williams** for his first career INT in the 21-14 victory vs. Pit. (11/6/16)
- Recorded his first career fumble recovery and tallied 4 tackles, 2 hurries and 1.0 sack at NYJ (10/23/16)
- Posted 2 tackles, a career-high 2 PDs (one of which led to an INT) and 1.0 sack in the 19-17 win at Jax. (9/25/16)
- Tied his career-high with 6 tackles (4 solo) and notched 1.0 sack, 3 hurries and 2 TFL in a 25-20 win at Cle. (9/18/16)

2015 - BALTIMORE RAVENS (15/6)

- Established a career high with 37 tackles (18 solo) and added 4.0 sacks for a second consecutive season
- Led all Ravens defensive linemen with a career-high-tying 6 tackles at Cin. (1/3/16)
- Posted a career-high 6 tackles (3 solo) vs. KC (12/20/15)

2014- BALTIMORE RAVENS (12/3, 1/0)

- Contributed 23 tackles (11 solo) and 4.0 sacks as a rookie
- Saw action in his first career postseason game, posting 2 tackles and 1.0 sack in the Divisional playoff at NE (1/10/15)
- Started his first career game vs. Jax. (12/14/14), tallying 4 tackles (3 solo) and a career-high 2.0 sacks
- Collected 4 tackles and his first career sack in the 21-7 victory vs. Ten. (11/9/14)
- Saw action in his first career NFL game and recorded the first tackles (2) of his career vs. Cin. (9/7/14)

BIRDSEED

Jernigan prepped at Columbia High School (Lake City, FL), where he earned U.S. Army All-American and All-USA first-team defense recognition (*USA Today*), was named to the 2010 All-First Coast first-team (*Florida Times-Union*) and was rated a five-star defensive lineman (*Scout.com*). Jernigan recorded 77 tackles, 32 TFL, 14.0 sacks and 1 INT as a senior, while also scoring 4 goal-line TDs as a short-yardage running back.

DT TIM JERNIGAN 93

2018 GAME-BY-GAME STATISTICS (PHI)												
Date	**Opp**		**GP/S**	**Tot**	**Solo**	**Sk**	**Int**	**PD**	**FF**	**FR**	**Snaps**	**Pct**
ACTIVATED FROM RESERVE/NFI LIST (BACK) ON 11/20/18												
Nov 25	NYG	W	1/1	1	1	0.0	0	0	0	0	20	32%
Dec 3	Was	W	0/0	DID NOT PLAY								
Dec 9	at Dal											
Dec 16	at LAR											
Dec 23	Hou											
Dec 30	at Was											
Totals			**1/1**	**1**	**1**	**0.0**	**0**	**0**	**0**	**0**	**20**	**3%**

COLLEGE HIGHLIGHTS

- Played in 40 games (16 starts) at Florida State, totaling 139 tackles (73 solo), 25 TFL, 8.5 sacks, 1 PD and 1 FR
- Registered a career-high 63 tackles (35 solo), a team-high 11 TFL and 4.5 sacks, helping lead the NCAA's No. 3 overall defense (281.4 ypg) as a junior in 2013
- Helped the Seminoles win the BCS National Championship over Auburn in a dramatic 34-31 game
- Named a first-team (*The NFL Draft Report* and *ESPN.com*) and second-team (*Football Writers Association*, *Associated Press*, *USA Today*, *CBSSports.com* and *Sports Illustrated*) All-American and earned first-team All-Atlantic Coast Conference accolades (league coaches) in 2013

TRANSACTIONS

2014	Drafted by BAL in 2nd round (48th overall) *Signed 4-year contract*
4/4/17	Traded with 2017 3rd-round draft choice (99th overall) from BAL to PHI for 2017 3rd-round draft choice (74th overall)
11/9/17	Signed by PHI to 4-year contract extension through 2021
7/26/18	Placed on Active/Non-Football Injury List
9/1/18	Placed on Reserve/Non-Football Injury List
11/20/18	Activated from Reserve/Non-Football Injury List

2017 GAME-BY-GAME STATISTICS (PHI)												
Date	**Opp**		**GP/S**	**Tot**	**Solo**	**Sk**	**Int**	**PD**	**FF**	**FR**	**Snaps**	**Pct**
Sep 10	at Was	W	1/1	2	1	1.0	0	0	0	0	40	63%
Sep 17	at KC	L	1/1	5	2	0.5	0	0	0	0	32	60%
Sep 24	NYG	W	1/1	3	3	0.0	0	0	0	0	50	72%
Oct 1	at LAC	W	1/1	2	1	0.0	0	0	0	0	42	74%
Oct 8	Ari	W	1/1	4	2	0.0	0	0	0	0	46	77%
Oct 12	at Car	W	1/1	1	1	0.0	0	0	0	0	25	30%
Oct 23	Was	W	1/1	0	0	0.0	0	0	0	0	17	27%
Oct 29	SF	W	1/1	2	2	0.0	0	0	0	0	29	44%
Nov 5	Den	W	1/1	1	1	0.0	0	0	0	0	20	31%
Nov 19	at Dal	W	1/1	5	1	1.0	0	0	0	0	30	48%
Nov 26	Chi	W	1/1	3	2	0.0	0	0	0	0	26	47%
Dec 3	at Sea	L	1/1	2	2	0.0	0	0	0	0	31	50%
Dec 10	at LAR	W	1/1	1	1	0.0	0	0	0	0	30	62%
Dec 17	at NYG	W	1/1	1	1	0.0	0	0	0	0	41	47%
Dec 25	Oak	W	1/1	1	1	0.0	0	0	0	0	33	48%
Dec 31	Dal	L	0/0	INACTIVE								
Totals			**15/15**	**33**	**21**	**2.5**	**0**	**0**	**0**	**0**	**492**	**48%**
PLAYOFFS												
Jan 13	Atl	W	1/1	2	0	0.0	0	0	0	0	29	46%
Jan 21	Min	W	1/1	1	1	0.0	0	0	0	0	27	40%
Feb 4	at NE	W	1/1	4	1	0.0	0	0	0	0	39	51%
Totals			**3/3**	**7**	**2**	**0.0**	**0**	**0**	**0**	**0**	**95**	**46%**

2016 GAME-BY-GAME STATISTICS (BAL)												
Date	**Opp**		**GP/S**	**Tot**	**Solo**	**Sk**	**Int**	**PD**	**FF**	**FR**	**Snaps**	**Pct**
Sep 11	Buf	W	1/1	2	2	1.0	0	0	0	0	34	69%
Sep 18	at Cle	W	1/1	6	4	1.0	0	0	0	0	43	69%
Sep 25	at Jax	W	1/1	2	2	1.0	0	2	0	0	47	71%
Oct 2	Oak	L	1/1	2	0	0.0	0	0	0	0	43	72%
Oct 9	Was	L	1/1	4	2	0.0	0	0	0	0	41	62%
Oct 16	at NYG	L	1/1	2	0	0.0	0	0	0	0	48	72%
Oct 23	at NYJ	L	1/1	4	1	1.0	0	0	0	1	38	56%
Nov 6	Pit	W	1/1	2	0	0.0	1	1	0	0	46	67%
Nov 10	Cle	W	1/1	2	2	1.0	0	0	0	0	35	70%
Nov 20	at Dal	L	1/0	1	0	0.0	0	0	0	0	21	30%
Nov 27	Cin	W	1/1	1	0	0.0	0	0	0	0	49	65%
Dec 4	Mia	W	1/1	2	2	0.0	0	0	0	0	35	57%
Dec 12	at NE	L	1/1	0	0	0.0	0	0	0	0	34	49%
Dec 18	Phi	W	1/1	0	0	0.0	0	0	0	0	49	56%
Dec 25	at Pit	L	1/1	0	0	0.0	0	0	0	0	33	57%
Jan 1	at Cin	L	1/1	1	1	0.0	0	0	0	0	34	50%
Totals			**16/15**	**31**	**16**	**5.0**	**1**	**3**	**0**	**1**	**630**	**60%**

T LANE JOHNSON 65

6-6 | 317 6th Year

DOB: May 8, 1990 (Age 28)

Oklahoma
D1-13 (4th overall) by Philadelphia

Lane Johnson was originally selected by the Eagles with the No. 4-overall pick in the 2013 NFL Draft. One of the league's top offensive tackles, Johnson played a vital role on Philadelphia's **Super Bowl LII**-winning offensive line and finished the 2017 season with his first career Pro Bowl nod as well as first-team All-Pro honors from the *Associated Press*.

THREE STEP DROP

Hobbies: Hunting and fishing

Favorite movie: *Forrest Gump*

Favorite TV show: *Impractical Jokers*

First job: Grave digger in high school

Biggest pet peeve: Drivers that take a long time to make a turn

Favorite teams/athletes growing up: Houston Rockets, Green Bay Packers & Brett Favre

If he could play another sport, what position/team: Small forward, Houston Rockets

Three favorite throwback jerseys: Hakeem Olajuwon, Houston Rockets; Michael Vick, Atlanta Falcons; Bo Jackson, Los Angeles Raiders

CAREER HIGHLIGHTS

- Earned his first career **Pro Bowl** nod and first-team **All-Pro** honors from the *Associated Press* after playing an integral role on the Eagles' **Super Bowl LII**-winning offensive line. In 2017, helped the team rank 3rd in the NFL in offensive points (414, tied) and rushing offense (132.2) and 7th in total offense (365.8)
- Started all 16 games in 2015, opening 14 contests at RT and his first 2 career starts at LT at Dal. (11/8/15) and vs. Mia. (11/15/15)
- Opened 12 contests at RT in 2014, helping pave the way for the NFL's 3rd-leading rusher, **LeSean McCoy** (1,319 yards). Allowed just 1 sack
- In 2013, helped the Eagles set then-team records in points (442) and total yards (6,676). Was part of an offensive line that blocked for the NFL's leading rusher, **LeSean McCoy** (team-record 1,607 yards)
- Made his debut at Was. (9/9/13), becoming the first Eagles rookie to start at tackle on opening day since **John Welbourn** in 1999

COLLEGE HIGHLIGHTS

- As a senior in 2012, started 11 games at LT and garnered third-team All-America accolades from *CBSSports.com* and second-team All-Big 12 honors from the league's coaches. Anchored a Sooner offense that ranked 12th in the nation with 497.9 total yards per game and posted a team-best 123 knockdowns. Led the Big 12 with 19 TD-resulting blocks

LIFE IN THE FAST LANE

Johnson did not start playing football until the 7th grade when he was a quarterback for his middle school team in Coldspring, TX. He earned all-state honors as a QB in high school, but did not receive a scholarship offer.

He began his college career at Kilgore (TX) College, where, at 202 pounds, he quarterbacked the Rangers in 2008. After transfering to Oklahoma as a tight end in 2009, he redshirted for one year before playing tight end and defensive end in 2010.

He finally settled in as a right tackle in 2011 before moving to the left side in 2012.

MOTHER'S INFLUENCE

Johnson credits his mother, Ray Ann, for being where he is today. Ray Ann has a degree in criminal justice and works as a social worker with death-row inmates at a prison in Riverside, TX. Lane was proud to purchase his mother a new home in 2014.

"She was a single mother and she raised me by herself. She didn't have a lot, but she made sure I was happy."

FAMILY TIES

Johnson leans on the advice of his father-in-law, John Goodman, who played defensive line for the Pittsburgh Steelers from 1981-85.

"He's been a mentor to me. He's been in my shoes - been there, done that. He's taught me how to best work through adversity and the tough times."

SMALL TOWN ROOTS

Johnson's graduating class from Groveton High School consisted of just 35 students. In fact, Groveton's listed population in 2010 was just 1,057.

Johnson played quarterback and safety at Groveton, where he was an all-region and honorable mention all-state selection. Johnson also lettered in track and field, as he placed 4th in the shot put at the state's track championships. He was also a member of Groveton's baseball and basketball teams.

BIRDSEED

Johnson and his wife, Chelsea, reside in Edmond, OK. They have a son, Jace; a daughter, Journey Lane; and a dog, Mox. Johnson majored in human relations at Oklahoma.

@Lanejohnson65 @lanejohnson65

CAREER STATISTICS

			STARTS		OFF SNAPS	
Year	**Team**	**GP/S**	**LT**	**RT**	**No**	**Pct**
2013	Philadelphia	16/16	0	16	1102	100%
2014	Philadelphia	12/12	0	12	889	76%
2015	Philadelphia	16/16	2	14	1156	100%
2016	Philadelphia	6/6	0	6	407	36%
2017	Philadelphia	15/15	0	15	964	85%
2018	Philadelphia	11/11	0	11	693	84%
Totals		**76/76**	**2**	**74**	**---**	**---**
PLAYOFFS						
2013	Philadelphia	1/1	0	1	58	100%
2017	Philadelphia	3/3	0	3	207	100%
Totals		**4/4**	**0**	**4**	**---**	**---**

COLLEGE HIGHLIGHTS (Continued)

- Started 12 games at RT as a junior in 2011 as the Sooners ranked 10th in the nation in scoring (39.5 ppg), 5th in offense (512.3 ypg) and 5th in passing (349.4 ypg), while allowing the 7th-fewest sacks in the nation (11)
- Began his sophomore season in 2010 as a TE before converting to the defensive line
- Was a two-time Academic All-Big 12 first-team honoree
- Redshirted in 2009 after transferring from Kilgore (TX)
- Appeared in 9 games as a reserve QB at Kilgore, completing 32 of 61 passes for 510 yards, 3 TDs and 7 INTs, while adding 24 yards and 1 TD on 17 carries

TRANSACTIONS

2013	Drafted by PHI in 1st round (4th overall)
	Signed 4-year contract
7/23/14	Suspended by NFL for 4 games
9/29/14	Activated from reserve/suspended list
1/29/16	Signed 6-year contract through 2021
10/11/16	Suspended by NFL for 10 games
12/20/16	Activated from reserve/suspended list

P CAMERON JOHNSTON 1

5-11 | 194 1st Year

DOB: Feb. 24, 1992 (Age 26)

Ohio State
UDFA ('17) by Philadelphia
Acquired: FA-18

PUNTING AVERAGE
OHIO STATE CAREER HISTORY

45.0	Andy Groom (2001-02)
44.9	Cam Johnston (2013-16)
44.7	Tom Tupa (1984-87)

Cameron Johnston rejoined the Eagles in 2018 after originally spending training camp with the team as an undrafted rookie in 2017. The Australia native played collegiately at Ohio State, where he led the Big Ten and ranked 5th in the nation with a 46.7 punting average as a senior in 2016.

2018 NFL PUNTERS
GROSS PUNTING AVERAGE

Michael Dickson (Sea.)	48.71
Cameron Johnston (Phi.)	48.66
Andy Lee (Ari.)	48.45

NET PUNTING AVERAGE

Michael Dickson (Sea.)	44.2
Rigoberto Sanchez (Ind.)	42.8
Cameron Johnston (Phi.)	42.8

CAREER HIGHLIGHTS
2018 - PHILADELPHIA EAGLES (12/0)

- Through Week 13, ranks 2nd in the NFL in gross punting avg. (48.66) and 3rd in net punting avg. (42.8). His gross and net averages mark the highest single-season averages in franchise history
- Registered the 5th-best net punting average in Eagles history (48.0) in the team's win at NYG (10/11/18)
- Recorded the 2nd-highest single-game gross punting average in Eagles history (56.0) at TB (9/16/18) and landed three punts inside the 20
- Made his NFL debut vs. Atl. (9/6/18) and registered 6 punts for 313 yards (52.2 gross avg.; 47.0 net avg.)

COLLEGE HIGHLIGHTS

- Finished second all-time in Ohio State history with a 44.9 punting average, trailing only **Andy Groom** (45.0)
- Landed 109 punts inside the 20, shattering the previous Ohio State career record of 78
- In 2016, was named Big Ten Eddleman-Fields Punter of the Year, earned first-team All-Big Ten honors and was a second-team All-America selection. Also was a finalist for the Ray Guy Award

BIRDSEED

In 2010, Johnston was drafted by the Melbourne Demons of the Australian Football League with the 52nd selection in the NAB Rookie Draft. Although he never played in a game for Melbourne, he made 6 appearances for the Casey Scorpions, a reserve squad for Melbourne which competes in the Victorian Football League.

Johnston trained at Prokick Australia in Melbourne, where he worked with founder Nathan Chapman to hone his craft in order to make the transition to American football.

@Cam_Johnston @camjjohnston

P CAMERON JOHNSTON 1

CAREER STATISTICS														
Year	Team	GP	No	Yds	Avg	Opp Ret	Yds	TB	Net Yds	Net Avg	In20	Lg	Blk	ST
2018	Philadelphia	12	47	2287	48.7	24	154	6	2013	42.8	18	68	0	1
Totals		**12**	**47**	**2287**	**48.7**	**24**	**154**	**6**	**2013**	**42.8**	**18**	**68**	**0**	**1**

CAREER HIGHS		
Punts	6	2x: last - 9/30/18 at Ten.
Yards	313	9/6/18 vs. Atl.
Long	68	9/30/18 at Ten.
Inside 20	3	9/16/18 at TB
Gross Avg.	56.0	9/16/18 at TB
Net Avg.	48.0	10/11/18 at NYG

COLLEGE HIGHLIGHTS (Cont.)

- Named second-team All-Big Ten and was a semifinalist for the Ray Guy Award after ranking 2nd in the Big Ten in punting average (43.9) in 2015
- Earned honorable mention All-Big Ten recognition and was a semifinalist for the Ray Guy Award after leading the Big Ten in punting average (45.1) in 2014

TRANSACTIONS

2017 Signed by PHI as UDFA
9/2/17 Waived by PHI
1/3/18 Signed by PHI to reserve/ future contract

2018 GAME-BY-GAME STATISTICS (PHI)										
Date	Opp		No	Yds	Avg	Net	TB	In20	Lg	Blk
Sep 6	Atl	W	6	313	52.2	47.0	1	1	65	0
Sep 16	at TB	L	5	280	56.0	46.2	1	3	65	0
Sep 23	Ind	W	3	128	42.7	42.0	0	0	52	0
Sep 30	at Ten	L	6	308	51.3	40.0	3	2	68	0
Oct 7	Min	L	4	187	46.8	41.3	0	2	57	0
Oct 11	at NYG	W	5	240	48.0	48.0	0	2	53	0
Oct 21	Car	L	3	135	45.0	41.0	0	1	53	0
Oct 28	at Jax	W	3	155	51.7	41.3	0	0	60	0
Nov 11	Dal	L	2	88	44.0	44.0	0	2	49	0
Nov 18	at NO	L	4	159	39.8	36.5	0	2	46	0
Nov 25	NYG	W	4	201	50.3	39.0	1	2	59	0
Dec 3	Was	W	2	93	46.5	46.0	0	1	50	0
Dec 9	at Dal									
Dec 16	at LAR									
Dec 23	Hou									
Dec 30	at Was									
Totals			**47**	**2287**	**48.7**	**42.8**	**6**	**18**	**68**	**0**

CB SIDNEY JONES 22

6-0 | 181 2nd Year

DOB: May 21, 1996 (Age 22)

Washington
D2-17 (43rd overall)
by Philadelphia

Sidney Jones was selected by the Eagles in the 2nd round (43rd overall) of the 2017 NFL Draft and made his career debut in Week 17 vs. Dallas. Jones attended the University of Washington, where he was a two-time first-team All-Pac-12 selection (2015-16) and second-team All-America honoree in 2016. In 40 career games with the Huskies, Jones posted 145 tackles, 30 PDs, 9 INTs, 6 FFs and 3 FRs.

CAREER INTERCEPTIONS

WASHINGTON PLAYERS (SINCE 1996)

Marcus Peters (2012-14)	11
Sean Parker (2010-13)	11
Derrick Johnson (2000-04)	11
Sidney Jones (2014-16)	9
Evan Benjamin (2002-05)	8
Tony Parrish (1996-97)	8

THREE STEP DROP

Nickname: Sid the Kid

Bucket list: Skydiving

Surprisingly good at: Cooking

If he could play another sport, what position/team: Center, L.A. Lakers

Players he models his game after: Marcus Peters, Richard Sherman, Desmond Trufant

Favorite athletes growing up: Randy Moss, Kobe Bryant

Favorite movie: *Transformers*

Favorite music: Hip Hop, R&B

Favorite meal: Pasta

Three favorite throwback jerseys: Kobe Bryant, Los Angeles Lakers; Kevin Durant, Seattle Supersonics; Allen Iverson, Philadelphia 76ers

CAREER HIGHLIGHTS

2018 - PHILADELPHIA EAGLES (8/3)

- Made his first career start as a nickel cornerback in the 34-13 win at NYG (10/11/18)
- Recorded a career-high 8 tackles (7 solo) vs. Min. (10/7/18)

2017 - PHILADELPHIA EAGLES (1/0, 0/0)

- Activated from the Non-Football Injury List (Achilles) to the 53-man roster in Week 17 and recorded 3 tackles (2 solo) in his NFL debut vs. Dal. (12/31/17). Saw action in 29 defensive snaps at cornerback and 7 special teams snaps on the punt return unit

COLLEGE HIGHLIGHTS

- In 2016, was named second-team All-America (*Sports Illustrated*, Football Writers) while garnering first-team All-Pac-12 accolades

CB SIDNEY JONES 22

CAREER STATISTICS																		
			TACKLES					PASS DEFENSE						FUMBLES			DEF SNAPS	
Year	Team	GP/S	Total	Solo	Asst	TFL	Sacks	Int	Yds	Lg	TD	PD	QPH	FF	FR	Yds	No	Pct
2017	Philadelphia	1/0	3	2	1	0	0.0	0	0	--	0	0	0	0	0	0	29	3%
2018	Philadelphia	8/3	30	21	9	1	0.0	0	0	--	0	2	0	0	0	0	285	38%
Totals		**9/3**	**33**	**23**	**10**	**1**	**0.0**	**0**	**0**	**--**	**0**	**2**	**0**	**0**	**0**	**0**	**---**	**---**
PLAYOFFS																		
2017	Philadelphia	0/0	0	0	0	0	0.0	0	0	--	0	0	0	0	0	0	0	0%
Totals		**0/0**	**0**	**0**	**0**	**0**	**0.0**	**0**	**0**	**--**	**0**	**0**	**0**	**0**	**0**	**0**	**---**	**---**

CAREER HIGHS		
Tackles	8	10/7/18 at NYG
Sacks	--	---
INTs	--	---
PDs	1	2x, last: 9/30/18 at Ten.
FFs	--	---
FRs	--	---

COLLEGE HIGHLIGHTS (Continued)

- Started all 14 games of the 2016 season and finished with 9 PDs, 3 INTs and 2 FFs. Made 7 tackles in the win at Arizona (9/24/16), earning himself the team's defensive player of the week honors. Named the Pac-12 Player of the Week after intercepting two passes and adding two other PDs in a win at California (11/5/16). Totaled 3 tackles and 1 FF in the Pac-12 Championship Game victory vs. Colorado (12/2/16)
- Started all 13 games in 2015 and finished the year as the Pac-12 leader in PDs (14). Forced a fumble, picked it up and ran 70 yards for a TD vs. California (9/26/15). Returned a 35-yard INT for a TD against Utah (11/7/15). Notched a 69-yard INT-TD and 3 other PDs vs. Washington State (11/27/15)

TRANSACTIONS

2017 Drafted by PHI in 2nd round (43rd overall)
Signed 4-year contract
9/1/17 Placed on Reserve/Non-Football Injury List
12/30/17 Activated to 53-man roster

2018 GAME-BY-GAME STATISTICS (PHI)												
Date	Opp		GP/S	Tot	Solo	Sk	Int	PD	FF	FR	Snaps	Pct
Sep 6	Atl	W	1/0	4	2	0.0	0	0	0	0	45	64%
Sep 16	at TB	L	1/0	2	0	0.0	0	0	0	0	31	53%
Sep 23	Ind	W	1/0	5	4	0.0	0	1	0	0	46	78%
Sep 30	at Ten	L	1/0	3	3	0.0	0	1	0	0	48	68%
Oct 7	Min	L	1/0	8	7	0.0	0	0	0	0	40	65%
Oct 11	at NYG	W	1/1	1	0	0.0	0	0	0	0	8	12%
Oct 21	Car	L	0/0	INACTIVE (HAMSTRING)								
Oct 28	at Jax	W	0/0	INACTIVE (HAMSTRING)								
Nov 11	Dal	L	0/0	INACTIVE (HAMSTRING)								
Nov 18	at NO	L	1/1	3	2	0.0	0	0	0	0	22	31%
Nov 25	NYG	W	0/0	INACTIVE (HAMSTRING)								
Dec 3	Was	W	1/1	4	3	0.0	0	0	0	0	45	100%
Dec 9	at Dal											
Dec 16	at LAR											
Dec 23	Hou											
Dec 30	at Was											
Totals			**8/3**	**30**	**21**	**0.0**	**0**	**2**	**0**	**0**	**285**	**38%**

BIRDSEED @SidneyJonesIV @sidneyjonesiv

Jones prepped at West Covina (CA) High School, where he was named Hacienda League Defensive Player of the Year and earned first-team All-CIF Southern Section Southeast Division honors at defensive back as a senior in 2013. Jones, who played cornerback, free safety, running back and wide receiver while also returning kicks and punts for the Bulldogs, helped lead West Covina into the CIF Southern Section Southeast Division playoffs that year as well.

As a junior in 2012, Jones received first-team All-CIF SS Southeast Division and first-team All-Hacienda League honors at defensive back and helped lead the Bulldogs to the CIF-SS Southeast Division semifinals. As a sophomore in 2011, West Covina finished the season 13-1 and won the CIF-SS Southeast Division, beating La Serna, 84-21, in the championship game. That squad scored 240 points in four postseason contests.

C JASON KELCE 62

6-3 | 295 8th Year

DOB: Nov. 5, 1987 (Age 31)

Cleveland, Ohio

Cleveland Heights High School

AP 2017

2017

PRO BOWL 2017

PRO BOWL 2015

Cincinnati
D6a-11 (191st overall)
by Philadelphia

THREE STEP DROP

If he could play another sport: Center for the Philadelphia Flyers

First job: Worked a youth hockey camp when he was 14 years old

First football team: Played LB and FB for the Roxboro Rockets in 7th grade

Three items needed on deserted island: Duct tape, lighter, fishing pole

Three favorite throwback jerseys: Chuck Bednarik, Philadelphia Eagles
Jim Brown, Cleveland Browns
Wayne Gretzky, Edmonton Oilers

Pregame ritual: Listens to Christmas music and combs his beard

Favorite movies: *The Big Lebowski* and *The Last Gladiators*

Favorite teams/athletes as a kid: All Cleveland teams. Michael Jordan, Wayne Gretzky and Jerome Bettis

Originally selected by the Eagles in the 6th round (191st overall) of the 2011 NFL Draft out of the University of Cincinnati, Jason Kelce is a two-time Pro Bowler and was named first-team All-Pro by the *Associated Press* following the 2017 season. The veteran center has led the Eagles in offensive snaps in each of the last three seasons (2015-17).

CAREER HIGHLIGHTS

- Named first-team **All-Pro** by the *Associated Press* after playing an integral role on the Eagles' **Super Bowl LII**-winning offensive line. In 2017, helped the team rank 3rd in the NFL in offensive points (414, tied) and rushing offense (132.2) as well as 7th in total offense (365.8)
- In 2016, earned his second **Pro Bowl** nod in three seasons after seeing action in all 1,133 of the Eagles' offensive snaps
- Voted to the **Pro Bowl** for the first time in 2014, becoming the first Eagles center to gain such recognition since **Jim Ringo** was named to his 10th Pro Bowl following the 1967 campaign
- Was the recipient of the team's **Ed Block Courage Award** in 2013. The award honors those NFL players who exemplify commitment to the principles of sportsmanship and courage and is given by a vote of the team for efforts as well as individual performance. Also garnered *USA Today's* 2013 All-Joe team honors, which recognizes the NFL players whose work doesn't necessarily garner headlines, but is integral to their team's success
- In 2013, helped the Eagles set a team record with 6,676 total yards and a then-team record 442 points
- Was named to *Dallas Morning News* columnist Rick Gosselin's NFL All-Rookie team after starting all 16 games for an offense that set a team record in first downs (356) and a then-team record in total net yards (6,386)

CAREER STATISTICS					
			STARTS	OFF SNAPS	
Year	Team	GP/S	C	No	Pct
2011	Philadelphia	16/16	16	N/A	N/A
2012	Philadelphia	2/2	2	136	12%
2013	Philadelphia	16/16	16	1095	99%
2014	Philadelphia	12/12	12	828	70%
2015	Philadelphia	16/16	16	1156	100%
2016	Philadelphia	16/16	16	1133	100%
2017	Philadelphia	16/16	16	1079	95%
2018	Philadelphia	12/12	12	776	94%
Totals		**106/106**	**106**	**---**	**---**
PLAYOFFS					
2013	Philadelphia	1/1	1	58	100%
2017	Philadelphia	3/3	3	207	100%
Totals		**4/4**	**4**	**---**	**---**

CAREER HIGHLIGHTS (Continued)

- Became the first Eagles rookie offensive lineman to start all 16 games since **Doug Brzezineski** did so in 1999 and the first rookie in team history to start every game at center

COLLEGE HIGHLIGHTS

- Started his final 38 games at Cincinnati during a 47-game career – 26 at left guard and 12 at center
- Started 12 games at center in 2010, and was an All-American honorable mention and All-Big East Conference first-team selection by *The NFL Draft Report*, adding second-team All-Big East honors from the league's coaches
- As a junior in 2009, earned All-Big East Conference second-team honors while starting all 13 games at left guard
- In 2008, earned Sophomore All-American third-team and All-Big East Conference second-team honors from *The NFL Draft Report* in his first season as a starter
- In 2007, the former walk-on linebacker added more than 40 pounds to his frame during the offseason, shifting to the offensive line, where he competed in nine games as a reserve at center and both offensive guard positions
- Joined the team as a walk-on in 2006, earning Scout Team Defensive Player of the Year honors while lining up as a 240-pound linebacker

TRANSACTIONS

2011	Drafted by PHI in 6th round (191st overall) *Signed 4-year contract*
9/8/12	Placed on Injured Reserve (knee)
2/27/14	Signed by PHI to a 7-year contract through 2020

HUNGRY DOGS RUN FASTER

Dressed in Mummers regalia at the podium atop the steps of the Philadelphia Museum of Art, Kelce closed the Eagles' Parade of Champions with an emotional, powerful and memorable speech that solidified his unique place in Philadelphia folklore. Inspired by the "underdog" theme associated with the Eagles' playoff run, Kelce delivered an ode to his teammates and the resilient spirit of the city of Philadelphia.

"It was a very real moment for myself and I think that the fans and really everybody watching it picked up on that as well, that it was really coming from the heart. It wasn't some sort of show, even though it might have looked like it with the Mummer outfit and all the spectacle around it. It was something that came from a burning place down inside that had been engrained through a lot of hard work, a lot of failures, a lot of success throughout my entire career, and the same thing with the city and this entire organization."

FOOTBALL IS FAMILY

Kelce comes from a football lineage, as his younger brother, Travis, was a teammate at Cincinnati (2008-10) as a tight end and was drafted by Kansas City in 2013. His uncle, Don Blalock, played defensive tackle for Purdue (1976-77) and his grandfather, Don Blalock, played football at Ohio University.

BIRDSEED

Kelce is the son of Donna and Ed Kelce. Donna works in banking, while Ed is a sales rep in the steel business. He cites his dad as the biggest influence on his career.

Kelce graduated from Cincinnati with a bachelor's degree in marketing.

CB CRE'VON LEBLANC 34

5-10 | 190 3rd Year

DOB: July 25, 1994 (Age 24)

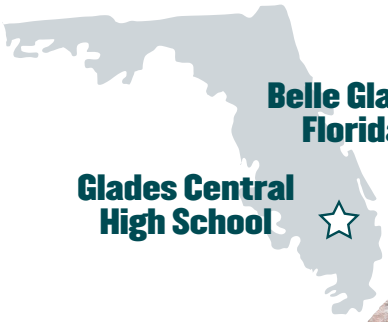

Belle Glade, Florida

Glades Central High School

Florida Atlantic

UDFA ('16) by New England

Acquired: W-Det-18

Cre'Von LeBlanc played his first two seasons in the NFL with the Chicago Bears, spent the first half of the 2018 season with the Detroit Lions and was claimed by the Eagles off waivers in Week 10. In his three-year pro career, LeBlanc has appeared in 31 games (10 starts) and has compiled 63 tackles, two INTs and 13 passes defensed. As a senior in 2015, LeBlanc was named a team captain and defensive MVP at Florida Atlantic University.

2016 INT LEADERS

2016 NFL ROOKIES

Briean Boddy-Calhoun (Cle.)	3
Artie Burns (Pit.)	3
Deion Jones (Atl.)	3
Cre'Von LeBlanc (Chi.)	2
4 Others Tied With	2

2016 UNDRAFTED ROOKIES

Briean Boddy-Calhoun (Cle.)	3
Cre'Von LeBlanc (Chi.)	2
3 Players Tied With	1

LeBlanc has returned the first interceptions of both his collegiate and pro careers for touchdowns. Logged a 24-yard TD as a rookie with Chicago in 2016 and returned his first college pick 76 yards for a score vs. UTSA.

CAREER HIGHLIGHTS

2018 - DETROIT LIONS & PHILADELPHIA EAGLES (7/1)

- Started his first game as an Eagle vs. Was. (12/3/18) and notched 5 tackles, including a TFL, and 1 PD

2016 - CHICAGO BEARS (13/9)

- Started nine games as a rookie and finished the season with 46 tackles, two INTs, 10 PDs and a TD. Also logged five punt returns for 43 yards (8.6 avg.)
- Logged the second pick of his career when he intercepted Vikings QB **Sam Bradford** in the end zone at Min. (1/1/17)
- Returned his first NFL interception for a TD when he picked off Lions QB **Matthew Stafford** at Det. (12/11/16). The 24-yard INT return gave Chicago a 17-13 lead in the fourth quarter

TRANSACTIONS

2016	Signed by NE as UDFA
9/3/16	Waived by NE
9/4/16	Claimed by CHI off waivers from NE
9/1/18	Waived by CHI
9/3/18	Signed by DET to practice squad
10/6/18	Signed by DET from practice squad to 53-man roster
11/3/18	Waived by DET
11/5/18	Claimed by PHI off waivers from DET

COLLEGE HIGHLIGHTS

- Earned second-team All-Conference USA honors and was named the Owls' defensive MVP after notching four INTs during his senior season (2015)
- Logged the first two INTs of his career as a junior in 2014. Returned the first pick of his career 76 yards for a TD against University of Texas at San Antonio

CB CRE'VON LEBLANC 34

CAREER STATISTICS

			TACKLES					PASS DEFENSE						FUMBLES			DEF SNAPS	
Year	**Team**	**GP/S**	**Total**	**Solo**	**Asst**	**TFL**	**Sacks**	**Int**	**Yds**	**Lg**	**TD**	**PD**	**QPH**	**FF**	**FR**	**Yds**	**No**	**Pct**
2016	Chicago	13/9	46	36	10	0	0.0	2	24	24t	1	10	0	0	0	0	695	65%
2017	Chicago	15/1	15	12	3	0	1.0	0	0	--	0	3	0	1	0	0	212	20%
2018	Detroit	3/0	2	2	0	0	0.0	0	0	--	0	0	0	0	0	0	29	6%
	Philadelphia	4/1	13	9	4	1	0.0	0	0	--	0	4	0	0	0	0	123	16%
	Totals	*7/1*	*15*	*11*	*4*	*1*	*0.0*	*0*	*0*	--	*0*	*4*	*0*	*0*	*0*	*0*	---	---
Totals		**35/11**	**76**	**59**	**17**	**1**	**1.0**	**2**	**24**	**24t**	**1**	**17**	**0**	**1**	**0**	**0**	**---**	**---**

ADDITIONAL STATISTICS

Special Teams Tackles: 3 - *2018 (1); 2017 (2)* **Punt Returns:** *5-43 - 2016 (5-43)*

CAREER HIGHS

Tackles	7	11/26/17 at Phi.
Sacks	1.0	11/12/17 vs. GB
INTs	1	2x, last: 1/1/17 at Min.
PDs	3	2x, last: 12/11/16
FFs	1	11/26/17 at Phi.
FRs	--	---

2018 GAME-BY-GAME STATISTICS (DET & PHI)

Date	**Opp**		**GP/S**	**Tot**	**Solo**	**Sk**	**Int**	**PD**	**FF**	**FR**	**Snaps**	**Pct**
SIGNED BY LIONS FROM PRACTICE SQUAD (10/6/18)												
Oct 7	GB	W	1/0	1	1	0.0	0	0	0	0	26	32%
Oct 21	at Mia	W	1/0	0	0	0.0	0	0	0	0	0	0%
Oct 28	Sea	L	1/0	1	1	0.0	0	0	0	0	3	5%
WAIVED BY LIONS (11/3/18); CLAIMED BY EAGLES (11/5/18)												
Nov 11	Dal	L	1/0	0	0	0.0	0	0	0	0	0	0%
Nov 18	at NO	L	1/0	4	2	0.0	0	1	0	0	44	63%
Nov 25	NYG	W	1/0	4	2	0.0	0	2	0	0	45	73%
Dec 3	Was	W	1/1	5	5	0.0	0	1	0	0	34	76%
Dec 9	at Dal											
Dec 16	at LAR											
Dec 23	Hou											
Dec 30	at Was											
Totals			**7/1**	**15**	**11**	**0.0**	**0**	**4**	**0**	**0**	**---**	**--**

DE CHRIS LONG 56

6-3 | 270 11th Year

DOB: March 28, 1985 (Age 33)

Charlottesville, Virginia

St. Anne's-Belfield School

Virginia
D1-08 (2nd overall)
by St. Louis
Acquired: FA-NE-17

2017 2016

Chris Long is one of four players in NFL history to win back-to-back **Super Bowls** with different teams, doing so with the Patriots in 2016 and the Eagles in 2017. In his first year with Philadelphia, Long led the team with a career-high 4 FFs. He also tied for the team lead with 13 QB pressures and hits during the playoffs.

FORCED FUMBLES

NFL PLAYERS IN 2017

6	Yannick Ngakoue (Jax.)
5	Lavonte David (TB)
5	Aaron Donald (LAR)
4	Chris Long (Phi.)
4	*Several players tied*

EAGLES PLAYERS IN 2017

4	Chris Long
2	Brandon Graham
1	*Several players tied*

MOST SACKS

EAGLES PLAYERS IN 2017

9.5	Brandon Graham
5.5	Fletcher Cox
5.0	Chris Long
5.0	Derek Barnett
3.0	Vinny Curry

MOST STRIP-SACKS

NFL PLAYERS IN 2017

Yannick Ngakoue (Jax.)	6.0
Chris Long (Phi.)	4.0
Four players tied with	4.0

CAREER HIGHLIGHTS

- Is one of just four players in NFL history to win back-to-back **Super Bowls** with different teams (2016-17, NE & Phi.), joining **LeGarrette Blount** (2016-17, NE & Phi.), **Deion Sanders** (1993-94, SF & Dal.) and **Ken Norton Jr.** (1992-93, Dal. & SF) (*according to NFL research*)

2018 - PHILADELPHIA EAGLES (12/0)

- Through Week 12, ranks 2nd on the Eagles defense in sacks (4.5) and 3rd in combined QB pressures and hits (26)
- Logged a key third-down, 10-yard sack of Giants QB **Eli Manning** in the 4th quarter vs. NYG (11/25/18). The sack forced a punt and lead to an Eagles TD drive that gave Philadelphia its first lead of the game
- Registered his first multi-sack game as an Eagle when he sacked QB **Blake Bortles** twice at Jax. (10/28/18)
- Recorded a strip-sack of Falcons QB **Matt Ryan** vs. Atl. (9/6/18)

2017 - PHILADELPHIA EAGLES (16/1, 3/0)

- Tied for the team lead with 13 QB pressures and hits during the **Super Bowl LII**-winning postseason run

CAREER STATISTICS

			TACKLES					PASS DEFENSE						FUMBLES			DEF SNAPS	
Year	**Team**	**GP/S**	**Total**	**Solo**	**Asst**	**TFL**	**Sacks**	**Int**	**Yds**	**Lg**	**TD**	**PD**	**QPH**	**FF**	**FR**	**Yds**	**No**	**Pct**
2008	St. Louis	16/16	61	40	21	10	4.0	0	0	--	0	0	12	0	1	2	N/A	N/A
2009	St. Louis	16/4	56	36	20	7	5.0	0	0	--	0	1	12	1	0	0	N/A	N/A
2010	St. Louis	16/16	35	22	13	8	8.5	0	0	--	0	2	20	3	1	0	N/A	N/A
2011	St. Louis	16/16	46	30	16	15	13.0	0	0	--	0	2	21	1	0	0	N/A	N/A
2012	St. Louis	16/16	56	35	21	15	11.5	0	0	--	0	1	19	0	0	0	877	82%
2013	St. Louis	16/16	59	35	24	13	8.5	0	0	--	0	3	12	2	2	45	839	79%
2014	St. Louis	6/6	21	11	10	3	1.0	0	0	--	0	0	1	0	1	0	232	22%
2015	St. Louis	12/5	29	18	11	2	3.0	0	0	--	0	0	5	1	0	0	484	42%
2016	New England	16/7	35	22	13	7	4.0	0	0	--	0	3	10	1	1	0	677	65%
2017	Philadelphia	16/1	32	23	9	3	5.0	0	0	--	0	0	38	4	0	0	495	48%
2018	Philadelphia	12/0	23	15	8	4	4.5	0	0	--	0	0	26	1	0	0	432	57%
Totals		**158/103**	**453**	**287**	**166**	**85**	**68.0**	**0**	**0**	**--**	**0**	**12**	**176**	**14**	**6**	**47**	**---**	**---**
PLAYOFFS																		
2016	New England	3/0	1	1	0	0	0.0	0	0	--	0	0	1	0	0	0	62	33%
2017	Philadelphia	3/0	5	4	0	0	0.0	0	0	--	0	0	13	0	1	0	92	45%
Totals		**6/0**	**6**	**5**	**0**	**0**	**0.0**	**0**	**0**	**--**	**0**	**0**	**14**	**0**	**1**	**0**	**---**	**---**

ADDITIONAL STATISTICS

Fumble Recovery TD: 11/10/13 vs. Indianapolis (45 yards)

CAREER HIGHS

Tackles	8	3x, last: 9/15/13 at Atl.
Sacks	3.0	3x, last: 10/28/13 vs. Sea.
PDs	1	12x, last: 1/1/17 at Mia.
FFs	1	14x, last: 9/6/18 vs. Atl.
FRs	1	7x, last: 1/21/18 vs. Min. (Conf.)

CAREER HIGHLIGHTS (Continued)

- Registered 8 QB pressures and hits in the NFC Championship vs. Min. (1/21/18), one of which forced a **Case Keenum** INT that was returned 50 yards for a TD by **Patrick Robinson**. The pick-6 tied the score at 7-7 and sparked an Eagles run of 38 unanswered points. Also recovered a red zone fumble in the second quarter
- Registered a team-leading, career-high 4 FFs and tied for 2nd in the NFL with 4.0 strip-sacks in the regular season, trailing only **Yannick Ngakoue** (6.0). Also finished 2nd on the defense with 38 QB pressures
- Posted a strip-sack and a career-high 8 QB pressures and hits of Raiders QB **Derek Carr** vs. Oak. (12/25/17)
- Made a game-defining play in the fourth quarter at LAR (12/10/17) when he strip-sacked Rams QB **Jared Goff** deep in Rams' territory (recovered by **Rodney McLeod**). The turnover set up a game-winning FG by **Jake Elliott**
- Sacked Broncos QB **Brock Osweiler** in the third quarter vs. Den. (11/5/17) and jarred the ball loose

2018 GAME-BY-GAME STATISTICS (PHI)

Date	Opp		GP/S	Tot	Solo	Sk	Int	PD	FF	FR	Snaps	Pct
Sep 6	Atl	W	1/0	4	1	1.0	0	0	1	0	39	56%
Sep 16	at TB	L	1/0	2	2	0.0	0	0	0	0	25	43%
Sep 23	Ind	W	1/0	1	1	0.0	0	0	0	0	36	61%
Sep 30	at Ten	L	1/0	0	0	0.0	0	0	0	0	29	41%
Oct 7	Min	L	1/0	2	2	0.0	0	0	0	0	29	47%
Oct 11	at NYG	W	1/0	1	0	0.0	0	0	0	0	47	72%
Oct 21	Car	L	1/0	1	1	0.0	0	0	0	0	29	49%
Oct 28	at Jax	W	1/0	2	2	2.0	0	0	0	0	40	63%
Nov 11	Dal	L	1/0	4	2	0.5	0	0	0	0	46	67%
Nov 18	at NO	L	1/0	5	3	0.0	0	0	0	0	39	56%
Nov 25	NYG	W	1/0	1	1	1.0	0	0	0	0	40	65%
Dec 3	Was	W	1/0			0.0	0		0	0	33	73%
Dec 9	at Dal											
Dec 16	at LAR											
Dec 23	Hou											
Dec 30	at Was											
Totals			**12/0**	**23**	**15**	**4.5**	**0**	**0**	**1**	**0**	**432**	**57%**

2017 GAME-BY-GAME STATISTICS (PHI)

Date	Opp		GP/S	Tot	Solo	Sk	Int	PD	FF	FR	Snaps	Pct
Sep 10	at Was	W	1/0	2	1	0.0	0	0	0	0	26	41%
Sep 17	at KC	L	1/0	1	1	1.0	0	0	0	0	20	38%
Sep 24	NYG	W	1/0	0	0	0.0	0	0	0	0	27	39%
Oct 1	at LAC	W	1/0	1	1	1.0	0	0	1	0	21	37%
Oct 8	Ari	W	1/0	1	1	0.0	0	0	0	0	29	48%
Oct 12	at Car	W	1/0	2	1	0.0	0	0	0	0	41	50%
Oct 23	Was	W	1/0	2	2	0.0	0	0	0	0	38	59%
Oct 29	SF	W	1/0	1	0	0.0	0	0	0	0	33	50%
Nov 5	Den	W	1/0	3	2	1.0	0	0	1	0	35	55%
Nov 19	at Dal	W	1/0	4	3	0.0	0	0	0	0	31	49%
Nov 26	Chi	W	1/0	1	1	0.0	0	0	0	0	27	49%
Dec 3	at Sea	L	1/0	2	1	0.0	0	0	0	0	26	42%
Dec 10	at LAR	W	1/0	2	2	1.0	0	0	1	0	18	43%
Dec 17	at NYG	W	1/0	0	0	0.0	0	0	0	0	39	44%
Dec 25	Oak	W	1/0	3	2	1.0	0	0	1	0	42	61%
Dec 31	Dal	L	1/1	6	5	0.0	0	0	0	0	42	62%
Totals			**16/1**	**32**	**23**	**5.0**	**0**	**0**	**4**	**0**	**495**	**48%**
PLAYOFFS												
Jan 13	Atl	W	1/0	1	1	0.0	0	0	0	0	20	32%
Jan 21	Min	W	1/0	2	2	0.0	0	0	0	1	31	46%
Feb 4	at NE	W	1/0	2	1	0.0	0	0	0	0	41	54%
Totals			**3/0**	**5**	**4**	**0.0**	**0**	**0**	**0**	**1**	**92**	**45%**

2016 GAME-BY-GAME STATISTICS (NE)

Date	Opp		GP/S	Tot	Solo	Sk	Int	PD	FF	FR	Snaps	Pct
Sep 11	at Ari	W	1/1	3	3	1.0	0	0	0	0	39	64%
Sep 18	Mia	W	1/1	2	2	0.0	0	1	0	1	45	70%
Sep 22	Hou	W	1/1	2	0	0.0	0	1	0	0	55	78%
Oct 2	Buf	L	1/1	4	2	0.0	0	0	0	0	60	77%
Oct 9	at Cle	W	1/0	1	0	0.0	0	0	0	0	47	75%
Oct 16	Cin	W	1/1	3	1	0.0	0	0	0	0	41	60%
Oct 23	at Pit	W	1/1	2	1	0.0	0	0	0	0	50	69%
Oct 30	at Buf	W	1/1	4	4	0.0	0	0	0	0	53	69%
Nov 13	Sea	L	1/0	0	0	0.0	0	0	0	0	37	53%
Nov 20	at SF	W	1/0	3	1	0.0	0	0	0	0	45	71%
Nov 27	at NYJ	W	1/0	1	1	1.0	0	0	1	0	30	53%
Dec 4	LAR	W	1/0	1	1	1.0	0	0	0	0	30	59%
Dec 12	Bal	W	1/0	4	2	0.0	0	0	0	0	46	66%
Dec 18	at Den	W	1/0	2	2	0.0	0	0	0	0	33	53%
Dec 24	NYJ	W	1/0	2	1	1.0	0	0	0	0	31	55%
Jan 1	at Mia	W	1/0	1	1	0.0	0	1	0	0	35	59%
Totals			**16/7**	**35**	**22**	**4.0**	**0**	**3**	**1**	**1**	**677**	**65%**
PLAYOFFS												
Jan 14	Hou	W	1/0	0	0	0.0	0	0	0	0	27	39%
Jan 22	Pit	W	1/0	1	1	0.0	0	0	0	0	20	29%
Feb 5	Atl	W	1/0	0	0	0.0	0	0	0	0	15	31%
Totals			**3/0**	**1**	**1**	**0.0**	**0**	**0**	**0**	**0**	**62**	**33%**

MULTI-SACK GAMES (9)

Date	Opponent	Sacks
10/28/13	vs. Seattle Seahawks (L, 9-14)	3.0
12/30/12	at Seattle Seahawks (L, 13-20)	3.0
10/30/11	vs. New Orleans Saints (W, 31-21)	3.0
10/28/18	at Jacksonville Jaguars (W, 24-18)	2.0
11/18/12	vs. New York Jets (L, 13-27)	2.0
9/23/12	at Chicago Bears (L, 6-23)	2.0
12/4/11	at San Francisco 49ers (L, 0-26)	2.0
10/17/10	vs. San Diego Chargers (W, 20-17)	2.0
10/26/08	at New England Patriots (L, 16-23)	2.0

CAREER HIGHLIGHTS (Continued)

- Strip-sacked Chargers QB **Philip Rivers** in Eagles territory (recovered by **Derek Barnett**) on the game's opening possession at LAC (10/1/17)
- Recorded his first sack as an Eagle at KC (9/17/17) when he dropped Chiefs QB **Alex Smith** for a 5-yard loss on third down in the third quarter

2016 - NEW ENGLAND PATRIOTS (16/7, 3/0)

- Helped the Patriots win **Super Bowl LI** after making his first-career postseason appearance. Played 677 snaps (65%) in 16 regular-season games (7 starts) and recorded 4.0 sacks, 3 PDs, 1 FF and 1 FR

2015 - ST. LOUIS RAMS (12/5)

- Produced 29 tackles (18 solo), including 2 TFL, 3.0 sacks and 1 FF in 12 games (5 starts)

2014 - ST. LOUIS RAMS (6/6)

- Totaled 21 tackles (11 solo), including 3 TFL, 1.0 sack and 1 FR in 6 games (all starts). Spent 10 weeks on the Injured Reserve - Designated to Return List with an ankle injury

2015 GAME-BY-GAME STATISTICS (STL)												
Date	Opp		GP/S	Tot	Solo	Sk	Int	PD	FF	FR	Snaps	Pct
Sep 13	Sea	W	1/1	5	3	0.0	0	0	0	0	53	65%
Sep 20	at Was	L	1/1	5	3	1.0	0	0	0	0	50	69%
Sep 27	Pit	L	1/1	0	0	0.0	0	0	0	0	45	71%
Oct 4	at Ari	W	1/1	2	1	1.0	0	0	0	0	51	69%
Oct 11	at GB	L	1/1	1	0	0.0	0	0	0	0	15	24%
Oct 25	Cle	W	0/0	INACTIVE (KNEE)								
Nov 1	SF	W	0/0	INACTIVE (KNEE)								
Nov 8	at Min	L	0/0	INACTIVE (KNEE)								
Nov 15	Chi	L	0/0	INACTIVE (KNEE)								
Nov 22	at Bal	L	1/0	1	0	0.0	0	0	0	0	35	46%
Nov 29	at Cin	L	1/0	5	3	0.0	0	0	0	0	33	56%
Dec 6	Ari	L	1/0	3	2	0.0	0	0	0	0	48	57%
Dec 13	Det	W	1/0	1	1	0.0	0	0	0	0	40	56%
Dec 17	TB	W	1/0	1	1	0.0	0	0	0	0	39	48%
Dec 27	at Sea	W	1/0	2	2	0.0	0	0	1	0	41	56%
Jan 3	at SF	L	1/0	3	2	1.0	0	0	0	0	34	42%
Totals			**12/5**	**29**	**18**	**3.0**	**0**	**0**	**1**	**0**	**484**	**42%**

2014 GAME-BY-GAME STATISTICS (STL)												
Date	Opp		GP/S	Tot	Solo	Sk	Int	PD	FF	FR	Snaps	Pct
Sep 7	Min	L	1/1	4	0	0.0	0	0	0	0	28	48%
Sep 14	at TB	W	0/0	IR - DESIGNATED TO RETURN (ANKLE)								
Sep 21	Dal	L	0/0	IR - DESIGNATED TO RETURN (ANKLE)								
Oct 5	at Phi	L	0/0	IR - DESIGNATED TO RETURN (ANKLE)								
Oct 13	SF	L	0/0	IR - DESIGNATED TO RETURN (ANKLE)								
Oct 19	Sea	W	0/0	IR - DESIGNATED TO RETURN (ANKLE)								
Oct 26	at KC	L	0/0	IR - DESIGNATED TO RETURN (ANKLE)								
Nov 2	at SF	W	0/0	IR - DESIGNATED TO RETURN (ANKLE)								
Nov 9	at Ari	L	0/0	IR - DESIGNATED TO RETURN (ANKLE)								
Nov 16	Den	W	0/0	IR - DESIGNATED TO RETURN (ANKLE)								
Nov 23	at SD	L	0/0	IR - DESIGNATED TO RETURN (ANKLE)								
Nov 30	Oak	W	1/1	7	6	1.0	0	0	0	1	38	49%
Dec 7	at Was	W	1/1	3	2	0.0	0	0	0	0	30	54%
Dec 11	Ari	L	1/1	4	2	0.0	0	0	0	0	48	71%
Dec 21	NYG	L	1/1	1	1	0.0	0	0	0	0	45	63%
Dec 28	at Sea	L	1/1	2	0	0.0	0	0	0	0	43	69%
Totals			**6/6**	**21**	**11**	**1.0**	**0**	**0**	**0**	**1**	**232**	**22%**

CHRIS LONG FOUNDATION

In 2015, the **Chris Long Foundation** was launched to raise money for **Waterboys**, an initiative dedicated to building wells for communities in East Africa.

Long was named the NFLPA Community MVP for Week 2 of the 2017 season for "his ongoing efforts to enhance the lives of others through programs focused on youth, clean water, military appreciation and homelessness."

Early in the 2017 season, The Chris Long Foundation, in partnership with Boys & Girls Clubs of Central Virginia and St. Anne's-Belfield School, announced that Long donated his first six game checks of the season to fund two seven-year scholarships in his hometown of Charlottesville, VA.

Later in the year, Long announced that he would donate the remainder of his game checks (10) to organizations supporting educational equity and opportunity in St. Louis, Boston and Philadelphia. Through the **Pledge 10 for Tomorrow** campaign, fans and businesses were encouraged to make their own pledge to one of the three cities. The effort raised over $1.3 million, in addition to the $50,000 that Long donated to College Bound and The Little Bit Foundation, which are located in the St. Louis area (regional winner).

For more information on the Chris Long Foundation visit: **chrislongfoundation.org**. For more information on Waterboys visit: **waterboys.org**.

CAREER HIGHLIGHTS (Continued)

2013 - ST. LOUIS RAMS (16/16)

- Recovered a fumble of Colts QB **Andrew Luck** forced by **Robert Quinn** and returned it 45 yards for his first career TD at Ind. (11/10/13). Also tallied 4 tackles and 1.0 sack
- Posted a career-high-tying 3.0 sacks (third such game of his career) of Seahawks QB **Russell Wilson** vs. Sea. (10/28/13) while adding 5 tackles, including 4 TFL

2012 - ST. LOUIS RAMS (16/16)

- Led the Rams in sacks for the second straight season with 11.5 QB takedowns. Tied for the 9th-most sacks in the NFL, trailing only **J.J. Watt** (20.5), **Aldon Smith** (19.5), **Von Miller** (18.5), **Cameron Wake** (15.0), **Clay Matthews** (13.0), **Geno Atkins** (12.5), **Charles Johnson** (12.5) and **Jared Allen** (12.0). Added 56 tackles (35 solo), 15.0 TFL and 1 PD
- Notched his second-career 3.0-sack game when he took down Seahawks QB **Russell Wilson** a career-high-tying three times vs. Sea. (12/30/12)
- Registered 3.0 TFL and 2.0 sacks of Jets QB **Mark Sanchez** vs. NYJ (11/18/12)
- Totaled 2.0 sacks of Bears QB **Jay Cutler** at Chi. (9/23/12)

2011 - ST. LOUIS RAMS (16/16)

- Started all 16 games and posted a career-high 13.0 sacks, ranking 7th in the NFL behind **Jared Allen** (22.0), **DeMarcus Ware** (19.5), **Jason Babin** (18.0), **Jason Pierre-Paul** (16.5), **Aldon Smith** (14.0) and **Terrell Suggs** (14.0)
- Collected a pair of sacks against 49ers QB **Alex Smith** at SF (12/4/11). Finished with 5 tackles (4 solo)

LS RICK LOVATO 45

6-2 | 249 2nd Year

DOB: Sept. 9, 1992 (Age 26)

Middletown, New Jersey

Middletown South High School

Old Dominion
UDFA ('15) by Chicago
Acquired: FA-16

2017

Rick Lovato was signed by the Eagles in Week 15 of 2016 and took over as the team's long snapper in 2017, when kicker **Jake Elliott** enjoyed a record-breaking rookie campaign. The New Jersey native played collegiately at Old Dominion, where he snapped in 50 career games and was an FCS All-America selection.

CAREER HIGHLIGHTS

- Snapped for the **Super Bowl LII**-winning Eagles in his first full season in 2017
- Helped rookie **Jake Elliott** set franchise records in 50+ yard FGs (5) and longest FG (61 yards in Week 3 vs. NYG)

COLLEGE HIGHLIGHTS

- Served as Old Dominion's long snapper in all 50 games during his four-year career
- Earned FCS All-America honors as a sophomore in 2012

TRANSACTIONS

2015	Signed by CHI as UDFA
8/31/15	Waived by CHI
12/22/15	Signed by GB
9/3/16	Waived by GB
11/19/16	Signed by WAS
11/29/16	Waived by WAS
12/12/16	Signed by PHI

BIRDSEED

Lovato began long-snapping as a freshman at Middletown South (NJ) High School, where he also played center and defensive line. Following his senior year, Lovato was named third-team all-Monmouth County and was an all-conference selection.

THREE STEP DROP

First job: **Worked at his dad's sub shop**

Hobbies: **Playing guitar and skateboarding**

Surprisingly good at: **"Flexibility. I'm probably the most flexible person on the team."**

Favorite athlete growing up: **Derek Jeter**

Moment left star struck: **"When I first met Aaron Rodgers when I was with Green Bay."**

Favorite movie: ***Fast and Furious***

Favorite TV show: ***The Office***

CAREER SERVICE			
			ST
Year	**Team**	**GP**	**T**
2015	Green Bay	2	0
2016	Washington	2	0
	Philadelphia	3	0
	Totals	*5*	*0*
2017	Philadelphia	16	4
2018	Philadelphia	12	3
Totals		**35**	**7**
PLAYOFFS			
2015	Green Bay	2	0
2017	Philadelphia	3	0
Totals		**5**	**0**

CB AVONTE MADDOX 29

5-9 | 184 Rookie

DOB: March 31, 1996 (Age 22)

Pittsburgh
D4a-18 (125th overall) by Philadelphia

Originally selected by the Eagles in the 4th round (125th overall) of the 2018 NFL Draft, **Avonte Maddox** (pronounced uh-VON-tay) was one of the top defensive backs in the ACC during his time at the University of Pittsburgh. In 46 career games, Maddox produced 183 tackles (136 solo), 42 PDs, 8 INTs (including 2 TDs), 7.0 sacks, 3 FFs and 1 FR.

MOST INTERCEPTIONS

ACC PLAYERS (2015-17)

T. Washington (UL)	10
Greg Stroman (VT)	9
C. Tankersley (Clem)	9
Chucky Williams (UL)	9
Avonte Maddox (Pitt)	8
Lukas Denis (BC)	8
T. McFadden (FSU)	8

PITTSBURGH PANTHERS (2015-17)

Avonte Maddox	8
Dane Jackson	3
Terrish Webb	3
Jordan Whitehead	3
Saleem Brightwell	2
Matt Galambos	2
Ryan Lewis	2

MOST SACKS

ACC DEFENSIVE BACKS IN 2017

4.0	Avonte Maddox (Pitt)
3.0	C.J. Avery (Louisville)
3.0	Shawn Boone (NC State)
2.0	Amari Carter (Miami)
2.0	Terrell Edmunds (Va. Tech)
2.0	Mook Reynolds (Va. Tech)
2.0	M.J. Stewart (UNC)

THREE STEP DROP

Hobbies: Bowling and playing video games

Surprisingly good at: Playing the piano

Favorite movie: *All About the Benjamins*

Favorite TV show: *The Flash*

Favorite music: R&B and hip-hop

Favorite meal: Crab legs and shrimp

If he could play another sport, what position/team: Shortstop, Detroit Tigers

CAREER HIGHLIGHTS

2018 - PHILADELPHIA EAGLES (10/6)

- Ranks 2nd on the team with 5 special teams tackles
- Forced a fumble of Jaguars WR **Keelan Cole** in the 2nd quarter at Jax. (10/28/18) which was recovered by **Malcolm Jenkins**. Became the 1st Eagles rookie DB to force a fumble since **Brandon Boykin** on 12/23/12 (vs. Was.)
- Made his 1st-career start and played every defensive snap vs. Min. (10/7/18)
- Picked off **Marcus Mariota** for his 1st-career INT at Ten. (9/30/18). The takeaway set up a 27-yard FG to give the Eagles a 10-3 halftime lead

CB AVONTE MADDOX 29

CAREER STATISTICS																		
			TACKLES					PASS DEFENSE						FUMBLES			DEF SNAPS	
Year	Team	GP/S	Total	Solo	Asst	TFL	Sacks	Int	Yds	Lg	TD	PD	QPH	FF	FR	Yds	No	Pct
2018	Philadelphia	10/6	36	29	7	1	0.0	1	23	23	0	2	0	1	0	0	354	47%
Totals		**10/6**	**36**	**29**	**7**	**1**	**0.0**	**1**	**23**	**23**	**0**	**2**	**0**	**1**	**0**	**0**	**---**	**---**

ADDITIONAL STATISTICS

Special Teams Tackles: 5 - *2018 (5)*

CAREER HIGHS		
Tackles	7	2x, last: 11/11/18 vs. Dal.
Sacks	--	---
INTs	1	9/30/18 at Ten.
PDs	1	9/30/18 at Ten.
FFs	1	10/28/18 at Jax.
FRs	--	---

COLLEGE HIGHLIGHTS

- One of the top defensive backs in the Atlantic Coast Conference (ACC) during his time at Pitt. In 46 career games, produced 183 tackles (136 solo), 42 PDs, 8 INTs (including 2 TDs), 7.0 sacks, 3 FFs and 1 FR

COLLEGE HIGHLIGHTS (Continued)

- From 2015-17, his 8 career INTs led the Panthers and tied for 5th in the ACC
- As a senior in 2017, posted a team-high 11 PDs and 2 INTs. Also ranked 2nd in the ACC with a team-leading 3 FFs and led all ACC defensive backs with a career-high 4.0 sacks
- Following his senior season, earned All-ACC honors from the league's coaches and *Associated Press*. Also named the Eastern College Athletic Conference (ECAC) Defensive Player of the Year
- Led the Panthers with 3 INTs and 11 PDs (tied) for the second straight season as a junior in 2016. Closed out the Panthers' win over Marshall with a 33-yard INT-TD (10/1/16)
- Received All-ACC recognition after leading Pitt with 3 INTs and 15 PDs as a sophomore in 2015. Blocked an extra-point attempt in the Military Bowl (12/28/15). Had a career-high 4 PDs and 30-yard INT-TD vs. Louisville (11/21/15). Returned a kickoff 89 yards for a TD vs. Youngstown State (9/5/15)

2018 GAME-BY-GAME STATISTICS (PHI)												
Date	Opp		GP/S	Tot	Solo	Sk	Int	PD	FF	FR	Snaps	Pct
Sep 6	Atl	W	1/0	0	0	0.0	0	0	0	0	0	0%
Sep 16	at TB	L	1/0	0	0	0.0	0	0	0	0	0	0%
Sep 23	Ind	W	1/0	0	0	0.0	0	0	0	0	0	0%
Sep 30	at Ten	L	1/0	3	2	0.0	1	1	0	0	20	28%
Oct 7	Min	L	1/1	7	6	0.0	0	0	0	0	62	100%
Oct 11	at NYG	W	1/1	6	6	0.0	0	0	0	0	65	100%
Oct 21	Car	L	1/1	5	5	0.0	0	0	0	0	58	98%
Oct 28	at Jax	W	1/1	6	4	0.0	0	0	1	0	64	100%
Nov 11	Dal	L	1/1	7	4	0.0	0	0	0	0	68	99%
Nov 18	at NO	L	1/1	2	2	0.0	0	1	0	0	17	24%
Nov 25	NYG	W	0/0	INACTIVE (ANKLE, KNEE)								
Dec 3	Was	W	0/0	INACTIVE (ANKLE, KNEE)								
Dec 9	at Dal											
Dec 16	at LAR											
Dec 23	Hou											
Dec 30	at Was											
Totals			**10/6**	**36**	**29**	**0.0**	**1**	**2**	**1**	**0**	**354**	**47%**

TRANSACTIONS

2018 Drafted by PHI in 4th round (125th overall)
Signed 4-year contract

BIRDSEED

One of the top athletes in the state of Michigan, Maddox played only two years of football at Martin Luther King (Detroit) High School as a slot receiver, running back, defensive back and kick returner. He also played baseball and basketball. Maddox is the son of Michael and Melanie Jackson and has two brothers and one sister. Maddox majored in communication at Pitt.

@2live_AM @2live_am

T JORDAN MAILATA 68

6-8 | 346 Rookie

DOB: March 31, 1997 (Age 21)

D7-18 (233rd overall)
by Philadelphia



A former professional rugby player and an Australian native of Samoan heritage, **Jordan Mailata** (pronounced my-LOT-uh) was originally selected by Philadelphia in the 7th round (233rd overall) of the 2018 NFL Draft, despite having no prior football experience. In 2017, Mailata, who was a front rower for the National Rugby League's South Sydney Rabbitohs, entered the NFL's International Pathway program and also trained at IMG Academy in Florida.

The 6-8, 346 pound offensive tackle is currently the youngest player on the Eagles roster.

THREE STEP DROP

First job: McDonald's

Hobbies: Playing guitar

Desired talent: Swimming

If he could play another sport: Horse jockey

Player he models his game after: Jason Peters

Favorite athlete growing up: Usain Bolt

Moment left star struck: Getting drafted

Favorite sports moment: Winning the Rugby Grand Final when he was 14 years old

Favorite quote: "You think darkness is your ally? I was born in it, molded by it." - Bane, *The Dark Knight Rises*

Favorite movies: *The Lord of the Rings* trilogy and *Star Wars* movies

Favorite TV show: *The Walking Dead*

Favorite music: Everything

BIRDSEED

Mailata's size was no longer compatible for playing rugby, as he was asked to drop 50 pounds from his 310-pound playing weight. That goal quickly became unrealistic given his 10-percent body fat.

Mailata played rugby for the South Sydney Rabbitohs, a club owned by actor Russell Crowe.

Mailata, who was born Lafoga Jordan Mailata, is named after NBA legend Michael Jordan.

CAREER HIGHLIGHTS

- Originally selected by the Eagles as an offensive tackle in the 7th round (233rd overall) of the 2018 NFL Draft

TRANSACTIONS

2018 Drafted by PHI in 7th round (233rd overall)
Signed 4-year contract

CAREER STATISTICS

			OFF SNAPS	
Year	**Team**	**GP/S**	**No**	**Pct**
2018	Philadelphia	0/0	0	0%
Totals		**0/0**	**---**	**---**

S CHRIS MARAGOS 42

5-10 | 200 9th Year

DOB: Jan. 6, 1987 (Age 31)

Wisconsin
UDFA ('10) by
San Francisco
Acquired: FA-Sea-14

THREE STEP DROP

Biggest pet peeve:
Sitting in traffic

If he could play another sport, what position/team: Second baseman, Milwaukee Brewers

Favorite quote:
From his father - "Whatever your mind can conceive and believe, it can achieve."

Favorite TV show: *Shark Tank*

Favorite family tradition:
Going to every Wisconsin home football game as a kid

Three favorite throwback jerseys:
Michael Jordan, Chicago Bulls; Julius Erving, Philadelphia 76ers; Magic Johnson, Los Angeles Lakers

One of the top special teams players in the NFL, **Chris Maragos** joined the Eagles during the 2014 offseason and leads the team with 49 special teams tackles in that span. A two-time **Super Bowl** champion with Seattle in 2013 (XLVIII) and Philadelphia in 2017 (LII), Maragos has appeared in 99 career regular-season games after signing with the 49ers as an undrafted free agent in 2010.

SPECIAL TEAMS TACKLES

EAGLES PLAYERS SINCE 2014

Chris Maragos	49
Trey Burton	42
Najee Goode	34

BIRDSEED

Maragos took a long and arduous road to even reach the NFL. He made it despite not receiving any offers to play football coming out of high school or any sort of ranking on Rivals. He walked on at both Western Michigan and Wisconsin as a receiver and earned a scholarship offer for only his final season with the Badgers. Maragos joined the 49ers as a rookie free agent in 2010 with a signing bonus of $4,000 but became a special teams standout during a 3-year tenure with the Seahawks.

CAREER HIGHLIGHTS

- Has recorded 84 special teams tackles in 99 career regular-season games, including an Eagles-high 49 tackles from 2014-17
- Was a force on the NFL's top-ranked special teams units in 2014, leading the Eagles with 14 special teams tackles, while forcing a fumble, blocking a punt and scoring his first career TD after a blocked punt. Voted a **Pro Bowl** second alternate

CAREER STATISTICS																		
			TACKLES					PASS DEFENSE						FUMBLES			DEF SNAPS	
Year	Team	GP/S	Total	Solo	Asst	TFL	Sacks	Int	Yds	Lg	TD	PD	QPH	FF	FR	Yds	No	Pct
2010	San Francisco	3/0	0	0	0	0	0.0	0	0	--	0	0	0	0	0	0	N/A	N/A
2011	Seattle	11/0	1	1	0	0	0.0	0	0	--	0	0	0	0	0	0	N/A	N/A
2012	Seattle	16/0	3	2	1	0	0.0	0	0	--	0	0	1	0	0	0	32	3%
2013	Seattle	16/0	3	3	0	1	0.0	0	0	--	0	0	0	0	0	0	51	5%
2014	Philadelphia	16/0	0	0	0	0	0.0	0	0	--	0	0	0	0	0	0	15	1%
2015	Philadelphia	15/2	18	10	8	0	0.0	0	0	--	0	1	0	0	0	0	305	25%
2016	Philadelphia	16/0	0	0	0	0	0.0	0	0	--	0	0	0	0	0	0	1	0%
2017	Philadelphia	6/1	9	6	3	1	0.0	0	0	--	0	0	0	0	0	0	69	7%
Totals		**99/3**	**34**	**22**	**12**	**2**	**0.0**	**0**	**0**	**--**	**0**	**1**	**1**	**0**	**0**	**0**	**---**	**---**
PLAYOFFS																		
2012	Seattle	2/0	0	0	0	0	0.0	0	0	--	0	0	0	0	0	0	0	0%
2013	Seattle	3/0	0	0	0	0	0.0	0	0	--	0	0	0	0	0	0	1	1%
2017	Philadelphia	0/0	PLACED ON INJURED RESERVE (KNEE) ON 10/19/17															
Totals		**5/0**	**0**	**0**	**0**	**0**	**0.0**	**0**	**0**	**--**	**0**	**0**	**0**	**0**	**0**	**0**	**---**	**---**

ADDITIONAL STATISTICS

Special Teams Tackles: 84 - *2017 (6); 2016 (13); 2015 (16); 2014 (14); 2013 (10); 2012 (9); 2011 (11); 2010 (5)*

Postseason Special Teams Tackles: 3 - *2013 (2); 2012 (1)* **Special Teams FF:** 12/28/14 at N.Y. Giants **Special Teams FR:** 9/8/13 at Carolina

Blocked Punt Return TD: 10/5/14 vs. St. Louis (10 yards)

CAREER HIGHS		
Tackles	9	9/24/17 vs. NYG
Sacks	--	---
INTs	--	---
PDs	1	11/15/15 vs. Mia.

CAREER HIGHLIGHTS (Continued)

2017 - PHILADELPHIA EAGLES (6/1, 0/0)

- Made his third career start at safety in a win vs. NYG (9/24/17) where he played every snap on defense and recorded a career-high 9 tackles

2016 - PHILADELPHIA EAGLES (16/0)

- Registered a team-high 13 special teams tackles, marking the second time he led the Eagles in that category since joining the team in 2014

2015 - PHILADELPHIA EAGLES (15/2)

- Blocked a punt by **Ryan Allen** at NE (12/6/15) that was returned for a TD by **Najee Goode**

TopTier Wealth Management

In March 2018, Maragos joined teammate Jordan Hicks and former teammate Trey Burton to launch **TopTier Wealth Management**, a wealth management firm that aides professional athletes with their financial planning. TopTier provides players and outside investors with financial and investment plans and will oversee retirement plans and second-career help. Maragos, Hicks and Burton are owners in the firm and will serve as player liaisons, helping mentor young players who need comprehensive advice.

WR JORDAN MATTHEWS 80

6-3 | 215 5th Year

DOB: July 16, 1992 (Age 26)

Madison, Alabama

Madison Academy

Vanderbilt
D2-14 (42nd overall)
by Philadelphia
Acquired: FA-18

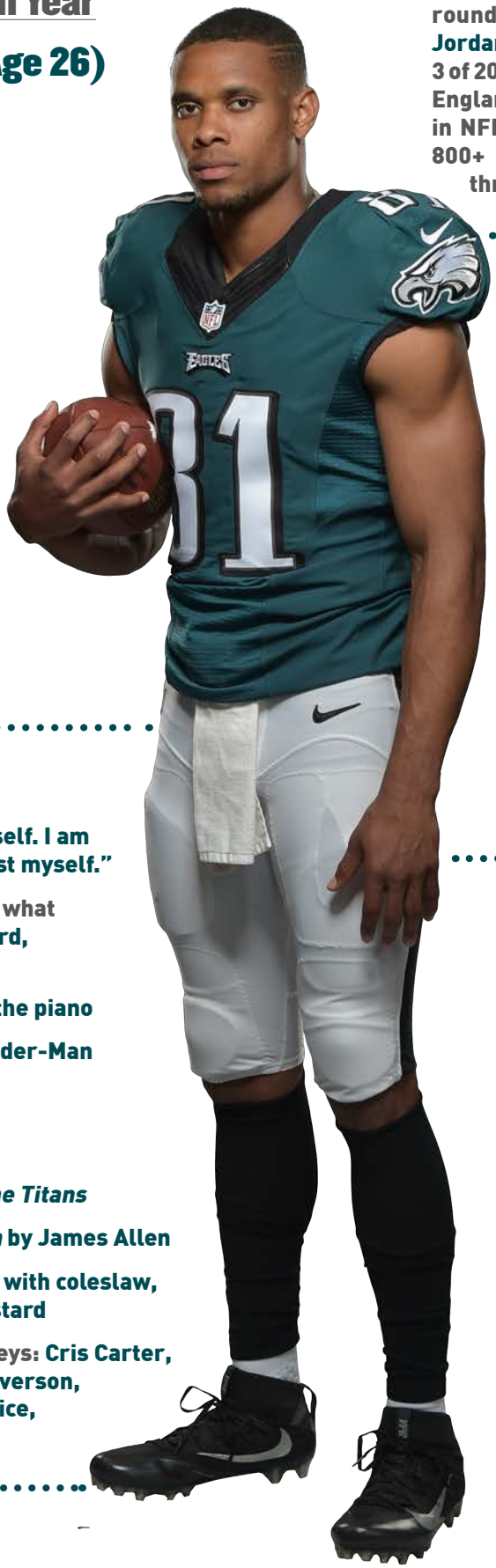

Originally selected by Philadelphia in the 2nd round (42nd overal) of the 2014 NFL Draft, **Jordan Matthews** rejoined the Eagles in Week 3 of 2018 following stints with Buffalo and New England. Matthews is one of just five players in NFL history to record 65+ receptions and 800+ receiving yards in each of their first three seasons.

65+ RECEPTIONS & 800+ RECEIVING YARDS

EACH OF FIRST THREE NFL SEASONS

JORDAN MATTHEWS (2014-16)

ODELL BECKHAM JR. (2014-16)



MIKE EVANS (2014-16)

A.J. GREEN (2011-13)

RANDY MOSS (1998-2000)

THREE STEP DROP

Best player he has faced: **"Myself. I am constantly competing against myself."**

If he could play another sport, what position/team: **Small forward, Philadelphia 76ers**

Desired talent: **Ability to play the piano**

If he could be a superhero: **Spider-Man**

Favorite athletes growing up: **Jerry Rice and Ray Allen**

Favorite movies: ***Gladiator* and *Remember the Titans***

Favorite book: ***A Man Thinketh* by James Allen**

Favorite meal: **Salmon burger with coleslaw, jalapenos, ketchup and mustard**

Three favorite throwback jerseys: **Cris Carter, Philadelphia Eagles; Allen Iverson, Philadelphia 76ers; Jerry Rice, San Francisco 49ers**

CAREER HIGHLIGHTS

- In 2016, joined **Odell Beckham Jr.** (2014-16), **Mike Evans** (2014-16), **A.J. Green** (2011-13) and **Randy Moss** (1998-2000) as the only players in NFL history with 65+ receptions and 800+ receiving yards in each of their first three seasons

2018 - PHILADELPHIA EAGLES (10/3)

- Caught a 4-yard TD that helped give the Eagles a 22-13 fourth-quarter lead in the 28-13 win vs. Was. (12/3/18)
- Paced the Eagles offense with season highs in receptions (4) and receiving yards (93) at Jax. (10/28/18)
- Capped a 97-yard drive with a 56-yard TD reception that gave the Eagles a 7-3 lead in the second quarter at Ten. (9/30/18). Marked the 2nd-longest TD catch of his career (78-yard TD on 12/20/15 vs. Arizona)

WR JORDAN MATTHEWS 80

CAREER STATISTICS									
			RECEIVING					OFF SNAPS	
Year	Team	GP/S	Rec	Yds	Avg	Lg	TD	No	Pct
2014	Philadelphia	16/10	67	872	13.0	44t	8	764	65%
2015	Philadelphia	16/12	85	997	11.7	78t	8	920	79%
2016	Philadelphia	14/13	73	804	11.0	54	3	844	74%
2017	Buffalo	10/7	25	282	11.3	47	1	508	48%
2018	Philadelphia	10/3	17	281	16.5	56t	2	277	34%
Totals		**66/46**	**267**	**3236**	**12.1**	**78t**	**22**	**---**	**---**

ADDITIONAL STATISTICS

Fumbles/Lost: 4/2 - *2017 (1/1); 2016 (1/0); 2015 (2/1)*

CAREER HIGHS		
Receptions	11	10/30/16 at Dal.
Receiving Yards	159	12/20/15 vs. Ari.
Receiving Long	78t	12/20/15 vs. Ari.
Receiving TDs	2	3x, last: 1/3/16 at NYG

2018 GAME-BY-GAME STATISTICS (PHI)										
				RECEIVING					SNAPS	
Date	Opp		GP/S	Rec	Yds	Avg	Lg	TD	No	Pct
SIGNED BY PHILADELPHIA (9/19/18)										
Sep 23	Ind	W	1/0	2	21	10.5	14	0	33	40%
Sep 30	at Ten	L	1/0	1	56	56.0	56t	1	47	60%
Oct 7	Min	L	1/1	1	4	4.0	4	0	22	37%
Oct 11	at NYG	W	1/0	2	26	13.0	16	0	26	37%
Oct 21	Car	L	1/0	0	0	---	--	0	29	43%
Oct 28	at Jax	W	1/1	4	93	23.3	36	0	34	55%
Nov 11	Dal	L	1/1	3	40	13.3	18	0	37	60%
Nov 18	at NO	L	1/0	3	37	12.3	19	0	14	27%
Nov 25	NYG	W	1/0	0	0	---	--	0	14	22%
Dec 3	Was	W	1/0	1	4	4.0	4	1	21	28%
Dec 9	at Dal									
Dec 16	at LAR									
Dec 23	Hou									
Dec 30	at Was									
Totals			**10/3**	**17**	**281**	**16.5**	**56t**	**2**	**277**	**34%**

CAREER HIGHLIGHTS (Continued)

2017 - BUFFALO BILLS (10/7)

- Finished his only season in Buffalo with 25 receptions for 282 yards and 1 TD

2016 - PHILADELPHIA EAGLES (14/13)

- Totaled a career-high 11 receptions at Dal. (10/30/16)
- Caught 7 passes for a season-high 114 yards and 1 TD in the season-opening victory vs. Cle. (9/11/16). Became the first Eagle since 1960 to produce 100+ receiving yards in back-to-back season openers (102 yards on 9/14/15 at Atl.)

2015 - PHILADELPHIA EAGLES (16/12)

- Led the team in receptions (85), receiving yards (997), receiving TDs (8) and 100+ yard games (4)
- Established a career-high 159 yards on 8 receptions vs. Ari. (12/20/15), including a career-long 78-yard TD
- Caught a game-winning 41-yard TD in the 33-27 overtime win at Dal. (11/8/15), becoming the first Eagle to record an overtime TD since **Clyde Simmons** scored on a blocked FG return on 11/20/88 at NYG

2014 - PHILADELPHIA EAGLES (16/10)

- Ranked 2nd on the team in receptions (67), receiving yards (872) and receiving TDs (8), trailing only **Jeremy Maclin** (85 receptions, 1,318 yards, 10 TDs) in each category
- Posted the 2nd-most receptions (81, **Keith Jackson** in 1988) and receiving yards (912, **DeSean Jackson** in 2008) ever by an Eagles rookie. Also tied for the 2nd-most receiving TDs (9, **Calvin Williams** in 1990) in franchise rookie history
- Became the fourth rookie in Eagles history to produce three 100+ yard receiving games, joining **Fred Barnett** (3 in 1990), **Charle Young** (4 in 1973) and **Don Looney** (3 in 1940)
- Recorded 138 yards and 2 TDs on 7 receptions in the 45-21 win vs. Car. (11/10/14). Became just the 2nd rookie in team history with 125+ yards and 2+ TDs in a single game, joining **Jeremy Maclin** (142 yards, 2 TDs on 10/11/09 vs. TB)

WR JORDAN MATTHEWS 80

2017 GAME-BY-GAME STATISTICS (BUF)

				RECEIVING					SNAPS	
Date	**Opp**		**GP/S**	**Rec**	**Yds**	**Avg**	**Lg**	**TD**	**No**	**Pct**
Sep 10	NYJ	W	1/1	2	61	30.5	47	0	67	87%
Sep 17	at Car	L	1/1	3	30	10.0	15	0	50	93%
Sep 24	Den	W	1/1	3	61	20.3	28	0	50	77%
Oct 1	at Atl	W	1/0	2	10	5.0	9t	1	39	65%
Oct 8	at Cin	L	0/0	INACTIVE (THUMB)						
Oct 22	TB	W	1/1	2	10	5.0	8	0	55	81%
Oct 29	Oak	W	1/1	3	21	7.0	9	0	48	70%
Nov 2	at NYJ	L	1/1	6	46	7.7	12	0	71	95%
Nov 12	NO	L	1/0	1	14	14.0	14	0	36	75%
Nov 19	at LAC	L	0/0	INACTIVE (KNEE)						
Nov 26	at KC	W	1/0	2	15	7.5	8	0	41	59%
Dec 3	NE	L	1/0	1	14	14.0	14	0	51	76%
PLACED ON INJURED RESERVE (KNEE) (12/5/17)										
Totals			**10/7**	**25**	**282**	**11.3**	**47**	**1**	**508**	**48%**

100+ YARD RECEIVING GAMES (8)

Date	Opponent	Yds	Rec	TDs
12/20/15	vs. Arizona Cardinals (L, 17-40)	159	8	1
11/10/14	vs. Carolina Panthers (W, 45-21)	138	7	2
11/8/15	at Dallas Cowboys (W, 33-27) (OT)	133	9	1
9/11/16	vs. Cleveland Browns (W, 29-10)	114	7	1
11/16/14	at Green Bay Packers (L, 20-53)	107	5	1
12/28/14	at New York Giants (W, 34-26)	105	8	1
12/26/15	vs. Washington Redskins (L, 24-38)	104	6	1
9/14/15	at Atlanta Falcons (L, 24-26)	102	10	0

MULTI-TOUCHDOWN GAMES (3)

Date	Opponent	TDs
1/3/16	at New York Giants (W, 35-30)	2
11/10/14	vs. Carolina Panthers (W, 45-21)	2
9/21/14	vs. Washington Redskins (W, 37-34)	2

2016 GAME-BY-GAME STATISTICS (PHI)

				RECEIVING					SNAPS	
Date	**Opp**		**GP/S**	**Rec**	**Yds**	**Avg**	**Lg**	**TD**	**No**	**Pct**
Sep 11	Cle	W	1/1	7	114	16.3	28	1	71	92%
Sep 19	at Chi	W	1/1	6	71	11.8	32	0	71	99%
Sep 25	Pit	W	1/1	2	19	9.5	12t	1	55	85%
Oct 9	at Det	L	1/1	4	65	16.3	27	0	57	93%
Oct 16	at Was	L	1/0	3	75	25.0	54	0	47	90%
Oct 23	Min	W	1/1	3	10	3.3	10	0	45	78%
Oct 30	at Dal	L	1/1	11	65	5.9	13	1	70	90%
Nov 6	at NYG	L	1/1	6	88	14.7	33	0	65	87%
Nov 13	Atl	W	1/1	6	73	12.2	20	0	75	95%
Nov 20	at Sea	L	1/1	5	59	11.8	26	0	73	91%
Nov 28	GB	L	1/1	4	47	11.8	20	0	24	41%
Dec 4	at Cin	L	0/0	INACTIVE (ANKLE)						
Dec 11	Was	L	1/1	8	79	9.9	16	0	76	97%
Dec 18	at Bal	L	1/1	6	27	4.5	8	0	76	87%
Dec 22	NYG	W	1/1	2	12	6.0	7	0	39	70%
Jan 1	Dal	W	0/0	INACTIVE (ANKLE)						
Totals			**14/13**	**73**	**804**	**11.0**	**54**	**3**	**844**	**74%**

COLLEGE HIGHLIGHTS

- A four-year letterman at Vanderbilt, finished his career as the SEC's all-time leader in receptions (262) and receiving yards (3,759) and totaled a school-record 24 receiving TDs
- Earned All-America and All-SEC honors as a senior in 2013 after posting a conference-record 112 receptions. His 1,477 receiving yards ranked 3rd in SEC history
- Garnered first-team All-SEC honors as a junior in 2012 after amassing 1,323 yards and 8 TDs on 94 receptions

TRANSACTIONS

2014	Drafted by PHI in 2nd round (42nd overall) *Signed 4-year contract*
8/11/17	Traded with 2018 3rd-round draft pick to BUF in exchange for CB **Ronald Darby**
12/5/17	Placed on Injured Reserve (knee)
4/6/18	Signed by NE
8/1/18	Released by NE
9/19/18	Signed by PHI

CB JALEN MILLS 31

6-0 | 191 3rd Year

DOB: April 6, 1994 (Age 24)

Louisiana State
D7a-16 (233rd overall) by Philadelphia

Originally selected by the Eagles in the 7th round (233rd overall) of the 2016 NFL Draft, **Jalen Mills** earned a starting role on Philadelphia's defense in 2017, when he tied for the team lead with 22 PDs, ranked 2nd with 86 total tackles and tied for 2nd with 3 INTs (including 1 TD). Mills was a four-year starter at LSU, where he earned All-America honors in 2015.

PASSES DEFENSED

EAGLES PLAYERS IN 2018

Ronald Darby	18
Jalen Mills	14
Malcolm Jenkins	10

THREE STEP DROP

First job: Sold a local newspaper door-to-door when he was 14

Bucket list: Go on a safari, scuba dive with sharks, travel to Australia, Dubai and Paris

Desired talent: Be a genius. "I would want to be the next Albert Einstein."

Player he models his game after: Texans S Tyrann Mathieu

First jersey: Allen Iverson, Philadelphia 76ers (black jersey)

Favorite athletes growing up: Allen Iverson, Tracy McGrady, Roy Jones Jr.

Favorite athletes to watch now: LeBron James, Derrick Rose, Usain Bolt, Serena Williams

Favorite movies: *Belly*, *Finding Nemo*, *Paid in Full*, *Scarface*

Favorite music: Future, Kodak Black, Lil Uzi Vert, Young Thug

Favorite meal: Shrimp and rice

CAREER HIGHLIGHTS

2018 - PHILADELPHIA EAGLES (8/8)

- Registered 9 tackles (8 solo) and recorded 3 PDs at NYG (10/11/18)
- Recorded a career-high 4 PDs vs. Ind. (9/23/18) and added 5 solo tackles

2017 - PHILADELPHIA EAGLES (15/15, 3/3)

- As Philadelphia held a 15-10 lead with just over a minute remaining in the Divisional Playoff vs. Atl. (1/13/18), blanketed Falcons WR **Julio Jones** on fourth-and-goal and forced an incompletion in the corner of the end zone to seal the win. Led the defense with a career-high-tying 3 PDs
- Tied for the team lead with 22 PDs, ranked 2nd with 86 total tackles and tied for 2nd with 3 INTs
- Named **NFC Defensive Player of the Week** after posting a 37-yard INT-TD (49ers QB **C.J. Beathard**) in the win vs. SF (10/29/17). Marked his first career TD. Became the first Eagle to win the award since 2007
- Tallied his 2nd INT of the season at Car. (10/12/17) when he picked off Panthers QB **Cam Newton** deep in Eagles territory late in the fourth quarter

CAREER STATISTICS																		
			TACKLES					PASS DEFENSE						FUMBLES			DEF SNAPS	
Year	Team	GP/S	Total	Solo	Asst	TFL	Sacks	Int	Yds	Lg	TD	PD	QPH	FF	FR	Yds	No	Pct
2016	Philadelphia	16/2	67	55	12	0	0.0	0	0	--	0	10	0	0	0	0	661	65%
2017	Philadelphia	15/15	86	68	18	1	0.0	3	53	37t	1	22	0	0	0	0	932	90%
2018	Philadelphia	8/8	50	40	10	2	0.0	0	0	--	0	14	0	0	0	0	457	61%
Totals		**39/25**	**203**	**163**	**40**	**3**	**0.0**	**3**	**53**	**37t**	**1**	**46**	**0**	**0**	**0**	**0**	**---**	**---**
PLAYOFFS																		
2017	Philadelphia	3/3	15	11	4	0	0.0	0	0	--	0	6	0	0	0	0	206	100%
Totals		**3/3**	**15**	**11**	**4**	**0**	**0.0**	**0**	**0**	**--**	**0**	**6**	**0**	**0**	**0**	**0**	**---**	**---**

CAREER HIGHS		
Tackles	12	9/24/17 vs. NYG
Sacks	--	---
INTs	1	3x, last: 10//29/17 vs. SF
PDs	4	9/23/18 vs. Ind.
FFs	--	---
FRs	--	---

WEEKLY AWARDS (1)		
Award	**Week**	**Year**
NFC Defensive Player of the Week	Week 8	2017

TOUCHDOWNS (1)		
Date	**Opponent**	**TDs**
10/29/17	vs. San Francisco 49ers (W, 33-10)	37-yard INT

CAREER HIGHLIGHTS (Continued)

- Earned a starting job in his second season and recorded his first career INT in the season opener at Was. (9/10/17). With the Eagles clinging to a 2-point lead and the Redskins threatening to score in the fourth quarter, picked off a **Kirk Cousins** pass on the goal line

2016 - PHILADELPHIA EAGLES (16/2)

- Finished his rookie campaign tied for 4th on the Eagles defense with 10 PDs and ranked 5th with 67 total tackles
- Made the first start of his career at Was. (10/16/16) and recorded 7 tackles (5 solo) and 1 PD
- Had 2 tackles and 1 PD in his NFL debut vs. Cle. (9/11/16)

COLLEGE HIGHLIGHTS

- Played in 7 games as a senior in 2015 after breaking his ankle in the preseason. Was a first-team All-America selection by CBS Sports after finishing the season with 30 tackles, 1.0 sack and 3 PDs
- As a junior in 2014, started 12 games at safety and one at nickelback and tallied 62 tackles, 1 INT and 5 PDs
- Picked up 67 tackles, 3.0 sacks and 3 INTs (tied for the team lead) over 13 starts as a sophomore in 2013
- Earned 2012 Freshman First-Team All-America honors after starting all 13 games at cornerback and finishing 4th on the team with 57 total tackles, while adding 2 INTs and 5 PDs

FÚTBOL FAN

A big soccer fan to this day, Mills played left midfield and left forward in high school. He attended the COPA America Centenario games at Lincoln Financial Field in the 2016 offseason and says if he could play any other sport he would be a forward for the U.S. national team. His favorite soccer players are Cristiano Ronaldo and Lionel Messi.

BIRDSEED

Mills is the son of Kisa Mills and has an older brother, Jaquan, and a dog, a Morkie named Baby. Mills spent one season at DeSoto (TX) High School and helped lead his team to a 10-2 record as a senior, after transferring from Lancaster High School. He moved to WR and QB before switching to the secondary as a junior in high school.

@greengoblin @greengoblin

CB JALEN MILLS 31

2018 GAME-BY-GAME STATISTICS (PHI)												
Date	**Opp**		**GP/S**	**Tot**	**Solo**	**Sk**	**Int**	**PD**	**FF**	**FR**	**Snaps**	**Pct**
Sep 6	Atl	W	1/1	6	6	0.0	0	2	0	0	67	96%
Sep 16	at TB	L	1/1	7	6	0.0	0	0	0	0	58	100%
Sep 23	Ind	W	1/1	5	5	0.0	0	4	0	0	55	93%
Sep 30	at Ten	L	1/1	6	3	0.0	0	1	0	0	71	100%
Oct 7	Min	L	1/1	9	5	0.0	0	3	0	0	62	100%
Oct 11	at NYG	W	1/1	9	8	0.0	0	3	0	0	63	97%
Oct 21	Car	L	1/1	7	7	0.0	0	1	0	0	58	98%
Oct 28	at Jax	W	1/1	1	0	0.0	0	0	0	0	23	36%
Nov 11	Dal	L	0/0	INACTIVE (FOOT)								
Nov 18	at NO	L	0/0	INACTIVE (FOOT)								
Nov 25	NYG	W	0/0	INACTIVE (FOOT)								
Dec 3	Was	W	0/0	INACTIVE (FOOT)								
Dec 9	at Dal											
Dec 16	at LAR											
Dec 23	Hou											
Dec 30	at Was											
Totals			**8/8**	**50**	**40**	**0.0**	**0**	**14**	**0**	**0**	**457**	**61%**

TRANSACTIONS

2016 Drafted by PHI in 7th round (233rd overall)
Signed 4-year contract

2017 GAME-BY-GAME STATISTICS (PHI)												
Date	**Opp**		**GP/S**	**Tot**	**Solo**	**Sk**	**Int**	**PD**	**FF**	**FR**	**Snaps**	**Pct**
Sep 10	at Was	W	1/1	9	9	0.0	1	2	0	0	63	100%
Sep 17	at KC	L	1/1	2	2	0.0	0	0	0	0	53	100%
Sep 24	NYG	W	1/1	12	11	0.0	0	2	0	0	69	100%
Oct 1	at LAC	W	1/1	5	3	0.0	0	1	0	0	57	100%
Oct 8	Ari	W	1/1	6	5	0.0	0	3	0	0	58	97%
Oct 12	at Car	W	1/1	5	3	0.0	1	1	0	0	81	99%
Oct 23	Was	W	1/1	6	6	0.0	0	0	0	0	64	100%
Oct 29	SF	W	1/1	8	5	0.0	1	2	0	0	61	92%
Nov 5	Den	W	1/1	4	3	0.0	0	2	0	0	64	100%
Nov 19	at Dal	W	1/1	8	7	0.0	0	3	0	0	63	100%
Nov 26	Chi	W	1/1	2	2	0.0	0	1	0	0	44	80%
Dec 3	at Sea	L	1/1	7	5	0.0	0	1	0	0	60	97%
Dec 10	at LAR	W	1/1	0	0	0.0	0	0	0	0	48	100%
Dec 17	at NYG	W	1/1	4	3	0.0	0	2	0	0	85	97%
Dec 25	Oak	W	1/1	8	4	0.0	0	2	0	0	62	90%
Dec 31	Dal	L	0/0	INACTIVE (ANKLE)								
Totals			**15/15**	**86**	**68**	**0.0**	**3**	**22**	**0**	**0**	**932**	**90%**
PLAYOFFS												
Jan 13	Atl	W	1/1	1	1	0.0	0	3	0	0	63	100%
Jan 21	Min	W	1/1	5	4	0.0	0	1	0	0	67	100%
Feb 4	at NE	W	1/1	9	6	0.0	0	2	0	0	76	100%
Totals			**3/3**	**15**	**11**	**0.0**	**0**	**6**	**0**	**0**	**206**	**100%**

2016 GAME-BY-GAME STATISTICS (PHI)												
Date	**Opp**		**GP/S**	**Tot**	**Solo**	**Sk**	**Int**	**PD**	**FF**	**FR**	**Snaps**	**Pct**
Sep 11	Cle	W	1/0	2	2	0.0	0	1	0	0	12	23%
Sep 19	at Chi	W	1/0	6	6	0.0	0	1	0	0	43	83%
Sep 25	Pit	W	1/0	8	7	0.0	0	0	0	0	53	88%
Oct 9	at Det	L	1/0	4	4	0.0	0	1	0	0	24	39%
Oct 16	at Was	L	1/1	7	5	0.0	0	1	0	0	73	99%
Oct 23	Min	W	1/0	4	4	0.0	0	1	0	0	27	36%
Oct 30	at Dal	L	1/0	4	3	0.0	0	1	0	0	47	60%
Nov 6	at NYG	L	1/0	2	1	0.0	0	0	0	0	36	56%
Nov 13	Atl	W	1/1	7	6	0.0	0	1	0	0	50	100%
Nov 20	at Sea	L	1/0	1	0	0.0	0	0	0	0	40	60%
Nov 28	GB	L	1/0	5	5	0.0	0	2	0	0	49	69%
Dec 4	at Cin	L	1/0	4	2	0.0	0	0	0	0	23	36%
Dec 11	Was	L	1/0	1	1	0.0	0	0	0	0	40	83%
Dec 18	at Bal	L	1/0	3	3	0.0	0	0	0	0	34	59%
Dec 22	NYG	W	1/0	9	6	0.0	0	0	0	0	66	74%
Jan 1	Dal	W	1/0	0	0	0.0	0	0	0	0	44	79%
Totals			**16/2**	**67**	**55**	**0.0**	**0**	**9**	**0**	**0**	**661**	**65%**

DT HALOTI NGATA 94

6-4 | 340 13th Year

DOB: Jan. 21, 1984 (Age 34)

Salt Lake City, Utah

Highland High School

Oregon

D1-06 (12th overall) by Baltimore

Acquired: FA-Det-18

2012

Haloti Ngata (pronounced ha-LOW-tee NAH-tah) was signed by the Eagles during the 2018 offseason following a three-year stint with the Lions (2015-17). Selected by the Ravens with the 12th-overall pick of the 2006 NFL Draft, Ngata is a five-time Pro Bowler, five-time All-Pro selection and **Super Bowl XLVII** Champion.

PRO BOWL 2010 | PRO BOWL 2011 | PRO BOWL 2012 | PRO BOWL 2013 | PRO BOWL 2014

AP 2008 | AP 2009 | AP 2010 | AP 2011 | AP 2012

GAMES PLAYED

DEFENSIVE TACKLES (SINCE 2006)

Haloti Ngata	193
Kyle Williams	180
J. Babineaux	177
Kevin Williams	164
Cullen Jenkins	159

(includes regular season and postseason games)

INTERCEPTIONS

DEFENSIVE TACKLES (SINCE 2006)

Haloti Ngata	5
Jonathan Babineaux	4
Randy Starks	4

BIRDSEED

Ngata was voted as the Lions' nominee for the 2017 Walter Payton Man of the Year Award and was also named one of eight finalists for the Art Rooney Sportsmanship Award.

The **Haloti Ngata Family Foundation**, whose mission is to improve the lives of others through love and strength, raises awareness about the importance of education and provides free college entrance exam preparation courses to students through the Ofa Ngata College Preparation Fund, which honors Ngata's mother's memory.

Ngata and his wife, Christina, have three sons: Solomone "Sam," Max and Colt.

@Haloti_Ngata92

CAREER HIGHLIGHTS

- Is a five-time **Pro Bowler** (2010-14), five-time *Associated Press* **All-Pro** selection (2008-12) and **Super Bowl XLVII** Champion with Baltimore
- Is one of only five active NFL defensive tackles with five career **Pro Bowl** nods, joining **Geno Atkins** (six), **Gerald McCoy** (six), **Ndamukong Suh** (five) and **Kevin Williams** (five)

DT HALOTI NGATA 94

CAREER STATISTICS																		
			TACKLES					PASS DEFENSE						FUMBLES			DEF SNAPS	
Year	Team	GP/S	Total	Solo	Asst	TFL	Sacks	Int	Yds	Lg	TD	PD	QPH	FF	FR	Yds	No	Pct
2006	Baltimore	16/16	51	28	23	0	1.0	1	60	60	0	3	3	0	0	0	N/A	N/A
2007	Baltimore	16/16	94	58	36	0	3.0	0	0	--	0	2	10	1	0	0	N/A	N/A
2008	Baltimore	16/16	77	43	34	6	1.0	2	8	7	0	5	9	0	0	0	N/A	N/A
2009	Baltimore	14/13	41	23	18	7	1.5	0	0	--	0	0	7	1	1	0	N/A	N/A
2010	Baltimore	16/15	65	48	17	12	5.5	0	0	--	0	5	14	0	1	0	N/A	N/A
2011	Baltimore	16/16	65	37	28	6	5.0	0	0	--	0	5	8	2	3	28	N/A	N/A
2012	Baltimore	14/14	51	33	18	7	5.0	0	0	--	0	1	14	0	0	0	819	72%
2013	Baltimore	15/15	52	23	29	3	1.5	0	0	--	0	3	6	0	0	0	700	65%
2014	Baltimore	12/12	32	19	13	2	2.0	2	16	13	0	7	3	2	0	0	529	49%
2015	Detroit	14/14	24	15	9	6	2.5	0	0	--	0	3	8	0	0	0	596	57%
2016	Detroit	13/13	22	11	11	0	1.5	0	0	--	0	3	3	0	0	0	527	51%
2017	Detroit	5/5	7	7	0	2	2.0	0	0	--	0	1	3	0	0	0	145	13%
2018	Philadelphia	9/7	11	8	3	4	1.0	0	0	--	0	0	2	1	0	0	254	34%
Totals		**176/172**	**592**	**353**	**239**	**55**	**32.5**	**5**	**84**	**60**	**0**	**38**	**90**	**7**	**5**	**28**	**---**	**---**
PLAYOFFS																		
2006	Baltimore	1/1	7	3	4	0	0.0	0	0	--	0	0	0	0	0	0	N/A	N/A
2008	Baltimore	3/3	12	10	2	4	1.0	0	0	--	0	0	1	0	0	0	N/A	N/A
2009	Baltimore	2/2	7	4	3	3	1.0	0	0	--	0	0	1	0	0	0	N/A	N/A
2010	Baltimore	2/2	4	3	1	0	0.5	0	0	--	0	1	1	0	0	0	N/A	N/A
2011	Baltimore	2/2	6	2	4	0	0.0	0	0	--	0	1	2	1	0	0	N/A	N/A
2012	Baltimore	4/4	13	10	3	0	0.0	0	0	--	0	1	5	0	0	0	232	71%
2014	Baltimore	2/2	3	1	2	1	1.0	0	0	--	0	1	1	0	0	0	98	69%
2016	Detroit	1/1	3	2	1	1	1.0	0	0	--	0	0	2	0	0	0	50	68%
Totals		**17/17**	**55**	**35**	**20**	**9**	**4.5**	**0**	**0**	**--**	**0**	**4**	**13**	**1**	**0**	**0**	**---**	**---**

ADDITIONAL STATISTICS

Fumble Recovery TD: 28-yard TD at StL (9/25/11)

CAREER HIGHS		
Tackles	11	2x, last: 11/13/11 at Sea.
Sacks	2.0	2x, last: 11/24/11 vs. SF
INTs	1	5x, last: 10/5/14 at Ind.
PDs	2	3x, last: 10/5/14 at Ind.
FFs	1	8x, last: 12/3/18 vs. Was.
FRs	2	9/11/11 vs. Pit.

CAREER HIGHLIGHTS (Continued)

- Has played in a combined 191 games (174 regular season; 17 postesason), which are the most by an NFL defensive tackle since 2006
- Leads all NFL defensive tackles with 5 INTs since 2006, including a career-high 2 INTs in 2008 and 2014
- During his nine seasons with Baltimore (2006-14), the Ravens defense led the NFL in opponent rushing TDs (71) and ranked 2nd in opponent rushing yards per game (92.5)

2018 - PHILADELPHIA EAGLES (9/7)

- Forced a fumble of Redskins RB **Chris Thompson** vs. Was. (12/3/18)
- Recorded his first sack as an Eagle at Ten. (9/30/18)

2017 - DETROIT LIONS (5/5)

- Posted 7 tackles (2 TFL), 2.0 sacks and 1 PD in 5 games
- Placed on Injured Reserve (biceps) on 10/11/17

DT HALOTI NGATA 94

2018 GAME-BY-GAME STATISTICS (PHI)												
Date	**Opp**		**GP/S**	**Tot**	**Solo**	**Sk**	**Int**	**PD**	**FF**	**FR**	**Snaps**	**Pct**
Sep 6	Atl	W	1/0	0	0	0.0	0	0	0	0	17	24%
Sep 16	at TB	L	1/1	1	0	0.0	0	0	0	0	36	62%
Sep 23	Ind	W	1/1	1	0	0.0	0	0	0	0	27	46%
Sep 30	at Ten	L	1/1	4	3	1.0	0	0	0	0	37	52%
Oct 7	Min	L	0/0	INACTIVE (CALF)								
Oct 11	at NYG	W	0/0	INACTIVE (CALF)								
Oct 21	Car	L	0/0	INACTIVE (CALF)								
Oct 28	at Jax	W	1/1	0	0	0.0	0	0	0	0	26	41%
Nov 11	Dal	L	1/1	3	3	0.0	0	0	0	0	38	55%
Nov 18	at NO	L	1/1	2	2	0.0	0	0	0	0	33	47%
Nov 25	NYG	W	1/0	0	0	0.0	0	0	0	0	25	40%
Dec 3	Was	W	1/1			0.0	0		1	0	15	33%
Dec 9	at Dal											
Dec 16	at LAR											
Dec 23	Hou											
Dec 30	at Was											
Totals			**9/7**	**11**	**8**	**1.0**	**0**	**0**	**1**	**0**	**254**	**34%**

CAREER HIGHLIGHTS (Continued)

2016 - DETROIT LIONS (13/13, 1/1)

- Generated pressure against the Seahawks in the NFC Wild Card Game at Sea. (1/7/17), sacking QB **Russell Wilson**, recording 2 QB hits and tallying 3 tackles (1 TFL)

2015 - DETROIT LIONS (14/14)

- Finished with 24 tackles, 2.5 sacks and 3 PDs
- Recorded 1 PD vs. Den. (9/27/15) that led to an interception by **Glover Quin**. The deflection marked his 5th career PD that resulted in an interception
- Combined with **Josh Bynes** on a sack and forced fumble of 49ers QB **Blaine Gabbert** vs. SF (12/27/14). The fumble was recovered by **Tahir Whitehead** on the 1-yard line and culminated in a 1-yard TD by **Joique Bell**

2014 - BALTIMORE RAVENS (12/12, 2/2)

- Finished his final season in Baltimore with 32 tackles, a career-high 7 PDs, 2 FFs and a career-high-tying and team-leading 2 INTs
- Started both postseason games and totaled 3 tackles, 1.0 sack and 1 PD. As a unit, the Ravens defense produced 7.0 sacks and allowed only 82 rushing yards in 2 games

2017 GAME-BY-GAME STATISTICS (DET)												
Date	**Opp**		**GP/S**	**Tot**	**Solo**	**Sk**	**Int**	**PD**	**FF**	**FR**	**Snaps**	**Pct**
Sep 10	Ari	W	1/1	0	0	0.0	0	1	0	0	40	53%
Sep 18	at NYG	W	1/1	2	2	1.0	0	0	0	0	28	50%
Sep 24	Atl	L	1/1	3	3	0.0	0	0	0	0	34	50%
Oct 1	at Min	W	1/1	0	0	0.0	0	0	0	0	27	48%
Oct 8	Car	L	1/1	2	2	1.0	0	0	0	0	16	24%
PLACED ON INJURED RESERVE (BICEPS) (10/11/17)												
Totals			**5/5**	**7**	**7**	**2.0**	**0**	**1**	**0**	**0**	**145**	**13%**

2016 GAME-BY-GAME STATISTICS (DET)												
Date	**Opp**		**GP/S**	**Tot**	**Solo**	**Sk**	**Int**	**PD**	**FF**	**FR**	**Snaps**	**Pct**
Sep 11	at Ind	W	1/1	2	1	0.0	0	1	0	0	45	64%
Sep 18	Ten	L	1/1	2	1	0.5	0	0	0	0	40	60%
Sep 25	at GB	L	1/1	1	1	1.0	0	0	0	0	36	67%
Oct 2	at Chi	L	1/1	3	2	0.0	0	0	0	0	45	65%
Oct 9	Phi	W	1/1	0	0	0.0	0	0	0	0	31	51%
Oct 16	LAR	W	0/0	INACTIVE (SHOULDER)								
Oct 23	Was	W	0/0	INACTIVE (SHOULDER)								
Oct 30	at Hou	L	0/0	INACTIVE (SHOULDER)								
Nov 6	at Min	W	1/1	2	0	0.0	0	0	0	0	44	63%
Nov 20	Jax	W	1/1	3	2	0.0	0	0	0	0	38	58%
Nov 24	Min	W	1/1	1	1	0.0	0	1	0	0	39	67%
Dec 4	at NO	W	1/1	1	0	0.0	0	1	0	0	41	66%
Dec 11	Chi	W	1/1	1	1	0.0	0	0	0	0	41	73%
Dec 18	at NYG	L	1/1	3	1	0.0	0	0	0	0	45	70%
Dec 26	at Dal	L	1/1	2	1	0.0	0	0	0	0	37	65%
Jan 1	GB	L	1/1	1	0	0.0	0	0	0	0	45	60%
Totals			**13/13**	**22**	**11**	**1.5**	**0**	**3**	**0**	**0**	**527**	**51%**
PLAYOFFS												
Jan 7	at Sea	L	1/1	3	2	1.0	0	2	0	0	50	68%
Totals			**1/1**	**3**	**2**	**1.0**	**0**	**2**	**0**	**0**	**50**	**68%**

BIRDSEED

Ngata (full name is Etuini Haloti Ngata) was born in Inglewood, CA, and prepped at Highland High School in Salt Lake City, UT, where he was rated as the top defensive player in the nation by SuperPrep and PrepStar and was the 2001 Utah Gatorade Player of the Year as a senior. Ngata also played rugby in high school.

T JASON PETERS 71

6-4 | 328 15th Year

DOB: Jan. 22, 1982 (Age 36)

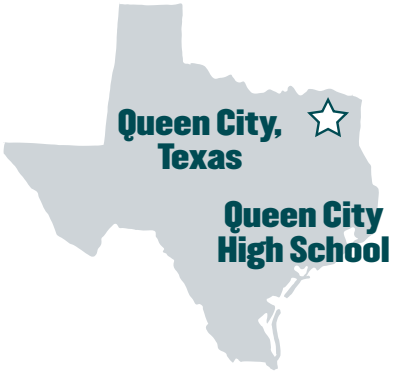

Arkansas
UDFA ('04) by Buffalo
Acquired: T-Buf-09

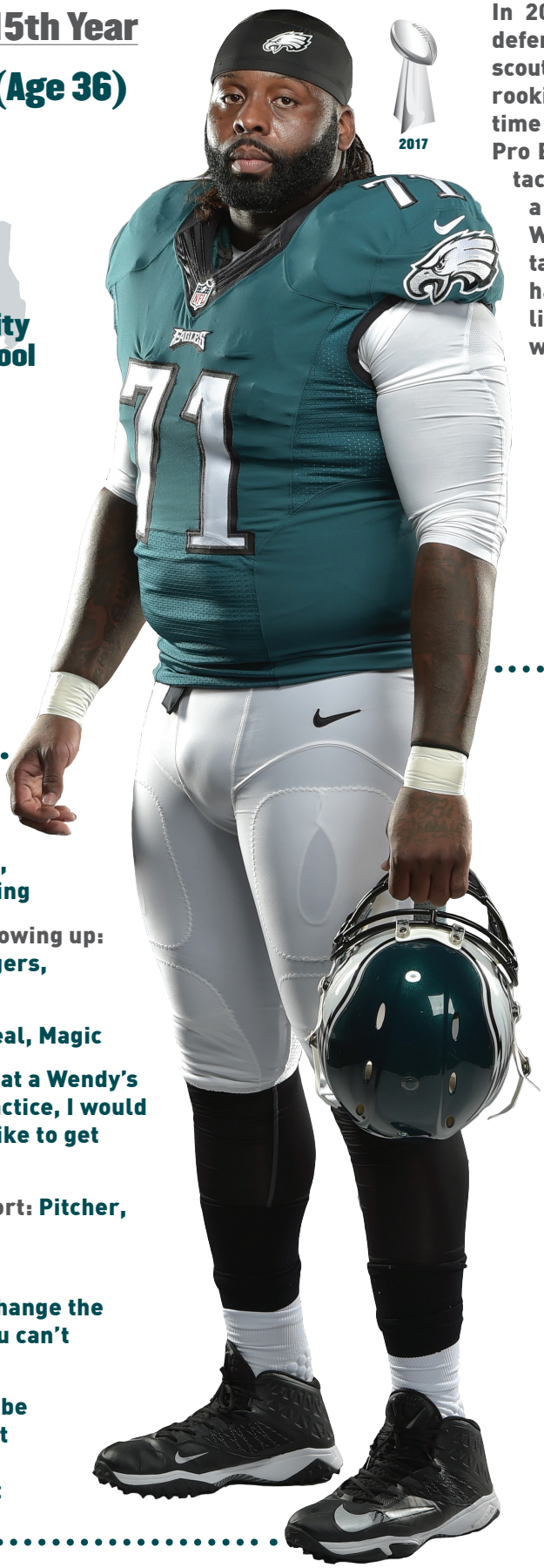

In 2000, Jason Peters was a redshirt defensive lineman laboring on Arkansas' scout team. In 2004, he was an undrafted rookie tight end working to earn playing time in Buffalo. Now, he is a nine-time Pro Bowl and six-time All-Pro offensive tackle who is building his resume for a spot in the Pro Football Hall of Fame. Widely regarded as the best offensive tackle in the NFL, the 15-year veteran has anchored the Eagles offensive line since he was acquired in a trade with Buffalo in 2009.

AP 2007 | AP 2008 | AP 2010 | AP 2011 | AP 2013
AP 2014 | PRO BOWL 2008 | PRO BOWL 2009 | PRO BOWL 2010 | PRO BOWL 2011
PRO BOWL 2012 | PRO BOWL 2014 | PRO BOWL 2015 | PRO BOWL 2016 | PRO BOWL 2017

THREE STEP DROP

Hobbies: Dominoes, fishing, camping in Texas and DJing

Favorite teams/athletes growing up: Buffalo Bills, Texas Rangers, Bruce Smith

First jersey: Shaquille O'Neal, Magic

First job: Working the grill at a Wendy's in Atlanta, TX. "After practice, I would ride three miles on my bike to get to work."

If he could play another sport: Pitcher, New York Yankees

Best player he ever faced: Dwight Freeney. "He'll change the whole game around if you can't block him."

Talent he'd like to have: To be an engineer for Microsoft and invent something as impactful as the Internet

PRO BOWL BERTHS

EAGLES ALL-TIME HISTORY

CHUCK BEDNARIK 8	JASON PETERS 7	BRIAN DAWKINS 7
REGGIE WHITE 7	DONOVAN McNABB 6	PETE PIHOS 6

EAGLES ALL-TIME TACKLES

JASON PETERS 7	TRA THOMAS 3
BOB BROWN 3	FRANK KILROY 3

AN UNCONVENTIONAL PATH

Peters originally signed with the Buffalo Bills in 2004 as a tight end with a signing bonus of $5,000. He went undrafted despite an impressive workout at the combine, which included a 4.8 time in the 40-yard dash.

He began the 2004 season on the Bills practice squad, but was elevated to the 53-man roster in November and saw action at both tight end and offensive tackle. In a Dec. 19 contest at Cincinnati, Peters started his first career NFL game when the team opened up in a two-TE set. During the contest, he blocked a punt and recovered it in the end zone for a TD (pictured above).

In 2005, Peters made the transition from tight end to tackle and credits former Bills coach **Mike Mularkey** for the career-changing move. "Offensive line was one of our weak points and I remember wanting to get on the field any way I could. Coach Mularkey told me about it and Mouse (offensive line coach **Jim McNally**) and I got to work."

Peters officially made the switch to tackle in the middle of the season and started the final nine games of the year at RT. He went on to open the 2006 season as the starting RT and switched to LT for the final nine games of the season. That year, he was named to Peter King's SI.com All-Pro team. After proving to be the Bills' most dominant offensive lineman in 2006, Peters opened 15 contests at LT in 2007 and garnered Pro Bowl honors for the first time in his career.

In 2009, the Eagles acquired Peters in a trade with Buffalo in exchange for a first-round draft pick in 2009, a fourth-round pick in 2009 and a sixth-round pick in 2010. Since then, Peters has made the Pro Bowl seven times, marking the second-most Pro Bowl berths in franchise history.

EARLY ATHLETICISM

As a 9-year old, Peters was taken out of a baseball game after the umpire and opposing coach were convinced he was too old to play in the league. "I struck out 9 batters in the first three innings. My mother had to go home and get my birth certificate before I was allowed back in the game. After I did, I hit a home run."

Peters attended Queen City (TX) High School and earned All-District and All-Area honors as a defensive end. He also lettered in basketball, averaging 18.4 points per game to garner All-District and All-Area honors.

CUSTOM WHEELS

Peters owns a business in Shreveport, LA, named Greedy Boy Customs. "We do custom car work or on really anything with wheels," said Peters. "We've actually done work on a few golf carts." ... Thanks to his grandfather, Dallas Wiggins, buying and restoring cars has been a passion in Jason's life. "He used to take all these old cars and fix them up. When I was little, I was always hanging around watching him and my uncle, and I got hooked."

BRAND JORDAN

Peters started a collection of Jordans in 2006 and now has a collection of over 2,500 that he displays in one closet in his home. His personal favorites are the "black and red 13's."

BIRDSEED

Full name is Jason Raynard Peters. His mother is Teledeo (pronounced Toledo) Simington and his stepfather is Ivory Simington. He has two sisters, Ivy and Chrissy.

Jason is quick to name his mother as the hero in his life, "My mom means everything to me. I definitely wouldn't be where I am today without her. She worked multiple jobs so she could provide for us. In the last year or so she lost over 100 pounds before undergoing two knee replacement surgeries. Now she's doing so much better. She continues to be such a big inspiration to me."

He is single and resides in South Jersey and in Atlanta, TX. He has a son, Jayshaun, who plays football, baseball, and basketball.

Majored in vocational education at Arkansas.

T JASON PETERS 71

CAREER STATISTICS							
			STARTS			OFF SNAPS	
Year	Team	GP/S	LT	RT	TE	No	Pct
2004	Buffalo	5/1	0	0	1	N/A	N/A
2005	Buffalo	16/10	0	9	1	N/A	N/A
2006	Buffalo	16/16	9	7	0	N/A	N/A
2007	Buffalo	15/15	15	0	0	N/A	N/A
2008	Buffalo	13/13	13	0	0	N/A	N/A
2009	Philadelphia	15/15	15	0	0	N/A	N/A
2010	Philadelphia	13/13	13	0	0	N/A	N/A
2011	Philadelphia	14/14	14	0	0	N/A	N/A
2012	Philadelphia	0/0	PLACED ON IR (ACHILLES) (8/27/12)				
2013	Philadelphia	16/16	16	0	0	1018	92%
2014	Philadelphia	16/16	16	0	0	1146	97%
2015	Philadelphia	14/14	14	0	0	760	66%
2016	Philadelphia	16/16	16	0	0	1100	97%
2017	Philadelphia	7/7	7	0	0	422	37%
2018	Philadelphia	12/12	12	0	0	684	83%
Totals		**188/178**	**160**	**16**	**2**	**---**	**---**
PLAYOFFS							
2009	Philadelphia	1/1	1	0	0	N/A	N/A
2010	Philadelphia	1/1	1	0	0	N/A	N/A
2013	Philadelphia	1/1	1	0	0	58	100%
Totals		**3/3**	**3**	**0**	**0**	**---**	**---**

CAREER HIGHLIGHTS

- With his 9th **Pro Bowl** selection and 7th as an Eagle in 2016, Peters has garnered the second-most Pro Bowl nods in team history behind **Chuck Bednarik** (eight)
- Earned *Associated Press* **All-Pro** honors following the 2007, '08, '10, '11, '13 and '14 campaigns. Was named to the first team in 2011 and 2013
- Joined **Frank "Bucko" Kilroy** (1953-55) as the only two offensive linemen in franchise history to earn a **Pro Bowl** berth in three consecutive years
- Since Peters' first **Pro Bowl** selection in 2007, only **Joe Thomas** (10) has been selected to as many Pro Bowls as an offensive lineman
- Has two career touchdowns: Blocked a punt and recovered it in the end zone (12/19/04 at Cin.) and caught **J.P. Losman's** first career TD pass (9/11/05 vs. Hou.)
- In 2014, was named a second-team *AP* **All-Pro** and garnered All-NFC honors from the Pro Football Writers of America
- Was part of an Eagles offensive line in 2013 that blocked for the NFL's leading rusher, **LeSean McCoy**, who finished with a franchise-best 1,607 rushing yards. Also helped the Eagles set a team record with 6,676 total yards and record the second-most points in franchise history (442)

COLLEGE HIGHLIGHTS

- Left Arkansas after his junior season. Played in 36 games and caught 28 passes for 300 yards and 4 TDs as a tight end
- In 2003, earned All-SEC second team honors after starting every game at TE and ranking third on the team with 21 receptions for 218 yards and four TDs
- Played in 13 games (12 starts) as a tight end in 2002
- In 2001, played in 10 games (three starts). He began the season as a reserve defensive end and tackle, moving to tight end for the Auburn contest
- Redshirted in 2000, spending the season as a scout team defensive lineman

TRANSACTIONS

2004	Signed by BUF as undrafted free agent
9/1/04	Waived by BUF
9/7/04	Signed by BUF to practice squad
11/13/04	Signed by BUF from practice squad to active roster
7/14/06	Signed by BUF to 5-year contract extension
4/17/09	Traded from BUF to PHI for a 1st-round draft pick in 2009, a 4th-round pick in 2009 and a 6th-round pick in 2010 ... Signed by PHI to 6-year contract
8/27/12	Placed on Reserve/Non-Football Injury List (Achilles)
2/26/14	Signed by PHI to a 5-year contract
6/14/17	Signed a 1-year contract extension
10/25/17	Placed on Injured Reserve (knee)

G/T MATT PRYOR 69

6-7 | 332 Rookie

DOB: Dec. 16, 1994 (Age 23)

TCU

D6-18 (206th overall) by Philadelphia

Matt Pryor was originally selected by the Eagles in the 6th round (206th overall) of the 2018 NFL Draft. The California native played collegiately at TCU, where he started in 31 games (23 at guard) and earned All-Big 12 honors following his senior season in 2017.

COLLEGE HIGHLIGHTS

- Started in 31 games (23 at guard) during his tenure with the Horned Frogs, including an Alamo Bowl victory over Stanford to end his collegiate career
- Started every game his junior and senior seasons, winning 17 games during that span
- Named second-team All-Big 12 at the guard position as a senior, when he helped TCU rank 17th in the nation in total touchdowns (62)
- Blocked for QB **Kenny Hill**, who threw for 3,152 yards and rushed for 325 yards in 2017. Helped Hill achieve the 2nd-best completion percentage in the Big 12

THREE STEP DROP

First job: Was a bouncer at Varsity Bar near TCU's campus

Surprisingly good skill: Proficient at graphic design and using technology

First jersey: Magic Johnson, L.A. Lakers

Three favorite throwback jerseys: Michael Jordan, Chicago Bulls; Allen Iverson, Philadelphia 76ers; Kobe Bryant, Los Angeles Lakers

Best player he has faced: San Francisco 49ers and former Oregon DE DeForest Buckner

Favorite TV shows: *Breaking Bad*, *Sons of Anarchy* and *Blacklist*

Prized possession: His family

TRANSACTIONS

2018 Drafted by PHI in 6th round (206th overall)
Signed 4-year contract

CAREER STATISTICS

			OFF SNAPS	
Year	**Team**	**GP/S**	**No**	**Pct**
2018	Philadelphia	0/0	0	0%
Totals		**0/0**	**---**	**---**

LB LAROY REYNOLDS 50

6-1 | 240 6th Year

DOB: Nov. 3, 1990 (Age 27)



Virginia
UDFA ('13) by Jacksonville
Acquired: FA-18

In 2017, Reynolds recovered 2 fumbles on special teams during Atlanta's postseason run.

LaRoy Reynolds signed with the Eagles in the 2018 offseason after spending the previous two seasons with Atlanta (2016-17). Reynolds, who entered the NFL as an undrafted rookie with the Jaguars in 2013, has totaled 54 tackles (37 solo) and 34 special teams tackles in 68 career games (7 starts).

SPECIAL TEAMS TACKLES

JAGUARS PLAYERS IN 2014

LaRoy Reynolds	10
Will Ta'ufo'ou	7
Jordan Todman	7

SPECIAL TEAMS FUMBLE RECOVERIES

NFL PLAYERS SINCE 2013*

LaRoy Reynolds	4
Justin Bethel	4

** Includes postseason*

Reynolds is tied for the most special teams fumble recoveries (4) in the NFL since 2013.

CAREER HIGHLIGHTS

- Has registered a league-leading 4 special teams FRs since entering the NFL in 2013 (including postseason). The only other player with 4 special teams fumble recoveries since 2013 is three-time Pro Bowl and two-time first-team All-Pro special teamer **Justin Bethel**
- Recovered 2 fumbles on special teams in the 2017 playoffs

2017 - ATLANTA FALCONS (9/0, 2/0)

- Spent the first 7 games on Injured Reserve, but was activated on 10/31/17 and served as a key special teams contributor during Atlanta's playoff run. Recovered 1 special teams fumble in each of Atlanta's postseason games at LAR (1/6/18) and at Phi. (1/13/18). Both FRs led to Falcons' scores and leads

2016 - ATLANTA FALCONS (16/3, 3/0)

- Played in all 16 regular-season games and each of the Falcons' 3 playoff contests, including **Super Bowl LI** vs. NE (2/5/17)
- Made 3 starts and registered career highs in tackles (23) and defensive snaps (138)

2014 - JACKSONVILLE JAGUARS (16/3)

- Appeared in all 16 games and made the first starts of his pro career (3). Registered 13 tackles on defense and led the Jaguars with a career-high 10 special teams tackles

LB LAROY REYNOLDS 50

CAREER STATISTICS																		
			TACKLES					PASS DEFENSE						FUMBLES			DEF SNAPS	
Year	Team	GP/S	Total	Solo	Asst	TFL	Sacks	Int	Yds	Lg	TD	PD	QPH	FF	FR	Yds	No	Pct
2013	Jacksonville	12/0	9	7	2	0	0.0	0	0	--	0	1	0	0	0	0	57	6%
2014	Jacksonville	16/3	13	9	4	1	0.0	0	0	--	0	0	1	0	0	0	116	10%
2015	Jacksonville	2/0	0	0	0	0	0.0	0	0	--	0	0	0	0	0	0	0	0%
	Chicago	13/1	7	7	0	1	0.0	0	0	--	0	0	0	0	0	0	78	8%
	Totals	15/1	7	7	0	1	0.0	0	0	--	0	0	0	0	0	0	---	---
2016	Atlanta	16/3	23	13	10	0	0.0	0	0	--	0	0	1	0	0	0	138	12%
2017	Atlanta	9/0	2	1	1	0	0.0	0	0	--	0	0	0	0	0	0	14	1%
2018	Philadelphia	12/0	0	0	0	0	0.0	0	0	--	0	0	0	0	0	0	4	1%
Totals		**80/7**	**54**	**37**	**17**	**2**	**0.0**	**0**	**0**	**--**	**0**	**1**	**2**	**0**	**0**	**0**	**---**	**---**
PLAYOFFS																		
2016	Atlanta	3/0	0	0	0	0	0.0	0	0	--	0	0	0	0	0	0	5	2%
2017	Atlanta	2/0	0	0	0	0	0.0	0	0	--	0	0	0	0	0	0	2	1%
Totals		**5/0**	**0**	**0**	**0**	**0**	**0.0**	**0**	**0**	**--**	**0**	**0**	**0**	**0**	**0**	**0**	**---**	**---**

ADDITIONAL STATISTICS

Special Teams Tackles: 37 - *2018 (3); 2017 (5); 2016 (7); 2015 (6); 2014 (10); 2013 (6)* **Postseason Special Teams Tackles:** 3 - *2017 (3)*

Special Teams FRs: 2 - 9/26/16 at NO; 10/19/14 vs. Cle. **Postseason Special Teams FRs:** 2 - 1/13/18 at Phi.; 1/6/18 at LAR

CAREER HIGHS		
Tackles	6	2x, last: 9/7/14 at Phi.
Sacks	--	---
PDs	1	12/29/13 at Ind.
FFs	--	---
FRs	--	---

2018 GAME-BY-GAME STATISTICS (PHI)												
Date	Opp		GP/S	Tot	Solo	Sk	Int	PD	FF	FR	Snaps	Pct
Sep 6	Atl	W	1/0	0	0	0.0	0	0	0	0	1	1%
Sep 16	at TB	L	1/0	0	0	0.0	0	0	0	0	0	0%
Sep 23	Ind	W	1/0	0	0	0.0	0	0	0	0	0	0%
Sep 30	at Ten	L	1/0	0	0	0.0	0	0	0	0	0	0%
Oct 7	Min	L	1/0	0	0	0.0	0	0	0	0	1	2%
Oct 11	at NYG	W	1/0	0	0	0.0	0	0	0	0	0	0%
Oct 21	Car	L	1/0	0	0	0.0	0	0	0	0	1	2%
Oct 28	at Jax	W	1/0	0	0	0.0	0	0	0	0	1	2%
Nov 11	Dal	L	1/0	0	0	0.0	0	0	0	0	0	0%
Nov 18	at NO	L	1/0	0	0	0.0	0	0	0	0	0	0%
Nov 25	NYG	W	1/0	0	0	0.0	0	0	0	0	0	0%
Dec 3	Was	W	1/0	0	0	0.0	0	0	0	0	0	0%
Dec 9	at Dal											
Dec 16	at LAR											
Dec 23	Hou											
Dec 30	at Was											
Totals			**12/0**	**0**	**0**	**0.0**	**0**	**0**	**0**	**0**	**4**	**1%**

COLLEGE HIGHLIGHTS

- Played in 45 games over four season at the University of Virginia and earned All-ACC honorable mention as a senior in 2012. Was named a team captain that season and finished second on the team in tackles (90) and TFL (9.5). Also finished second on the team in tackles (81) as a junior in 2011
- As a sophomore in 2010, made the transition from safety to linebacker. Despite switching positions, led the team with 66 tackles

TRANSACTIONS

2013	Signed by JAX as undrafted free agent
11/12/13	Suspended by NFL for 4 games
12/6/13	Suspension lifted
9/26/15	Waived by Jaguars
9/29/15	Signed by CHI
3/16/16	Signed by ATL
3/9/17	Re-signed by ATL
5/15/18	Signed by PHI

TE RICHARD RODGERS 82

6-4 | 257 5th Year

DOB: Jan. 22, 1992 (Age 26)

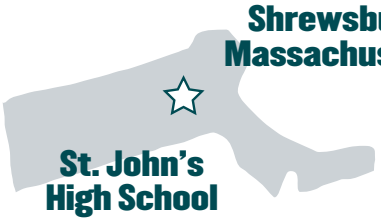

California
D3-14 (98th overall)
by Green Bay
Acquired: FA-GB-18

Richard Rodgers was signed by the Eagles during the 2018 offseason after spending the first four years of his career with Green Bay. Rodgers was selected by the Packers in the 3rd round (98th overall) of the 2014 NFL Draft and has registered 120 receptions for 1,166 yards and 13 TDs in 63 career regular-season games (24 starts).

MOST RECEIVING TDs

NFL TIGHT ENDS IN 2015

Tyler Eifert (Cin.)	13
Rob Gronkowski (NE)	11
Jordan Reed (Was.)	11
Gary Barnidge (Cle.)	9
Richard Rodgers (GB)	8

ALL-TIME PACKERS TIGHT ENDS

Paul Coffman (1983)	11
Keith Jackson (1996)	10
Bubba Franks (2001)	9
Paul Coffman (1984)	9
Richard Rodgers (2015)	8
Jermichael Finley (2011)	8

500+ YARDS & 8+ TDS IN FIRST OR SECOND NFL SEASON

NFL TIGHT ENDS SINCE 2010

RICHARD RODGERS
2015
(510-8)

JIMMY GRAHAM
2011
(1,310-11)

ROB GRONKOWSKI
2011
(1,327-17)

ROB GRONKOWSKI
2010
(546-10)

THREE STEP DROP

Prized possession: His high school varsity letterman jacket

Surprisingly good at: Ping pong

Moment left star struck: Meeting Ray Allen in Boston

Favorite movie: *The Sandlot*

Favorite music: Hip-hop, Childish Gambino

Favorite meal: Cereal

First jersey: Jason Kidd

CAREER HIGHLIGHTS

- Has played in more regular-season games (63) than any other tight end that entered the league in 2014, missing only 1 game during his four-year career
- In 2015, ranked 5th among NFL TEs with a career-high 8 TDs (tied for 5th-most by a TE in Packers history), trailing only **Tyler Eifert** (13), **Rob Gronkowski** (11), **Jordan Reed** (11) and **Gary Barnidge** (9)
- Set a single-game, regular-season record for receiving yards by a Packers TE (146) at Det. (12/3/15), highlighted by his game-winning 61-yard TD on a Hail Mary pass from **Aaron Rodgers** on the final play of the game
- The Hail Mary was the 2nd-longest come-from-behind, game-ending TD from scrimmage in the fourth quarter in NFL history, behind Lions QB **Earl Morrall**'s 65-yard TD pass to TE **Jim Gibbons** on 12/4/60

TE RICHARD RODGERS 82

CAREER STATISTICS									
			RECEIVING					OFF SNAPS	
Year	Team	GP/S	Rec	Yds	Avg	Lg	TD	No	Pct
2014	Green Bay	16/5	20	225	11.3	43	2	480	46%
2015	Green Bay	16/12	58	510	8.8	61t	8	799	70%
2016	Green Bay	16/6	30	271	9.0	22	2	604	56%
2017	Green Bay	15/1	12	160	13.3	36	1	305	29%
2018	Philadelphia	3/0	0	0	---	--	0	18	2%
Totals		**66/24**	**120**	**1166**	**9.7**	**61t**	**13**	**---**	**---**
PLAYOFFS									
2014	Green Bay	2/0	5	48	9.6	13t	1	50	36%
2015	Green Bay	2/2	7	56	8.0	15	0	124	84%
2016	Green Bay	3/0	1	34	34.0	34t	1	67	33%
Totals		**7/2**	**13**	**138**	**10.6**	**34t**	**2**	**---**	**---**

ADDITIONAL STATISTICS

Rushing: 1 for 11 yards on 9/13/15 at Chicago

FRs: 2 - *2015 (1); 2014 (1)* **Miscellaneous FRs:** 2 - *2015 (1); 2014 (1)*

CAREER HIGHS		
Receptions	8	12/3/15 at Det.
Receiving Yards	146	12/3/15 at Det.
Receiving Long	61t	12/3/15 at Det.
Receiving TDs	2	11/8/15 at Car.

CAREER HIGHLIGHTS (Continued)

2017 - GREEN BAY PACKERS (15/1)

- Caught 12 passes for 160 yards (13.3 avg.) and 1 TD
- Posted a season-high 4 receptions for a season-best 77 yards (19.3 avg.) and 1 TD at Car. (12/17/17). His 19.3 yards per reception were a career high. Became the first Green Bay TE with 75+ yards in a game on 4-or-fewer receptions since **Jermichael Finley** on 10/13/13 at Baltimore

2016 - GREEN BAY PACKERS (16/6, 3/0)

- Produced 30 catches for 271 yards and 2 TDs in the regular season and added a 34-yard receiving TD in the playoffs

2015 - GREEN BAY PACKERS (16/12, 2/2)

- Ranked 5th among NFL TEs with a career-high 8 TDs (tied for 5th-most by a TE in Packers history), trailing only **Tyler Eifert** (13), **Rob Gronkowski** (11), **Jordan Reed** (11) and **Gary Barnidge** (9)
- Became just the fourth TE in team history to record 55+ receptions (58) in a single season, joining **Paul Coffman**, **Jermichael Finley** and **Jackie Harris**
- Was one of only four NFL TEs in 2015 with 55+ receptions (58), 500+ receiving yards (510) and 8+ receiving TDs (8), joining **Rob Gronkowski**, **Jordan Reed** and **Gary Barnidge**
- Registered postseason career highs in receptions (7) and receiving yards (56) during the Packers' playoff run
- Set a single-game, regular-season record for receiving yards by a Packers TE (146) at Det. (12/3/15), highlighted by his game-winning 61-yard TD on a Hail Mary pass from **Aaron Rodgers** on the final play of the game
- The Hail Mary was the 2nd-longest come-from-behind, game-ending TD from scrimmage in the fourth quarter in NFL history, behind Lions QB **Earl Morrall**'s 65-yard TD pass to TE **Jim Gibbons** on 12/4/60

FAMILY TIES

Rodgers' father, Richard Sr., is the assistant defensive backs/safeties coach for the Carolina Panthers. Richard Sr. was a two-time All-Pacific-10 selection as a defensive back at California, where he was prominently involved in "The Play" against Stanford in 1982, making the last of five laterals. Richard Sr. went on to play three seasons (1987-88, 1992) in the Arena Football League.

Rodgers' uncle, Gill Byrd, was most recently the cornerbacks coach for the Tampa Bay Buccaneers. His cousin, Jairus Byrd, played safety for the Buffalo Bills from 2009-13 and the New Orleans Saints from 2014-16.

Rodgers' grandfather, Clyde Mashore, played professional baseball for five seasons (1969-73), and his uncle, Damon Mashore, played three seasons in the majors (1996-98).

BIRDSEED

Rodgers attended St. John's (MA) High School, where he was named a Prep Star All-American after leading all Massachusetts Division C-1 players in receiving, sacks and scoring as a senior in 2010. Rodgers caught 65 passes for 1,064 yards (16.4 avg.) and 16 TDs for a 12-1 squad that won the state's Division IA Conference with a 5-0 league mark. At defensive end, he registered 35 tackles, 8.0 sacks, 1 INT, 4 FFs and 2 FRs. Rodgers was also named the Defensive MVP of the Division IA Conference as a junior in 2009 after posting 42 tackles, 3.0 sacks and 4 INTs, including one he returned 75 yards for a TD. Rodgers, who resides in Santa Rosa, CA, majored in American Studies at California.

@richard_rodgers11

TE RICHARD RODGERS 82

2018 GAME-BY-GAME STATISTICS (PHI)										
				RECEIVING					SNAPS	
Date	Opp		GP/S	Rec	Yds	Avg	Lg	TD	No	Pct
ACTIVATED FROM INJURED RESERVE (KNEE) ON 11/16/18										
Nov 18	at NO	L	1/0	0	0	---	--	0	0	0%
Nov 25	NYG	W	1/0	0	0	---	--	0	8	12%
Dec 3	Was	W	1/0	0	0	---	--	0	10	13%
Dec 9	at Dal									
Dec 16	at LAR									
Dec 23	Hou									
Dec 30	at Was									
Totals			**3/0**	**0**	**0**	**---**	**--**	**0**	**18**	**2%**

2016 GAME-BY-GAME STATISTICS (GB)										
				RECEIVING					SNAPS	
Date	Opp		GP/S	Rec	Yds	Avg	Lg	TD	No	Pct
Sep 11	at Jax	W	1/0	1	22	22.0	22	0	25	39%
Sep 18	at Min	L	1/0	2	25	12.5	15	0	36	51%
Sep 25	Det	W	1/1	2	9	4.5	7	1	43	80%
Oct 9	NYG	W	1/1	1	6	6.0	6	0	73	91%
Oct 16	Dal	L	1/0	2	15	7.5	12	0	47	67%
Oct 20	Chi	W	1/1	1	7	7.0	7	0	48	55%
Oct 30	at Atl	L	1/1	0	0	---	--	0	26	42%
Nov 6	Ind	L	1/0	6	64	10.7	22	0	49	71%
Nov 13	at Ten	L	1/1	4	27	6.8	12	0	65	83%
Nov 20	at Was	L	1/0	4	28	7.0	11	0	21	31%
Nov 28	at Phi	W	1/0	0	0	---	--	0	26	37%
Dec 4	Hou	W	1/0	2	16	8.0	9	0	27	47%
Dec 11	Sea	W	1/0	1	8	8.0	8	0	34	58%
Dec 18	at Chi	W	1/1	1	10	10.0	10	0	20	33%
Dec 24	Min	W	1/0	2	20	10.0	13t	1	29	49%
Jan 1	at Det	W	1/0	1	14	14.0	14	0	35	47%
Totals			**16/6**	**30**	**271**	**9.0**	**22**	**2**	**604**	**56%**
PLAYOFFS										
Jan 8	NYG	W	1/0	0	0	---	--	0	25	35%
Jan 15	at Dal	W	1/0	1	34	34.0	34t	1	25	37%
Jan 22	at Atl	L	1/0	0	0	---	--	0	17	25%
Totals			**3/0**	**1**	**34**	**34.0**	**34t**	**1**	**67**	**33%**

2017 GAME-BY-GAME STATISTICS (GB)										
				RECEIVING					SNAPS	
Date	Opp		GP/S	Rec	Yds	Avg	Lg	TD	No	Pct
Sep 10	Sea	W	1/0	0	0	---	--	0	5	6%
Sep 17	at Atl	L	1/0	2	22	11.0	14	0	10	13%
Sep 24	Cin	W	1/0	0	0	---	--	0	10	14%
Sep 28	Chi	W	1/0	0	0	---	--	0	10	18%
Oct 8	at Dal	W	1/0	1	16	16.0	16	0	6	10%
Oct 15	at Min	L	1/0	0	0	---	--	0	11	17%
Oct 22	NO	L	1/0	0	0	---	--	0	6	11%
Nov 6	Det	L	1/0	1	5	5.0	5	0	33	56%
Nov 12	at Chi	W	1/0	1	8	8.0	8	0	32	49%
Nov 19	Bal	L	1/0	1	3	3.0	3	0	37	54%
Nov 26	at Pit	L	1/0	1	25	25.0	25	0	37	67%
Dec 3	TB	W	1/0	1	4	4.0	4	0	29	53%
Dec 10	at Cle	W	1/0	0	0	---	--	0	40	53%
Dec 17	at Car	L	1/1	4	77	19.3	36	1	37	54%
Dec 23	Min	L	1/0	0	0	---	--	0	2	3%
Dec 31	at Det	L	0/0	INACTIVE (SHOULDER)						
Totals			**15/1**	**12**	**160**	**13.3**	**36**	**1**	**305**	**29%**

CAREER HIGHLIGHTS (Continued)

2014 - GREEN BAY PACKERS (16/5, 2/0)

- Played in all 16 games as a rookie and totaled 20 catches for 225 yards and 2 TDs. Became the first Packers rookie TE to play in all 16 games since **Bubba Franks** in 2000
- Posted 5 receptions for 48 yards and 1 TD in the playoffs

COLLEGE HIGHLIGHTS

- Appeared in 35 games (11 starts) during his three seasons at California and finished with 59 receptions for 896 yards (15.2 avg.) and 2 TDs. Played tight end for his first two seasons before moving to inside receiver as a junior in 2013

TRANSACTIONS

2014	Drafted by GB in 3rd round (98th overall)
	Signed 4-year contract
4/4/18	Agreed to terms with PHI on 1-year contract
9/4/18	Placed on Injured Reserve (knee)
11/16/18	Activated from Injured Reserve (knee)

OL ISAAC SEUMALO 73

6-4 | 303 3rd Year

DOB: Oct. 29, 1993 (Age 25)

Corvallis, Oregon

Corvallis High School

Oregon State
D3-16 (79th overall) by Philadelphia

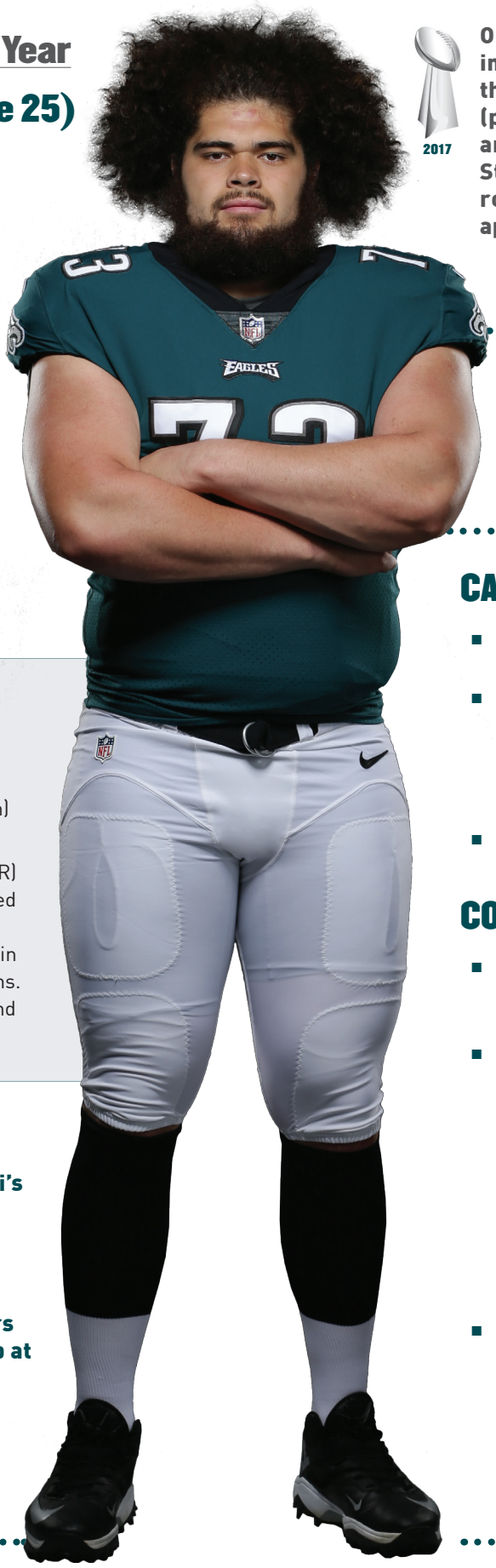

2017

Originally selected by Philadelphia in the 3rd round (79th overall) of the 2016 NFL Draft, **Isaac Seumalo** (pronounced SAY-u-MAH-low) was an All-Pac-12 honoree at Oregon State. He has played a key reserve role on the Eagles offensive line, appearing in 23 games and making 6 starts at three positions in his first two seasons.

In his first two seasons, Seumalo has played in 23 games while making 6 starts at three different positions.

BIRDSEED

Seumalo is the son of Karen and Joe Seumalo and has three brothers (Andrew, Levi and Noah) and one sister (Jessi).

Seumalo prepped at Corvallis (OR) High School, where he was named 5A First-Team All-State as an offensive and defensive lineman in both his junior and senior seasons. He was also an Under Armour and ESPN All-American.

THREE STEP DROP

Favorite sports moment: **Hawaii's 2008 Sugar Bowl season**

If he could play another sport: **Ping pong**

First job: **Delivering newspapers in his neighborhood. Woke up at 3 a.m. to start his route**

Favorite meal: **Hawaiian food**

Favorite TV show: ***It's Always Sunny in Philadelphia***

CAREER HIGHLIGHTS

- Played in a career-high 14 games in 2017, starting 2 games at LG
- Proved to be a key reserve on the offensive line as a rookie in 2016, seeing action in 9 games and starting 4 contests at three different positions (2 at RG, 1 at LG, 1 at RT)
- Made the first start of his career when he opened at RG vs. GB (11/28/16)

COLLEGE HIGHLIGHTS

- Made 37 career starts at Oregon State, opening contests at every position on the offensive line except for left guard
- Sat out the 2014 season recovering from a foot injury, but returned to the field as a redshirt junior in 2015 and went on to start all 12 games for the Beavers (9 at RG, 3 at LT). Prior to the season, was named to the Outland Trophy and Rotary Lombardi Award watch lists and finished the year with All-Pac-12 Honorable Mention and Pac-12 All-Academic First Team honors
- Started 10 games at center and 2 games at RT as a sophomore in 2013, earning Pac-12 All-Conference Second Team honors, while also being named to the Capital One Academic All-District team and the Pac-12 All-Academic First Team

CAREER STATISTICS							
			STARTS			OFF SNAPS	
Year	Team	GP/S	LG	RG	RT	No	Pct
2016	Philadelphia	9/4	1	2	1	335	30%
2017	Philadelphia	14/2	2	0	0	284	25%
2018	Philadelphia	12/8	8	0	0	523	64%
Totals		**35/14**	**11**	**2**	**1**	**---**	**---**
PLAYOFFS							
2017	Philadelphia	3/0	0	0	0	23	11%
Totals		**3/0**	**0**	**0**	**0**	**---**	**---**

FOOTBALL IS FAMILY

Seumalo's father, Joe, played college football at Hawaii and is currently the defensive line coach at San Jose State. Prior to coaching, Joe played professionally in NFL Europe and the Canadian Football League.

Joe Seumalo and Eagles head coach Doug Pederson were teammates in 1995 with the Rhein Fire.

Seumalo's brother, Andrew, is the defensive line coach at Lafayette (PA) College and played DT for OSU from 2009-2012. Isaac and Andrew teamed up for one season when Isaac was a freshman and Andrew was a senior.

Seumalo's sister, Jessi, played volleyball for the Beavers and is a football recruiting assistant at her alma mater.

COLLEGE HIGHLIGHTS (Continued)

- In 2012, became the first freshman starting center for Oregon State since **Roger Levasa** in 1978. Was just one of two true freshmen in the country to start their team's season opener at center. Earned All-Pac-12 honorable mention and was named Freshman All-America by *Phil Steele* and *CBSSports.com*

TRANSACTIONS

2016 Drafted by PHI in 3rd round (79th overall)
Signed 4-year contract

RB WENDELL SMALLWOOD 28

5-10 | 208 3rd Year

DOB: Jan. 20, 1994 (Age 24)

Elkton, Maryland

Eastern Christian Academy

West Virginia
D5a-16 (153rd overall)
by Philadelphia

2017

A native of Wilmington, DE, **Wendell Smallwood** was selected by the Eagles in the 5th round (153rd overall) of the 2016 NFL Draft. Smallwood was an All-Big 12 honoree at West Virginia, where he rushed for the 4th-most yards (1,519) in single-season school history as a junior in 2015.

KICKOFF RETURN AVG.

NFL PLAYERS (2016-17)

Alvin Kamara	31.5
Marqise Lee	30.3
Cordarrelle Patterson	30.2
Bobby Rainey	28.5
Jordan Todman	28.1
Tyreek Hill	27.4
Wendell Smallwood	27.2

(min. 10 kickoff returns)

MOST RUSHING YARDS

WEST VIRGINIA SINGLE-SEASON HISTORY

1,744	Steve Slaton (2006)
1,710	Avon Cobourne (2002)
1,589	Amos Zereoue (1997)
1,519	W. Smallwood (2015)

THREE STEP DROP

First job: Counselor at the YMCA

Favorite quote: "Do you not know that in a race all the runners run, but only one gets the prize? Run in such a way as to get the prize." - Corinthians 9:24

If he could play another sport, what position: Shooting guard, Philadelphia 76ers

Player he models his game after: Marshall Faulk

Three favorite throwback jerseys: Brian Westbrook, Philadelphia Eagles; Michael Vick, Atlanta Falcons; Michael Jordan, North Carolina

CAREER HIGHLIGHTS

2018 - PHILADELPHIA EAGLES (12/5)

- Hauled in a career-long 36-yard receiving TD from **Carson Wentz** to give the Eagles a 17-6 advantage in the 3rd quarter at Jax. (10/28/18)
- Recorded the 1st receiving TD and 2-point conversion (run) of his career to bring the Eagles within a TD, 20-14, in the 4th quarter vs. Min. (10/7/18)
- Capped off a 17-play, 11:18 drive with a 4-yard rushing TD to put the team ahead, 20-16, late in the 4th quarter vs. Ind. (9/23/18). Finished the day with 56 rushing yards on 10 carries (5.6 avg.) and 35 receiving yards on 3 receptions (11.7 avg.)

2017 - PHILADELPHIA EAGLES (8/3, 0/0)

- Posted a career-high-tying 4 receptions for a career-high 45 yards and recorded his 2nd career rushing TD at LAC (10/1/17)

RB WENDELL SMALLWOOD 28

CAREER STATISTICS																				
			RUSHING					RECEIVING						OFF SNAPS		KICK RETURNS				
Year	Team	GP/S	Att	Yds	Avg	Lg	TD	Rec	Yds	Avg	Lg	TD	TYS	No	Pct	Ret	Yds	Avg	Lg	TD
2016	Philadelphia	13/3	77	312	4.1	19	1	6	55	9.2	18	0	367	164	16%	9	261	29.0	86t	1
2017	Philadelphia	8/3	47	174	3.7	26	1	13	103	7.9	24	0	277	172	15%	4	93	23.3	28	0
2018	Philadelphia	12/5	63	257	4.1	15	1	18	173	9.6	36t	2	430	257	31%	2	33	16.5	17	0
Totals		**33/11**	**187**	**743**	**4.0**	**26**	**3**	**37**	**331**	**8.9**	**36t**	**2**	**1074**	**---**	**---**	**15**	**387**	**25.8**	**86t**	**1**
PLAYOFFS																				
2017	Philadelphia	0/0	0	0	---	--	0	0	0	---	--	0	0	0	0%	0	0	---	--	0
Totals		**0/0**	**0**	**0**	**---**	**--**	**0**	**0**	**0**	**---**	**--**	**0**	**0**	**---**	**---**	**0**	**0**	**---**	**--**	**0**

ADDITIONAL STATISTICS

Fumbles/Lost: 1/1 - *2016 (1/1)* **Special Teams Tackles:** 4 - *2018 (2); 2016 (2)*

CAREER HIGHLIGHTS (Continued)

- Rushed 12 times for a team-high 71 rushing yards (5.9 avg.) vs. NYG (9/24/17), marking the 2nd-highest single-game total of his career (79 yards on 9/25/16 vs. Pit.)

2016 - PHILADELPHIA EAGLES (13/3)

- Registered his first-career kickoff return TD (86 yards) at Was. (10/16/16), becoming the first Eagles rookie RB to do so since **Derrick Witherspoon** on 12/17/95 vs. Arizona (86 yards)
- Smallwood and **Josh Huff** (98-yard TD vs. Min. on 10/23/16) became the first duo in Eagles history and NFL's fifth since 1970 to produce kickoff return TDs in consecutive weeks
- Rushed for a career-high 79 yards on 17 carries (4.6 avg.) and recorded the first TD of his NFL career vs. Pit. (9/25/16). His 79 rushing yards were the most by an Eagles rookie since **Bryce Brown** on 12/2/12 at Dal. (169 yards)

COLLEGE HIGHLIGHTS

- Appeared in 38 games (22 starts) and finished his three-year college career with 425 carries for 2,462 yards (5.8 avg.) and 12 TDs. Ended his West Virginia career ranked 9th all-time on the school's rushing list
- Compiled 68 career receptions for 618 yards (9.1 avg.), finishing 5th all-time among RBs in school history in both receptions and receiving yards
- In 2015, led the Big 12 in rushing yards with the 4th-highest single-season total in school history (1,519). Was named second-team All-Big 12 by the *Associated Press*

TRANSACTIONS

2016 Drafted by PHI in 5th round (153rd overall)
Signed 4-year contract

12/12/16 Placed on Injured Reserve (knee)

CAREER HIGHS		
Rush Attempts	18	10/11/18 at NYG
Rushing Yards	79	9/25/16 vs. Pit.
Rushing Long	26	11/5/17 vs. Den.
Rushing TDs	1	3x, last: 9/23/18 vs. Ind.
Receptions	4	2x, last: 10/1/17 at LAC
Receiving Yards	45	10/1/17 at LAC
Receiving Long	36t	10/28/18 at Jax.
Receiving TDs	1	2x, last: 10/28/18 at Jax.
Scrimmage Yards	91	9/23/18 vs. Ind.
Offensive TDs	1	5x, last: 10/28/18 at Jax.
Kick Returns	2	5x, last: 9/23/18 vs. Ind.
Kick Return Yards	86	10/16/16 at Was.
Kick Return Long	86t	10/16/16 at Was.

ALWAYS AN EAGLE

Smallwood grew up a fan of the Philadelphia Eagles in nearby Wilmington, DE. One of his favorite games he attended was the Eagles-Packers playoff game on January 11, 2004, when he witnessed the Eagles' 4th-and-26 conversion that led to a comeback win in overtime.

Smallwood's favorite all-time Eagle was Duce Staley, who now serves as his position coach. "I was star-struck at the combine after meeting him. I even asked for a picture with him."

BIRDSEED

Smallwood, who majored in criminology with a minor in communications at West Virginia, is the son of Nichelle Barber and Wendell Smallwood. Smallwood owns a pit bull named Prince.

Smallwood began playing football as a fullback and guard for the Claymont (DE) Falcons as a 7-year-old. He played his first three high school seasons at Red Lion Christian Academy in Bear, DE, before finishing high school at Eastern Christian Academy in Elkton, MD.

@WSmallwood28 @weetwiththe_wam

RB WENDELL SMALLWOOD 28

2018 GAME-BY-GAME STATISTICS (PHILADELPHIA)																					
				RUSHING					RECEIVING						SNAPS		KICK RETURNS				
Date	**Opp**		**GP/S**	**Att**	**Yds**	**Avg**	**Lg**	**TD**	**Rec**	**Yds**	**Avg**	**Lg**	**TD**	**TYS**	**No**	**Pct**	**Ret**	**Yds**	**Avg**	**Lg**	**TD**
Sep 6	Atl	W	1/0	0	0	---	--	0	0	0	---	--	0	0	1	1%	0	0	---	--	0
Sep 16	at TB	L	1/0	7	28	4.0	8	0	1	2	2.0	2	0	30	24	30%	0	0	---	--	0
Sep 23	Ind	W	1/1	10	56	5.6	11	1	3	35	11.7	34	0	91	29	35%	2	33	16.5	17	0
Sep 30	at Ten	L	1/0	5	39	7.8	15	0	3	15	5.0	11	0	54	36	46%	0	0	---	--	0
Oct 7	Min	L	1/0	3	27	9.0	13	0	3	44	14.7	23	1	71	29	49%	0	0	---	--	0
Oct 11	at NYG	W	1/1	18	51	2.8	8	0	1	0	0.0	0	0	51	44	62%	0	0	---	--	0
Oct 21	Car	L	1/1	9	32	3.6	10	0	2	5	2.5	7	0	37	35	52%	0	0	---	--	0
Oct 28	at Jax	W	1/1	8	24	3.0	10	0	2	42	21.0	36t	1	66	31	50%	0	0	---	--	0
Nov 11	Dal	L	1/1	2	4	2.0	3	0	3	30	10.0	18	0	34	21	34%	0	0	---	--	0
Nov 18	at NO	L	1/0	1	-4	-4.0	-4	0	0	0	---	--	0	-4	4	8%	0	0	---	--	0
Nov 25	NYG	W	1/0	0	0	---	--	0	0	0	---	--	0	0	1	2%	0	0	---	--	0
Dec 3	Was	W	1/0	0	0	---	--	0	0	0	---	--	0	0	2	3%	0	0	---	--	0
Dec 9	at Dal																				
Dec 16	at LAR																				
Dec 23	Hou																				
Dec 30	at Was																				
Totals			**12/5**	**63**	**257**	**4.1**	**15**	**1**	**18**	**173**	**9.6**	**36t**	**2**	**430**	**257**	**31%**	**2**	**33**	**16.5**	**17**	**0**

RB DARREN SPROLES 43

5-6 | 190 14th Year

DOB: June 20, 1983 (Age 35)

Olathe, Kansas

Olathe North High School

Kansas State

D4-05 (130th overall) by San Diego

Acquired: T-NO-14

2017

2017 Pro Bowl · 2016 Pro Bowl · 2015 Pro Bowl · AP 2015

One of the most versatile weapons in the NFL, **Darren Sproles** was originally acquired by the Eagles in a trade with the Saints in 2014. The three-time Pro Bowler is the only player in NFL history to record 30+ receiving TDs (30), 20+ rushing TDs (23), 1+ kickoff return TD (2) and 1+ punt return TD (7). Sproles also leads all active players and ranks 6th all-time with 19,257 career all-purpose yards.

THREE STEP DROP

If he could play another sport, what position/team: **Point guard, Chicago Bulls**

Talent he'd most like to have: **Ability to play drums**

If he could be any superhero: **Batman**

Actor that would play him in a movie: **Omar Epps**

Left starstruck: **Meeting Michael Jordan at NBA All-Star Weekend in Houston**

Favorite hobby: **Golfing**

Favorite meal: **Grandma's fried chicken**

Favorite TV show: ***The Wire***

First job: **Working on the assembly line at Culligan Water**

Three favorite throwback jerseys: **LaDainian Tomlinson, San Diego Chargers; Steve Atwater, Denver Broncos; Marshall Faulk, St. Louis Rams**

MOST CAREER ALL-PURPOSE YARDS

NFL HISTORY

JERRY RICE 23,546

BRIAN MITCHELL 23,330

WALTER PAYTON 21,803

EMMITT SMITH 21,564

TIM BROWN 19,682

DARREN SPROLES 19,257

MARSHALL FAULK 19,190

STEVE SMITH SR. 19,180

Sproles is the only player in NFL history with ...

30+ receiving TDs
20+ rushing TDs
1+ kickoff return TD
1+ punt return TD

RB DARREN SPROLES 43

CAREER STATISTICS

			RUSHING					RECEIVING						OFF SNAPS		PUNT RETURNS						KICKOFF RETURNS				
Year	**Team**	**GP/S**	**Att**	**Yds**	**Avg**	**Lg**	**TD**	**Rec**	**Yds**	**Avg**	**Lg**	**TD**	**TYS**	**No**	**Pct**	**Ret**	**FC**	**Yds**	**Avg**	**Lg**	**TD**	**Ret**	**Yds**	**Avg**	**Lg**	**TD**
2005	SD	15/0	8	50	6.3	21	0	3	10	3.3	6	0	60	N/A	N/A	18	5	108	6.0	23	0	63	1528	24.3	58	0
2006	SD	0/0	PLACED ON INJURED RESERVE (ANKLE) ON 8/31/06																							
2007	SD	15/0	37	164	4.4	34	2	10	31	3.1	14	0	195	N/A	N/A	24	2	229	9.5	45t	1	37	1008	27.2	89t	1
2008	SD	16/0	61	330	5.4	37	1	29	342	11.8	66t	5	672	N/A	N/A	22	12	249	11.3	43	0	53	1376	26.0	103t	1
2009	SD	16/2	93	343	3.7	21	3	45	497	11.0	81t	4	840	N/A	N/A	26	12	183	7.0	77t	1	54	1300	24.1	66	0
2010	SD	16/3	50	267	5.3	34	0	59	520	8.8	57t	2	787	N/A	N/A	24	11	166	6.9	16	0	51	1257	24.6	45	0
2011	NO	16/4	87	603	6.9	36	2	86	710	8.3	39	7	1313	N/A	N/A	29	19	294	10.1	72t	1	40	1089	27.2	92	0
2012	NO	13/6	48	244	5.1	47	1	75	667	8.9	44	7	911	444	40%	23	14	183	8.0	37	0	18	483	26.8	48	0
2013	NO	15/4	53	220	4.2	38	2	71	604	8.5	48	2	824	357	32%	29	21	194	6.7	28	0	12	225	21.3	32	0
2014	Phi	15/0	57	329	5.8	49t	6	40	387	9.7	57	0	716	337	29%	39	16	506	13.0	82t	2	1	15	15.0	15	0
2015	Phi	16/4	83	317	3.8	27	3	55	388	7.1	35t	1	705	394	34%	38	18	446	11.7	89t	2	1	20	20.0	20	0
2016	Phi	15/5	94	438	4.7	25t	2	52	427	8.2	73t	2	865	511	45%	17	13	224	13.2	66	0	1	19	19.0	19	0
2017	Phi	3/0	15	61	4.1	12	0	7	73	10.4	16	0	134	88	8%	1	5	10	10.0	10	0	0	0	---	--	0
2018	Phi	2/1	9	32	3.6	14t	1	4	22	5.5	9	0	54	38	5%	6	4	48	8.0	14	0	0	0	---	--	0
Totals		**173/29**	**695**	**3398**	**4.9**	**49t**	**23**	**536**	**4678**	**8.7**	**81t**	**30**	**8076**	**---**	**---**	**296**	**152**	**2840**	**9.6**	**89t**	**7**	**331**	**8350**	**25.2**	**103t**	**2**

PLAYOFFS

2006	SD	0/0	PLACED ON INJURED RESERVE (ANKLE) ON 8/31/06																							
2007	SD	3/0	4	35	8.8	26	0	3	61	20.3	56t	1	96	N/A	N/A	5	2	28	5.6	13	0	10	223	22.3	30	0
2008	SD	2/1	33	120	3.6	22t	2	10	136	13.6	62t	1	256	N/A	N/A	5	0	76	15.2	28	0	9	270	30.0	63	0
2009	SD	1/0	3	33	11.0	22	0	3	30	10.0	19	0	63	N/A	N/A	2	1	3	1.5	3	0	2	44	22.0	27	0
2011	NO	2/2	13	54	4.2	17t	2	19	152	8.0	44t	1	206	N/A	N/A	5	2	33	6.6	13	0	4	92	23.0	28	0
2013	NO	2/0	7	31	4.4	13	0	9	63	7.0	14	0	94	62	42%	3	2	31	10.3	14	0	6	141	23.5	39	0
2017	Phi	0/0	PLACED ON INJURED RESERVE (KNEE) ON 9/25/17																							
Totals		**10/3**	**60**	**273**	**4.6**	**26**	**4**	**44**	**442**	**10.0**	**62t**	**3**	**715**	**-**	**-**	**20**	**7**	**171**	**8.6**	**28**	**0**	**31**	**770**	**24.8**	**63**	**0**

ADDITIONAL STATISTICS

Fumbles/Lost: 21/12 - *2017 (1/1); 2016 (1/0); 2015 (2/0); 2014 (2/1); 2013 (2/2); 2010 (3/3); 2009 (3/1); 2008 (3/2); 2007 (1/0); 2005 (3/2)*

CAREER HIGHS

Rush Attempts	25	12/16/07 vs. Det.	**Scrimmage Yards**	178	9/15/14 at Ind.
Rushing Yards	122	12/16/07 vs. Det.	**Kickoff Returns**	8	10/26/08 at NO
Rushing Long	49t	9/7/14 vs. Jax.	**Kickoff Return Yards**	201	10/26/08 at NO
Rushing TDs	2	4x, last: 1/7/12 vs. Det. (WC)	**Kickoff Return Long**	103t	9/14/08 at Den.
Receptions	15	1/14/12 at SF (Div.)	**Punt Returns**	7	11/15/15 vs. Mia.
Receiving Yards	152	9/15/14 at Ind.	**Punt Return Yards**	115	12/6/15 at NE
Receiving Long	81t	9/20/09 vs. Bal.	**Punt Return Long**	89t	9/27/15 at NYJ
Receiving TDs	2	12/4/08 vs. Oak.	**All-Purpose Yards**	278	9/20/09 vs. Bal.

RB DARREN SPROLES 43

2018 GAME-BY-GAME STATISTICS (PHILADELPHIA)

				RUSHING					RECEIVING						SNAPS		PUNT RETURNS						KICKOFF RETURNS				
Date	**Opp**		**GP/S**	**Att**	**Yds**	**Avg**	**Lg**	**TD**	**Rec**	**Yds**	**Avg**	**Lg**	**TD**	**TYS**	**No**	**Pct**	**Ret**	**FC**	**Yds**	**Avg**	**Lg**	**TD**	**Ret**	**Yds**	**Avg**	**Lg**	**TD**
Sep 6	Atl	W	1/1	5	10	2.0	5	0	4	22	5.5	9	0	32	29	40%	3	1	29	9.7	12	0	0	0	---	--	0
Sep 16	at TB	L	0/0	INACTIVE (HAMSTRING)																							
Sep 23	Ind	W	0/0	INACTIVE (HAMSTRING)																							
Sep 30	at Ten	L	0/0	INACTIVE (HAMSTRING)																							
Oct 7	Min	L	0/0	INACTIVE (HAMSTRING)																							
Oct 11	at NYG	W	0/0	INACTIVE (HAMSTRING)																							
Oct 21	Car	L	0/0	INACTIVE (HAMSTRING)																							
Oct 28	at Jax	W	0/0	INACTIVE (HAMSTRING)																							
Nov 11	Dal	L	0/0	INACTIVE (HAMSTRING)																							
Nov 18	at NO	L	0/0	INACTIVE (HAMSTRING)																							
Nov 25	NYG	W	0/0	INACTIVE (HAMSTRING)																							
Dec 3	Was	W	1/0	4	22	5.5	14t	1	0	0	---	--	0	22	9	12%	3	3	19	6.3	14	0	0	0	---	--	0
Dec 9	at Dal																										
Dec 16	at LAR																										
Dec 23	Hou																										
Dec 30	at Was																										
Totals			**2/1**	**9**	**32**	**3.6**	**14t**	**1**	**4**	**22**	**5.5**	**9**	**0**	**54**	**38**	**5%**	**6**	**4**	**48**	**8.0**	**14**	**0**	**0**	**0**	**---**	**--**	**0**

MOTHER KNOWS BEST

Sproles credits his late mother, Annette, for helping him become the person he is today. Annette bravely fought cancer for five years after being diagnosed in 2000. Even though Sproles was recruited by several schools to play football, he chose to attend Kansas State to be close to his mother.

"I wanted to be near her for my family. I wanted it to be easy for her to see my games if she wanted to go. She was a true fighter. I miss her every day."

When Annette passed away in 2004, Sproles honored a promise to his mother to return to school his senior year to complete his degree in criminal justice. "My mom is my hero. She kept me focused on the right things."

SPROLES EMPOWERED YOUTH

The **Sproles Empowered Youth Foundation** is a non-profit organization founded in 2011 that is designed to benefit underserved youth and empower teen boys and girls with life skills that will encourage them to become successful and responsible adults. For more information on Sproles Empowered Youth, please visit **SprolesEmpoweredYouth.org**.

HIGH SCHOOL STANDOUT

Sproles was a two-time all-state, all-metro and all-league selection at Olathe High School, where he finished his career with 79 TDs and 5,230 rushing yards. As a senior, he was named Kansas Player of the Year by *USA Today* and earned a spot in the Kansas Hall of Fame after helping lead the school to its fourth state championship in five years.

BIRDSEED

Sproles is the son of Larry and Annette Sproles. He also has a younger brother, Terrance. Sproles and his wife, Michel, have two daughters: Devyn and Rhyan. Sproles' father, Larry, played at MidAmerica Nazarene University. "My dad had the same build as me, same type of player. He was shifty, quick and did a lot of things just like me."

@DarrenSproles @dsproles43

RB DARREN SPROLES 43

2017 GAME-BY-GAME STATISTICS (PHILADELPHIA)

				RUSHING					RECEIVING						SNAPS		PUNT RETURNS						KICKOFF RETURNS				
Date	**Opp**		**GP/S**	**Att**	**Yds**	**Avg**	**Lg**	**TD**	**Rec**	**Yds**	**Avg**	**Lg**	**TD**	**TYS**	**No**	**Pct**	**Ret**	**FC**	**Yds**	**Avg**	**Lg**	**TD**	**Ret**	**Yds**	**Avg**	**Lg**	**TD**
Sep 10	at Was	W	1/0	2	2	1.0	2	0	5	43	8.6	15	0	45	33	49%	0	2	0	---	--	0	0	0	---	--	0
Sep 17	at KC	L	1/0	10	48	4.8	12	0	2	30	15.0	16	0	78	50	69%	1	2	10	10.0	10	0	0	0	---	--	0
Sep 24	NYG	W	1/0	3	11	3.7	11	0	0	0	---	--	0	11	5	7%	0	1	0	---	--	0	0	0	---	--	0
PLACED ON INJURED RESERVE (KNEE) ON 9/25/17																											
Totals			**3/0**	**15**	**61**	**4.1**	**12**	**0**	**7**	**73**	**10.4**	**16**	**0**	**134**	**88**	**8%**	**1**	**5**	**10**	**10.0**	**10**	**0**	**0**	**0**	**---**	**--**	**0**

2016 GAME-BY-GAME STATISTICS (PHILADELPHIA)

				RUSHING					RECEIVING						SNAPS		PUNT RETURNS						KICKOFF RETURNS				
Date	**Opp**		**GP/S**	**Att**	**Yds**	**Avg**	**Lg**	**TD**	**Rec**	**Yds**	**Avg**	**Lg**	**TD**	**TYS**	**No**	**Pct**	**Ret**	**FC**	**Yds**	**Avg**	**Lg**	**TD**	**Ret**	**Yds**	**Avg**	**Lg**	**TD**
Sep 11	Cle	W	1/1	5	12	2.4	6	0	2	24	12.0	15	0	36	38	49%	4	1	59	14.8	40	0	1	19	19.0	19	0
Sep 19	at Chi	W	1/1	12	40	3.3	14	0	2	8	4.0	6	0	48	41	57%	0	3	0	---	--	0	0	0	---	--	0
Sep 25	Pit	W	1/0	2	-1	-0.5	0	0	6	128	21.3	73t	1	127	24	48%	2	0	16	8.0	14	0	0	0	---	--	0
Oct 9	at Det	L	1/0	5	45	9.0	15	0	4	23	5.8	11	0	68	34	56%	1	0	6	6.0	6	0	0	0	---	--	0
Oct 16	at Was	L	1/0	4	20	5.0	11	0	1	4	4.0	4	0	24	23	44%	3	0	31	10.3	14	0	0	0	---	--	0
Oct 23	Min	W	1/0	3	26	8.7	17	0	2	23	11.5	19	0	49	26	45%	0	1	0	---	--	0	0	0	---	--	0
Oct 30	at Dal	L	1/0	15	86	5.7	19	0	5	17	3.4	12	0	103	63	81%	2	1	9	4.5	9	0	0	0	---	--	0
Nov 6	at NYG	L	1/1	13	57	4.4	17	0	3	14	4.7	6	0	71	60	80%	2	1	76	38.0	66	0	0	0	---	--	0
Nov 13	Atl	W	1/0	2	19	9.5	11	0	8	57	7.1	12	0	76	31	39%	0	3	0	---	--	0	0	0	---	--	0
Nov 20	at Sea	L	1/1	2	15	7.5	8	0	1	6	6.0	6	0	21	10	13%	1	1	15	15.0	15	0	0	0	---	--	0
Nov 28	GB	L	1/0	3	6	2.0	3	0	5	48	9.6	17	0	54	31	53%	0	0	0	---	--	0	0	0	---	--	0
Dec 4	at Cin	L	1/0	7	14	2.0	5	1	6	35	5.8	8	0	49	44	55%	1	0	7	7.0	7	0	0	0	---	--	0
Dec 11	Was	L	1/0	5	27	5.4	8	0	2	13	6.5	9	1	40	30	38%	1	0	5	5.0	5	0	0	0	---	--	0
Dec 18	at Bal	L	0/0	INACTIVE (CONCUSSION)																							
Dec 22	NYG	W	1/0	7	40	5.7	25t	1	2	23	11.5	17	0	63	27	48%	0	1	0	---	--	0	0	0	---	--	0
Jan 1	Dal	W	1/1	9	32	3.6	11	0	3	4	1.3	11	0	36	29	38%	0	1	0	---	--	0	0	0	---	--	0
Totals			**15/5**	**94**	**438**	**4.7**	**25t**	**2**	**52**	**427**	**8.2**	**73t**	**2**	**865**	**511**	**45%**	**17**	**13**	**224**	**13.2**	**66**	**0**	**1**	**19**	**19.0**	**19**	**0**

CAREER HIGHLIGHTS

- Is the only player in NFL history with 30+ receiving TDs (30), 20+ rushing TDs (22), 1+ kickoff return TD (2) and 1+ punt return TD (7). Overall, is one of just eight players to post 30+ receiving TDs and 20+ rushing TDs
- Leads all active NFL players and ranks 6th all-time with 19,257 career all-purpose yards, behind **Jerry Rice** (23,546, 1985-2004), **Brian Mitchell** (23,330, 1990-2003), **Walter Payton** (21,803, 1975-87), **Emmitt Smith** (21,564, 1990-2004) and **Tim Brown** (19,682, 1988-2004)
- Is one of just two players in NFL history to record 500+ receptions (532), 500+ rush attempts (686) and 500+ kickoff and punt returns (621), joining **Eric Metcalf** (1989-2002)
- His 9 career return TDs (7 punt returns, 2 kickoff returns) are tied for the 6th-most in NFL history, behind **Devin Hester** (19, 2006-present), **Brian Mitchell** (13, 1990-2003), **Dante Hall** (12, 2000-08), **Eric Metcalf** (12, 1989-2002) and **Josh Cribbs** (11, 2005-14)

QB NATE SUDFELD 7

6-6 | 227 3rd Year

DOB: Oct. 7, 1993 (Age 25)

Modesto, California

Modesto Christian High School

Indiana
D6-16 (187th overall)
by Washington
Acquired: FA-17

2017

Nate Sudfeld was signed to the Eagles active roster in Week 9 of 2017 after spending the first 8 weeks of the season on Philadelphia's practice squad. Originally a 6th-round draft choice (187th overall) by the Redskins in 2016, Sudfeld finished his collegiate career as Indiana's all-time leader in passing yards (7,879) and passing TDs (61).

MOST PASSING YARDS
ALL-TIME INDIANA HISTORY

Nate Sudfeld (2012-15)	7,879
A. Randle El (1998-2001)	7,469
Ben Chappell (2007-10)	7,251

MOST PASSING TDs
ALL-TIME INDIANA HISTORY

Nate Sudfeld (2012-15)	61
Kellen Lewis (2006-08)	48
Ben Chappell (2007-10)	45

THREE STEP DROP

Nickname: Suddy

Hobbies: Golf and surfing

Desired talents: Ability to sing, play the piano and be incredible at golf

Surprisingly good at: Pop-a-shot basketball

Favorite athletes growing up: Terrell Davis, John Elway, Barry Bonds and Michael Jordan

Favorite music: Musicals (*Hamilton*, *The Greatest Showman* and *Les Miserables*)

Favorite movie: *Miracle*

Favorite TV show: *The Office*

Favorite quote: "You miss 100 percent of the shots you don't take." - Wayne Gretzky and/or Michael Scott

CAREER HIGHLIGHTS

2017 - PHILADELPHIA EAGLES (1/0, 1/0)

- Appeared in his first career playoff game in the NFC Championship vs. Min. (1/21/18), kneeling 3 times to close the 38-7 victory
- Made his NFL debut in relief of **Nick Foles** in the regular-season finale vs. Dal. (12/31/17). Completed 19-of-23 (82.6%) attempts for 134 yards and a 90.9 passer rating
- His 82.6% completion percentage was the 2nd-highest by an NFL player in their first career game since 1970, trailing only **Marcus Mariota** on 9/13/15 at TB (86.7%) (min. 15 attempts)

2016 - WASHINGTON REDSKINS (0/0)

- Spent the entire season on the Redskins 53-man roster. Rendered inactive in all 16 regular-season games

QB NATE SUDFELD 7

CAREER STATISTICS																			
			PASSING										RUSHING					OFF SNAPS	
Year	Team	GP/S	Att	Cmp	Pct	Yds	Y/A	TD	Int	Lg	Sk/Yd	Rate	Att	Yds	Avg	Lg	TD	No	Pct
2016	Washington	0/0	0	0	---	0	---	0	0	--	0/0	---	0	0	---	--	0	0	0%
2017	Philadelphia	1/0	23	19	82.6	134	5.8	0	0	16	3/24	90.9	1	22	22.0	22	0	40	4%
2018	Philadelphia	0/0	0	0	---	0	---	0	0	--	0/0	---	0	0	---	--	0	0	0%
Totals		**1/0**	**23**	**19**	**82.6**	**134**	**5.8**	**0**	**0**	**16**	**3/24**	**90.9**	**1**	**22**	**22.0**	**22**	**0**	**---**	**---**
PLAYOFFS																			
2017	Philadelphia	1/0	0	0	---	0	---	0	0	--	0/0	---	3	-4	-1.3	-1	0	3	1%
Totals		**1/0**	**0**	**0**	**---**	**0**	**---**	**0**	**0**	**--**	**0/0**	**---**	**3**	**-4**	**-1.3**	**-1**	**0**	**---**	**---**

CAREER HIGHS		
Pass Attempts	23	12/31/17 vs. Dal.
Completions	19	12/31/17 vs. Dal.
Passing Yards	134	12/31/17 vs. Dal.
Yards/Attempt	5.8	12/31/17 vs. Dal.
Passing Long	16	12/31/17 vs. Dal.
Passing TDs	--	---
Completion %	82.6	12/31/17 vs. Dal.
Passer Rating	90.9	12/31/17 vs. Dal.
Rush Attempts	3	1/21/18 vs. Min. (Conf.)
Rushing Yards	22	12/31/17 vs. Dal.
Rushing Long	22	12/31/17 vs. Dal.
Rushing TDs	--	---

COLLEGE HIGHLIGHTS

- Played collegiately at Indiana from 2012-15, appearing in 37 games with 26 starts
- Finished as the Hoosiers' all-time leader in passing TDs (61) and passing yards (7,879). Also ranked 2nd in school history in completions (593) and completion percentage (60.3%) and 3rd in total offense (8,011)
- Earned third-team All-Big Ten honors as a senior after leading the Big Ten in passing yards (3,573), TDs (27) and passing efficiency (151.0)
- Led the Hoosiers to the Pinstripe Bowl, which was the program's first bowl berth in seven years

TRANSACTIONS

2016	Drafted by WAS in 6th round (187th overall)
	Signed 4-year contract
9/2/17	Waived by WAS
9/3/17	Signed by PHI to practice squad
11/1/17	Signed by PHI from practice squad to active roster

BIRDSEED

Sudfeld is the son of Michelle and Ralph Sudfeld. His brothers, Matthew and Zach, each played college football. Matthew was a WR at Brown (2007-11) and Zach was a TE at Nevada (2007-12) who played two seasons in the NFL.

Sudfeld attended Modesto (CA) Christian HS, where he earned Trans Valley League Offensive MVP, second-team all-state and first-team all-district honors.

Sudfeld, who was a liberal studies major at Indiana, has completed mission trips to Uganda with **Assist International**, an aid organization started by his grandfather, Bob Pagett.

@NateSudfeld @natesudfeld

2018 GAME-BY-GAME STATISTICS (PHILADELPHIA)

				PASSING										RUSHING					SNAPS	
Date	**Opp**		**GP/S**	**Att**	**Cmp**	**Pct**	**Yds**	**Y/A**	**TD**	**Int**	**Lg**	**Sk/Yd**	**Rat**	**Att**	**Yds**	**Avg**	**Lg**	**TD**	**No**	**Pct**
Sep 6	Atl	W	0/0	DID NOT PLAY																
Sep 16	at TB	L	0/0	DID NOT PLAY																
Sep 23	Ind	W	0/0	INACTIVE																
Sep 30	at Ten	W	0/0	INACTIVE																
Oct 7	Min	L	0/0	INACTIVE																
Oct 11	at NYG	W	0/0	DID NOT PLAY																
Oct 21	Car	L	0/0	DID NOT PLAY																
Oct 28	at Jax	W	0/0	INACTIVE																
Nov 11	Dal	L	0/0	INACTIVE																
Nov 18	at NO	L	0/0	INACTIVE																
Nov 25	NYG	W	0/0	INACTIVE																
Dec 3	Was	W	0/0	INACTIVE																
Dec 9	at Dal																			
Dec 16	at LAR																			
Dec 23	Hou																			
Dec 30	at Was																			
Totals			**0/0**	**0**	**0**	**---**	**0**	**--**	**0**	**0**	**--**	**0/0**	**---**	**0**	**0**	**---**	**--**	**0**	**0**	**---**

CB CHANDON SULLIVAN 39

5-11 | 194 Rookie

DOB: Aug. 7, 1996 (Age 22)



☆ Winder, Georgia

Winder-Barrow High School

Georgia State

UDFA ('18) by Philadelphia

Chandon Sullivan was originally signed by the Eagles as an undrafted free agent following the 2018 NFL Draft, spent the beginning of the season on Philadelphia's practice squad and was activated to the 53-man roster in Week 8. A four-year starter in the secondary for Georgia State, Sullivan was a three-time all conference selection.

GEORGIA STATE

CAREER PASSES DEFENSED

25	Chandon Sullivan (2014-17)
21	Jerome Smith (2015-*)
19	Brent McClendon (2010-13)

CAREER TACKLES

381	Joseph Peterson (2012-15)
263	Tarris Batiste (2013-15)
263	Trey Payne (2014-17)
199	Robert Ferguson (2010-13)
182	Chandon Sullivan (2014-17)

GEORGIA STATE

CAREER INTERCEPTIONS

Chandon Sullivan (2014-17)	7
Bryan Williams (2012-17)	6
4 Players Tied With	5

CAREER HIGHLIGHTS

2018 - PHILADELPHIA EAGLES (4/1)

- Made his 1st-career start vs. NYG (11/25/18)
- Appeared in his 1st NFL contest vs. Jax. (10/28/18)

COLLEGE HIGHLIGHTS

- Played in a school-record 49 games (44 starts) during his four-year career at Georgia State. Was a three-time all-conference selection and became the first football player in Georgia State history to earn CoSIDA Academic All-American honors
- Finished his collegiate career with the most interceptions (7) and passes defensed (25) in program history. Also finished with 182 career tackles, marking the 5th-highest total in school history

TRANSACTIONS

2018	Signed by PHI as UDFA
9/1/18	Waived by PHI
9/2/18	Signed by PHI to practice squad
10/25/18	Activated by PHI from practice squad to 53-man roster

BIRDSEED

Sullivan is the son of Dexter and Jannice Sullivan. He majored in journalism and was named a First-Team CoSIDA Academic All-American after earning a 3.84 GPA.

Played football and basketball at Winder-Barrow (GA) HS.

@showtimesully10 @showtimesully10

CB CHANDON SULLIVAN 39

CAREER STATISTICS																		
			TACKLES					PASS DEFENSE						FUMBLES			DEF SNAPS	
Year	Team	GP/S	Total	Solo	Asst	TFL	Sacks	Int	Yds	Lg	TD	PD	QPH	FF	FR	Yds	No	Pct
2018	Philadelphia	4/1	12	8	4	0	0.0	0	0	--	0	1	0	0	0	0	87	12%
Totals		**4/1**	**12**	**8**	**4**	**0**	**0.0**	**0**	**0**	**0**	**0**	**1**	**0**	**0**	**0**	**0**	**---**	**---**

CAREER HIGHS		
Tackles	6	11/18/18 at NO
Sacks	--	---
INTs	--	---
PDs	1	11/25/18 vs. NYG
FFs	--	---
FRs	--	---

2018 GAME-BY-GAME STATISTICS (PHI)												
Date	**Opp**		**GP/S**	**Tot**	**Solo**	**Sk**	**Int**	**PD**	**FF**	**FR**	**Snaps**	**Pct**
PROMOTED TO EAGLES 53-MAN ROSTER (10/25/18)												
Oct 28	at Jax	W	1/0	1	1	0.0	0	0	0	0	0	0%
Nov 11	Dal	L	1/0	1	0	0.0	0	0	0	0	19	28%
Nov 18	at NO	L	1/0	6	4	0.0	0	0	0	0	26	37%
Nov 25	NYG	W	1/1	4	3	0.0	0	1	0	0	42	68%
Dec 3	Was	W	0/0	DID NOT PLAY								
Dec 9	at Dal											
Dec 16	at LAR											
Dec 23	Hou											
Dec 30	at Was											
Totals			**4/1**	**12**	**8**	**0.0**	**0**	**1**	**0**	**0**	**87**	**12%**

S TRE SULLIVAN 37

6-0 | 200 1st Year

DOB: Nov. 1, 1993 (Age 25)

Brandywine, Maryland

Gwynn Park High School

Shepherd

UDFA ('17) by Philadelphia

2017

Tre Sullivan was originally signed by the Eagles as an undrafted free agent following the 2017 NFL Draft, spent part of his rookie season on the practice squad and earned a place on the 53-man roster in 2018. In his final season at Shepherd University, Sullivan received NCAA Division II All-America honors and was named first-team All-Mountain East Conference after compiling 74 tackles, 9 PDs, 2 INTs and 3 blocked kicks.

BIRDSEED

Sullivan is the son of Gayle and Emmet Sullivan. He majored in sports medicine/athletic training at Shepherd.

Sullivan joined the Eagles in 2017 as an undrafted free agent along with former Shepherd teammate TE **Billy Brown**.

@_TreFIVE @tre.five

THREE STEP DROP

Surprisingly good at: Cooking

Prized possession: "All the dogs I've had growing up. I've always had dogs. I have a dog right now named Draco."

Favorite TV shows: *Game of Thrones* and *Martin*

Favorite movies: *You Got Served* and *Fast and Furious*

Favorite meal: Tacos

First jerseys: Sean Taylor, Washington Redskins; Michael Jordan, Chicago Bulls

CAREER HIGHLIGHTS

2018 - PHILADELPHIA EAGLES (8/1)

- Made the first start of his career vs. Dal. (11/11/18)
- Logged 3 special teams tackles vs. Car. (10/21/18), marking the highest single-game total by an Eagle in 2018
- Saw the first defensive action of his NFL career at NYG (10/11/18)
- Made his NFL debut in the season opener vs. Atl. (9/6/18), seeing action exclusively on special teams

COLLEGE HIGHLIGHTS

- As a senior in 2016, earned first-team All-Mountain East Conference honors for the second consecutive season. Notched a career-high 74 tackles, marking the third-highest total on the team. Also registered 2 INTs and 9 PDs, while blocking 3 kicks on special teams. Also named to *Don Hansen's Football Gazette* All Super Region 1 First Team and earned first-team All-America honors from D2football.com
- In 2015, earned first-team All-MEC recognition after logging 55 tackles and career highs in INTs (3) and PDs (11). Scored 2 TDs on a 15-yard punt return and on a 24-yard fumble recovery. In addition to first-team all-conference honors, garnered second-team All-Region honors from *Don Hansen's Football Gazette*
- Played in 10 games in 2014 and recorded 15 tackles, his first-career INT, 4 PDs and a fumble recovery

S TRE SULLIVAN 37

CAREER STATISTICS

			TACKLES					PASS DEFENSE						FUMBLES			DEF SNAPS	
Year	**Team**	**GP/S**	**Total**	**Solo**	**Asst**	**TFL**	**Sacks**	**Int**	**Yds**	**Lg**	**TD**	**PD**	**QPH**	**FF**	**FR**	**Yds**	**No**	**Pct**
2018	Philadelphia	8/1	7	4	3	0	0.0	0	0	--	0	0	0	0	0	0	91	12%
Totals		**8/1**	**7**	**4**	**3**	**0**	**0.0**	**0**	**0**	**0**	**0**	**0**	**0**	**0**	**0**	**0**	**---**	**---**

ADDITIONAL STATISTICS

Special Teams Tackles: 4 - *2018 (4)*

CAREER HIGHS

Tackles	2	3x, last: 12/3/18 vs. Was.
Sacks	--	---
INTs	--	---
PDs	--	---
FFs	--	---
FRs	--	---

TRANSACTIONS

2017	Signed by PHI as UDFA
9/8/17	Waived by PHI
11/7/17	Signed by PHI to practice squad
2/7/18	Signed by PHI
9/7/18	Waived by PHI
9/11/18	Signed by PHI to practice squad
10/10/18	Activated by PHI from practice squad to 53-man roster

2018 GAME-BY-GAME STATISTICS (PHI)

Date	**Opp**		**GP/S**	**Tot**	**Solo**	**Sk**	**Int**	**PD**	**FF**	**FR**	**Snaps**	**Pct**
Sep 6	Atl	W	1/0	0	0	0.0	0	0	0	0	0	0%
WAIVED BY EAGLES (9/7/18)												
SIGNED BY EAGLES TO PRACTICE SQUAD (9/11/18)												
PROMOTED TO EAGLES 53-MAN ROSTER (10/10/18)												
Oct 11	at NYG	W	1/0	1	1	0.0	0	0	0	0	3	5%
Oct 21	Car	L	1/0	0	0	0.0	0	0	0	0	3	5%
Oct 28	at Jax	W	1/0	0	0	0.0	0	0	0	0	2	3%
Nov 11	Dal	L	1/1	2	0	0.0	0	0	0	0	22	32%
Nov 18	at NO	L	1/0	0	0	0.0	0	0	0	0	6	9%
Nov 25	NYG	W	1/0	2	1	0.0	0	0	0	0	32	52%
Dec 3	Was	W	1/0	2	2	0.0	0	0	0	0	23	51%
Dec 9	at Dal											
Dec 16	at LAR											
Dec 23	Hou											
Dec 30	at Was											
Totals			**8/1**	**7**	**4**	**0.0**	**0**	**0**	**0**	**0**	**91**	**12%**

DE JOSH SWEAT 75

6-5 | 251 Rookie

DOB: March 29, 1997 (Age 21)



Florida State
D4b-18 (130th overall)
by Philadelphia

Josh Sweat was selected by the Eagles in the 4th round (130th overall) of the 2018 NFL Draft following a three-year career at Florida State, where he finished with 138 tackles, 29 TFL, 14.5 sacks, 3 FRs and 1 FF in 37 career games. As a junior in 2017, Sweat was named to the Bronco Nagurski Award watch list and led the Seminoles with 5.5 sacks.

SACK LEADERS

FLORIDA STATE UNIVERSITY (2015-17)

D. Walker (2015-16)	26.5
Josh Sweat (2015-17)	14.5
Brian Burns (2016-17)	14.0
Derrick Nnadi (2015-17)	11.5

FUMBLE RECOVERIES

ATLANTIC COAST CONFERENCE (2015)

3	Josh Sweat (Florida State)
3	Connor Strachan (BC)
3	Kwontie Moore (Virginia)
3	Justin Simmons (BC)

COLLEGE HIGHLIGHTS

- In 37 career games for the Seminoles, compiled 138 tackles (77 solo), 29 TFL, 14.5 sacks, 1 FF and 3 FRs
- As a junior in 2017, was named to the Bronco Nagurski Award watch list and led Florida State with 5.5 sacks. Also notched a career-high 56 tackles, marking the third-highest total on the team
- In 2016, was part of a Seminoles defense that ranked No. 1 in the nation in sacks per game (3.92) and No. 2 overall in total sacks (51.0). Posted a career-high 7.0 sacks
- Despite suffering a significant knee injury as a high school senior, played all 13 games as a true freshman at Florida State in 2015 and earned Freshman All-America Honorable Mention accolades from *CampusInsiders.com*. Finished his first season with 41 tackles, 2 sacks, an INT and 3 FRs. The 3 FRs tied for the most in the Atlantic Coast Conference (ACC) and ranked 7th in the nation

THREE STEP DROP

Bucket list: Learn to snowboard

If he could play another sport: Soccer goalie

Players he models his game after: Von Miller and Jadeveon Clowney

Favorite athletes growing up: Jared Allen and Clay Matthews

Favorite movie: *Monsters, Inc.*

Favorite TV show: *The Amazing World of Gumball*

Favorite music: R&B

Favorite throwback jersey: 1929 Green Bay Packers jersey

Favorite quote: "Just because you're right doesn't mean you are correct."

TRANSACTIONS

2018	Drafted by PHI in 4th round (130th overall) *Signed 4-year contract*

DE JOSH SWEAT 75

CAREER STATISTICS

			TACKLES					PASS DEFENSE						FUMBLES			DEF SNAPS	
Year	Team	GP/S	Total	Solo	Asst	TFL	Sacks	Int	Yds	Lg	TD	PD	QPH	FF	FR	Yds	No	Pct
2018	Philadelphia	8/0	4	1	3	0	0.0	0	0	--	0	0	1	0	0	0	62	8%
Totals		**8/0**	**4**	**1**	**3**	**0**	**0.0**	**0**	**0**	**--**	**0**	**0**	**1**	**0**	**0**	**0**	**---**	**---**

CAREER HIGHS

Tackles	2	11/18/18 at NO
Sacks	--	---
PDs	--	---
FFs	--	---
FRs	--	---

2018 GAME-BY-GAME STATISTICS (PHI)

Date	Opp		GP/S	Tot	Solo	Sk	Int	PD	FF	FR	Snaps	Pct
Sep 6	Atl	W	INACTIVE									
Sep 16	at TB	L	INACTIVE									
Sep 23	Ind	W	DID NOT PLAY									
Sep 30	at Ten	L	INACTIVE									
Oct 7	Min	L	1/0	0	0	0.0	0	0	0	0	8	13%
Oct 11	at NYG	W	1/0	1	0	0.0	0	0	0	0	7	11%
Oct 21	Car	L	1/0	0	0	0.0	0	0	0	0	0	0%
Oct 28	at Jax	W	1/0	1	1	0.0	0	0	0	0	4	6%
Nov 11	Dal	L	1/0	0	0	0.0	0	0	0	0	6	9%
Nov 18	at NO	L	1/0	2	0	0.0	0	0	0	0	20	29%
Nov 25	NYG	W	1/0	0	0	0.0	0	0	0	0	11	18%
Dec 3	Was	W	1/0	0	0	0.0	0	0	0	0	6	13%
Dec 9	at Dal											
Dec 16	at LAR											
Dec 23	Hou											
Dec 30	at Was											
Totals			**8/0**	**4**	**1**	**0.0**	**0**	**0**	**0**	**0**	**62**	**8%**

BIRDSEED

A consensus five-star defensive end prospect out of Oscar Smith High School in Chesapeake, VA, Sweat was named to the 2015 Under Armour All-America Game and was ranked No. 1 in the nation at his position by *Scout.com* and *247Sports.* Additionally, Sweat was named the No. 5 and No. 11 overall prospect in the country by *Scout.com* and ESPN, respectively.

Sweat played in two games as a senior in high school before a knee injury derailed his final season. As a junior, Sweat compiled 94 tackles, including 31 TFL, and an astounding 22 sacks.

@SweatyJ_9 @sweaty_j

WR GOLDEN TATE 19

5-10 | 197 9th Year

DOB: Aug. 2, 1988 (Age 30)

Hendersonville, Tennessee

Pope John Paul II High School

Notre Dame
D2-10 (60th overall) by Seattle
Acquired: T-Det-18

2015

2013

Originally selected by Seattle in the 2nd round (60th overall) of the 2010 NFL Draft, **Golden Tate** was acquired by the Eagles from the Lions at the 2018 trade deadline. A Pro Bowler and **Super Bowl XLVIII** champion, Tate leads the league in yards after the catch (3,941) since 2010. He also joins **Antonio Brown** as the only NFL players to record 90+ receptions in each of the last four seasons (2014-17).

YARDS AFTER CATCH

NFL PLAYERS SINCE 2010

Golden Tate	3,951
Antonio Brown	3,921
LeSean McCoy	3,893
Darren Sproles	3,792
Julio Jones	3,736

NFL WIDE RECEIVERS IN 2017

Golden Tate	639
Jarvis Landry	511
Julio Jones	504
Keenan Allen	499
Antonio Brown	471

MOST RECEPTIONS

NFL PLAYERS SINCE 2014

553	Antonio Brown
497	Julio Jones
466	Jarvis Landry
441	DeAndre Hopkins
435	Larry Fitzgerald
435	Demaryius Thomas
434	Golden Tate

90+ RECEPTIONS IN FOUR STRAIGHT SEASONS

NFL PLAYERS FROM 2014-17

ANTONIO BROWN

GOLDEN TATE

Tate has finished in the Top 10 in receptions in each of the previous four seasons (2014-17), including a career-high 99 receptions (6th) in 2014.

CAREER HIGHLIGHTS

- Since his rookie season in 2010, leads all NFL players with 3,951 yards after the catch. Has led the league in that category in three of the previous four seasons, doing so in 2014, 2016 and 2017
- Joins **Antonio Brown** as the only NFL players to record 90+ receptions in each of the previous four seasons (2014-17). Is the only player in Lions history to produce 90+ catches in four consecutive seasons
- Earned his first career **Pro Bowl** nod with Detroit following the 2014 season, when he registered career highs in receptions (99) and receiving yards (1,331)
- Played a key role in Seattle's **Super Bowl XLVIII**-winning offense in 2013, totaling 64 receptions for 898 yards (14.0) and 5 TDs in the regular season

CAREER STATISTICS

			RECEIVING					OFF SNAPS	
Year	**Team**	**GP/S**	**Rec**	**Yds**	**Avg**	**Lg**	**TD**	**No**	**Pct**
2010	Seattle	11/0	21	227	10.8	52	0	N/A	N/A
2011	Seattle	16/5	35	382	10.9	33	3	N/A	N/A
2012	Seattle	15/15	45	688	15.3	51	7	717	71%
2013	Seattle	16/13	64	898	14.0	80t	5	762	75%
2014	Detroit	16/16	99	1331	13.4	73t	4	925	85%
2015	Detroit	16/16	90	813	9.0	43	6	926	86%
2016	Detroit	16/16	91	1077	11.8	67	4	866	84%
2017	Detroit	16/12	92	1003	10.9	71t	5	789	76%
2018	Detroit	7/4	44	517	11.8	67	3	366	45%
	Philadelphia	4/1	18	182	10.1	32	1	129	16%
	Totals	*11/5*	*62*	*699*	*11.3*	*67*	*4*	---	---
Totals		**133/98**	**599**	**7118**	**11.9**	**80t**	**38**	**---**	**---**
PLAYOFFS									
2010	Seattle	2/1	1	5	5.0	5	0	N/A	N/A
2012	Seattle	2/1	10	138	13.8	29t	1	116	84%
2013	Seattle	3/2	8	61	7.6	13	0	143	79%
2014	Detroit	1/1	6	89	14.8	51t	1	60	90%
2016	Detroit	1/1	3	25	8.3	13	0	48	87%
Totals		**9/6**	**28**	**318**	**11.4**	**51t**	**2**	**---**	**---**

ADDITIONAL STATISTICS

Fumbles/Lost: 12-4 - *2018 (1-0); 2017 (1-1); 2016 (2-1); 2015 (1-1); 2014 (1-0); 2013 (3-0); 2012 (1-1); 2011 (1-0); 2010 (1-0)*

Passing: 23-yard TD pass to **Russell Wilson** on 11/11/12 vs. NYJ

Rushing: 43-200 - *2018 (4-34); 2017 (5-22); 2016 (10-4); 2015 (6-41); 2014 (5-30); 2013 (3-31); 2012 (3-20); 2011 (5-14); 2010 (2-4)*

Postseason Rushing: 2-13 - *2016 (1-0); 2010 (1-13)*

Kickoff Returns: 7-93 - *2017 (2-0); 2015 (1-26); 2013 (3-57); 2010 (1-10)*

Postseason Kickoff Returns: 1-20 - *2013 (1-20)*

Punt Returns: 97-987 - *2018 (7-28); 2017 (2-23); 2015 (20-149); 2013 (51-585); 2011 (1-0); 2010 (16-202)*

Postseason Punt Returns: 6-28 - *2014 (1-2); 2013 (4-15); 2010 (1-11)*

CAREER HIGHS

Receptions	11	2x, last: 11/6/16 at Min.
Receiving Yards	165	10/16/16 vs. LAR
Receiving Long	80t	10/28/13 at StL
Receiving TDs	2	6x, last: 9/30/18 at Dal.
Rush Attempts	3	10/9/16 vs. Phi.
Rushing Yards	30	10/21/18 at Mia.
Rushing Long	30	10/21/18 at Mia.
Scrimmage Yards	168	10/16/16 vs. LAR
Kickoff Returns	1	8x, last: 12/31/17 vs. GB
Kickoff Return Yards	26	11/22/15 vs. Oak.
Kickoff Return Long	26	11/22/15 vs. Oak.
Punt Returns	7	12/15/13 at NYG
Punt Return Yards	92	11/3/13 vs. TB
Punt Return Long	71	11/3/13 vs. TB
All-Purpose Yards	168	10/16/16 vs. LAR

CAREER HIGHLIGHTS (Continued)

2018 - DETROIT LIONS & PHILADELPHIA EAGLES (11/5)

- Recorded 7 receptions for a team-high 85 yards (12.1 avg.) and 1 TD in the 28-13 win vs. Was. (12/3/18). Caught a 6-yard pass from **Carson Wentz** on the game's opening drive for his first TD as an Eagle. Also helped the Eagles take a 22-13 fourth-quarter lead after catching a 2-point conversion following a 4-yard TD reception by **Jordan Matthews**
- Caught 2 passes for 19 yards and returned 2 punts for 11 yards in his Eagles debut vs. Dal. (11/11/18)
- Pulled in a team-best 4 receptions for 36 yards and posted 1 rush for a career-long 30 yards at Mia. (10/22/18)
- Hauled in 8 passes for 132 yards and 2 TD at Dal. (9/30/18), which marked his first career game with 100+ receiving yards and multiple TDs
- Led the Lions with 109 receiving yards vs. SF (9/16/18)
- Totaled 7 catches for 79 yards and 1 TD vs. NYJ (9/10/18)

2017 - DETROIT LIONS (16/12)

- Finished the season with 92 receptions, becoming the first player in Lions history and the seventh player in NFL history to register 90+ catches in four consecutive seasons
- Posted 7 receptions for 104 yards and 1 TD vs. GB (12/31/17)
- Totaled 8 receptions for 85 yards and 1 TD at TB (12/10/17)
- Amassed 6 catches for 97 yards and 1 TD vs. Cle. (11/12/17)
- Produced 7 catches for 96 yards and 1 TD at NO (10/15/17)
- Became the fastest player in Lions history to surpass 300 receptions (51 games) after totaling 7 receptions for 58 yards and 1 TD vs. Atl. (9/24/17)

2016 - DETROIT LIONS (16/16, 1/1)

- Caught 6 passes for 77 yards and 1 TD vs. GB (1/1/17)

2018 GAME-BY-GAME STATISTICS (DET & PHI)

				RECEIVING					SNAPS	
Date	**Opp**		**GP/S**	**Rec**	**Yds**	**Avg**	**Lg**	**TD**	**No**	**Pct**
Sep 10	NYJ	L	1/0	7	79	11.3	26	1	57	81%
Sep 16	at SF	L	1/0	7	109	15.6	67	0	65	84%
Sep 23	NE	W	1/0	6	69	11.5	25	0	54	74%
Sep 30	at Dal	L	1/1	8	132	16.5	45t	2	42	78%
Oct 7	GB	W	1/1	5	42	8.4	14	0	48	77%
Oct 21	at Mia	W	1/1	4	36	9.0	22	0	46	72%
Oct 28	Sea	L	1/1	7	50	7.1	12	0	54	92%
ACQUIRED BY PHILADELPHIA VIA TRADE WITH DETROIT (10/30/18)										
Nov 11	Dal	L	1/0	2	19	9.5	7	0	18	29%
Nov 18	at NO	L	1/0	5	48	9.6	15	0	36	71%
Nov 25	NYG	W	1/1	4	30	7.5	12	0	39	60%
Dec 3	Was	W	1/0	7	85	12.1	32	1	36	48%
Dec 9	at Dal									
Dec 16	at LAR									
Dec 23	Hou									
Dec 30	at Was									
Totals			**11/5**	**62**	**699**	**11.3**	**67**	**4**	**---**	**---**

2017 GAME-BY-GAME STATISTICS (DET)

				RECEIVING					SNAPS	
Date	**Opp**		**GP/S**	**Rec**	**Yds**	**Avg**	**Lg**	**TD**	**No**	**Pct**
Sep 10	Ari	W	1/1	10	107	10.7	19	0	63	89%
Sep 18	at NYG	W	1/1	4	25	6.3	10	0	43	69%
Sep 24	Atl	L	1/1	7	58	8.3	18	1	63	90%
Oct 1	at Min	W	1/1	3	29	9.7	12	0	52	74%
Oct 8	Car	L	1/1	5	48	9.6	22	0	55	90%
Oct 15	at NO	L	1/1	7	96	13.7	45t	1	46	57%
Oct 29	Pit	L	1/0	7	86	12.3	34	0	44	62%
Nov 6	at GB	W	1/1	7	113	16.1	23	0	35	52%
Nov 12	Cle	W	1/1	6	97	16.2	40t	1	36	69%
Nov 19	at Chi	W	1/1	3	32	10.7	16	0	48	76%
Nov 23	Min	L	1/1	4	7	1.8	3	0	52	88%
Dec 3	at Bal	L	1/0	8	69	8.6	24	0	51	81%
Dec 10	at TB	W	1/1	8	85	10.6	24	1	56	82%
Dec 16	Chi	W	1/0	3	33	11.0	19	0	47	75%
Dec 24	at Cin	L	1/0	3	14	4.7	14	0	50	82%
Dec 31	GB	W	1/1	7	104	14.9	71t	1	48	83%
Totals			**16/12**	**92**	**1003**	**10.9**	**71t**	**5**	**789**	**76%**

CAREER HIGHLIGHTS (Continued)

- Posted 8 catches for 122 yards at NYG (12/18/16), including a 67-yard reception
- Registered 8 catches for 145 yards and scored on a 66-yard TD in the fourth quarter at NO (12/4/16)
- Tied a single-game career high with 11 receptions for 79 yards and scored the game-winning TD on a 28-yard pass in overtime in the 22-16 win at Min. (11/6/16)
- Recorded a career-high 165 yards on 8 receptions and also scored 1 TD vs. LAR (10/16/16)
- Connected with QB **Matthew Stafford** in the fourth quarter for a 27-yard reception to set up the game-winning FG at Phi. (10/9/16)

BIRDSEED

Tate and his wife, Elise, welcomed their first child in January, a girl named Londyn. Tate is the son of Golden Tate Jr., who played wide receiver at Tennessee State and was a 5th-round pick by the Indianapolis Colts in the 1984 NFL Draft.

Tate attended Pope John Paul II (Hendersonville, TN) High School, where he was a USA Today Second Team All-America selection (defense). As a senior, Tate carried the ball 140 times for 1,413 yards and 23 TDs while also tacking on 28 catches for 510 yards and 6 TDs. He also added 3 INTs as a defensive back.

Tate was drafted by the Arizona Diamondbacks in the 42nd round of the 2007 MLB Draft after being a standout outfielder for the Notre Dame baseball team.

@ShowtimeTate @showtimetate

2016 GAME-BY-GAME STATISTICS (DET)

				RECEIVING					SNAPS	
Date	**Opp**		**GP/S**	**Rec**	**Yds**	**Avg**	**Lg**	**TD**	**No**	**Pct**
Sep 11	at Ind	W	1/1	7	41	5.9	11	0	55	85%
Sep 18	Ten	L	1/1	2	13	6.5	8	0	70	89%
Sep 25	at GB	L	1/1	4	40	10.0	15	0	59	87%
Oct 2	at Chi	L	1/1	1	1	1.0	1	0	36	57%
Oct 9	Phi	W	1/1	3	39	13.0	27	0	49	80%
Oct 16	LAR	W	1/1	8	165	20.6	61	1	50	81%
Oct 23	Was	W	1/1	6	93	15.5	27	0	44	83%
Oct 30	at Hou	L	1/1	7	42	6.0	13	0	54	89%
Nov 6	at Min	W	1/1	11	79	7.2	28t	1	53	80%
Nov 20	Jax	W	1/1	3	27	9.0	13	0	47	83%
Nov 24	Min	W	1/1	5	77	15.4	41	0	51	84%
Dec 4	at NO	W	1/1	8	145	18.1	66t	1	60	86%
Dec 11	Chi	W	1/1	6	58	9.7	14	0	63	88%
Dec 18	at NYG	L	1/1	8	122	15.3	67	0	50	81%
Dec 26	at Dal	L	1/1	6	58	9.7	16	0	63	89%
Jan 1	GB	L	1/1	6	77	12.8	24	1	62	94%
Totals			**16/16**	**91**	**1077**	**11.8**	**67**	**4**	**866**	**84%**
PLAYOFFS										
Jan 7	at Sea	L	1/1	3	25	8.3	13	0	48	87%
Totals			**1/1**	**3**	**25**	**8.3**	**13**	**0**	**48**	**87%**

2015 GAME-BY-GAME STATISTICS (DET)

				RECEIVING					SNAPS	
Date	**Opp**		**GP/S**	**Rec**	**Yds**	**Avg**	**Lg**	**TD**	**No**	**Pct**
Sep 13	at SD	L	1/1	4	24	6.0	11	0	43	92%
Sep 20	at Min	L	1/1	6	80	13.3	19	0	73	94%
Sep 27	Den	L	1/1	5	57	11.4	33	0	61	82%
Oct 5	at Sea	L	1/1	3	29	9.7	22	0	47	84%
Oct 11	Ari	L	1/1	8	74	9.3	21	0	74	78%
Oct 18	Chi	W	1/1	6	40	6.7	22	1	70	86%
Oct 25	Min	L	1/1	2	14	7.0	11	0	50	93%
Nov 1	at KC	L	1/1	6	59	9.8	16	0	59	98%
Nov 15	at GB	W	1/1	4	52	13.0	43	0	56	86%
Nov 22	Oak	W	1/1	8	73	9.1	21	0	60	83%
Nov 26	Phi	W	1/1	7	50	7.1	19	1	58	81%
Dec 3	GB	L	1/1	8	63	7.9	13	0	53	82%
Dec 13	at StL	L	1/1	9	60	6.7	16	2	61	86%
Dec 21	at NO	W	1/1	6	45	7.5	12	2	44	83%
Dec 27	SF	W	1/1	4	59	14.8	36	0	62	87%
Jan 3	at Chi	W	1/1	4	34	8.5	12	0	55	85%
Totals			**16/16**	**90**	**813**	**9.0**	**43**	**6**	**926**	**86%**

CAREER HIGHLIGHTS (Continued)

2015 - DETROIT LIONS (16/16)

- Finished with 6 receptions for 45 yards and posted 2 TDs for the second consecutive week at NO (12/21/15)
- Netted 9 receptions for 60 yards and 2 TDs at StL (12/13/15)
- Recorded 7 catches for 50 yards and 1 TD vs. Phi. (11/22/15)
- Caught 6 passes for 40 yards and 1TD vs. Chi. (10/18/15). Connected on a bullet from QB **Matthew Stafford** for a 2-yard TD in the second quarter.

2014 - DETROIT LIONS (16/16, 1/1)

- Had a breakout season in his first year in Detroit as he led the team in receptions (99), receiving yards (1,331), both of which are career highs, and also recorded 4 TDs
- Caught 6 passes for 89 yards and 1 TD in the NFC Wild Card game at Dal. (1/4/15)
- Registered 7 receptions for a team-high 151 yards and 1 TD at Atl. (10/26/14). Tied the franchise record for most consecutive games with 7+ receptions (5 games)
- Recorded a team- and then-career-high 10 catches for 154 yards and 1TD vs. NO (10/19/14)
- Totaled 7 receptions for 134 yards and also posted his first TD with the Lions vs. Buf. (10/5/14)

100+ YARD RECEIVING GAMES (17)

Date	Opponent	Yds	Rec	TDs
10/16/16	vs. Los Angeles Rams (W)	165	8	1
10/19/14	vs. New Orleans Saints (W)	154	10	1
10/26/14	at Atlanta Falcons (W)	151	7	1
12/4/16	at New Orleans Saints (W)	145	8	1
10/5/14	vs. Buffalo Bills (L)	134	7	1
9/30/18	at Dallas Cowboys (L)	132	8	2
12/29/13	vs. St. Louis Rams (W)	129	8	1
12/18/16	at New York Giants (L)	122	8	0
9/28/14	at New York Jets (W)	116	8	0
11/6/17	at Green Bay Packers (W)	113	7	0
9/16/18	at San Francisco 49ers (L)	109	7	0
11/9/14	vs. Miami Dolphins (W)	109	11	0
9/10/17	vs. Arizona Cardinals (W)	107	10	0
11/10/13	at Atlanta Falcons (W)	106	6	1
12/30/12	vs. St. Louis Rams (W)	105	3	0
12/31/17	vs. Green Bay Packers (W)	104	7	1
1/13/13	at Atlanta Falcons (Div.) (L)	103	6	1

T HALAPOULIVAATI VAITAI 72

6-6 | 320 3rd Year

DOB: June 16, 1993 (Age 25)

TCU

D5b-16 (164th overall) by Philadelphia

THREE STEP DROP

If he could be a superhero: Batman

If he could play another sport: WWE wrestler

Favorite athlete as a kid: Yao Ming

Favorite athlete to watch now: Jason Peters

Favorite meal: Hamburger and french fries

Strangest thing he likes to eat: Octopus

Favorite movies: Action, comedies, thrillers

Favorite TV shows: *Fresh Prince of Bel-Air* and *Friends*

Favorite music: Enjoys all types of music, especially country and island reggae

Favorite quote: "I don't have to do this, I get to do this."

2017

A valuable member of Philadelphia's offensive line, **Halapoulivaati Vaitai** (pronounced hal-lah-poo-lee-VAH-tee VIE-tie) was originally selected in the 5th round (164th overall) of the 2016 NFL Draft. In Week 8 of 2017, Vaitai took over as the Eagles' starting LT following a season-ending injury to **Jason Peters** and played a crucial role on Philadelphia's **Super Bowl LII**-winning offensive line.

Vaitai played a career-high 16 regular-season games in 2017, including 10 starts (9 at LT, 1 at RT).

CAREER HIGHLIGHTS

- Appeared in a career-high 16 regular-season games in 2017, including 10 starts (9 at LT, 1 at RT). In Week 8, took over as the starting LT following a season-ending injury to **Jason Peters** and played a crucial on the Eagles' **Super Bowl LII**-winning offensive line. Helped the team rank 3rd in the NFL in offensive points (414, tied) and rushing offense (132.2) and 7th in total offense (365.8)
- Filled in at RT for the Eagles as a rookie in 2016, appeared in 7 games (6 starts)
- Started and played in his first career game at Was. (10/16/16)

COLLEGE HIGHLIGHTS

- Competed in 42 games (31 starts) at both tackle positions for TCU (2012-15), where he was a two-time All-Big 12 second-team selection
- As a senior in 2015, was awarded with second-team All-Big 12 accolades after starting in 11 of 12 contests, anchoring an o-line that contributed to a 1,000-yard receiver and a 1,000-yard rusher in the same season for just the second time in TCU history

T HALAPOULIVAATI VAITAI 72

BAND OF BROTHERS

Halapoulivaati is the oldest of three Vaitai brothers. Twins Kevin and Will are just 11 months younger than 'Big V' and the three played on the offensive line together at Haltom (TX) HS. After playing TE as a freshman, 'Big V' moved to RT as a sophomore and immediately earned a starting job. That year, he was joined on the o-line by Kevin (LG) and Will (RG). Big V stayed at RT for his final two years at Haltom, while Kevin moved to C and Will moved to LG.

POLYNESIAN ROOTS

Vaitai learned to play the guitar at a young age when his cousin taught him three chords. He plays by ear and does not read music. "Polynesians are very musically talented and they always play by ear. I also know how to play the ukulele, but prefer the guitar because it's bigger." Growing up, Vaitai and his family ate a lot of traditional Polynesian foods. "Roasted pig is a staple and spinach is a main ingredient in every dish."

APPLIED LEARNING

Vaitai majored in criminal justice at TCU with a minor in social work. After his playing career is over, he wants to work for the Department of Homeland Security. In Fall 2015, Vaitai interned with Youth Advocate Programs, Inc., an agency that provides direct service to vulnerable and high-need youth and families. As a part of his internship, Big V was paired with a sixth grader who suffered from severe ADHD. "My job was to mentor him and take him out after school. It was a very eye-opening experience. The hardest part of the job is having to shut down your feelings and emotions. You get exposed to serious and dire living conditions, but our only job is to be a big brother to the kids. We can't try to fix everything."

BIRDSEED

Vaitai is named after his father's cousin. His parents, Talikavili and Shirley Vaitai, are originally from Tonga and moved to the United States in the 1980s. Vaitai and his wife, Caitlin, have one son, Vaati. The family has two dogs: a terrier named Abby and a chihuahua named Coffee.

@TCU74 @philly_72

CAREER STATISTICS						
			STARTS		OFF SNAPS	
Year	Team	GP/S	LT	RT	No	Pct
2016	Philadelphia	7/6	0	6	423	37%
2017	Philadelphia	16/10	9	1	829	73%
2018	Philadelphia	12/1	0	1	246	30%
Totals		**35/17**	**9**	**8**	**---**	**---**
PLAYOFFS						
2017	Philadelphia	3/3	3	0	207	100%
Totals		**3/3**	**3**	**0**	**---**	**---**

COLLEGE HIGHLIGHTS (Continued)

- Earned All-Big 12 second-team honors in 2014 after starting at right tackle for all 13 games. Was part of an offense that ranked second in the nation in scoring (46.5 ppg) and tied for fifth in total offense (533.0 ypg), in addition to setting single-season school records for points (604), passing yards (4,240), total yards (6,929), first downs (331) and plays (1,038)

TRANSACTIONS

2016 Drafted by PHI in 5th round (164th overall)
Signed 4-year contract

G CHANCE WARMACK 67

6-2 | 323 6th Year

DOB: Sept. 14, 1991 (Age 28)

Alabama
D1-13 (10th overall) by Tennessee
Acquired: FA-Ten-17

Chance Warmack was signed by the Eagles during the 2017 offseason after spending the first four seasons of his career with the Titans. Warmack, who was selected by Tennessee with the 10th-overall pick in 2013, was a part of three national championship teams at Alabama, where he was tutored by Eagles OL coach **Jeff Stoutland.**

THREE STEP DROP

Hobbies: Making music, watching anime

Bucket list: Travel the world

Desired talent: Play the electric guitar

Surprisingly good at: Eating a lot of food very fast, especially burgers

Best player ever lined up against: Aaron Donald

Favorite athlete growing up: Larry Allen

Moment left star struck: Meeting Jason Peters for the first time

Favorite quote: "Hungry dogs run faster."

Favorite movie: *Little Giants*

Favorite TV show: *Rick and Morty*

Favorite music: J Cole

Favorite meal: Pizza with mushrooms and onions

First jersey: Terrell Owens, Philadelphia Eagles

CAREER HIGHLIGHTS

- Saw action in 10 games in his first season with the Eagles, including 3 starts at left guard
- With starts in all 16 games at RG in 2013, became the first Titans rookie OL to start every game since **Michael Roos** in 2005
- Became the first OL selected by the Titans/Oilers in the 1st round (10th overall) since tackle **Brad Hopkins** (13th overall) in 1993 and the first guard drafted with the club's 1st-round choice since **Bruce Matthews** (9th overall) in 1983

COLLEGE HIGHLIGHTS

- In a four-year career at Alabama, appeared in 45 games, including starts in his final 40 contests at LG. Credited with 49 TD-resulting blocks while clearing lanes for individual ball carriers to record 25 performances of 100+ yards during his time in the starting lineup. Also totaled 316 key blocks/knockdowns for the Crimson Tide
- As a senior in 2012, was a first-team All-American selection while helping Alabama to a national championship, starting all 14 contests. Added All-SEC first-team accolades and was rated the best interior offensive lineman eligible for the 2013 NFL Draft by *The NFL Draft Report*

CAREER STATISTICS					
			STARTS	OFF SNAPS	
Year	**Team**	**GP/S**	**LG**	**No**	**Pct**
2013	Tennessee	16/16	16	1075	100%
2014	Tennessee	16/16	16	965	99%
2015	Tennessee	14/14	14	830	80%
2016	Tennessee	2/2	2	134	13%
2017	Philadelphia	10/3	3	318	28%
2018	Philadelphia	5/0	0	2	1%
Totals		**63/51**	**51**	**---**	**---**
PLAYOFFS					
2017	Philadelphia	2/0	0	5	2%
Totals		**2/0**	**0**	**---**	**---**

COLLEGE HIGHLIGHTS (Continued)

- Also in 2012, paced a veteran front wall with 37 pancakes, 128 key blocks/knockdowns and 19 TD-resulting blocks. Blocked for ten 100+ yard rushing performances, opening holes for a rushing offense that ranked 16th in the nation (227.5 yards per game), in addition to paving the way for the team's 445.5 yards per game in total offense
- As a junior in 2011, started all 13 games for the second consecutive season and was named honorable mention All-America by *Pro Football Weekly* and second-team All-SEC by the league's coaches. Helped Alabama rank 16th nationally in rushing offense (214.5 yards per game), while blocking for eleven 100+ yard rushers
- As a sophomore in 2010, took over the first-string LG duties, starting all 13 games. Helped the Crimson Tide rank 22nd nationally in total offense (444.1 yards per game). Anchored an offensive line that provided time for the nation's No. 4 quarterback in passing efficiency

TRANSACTIONS

2013	Drafted by TEN in 1st round (10th overall)
	Signed 4-year contract
3/10/17	Signed by PHI to 1-year contract
9/2/17	Signed by PHI to 1-year contract extension

BIRDSEED

At Alabama, Warmack developed the custom of rolling up his jersey to just under the numbers as a way to stay cooler. Soon, the look became known as "Warmacking," and fans began posting photos on social media of their exposed bellies. Warmack highlighted the best fan photos with what he called "Warmackin' Wednesdays."

Warmack's brother, Dallas, followed in his footsteps and played offensive line at Alabama before moving to Oregon as a graduate transfer in May 2018.

Warmack attended Westlake (GA) High School, where he played with Panthers QB **Cam Newton** during his freshman and sophomore years.

@chancewarmack @warmackin

QB CARSON WENTZ 11

6-5 | 237 3rd Year

DOB: Dec. 30, 1992 (Age 25)

Bismarck, North Dakota

Century High School

North Dakota State

D1-16 (2nd overall) by Philadelphia

PRO BOWL 2018

AP 2017

2017

Originally selected by the Eagles with the 2nd-overall pick of the 2016 NFL Draft, **Carson Wentz** played a crucial role in Philadelphia's **Super Bowl LII**-winning season, leading the team to an 11-2 record in games that he started and throwing a franchise-record 33 TDs. Wentz earned All-Pro honors from the *Associated Press* and was named to his first-career Pro Bowl.

MOST PASSING TDs

NFL QUARTERBACKS IN 2017

Russell Wilson (Sea.)	34
Carson Wentz (Phi.)*	33
Tom Brady (NE)	32
Matthew Stafford (Det.)	29
Several players tied	28

** Missed last 3 games of regular season due to injury*

EAGLES SINGLE-SEASON HISTORY

Carson Wentz (2017)	33
Sonny Jurgensen (1961)	32
Donovan McNabb (2004)	31
R. Cunningham (1990)	30
Norm Snead (1967)	29

HIGHEST PASSER RATING

NFL QUARTERBACKS IN 2017

104.7	Alex Smith (KC)
103.9	Drew Brees (NO)
102.8	Tom Brady (NE)
101.9	Carson Wentz (Phi.)
100.5	Jared Goff (LAR)

THREE STEP DROP

Hobbies: Hunting, going to lakes, relaxing with friends and spending time with his golden retrievers (Henley & Jersey)

First job: Umpired youth baseball games

Favorite TV show: *Friday Night Lights*

Favorite movie: *The Dark Knight Rises*

If he could play another sport, what position: Baseball, either as a closing pitcher or third baseman

Favorite throwback jerseys: Walter Payton, Chicago Bears; Brett Favre, Minnesota Vikings; Roger Maris, New York Yankees

CAREER HIGHLIGHTS

- Named second-team **All-Pro** by the *Associated Press* and earned his first career **Pro Bowl** nod as the NFC starting QB following the 2017 season. Also finished 3rd in MVP voting, behind **Tom Brady** and **Todd Gurley II**
- Led the **Super Bowl LII**-winning Eagles to an 11-2 record in games that he started in 2017 (sustained season-ending knee injury in Week 14 at L.A. Rams)
- Established an Eagles single-season record with a career-high 33 passing TDs in 2017, breaking the previous mark of 32 set by **Sonny Jurgensen** in 1961
- Set a franchise and NFL rookie record with a career-high 379 completions in 2016

CARSON WENTZ AO1 FOUNDATION

Last summer, Wentz launched the **Carson Wentz AO1 Foundation**, which is a nonprofit whose mission is to "uplift individuals and communities around the world by demonstrating God's love for His people."

In June 2018, Wentz hosted the inaugural **AO1 Foundation Softball Game** at Citizens Bank Park, which featured a home run derby and game played by his teammates. The event sold 25,000 tickets and raised more than $800,000. Also that evening, Wentz announced the launch of **Thy Kingdom Crumb**, a food truck service that will freely distribute quality food to people in need throughout the Philadelphia area.

The AO1 Foundation has partnered with **Mission of Hope** to build a youth multi-sports complex and education center in Haiti, which is now in its second phase of construction. In May 2018, Wentz raised $260,000 during a two-week fundraising campaign for the complex and personally matched that total, resulting in a $520,000 pledge through his foundation.

Wentz also established **Camp Conquerers**, which is a youth camp created to provide outdoor opportunities to individuals with physical challenges and life-threatening illnesses.

THE DUTCH DESTROYER

In May 2017, Wentz befriended a boy named Lukas Kusters, who earned the nickname "**Dutch Destroyer**" for his fearless spirit on the football field. Lukas, who was diagnosed with a tumor in his abdomen when he was 8 years old, had received an inspirational video message from Wentz and his only wish was to thank his favorite player for the gesture.

The Eagles invited Lukas' family to the NovaCare Complex and what was supposed to be a short visit turned into hours. As part of his thank you, Lukas gave Wentz a wristband that says, "Dutch Destroyer," and Wentz has worn it every day since.

Less than two weeks after his visit, Lukas passed away at 10 years old and was buried in Wentz's jersey. Wentz wears his "Dutch Destroyer" wristband every game because Lukas' dream was to play for the Eagles, and with Wentz he can be on an NFL field every Sunday.

Wentz, who regularly keeps in touch with Lukas' family, helped share Lukas' story with ESPN's Tom Rinaldi, and weeks after the interview aired, the family raised nearly $200,000 through wristband purchases that went towards charities that aid families fighting childhood cancer.

"It's so much deeper than football is what it comes down to. It's so much more than just a game."

MISSION OF HOPE

During the offseason, Wentz travels to Port-au-Prince, Haiti, with **Mission of Hope**, a Christian organization that seeks transformative change for the people of Haiti. During each mission trip, Wentz embraces the culture while sharing his faith, playing with kids and helping paint homes in the community.

"It was very eye-opening to see how much need there really is, and how they're lacking so many things materialistically. But emotionally and mentally, it was one of the most joyful communities. I think the biggest thing I learned about myself was life isn't all about stuff. Going there and seeing it gave me an entirely different perspective just because they don't have much at all."

@cj_wentz @cj_wentz11

CAREER STATISTICS

			PASSING										RUSHING					OFF SNAPS	
Year	**Team**	**GP/S**	**Att**	**Cmp**	**Pct**	**Yds**	**Y/A**	**TD**	**Int**	**Lg**	**Sk/Yd**	**Rate**	**Att**	**Yds**	**Avg**	**Lg**	**TD**	**No**	**Pct**
2016	Philadelphia	16/16	607	379	62.4	3782	6.2	16	14	73t	33/213	79.3	46	150	3.3	17	2	1127	99%
2017	Philadelphia	13/13	440	265	60.2	3296	7.5	33	7	72t	28/162	101.9	64	299	4.7	24	0	879	78%
2018	Philadelphia	10/10	369	257	69.6	2846	7.7	18	7	58	29/196	100.6	30	96	3.2	13	0	672	82%
Totals		**39/39**	**1416**	**901**	**63.6**	**9924**	**7.0**	**67**	**28**	**73t**	**90/571**	**91.8**	**140**	**545**	**3.9**	**24**	**2**	**---**	**---**
PLAYOFFS																			
2017	Philadelphia	0/0	PLACED ON INJURED RESERVE (KNEE) ON 12/12/17																
Totals		**0/0**	**0**	**0**	**---**	**0**	**---**	**0**	**0**	**---**	**0/0**	**---**	**0**	**0**	**---**	**---**	**0**	**---**	**---**

ADDITIONAL STATISTICS

Fumbles/Lost: 31/11 - *2018 (8/5)*; *2017 (9/3)*; *2016 (14/3)* **Receptions:** 2 (both own pass) - 4 yards on 10/28/18 at Jax.; 7 yards on 12/4/16 at Cin.

CAREER HIGHS

Pass Attempts	60	12/4/16 at Cin.
Completions	36	12/4/16 at Cin.
Passing Yards	364	11/6/16 at NYG
Yards/Attempt	10.7	10/23/17 vs. Was.
Passing Long	73t	9/25/16 vs. Pit.
Passing TDs	4	4x, last: 12/10/17 at LAR
Completion %	81.1	10/21/18 vs. Car.
Passer Rating	128.3	10/8/17 vs. Ari.
Rush Attempts	8	10/23/17 vs. Was.
Rushing Yards	63	10/23/17 vs. Was.
Rushing Long	24	9/17/17 at KC
Rushing TDs	1	2x, last: 12/18/16 at Bal.

MONTHLY AWARDS (2)

Award	Month	Year
NFC Offensive Player of the Month	October	2017
NFC Offensive Rookie of the Month	September	2016

WEEKLY AWARDS (2)

Award	Week	Year
NFC Offensive Player of the Week	Week 7	2017
NFC Offensive Player of the Week	Week 3	2016

CAREER HIGHLIGHTS (Continued)

2018 - PHILADELPHIA EAGLES (10/10)

- Thew for 236 yards, 1 TD, 0 INT and a 108.6 rating on 20-of-28 (71.4%) passing and engineered his 4th career fourth-quarter comeback in the 25-22 win vs. NYG (11/25/18). Helped the Eagles erase a 19-3 first-half deficit, resulting in the team's largest come-from-behind victory since 9/7/14 vs. Jacksonville (17 points)
- Totaled a season-high 360 yards, 2 TDs, 1 INT and a 102.5 passer rating on 32-of-44 (72.7%) passing vs. Dal. (11/11/18). Also threw for a career-high 20 first downs
- Completed 21-of-30 (70.0%) attempts for 286 yards (season-high 9.53 yards per attempt), 3 TDs, 1 INT and a 119.6 passer rating in the win at Jax. (10/28/18). Became just the second QB in NFL history with 30+ pass attempts and a 115.0+ passer rating in 4 straight games, joining **Peyton Manning** from 9/30/12-10/28/12
- Between Weeks 3-8, recorded a career-best 180 consecutive pass attempts without an INT, which is the longest streak by an Eagle since **Nick Foles** from 12/23/12-12/8/13 (237 attempts)
- Registered a career-high 81.1% (30-of-37) completion percentage while throwing for 310 yards, 2 TDs, 0 INTs and a 119.6 passer rating vs. Car. (10/21/18). Completed 15 consecutive passes between the second and third quarters, tying for the 3rd-longest streak in team history
- Produced season highs in passing TDs (3) and passer rating (122.2) in the 34-13 win at NYG (10/11/18)
- Recorded his second consecutive game with 300+ passing yards (311), 2 TDs and 0 INTs vs. Min. (10/7/18), becoming the first Eagles QB to accomplish that feat since **Randall Cunningham** from 9/4/94-9/12/94. Also posted a season highs in yards per attempt (8.9)
- Completed 33-of-50 (66.0%) attempts for 348 yards, 2 TDs, 0 INTs and a 99.4 passer rating at Ten. (9/30/18). Became the first Eagles QB to register 30+ completions with 2+ TDs and 0 INTs since **Nick Foles** on 12/9/12 at Tampa Bay (32 completions, 2 TDs, 0 INTs)

2018 GAME-BY-GAME STATISTICS (PHILADELPHIA)

				PASSING										RUSHING					SNAPS	
Date	**Opp**		**GP/S**	**Att**	**Cmp**	**Pct**	**Yds**	**Y/A**	**TD**	**Int**	**Lg**	**Sk/Yd**	**Rat**	**Att**	**Yds**	**Avg**	**Lg**	**TD**	**No**	**Pct**
Sep 6	Atl	W	0/0	INACTIVE (KNEE)																
Sep 16	at TB	L	0/0	INACTIVE (KNEE)																
Sep 23	Ind	W	1/1	37	25	67.6	255	6.9	1	1	34	5/28	84.9	3	10	3.3	6	0	82	100%
Sep 30	at Ten	L	1/1	50	33	66.0	348	7.0	2	0	56t	4/33	99.4	2	8	4.0	6	0	78	100%
Oct 7	Min	L	1/1	35	24	68.6	311	8.9	2	0	48	3/28	115.3	5	26	5.2	11	0	59	100%
Oct 11	at NYG	W	1/1	36	26	72.2	278	7.7	3	0	58	1/7	122.2	2	14	7.0	9	0	71	100%
Oct 21	Car	L	1/1	37	30	81.1	310	8.4	2	0	29	4/26	119.6	3	3	1.0	2	0	67	100%
Oct 28	at Jax	W	1/1	30	21	70.0	286	9.5	3	1	39	4/24	119.6	6	28	4.7	13	0	62	100%
Nov 11	Dal	L	1/1	44	32	72.7	360	8.2	2	1	51	2/10	102.5	2	7	3.5	5	0	62	100%
Nov 18	at NO	L	1/1	33	19	57.6	156	4.7	0	3	19	3/18	31.9	1	6	6.0	6	0	51	100%
Nov 25	NYG	W	1/1	28	20	71.4	236	8.4	1	0	24	3/22	108.6	2	-2	-1.0	-1	0	65	100%
Dec 3	Was	W	1/1	39	27	69.2	306	7.9	2	1	39	0/0	98.9	4	-4	-1.0	-1	0	75	100%
Dec 9	at Dal																			
Dec 16	at LAR																			
Dec 23	Hou																			
Dec 30	at Was																			
Totals			**10/10**	**369**	**257**	**69.6**	**2846**	**7.7**	**18**	**7**	**58**	**29/196**	**100.6**	**30**	**96**	**3.2**	**13**	**0**	**672**	**82%**

CAREER HIGHLIGHTS (Continued)

- Orchestrated his third-career game-winning drive with a fourth-quarter comeback in his season debut vs. Ind. (9/23/18). The 17-play, 75-yard scoring drive was the Eagles' longest possession by time (11:18) in the last 20 seasons

2017 - PHILADELPHIA EAGLES (13/13, 0/0)

- Named second-team **All-Pro** by the *Associated Press* and earned his first career **Pro Bowl** nod as the NFC starting QB. Also finished 3rd in MVP voting, behind **Tom Brady** and **Todd Gurley II**
- Led the **Super Bowl LII**-winning Eagles to an 11-2 record in games that he started (sustained season-ending knee injury in Week 14 at L.A. Rams)
- Established an Eagles single-season record with a career-high 33 passing TDs, breaking the previous mark of 32 set by **Sonny Jurgensen** in 1961

300+ YARD GAMES (13)

Date	Opponent	Yards
11/6/16	at New York Giants (L, 23-28)	364
11/11/18	vs. Dallas Cowboys (L, 20-27)	360
9/30/18	at Tennessee Titans (L, 23-26) (OT)	348
12/3/17	at Seattle Seahawks (L, 10-24)	348
9/17/17	at Kansas City Chiefs (L, 20-27)	333
12/11/16	vs. Washington Redskins (L, 22-27)	314
10/7/18	vs. Minnesota Vikings (L, 21-23)	311
10/21/18	vs. Carolina Panthers (L, 17-21)	310
12/4/16	at Cincinnati Bengals (L, 14-32)	308
9/10/17	at Washington Redskins (W, 30-17)	307
12/3/18	vs. Washington Redskins (W, 28-13)	306
10/8/17	vs. Arizona Cardinals (W, 34-7)	304
9/25/16	vs. Pittsburgh Steelers (W, 34-3)	301

3+ PASSING TD GAMES (8)

Date	Opponent	TDs
12/10/17	at Los Angeles Rams (W, 43-35)	4
11/5/17	vs. Denver Broncos (W, 51-23)	4
10/23/17	vs. Washington Redskins (W, 34-24)	4
10/8/17	vs. Arizona Cardinals (W, 34-7)	4
10/28/18	at Jacksonville Jaguars (W, 24-18)	3
10/11/18	at New York Giants (W, 34-13)	3
11/26/17	vs. Chicago Bears (W, 31-3)	3
10/12/17	at Carolina Panthers (W, 28-23)	3

2017 GAME-BY-GAME STATISTICS (PHILADELPHIA)

				PASSING										RUSHING					SNAPS	
Date	**Opp**		**GP/S**	**Att**	**Cmp**	**Pct**	**Yds**	**Y/A**	**TD**	**Int**	**Lg**	**Sk/Yd**	**Rat**	**Att**	**Yds**	**Avg**	**Lg**	**TD**	**No**	**Pct**
Sep 10	at Was	W	1/1	39	26	66.7	307	7.9	2	1	58t	2/9	96.8	4	6	1.5	4	0	68	100%
Sep 17	at KC	L	1/1	46	25	54.3	333	7.2	2	1	53	6/34	83.0	4	55	13.8	24	0	72	100%
Sep 24	NYG	W	1/1	31	21	67.7	176	5.7	1	0	19	3/15	92.9	6	22	3.7	11	0	76	100%
Oct 1	at LAC	W	1/1	31	17	54.8	242	7.8	1	0	38	1/2	91.1	6	14	2.3	12	0	79	100%
Oct 8	Ari	W	1/1	30	21	70.0	304	10.1	4	1	72t	1/7	128.3	6	11	1.8	7	0	67	100%
Oct 12	at Car	W	1/1	30	16	53.3	222	7.4	3	0	37	3/13	110.7	6	25	4.2	21	0	62	100%
Oct 23	Was	W	1/1	25	17	68.0	268	10.7	4	1	64t	3/24	126.3	8	63	7.9	21	0	65	100%
Oct 29	SF	W	1/1	32	18	56.3	211	6.6	2	1	53t	3/19	84.2	2	7	3.5	6	0	61	87%
Nov 5	Den	W	1/1	27	15	55.6	199	7.4	4	0	32t	1/4	118.7	2	8	4.0	7	0	55	80%
Nov 19	at Dal	W	1/1	27	14	51.9	168	6.2	2	0	28	0/0	95.9	6	13	2.2	6	0	64	100%
Nov 26	Chi	W	1/1	36	23	63.9	227	6.3	3	0	22	1/4	109.4	5	29	5.8	16	0	67	86%
Dec 3	at Sea	L	1/1	45	29	64.4	348	7.7	1	1	51	3/21	86.2	6	30	5.0	12	0	75	100%
Dec 10	at LAR	W	1/1	41	23	56.1	291	7.1	4	1	46	1/10	100.8	3	16	5.3	6	0	68	75%
PLACED ON INJURED RESERVE (KNEE) ON 12/12/17																				
Totals			**13/13**	**440**	**265**	**60.2**	**3296**	**7.5**	**33**	**7**	**72t**	**28/162**	**101.9**	**64**	**299**	**4.7**	**24**	**0**	**879**	**78%**

100+ RATING GAMES (14)

Date	Opponent	Rating
10/8/17	vs. Arizona Cardinals (W, 34-7)	128.3
10/23/17	vs. Washington Redskins (W, 34-24)	126.3
9/25/16	vs. Pittsburgh Steelers (W, 34-3)	125.9
10/11/18	at New York Giants (W, 34-13)	122.2
10/28/18	at Jacksonville Jaguars (W, 24-18)	119.6
10/21/18	vs. Carolina Panthers (L, 17-20)	119.6
11/5/17	vs. Denver Broncos (W, 51-23)	118.7
10/7/18	vs. Minnesota Vikings (L, 21-23)	115.3
10/12/17	at Carolina Panthers (W, 28-23)	110.7
11/26/17	vs. Chicago Bears (W, 31-3)	109.4
11/25/18	vs. New York Giants (W, 25-22)	108.6
10/9/16	at Detroit Lions (L, 23-24)	102.8
11/11/18	vs. Dallas Cowboys (L, 20-27)	102.5
9/11/16	vs. Cleveland Browns (W, 29-10)	101.0
12/10/17	at Los Angeles Rams (W, 43-35)	100.8

GAME-WINNING DRIVES (4)

Date	Opponent	Score	Final
11/25/18	vs. New York Giants	22-22	25-22
9/23/18	vs. Indianapolis Colts	13-16	20-16
9/24/17	vs. New York Giants	13-15	24-15
11/13/16	vs. Atlanta Falcons	24-24	27-24

CAREER HIGHLIGHTS (Continued)

- Ranked 2nd in the NFL with 33 passing TDs, trailing only **Russell Wilson** (34). Led the NFL in TDs per game (2.54) and passing TD percentage (7.5%) (min. 400 attempts)
- Became just the third QB in NFL history to throw 33+ TDs and no more than 7 INTs through 13 games, joining **Tom Brady** in 2015 (33-6) and 2007 (45-5) and **Aaron Rodgers** in 2014 (35-3) and 2011 (39-6)
- Only three NFL QBs have recorded 33+ passing TDs and a 100+ passer rating in their first or second season: Wentz in 2017 (33-101.9), **Kurt Warner** in 1999 (41-109.2) and **Dan Marino** in 1984 (48-108.9)
- Ranked 4th in the NFL with a career-high 101.9 passer rating, behind **Alex Smith** (104.7), **Drew Brees** (103.9) and **Tom Brady** (102.8)

G/C STEFEN WISNIEWSKI 61

6-3 | 305 8th Year

DOB: March 22, 1989 (Age 29)

Pittsburgh, Pennsylvania

☆ Central Catholic High School

Penn State
D2-11 (48th overall)
by Oakland
Acquired: FA-Jax-16



2017

Originally a 2nd-round draft choice of the Oakland Raiders in 2011, **Stefen Wisniewski** (pronounced STEF-in wiz-NEW-skee) signed with the Eagles as a free agent during the 2016 offseason and re-signed with the club in 2017 on a 3-year deal. The versatile Penn State lineman earned the starting left guard job during the 2017 season to help solidify Philadelphia's **Super Bowl LII**-winning offensive line.

THREE STEP DROP

Biggest influence: His father, Leo, who also played at Penn State and was selected by the Baltimore Colts in the 1982 NFL Draft

First jersey: His uncle, Steve, who was an eight-time Pro Bowler and two-time All-Pro selection at guard with the L.A. Rams and Oakland Raiders (1989-2001)

Best player he has faced: Dontari Poe

Best part of playing offensive line: "It's the strongest community and it's a genuine unit. There's a real camaraderie on the offensive line."

Most challenging aspect of playing o-line: "It's an unnatural position. When you pass block, you're moving backward trying to stop someone coming at you at full force. It takes a lot of training."

Position he'd like to play: Defensive end

CAREER HIGHLIGHTS

- Has played in 107 regular-season games with 94 starts during his seven-year career. Versatility has allowed him to start 32 games at LG and 62 games at C
- Earned the starting left guard job during the 2017 season to help solidify the Eagles' **Super Bowl LII**-winning offensive line. Helped the team rank 3rd in the NFL in offensive points (414, tied) and rushing offense (132.2), and 7th in total offense (365.8)
- Proved to be a key reserve on the Eagles offensive line in his first season with the club in 2016. Played in all 16 games and made 6 starts at LG. Made his first start of the season at LG at NYG (11/6/16), marking the first time he started a game at the guard position since his rookie year in 2011
- In 2015, started all 16 games at center for the Jacksonville Jaguars and helped protect second-year QB **Blake Bortles**, who set career highs in completions (355), passing yards (4,428) and TD passes (35)
- Despite suffering a torn labrum in 2014, battled through the injury to start all 16 games at center for the Raiders and allowed just 1.5 sacks on the season. Protected Raiders QB **Derek Carr** as the rookie posted the 2nd-most completions (348) and the 5th-most passing touchdowns (21) by a rookie in NFL history

G/C STEFEN WISNIEWSKI 61

CAREER STATISTICS						
			STARTS		OFF SNAPS	
Year	Team	GP/S	LG	C	No	Pct
2011	Oakland	16/16	15	1	N/A	N/A
2012	Oakland	15/15	0	15	1008	93%
2013	Oakland	14/14	0	14	904	87%
2014	Oakland	16/16	0	16	1013	98%
2015	Jacksonville	16/16	0	16	1058	100%
2016	Philadelphia	16/6	6	0	607	54%
2017	Philadelphia	14/11	11	0	696	62%
2018	Philadelphia	12/4	4	0	396	48%
Totals		**119/98**	**36**	**62**	**---**	**---**
PLAYOFFS						
2017	Philadelphia	3/3	3	0	202	98%
Totals		**3/3**	**3**	**0**	**---**	**---**

CAREER HIGHLIGHTS (Continued)

- After playing left guard as a rookie, made the transition to center during the 2012 offseason and started 15 games at the position for the Raiders after missing the season opener with a calf injury
- Started all 16 games at left guard for Oakland as a rookie and was named to the *Pro Football Weekly* All-Rookie Team. Was a part of an offensive line that surrendered a single-season franchise-low 25 sacks, marking the third-lowest total in the league

COLLEGE HIGHLIGHTS

- Earned four letters for the Penn State Nittany Lions and became the first student-athlete in school history to be named an ESPN Academic All-American three times (2008-2010). Appeared in 46 games with 39 starts
- Started all 13 games at right guard as a senior in 2010 and was named a first-team All-American
- Made the switch from guard to center for the 2009 season and started every game for the Nittany Lions, playing 905 snaps and earning first-team All-Big Ten recognition from the coaches and media. Also earned third-team All-American honors from *Collegefootballnews.com*

FOOTBALL IS FAMILY

Stefen's father, Leo Wisniewski (pictured left), was selected by the Baltimore Colts with the 1st pick in the 2nd round of the 1982 NFL Draft (28th overall) and played NT in the league for three seasons (1982-1984). Leo played in 36 games for the Colts and compiled 14.5 sacks, including a career-high 7 in 1984, the first year the Colts played in Indianapolis. Like Stefen, Leo played collegiately at Penn State where he earned three letters and served as a team captain as a senior in 1981.

The NFL ties do not stop with Stefen's father, as his uncle, Steve Wisniewski (pictured right), was an eight-time Pro Bowler and two-time first-team all-pro as a guard for the Raiders from 1989-1991. Seven years after his older brother Leo was selected with the 1st pick of the 2nd round, Steve also became the 1st pick of the 2nd round (29th overall) when he was selected by the Dallas Cowboys in the 1989 NFL Draft. Cowboys rookie head coach Jimmy Johnson immediately traded Steve to the Raiders in exchange for 2nd-round, 3rd-round and 5th-round selections, one of which (2nd round, 39th overall) he used to select current FOX analyst and former FB Daryl Johnston. Like brother Leo and nephew Stefen, Steve played collegiately at Penn State. Steve is pictured above playing in the 1998 Pro Bowl.

@stefenwiz61

PHILADELPHIA 18, ATLANTA 12

THURSDAY, SEPTEMBER 6, 2018 - LINCOLN FINANCIAL FIELD

POST-GAME NOTES

SEASON-OPENING SUCCESS

- Philadelphia has won each of its last three season openers, tying for the 3rd-longest streak in franchise history, behind 1942-47 (six) and 2011-14 (four). The Eagles have won nine of their last 11 season openers since 2008, including seven of their last eight overall.
- Doug Pederson became just the fourth head coach in Eagles history to win three straight season openers, joining Rich Kotite (three, 1991-93), Dick Vermeil (three, 1979-81) and Greasy Neale (six, 1942-47).

HOME, SWEET HOME

- Since 2016, Philadelphia has produced a 16-3 record at Lincoln Financial Field (including playoffs), which marks the best home winning percentage (.842) in the NFL in that span.
- The Eagles have won 12 of their last 13 home games dating back to Week 16 of 2016 (including playoffs), with their only loss coming in the 2017 season finale vs. Dallas (L, 0-6 on 12/31/17).

JAY TRAIN COMES THROUGH

- Jay Ajayi scored each of the Eagles' TDs, marking his 2nd career game with multiple rushing TDs (also 2 TDs on 10/16/16 vs. Pittsburgh with Miami).
- Ajayi became just the third player in Eagles history to rush for multiple TDs in a season opener, joining Wilbert Montgomery on 9/12/82 vs. Washington (2 TDs) and Tom Woodeshick on 9/17/67 vs. Washington (2 TDs). The last Eagles RB to record multiple offensive TDs in a season opener was DeMarco Murray on 9/14/15 at Atlanta (1 rushing TD, 1 receiving TD).

SPROLES MOVES UP THE RECORD BOOKS

- Darren Sproles now ranks 6th in the NFL history with 19,216 career all-purpose yards, trailing only Jerry Rice (23,546), Brian Mitchell (23,330), Walter Payton (21,803), Emmitt Smith (21,564) and Tim Brown (19,682). With 61 all-purpose yards in the season-opening game, Sproles surpassed Steve Smith Sr. (19,180) and Marshall Faulk (19,190).



TEAM STATISTICS

	ATLANTA	PHILADELPHIA
First Downs	16	18
Net Yards Gained	299	232
Rushes/Yards	18/74	27/113
Net Yards Passing	225	119
Att/Comp/INT	43/21/1	35/20/1
Sacked/Yards Lost	4/26	2/13
Punts/Average	6/47.7	6/52.2
Fumbles/Lost	1/0	2/1
Penalties/Yards	15/135	11/101
Time of Possession	27:50	32:10
3rd-Down Efficiency	4/15	8/16
Turnover Ratio	+1	-1

SCORING RECAP

Team	Qtr.	Time	Play Description (Extra Point) (Drive Info)	Falcons	Eagles
Falcons	1	5:01	M.Bryant 21 yd. FG (9-41, 4:07)	3	0
Eagles	2	6:09	J.Elliott 26 yd. FG (14-52, 8:03)	3	3
Falcons	2	2:08	M.Bryant 52 yd. FG (8-41, 4:01)	6	3
Eagles	3	4:37	J.Ajayi 1 yd. run (J.Elliott kick) (11-63, 5:34)	6	10
Falcons	4	9:48	T.Coleman 9 yd. run (kick failed, hru) (2-27, 0:47)	12	10
Eagles	4	2:19	J.Ajayi 11 yd. run (J.Ajayi run) (8-54, 2:32)	12	18

EAGLES INDIVIDUAL STATISTICS

RUSHING: J.Ajayi 15-62-2TDs, C.Clement 5-26, N.Agholor 1-16, D.Sproles 5-10, N.Foles 1--1

RECEIVING: N.Agholor 8-33, Z.Ertz 5-48, D.Sproles 4-22, N.Foles 1-15, D.Carter 1-10, D.Goedert 1-4

PASSING: N.Foles 19-34-117-0TDs-1, N.Agholor 1-1-15-0TDs-0

INTERCEPTIONS: R.Douglas 1-0

SACKS: F.Cox 1.5, J.Hicks 1.5, C.Long 1.0

FIELD GOALS: J.Elliott (26G)

FALCONS INDIVIDUAL STATISTICS

RUSHING: D.Freeman 6-36, T.Coleman 9-19-1TD, J.Jones 1-11, M.Ryan 2-8

RECEIVING: J.Jones 10-169, M.Sanu 4-18, A.Hooper 3-24, D.Freeman 3-14, T.Coleman 1-26

PASSING: M.Ryan 21-43-251-0TDs-1

INTERCEPTIONS: D.Jones 1-20

SACKS: T.McKinley 1.0, B.Poole 1.0

FIELD GOALS: M.Bryant (21G, 52G)

PHILADELPHIA 21, TAMPA BAY 27

SUNDAY, SEPTEMBER 16, 2018 - RAYMOND JAMES STADIUM

POST-GAME NOTES

OFFENSIVE NOTES

- Nick Foles surpassed Norm Van Brocklin (7,497; 1958-60) for the 9th-most passing yards in Eagles history. Foles also eclipsed 10,000 career passing yards. Foles finished the game with 334 passing yards (35-of-48) and 1 TD for a 98.8 QB rating.
- Foles registered his 11th 300-yard passing game as an Eagle (including playoffs) and has now recorded the 4th-most 300-yard passing games in franchise history.
- Zach Ertz led all Eagles receivers in receptions (11) and yards (94), recording his franchise-record 6th-career game with 10+ receptions. Ertz's 6 career games with 10+ receptions lead all NFL TEs since he entered the league in 2013.

DEFENSIVE NOTES

- Fletcher Cox's first-quarter sack of Buccaneers QB Ryan Fitzpatrick moved him into sole possession of 9th place on the Eagles' all-time sacks list. His 36.5 career sacks are the 2nd-most ever by an Eagles interior defensive lineman, trailing only Andy Harmon (39.5; 1991-97).
- Ronald Darby recorded his first INT of the season when he picked off a ball tipped by Rodney McLeod on a deep pass intended for Buccaneers TE O.J. Howard in the first quarter. It marked Darby's 6th-career INT and 4th overall with the Eagles. Darby has posted 3 INTs in his last 5 regular-season games dating back to 2017.
- In the fourth quarter, Malcolm Jenkins (9th-career FF) punched the ball out of Buccaneers WR Mike Evans' hands and was recovered by Jordan Hicks (6th-career FR).

SPECIAL TEAMS NOTES

- First-year punter Cameron Johnston recorded a 56.0 yard gross punting average on five punts, marking the 2nd-highest single-game gross punting average in franchise history. Mat McBriar owns the Eagles' record with a 56.6 gross punting average on 10/14/12 vs. Detroit.



TEAM STATISTICS

	PHILADELPHIA	TAMPA BAY
First Downs	24	18
Net Yards Gained	412	436
Rushes/Yards	24/91	23/43
Net Yards Passing	321	393
Att/Comp/INT	48/35/0	33/27/1
Sacked/Yards Lost	3/13	2/9
Punts/Average	5/56.0	6/43.3
Fumbles/Lost	2/2	1/1
Penalties/Yards	6/55	4/44
Time of Possession	35:39	24:21
3rd-Down Efficiency	5/15	4/10
Turnover Ratio	Even	Even

SCORING RECAP

Team	Qtr.	Time	Play Description (Extra Point) (Drive Info)	Eagles	Buccaneers
Buccaneers	1	14:49	D.Jackson 75 yd. pass from R.Fitzpatrick (C.Catanzaro kick) (1-75, 0:11)	0	7
Eagles	2	4:51	C.Clement 15 yd. run (J.Elliott kick) (13-78, 6:09)	7	7
Buccaneers	2	4:39	O.Howard 75 yd. pass from R.Fitzpatrick (kick failed, wr) (1-75, 0:12)	7	13
Buccaneers	2	0:42	C.Godwin 8 yd. pass from R.Fitzpatrick (C.Catanzaro kick) (6-70, 1:44)	7	20
Buccaneers	3	9:19	M.Evans 4 yd. pass from R.Fitzpatrick (C.Catanzaro kick) (7-54, 3:17)	7	27
Eagles	3	0:09	J.Ajayi 2 yd. run (J.Elliott kick) (9-84, 3:42)	14	27
Eagles	4	2:46	N.Agholor 2 yd. pass from N.Foles (J.Elliott kick) (8-78, 3:50)	21	27

EAGLES INDIVIDUAL STATISTICS

RUSHING: C.Clement 6-30-1TD, W.Smallwood 7-28, J.Ajayi 7-23-1TD, N.Foles 3-8, N.Agholor 1-2

RECEIVING: Z.Ertz 11-94, N.Agholor 8-88-1TD, C.Clement 5-55, K.Aiken 5-39, J.Perkins 4-57, J.Ajayi 1-4, W.Smallwood 1-2, N.Foles 0--5

PASSING: N.Foles 35-48-334-1TD-0

INTERCEPTIONS: R.Darby 1-16

SACKS: N.Bradham 1.0, F.Cox 1.0

FIELD GOALS: J.Elliott (42RU)

BUCCANEERS INDIVIDUAL STATISTICS

RUSHING: P.Barber 16-22, J.Rodgers 5-13, S.Wilson 1-9, R.Fitzpatrick 1--1

RECEIVING: M.Evans 10-83-1TD, C.Godwin 5-56-1TD, D.Jackson 4-129-1TD, O.Howard 3-96-1TD, J.Rodgers 3-23, A.Humphries 1-8, P.Barber 1-7

PASSING: R.Fitzpatrick 27-33-402-4TDs-1

INTERCEPTIONS: NONE

SACKS: K.Alexander 1.0, G.McCoy 1.0, J.Pierre-Paul 1.0

FIELD GOALS: NONE

PHILADELPHIA 20, INDIANAPOLIS 16

SUNDAY, SEPTEMBER 23, 2018 - LINCOLN FINANCIAL FIELD

POST-GAME NOTES

WINNING WAYS

- Including playoffs, Philadelphia is 17-3 (.850) in its last 20 games, as well as 20-4 (.833) in its last 24 overall. The Eagles' 17-3 record since Week 3 of 2017 marks their best 20-game stretch since 12/7/03-12/19/04 (also 17-3). The last time Philadelphia won 20+ games over a 24-game stretch was 11/16/03-12/27/04 (also 20-4).

HOME, SWEET HOME

- Since 2016, Philadelphia owns a 17-3 record at Lincoln Financial Field (including playoffs), marking the best home winning percentage (.850) in the NFL in that span.

WENTZ RETURNS

- Sunday marked Carson Wentz's 2018 debut and first game back since sustaining a season-ending injury in Week 14 of 2017.
- Wentz orchestrated his third-career game-winning drive with a 17-play, 65-yard touchdown march that lasted 11:18 and gave the Eagles a 20-16 advantage with 3:02 remaining. The fourth-quarter comeback marked the Eagles' longest drive in terms of time (11:18) since at least 1999. The next highest was a 10:26 drive on 9/18/05 vs. San Francisco.

TIGHT END PRODUCTION

- Eagles TEs combined for 13 receptions, 156 yards and 1 TD in Sunday's win, with Dallas Goedert and Zach Ertz each tying for the team lead with 73 receiving yards (Joshua Perkins also had 1 reception for 10 yards).
- Sunday marked the first time two Eagles TEs registered 70+ receiving yards in the same game since Ray Poage (5 receptions, 142 yards) and Pete Retzlaff (6 receptions, 118 yards) on 12/5/65 vs. Dallas.

DEFENSE STANDS STRONG

- Philadelphia's defense limited Indianapolis to just 2-of-12 (16.7%) on third down, marking the Eagles' best opponent third-down percentage since 11/23/14 vs. Tennessee (also 2-of-12, 16.7%) (min. 10 third-down attempts).
- The Eagles took a 10-7 lead into halftime and have not allowed more than 10 points in the first half in 13 consecutive games at Lincoln Financial Field (dating back to Week 17 of 2016). In that span, Philadelphia has held opponents to just 73 first-half points at home, amounting to 5.6 points per half.



TEAM STATISTICS

	INDIANAPOLIS	PHILADELPHIA
First Downs	14	26
Net Yards Gained	209	379
Rushes/Yards	13/68	35/152
Net Yards Passing	141	227
Att/Comp/INT	41/25/0	37/25/1
Sacked/Yards Lost	2/23	5/28
Punts/Average	5/44.4	3/42.7
Fumbles/Lost	0/0	4/1
Penalties/Yards	11/77	10/110
Time of Possession	19:48	40:12
3rd-Down Efficiency	2/12	6/14
Turnover Ratio	+2	-2

- The Eagles took a 10-7 lead into halftime against the Colts. The Eagles have not allowed more than 10 points in the first half in 13 consecutive games at Lincoln Financial Field (dating back to Week 17 of 2016). In that span, Philadelphia has held opponents to just 73 first-half points at home, amounting to 5.6 points per half.

SCORING RECAP

Team	Qtr.	Time	Play Description (Extra Point) (Drive Info)	Colts	Eagles
Eagles	1	7:10	D.Goedert 13 yd. pass from C.Wentz (J.Elliott kick) (12-79, 5:11)	0	7
Colts	1	0:24	R.Grant 5 yd. pass from A.Luck (A.Vinatieri kick) (6-55, 1:52)	7	7
Eagles	2	3:05	J.Elliott 33 yd. FG (11-75, 6:40)	7	10
Colts	3	9:41	A.Vinatieri 35 yd. FG (9-48, 3:35)	10	10
Colts	3	8:23	A.Vinatieri 31 yd. FG (4-4, 1:07)	13	10
Eagles	3	2:50	J.Elliott 24 yd. FG (13-75, 5:33)	13	13
Colts	4	14:20	A.Vinatieri 28 yd. FG (4-3, 0:56)	16	13
Eagles	4	3:02	W.Smallwood 4 yd. run (J.Elliott kick) (17-75, 11:18)	16	20

EAGLES INDIVIDUAL STATISTICS

RUSHING: C.Clement 16-56, W.Smallwood 10-56-1TD, J.Adams 6-30, C.Wentz 3-10

RECEIVING: D.Goedert 7-73-1TD, Z.Ertz 5-73, N.Agholor 4-24, W.Smallwood 3-35, C.Clement 3-19, J.Matthews 2-21, J.Perkins 1-10

PASSING: C.Wentz 25-37-255-1TD-1

INTERCEPTIONS: NONE

SACKS: D.Barnett 1.5, F.Cox 0.5

FIELD GOALS: J.Elliott (55WL, 33G, 24G)

COLTS INDIVIDUAL STATISTICS

RUSHING: A.Luck 1-33, J.Wilkins 6-19, N.Hines 5-18, M.Johnson 1--2

RECEIVING: T.Hilton 5-50, E.Ebron 5-33, N.Hines 5-25, R.Grant 3-35-1TD, C.Rogers 2-14, J.Wilkins 2-1, E.Swoope 1-7, Z.Pascal 1-3, R.Kelly 1--4

PASSING: A.Luck 25-40-164-1TD-0, J.Brissett 0-1-0-0TDs-0

INTERCEPTIONS: A.Walker 1-11

SACKS: D.Leonard 2.0, K.Turay 1.5, M.Hunt 1.0, J.Sheard 0.5

FIELD GOALS: A.Vinatieri (35G, 31G, 28G)

PHILADELPHIA 23, TENNESSEE 26 (OT)

SUNDAY, SEPTEMBER 30, 2018 - NISSAN STADIUM

POST-GAME NOTES

OFFENSIVE NOTES

- Zach Ertz led the Eagles in receptions (10) and receiving yards (112). Ertz's performance marked his franchise-record 7th career game with 10+ receptions as well as his 7th career game with 100+ receiving yards.
- Alshon Jeffery produced his 14th career 100+ yard game (first as an Eagle) after logging 8 receptions for 105 yards and 1 TD. The last time Jeffery had 100+ yards and 1 TD in a single game was on 12/13/15 vs. Washington with Chicago (107 yards, 1 TD). His 8 receptions were his most in a single game since 11/9/15 at San Diego with Chicago (10 receptions).
- Ertz (112 yards) and Jeffery (105 yards) each recorded 100+ receiving yards in the contest. The last time the Eagles had multiple 100+ yard receivers in the same game was on 12/26/15 vs. Washington (Ertz – 122 yards, Jordan Matthews – 104 yards).
- Carson Wentz completed 33-of-50 (66.0%) attempts for 348 yards, 2 TDs, 0 INTs and a 99.4 passer rating. Wentz's 33 completions are the 2nd-most he has ever recorded in a single game (36 completions on 12/4/16 at Cincinnati.). His 348 passing yards (9th career game with 300+ passing yards) tied for the 2nd-most of his career (also 12/3/17 at Seattle), behind a 364-yard performance on 11/6/16 at N.Y. Giants.
- Wentz became the first Eagles QB to register 30+ completions with 2+ TDs and 0 INTs since Nick Foles on 12/9/12 at Tampa Bay (32 completions, 2 TDs, 0 INTs).
- Wentz moved into 10th place on the Eagles' all-time passing yardage list (now 7,681), surpassing Norm Van Brocklin (7,497, 1958-60).
- Jordan Matthews' 56-yard receiving TD in the second quarter was the 2nd-longest reception of his career (78-yard TD on 12/20/15 vs. Arizona). Matthews leads all Eagles players with 20 receiving TDs dating back to the 2014 season.

TEAM STATISTICS

	PHILADELPHIA	TENNESSEE
First Downs	25	22
Net Yards Gained	432	397
Rushes/Yards	22/117	22/70
Net Yards Passing	315	327
Att/Comp/INT	50/33/0	43/30/1
Sacked/Yards Lost	4/33	3/17
Punts/Average	6/51.3	5/50.8
Fumbles/Lost	3/1	1/0
Penalties/Yards	8/77	4/30
Time of Possession	34:25	35:30
3rd-Down Efficiency	5/15	5/16
Turnover Ratio	Even	Even

SCORING RECAP

Team	Qtr.	Time	Play Description (Extra Point) (Drive Info)	Eagles	Titans
Titans	1	11:22	R.Succop 42 yd. FG (8-51, 3:38)	0	3
Eagles	2	4:04	J.Matthews 56 yd. pass from C.Wentz (J.Elliott kick) (8-97, 4:52)	7	3
Eagles	2	0:00	J.Elliott 27 yd. FG (4-8, 0:26)	10	3
Eagles	3	7:36	A.Jeffery 16 yd. pass from C.Wentz (J.Elliott kick) (12-75, 7:24)	17	3
Titans	3	2:51	M.Mariota 2 yd. run (R.Succop kick) (8-75, 4:45)	17	10
Titans	4	9:18	R.Succop 33 yd. FG (9-20, 4:45)	17	13
Titans	4	5:01	T.Sharpe 11 yd. pass from M.Mariota (R.Succop kick) (5-75, 2:54)	17	20
Eagles	4	0:16	J.Elliott 30 yd. FG (6-27, 1:25)	20	20
Eagles	5 (OT)	6:19	J.Elliott 37 yd. FG (9-56, 3:41)	23	20
Titans	5 (OT)	0:05	C.Davis 10 yd. pass from M.Mariota (16-75, 6:14)	23	26

EAGLES INDIVIDUAL STATISTICS

RUSHING: J.Ajayi 15-70, W.Smallwood 5-39, C.Wentz 2-8

RECEIVING: Z.Ertz 10-112, A.Jeffery 8-105-1TD, N.Agholor 5-22, W.Smallwood 3-15, J.Ajayi 3-11, D.Goedert 2-13, J.Matthews 1-56-1TD, K.Aiken 1-14

PASSING: C.Wentz 33-50-348-2TDs-0

INTERCEPTIONS: A.Maddox 1-23

SACKS: D.Barnett 1.0, M.Bennett 1.0, H.Ngata 1.0

FIELD GOALS: J.Elliott (27G, 30G, 37G)

TITANS INDIVIDUAL STATISTICS

RUSHING: M.Mariota 10-46-1TD, D.Henry 8-24, D.Lewis 4-0

RECEIVING: C.Davis 9-161-1TD, D.Lewis 9-66, T.Taylor 7-77, T.Sharpe 2-27-1TD, D.Henry 2-7, D.Jennings 1-6

PASSING: M.Mariota 30-43-344-2TDs-1

INTERCEPTIONS: NONE

SACKS: J.Brown 1.0, M.Butler 1.0, S.Finch 1.0, H.Landry 1.0

FIELD GOALS: R.Succop (42G, 33G)

PHILADELPHIA 21, MINNESOTA 23

SUNDAY, OCTOBER 7, 2018 - LINCOLN FINANCIAL FIELD

POST-GAME NOTES

WENTZ THROWS FOR 300+ YARDS

- Carson Wentz recorded season highs in completion percentage (68.6%, 24-of-35), yards per attempt (8.9), passing TDs (2, tied) and passer rating (115.3).
- Wentz became the first Eagles QB to throw for 300+ yards, 2+ TDs and 0 INTs in consecutive games since Randall Cunningham from 9/4/94-9/12/94.
- Wentz has thrown 1+ TD in 18 consecutive games, which is tied with Randall Cunningham (9/13/87-10/10/88) for the longest streak ever by an Eagles QB.
- Wentz recorded his 10th career game with 300+ passing yards, which is tied with Michael Vick (2009-13) and Sonny Jurgensen (1957-63) for the 5th-most such games in franchise history. Wentz also produced his 10th career game with a 100+ passer rating, tying Nick Foles (2012-14, 17-present) for the 6th-most such games in team history.
- Wentz surpassed Tommy Thompson (723, 1941-50) for the 6th-most completions in Eagles history (now 726). Wentz also moved past Nick Foles (7,741, 2012-14, 17-present) for sole possession of 9th place on the club's all-time passing yardage list (now 7,992).

ERTZ LEADS EAGLES IN RECEIVING

- Zach Ertz led the Eagles with 10 receptions for 110 yards (11.0 avg.) and 1 TD. Ertz became the first Eagle to register 10+ receptions and 100+ receiving yards in back-to-back games since Pete Pihos from 12/4/55-12/11/55. Ertz is the first NFL TE to accomplish the feat since Tony Gonzalez with Kansas City from 12/25/04-1/2/05.
- Ertz surpassed DeSean Jackson (356, 2008-13) for the 8th-most receptions in Eagles history (now 362). Ertz needs only 1 reception to tie Mike Quick (363, 1982-90) for the 7th-most catches in franchise history.

MORE FROM THE GAME

- Brandon Graham recorded his first sack of the season and now has 39.5 career sacks, which are tied with Andy Harmon (1991-97) for the 6th-most in Eagles history.

TEAM STATISTICS

	MINNESOTA	PHILADELPHIA
First Downs	19	21
Net Yards Gained	375	364
Rushes/Yards	23/77	17/81
Net Yards Passing	298	283
Att/Comp/INT	37/30/0	35/24/0
Sacked/Yards Lost	1/3	3/28
Punts/Average	2/39.0	4/46.8
Fumbles/Lost	2/1	2/2
Penalties/Yards	4/23	8/52
Time of Possession	32:47	27:13
3rd-Down Efficiency	4/11	2/9
Turnover Ratio	+1	-1

SCORING RECAP

Team	Qtr.	Time	Play Description (Extra Point) (Drive Info)	Vikings	Eagles
Vikings	1	5:02	D.Bailey 37 yd. FG (5-31, 2:02)	3	0
Eagles	2	12:24	J.Elliott 30 yd. FG (5-55, 2:11)	3	3
Vikings	2	4:12	L.Joseph 64 yd. fumble return (D.Bailey kick) (8-56, 2:24)	10	3
Vikings	2	0:21	A.Thielen 3 yd. pass from K.Cousins (D.Bailey kick) (8-56, 2:24)	17	3
Vikings	3	7:32	D.Bailey 22 yd. FG (6-91, 2:01)	20	3
Eagles	3	2:57	J.Elliott 28 yd. FG (8-67, 4:35)	20	6
Eagles	4	12:05	W.Smallwood 12 yd. pass from C.Wentz (W.Smallwood run) (10-66, 4:14)	20	14
Vikings	4	2:47	D.Bailey 52 yd. Field Goal (11-55, 6:24)	23	14
Eagles	4	1:09	Z.Ertz 7 yd. pass from C.Wentz (J.Elliott kick) (7-75, 1:38)	23	21

EAGLES INDIVIDUAL STATISTICS

RUSHING: J.Ajayi 8-29, W.Smallwood 3-27, C.Wentz 5-26, J.Adams 1--1

RECEIVING: Z.Ertz 10-110-1TD, N.Agholor 4-45, W.Smallwood 3-44-1TD, A.Jeffery 2-39, D.Goedert 2-16, S.Gibson 1-48, J.Ajayi 1-5, J.Matthews 1-4

PASSING: C.Wentz 24-35-311-2TDs-0

INTERCEPTIONS: NONE

SACKS: B.Graham 1.0

FIELD GOALS: J.Elliott (30G, 28G)

VIKINGS INDIVIDUAL STATISTICS

RUSHING: L.Murray 11-42, S.Diggs 2-25, R.Thomas 4-8, K.Cousins 5-1, M.Boone 1-1

RECEIVING: S.Diggs 10-91, A.Thielen 7-116-1TD, K.Rudolph 5-41, L.Treadwell 3-21, L.Murray 2-14, C.Ham 1-7, R.Thomas 1-6, D.Morgan 1-5

PASSING: K.Cousins 30-37-301-1TD-0

INTERCEPTIONS: NONE

SACKS: D.Hunter 1.0, L.Joseph 1.0, S.Weatherly 1.0

FIELD GOALS: D.Bailey (28LU, 37G, 45WR, 22G, 52G)

PHILADELPHIA 34, N.Y. GIANTS 13

THURSDAY, OCTOBER 11, 2018 - METLIFE STADIUM

POST-GAME NOTES

WENTZ THROWS FOR SEASON-HIGH 3 TDs

- Carson Wentz recorded 3+ passing TDs (13-yard TD and 1-yard TD to Alshon Jeffery; 10-yard TD to Zach Ertz) for the first time since 12/10/17 at L.A. Rams (4 TDs) and for the 7th time overall in his career. Wentz has now produced 18 career games with multiple passing TDs, throwing for 2+ TDs in each of his last 3 contests. Wentz has thrown 1+ TD in each of his last 19 games played, marking the longest streak in franchise history and 2nd-longest active streak in the NFL, trailing only Andrew Luck (27 consecutive games played, including playoffs).
- Wentz surpassed Norm Van Brocklin (55, 1958-60) and Adrian Burk (55, 1951-56) to tie Michael Vick (57, 2009-13) and Bobby Thomason (57, 1952-57) for the 7th-most passing TDs in Eagles history. Wentz also moved past Roman Gabriel (1,185, 1973-77) for the 7th-most pass attempts in team history as well as Bobby Thomason (8,124, 1952-57) for 8th place on the Eagles' all-time passing yardage list.

JEFFERY RECORDS 5TH CAREER MULTI-TD GAME

- Alshon Jeffery produced his first game with 2+ TDs (5th career multi-TD game) since the 2017 NFC Championship Game on 1/21/18 vs. Minnesota (also 2 TDs). Jeffery helped the Eagles take a 7-0 lead in the first quarter (13-yard TD) as well as a 31-6 advantage in the third quarter (1-yard TD).

ERTZ RISES UP RECORD BOOKS

- Zach Ertz surpassed Mike Quick (363, 1982-90) for the 7th-most receptions in Eagles history with 369 (4th-most ever by an Eagles TE).

DEFENSIVE NOTES

- Fletcher Cox sacked Giants QB Eli Manning for a 6-yard loss with 7:22 remaining in the 4th quarter. He leads the team in sacks (4) and has moved out of a tie with Seth Joyner (37.0, 1986-93) for sole possession of 8th-place on the Eagles' all-time sacks list (38.0).
- Michael Bennett recorded a strip-sack of Giants QB Eli Manning and is now tied with James Harrison for the 2nd-most sacks (56.0) by an undrafted NFL player since 2009, trailing only Cameron Wake (93.0) in that category.

TEAM STATISTICS

	PHILADELPHIA	N.Y. GIANTS
First Downs	23	17
Net Yards Gained	379	401
Rushes/Yards	31/108	17/147
Net Yards Passing	271	254
Att/Comp/INT	36/26/0	43/24/1
Sacked/Yards Lost	1/7	4/27
Punts/Average	5/48.0	5/50.6
Fumbles/Lost	3/0	2/0
Penalties/Yards	4/25	5/61
Time of Possession	32:30	27:30
3rd-Down Efficiency	9/16	4/14
Turnover Ratio	+1	-1

SCORING RECAP

Team	Qtr.	Time	Play Description (Extra Point) (Drive Info)	Eagles	Giants
Eagles	1	13:15	A.Jeffery 13 yd. pass from C.Wentz (J.Elliott kick) (3-16, 1:00)	7	0
Giants	1	10:06	A.Rosas 33 yd. FG (7-60, 3:09)	7	3
Eagles	1	1:28	C.Clement 1 yd. run (J.Elliott kick) (6-44, 3:21)	14	3
Giants	2	5:44	A.Rosas 21 yd. FG (9-65, 2:30)	14	6
Eagles	2	4:22	Z.Ertz 10 yd. pass from C.Wentz (J.Elliott kick) (4-75, 1:22)	21	6
Eagles	2	1:29	J.Elliott 33 yd. FG (6-35, 1:33)	24	6
Eagles	3	8:42	A.Jeffery 1 yd. pass from C.Wentz (J.Elliott kick) (12-75, 6:18)	31	6
Giants	3	6:10	S.Barkley 50 yd. run (A.Rosas kick) (5-75, 2:32)	31	13
Eagles	4	14:52	J.Elliott 30 yd. FG (13-64, 6:18)	34	13

EAGLES INDIVIDUAL STATISTICS

RUSHING: W.Smallwood 18-51, C.Clement 11-43-1TD, C.Wentz 2-14

RECEIVING: A.Jeffery 8-74-2TDs, Z.Ertz 7-43-1TD, N.Agholor 3-91, C.Clement 3-26, J.Matthews 2-26, D.Carter 1-11, D. Goedert 1-7, W.Smallwood 1-0

PASSING: C.Wentz 26-36-278-3TDs-0

INTERCEPTIONS: K.Grugier-Hill 1-24

SACKS: M.Bennett 1.0, N.Bradham 1.0, F.Cox 1.0, D.Vaeao 1.0

FIELD GOALS: J.Elliott (33G, 54WR, 30G)

GIANTS INDIVIDUAL STATISTICS

RUSHING: S.Barkley 13-130-1TD, W.Gallman 4-17

RECEIVING: S.Barkley 9-99, O.Beckham 6-44, C.Latimer 3-52, S.Shepard 3-37, W.Gallman 2-25, S.Simonson 1-24

PASSING: E.Manning 24-43-281-0TDs-1

INTERCEPTIONS: NONE

SACKS: O.Vernon 1.0

FIELD GOALS: A.Rosas (33G, 21G, 52SH)

PHILADELPHIA 17, CAROLINA 21

SUNDAY, OCTOBER 21, 2018 - LINCOLN FINANCIAL FIELD

POST-GAME NOTES

WENTZ THROWS FOR 300+ YARDS, 2 TDs & 0 INTs

- Carson Wentz completed a career-high 81.1% (30-of-37) of his pass attempts for 310 yards, 2 TDs, 0 INTs and a 119.6 passer rating.
- Wentz completed 15 consecutive passes between the second and third quarters, tying for the 3rd-longest streak in Eagles history. Wentz has also thrown a career-best 173 consecutive passes without an INT, marking the longest streak by an Eagles QB since Nick Foles from 12/23/12-12/8/13 (237 attempts).
- Wentz has registered 2+ passing TDs with 0 INTs in 4 straight games, tying Donovan McNabb (9/17/06-10/8/06) for the longest streak in franchise history.
- Wentz joined Randall Cunningham (9/6/92-9/20/92) as the only QBs in Eagles history to record a 115.0+ passer rating in 3 straight games (min. 20 attempts per game).

ERTZ MOVES TO 5TH ON ALL-TIME RECEPTIONS LIST

- Zach Ertz led the Eagles with 9 receptions for 138 yards (15.3 avg.) and surpassed Keith Byars (371, 1986-92) and Pro Football Hall of Famer Pete Pihos (373, 1947-55) to move into sole possession of 5th place on the Eagles' all-time receptions list (now 378). Ertz trails only Harold Carmichael (589, 1971-83), Pete Retzlaff (452, 1956-66), Brian Westbrook (426, 2002-09) and Brent Celek (398, 2007-17) in that category.
- Ertz has recorded 5+ receptions in 9 consecutive games (including playoffs), tying Brian Westbrook (11/21/04-9/12/05) and Irving Fryar (10/13/96-12/5/96) for the longest streak in team history. The last NFL TE to do so was Jason Witten from 10/1/12-12/2/12 (also 9).

MORE FROM THE GAME

- Alshon Jeffery finished the game with 7 receptions for 88 yards (12.6 avg.) and 1 TD. Jeffery has caught 14 TDs in his last 16 games with the Eagles (including playoffs), as well as 7 TDs in his last 6 games dating back to the 2017 NFC Championship Game vs. Minnesota.
- Michael Bennett brought down Panthers QB Cam Newton for an 8-yard loss at the CAR 33 on 2nd-and-10 at the end of the first quarter, marking his 3rd sack in the last 4 games.

TEAM STATISTICS

	CAROLINA	PHILADELPHIA
First Downs	19	21
Net Yards Gained	371	342
Rushes/Yards	17/121	24/58
Net Yards Passing	250	284
Att/Comp/INT	39/25/0	37/30/0
Sacked/Yards Lost	2/19	4/26
Punts/Average	5/41.8	3/45.0
Fumbles/Lost	0/0	3/1
Penalties/Yards	5/78	4/35
Time of Possession	24:43	35:17
3rd-Down Efficiency	5/11	3/12
Turnover Ratio	+1	-1

SCORING RECAP

Team	Qtr.	Time	Play Description (Extra Point) (Drive Info)	Panthers	Eagles
Eagles	2	11:39	A.Jeffery 11 yd. pass from C.Wentz (J.Elliott kick) (7-74, 3:44)	0	7
Eagles	2	6:36	J.Elliott 46 yd. FG (6-60, 3:21)	0	10
Eagles	3	0:39	D.Goedert 1 yd. pass from C.Wentz (J.Elliott kick) (17-94, 9:22)	0	17
Panthers	4	10:41	C.Samuel 14 yd. run (kick failed, wr) (11-80, 4:58)	7	17
Panthers	4	4:08	D.Funchess 18 yd. pass from C.Newton (C.Newton-J.Wright pass) (7-87, 2:44)	14	17
Panthers	4	1:22	G.Olsen 1 yd. pass from C.Newton (G.Gano kick) (10-69, 0:55)	21	17

EAGLES INDIVIDUAL STATISTICS

RUSHING: W.Smallwood 9-32, J.Adams 4-17, C.Clement 8-6, C.Wentz 3-3

RECEIVING: Z.Ertz 9-138, A.Jeffery 7-88-1TD, N.Agholor 6-20, D.Goedert 4-43-1TD, C.Clement 2-16, W.Smallwood 2-5

PASSING: C.Wentz 30-37-310-2TDs-0

INTERCEPTIONS: NONE

SACKS: M.Bennett 1.0, B.Graham 0.5, B.Hector 0.5

FIELD GOALS: J.Elliott (36WR, 46G)

PANTHERS INDIVIDUAL STATISTICS

RUSHING: C.Newton 7-49, J.Wright 1-34, C.McCaffrey 7-29, C.Samuel 2-9-1TD

RECEIVING: D.Funchess 6-62-1TD, C.McCaffrey 6-51, T.Smith 4-61, D.Moore 3-29, J.Wright 2-37, G.Olsen 2-5-1TD, C.Samuel 1-16, D.Byrd 1-8

PASSING: C.Newton 25-39-269-2TDs-0

INTERCEPTIONS: NONE

SACKS: M.Addison 1.0, L.Kuechly 1.0, J.Peppers 1.0, Team 1.0

FIELD GOALS: NONE

PHILADELPHIA 24, JACKSONVILLE 18

SUNDAY, OCTOBER 28, 2018 - WEMBLEY STADIUM (LONDON, ENGLAND)

POST-GAME NOTES

WENTZ THROWS FOR 3 TDs & 100+ RATING

- Carson Wentz completed 21-of-30 (70.0%) attempts for 286 yards (season-high 9.53 yards per attempt), 3 TDs (tied season high), 1 INT and a 119.6 passer rating. Wentz has thrown 1+ TD with no more than 1 INT in 21 consecutive games, which is tied with Matt Ryan (12/20/15-9/17/17) for the longest streak in NFL history. Wentz has also thrown for multiple TDs in each of his last 5 games, marking the 2nd-longest streak of his career (franchise-record-tying 7 games from 10/8/17-11/26/17).
- Wentz has registered 275+ passing yards and 2+ TDs in 5 straight games, which is tied with Donovan McNabb (9/10/06-10/8/06) for the longest streak in Eagles history.
- Wentz is the first QB in Eagles history to record a 115.0+ passer rating in 4 consecutive games (min. 20 attempts per game).
- Wentz is the first Eagles QB to complete 70.0% of his passes in 3 straight games since Randall Cunningham from 9/6/92-9/20/92 (min. 20 attempts per game).

ADDITIONAL OFFENSIVE NOTES

- Dallas Goedert caught a 32-yard TD, marking his 3rd TD of the season, which is the highest total by an Eagles rookie TE since Zach Ertz in 2013 (4).
- Wendell Smallwood's 36 yard TD reception marked the longest TD from scrimmage in his career.
- Zach Ertz registered a fourth quarter TD catch and has scored three TDs in the last four games.

DEFENSIVE NOTES

- Chris Long registered two sacks of Blake Bortles, marking his first multi-sack game as an Eagle.
- Jordan Hicks finished the game with a career-high-tying 1.5 sacks (also 9/6/18 vs. Atlanta).
- Avonte Maddox forced a fumble of Jaguars WR Keelan Cole before halftime that was recovered by Malcolm Jenkins. Maddox became the first Eagles rookie DB to force a fumble since Brandon Boykin on 12/23/12 vs. Washington. Jenkins, who has 8 career FRs, has now recovered a fumble in each of his last five seasons with the Eagles.



TEAM STATISTICS

	PHILADELPHIA	JACKSONVILLE
First Downs	22	16
Net Yards Gained	395	335
Rushes/Yards	28/133	17/70
Net Yards Passing	262	265
Att/Comp/INT	30/21/1	41/24/0
Sacked/Yards Lost	4/24	4/21
Punts/Average	3/51.7	2/48.0
Fumbles/Lost	1/1	2/1
Penalties/Yards	4/36	5/45
Time of Possession	32:38	27:22
3rd-Down Efficiency	7/12	6/14
Turnover Ratio	-1	+1

SCORING RECAP

Team	Qtr.	Time	Play Description (Extra Point) (Drive Info)	Eagles	Jaguars
Jaguars	1	6:50	J.Lambo 50 yd. FG (9-39, 5:05)	0	3
Eagles	2	7:43	J.Elliott 31 yd. FG (13-64, 7:05)	3	3
Jaguars	2	2:42	J.Lambo 57 yd. FG (8-36, 5:00)	3	6
Eagles	2	0:29	D.Goedert 32 yd. pass from C.Wentz (J.Elliott kick) (4-44, 1:00)	10	6
Eagles	3	8:39	W.Smallwood 36 yd. pass from C.Wentz (J.Elliott kick) (9-95, 5:00)	17	6
Jaguars	3	4:33	D.Westbrook 11 yd. pass from B.Bortles (pass failed) (9-75, 4:06)	17	12
Jaguars	4	13:10	J.Lambo 33 yd. FG (11-37, 4:57)	17	15
Eagles	4	9:55	Z.Ertz 5 yd. pass from C.Wentz (J.Elliott kick) (6-75, 3:15)	24	15
Jaguars	4	6:57	J.Lambo 24 yd. FG (10-69, 2:58)	24	18

EAGLES INDIVIDUAL STATISTICS

RUSHING: J.Adams 9-61, C.Wentz 6-28, W.Smallwood 8-24, N.Agholor 1-14, C.Clement 4-6

RECEIVING: J.Matthews 4-93, A.Jeffery 4-35, Z.Ertz 4-26-1TD, N.Agholor 3-49, W.Smallwood 2-42-1TD, D.Goedert 1-32-1TD, J.Adams 1-6, C.Wentz 1-4, C.Clement 1--1

PASSING: C.Wentz 21-30-286-3TDs-1

INTERCEPTIONS: NONE

SACKS: C.Long 2.0, J.Hicks 1.5, M.Bennett 0.5

FIELD GOALS: J.Elliott (31G)

JAGUARS INDIVIDUAL STATISTICS

RUSHING: B.Bortles 8-43, C.Hyde 6-11, D.Westbrook 1-9, T.Yeldon 2-7

RECEIVING: T.Yeldon 7-83, D.Moncrief 4-54, D.Chark 4-41, D.Grinnage 3-37, D.Westbrook 2-31-1TD, K.Cole 2-18, B.Bell 1-13, R.Greene 1-9

PASSING: B.Bortles 24-41-286-1TD-0

INTERCEPTIONS: J.Ramsey 1-0

SACKS: C.Campbell 1.0, M.Dareus 1.0, M.Jack 1.0, Y.Ngakoue 1.0

FIELD GOALS: J.Lambo (50G, 57G, 33G, 24G)

POST-GAME NOTES

OFFENSIVE NOTES

- Carson Wentz completed 32-of-44 (72.7%) attempts for a season-high 360 yards, 2 TDs, 1 INT and a 102.5 passer rating. Wentz also threw for a career-high 20 first downs.
- Wentz has recorded a 100+ passer rating in a franchise-record 5 consecutive games and completed at least 70.0% of his passes in a team-record 4 straight games.
- Zach Ertz finished the game with season highs in receptions (14), receiving yards (145) and receiving TDs (2). Ertz produced his 10th career 100+ yard game (fourth of the season), ninth career game with 10+ receptions (most since a career-high 15 receptions on 12/20/14 at Washington) and fourth career multi-TD game (first since 10/12/17 at Carolina).

DEFENSIVE NOTES

- Michael Bennett registered his 9th career multi-sack game with a 2.0-sack performance vs. Dallas (his most in a single game since posting a career-high 3.5 sacks on 10/22/15 at San Francisco).
- Bennett leads the Eagles with 5.5 sacks, all of which have been recorded in the last 6 games (including 4.5 sacks in the last 4 games).

SPECIAL TEAMS NOTES

- Jake Elliott connected on 2-of-2 FG attempts, including a 56-yard FG that cut the Eagles' deficit to 6-3 in the second quarter. The 56-yarder was the 2nd-longest of Elliott's career as well as the 4th-longest in franchise history, trailing his franchise-record 61-yard FG vs. N.Y. Giants in 2017, Tony Franklin's 59-yard FG at Dallas in 1979 and David Akers' 57-yard FG vs. New England in 2003.



TEAM STATISTICS

	DALLAS	PHILADELPHIA
First Downs	23	23
Net Yards Gained	410	421
Rushes/Yards	28/171	16/71
Net Yards Passing	239	350
Att/Comp/INT	36/26/0	44/32/1
Sacked/Yards Lost	4/31	2/10
Punts/Average	4/40.8	2/44.0
Fumbles/Lost	2/0	0/0
Penalties/Yards	5/37	0/0
Time of Possession	33:22	26:38
3rd-Down Efficiency	8/16	4/10
Turnover Ratio	+1	-1

SCORING RECAP

Team	Qtr.	Time	Play Description (Extra Point) (Drive Info)	Cowboys	Eagles
Cowboys	1	6:59	B.Maher 25 yd. FG (9-31, 3:46)	3	0
Cowboys	2	3:41	B.Maher 31 yd. FG (14-64, 8:09)	6	0
Eagles	2	1:33	J.Elliott 56 yd. FG (8-35, 2:08)	6	3
Cowboys	2	0:19	D.Prescott 1 yd. run (B.Maher kick) (8-75, 1:14)	13	3
Eagles	3	9:36	J.Elliott 26 yd. FG (8-47, 3:21)	13	6
Eagles	3	2:08	Z.Ertz 15 yd. pass from C.Wentz (J.Elliott kick) (10-68, 5:31)	13	13
Cowboys	4	11:42	E.Elliott 7 yd. pass from D.Prescott (B.Maher kick) (9-75, 5:26)	20	13
Eagles	4	7:27	Z.Ertz 1 yd. pass from C.Wentz (J.Elliott kick) (7-74, 4:15)	20	20
Cowboys	4	3:19	E.Elliott 1 yd. run (B.Maher kick) (8-75, 4:08)	27	20

EAGLES INDIVIDUAL STATISTICS

RUSHING: J.Adams 7-47, C.Clement 5-13, C.Wentz 2-7, W.Smallwood 2-4

RECEIVING: Z.Ertz 14-145-2TDs, N.Agholor 5-83, A.Jeffery 4-48, J.Matthews 3-40, W.Smallwood 3-30, G.Tate 2-19, C. Clement 1--5

PASSING: C.Wentz 32-44-360-2TDs-1

INTERCEPTIONS: NONE

SACKS: M.Bennett 2.0, B.Graham 1.5, C.Long 0.5

FIELD GOALS: J.Elliott (56G, 26G)

COWBOYS INDIVIDUAL STATISTICS

RUSHING: E.Elliott 19-151-1TD, D.Prescott 6-9-1TD, R.Smith 2-8, J.Heath 1-3

RECEIVING: A.Cooper 6-75, E.Elliott 6-36-1TD, C.Beasley 4-37, G.Swaim 3-13, A.Hurns 2-40, M.Gallup 2-34, D.Schultz 2-21, R.Smith 1-14

PASSING: D.Prescott 26-36-270-1TD-0

INTERCEPTIONS: L.Vander Esch 1-28

SACKS: T.Crawford 1.0, R.Gregory 1.0

FIELD GOALS: B.Maher (25G, 31G, 42WR)

PHILADELPHIA 7, NEW ORLEANS 48

SUNDAY, NOVEMBER 18, 2018 - MERCEDES-BENZ SUPERDOME

POST-GAME NOTES

- Rookie RB Josh Adams scored the first touchdown of his NFL career on a 28-yard run in the second quarter. The score marked the longest rushing TD by an Eagles rookie since Bryce Brown on 11/26/12 vs. Carolina (65 yards) and the longest by an Eagles undrafted rookie since Ted Wegert on 10/30/55 vs. Pittsburgh (29 yards)
- TE Zach Ertz recorded two receptions, tying him with former Eagles TE Brent Celek for the fourth-most receptions in franchise history. Ertz needs 29 catches to surpass Brian Westbrook for third place all-time. Ertz currently trails only Harold Carmichael (589, 1971-83), Pete Retzlaff (452, 1956-66) and Westbrook (426, 2002-09)
- Ertz is one reception shy from tying his single-season career high of 78 catches set in 2016. He is also four receptions shy of tying Keith Jackson (81, 1988) for the most receptions by a TE in Eagles single-season history
- With two more receptions, Ertz will become just the fourth TE in NFL history with 400+ receptions in their first six NFL seasons, joining Jimmy Graham (434, 2010-15), Jason Witten (429, 2003-08) and Antonio Gates (400, 2003-08). His 398 career receptions are the most ever by an Eagle in their first six NFL seasons
- RB Corey Clement logged a career-long 48 kickoff return and totaled a career high 114 yards on four kickoff returns (avg. 28.5 yards per return)

TEAM STATISTICS

	PHILADELPHIA	NEW ORLEANS
First Downs	13	28
Net Yards Gained	196	546
Rushes/Yards	12/58	37/173
Net Yards Passing	138	373
Att/Comp/INT	33/19/3	32/23/0
Sacked/Yards Lost	3/13	0/0
Punts/Average	4/39.8	2/49.5
Fumbles/Lost	0/0	0/0
Penalties/Yards	6/49	8/69
Time of Possession	22:26	37:34
3rd-Down Efficiency	3/10	6/11
Turnover Ratio	-3	+3

SCORING RECAP

Team	Qtr.	Time	Play Description (Extra Point) (Drive Info)	Eagles	Saints
Saints	1	9:10	W.Lutz 38 yd. Field Goal (8-57, 4:14)	0	3
Saints	1	3:12	A.Carr 3 yd. pass from D.Brees (W.Lutz kick) (11-86, 4:52)	0	10
Saints	2	12:07	M.Ingram 14 yd. run (W.Lutz kick) (10-84, 5:32)	0	17
Eagles	2	8:42	J.Adams 28 yd. run (J.Elliott kick) (6-75, 3:25)	7	17
Saints	2	0:39	T.Smith 15 yd. pass from D.Brees (W.Lutz kick) (7-84, 2:40)	7	24
Saints	3	11:20	M.Thomas 23 yd. pass from D.Brees (W.Lutz kick) (6-70, 3:40)	7	31
Saints	3	5:34	M.Ingram 1 yd. run (W.Lutz kick) (7-41, 4:22)	7	38
Saints	4	13:15	A.Kamara 37 yd. pass from D.Brees (W.Lutz kick) (7-87, 3:18)	7	45
Saints	4	6:46	W.Lutz 19 yd. Field Goal (8-33, 5:02)	7	48

EAGLES INDIVIDUAL STATISTICS

RUSHING: J.Adams 7-53-1TD, C.Clement 2-11, C.Wentz 1-6, W.Smallwood 1--4, G.Tate 1--8

RECEIVING: G.Tate 5-48, A.Jeffery 4-33, J.Matthews 3-37, J.Adams 3-19, Z.Ertz 2-15, C.Clement 2-4

PASSING: C.Wentz 19-33-156-0TDs-3

INTERCEPTIONS: NONE

SACKS: NONE

FIELD GOALS: NONE

SAINTS INDIVIDUAL STATISTICS

RUSHING: M.Ingram 16-103-2TDs, A.Kamara 13-71, T.Hill 3-4, Z.Line 1--1, T.Bridgewater 1--1, D.Washington 3--3

RECEIVING: T.Smith 10-157-1TD, M.Thomas 4-92-1TD, K.Kirkwood 3-33, J.Hill 2-26, D.Arnold 2-25, A.Kamara 1-37-1TD, A.Carr 1-3-1TD

PASSING: D.Brees 22-30-363-4TDs-0, T.Hill 1-2-10-0TDs-0

INTERCEPTIONS: C.Banjo 2-0, M.Lattimore 1-0

SACKS: A.Okafor 1.0, S.Rankins 1.0, C.Robertson 1.0

FIELD GOALS: W.Lutz (38G, 19G)

PHILADELPHIA 25, N.Y. GIANTS 22

SUNDAY, NOVEMBER 25, 2018 - LINCOLN FINANCIAL FIELD

POST-GAME NOTES

EAGLES DEFEAT GIANTS, OVERCOME 16-POINT DEFICIT

- Philadelphia overcame a 16-point deficit (trailed 19-3 in the second quarter) to capture a season sweep of New York. The last time the Eagles overcame a deficit of 16+ points to win a game was on 9/7/14 vs. Jacksonville (17 points).
- Philadelphia has won 5 consecutive games vs. New York, as well as 9 of the last 10 (.900) and 17 of the last 21 (.810) dating back to the 2008 season. Additionally, the Eagles evened the all-time series against the Giants at 86-86-2.

ELLIOTT CONNECTS ON 5TH-CAREER GAME-WINNING FIELD GOAL

- Jake Elliott nailed the game-winning FG from 43 yards out to give the Eagles a 25-22 advantage with 22 seconds remaining. The 43-yard FG marked the 5th game-winning FG of Elliott's career and first since a 37-yard FG gave the Eagles a 12-10 lead in the third quarter of the 15-10 victory vs. Atlanta during the 2017 playoffs. It was Elliott's 2nd career game-winning FG against the Giants, with the first instance featuring his franchise-record 61-yard FG on 9/24/17 in a 27-24 victory.

WENTZ LEADS 4TH-CAREER FOURTH-QUARTER COMEBACK

- Carson Wentz completed 20-of-28 (71.4%) attempts for 236 yards, 1 TD, 0 INT and a 108.6 passer rating while engineering his 4th career fourth-quarter comeback.

ERTZ REACHES CAREER AND ALL-TIME EAGLES MILESTONES

- Zach Ertz became just the fourth TE in NFL history to record 400+ receptions in their first six NFL seasons (now 405), joining Jimmy Graham (434, 2010-15), Jason Witten (429, 2003-08) and Antonio Gates (400, 2003-08).
- With 7 catches against the Giants, Ertz now has a career-high 84 receptions (previously 78 in 2016), breaking Keith Jackson's record (81 in 1988) for the most catches by a TE in Eagles single-season history. He is now only 6 receptions shy of the club's all-time record set by Brian Westbrook in 2007 (90).

DEFENSE STANDS STRONG IN SECOND HALF

- Philadelphia's defense on New York's final 5 possessions: INT (Malcolm Jenkins at the end of the second quarter), punt, punt, punt, FG, end of game. The Eagles held the Giants to just 56 yards (only 16 rushing yards) and 3 first downs in the 2nd half.

TEAM STATISTICS

	N.Y. GIANTS	PHILADELPHIA
First Downs	18	19
Net Yards Gained	402	341
Rushes/Yards	18/126	29/127
Net Yards Passing	276	214
Att/Comp/INT	37/26/1	28/20/0
Sacked/Yards Lost	2/21	3/22
Punts/Average	3/44.3	4/50.3
Fumbles/Lost	1/0	0/0
Penalties/Yards	11/91	7/46
Time of Possession	27:22	32:38
3rd-Down Efficiency	5/12	3/11
Turnover Ratio	-1	+1

SCORING RECAP

Team	Qtr.	Time	Play Description (Extra Point) (Drive Info)	Giants	Eagles
Giants	1	10:38	S.Barkley 13 yd. pass from E.Manning (pass failed) (9-75, 4:22)	6	0
Giants	1	3:13	A.Rosas 25 yd. FG (10-87, 5:04)	9	0
Giants	2	9:34	A.Rosas 51 yd. FG (10-54, 5:26)	12	0
Eagles	2	5:19	J.Elliott 42 yd. FG (7-46, 4:15)	12	3
Giants	2	4:06	S.Barkley 51 yd. run (A.Rosas kick) (3-75, 1:13)	19	3
Eagles	2	1:04	Z.Ertz 15 yd. pass from C.Wentz (C.Clement run) (6-75, 3:02)	19	11
Eagles	3	6:49	J.Elliott 28 yd. FG (8-37, 3:18)	19	14
Eagles	4	10:11	J.Adams 1 yd. run (J.Adams run) (7-61, 3:54)	19	22
Giants	4	5:49	A.Rosas 29 yd. FG (8-56, 4:22)	22	22
Eagles	4	0:22	J.Elliott 43 yd. FG (10-50, 5:27)	22	25

EAGLES INDIVIDUAL STATISTICS

RUSHING: J.Adams 22-84-1TD, C.Clement 5-45, C.Wentz 2--2

RECEIVING: Z.Ertz 7-91-1TD, G.Tate 4-30, A.Jeffery 3-39, D. Goedert 3-33, C.Clement 2-31, N.Agholor 1-12

PASSING: C.Wentz 2o-28-236-1TD-0

INTERCEPTIONS: M.Jenkins 1-25

SACKS: M.Bennett 1.0, C.Long 1.0

FIELD GOALS: J.Elliott (42G, 28G, 43G)

GIANTS INDIVIDUAL STATISTICS

RUSHING: S.Barkley 13-101-1TD, W.Gallman 5-25

RECEIVING: S.Barkley 7-41-1TD, O.Beckham 5-85, R.Ellison 4-77, S.Shepard 4-37, B.Fowler 2-23, W.Gallman 2--2, R.Shepard 1-29, E.Penny 1-7

PASSING: E.Manning 26-37-297-1TD-1

INTERCEPTIONS: NONE

SACKS: T.Davis 1.0, M.Edwards 1.0, A.Ogletree 1.0

FIELD GOALS: A.Rosas (25G, 51G, 29G)

PHILADELPHIA 28, WASHINGTON 13

MONDAY, DECEMBER 3, 2018 - LINCOLN FINANCIAL FIELD

POST-GAME NOTES

ERTZ SETS EAGLES SINGLE-SEASON RECORD FOR RECEPTIONS

- Zach Ertz established a new single-season franchise record for receptions (currently 93), surpassing the previous mark of 90 set by Brian Westbrook in 2007.
- Ertz's 93 receptions are tied for the 13th-most by a TE in NFL history. He is only 7 receptions shy of becoming just the fourth TE in NFL history to reach 100 in a season, joining Jason Witten in 2012 (110), Tony Gonzalez in 2004 (102) and Dallas Clark in 2009 (100).
- Ertz now has 978 receiving yards, which are the 2nd-most by a TE in single-season team history, trailing only Pete Retzlaff in 1965 (1,190).

WENTZ THROWS FOR 300+ YARDS AND 2 TOUCHDOWNS

- Carson Wentz registered his 13th career game with 300+ passing yards, which are the 2nd-most such performances in Eagles history, behind Donovan McNabb (27, 1999-2009).
- Wentz surpassed Sonny Jurgensen (9,639, 1957-63) for the 7th-most passing yards in franchise history (currently 9,924). He is only 60 passing yards shy of tying Michael Vick (9,984, 2009-13) for 6th on the Eagles' all-time list (76 passing yards shy of 10,000).

SINGLE-GAME TEAM SUPERLATIVES

- Philadelphia's 436 total net yards marked the 4th-highest regular-season total under head coach Doug Pederson, trailing only outputs of 455 (12/10/17 at L.A. Rams), 454 (10/1/17 at L.A. Chargers) and 443 (11/6/16 at N.Y. Giants).
- Philadelphia's 28 first downs were the 2nd-most ever in the Doug Pederson Era, trailing only 12/10/17 at L.A. Rams (29).

EAGLES ON *MONDAY NIGHT FOOTBALL*

- Philadelphia improved to 4-1 on Monday Night Football under head coach Doug Pederson, which marks the 3rd-highest Monday Night Football winning percentage (.800) in the NFL since 2016, trailing only Atlanta (4-0) and Pittsburgh (4-0).
- The Eagles are 7-3 (.700) all-time against the Redskins on Monday Night Football, winning each of their last 5 such games dating back to 2009, including 2 in a row at Lincoln Financial Field (also W, 34-24 on 10/23/17).

TEAM STATISTICS

	WASHINGTON	PHILADELPHIA
First Downs	10	28
Net Yards Gained	235	436
Rushes/Yards	14/104	33/130
Net Yards Passing	131	306
Att/Comp/INT	25/17/1	39/27/1
Sacked/Yards Lost	3/19	0/0
Punts/Average	6/48.3	2/46.5
Fumbles/Lost	2/0	3/0
Penalties/Yards	10/69	5/38
Time of Possession	20:41	39:19
3rd-Down Efficiency	2/10	7/13
Turnover Ratio	EVEN	EVEN

SCORING RECAP

Team	Qtr.	Time	Play Description (Extra Point) (Drive Info)	Redskins	Eagles
Eagles	1	7:31	G.Tate 6 yd. pass from C.Wentz (J.Elliott kick) (12-75, 7:29)	0	7
Redskins	2	13:46	D.Hopkins 44 yd. Field Goal (8-45, 4:58)	3	7
Redskins	2	9:23	A.Peterson 90 yd. run (D.Hopkins kick) (1-90, 0:13)	10	7
Eagles	2	1:46	D.Sproles 14 yd. run (J.Elliott kick) (3-40, 0:35)	10	14
Redskins	2	0:15	D.Hopkins 47 yd. Field Goal (9-46, 1:31)	13	14
Eagles	4	14:10	J.Matthews 4 yd. pass from C.Wentz (C.Wentz to G.Tate) (11-85, 5:41)	13	22
Eagles	4	11:41	J.Elliott 46 yd. Field Goal (4-7, 0:56)	13	25
Eagles	4	4:48	J.Elliott 44 yd. Field Goal (10-47, 5:14)	13	28

EAGLES INDIVIDUAL STATISTICS

RUSHING: J.Adams 20-85, C.Clement 5-27, D.Sproles 4-22-1TD, C.Wentz 4--4

RECEIVING: Z.Ertz 9-83, G.Tate 7-85-1TD, N.Agholor 4-56, C. Clement 3-47, A.Jeffery 3-31, J.Matthews 1-4-1TD

PASSING: C.Wentz 27-39-306-2TDs-1

INTERCEPTIONS: N.Gerry 1-8

SACKS: F.Cox 1.0, B.Graham 1.0, M.Jenkins 1.0

FIELD GOALS: J.Elliott (46G, 44G)

REDSKINS INDIVIDUAL STATISTICS

RUSHING: A.Peterson 9-98-1TD, M.Sanchez 1-8, C.Thompson 3-3, J.Crowder 1--5

RECEIVING: J.Crowder 4-36, J.Reed 4-21, J.Doctson 3-51, C.Thompson 3-18, V.Davis 2-15, M.Floyd 1-9

PASSING: M.Sanchez 13-21-100-0TDs-1, C.McCoy 4-4-50-0TDs-0

INTERCEPTIONS: J.Norman 1-40

SACKS: NONE

FIELD GOALS: D.Hopkins (44G, 47G)

2018 UNOFFICIAL DEPTH CHART

Compiled by the Eagles public relations staff

OFFENSE						
WR	17	Alshon Jeffery	18	Shelton Gibson		
LT	71	Jason Peters	72	Halapoulivaati Vaitai	68	Jordan Mailata
LG	73	Isaac Seumalo	61	Stefen Wisniewski		
C	62	Jason Kelce	61	Stefen Wisniewski		
RG	79	Brandon Brooks	67	Chance Warmack	69	Matt Pryor
RT	65	Lane Johnson	72	Halapoulivaati Vaitai		
TE	86	Zach Ertz	88	Dallas Goedert	82	Richard Rodgers
WR	13	Nelson Agholor				
WR	19	Golden Tate	80	Jordan Matthews		
RB	33	Josh Adams	43	Darren Sproles	30	Corey Clement
					28	Wendell Smallwood
QB	11	Carson Wentz	9	Nick Foles	7	Nate Sudfeld
DEFENSE						
DE	77	Michael Bennett	75	Josh Sweat		
DT	93	Tim Jernigan	94	Haloti Ngata		
DT	91	Fletcher Cox	90	Treyvon Hester		
DE	55	Brandon Graham	56	Chris Long		
OLB	54	Kamu Grugier-Hill	50	LaRoy Reynolds		
MLB	58	Jordan Hicks	47	Nathan Gerry		
OLB	53	Nigel Bradham	47	Nathan Gerry	57	D.J. Alexander
CB	31	Jalen Mills	22	Sidney Jones	34	Cre'Von LeBlanc
CB	32	Rasul Douglas	39	Chandon Sullivan	41	De'Vante Bausby
S	29	Avonte Maddox	24	Corey Graham	37	Tre Sullivan
S	27	Malcolm Jenkins	36	Deiondre' Hall		
SPECIAL TEAMS						
P	1	Cameron Johnston				
K	4	Jake Elliott				
H	1	Cameron Johnston				
LS	45	Rick Lovato				
PR	43	Darren Sproles	19	Golden Tate	30	Corey Clement
KR	30	Corey Clement	18	Shelton Gibson	28	Wendell Smallwood

PRONUNICIATION GUIDE

Nelson Agholor	AGG-uh-lore	Alshon Jeffery	AL-shon jeff-ree	Isaac Seumalo	say-uh-MAH-low
De'Vante Bausby	duh-VON-tay BOZ-bee	Jason Kelce	KELL-see	Wendell Smallwood	when-DELL
Corey Clement	CLEM-int	Cre'Von LeBlanc	CRAY-von leh-BLAHNK	Chandon Sullivan	CHAN-din
Rasul Douglas	RAH-sool	Rick Lovato	luh-VAH-toe	Halapoulivaati Vaitai	hal-lah-POO-lee VAH-tee VIE-tie
Nathan Gerry	GARY	Avonte Maddox	uh-VON-tay	Stefen Wisniewski	STEFF-in wiz-NEW-ski
Dallas Goedert	GOD-ert	Jordan Mailata	my-LOT-uh		
Kamu Grugier-Hill	KAH-moo GREW-jay	Haloti Ngata	ha-LOW-tee NAH-tah		

ALPHABETICAL ROSTER

NO	NAME	POS	HT	WT	DOB	AGE	EXP	COLLEGE	HOMETOWN	HOW ACQ
33	Adams, Josh	RB	6-2	225	10/29/96	22	R	Notre Dame	Warrington, PA	UDFA-18
13	Agholor, Nelson	WR	6-0	198	5/24/93	25	4	USC	Tampa, FL	D1-15
57	Alexander, D.J.	LB	6-2	233	9/30/91	27	4	Oregon State	Palm Desert, CA	W-Sea-18
41	Bausby, De'Vante	CB	6-2	190	1/15/93	25	2	Pittsburg State	Kansas City, MO	FA-17
77	Bennett, Michael	DE	6-4	274	11/13/85	33	10	Texas A&M	Alief, TX	T-Sea-18
53	Bradham, Nigel	LB	6-2	241	9/4/89	29	7	Florida State	Crawfordville, FL	FA-Buf-16
79	Brooks, Brandon	G	6-5	335	8/19/89	29	7	Miami (OH)	Milwaukee, WI	FA-Hou-16
30	Clement, Corey	RB	5-10	220	11/2/94	24	2	Wisconsin	Glassboro, NJ	UDFA-17
91	Cox, Fletcher	DT	6-4	310	12/13/90	27	7	Mississippi State	Yazoo City, MS	D1-12
32	Douglas, Rasul	CB	6-2	209	8/29/95	23	2	West Virginia	East Orange, NJ	D3-17
4	Elliott, Jake	K	5-9	167	1/21/95	23	2	Memphis	La Grange, IL	PS-Cin-17
86	Ertz, Zach	TE	6-5	250	11/10/90	28	6	Stanford	Danville, CA	D2-13
9	Foles, Nick	QB	6-6	243	1/20/89	29	7	Arizona	Austin, TX	FA-KC-17
47	Gerry, Nathan	LB	6-2	230	2/23/95	23	2	Nebraska	Sioux Falls, SD	D5b-17
18	Gibson, Shelton	WR	5-11	191	3/20/95	23	2	West Virginia	Cleveland, OH	D5a-17
88	Goedert, Dallas	TE	6-5	256	1/3/95	23	R	South Dakota State	Britton, SD	D2-18
55	Graham, Brandon	DE	6-2	265	4/3/88	30	9	Michigan	Detroit, MI	D1-10
24	Graham, Corey	S	6-0	196	7/25/85	33	12	New Hampshire	Buffalo, NY	FA-17
54	Grugier-Hill, Kamu	LB	6-2	230	5/16/94	24	3	Eastern Illinois	Honolulu, HI	W-NE-16
36	Hall, Deiondre'	S	6-2	206	5/31/94	24	3	Northern Iowa	Blue Springs, MO	T-Chi-18
90	Hester, Treyvon	DT	6-2	304	9/21/92	26	2	Toledo	Penn Hills, PA	FA-18
58	Hicks, Jordan	LB	6-1	236	6/27/92	26	4	Texas	Cincinnati, OH	D3-15
17	Jeffery, Alshon	WR	6-3	218	2/14/90	28	7	South Carolina	St. Matthews, SC	FA-Chi-17
27	Jenkins, Malcolm	S	6-0	204	12/20/87	30	10	Ohio State	Piscataway, NJ	FA-NO-14
93	Jernigan, Tim	DT	6-2	295	9/24/92	26	5	Florida State	Lake City, FL	T-Bal-17
65	Johnson, Lane	T	6-6	317	5/8/90	28	6	Oklahoma	Groveton, TX	D1-13
1	Johnston, Cameron	P	5-11	194	2/24/92	26	1	Ohio State	Geelong, Australia	FA-18
22	Jones, Sidney	CB	6-0	181	5/21/96	22	1	Washington	Diamond Bar, CA	D2-17
62	Kelce, Jason	C	6-3	295	11/5/87	31	8	Cincinnati	Cleveland, OH	D6a-11
34	LeBlanc, Cre'Von	CB	5-10	190	7/25/94	24	3	Florida Atlantic	Belle Glade, FL	W-Det-18
56	Long, Chris	DE	6-3	270	3/28/85	33	11	Virginia	Charlottesville, VA	FA-NE-17
45	Lovato, Rick	LS	6-2	249	9/9/92	26	2	Old Dominion	Middletown, NJ	FA-16
29	Maddox, Avonte	CB	5-9	184	3/31/96	22	R	Pittsburgh	Detroit, MI	D4a-18
68	Mailata, Jordan	T	6-8	346	3/31/97	21	R	---	Sydney, Australia	D7-18
80	Matthews, Jordan	WR	6-3	215	7/16/92	26	5	Vanderbilt	Madison, AL	FA-18
31	Mills, Jalen	CB	6-0	191	4/6/94	24	3	LSU	DeSoto, TX	D7a-16
94	Ngata, Haloti	DT	6-4	340	1/21/84	34	13	Oregon	Salt Lake City, UT	FA-Det-18
71	Peters, Jason	T	6-4	328	1/22/82	36	15	Arkansas	Queen City, TX	T-Buf-09
69	Pryor, Matt	G/T	6-7	332	12/16/94	23	R	TCU	Lakewood, CA	D6-18
50	Reynolds, LaRoy	LB	6-1	240	11/3/90	28	6	Virginia	Norfolk, VA	FA-Atl-18
82	Rodgers, Richard	TE	6-4	257	1/22/92	26	5	California	Shrewsbury, MA	FA-GB-18
73	Seumalo, Isaac	OL	6-4	303	10/29/93	25	3	Oregon State	Corvallis, OR	D3-16
28	Smallwood, Wendell	RB	5-10	208	1/20/94	24	3	West Virginia	Elkton, MD	D5a-16
43	Sproles, Darren	RB	5-6	190	6/20/83	35	14	Kansas State	Olathe, KS	T-NO-14
7	Sudfeld, Nate	QB	6-6	227	10/7/93	25	3	Indiana	Modesto, CA	FA-17
39	Sullivan, Chandon	CB	5-11	195	8/7/96	22	R	Georgia State	Winder, GA	UDFA-18
37	Sullivan, Tre	S	6-0	200	11/1/93	25	1	Shepherd	Brandywine, MD	UDFA-17
75	Sweat, Josh	DE	6-5	251	3/29/97	21	R	Florida State	Chesapeake, VA	D4b-18
19	Tate, Golden	WR	5-10	197	8/2/88	30	9	Notre Dame	Hendersonville, TN	T-Det-18
72	Vaitai, Halapoulivaati	T	6-6	320	6/16/93	25	3	TCU	Haltom, TX	D5b-16
67	Warmack, Chance	G	6-2	323	9/14/91	27	6	Alabama	Atlanta, GA	FA-Ten-17
11	Wentz, Carson	QB	6-5	237	12/30/92	25	3	North Dakota State	Bismarck, ND	D1-16
61	Wisniewski, Stefen	G/C	6-3	305	3/22/89	29	8	Penn State	Pittsburgh, PA	FA-Jax-16
	PRACTICE SQUAD									
59	Bello, B.J.	LB	6-3	229	10/31/94	24	2	Illinois State	New Lenox, IL	FA-18
52	Brown, Asantay	LB	6-0	215	2/3/95	23	R	Western Michigan	Muskegon, MI	UDFA-18
63	Fabiano, Anthony	C	6-4	303	7/13/93	25	1	Harvard	Medford, MA	FA-18
98	Hector, Bruce	DT	6-2	296	10/7/94	24	R	South Florida	Tampa, FL	UDFA-18
38	McKinnon, Jeremiah	CB	5-11	192	6/29/93	25	1	Florida International	Miami, FL	FA-18
89	Miller, Braxton	WR	6-2	215	11/30/92	26	3	Ohio State	Huber Heights, OH	FA-18
84	Miller, Dorren	WR	6-0	196	8/3/94	24	R	Carson-Newman	Lilburn, GA	FA-18
95	Ostman, Joe	DE	6-3	259	7/12/95	23	R	Central Michigan	St. Ignace, MI	UDFA-18
35	Pumphrey, Donnel	RB	5-9	176	12/6/94	24	2	San Diego State	Las Vegas, NV	FA-18
85	Tye, Will	TE	6-2	260	11/4/91	27	3	Stony Brook	Salisbury, CT	FA-18
	RESERVE/PHYSICALLY UNABLE TO PERFORM									
42	Maragos, Chris	S	5-10	200	1/6/87	31	9	Wisconsin	Racine, WI	FA-Sea-14
	INJURED RESERVE									
26	Ajayi, Jay	RB	6-0	223	6/15/93	25	4	Boise State	Frisco, TX	T-Mia-17
96	Barnett, Derek	DE	6-3	259	6/25/96	22	2	Tennessee	Brentwood, TN	D1-17
-	Bouka, Elie	CB	6-1	205	8/15/92	26	2	Calgary	Laval, QC, Canada	FA-18
21	Darby, Ronald	CB	5-11	193	1/2/94	24	4	Florida State	Oxon Hill, MD	T-Buf-17
10	Hollins, Mack	WR	6-4	221	9/16/93	25	2	North Carolina	Rockville, MD	D4a-17
23	McLeod, Rodney	S	5-10	195	6/23/90	28	7	Virginia	Hyattsville, MD	FA-LAR-16
83	Perkins, Joshua	TE	6-3	223	8/5/93	25	2	Washington	Cerritos, CA	FA-18
14	Wallace, Mike	WR	6-0	200	8/1/86	32	10	Mississippi	New Orleans, LA	FA-Bal-18
-	Worrilow, Paul	LB	6-0	230	5/1/90	28	6	Delaware	Wilmington, DE	FA-Det-18

NUMERICAL ROSTER

NO	NAME	POS	HT	WT	DOB	AGE	EXP	COLLEGE	HOMETOWN	HOW ACQ
1	Cameron Johnston	P	5-11	194	2/24/92	26	1	Ohio State	Geelong, Australia	FA-18
4	Jake Elliott	K	5-9	167	1/21/95	23	2	Memphis	La Grange, IL	PS-Cin-17
7	Nate Sudfeld	QB	6-6	227	10/7/93	25	3	Indiana	Modesto, CA	FA-17
9	Nick Foles	QB	6-6	243	1/20/89	29	7	Arizona	Austin, TX	FA-KC-17
11	Carson Wentz	QB	6-5	237	12/30/92	25	3	North Dakota State	Bismarck, ND	D1-16
13	Nelson Agholor	WR	6-0	198	5/24/93	25	4	USC	Tampa, FL	D1-15
17	Alshon Jeffery	WR	6-3	218	2/14/90	28	7	South Carolina	St. Matthews, SC	FA-Chi-17
18	Shelton Gibson	WR	5-11	191	3/20/95	23	2	West Virginia	Cleveland, OH	D5a-17
19	Golden Tate	WR	5-10	197	8/2/88	30	9	Notre Dame	Hendersonville, TN	T-Det-18
22	Sidney Jones	CB	6-0	181	5/21/96	22	1	Washington	Diamond Bar, CA	D2-17
24	Corey Graham	S	6-0	196	7/25/85	33	12	New Hampshire	Buffalo, NY	FA-17
27	Malcolm Jenkins	S	6-0	204	12/20/87	30	10	Ohio State	Piscataway, NJ	FA-NO-14
28	Wendell Smallwood	RB	5-10	208	1/20/94	24	3	West Virginia	Elkton, MD	D5a-16
29	Avonte Maddox	CB	5-9	184	3/31/96	22	R	Pittsburgh	Detroit, MI	D4a-18
30	Corey Clement	RB	5-10	220	11/2/94	24	2	Wisconsin	Glassboro, NJ	UDFA-17
31	Jalen Mills	CB	6-0	191	4/6/94	24	3	LSU	DeSoto, TX	D7a-16
32	Rasul Douglas	CB	6-2	209	8/29/95	23	2	West Virginia	East Orange, NJ	D3-17
33	Josh Adams	RB	6-2	225	10/29/96	22	R	Notre Dame	Warrington, PA	UDFA-18
34	Cre'Von LeBlanc	CB	5-10	190	7/25/94	24	3	Florida Atlantic	Belle Glade, FL	W-Det-18
36	Deiondre' Hall	S	6-2	206	5/31/94	24	3	Northern Iowa	Blue Springs, MO	T-Chi-18
37	Tre Sullivan	S	6-0	200	11/1/93	25	1	Shepherd	Brandywine, MD	UDFA-17
39	Chandon Sullivan	CB	5-11	195	8/7/96	22	R	Georgia State	Winder, GA	UDFA-18
41	De'Vante Bausby	CB	6-2	190	1/15/93	25	2	Pittsburg State	Kansas City, MO	FA-17
43	Darren Sproles	RB	5-6	190	6/20/83	35	14	Kansas State	Olathe, KS	T-NO-14
45	Rick Lovato	LS	6-2	249	9/9/92	26	2	Old Dominion	Middletown, NJ	FA-16
47	Nathan Gerry	LB	6-2	230	2/23/95	23	2	Nebraska	Sioux Falls, SD	D5b-17
50	LaRoy Reynolds	LB	6-1	240	11/3/90	28	6	Virginia	Norfolk, VA	FA-Atl-18
53	Nigel Bradham	LB	6-2	241	9/4/89	29	7	Florida State	Crawfordville, FL	FA-Buf-16
54	Kamu Grugier-Hill	LB	6-2	230	5/16/94	24	3	Eastern Illinois	Honolulu, HI	W-NE-16
55	Brandon Graham	DE	6-2	265	4/3/88	30	9	Michigan	Detroit, MI	D1-10
56	Chris Long	DE	6-3	270	3/28/85	33	11	Virginia	Charlottesville, VA	FA-NE-17
57	D.J. Alexander	LB	6-2	233	9/30/91	27	4	Oregon State	Palm Desert, CA	W-Sea-18
58	Jordan Hicks	LB	6-1	236	6/27/92	26	4	Texas	Cincinnati, OH	D3-15
61	Stefen Wisniewski	G/C	6-3	305	3/22/89	29	8	Penn State	Pittsburgh, PA	FA-Jax-16
62	Jason Kelce	C	6-3	295	11/5/87	31	8	Cincinnati	Cleveland, OH	D6a-11
65	Lane Johnson	T	6-6	317	5/8/90	28	6	Oklahoma	Groveton, TX	D1-13
67	Chance Warmack	G	6-2	323	9/14/91	27	6	Alabama	Atlanta, GA	FA-Ten-17
68	Jordan Mailata	T	6-8	346	3/31/97	21	R	---	Sydney, Australia	D7-18
69	Matt Pryor	G/T	6-7	332	12/16/94	23	R	TCU	Lakewood, CA	D6-18
71	Jason Peters	T	6-4	328	1/22/82	36	15	Arkansas	Queen City, TX	T-Buf-09
72	Halapoulivaati Vaitai	T	6-6	320	6/16/93	25	3	TCU	Haltom, TX	D5b-16
73	Isaac Seumalo	OL	6-4	303	10/29/93	25	3	Oregon State	Corvallis, OR	D3-16
75	Josh Sweat	DE	6-5	251	3/29/97	21	R	Florida State	Chesapeake, VA	D4b-18
77	Michael Bennett	DE	6-4	274	11/13/85	33	10	Texas A&M	Alief, TX	T-Sea-18
79	Brandon Brooks	G	6-5	335	8/19/89	29	7	Miami (OH)	Milwaukee, WI	FA-Hou-16
80	Jordan Matthews	WR	6-3	215	7/16/92	26	5	Vanderbilt	Madison, AL	FA-18
82	Richard Rodgers	TE	6-4	257	1/22/92	26	5	California	Shrewsbury, MA	FA-GB-18
86	Zach Ertz	TE	6-5	250	11/10/90	28	6	Stanford	Danville, CA	D2-13
88	Dallas Goedert	TE	6-5	256	1/3/95	23	R	South Dakota State	Britton, SD	D2-18
90	Treyvon Hester	DT	6-2	304	9/21/92	26	2	Toledo	Penn Hills, PA	FA-18
91	Fletcher Cox	DT	6-4	310	12/13/90	27	7	Mississippi State	Yazoo City, MS	D1-12
93	Tim Jernigan	DT	6-2	295	9/24/92	26	5	Florida State	Lake City, FL	T-Bal-17
94	Haloti Ngata	DT	6-4	340	1/21/84	34	13	Oregon	Salt Lake City, UT	FA-Det-18
PRACTICE SQUAD										
35	Donnel Pumphrey	RB	5-9	176	12/6/94	24	2	San Diego State	Las Vegas, NV	FA-18
38	Jeremiah McKinnon	CB	5-11	192	6/29/93	25	1	Florida International	Miami, FL	FA-18
52	Asantay Brown	LB	6-0	215	2/3/95	23	R	Western Michigan	Muskegon, MI	UDFA-18
59	B.J. Bello	LB	6-3	229	10/31/94	24	2	Illinois State	New Lenox, IL	FA-18
63	Anthony Fabiano	C	6-4	303	7/13/93	25	1	Harvard	Medford, MA	FA-18
84	Dorren Miller	WR	6-0	196	8/3/94	24	R	Carson-Newman	Lilburn, GA	FA-18
85	Will Tye	TE	6-2	260	11/4/91	27	3	Stony Brook	Salisbury, CT	FA-18
89	Braxton Miller	WR	6-2	215	11/30/92	26	3	Ohio State	Huber Heights, OH	FA-18
95	Joe Ostman	DE	6-3	259	7/12/95	23	R	Central Michigan	St. Ignace, MI	UDFA-18
98	Bruce Hector	DT	6-2	296	10/7/94	24	R	South Florida	Tampa, FL	UDFA-18
RESERVE/PHYSICALLY UNABLE TO PERFORM										
42	Chris Maragos	S	5-10	200	1/6/87	31	9	Wisconsin	Racine, WI	FA-Sea-14
INJURED RESERVE										
10	Mack Hollins	WR	6-4	221	9/16/93	25	2	North Carolina	Rockville, MD	D4a-17
14	Mike Wallace	WR	6-0	200	8/1/86	32	10	Mississippi	New Orleans, LA	FA-Bal-18
21	Ronald Darby	CB	5-11	193	1/2/94	24	4	Florida State	Oxon Hill, MD	T-Buf-17
23	Rodney McLeod	S	5-10	195	6/23/90	28	7	Virginia	Hyattsville, MD	FA-LAR-16
26	Jay Ajayi	RB	6-0	223	6/15/93	25	4	Boise State	Frisco, TX	T-Mia-17
83	Joshua Perkins	TE	6-3	223	8/5/93	25	2	Washington	Cerritos, CA	FA-18
96	Derek Barnett	DE	6-3	259	6/25/96	22	2	Tennessee	Brentwood, TN	D1-17
-	Elie Bouka	CB	6-1	205	8/15/92	26	2	Calgary	Laval, QC, Canada	FA-18
-	Paul Worrilow	LB	6-0	230	5/1/90	28	6	Delaware	Wilmington, DE	FA-Det-18

POSITIONAL ROSTER

	NO	NAME	POS	HT	WT	DOB	AGE	EXP	COLLEGE	HOMETOWN	HOW ACQ
QB	7	Nate Sudfeld	QB	6-6	227	10/7/93	25	3	Indiana	Modesto, CA	FA-17
	9	Nick Foles	QB	6-6	243	1/20/89	29	7	Arizona	Austin, TX	FA-KC-17
	11	Carson Wentz	QB	6-5	237	12/30/92	25	3	North Dakota State	Bismarck, ND	D1-16
RB	28	Wendell Smallwood	RB	5-10	208	1/20/94	24	3	West Virginia	Elkton, MD	D5a-16
	30	Corey Clement	RB	5-10	220	11/2/94	24	2	Wisconsin	Glassboro, NJ	UDFA-17
	33	Josh Adams	RB	6-2	225	10/29/96	22	R	Notre Dame	Warrington, PA	UDFA-18
	43	Darren Sproles	RB	5-6	190	6/20/83	35	14	Kansas State	Olathe, KS	T-NO-14
WR	13	Nelson Agholor	WR	6-0	198	5/24/93	25	4	USC	Tampa, FL	D1-15
	17	Alshon Jeffery	WR	6-3	218	2/14/90	28	7	South Carolina	St. Matthews, SC	FA-Chi-17
	18	Shelton Gibson	WR	5-11	191	3/20/95	23	2	West Virginia	Cleveland, OH	D5a-17
	19	Golden Tate	WR	5-10	197	8/2/88	30	9	Notre Dame	Notre Dame	T-Det-18
	80	Jordan Matthews	WR	6-3	215	7/16/92	26	5	Vanderbilt	Madison, AL	FA-18
TE	82	Richard Rodgers	TE	6-4	257	1/22/92	26	5	California	Shrewsbury, MA	FA-GB-18
	86	Zach Ertz	TE	6-5	250	11/10/90	28	6	Stanford	Danville, CA	D2-13
	88	Dallas Goedert	TE	6-5	256	1/3/95	23	R	South Dakota State	Britton, SD	D2-18
OFFENSIVE LINE	61	Stefen Wisniewski	G/C	6-3	305	3/22/89	29	8	Penn State	Pittsburgh, PA	FA-Jax-16
	62	Jason Kelce	C	6-3	295	11/5/87	31	8	Cincinnati	Cleveland, OH	D6a-11
	65	Lane Johnson	T	6-6	317	5/8/90	28	6	Oklahoma	Groveton, TX	D1-13
	67	Chance Warmack	G	6-2	323	9/14/91	27	6	Alabama	Atlanta, GA	FA-Ten-17
	68	Jordan Mailata	T	6-8	346	3/31/97	21	R	---	Sydney, Australia	D7-18
	69	Matt Pryor	G/T	6-7	332	12/16/94	23	R	TCU	Lakewood, CA	D6-18
	71	Jason Peters	T	6-4	328	1/22/82	36	15	Arkansas	Queen City, TX	T-Buf-09
	72	Halapoulivaati Vaitai	T	6-6	320	6/16/93	25	3	TCU	Haltom, TX	D5b-16
	73	Isaac Seumalo	OL	6-4	303	10/29/93	25	3	Oregon State	Corvallis, OR	D3-16
	79	Brandon Brooks	G	6-5	335	8/19/89	29	7	Miami (OH)	Milwaukee, WI	FA-Hou-16
DEFENSIVE LINE	55	Brandon Graham	DE	6-2	265	4/3/88	30	9	Michigan	Detroit, MI	D1-10
	56	Chris Long	DE	6-3	270	3/28/85	33	11	Virginia	Charlottesville, VA	FA-NE-17
	75	Josh Sweat	DE	6-5	251	3/29/97	21	R	Florida State	Chesapeake, VA	D4b-18
	77	Michael Bennett	DE	6-4	274	11/13/85	33	10	Texas A&M	Alief, TX	T-Sea-18
	90	Treyvon Hester	DT	6-2	304	9/21/92	26	2	Toledo	Penn Hills, PA	FA-18
	91	Fletcher Cox	DT	6-4	310	12/13/90	27	7	Mississippi State	Yazoo City, MS	D1-12
	93	Tim Jernigan	DT	6-2	295	9/24/92	26	5	Florida State	Lake City, FL	T-Bal-17
	94	Haloti Ngata	DT	6-4	340	1/21/84	34	13	Oregon	Salt Lake City, UT	FA-Det-18
LB	47	Nathan Gerry	LB	6-2	230	2/23/95	23	2	Nebraska	Sioux Falls, SD	D5b-17
	50	LaRoy Reynolds	LB	6-1	240	11/3/90	28	6	Virginia	Norfolk, VA	FA-Atl-18
	53	Nigel Bradham	LB	6-2	241	9/4/89	29	7	Florida State	Crawfordville, FL	FA-Buf-16
	54	Kamu Grugier-Hill	LB	6-2	230	5/16/94	24	3	Eastern Illinois	Honolulu, HI	W-NE-16
	57	D.J. Alexander	LB	6-2	233	9/30/91	27	4	Oregon State	Palm Desert, CA	W-Sea-18
	58	Jordan Hicks	LB	6-1	236	6/27/92	26	4	Texas	Cincinnati, OH	D3-15
DEFENSIVE BACKS	22	Sidney Jones	CB	6-0	181	5/21/96	22	1	Washington	Diamond Bar, CA	D2-17
	24	Corey Graham	S	6-0	196	7/25/85	33	12	New Hampshire	Buffalo, NY	FA-17
	27	Malcolm Jenkins	S	6-0	204	12/20/87	30	10	Ohio State	Piscataway, NJ	FA-NO-14
	29	Avonte Maddox	CB	5-9	184	3/31/96	22	R	Pittsburgh	Detroit, MI	D4a-18
	31	Jalen Mills	CB	6-0	191	4/6/94	24	3	LSU	DeSoto, TX	D7a-16
	32	Rasul Douglas	CB	6-2	209	8/29/95	23	2	West Virginia	East Orange, NJ	D3-17
	34	Cre'Von LeBlanc	CB	5-10	190	7/25/94	24	3	Florida Atlantic	Belle Glade, FL	W-Det-18
	36	Deiondre' Hall	S	6-2	206	5/31/94	24	3	Northern Iowa	Blue Springs, MO	T-Chi-18
	37	Tre Sullivan	S	6-0	200	11/1/93	25	1	Shepherd	Brandywine, MD	UDFA-17
	39	Chandon Sullivan	CB	5-11	195	8/7/96	22	R	Georgia State	Winder, GA	UDFA-18
	41	De'Vante Bausby	CB	6-2	190	1/15/93	25	2	Pittsburg State	Kansas City, MO	FA-17
ST	1	Cameron Johnston	P	5-11	194	2/24/92	26	1	Ohio State	Geelong, Australia	FA-18
	4	Jake Elliott	K	5-9	167	1/21/95	23	2	Memphis	La Grange, IL	PS-Cin-17
	45	Rick Lovato	LS	6-2	249	9/9/92	26	2	Old Dominion	Middletown, NJ	FA-16

ROSTER BREAKDOWN

HOW ACQUIRED

Year	Player	Acq
2009	Jason Peters	T-Buf
2010	Brandon Graham	D1
2011	Jason Kelce	D6a
2012	Fletcher Cox	D1
2013	Lane Johnson	D1
	Zach Ertz	D2
2014	Malcolm Jenkins	FA-NO
	Chris Maragos (PUP)	FA-Sea
	Darren Sproles	T-NO
2015	Nelson Agholor	D1
	Jordan Hicks	D3
2016	Carson Wentz	D1
	Isaac Seumalo	D3
	Wendell Smallwood	D5a
	Halapoulivaati Vaitai	D5b
	Jalen Mills	D7a
	Nigel Bradham	FA-Buf
	Brandon Brooks	FA-Hou
	Rodney McLeod (IR)	FA-LAR
	Stefen Wisniewski	FA-Jax
	Rick Lovato	FA
	Kamu Grugier-Hill	W-NE
2017	Derek Barnett (IR)	D1
	Sidney Jones	D2
	Rasul Douglas	D3
	Mack Hollins (IR)	D4a
	Shelton Gibson	D5a
	Nathan Gerry	D5b
	Nick Foles	FA-KC
	Alshon Jeffery	FA-Chi
	Chris Long	FA-NE
	Chance Warmack	FA-Ten
	De'Vante Bausby	FA
	Corey Graham	FA
	Nate Sudfeld	FA
	Corey Clement	UDFA
	Tre Sullivan	UDFA
	Jay Ajayi (IR)	T-Mia
	Ronald Darby (IR)	T-Buf
	Tim Jernigan	T-Bal
	Jake Elliott	PS-Cin
2018	Dallas Goedert	D2
	Avonte Maddox	D4a
	Josh Sweat	D4b
	Matt Pryor	D6
	Jordan Mailata	D7
	Haloti Ngata	FA-Det
	LaRoy Reynolds	FA-Atl
	Richard Rodgers	FA-GB
	Mike Wallace (IR)	FA-Bal
	Paul Worrilow (IR)	FA-Det
	Elie Bouka (IR)	FA
	Treyvon Hester	FA
	Cameron Johnston	FA
	Jordan Matthews	FA
	Joshua Perkins (IR)	FA
	Josh Adams	UDFA
	Chandon Sullivan	UDFA
	Michael Bennett	T-Sea
	Deiondre' Hall	T-Chi
	Golden Tate	T-Det
	D.J. Alexander	W-Sea
	Cre'Von LeBlanc	W-Det

BY DRAFT ROUND

Rd	Player	Team	Year
1st	Haloti Ngata	Bal	2006
	Chris Long	StL	2008
	Malcolm Jenkins	NO	2009
	Brandon Graham	Phi	2010
	Fletcher Cox	Phi	2012
	Lane Johnson	Phi	2013
	Chance Warmack	Ten	2013
	Nelson Agholor	Phi	2015
	Carson Wentz	Phi	2016
	Derek Barnett (IR)	Phi	2017
2nd	Golden Tate	Sea	2010
	Stefen Wisniewski	Oak	2011
	Alshon Jeffery	Chi	2012
	Zach Ertz	Phi	2013
	Tim Jernigan	Bal	2014
	Jordan Matthews	Phi	2014
	Ronald Darby (IR)	Buf	2015
	Sidney Jones	Phi	2017
	Dallas Goedert	Phi	2018
3rd	Mike Wallace (IR)	Pit	2009
	Brandon Brooks	Hou	2012
	Nick Foles	Phi	2012
	Richard Rodgers	GB	2014
	Jordan Hicks	Phi	2015
	Isaac Seumalo	Phi	2016
	Rasul Douglas	Phi	2017
4th	Darren Sproles	SD	2005
	Nigel Bradham	Buf	2012
	Deiondre' Hall	Chi	2016
	Mack Hollins (IR)	Phi	2017
	Avonte Maddox	Phi	2018
	Josh Sweat	Phi	2018
5th	Corey Graham	Chi	2007
	Jay Ajayi (IR)	Mia	2015
	D.J. Alexander	KC	2015
	Wendell Smallwood	Phi	2016
	Halapoulivaati Vaitai	Phi	2016
	Jake Elliott	Cin	2017
	Nathan Gerry	Phi	2017
	Shelton Gibson	Phi	2017
6th	Jason Kelce	Phi	2011
	Kamu Grugier-Hill	NE	2016
	Nate Sudfeld	Was	2016
	Matt Pryor	Phi	2018
7th	Jalen Mills	Phi	2016
	Treyvon Hester	Oak	2017
	Jordan Mailata	Phi	2018
FA	Jason Peters	Buf	2004
	Michael Bennett	Sea	2009
	Chris Maragos (PUP)	SF	2010
	Rodney McLeod (IR)	StL	2012
	LaRoy Reynolds	Jax	2013
	Paul Worrilow (IR)	Atl	2013
	De'Vante Bausby	KC	2015
	Rick Lovato	Chi	2015
	Elie Bouka (IR)	Ari	2016
	Cre'Von LeBlanc	NE	2016
	Joshua Perkins (IR)	Atl	2016
	Corey Clement	Phi	2017
	Cameron Johnston	Phi	2017
	Tre Sullivan	Phi	2017
	Josh Adams	Phi	2018
	Chandon Sullivan	Phi	2018

BY EXPERIENCE

Player	Exp	G/S	w/Phi
Jason Peters	15	188/178	123/123
Darren Sproles	14	173/29	51/10
Haloti Ngata	13	176/172	9/7
Corey Graham	12	180/70	23/6
Chris Long	11	158/103	28/1
Michael Bennett	10	137/96	12/6
Malcolm Jenkins	10	147/139	76/76
Mike Wallace (IR)	10	144/124	2/2
Brandon Graham	9	123/66	
Chris Maragos (PUP)	9	99/3	53/3
Golden Tate	9	133/98	4/1
Jason Kelce	8	106/106	
Stefen Wisniewski	8	119/97	42/21
Nigel Bradham	7	99/80	42/42
Brandon Brooks	7	92/86	42/42
Fletcher Cox	7	105/99	
Nick Foles	7	51/41	37/29
Alshon Jeffery	7	88/81	25/25
Rodney McLeod (IR)	7	97/81	33/33
Zach Ertz	6	87/52	
Lane Johnson	6	76/76	
LaRoy Reynolds	6	80/7	12/0
Chance Warmack	6	64/51	16/3
Paul Worrilow (IR)	6	72/52	0/0
Tim Jernigan	5	59/40	16/16
Jordan Matthews	5	66/46	56/39
Richard Rodgers	5	66/24	3/0
Nelson Agholor	4	56/48	
Jay Ajayi (IR)	4	42/23	11/4
D.J. Alexander	4	54/1	10/0
Ronald Darby (IR)	4	46/45	17/16
Jordan Hicks	4	41/38	
Kamu Grugier-Hill	3	40/7	
Deiondre' Hall	3	19/0	9/0
Cre'Von LeBlanc	3	35/11	4/1
Jalen Mills	3	39/25	
Isaac Seumalo	3	35/14	
Wendell Smallwood	3	33/11	
Nate Sudfeld	3	1/0	
Carson Wentz	3	39/39	
Halapoulivaati Vaitai	3	35/17	
Derek Barnett (IR)	2	21/6	
De'Vante Bausby	2	7/1	3/1
Elie Bouka (IR)	2	0/0	
Corey Clement	2	26/0	
Rasul Douglas	2	26/8	
Jake Elliott	2	27/0	
Nathan Gerry	2	19/3	
Shelton Gibson	2	17/0	
Treyvon Hester	2	22/2	8/1
Mack Hollins (IR)	2	16/0	
Rick Lovato	2	35/0	31/0
Joshua Perkins (IR)	2	17/2	9/1
Cameron Johnston	1	12/0	
Sidney Jones	1	9/3	
Tre Sullivan	1	8/1	
Josh Adams	R	10/3	
Dallas Goedert	R	12/6	
Avonte Maddox	R	10/6	
Jordan Mailata	R	0/0	
Matt Pryor	R	0/0	
Chandon Sullivan	R	4/1	
Josh Sweat	R	8/0	

2018 GAME-BY-GAME STARTERS

	OFFENSE											
	QB	RB	WR	WR	WR/TE	TE	TE	LT	LG	C	RG	RT
Atl	Foles	Ajayi	Wallace	Agholor	Carter	Ertz	---	Peters	Wisniewski	Kelce	Brooks	Johnson
@TB	Foles	Ajayi	Wallace	Agholor	Aiken	Ertz	---	Peters	Wisniewski	Kelce	Brooks	Johnson
Ind	Wentz	Smallwood	Agholor	---	Perkins	Ertz	Goedert	Peters	Wisniewski	Kelce	Brooks	Johnson
@Ten	Wentz	Ajayi	Jeffery	Agholor	---	Ertz	Goedert	Peters	Wisniewski	Kelce	Brooks	Johnson
Min	Wentz	Ajayi	Jeffery	Agholor	Matthews	Ertz	---	Peters	Seumalo	Kelce	Brooks	Johnson
@NYG	Wentz	Smallwood	Jeffery	Agholor	---	Ertz	Goedert	Peters	Seumalo	Kelce	Brooks	Johnson
Car	Wentz	Smallwood	Jeffery	Agholor	---	Ertz	Goedert	Peters	Seumalo	Kelce	Brooks	Johnson
@Jax	Wentz	Smallwood	Jeffery	Agholor	Matthews	Ertz	---	Peters	Seumalo	Kelce	Brooks	Johnson
Dal	Wentz	Smallwood	Jeffery	Agholor	Matthews	Ertz	---	Peters	Seumalo	Kelce	Brooks	Vaitai
@NO	Wentz	Adams	Jeffery	Agholor	---	Ertz	Goedert	Peters	Seumalo	Kelce	Brooks	Johnson
NYG	Wentz	Adams	Jeffery	Agholor	Tate	Ertz	---	Peters	Seumalo	Kelce	Brooks	Johnson
Was	Wentz	Adams	Jeffery	Agholor	---	Ertz	Goedert	Peters	Seumalo	Kelce	Brooks	Johnson
@Dal												
@LAR												
Hou												
@Was												

	DEFENSE											
	DE	DT	DT	DE	OLB	MLB	OLB	CB	CB	CB/LB/S	S	S
Atl	B. Graham	Cox	Vaeao	Barnett	---	Hicks	Gerry	Darby	Mills	C. Graham	Jenkins	McLeod
@TB	B. Graham	Cox	Ngata	Barnett	Bradham	Hicks	Grugier-Hill	Darby	Mills	---	Jenkins	McLeod
Ind	B. Graham	Cox	Ngata	Barnett	Bradham	Hicks	Grugier-Hill	Darby	Mills	---	Jenkins	McLeod
@Ten	B. Graham	Cox	Ngata	Barnett	Bradham	Hicks	Grugier-Hill	Darby	Mills	---	Jenkins	C. Graham
Min	B. Graham	Cox	Vaeao	Bennett	Bradham	Hicks	Grugier-Hill	Darby	Mills	---	Jenkins	Maddox
@NYG	B. Graham	Cox	Vaeao	Bennett	Bradham	Hicks	---	Darby	Mills	Jones	Jenkins	Maddox
Car	B. Graham	Cox	Hester	Barnett	Bradham	Hicks	---	Darby	Mills	McDougle	Jenkins	Maddox
@Jax	B. Graham	Cox	Ngata	Bennett	Bradham	Hicks	Grugier-Hill	Darby	Mills	---	Jenkins	Maddox
Dal	B. Graham	Cox	Ngata	Bennett	Bradham	Hicks	---	Darby	Douglas	Maddox	Jenkins	T. Sullivan
@NO	B. Graham	Cox	Ngata	Bennett	Bradham	Hicks	---	Jones	Douglas	Maddox	Jenkins	C. Graham
NYG	B. Graham	Cox	Jernigan	Bennett	Gerry	Bradham	Grugier-Hill	C. Sullivan	Bausby	---	Jenkins	C. Graham
Was	B. Graham	Cox	Ngata	Bennett	---	Bradham	Grugier-Hill	Jones	Douglas	LeBlanc	Jenkins	C. Graham
@Dal												
@LAR												
Hou												
@Was												

2018 PARTICIPATION CHART

PLAYER	Atl	@TB	Ind	@Ten	Min	@NYG	Car	@Jax	Dal	@NO	NYG	Was	@Dal	@LAR	Hou	@Was	G/S	IA	DNP
Adams, Josh	PS	PS	P	P	P	P	P	P	P	RB	RB	RB					10/3	---	---
Agholor, Nelson	WR	WR	WR	WR	WR	WR	WR	WR	WR	WR	WR	WR					12/12	---	---
Aiken Kamar	X	WR	P	P	P	P	X	X	X	X	X	X					5/1	---	---
Ajayi, Jay	P	RB	IA	RB	RB	IR	IR	IR	IR	IR	IR	IR					4/3	1	---
Alexander, D.J.	P	P	P	P	P	IA	IA	P	P	P	P	P					10/0	2	---
Barnett, Derek	DE	DE	DE	DE	IA	DE	DE	IR	IR	IR	IR	IR					6/6	1	---
Bausby, De'Vante	X	X	X	X	X	X	X	X	PS	P	CB	P					3/1	---	---
Bennett, Michael	P	P	P	P	DE	P	P	DE	DE	DE	DE	DE					12/6	---	---
Bouka, Elie	IR	IR	IR	IR	IR	IR	IR	IR	IR	IR	IR	IR					0/0	---	---
Bradham, Nigel	SUSP	LB	LB	LB	LB	LB	LB	LB	LB	LB	LB	LB					11/11	---	---
Brooks, Brandon	RG	RG	RG	RG	RG	RG	RG	RG	RG	RG	RG	RG					12/12	---	---
Carter, DeAndre	WR	P	PS	P	P	P	P	P	X	X	X	X					7/1	---	---
Clement, Corey	P	P	P	IA	DNP	P	P	P	P	P	P	P					10/0	1	1
Cox, Fletcher	DT	DT	DT	DT	DT	DT	DT	DT	DT	DT	DT	DT					12/12	---	---
Darby, Ronald	CB	CB	CB	CB	CB	CB	CB	CB	CB	IR	IR	IR					9/9	---	---
Douglas, Rasul	P	P	P	P	P	P	P	P	CB	CB	P	CB					12/3	---	---
Elliott, Jake	P	P	P	P	P	P	P	P	P	P	P	P					12/0	---	---
Ertz, Zach	TE	TE	TE	TE	TE	TE	TE	TE	TE	TE	TE	TE					12/12	---	---
Foles, Nick	QB	QB	DNP	DNP	DNP	DNP	DNP	DNP	DNP	DNP	DNP	DNP					2/2	---	10
Gerry, Nathan	LB	P	P	P	P	IA	IA	IA	P	P	LB	P					9/2	3	---
Gibson, Shelton	P	P	P	P	P	P	P	P	P	P	P	P					12/0	---	---
Goedert, Dallas	P	P	TE	TE	P	TE	TE	P	P	TE	P	TE					12/6	---	---
Graham, Brandon	DE	DE	DE	DE	DE	DE	DE	DE	DE	DE	DE	DE					12/12	---	---
Graham, Corey	S	P	P	S	P	IA	IA	IA	P	S	S	S					9/5	3	---
Grugier-Hill, Kamu	P	LB	LB	LB	LB	P	P	LB	P	P	LB	LB					12/7	---	---
Hall, Deiondre'	SUSP	P	P	P	P	P	P	P	IA	IA	P	P					9/0	2	---
Hector, Bruce	P	P	P	P	PS	PS	P	P	PS	PS	PS	PS					6/0	---	---
Hester, Treyvon	X	PS	PS	PS	P	P	DT	P	P	P	P	P					7/1	---	---
Hicks, Jordan	LB	LB	LB	LB	LB	LB	LB	LB	LB	LB	IA	IA					10/10	2	---
Hollins, Mack	IR	IR	IR	IR	IR	IR	IR	IR	IR	IR	IR	IR					0/0	---	---
Jeffery, Alshon	IA	IA	IA	WR	WR	WR	WR	WR	WR	WR	WR	WR					9/9	3	---
Jenkins, Malcolm	S	S	S	S	S	S	S	S	S	S	S	S					12/12	---	---
Jernigan, Tim	NFI	NFI	NFI	NFI	NFI	NFI	NFI	NFI	NFI	NFI	DT	DNP					1/1	---	1
Johnson, Lane	RT	RT	RT	RT	RT	RT	RT	RT	IA	RT	RT	RT					11/11	1	---
Johnston, Cameron	P	P	P	P	P	P	P	P	P	P	P	P					12/0	---	---
Jones, Sidney	P	P	P	P	P	CB	IA	IA	IA	CB	IA	CB					8/3	4	---
Kelce, Jason	C	C	C	C	C	C	C	C	C	C	C	C					12/12	---	---
LeBlanc, Cre'Von	X	X	X	X	X	X	X	X	P	P	P	CB					4/1	---	---
Long, Chris	P	P	P	P	P	P	P	P	P	P	P	P					12/0	---	---
Lovato, Rick	P	P	P	P	P	P	P	P	P	P	P	P					12/0	---	---
Maddox, Avonte	P	P	P	P	S	S	S	S	CB	CB	IA	IA					10/5	2	---
Mailata, Jordan	IA	IA	IA	IA	IA	IA	DNP	IA	DNP	IA	DNP	IA					0/0	9	3
Maragos, Chris	PUP	PUP	PUP	PUP	PUP	PUP	PUP	PUP	PUP	PUP	PUP	PUP					0/0	---	---
Matthews, Jordan	X	X	P	P	WR	P	P	WR	WR	P	P	P					10/3	---	---
McDougle, Dexter	X	X	X	X	X	X	CB	P	X	X	X	X					2/1	---	---
McGill, T.Y.	X	X	X	X	X	X	X	X	P	P	X	X					2/0	---	---
McLeod, Rodney	S	S	S	IR	IR	IR	IR	IR	IR	IR	IR	IR					3/3	---	---
Mills, Jalen	CB	CB	CB	CB	CB	CB	CB	CB	IA	IA	IA	IA					8/8	4	---
Ngata, Haloti	P	DT	DT	DT	IA	IA	IA	DT	DT	DT	P	DT					9/7	3	---
Perkins, Joshua	P	P	TE	P	P	P	P	P	P	IR	IR	IR					9/1	---	---
Peters, Jason	LT	LT	LT	LT	LT	LT	LT	LT	LT	LT	LT	LT					12/12	---	---
Pryor, Matt	IA	IA	IA	IA	IA	IA	IA	IA	IA	IA	IA	IA					0/0	12	---
Reynolds, LaRoy	P	P	P	P	P	P	P	P	P	P	P	P					12/0	---	---
Rodgers, Richard	IR	IR	IR	IR	IR	IR	IR	IR	IR	P	P	P					2/3	---	---
Seumalo, Isaac	P	P	P	P	LG	LG	LG	LG	LG	LG	LG	LG					12/8	---	---
Sinclair, Gannon	IR	X	X	X	X	X	X	X	X	X	X	X					0/0	---	---
Smallwood, Wendell	P	P	RB	P	P	RB	RB	RB	RB	P	P	P					12/5	---	---
Sproles, Darren	RB	IA	IA	IA	IA	IA	IA	IA	IA	IA	IA	P					2/1	10	---
Sudfeld, Nate	DNP	DNP	IA	IA	IA	DNP	DNP	IA	IA	IA	IA	IA					0/0	8	4
Sullivan, Chandon	PS	PS	PS	PS	PS	PS	PS	P	P	P	CB	DNP					4/1	---	1
Sullivan, Tre	P	PS	PS	PS	PS	P	P	P	S	P	P	P					8/1	---	---
Sweat, Josh	IA	IA	DNP	IA	P	P	P	P	P	P	P	P					8/0	3	1
Tate, Golden	X	X	X	X	X	X	X	X	P	P	WR	P					4/1	---	---
Vaeao, Destiny	DT	P	P	P	DT	DT	IR	X	X	X	X	X					6/3	---	---
Vaitai, Halapoulivaati	P	P	P	P	P	P	P	P	RT	P	P	P					12/1	---	---
Wallace, Mike	WR	WR	IR	IR	IR	IR	IR	IR	IR	IR	IR	IR					2/2	---	---
Warmack, Chance	IA	IA	IA	IA	IA	P	P	P	P	IA	P	IA					5/0	7	---
Weathersby, Toby	IR	IR	IR	IR	X	X	X	X	X	X	X	X					0/0	---	---
Wentz, Carson	IA	IA	QB	QB	QB	QB	QB	QB	QB	QB	QB	QB					10/10	2	---
Wheaton, Markus	P	X	X	X	X	X	X	X	X	X	X	X					1/0	---	---
Wisniewski, Stefen	LG	LG	LG	LG	P	P	P	P	P	P	P	P					12/4	---	---
Worrilow, Paul	IR	IR	IR	IR	IR	IR	IR	IR	IR	IR	IR	IR					0/0	---	---

POSITION - start **P** - played (did not start) **IA** - inactive **IR** - Injured Reserve **DNP** - dressed but did not play **PS** - practice squad member **PUP** - Reserve/Physically Unable to Perform **NFI** - Reserve/Non-Football Injury **SUSP** - Reserve/Commissioner Exempt **X** - not with team **EX** - roster exemption

2018 SNAP COUNTS

	OFFENSE	Atl	@TB	Ind	@Ten	Min	@NYG	Car	@Jax	Dal	@NO	NYG	Was	@Dal	@LAR	Hou	@Was	Snaps	Pct
	TOTAL PLAYS	72	79	82	78	59	71	67	62	62	51	65	75					823	
QB	Carson Wentz	IA	IA	82	78	59	71	67	62	62	51	65	75					672	82%
QB	Nick Foles	72	79	DNP	DNP	DNP	DNP	DNP	DNP	DNP	DNP	DNP	DNP					151	18%
QB	Nate Sudfeld	DNP	DNP	IA	IA	IA	DNP	DNP	IA	IA	IA	IA	IA					0	0%
RB	Wendell Smallwood	1	24	29	36	29	44	35	31	21	4	1	2					257	31%
RB	Corey Clement	13	33	45	IA	DNP	26	25	13	18	14	24	23					234	28%
RB	Josh Adams	PS	PS	8	1	1	0	8	18	19	28	40	41					164	20%
RB	Jay Ajayi	29	22	IA	41	29	IR	IR	IR	IR	IR	IR	IR					121	15%
RB	Darren Sproles	29	IA	IA	IA	IA	IA	IA	IA	IA	IA	IA	9					38	5%
WR	Nelson Agholor	68	72	80	72	52	64	59	57	55	44	47	65					735	89%
WR	Alshon Jeffery	IA	IA	IA	65	54	59	64	54	60	51	64	66					537	65%
WR	Jordan Matthews	X	X	33	47	22	26	29	34	37	14	14	21					277	34%
WR	Kamar Aiken	X	62	45	9	1	14	X	X	X	X	X	X					131	16%
WR	Golden Tate	X	X	X	X	X	X	X	X	18	36	39	36					129	16%
WR	DeAndre Carter	53	19	PS	0	0	2	3	6	X	X	X	X					83	10%
WR	Mike Wallace	66	7	IR	IR	IR	IR	IR	IR	IR	IR	IR	IR					73	9%
WR	Shelton Gibson	4	35	1	3	9	4	2	2	1	0	0	3					64	8%
WR	Markus Wheaton	2	X	X	X	X	X	X	X	X	X	X	X					2	1%
WR	Mack Hollins	IR	IR	IR	IR	IR	IR	IR	IR	IR	IR	IR	IR					0	0%
TE	Zach Ertz	70	74	81	76	57	71	65	57	62	47	52	59					771	94%
TE	Dallas Goedert	17	17	55	31	35	32	37	30	18	16	36	39					363	44%
TE	Joshua Perkins	4	26	31	8	1	11	7	7	0	IR	IR	IR					95	12%
TE	Richard Rodgers	IR	IR	IR	IR	IR	IR	IR	IR	IR	0	8	10					18	2%
TE	Gannon Sinclair	IR	X	X	X	X	X	X	X	X	X	X	X					0	0%
OFFENSIVE LINE	Brandon Brooks	72	79	82	77	59	71	67	62	62	51	61	75					818	99%
OFFENSIVE LINE	Jason Kelce	71	79	82	78	59	71	67	61	62	6	65	75					776	94%
OFFENSIVE LINE	Lane Johnson	72	79	82	78	59	58	67	7	IA	51	65	75					693	84%
OFFENSIVE LINE	Jason Peters	71	8	82	78	55	38	61	43	62	51	65	70					684	83%
OFFENSIVE LINE	Isaac Seumalo	5	4	2	2	59	71	67	62	62	51	65	73					523	64%
OFFENSIVE LINE	Stefen Wisniewski	72	79	82	78	0	13	0	21	1	45	3	2					396	48%
OFFENSIVE LINE	Halapoulivaati Vaitai	1	71	0	0	9	34	7	55	62	1	0	6					246	30%
OFFENSIVE LINE	Chance Warmack	IA	IA	IA	IA	IA	1	0	0	0	IA	1	IA					2	1%
OFFENSIVE LINE	Jordan Mailata	IA	IA	IA	IA	IA	IA	DNP	IA	DNP	IA	DNP	IA					0	0%
OFFENSIVE LINE	Matt Pryor	IA	IA	IA	IA	IA	IA	IA	IA	IA	IA	IA	IA					0	0%
OFFENSIVE LINE	Toby Weathersby	IR	IR	IR	IR	X	X	X	X	X	X	X	X					0	0%

	DEFENSE	Atl	@TB	Ind	@Ten	Min	@NYG	Car	@Jax	Dal	@NO	NYG	Was	@Dal	@LAR	Hou	@Was	Snaps	Pct
	TOTAL PLAYS	70	58	59	71	62	65	59	64	69	70	62	45					754	
DEFENSIVE LINE	Fletcher Cox	65	46	52	60	53	45	45	53	56	49	49	40					613	81%
DEFENSIVE LINE	Brandon Graham	46	39	34	41	52	39	39	51	55	42	49	37					524	69%
DEFENSIVE LINE	Michael Bennett	45	24	35	36	49	47	32	55	50	42	36	37					488	65%
DEFENSIVE LINE	Chris Long	39	25	36	29	29	47	29	40	46	39	40	33					432	57%
DEFENSIVE LINE	Haloti Ngata	17	36	27	37	IA	IA	IA	26	38	33	25	15					254	34%
DEFENSIVE LINE	Derek Barnett	40	35	38	54	IA	31	37	IR	IR	IR	IR	IR					235	31%
DEFENSIVE LINE	Destiny Vaeao	27	23	13	21	46	28	IR	X	X	X	X	X					158	21%
DEFENSIVE LINE	Treyvon Hester	X	PS	PS	PS	11	15	34	15	11	23	15	11					135	18%
DEFENSIVE LINE	Josh Sweat	IA	IA	DNP	IA	8	7	0	4	6	20	11	6					62	8%
DEFENSIVE LINE	Bruce Hector	7	3	2	6	PS	PS	21	12	PS	PS	PS	PS					51	7%
DEFENSIVE LINE	T.Y. McGill	X	X	X	X	X	X	X	X	15	30	X	X					45	6%
DEFENSIVE LINE	Tim Jernigan	NFI	NFI	NFI	NFI	NFI	NFI	NFI	NFI	NFI	NFI	20	DNP					20	3%
LB	Jordan Hicks	70	58	59	71	62	65	59	64	69	64	IA	IA					641	85%
LB	Nigel Bradham	SUSP	47	41	57	59	64	59	62	69	70	62	45					635	84%
LB	Kamu Grugier-Hill	28	22	9	18	20	15	9	6	20	29	34	23					233	31%
LB	Nathan Gerry	26	4	0	1	0	IA	IA	IA	2	8	33	11					85	11%
LB	LaRoy Reynolds	1	0	0	0	1	0	1	1	0	0	0	0					4	1%
LB	D.J. Alexander	0	0	0	0	0	IA	IA	0	0	0	0	0					0	0%
LB	Paul Worrilow	IR	IR	IR	IR	IR	IR	IR	IR	IR	IR	IR	IR					0	0%
DEFENSIVE BACKS	Malcolm Jenkins	70	58	59	70	62	65	59	64	69	70	62	45					753	99%
DEFENSIVE BACKS	Ronald Darby	65	54	59	70	60	65	58	62	49	IR	IR	IR					542	72%
DEFENSIVE BACKS	Jalen Mills	67	58	55	71	62	63	58	23	IA	IA	IA	IA					457	61%
DEFENSIVE BACKS	Corey Graham	40	16	47	71	3	IA	IA	IA	28	61	60	45					371	49%
DEFENSIVE BACKS	Avonte Maddox	0	0	0	20	62	65	58	64	68	17	IA	IA					354	47%
DEFENSIVE BACKS	Sidney Jones	45	31	46	48	40	8	IA	IA	IA	22	IA	45					285	38%
DEFENSIVE BACKS	Rasul Douglas	2	1	3	0	3	42	0	42	67	51	2	45					258	34%
DEFENSIVE BACKS	Rodney McLeod	70	58	34	IR	IR	IR	IR	IR	IR	IR	IR	IR					162	21%
DEFENSIVE BACKS	Cre'Von LeBlanc	X	X	X	X	X	X	X	X	0	44	45	34					123	16%
DEFENSIVE BACKS	Dexter McDougle	X	X	X	X	X	X	48	58	X	X	X	X					106	14%
DEFENSIVE BACKS	Tre Sullivan	0	PS	PS	PS	PS	3	3	2	22	6	32	23					91	12%
DEFENSIVE BACKS	Chandon Sullivan	PS	PS	PS	PS	PS	PS	PS	0	19	26	42	DNP					87	12%
DEFENSIVE BACKS	De'Vante Bausby	X	X	X	X	X	X	X	X	PS	24	61	0					85	11%
DEFENSIVE BACKS	Deiondre' Hall	SUSP	0	0	0	0	1	0	0	IA	IA	4	0					5	1%
DEFENSIVE BACKS	Elie Bouka	IR	IR	IR	IR	IR	IR	IR	IR	IR	IR	IR	IR					0	0%
DEFENSIVE BACKS	Chris Maragos	PUP	PUP	PUP	PUP	PUP	PUP	PUP	PUP	PUP	PUP	PUP	PUP					0	0%

2018 SNAP COUNTS

SPECIAL TEAMS	Atl	@TB	Ind	@Ten	Min	@NYG	Car	@Jax	Dal	@NO	NYG	Was	@Dal	@LAR	Hou	@Was	Snaps	Pct
TOTAL PLAYS	**27**	**28**	**28**	**31**	**27**	**32**	**22**	**24**	**28**	**28**	**27**	**25**					**327**	
Reynolds, LaRoy	22	20	23	26	24	25	18	20	24	27	24	21					**274**	**84%**
Grugier-Hill, Kamu	22	20	19	26	24	25	18	18	24	27	24	21					**268**	**82%**
Alexander, D.J.	22	19	19	22	24	IA	IA	16	18	18	19	18					**195**	**60%**
Gerry, Nathan	22	20	19	22	13	IA	IA	IA	18	18	19	21					**172**	**53%**
Smallwood, Wendell	17	19	18	19	9	9	7	9	13	16	13	11					**160**	**49%**
Perkins, Joshua	2	16	19	24	20	28	20	12	15	IR	IR	IR					**156**	**48%**
Sullivan, Tre	13	PS	PS	PS	PS	19	16	16	18	18	19	18					**137**	**42%**
Goedert, Dallas	6	9	10	11	9	16	11	14	12	15	13	10					**136**	**42%**
Maddox, Avonte	23	24	23	20	11	6	6	9	11	1	IA	IA					**134**	**41%**
Gibson, Shelton	22	9	13	17	11	17	12	10	2	5	8	6					**132**	**40%**
Clement, Corey	18	12	6	IA	DNP	5	7	14	16	13	15	15					**121**	**37%**
Douglas, Rasul	10	12	11	11	13	16	13	15	9	7	1	0					**118**	**36%**
Hall, Deiondre'	0	6	6	11	11	16	13	13	IA	IA	15	18					**109**	**33%**
Elliott, Jake	6	8	10	10	8	14	8	9	9	3	9	10					**104**	**32%**
Johnston, Cameron	10	9	8	11	7	12	7	7	6	6	7	6					**96**	**29%**
Lovato, Rick	10	9	8	11	7	12	7	7	6	6	7	6					**96**	**29%**
Jenkins, Malcolm	7	8	8	8	11	9	2	6	8	10	10	7					**94**	**29%**
Aiken, Kamar	0	8	5	16	14	16	X	X	X	X	X	X					**59**	**18%**
Hester, Treyvon	X	PS	PS	PS	6	4	6	8	10	9	8	7					**58**	**18%**
Graham, Brandon	3	4	5	3	7	4	2	4	6	9	5	4					**56**	**17%**
Graham, Corey	12	9	10	6	4	IA	IA	IA	5	2	6	2					**56**	**17%**
Mills, Jalen	4	4	8	6	9	11	6	5	IA	IA	IA	IA					**53**	**16%**
Vaeao, Destiny	5	8	9	9	10	11	IR	X	X	X	X	X					**52**	**16%**
Sullivan, Chandon	PS	PS	PS	PS	PS	PS	PS	2	17	25	6	DNP					**50**	**15%**
Adams, Josh	PS	PS	0	0	3	16	9	3	6	9	2	0					**48**	**15%**
Carter, DeAndre	0	0	PS	5	8	9	15	11	X	X	X	X					**48**	**15%**
Seumalo, Isaac	2	4	5	5	3	7	5	4	4	1	3	4					**47**	**14%**
Brooks, Brandon	2	4	5	5	3	7	4	4	4	1	3	4					**46**	**14%**
Hicks, Jordan	3	4	4	4	7	4	2	4	6	8	IA	IA					**46**	**14%**
Vaitai, Halapoulivaati	2	4	5	5	3	7	4	4	4	1	3	4					**46**	**14%**
Wisniewski, Stefen	2	4	5	5	3	7	4	4	4	1	3	4					**46**	**14%**
Ngata, Haloti	3	4	4	4	IA	IA	IA	4	6	9	5	3					**42**	**13%**
LeBlanc, Cre'Von	X	X	X	X	X	X	X	X	6	2	15	15					**38**	**12%**
Rodgers, Richard	IR	IR	IR	IR	IR	IR	IR	IR	IR	10	9	14					**33**	**10%**
Long, Chris	3	4	0	0	0	0	0	0	6	9	5	3					**30**	**9%**
Johnson, Lane	2	4	4	6	3	0	0	0	IA	0	0	4					**23**	**7%**
Sweat, Josh	IA	IA	DNP	IA	7	4	1	4	0	0	3	4					**23**	**7%**
Bausby, De'Vante	X	X	X	X	X	X	X	X	PS	8	5	9					**22**	**7%**
Jones, Sidney	0	6	6	5	3	2	IA	IA	IA	0	IA	0					**22**	**7%**
Warmack, Chance	IA	IA	IA	IA	IA	7	4	4	4	IA	3	IA					**22**	**7%**
Barnett, Derek	3	4	4	4	IA	4	2	IR	IR	IR	IR	IR					**21**	**6%**
McLeod, Rodney	9	8	4	IR	IR	IR	IR	IR	IR	IR	IR	IR					**21**	**6%**
Bennett, Michael	3	0	0	0	1	0	0	0	5	9	2	0					**20**	**6%**
Hector, Bruce	0	4	4	4	PS	PS	2	4	PS	PS	PS	PS					**18**	**6%**
Sproles, Darren	6	0	IA	IA	IA	IA	IA	IA	IA	IA	IA	6					**12**	**4%**
Tate, Golden	X	X	X	X	X	X	X	X	5	2	3	0					**10**	**3%**
Matthews, Jordan	X	X	0	0	0	3	5	0	0	0	0	0					**8**	**2%**
Bradham, Nigel	SUSP	0	1	0	0	0	0	0	0	1	5	0					**7**	**2%**
McDougle, Dexter	X	X	X	X	X	X	6	0	X	X	X	X					**6**	**2%**
Agholor, Nelson	0	1	0	0	0	0	0	0	0	0	0	0					**1**	**1%**
Ertz, Zach	0	0	0	0	1	0	0	0	0	0	0	0					**1**	**1%**
Jernigan, Tim	NFI	NFI	NFI	NFI	NFI	NFI	NFI	NFI	NFI	NFI	1	DNP					**1**	**1%**
McGill, T.Y.	X	X	X	X	X	X	X	X	0	1	X	X					**1**	**1%**
Wheaton, Markus	1	X	X	X	X	X	X	X	X	X	X	X					**1**	**1%**

2018 PERSONNEL MOVES

- **January 3:** Signed the following players to reserve/future contracts: CB **Elie Bouka**, P **Cameron Johnston**, WR **Marquess Wilson** and TE **Adam Zaruba**
- **January 9:** Signed C **Jon Toth** to reserve/future contract
- **January 15:** Signed TE **Joshua Perkins** to reserve/future contract
- **February 7:** Signed WR **Rashard Davis**, G **Darrell Greene**, CB **D.J. Killings**, S **Tre Sullivan**, WR **Bryce Treggs** and WR **Greg Ward**
- **February 9:** Signed TE **Billy Brown**
- **February 13:** Signed CB **De'Vante Bausby**
- **February 14:** Signed T **Taylor Hart**
- **February 20:** Signed DT **Winston Craig**
- **March 7:** Announced the following coaching staff changes: Promoted **Mike Groh** to offensive coordinator; promoted **Duce Staley** to assistant head coach/running backs coach; promoted **Jeff Stoutland** to offensive line coach/run game coordinator; promoted **Press Taylor** to quarterbacks coach; hired **Gunter Brewer** as wide receivers coach; hired **Carson Walch** as assistant wide receivers coach; promoted **Trent Miles** to offensive quality control/running backs; promoted **Spencer Phillips** to offensive quality control/quarterbacks
- **March 13:** Released TE **Brent Celek**
- **March 14:** Agreed to terms with LB **Nigel Bradham** on 5-year contract ... Acquired DE **Michael Bennett** and a 2018 7th-round draft choice from Seattle in exchange for WR **Marcus Johnson** and a 2018 5th-round draft choice ... Acquired CB **Daryl Worley** from Carolina in exchange for WR **Torrey Smith** ... Agreed to terms with LB **Corey Nelson** on 1-year contract
- **March 15:** Signed DT **Haloti Ngata** to 1-year contract
- **March 16:** Released DE **Vinny Curry**
- **March 22:** Agreed to terms with WR **Mike Wallace** on 1-year contract
- **April 3:** Agreed to terms with LB **Paul Worrilow** on 1-year contract
- **April 4:** Agreed to terms with TE **Richard Rodgers** on 1-year contract
- **April 15:** Released CB **Daryl Worley**
- **April 26:** Acquired 2nd-round pick (52nd overall), 4th-round pick (125th overall) and 2019 2nd-round pick from Baltimore in exchange for 1st-round pick (32nd overall) and 4th-round pick (132nd overall)
- **April 27:** Acquired 2nd-round pick (49th overall) from Indianpaolis in exchange for 2nd-round pick (52nd overall) and 5th-round pick (169th overall) ... Selected TE **Dallas Goedert** (South Dakota State) in 2nd round (49th overall)
- **April 28:** Selected CB **Avonte Maddox** (Pittsburgh) in 4th round (125th overall) ... Selected DE **Josh Sweat** (Florida State) in 4th round (130th overall) ... Selected T/G **Matt Pryor** (TCU) in 6th round (206th overall) ... Acquired 7th-round pick (233rd overall) from New England in exchange for 7th-round pick (250th overall) and 2019 7th-round pick ... Selected T **Jordan Mailata** in 7th round (233rd overall) ... Agreed to terms with RB **Darren Sproles** on 1-year contract
- **April 30:** Waived/injured CB **Elie Bouka** ... Exercised 5th-year option on WR **Nelson Agholor**
- **May 2:** Signed WR **Markus Wheaton** to 1-year contract
- **May 7:** Signed QB **Joe Callahan** to 2-year contract
- **May 9:** Agreed to terms on 4-year contracts with five draft picks: TE **Dallas Goedert** (D2), CB **Avonte Maddox** (D4a), DE **Josh Sweat** (D4b), T/G **Matt Pryor** (D6), T **Jordan Mailata** (D7)
- **May 11:** Signed 15 UDFAs: RB **Josh Adams**, LB **Asantay Brown**, OL **Aaron Evans**, DE **Danny Ezechukwu**, DT **Bruce Hector**, WR **Anthony Mahoungou**, S **Ryan Neal**, DE **Joe Ostman**, OL **Ian Park**, S **Jeremy Reaves**, S **Stephen Roberts**, S **Dominick Sanders**, CB **Chandon Sullivan**, CB **Jordan Thomas**, OL **Toby Weathersby**
- **May 14:** Signed WR **Tim Wilson** ... Waived CB **Jordan Thomas**
- **May 15:** Signed LB **LaRoy Reynolds** ... Waived S **Dominick Sanders**
- **May 22:** Released LB **Mychal Kendricks**
- **May 24:** Signed LB **Kyle Wilson**
- **June 13:** Placed LB **Paul Worrilow** on Injured Reserve
- **July 24:** Released WR **Marquess Wilson** and waived CB **Randall Goforth**
- **July 25:** Signed by WR **Kamar Aiken** to 1-year contract
- **July 26:** Placed DE **Brandon Graham**, WR **Alshon Jeffery** and S **Chris Maragos** on Active/PUP List ... Placed DT **Tim Jernigan** and WR **Bryce Treggs** on Active/NFI List
- **July 27:** Signed DL **Adam Reth**
- **July 28:** Signed WR **DeAndre Carter**
- **August 2:** Activated WR **Bryce Treggs** from NFI List
- **August 5:** Signed S **Corey Graham** and TE **Gannon Sinclair** to 1-year contracts ... Waived S **Ryan Neal** ... Waived/injured TE **Adam Zaruba**
- **August 6:** Extended the contracts of Executive Vice President of Football Operations **Howie Roseman** and Head Coach **Doug Pederson** through the 2022 season
- **August 11:** Waived TE **Adam Zaruba** from Injured Reserve with an injury settlement
- **August 12:** Signed QB **Christian Hackenberg** ... Waived/injured OL **Ian Park**
- **August 18:** Signed WR **Darius Prince** ... Waived DL **Adam Reth**
- **August 20:** Activated DE **Brandon Graham** from PUP List
- **August 25:** Waived S **Stephen Roberts**
- **August 26:** Signed LB **Jaboree Williams** ... Released LB **Corey Nelson**
- **August 27:** Signed S **Ironhead Gallon** ... Waived WR **Anthony Mahoungou**
- **August 28:** Signed TE **Anthony Denham**
- **September 1:** Placed DT **Tim Jernigan** on Reserve/Non-Football Injury List ... Placed S **Chris Maragos** on Reserve/PUP List ... Released the following players: WR **Kamar Aiken**, DE **Steven Means**, WR **Markus Wheaton** ... Waived/injured the following players: CB **D.J. Killings**, TE **Gannon Sinclair**, OL **Toby Weathersby** ... Waived the following players: RB **Josh Adams**, CB **De'Vante Bausby**, LB **Asantay Brown**, TE **Billy Brown**, QB **Joe Callahan**, DT **Winston Craig**, WR **Rashard Davis**, TE **Anthony Denham**, OL **Aaron Evans**, DE **Danny Ezechukwu**, S **Ironhead Gallon**, G **Darrell Greene**, QB **Christian Hackenberg**, T **Taylor Hart**, RB **Matt Jones**, DE **Joe Ostman**, WR **Darius Prince**, RB **Donnel Pumphrey**, DT **Elijah Qualls**, S **Jeremy Reaves**, DT **Aziz Shittu**, CB **Chandon Sullivan**, C **Jon Toth**, WR **Bryce Treggs**, WR **Greg Ward**, LB **Jaboree Williams**, LB **Kyle Wilson**, WR **Tim Wilson** ... Acquired S **Deiondre' Hall** from Chicago in exchange for conditional 7th-round draft choice in 2019
- **September 2:** Claimed LB **D.J. Alexander** off waivers from Seattle ... Waived LB **Joe Walker** ... Signed the following players to the practice squad: RB **Josh Adams**, CB **De'Vante Bausby**, LB **Asantay Brown**, TE **Billy Brown**, DT **Winston Craig**, WR **Rashard Davis**, DE **Joe Ostman**, CB **Chandon Sullivan**, C **Jon Toth**, WR **Greg Ward**
- **September 4:** Signed WR **Markus Wheaton** ... Placed TE **Richard Rodgers** on Injured Reserve (knee) ... Signed LB **Joe Walker** to practice squad ... Released LB **Asantay Brown** from practice squad
- **September 6:** Placed WR **Mack Hollins** on Injured Reserve (groin)
- **September 7:** Waived S **Tre Sullivan** ... Signed DT **Treyvon Hester** to practice squad ... Released DT **Winston Craig**, WR **Rashard Davis** and WR **Greg Ward** from practice squad
- **September 10:** Signed WR **Reggie Davis**, WR **Braxton Miller** and WR **Dorren Miller** to practice squad ... Waived TE **Billy Brown** from practice squad
- **September 11:** Signed S **Tre Sullivan** to practice squad ... Released CB **De'Vante Bausby** from practice squad
- **September 12:** Signed WR **Kamar Aiken** ... Released WR **Markus Wheaton**

- **September 19:** Signed WR **Jordan Matthews** ... Placed WR **Mike Wallace** on Injured Reserve (ankle)
- **September 20:** Signed TE **Billy Brown** and WR **DeAndre Carter** to practice squad ... Released WR **Reggie Davis** from practice squad
- **September 25:** Signed C **Josh Andrews** to practice squad ... Released C **Jon Toth** from practice squad
- **September 29:** Promoted WR **DeAndre Carter** from practice squad to active roster ... Placed S **Rodney McLeod** on Injured Reserve (knee)
- **October 2:** Promoted DT **Treyvon Hester** from practice squad to active roster ... Waived DT **Bruce Hector** ... Signed LB **Kyle Wilson** to practice squad
- **October 4:** Signed DT **Bruce Hector** to practice squad
- **October 8:** Placed RB **Jay Ajayi** on Injured Reserve (knee)...Claimed DT **T.Y. McGill** off waivers from L.A. Chargers
- **October 10:** Promoted S **Tre Sullivan** from practice squad to active roster ... Waived DT **T.Y. McGill** (failed physical)
- **October 16:** Signed CB **Dexter McDougle** ... Waived/injured DT **Destiny Vaeao** ... Signed LB **B.J. Bello** and DT **Winston Craig** to practice squad ... Released LB **Kyle Wilson** from practice squad
- **October 19:** Promoted DT **Bruce Hector** from practice squad to active roster ... Released WR **Kamar Aiken**
- **October 23:** Signed RB Donnel Pumphrey to practice squad
- **October 25:** Promoted CB **Chandon Sullivan** from practice squad to active roster ... Placed DE **Derek Barnett** on Injured Reserve (shoulder)
- **October 30:** Acquired WR **Golden Tate** from Detroit in exchange for 2019 3rd-round draft choice ... Waived DT **Bruce Hector**
- **November 2:** Signed DT **Bruce Hector** to practice squad ... Released DT **Winston Craig** from practice squad
- **November 5:** Claimed CB **Cre'Von LeBlanc** off waivers from Detroit ... Waived CB **Dexter McDougle** ... Signed CB **De'Vante Bausby** to practice squad
- **November 6:** Signed DT **T.Y. McGill** ... Waived WR **DeAndre Carter**
- **November 13:** Signed TE **Will Tye** to practice squad ... Released TE **Billy Brown** from practice squad
- **November 16:** Activated TE **Richard Rodgers** from Injured Reserve ... Placed TE **Josh Perkins** on Injured Reserve (knee)
- **November 17:** Promoted CB **De'Vante Bausby** from practice squad to active roster ... Placed CB **Ronald Darby** on Injured Reserve (knee)
- **November 20:** Activated DT **Tim Jernigan** from Reserve/Non-Football Injury List ... Waived DT **T.Y. McGill** ... Signed C **Anthony Fabiano** and CB **Jeremiah McKinnon** to practice squad

2018 REGULAR SEASON STATS

Record: 6-6
Head Coach: Doug Pederson

9/6	W	18-12	Atlanta	69,696
9/16	L	21-27	at Tampa Bay	56,552
9/23	W	20-16	Indianapolis	69,696
9/30	L	23-26 (OT)	at Tennessee	69,013
10/7	L	21-23	Minnesota	69,696
10/11	W	34-13	at N.Y. Giants	77,167
10/21	L	17-21	Carolina	69,696
10/28	W	24-18	at Jacksonville (Lon.)	85,870
11/11	L	20-27	Dallas	69,696
11/18	L	7-48	at New Orleans	73,042
11/25	W	25-22	N.Y. Giants	69,696
12/3	W	28-13	Washington	69,696
12/9			at Dallas	
12/16			at L.A. Rams	
12/23			Houston	
12/30			at Washington	

TEAM STATS	EAGLES	OPP
Total First Downs	**263**	**220**
Rushing	72	55
Passing	167	151
Penalty	24	14
3rd Down: Made/Att	62/153	55/152
3rd Down Pct.	40.5%	36.2%
4th Down: Made/Att	8/16	8/12
4th Down Pct.	50.0%	66.7%
Possession Avg.	**32:09**	**27:51**
Total Net Yards	**4329**	**4416**
Avg. Per Game	360.8	368.0
Total Plays	784	728
Avg. Per Play	5.5	6.1
Net Yards Rushing	**1239**	**1244**
Avg. Per Game	103.3	103.7
Total Rushes	298	247
Net Yards Passing	**3090**	**3172**
Avg. Per Game	257.5	264.3
Sacked/Yards Lost	34/222	31/216
Gross Yards	3312	3388
Attempts/Completions	452/312	450/298
Completion Pct.	69.0%	66.2%
Had Intercepted	8	6
Punts/Average	**47/48.7**	**51/45.9**
Net Punting Avg.	**42.8**	**41.6**
Penalties/Yards	**73/624**	**87/759**
Fumbles/Ball Lost	**23/9**	**14/3**
Touchdowns	**28**	**28**
Rushing	9	10
Passing	19	17
Returns	0	1

Rushing	No.	Yds	Avg.	Lg.	TD
J.Adams	76	376	4.9	29	2
C.Clement	67	263	3.9	32	2
W.Smallwood	63	257	4.1	15	1
J.Ajayi	45	184	4.1	20	3
C.Wentz	30	96	3.2	13	0
D.Sproles	9	32	3.6	14t	1
N.Agholor	3	32	10.7	16	0
N.Foles	4	7	1.8	4	0
G.Tate	1	-8	-8.0	-8	0
Team	**298**	**1239**	**4.2**	**32**	**9**
Opponents	**247**	**1244**	**5.0**	**90t**	**10**

Receiving	No.	Yds	Avg.	Lg.	TD
Z.Ertz	93	978	10.5	34	6
N.Agholor	51	523	10.3	58	1
A.Jeffery	43	492	11.4	31	4
C.Clement	22	192	8.7	23	0
D.Goedert	21	221	10.5	32t	3
G.Tate	18	182	10.1	32	1
W.Smallwood	18	173	9.6	36t	2
J.Matthews	17	281	16.5	56t	2
K.Aiken	6	53	8.8	18	0
J.Perkins	5	67	13.4	30	0
J.Ajayi	5	20	4.0	12	0
J.Adams	4	25	6.3	10	0
D.Sproles	4	22	5.5	9	0
D.Carter	2	21	10.5	11	0
S.Gibson	1	48	48.0	48	0
N.Foles	1	10	10.0	15	0
C.Wentz	1	4	4.0	4	0
Team	**312**	**3312**	**10.6**	**58**	**19**
Opponents	**298**	**3388**	**11.4**	**75t**	**17**

Interceptions	No.	Yds	Avg.	Lg.	TD
M.Jenkins	1	25	25.0	25	0
K.Grugier-Hill	1	24	24.0	24	0
A.Maddox	1	23	23.0	23	0
R.Darby	1	16	16.0	16	0
N.Gerry	1	8	8.0	8	0
R.Douglas	1	0	0.0	0	0
Team	**6**	**96**	**16.0**	**25**	**0**
Opponents	**8**	**99**	**12.4**	**40**	**0**

Sacks

M.Bennett 6.5, F.Cox 5.0, C.Long 4.5, B.Graham 4.0, J.Hicks 3.0, D.Barnett 2.5, N.Bradham 2.0, M.Jenkins 1.0, H.Ngata 1.0, D.Vaeao 1.0, B.Hector 0.5
Team: 31.0, Opp: 34.0

Fumbles

Lost: C.Wentz 5, J.Ajayi 1, N.Foles 1, W.Smallwood 1, T.Sullivan 1, **Total: 9**

Opp. Recoveries: N.Bradham 1, J.Hicks 1, M.Jenkins 1, **Total: 3**

Scoring	TD	Ru.	Rec.	Ret.	PAT	FG	2pt.	Saf.	Pts.
J.Elliott	0	0	0	0	23/23	19/23	0	--	80
Z.Ertz	6	0	6	0	---	---	0	--	36
A.Jeffery	4	0	4	0	---	---	0	--	24
J.Ajayi	3	3	0	0	---	---	1	--	20
W.Smallwood	3	1	2	0	---	---	1	--	20
D.Goedert	3	0	3	0	---	---	0	--	18
J.Adams	2	2	0	0	---	---	1	--	14
C.Clement	2	2	0	0	---	---	1	--	14
J.Matthews	2	0	2	0	---	---	0	--	12
G.Tate	1	0	1	0	---	---	1	--	8
D.Sproles	1	1	0	0	---	---	0	--	6
N.Agholor	1	0	1	0	---	---	0	--	6
Team	**28**	**9**	**19**	**0**	**23/23**	**19/23**	**5**	**--**	**258**
Opponents	**28**	**10**	**17**	**1**	**21/24**	**25/29**	**1**	**--**	**266**

2-Pt. Conversions: Team 5/5, Opponents: 1/3

Field Goals (Game-by-Game)

Elliott: (26G) (42RU) (55WL, 33G, 24G) (27G, 30G, 37G) (30G, 28G) (33G, 54WR, 30G) (36WR, 46G) (31G) (56G, 26G) () (42G, 28G, 43G) (46G, 44G)

Opps: (21G, 52G) () (35G, 31G, 28G) (42G, 33G) (28LU, 37G, 45WR, 22G, 52G) () (50G, 57G, 33G, 24G) (25G, 31G, 42WR) (38G, 19G) (25G, 51G, 29G) (44G, 47G)

Field Goals	1-19	20-29	30-39	40-49	50+
J.Elliott	0/0	6/6	7/8	5/6	1/3
Team	**0/0**	**6/6**	**7/8**	**5/6**	**1/3**
Opponents	**1/1**	**8/9**	**8/8**	**3/5**	**5/6**

Punting	No.	Yds	Avg.	Net	TB	In20	Lg.	Blk.
C.Johnston	47	2287	48.7	42.8	6	18	68	0
Team	**47**	**2287**	**48.7**	**42.8**	**6**	**18**	**68**	**0**
Opponents	**51**	**2343**	**45.9**	**41.6**	**2**	**15**	**59**	**0**

Punt Returns	Ret.	FC	Yds	Avg.	Lg.	TD
D.Carter	10	0	103	10.3	42	0
D.Sproles	6	4	48	8.0	14	0
C.Clement	6	2	17	2.8	10	0
G.Tate	5	0	13	2.6	12	0
N.Agholor	1	0	0	0.0	0	0
T.Sullivan	1	0	0	0.0	0	0
Team	**29**	**6**	**181**	**6.2**	**42**	**0**
Opponents	**24**	**10**	**154**	**6.4**	**23**	**0**

Kick Returns	No.	Yds	Avg.	Lg.	TD
C.Clement	12	297	24.8	48	0
D.Carter	10	204	20.4	30	0
S.Gibson	2	43	21.5	30	0
W.Smallwood	2	33	16.5	17	0
Team	**26**	**577**	**22.2**	**48**	**0**
Opponents	**12**	**305**	**25.4**	**46**	**0**

Score By Qtr.	Q1	Q2	Q3	Q4	OT	Pts.
Team	28	84	61	82	3	258
Opponents	51	83	50	76	6	266

Passing	Att.	Cmp.	Yds.	Cmp.%	Yds./Att.	TD	TD%	Int.	Int.%	Lg	Sack	Lost	Rat.
C.Wentz	369	257	2846	69.6%	7.7	18	4.9%	7	1.9%	58	29	196	100.6
N.Foles	82	54	451	65.9%	5.5	1	1.2%	1	1.2%	50	5	26	78.9
N.Agholor	1	1	15	100.0%	15.0	0	0.0%	0	0.0%	15	0	0	118.8
Team	**452**	**312**	**3312**	**69.0%**	**7.3**	**19**	**4.2%**	**8**	**1.8%**	**58**	**34**	**222**	**96.8**
Opponents	**450**	**298**	**3388**	**66.2%**	**7.5**	**17**	**3.8%**	**6**	**1.3%**	**75t**	**31**	**216**	**95.7**

2018 DEFENSIVE STATS

DEFENSIVE STATISTICS

Player	Total	Solo	Asst.	TFL	Sacks	QBP&H	INT	PD	FF	FR
Jenkins	94	70	24	5	0.0	4	1	10	3	1
Hicks	81	60	21	2	3.0	0	0	3	0	1
Bradham	62	46	16	2	2.0	0	0	2	0	1
Darby	59	50	9	3	0.0	0	1	18	0	0
C.Graham	51	32	19	2	0.0	0	0	3	0	0
Mills	50	40	10	2	0.0	0	0	14	0	0
Cox	38	27	11	7	4.0	52	0	1	0	0
Maddox	36	29	7	1	0.0	0	1	2	1	0
B.Graham	36	28	8	8	3.0	23	0	1	0	0
Jones	26	18	8	2	0.0	0	0	2	0	0
Bennett	23	16	7	7	6.5	34	0	1	1	0
Long	23	15	8	4	4.5	26	0	0	1	0
Barnett	19	13	6	5	2.5	15	0	0	0	0
Grugier-Hill	17	10	7	3	0.0	0	1	1	0	0
McLeod	16	9	7	0	0.0	0	0	5	0	0
Bausby	14	11	3	1	0.0	0	0	0	0	0
Douglas	12	11	1	1	0.0	0	1	1	0	0
Hester	12	8	4	1	0.0	3	0	0	0	0
Ngata	11	8	3	4	1.0	2	0	0	0	0
C.Sullivan	11	7	4	0	0.0	0	0	1	0	0
McDougle	9	6	3	0	0.0	1	0	1	0	0
LeBlanc	8	4	4	0	0.0	0	0	3	0	0
Gerry	6	3	3	0	0.0	0	0	1	0	0
Vaeao	6	2	4	1	1.0	1	0	0	0	0
T.Sullivan	5	2	3	0	0.0	0	0	0	0	0
Sweat	4	1	3	0	0.0	1	0	0	0	0
McGill	3	2	1	1	0.0	2	0	0	0	0
Hector	2	0	2	0	0.5	1	0	0	0	0
Jernigan	1	1	0	0	0.0	0	0	0	0	0
Totals	735	529	206	62	28.0	165	5	70	6	3

*Tackle totals already factor in sacks and TFLs; QBP&H = QB Pressures + Hits

NOTE: Totals do not reflect Monday night's game vs. Washington

INDIVIDUAL SINGLE-GAME BESTS

TACKLES	16 by **C.Graham** at Ten. (9/30)
TACKLES FOR LOSS	8 players tied with 2
Barnett vs. Ind. (9/23); **Bennett** vs. Dal. (11/11); **Cox** vs. Atl. (9/6) & at TB (9/16); **B.Graham** vs. Atl. (9/6); **Grugier-Hill** vs. NYG (11/25); **Jenkins** at Ten. (9/30); **Long** vs. Atl. (9/6); **Ngata** at Ten. (9/30)	
SACKS	2 players tied with **2.0**
Bennett vs. Dal. (11/11); **Long** at Jax. (10/28)	
PASSES DEFENSED	5 by **Darby** (2x) vs. Atl. (9/6) & vs. Car. (10/21)
INTERCEPTIONS	6 players tied with **1**
Darby at TB (9/16); **Douglas** vs. Atl. (9/6); **Gerry** vs. Was. (12/3); **Grugier-Hill** at NYG (10/11); **Jenkins** vs. NYG (11/25); **Maddox** at Ten. (9/30)	
FORCED FUMBLES	6 players tied with **1**
Bennett at NYG (10/11); **B.Graham** vs. Was. (12/3); **Jenkins** at TB (9/16), vs. Dal. (11/11) & vs. NYG (11/25); **Long** vs. Atl. (9/6); **Maddox** at Jax. (10/28); **Ngata** vs. Was. (12/3)	
FUMBLE RECOVERIES	3 players tied with **1**
Bradham vs. Min. (10/7); **Hicks** at TB (9/16); **Jenkins** at Jax. (10/28)	
SPECIAL TEAMS TACKLES	3 by **Sullivan** vs. Car. (10/21)

TURNOVER LEADERS

INTERCEPTIONS		FUMBLE RECOVERIES		FORCED FUMBLES		ST TURNOVERS	
Ronald Darby	1	Nigel Bradham	1	Malcolm Jenkins	3		
Rasul Douglas	1	Jordan Hicks	1	Michael Bennett	1		
Nathan Gerry	1	Malcolm Jenkins	1	Brandon Graham	1		
Kamu Grugier-Hill	1			Chris Long	1		
Malcolm Jenkins	1			Avonte Maddox	1		
Avonte Maddox	1			Haloti Ngata	1		

DEFENSIVE STATISTIC LEADERS

SACKS		TACKLES FOR LOSS		QB PRESSURES & HITS		PASSES DEFENSED	
Michael Bennett	6.5	Brandon Graham	8	Fletcher Cox	52	Ronald Darby	18
Fletcher Cox	5.0	Michael Bennett	7	Michael Bennett	34	Jalen Mills	14
Chris Long	4.5	Fletcher Cox	7	Chris Long	26	Malcolm Jenkins	10
Brandon Graham	4.0	Derek Barnett	5	Brandon Graham	23	Rodney McLeod	5
Jordan Hicks	3.0	Malcolm Jenkins	5	Derek Barnett	15		

SPECIAL TEAMS TACKLES (54)

Kamu Grugier-Hill	7
Avonte Maddox	5
D.J. Alexander	4
Corey Clement	4
Tre Sullivan	4
Dallas Goedert	3
Corey Graham	3
Rick Lovato	3
Joshua Perkins	3
LaRoy Reynolds	3
DeAndre Carter	2
Deiondre' Hall	2
Shelton Gibson	2
Jalen Mills	2
Wendell Smallwood	2
Josh Adams	1
Rasul Douglas	1
Nathan Gerry	1
Malcolm Jenkins	1
Cameron Johnston	1

2018 REGULAR SEASON STATS

RED ZONE

Team	Total	TD	FG	MFG	Dwn.	Fbl.	INT	Clk.	Pnt.	TD%	Score%
EAGLES	43	24	13	1	1	2	2	0	212	55.8	86.0
Opponents	43	20	17	1	3	0	1	1	187	46.5	86.0

GOAL-TO-GO

Team	Total	TD	FG	MFG	Dwn.	Fbl.	INT	Clk.	Pnt.	TD%	Score%
EAGLES	22	15	4	0	1	1	1	0	119	68.2	86.4
Opponents	21	11	8	0	1	0	0	1	99	52.4	90.5

EAGLES WEEKLY NFL RANKINGS

	OFFENSE			DEFENSE		
Week	Rush	Pass	Total	Rush	Pass	Total
Week 1	18th	31st	t-29th	6th	t-14th	7th
Week 2	t-18th	23rd	24th	1st	28th	19th
Week 3	11th	20th	19th	1st	17th	9th
Week 4	11th	17th	20th	1st	19th	10th
Week 5	16th	19th	20th	2nd	22nd	10th
Week 6	14th	20th	18th	2nd	23rd	12th
Week 7	21st	15th	19th	2nd	24th	14th
Week 8	20th	16th	18th	4th	25th	14th
Week 9	18th	14th	15th	2nd	25th	17th
Week 10	22nd	10th	13th	7th	23rd	16th
Week 11	25th	14th	19th	12th	26th	23rd
Week 12	24th	13th	19th	11th	28th	24th
Week 13	23rd	12th	17th	10th	26th	21st

MOST FIRST DOWNS EARNED

Player	Rushing	Receiving	Total
Zach Ertz	--	54	54
Alshon Jeffery	--	33	33
Corey Clement	15	10	25
Nelson Agholor	2	21	23
Wendell Smallwood	14	7	21
Josh Adams	16	1	17
Jordan Matthews	--	13	13
Jay Ajayi	11	1	12
Carson Wentz	9	1	10
Dallas Goedert	--	8	8
Golden Tate	--	8	8
Nick Foles	3	1	4
Joshua Perkins	--	4	4
Darren Sproles	2	1	3
Kamar Aiken	--	2	2
DeAndre Carter	--	1	1
Shelton Gibson	--	1	1

LONGEST DRIVES

	EAGLES	OPPONENTS
MOST PLAYS:	**17 (2x) - last** vs. Car. (10/21) 17-94-9:22 Touchdown	**16** at Ten. (9/30) 16-75-6:14 Touchdown
MOST YARDS:	**97** at Ten. (9/30) 8-97-4:52 Touchdown	**91** vs. Min. (10/7) 6-91-2:01 Field Goal
MOST TIME:	**11:18** vs. Ind. (9/23) 17-75-11:18 Touchdown	**8:09** vs. Dal. (11/11) 14-64-8:09 Field Goal

LONGEST TOUCHDOWN DRIVES

	EAGLES	OPPONENTS
MOST PLAYS:	**17 (2x) - last** vs. Car. (10/21) 17-94-9:22	**16** at Ten. (9/30) 16-75-6:14
MOST YARDS:	**97** at Ten. (9/30) 8-97-4:52	**90** vs. Was. (12/3) 1-90-0:13
MOST TIME:	**11:18** vs. Ind. (9/23) 17-75-11:18	**6:14** at Ten. (9/30) 16-75-6:14

PENALTY BREAKDOWN

Unit (Yards Lost)	Phi.	Opp.
Total Penalties	73 (624)	87 (759)
Offensive	37 (290)	37 (280)
Defensive	20 (189)	32 (325)
Special Teams	16 (145)	18 (154)
First Downs Given Up	14	24

REPLAY CHALLENGES

	Challenges	No. Overturned
EAGLES	3	1
Opponents	1	0

GAME-BY-GAME TEAM STATS

OFFENSE		First Downs				3rd Down			4th Dn.		Time	Total Net Yds			Rushing			Passing								Punting			Penalty		Fumble		Red Zone			TDs		
		Total	Rush	Pass	Pen	Conv	Att	Pct	Conv	Att	Poss	Plays	Yards	Avg	Att	Yards	Avg	Net	Sacks	Yards	Gross	Att	Comp	Pct	INT	No	Avg	Net	No	Yards	No	Lost	No	TD	FG	Rush	Pass	Ret
9/6	Atl	18	7	6	5	8	16	.500	0	0	32:10	64	232	3.6	27	113	4.2	119	2	13	132	35	20	.571	1	6	52.2	47.0	11	101	2	1	3	2	1	2	0	0
9/16	at TB	24	8	14	2	5	15	.333	3	5	35:39	75	412	5.5	24	91	3.8	321	3	13	334	48	35	.729	0	5	56.0	46.2	6	55	2	2	3	3	0	2	1	0
9/23	Ind	26	10	12	4	6	14	.426	0	0	40:12	77	379	4.9	35	152	4.3	227	5	28	255	37	25	.676	1	3	42.7	42.0	10	110	4	1	4	2	2	1	1	0
9/30	at Ten	25	6	18	1	5	15	.333	0	0	34:25	76	432	5.7	22	117	5.3	315	4	33	348	50	33	.660	0	6	51.3	40.0	8	77	3	1	4	1	3	0	2	0
10/7	Min	21	4	15	2	2	9	.222	1	1	27:13	55	364	6.6	17	81	4.8	283	3	28	311	35	24	.686	0	4	46.8	41.3	8	52	2	2	5	2	2	0	2	0
10/11	at NYG	23	5	15	3	9	16	.563	0	0	32:30	68	379	5.6	31	108	3.5	271	1	7	278	36	26	.722	0	5	48.0	48.0	4	25	3	0	6	4	2	1	3	0
10/21	Car	21	6	14	1	3	12	.250	3	4	35:17	65	342	5.3	24	58	2.4	284	4	26	310	37	30	.811	0	3	45.0	41.0	4	35	3	1	4	2	0	0	2	0
10/28	at Jax (Lon.)	22	7	15	0	7	12	.583	0	0	32:38	62	395	6.4	28	133	4.8	262	4	24	286	30	21	.700	1	3	51.7	41.3	4	36	1	1	2	1	1	0	3	0
11/11	Dal	23	3	20	0	4	10	.400	0	2	26:38	62	421	6.8	16	71	4.4	350	2	10	360	44	32	.727	1	2	44.0	44.0	0	0	2	0	3	2	1	0	2	0
11/18	at NO	13	2	9	2	3	10	.300	0	2	22:26	48	196	4.1	12	58	4.8	138	3	18	156	33	19	.576	3	4	39.8	36.5	6	49	0	0	1	0	0	1	0	0
11/25	NYG	19	6	11	2	3	11	.273	1	1	32:38	60	341	5.7	29	127	4.4	214	3	22	236	28	20	.714	0	4	50.3	39.0	7	46	0	0	3	2	1	1	1	0
12/3	Was	28	8	18	2	7	13	.538	0	1	39:19	72	436	6.1	33	130	3.9	306	0	0	306	39	27	.692	1	2	46.5	46.0	5	38	3	0	5	3	0	1	2	0
12/9	at Dal																																					
12/16	at LAR																																					
12/23	Hou																																					
12/30	at Was																																					
	Totals	263	72	167	24	62	153	.405	8	16	32:09	784	4,329	5.5	298	1,239	4.2	3,090	34	222	3,312	452	312	.690	8	47	48.7	42.8	73	624	25	9	43	24	13	9	19	0
													360.8			103.3					257.5																	

DEFENSE		First Downs				3rd Down			4th Dn.		Time	Total Net Yds			Rushing			Passing								Punting			Penalty		Fumble		Red Zone			TDs		
		Total	Rush	Pass	Pen	Conv	Att	Pct	Conv	Att	Poss	Plays	Yards	Avg	Att	Yards	Avg	Net	Sacks	Yards	Gross	Att	Comp	Pct	INT	No	Avg	Net	No	Yards	No	Lost	No	TD	FG	Rush	Pass	Ret
9/6	Atl	16	4	9	3	4	15	.267	0	1	27:50	65	299	4.6	18	74	4.1	225	4	26	251	43	21	.488	1	6	47.7	42.8	15	135	1	0	5	1	1	1	0	0
9/16	at TB	18	1	17	0	4	10	.400	0	0	24:21	58	436	7.5	23	43	1.9	393	2	9	402	33	27	.818	1	6	43.3	41.2	4	44	1	1	2	2	0	0	4	0
9/23	Ind	14	3	9	2	2	12	.167	1	2	19:48	56	209	3.7	13	68	5.2	141	2	23	164	41	25	.610	0	5	44.4	43.6	11	77	0	0	5	1	3	0	1	0
9/30	at Ten	22	3	16	3	5	16	.313	3	3	35:30	68	397	5.8	22	70	3.2	327	3	17	344	43	30	.698	1	5	50.8	38.4	4	30	1	0	4	3	1	1	2	0
10/7	Min	19	5	13	1	4	11	.364	0	0	32:47	61	375	6.1	23	77	3.3	298	1	3	301	37	30	.811	0	2	39.0	39.0	4	23	2	1	4	1	2	0	1	1
10/11	at NYG	17	5	11	1	4	14	.286	0	1	27:30	64	401	6.3	17	147	8.6	254	4	27	281	43	24	.558	1	5	50.6	41.2	5	61	2	0	3	0	2	1	0	0
10/21	Car	19	6	13	0	5	11	.455	1	1	24:43	58	371	6.4	17	121	7.1	250	2	19	269	39	25	.641	0	5	41.8	35.0	5	78	0	0	3	3	0	1	2	0
10/28	at Jax (Lon.)	16	5	10	1	6	14	.429	1	2	27:22	62	335	5.4	17	70	4.1	265	4	21	286	41	24	.585	0	2	48.0	48.0	5	45	2	1	3	1	2	0	1	0
11/11	Dal	23	9	14	0	8	16	.500	1	1	33:22	68	410	6.0	28	171	6.1	239	4	31	270	36	26	.722	0	4	40.8	38.0	5	37	2	0	5	3	2	2	1	0
11/18	at NO	28	6	21	1	6	11	.545	1	1	37:34	69	546	7.9	37	173	4.7	373	0	0	373	32	23	.719	0	2	49.5	50.5	8	69	0	0	5	4	1	2	4	0
11/25	NYG	18	4	14	0	5	12	.417	0	0	27:22	57	402	7.1	18	126	7.0	276	2	21	297	37	26	.703	1	3	44.3	43.0	11	91	1	0	3	1	2	1	1	0
12/3	Was	10	4	4	2	2	10	.200	0	0	20:41	42	235	5.6	14	104	7.4	131	3	19	150	25	17	.680	1	6	48.3	45.2	10	69	2	0	1	0	1	1	0	0
12/9	at Dal																																					
12/16	at LAR																																					
12/23	Hou																																					
12/30	at Was																																					
	Totals	220	55	151	14	55	152	.362	8	12	27:51	728	4,416	6.1	247	1,244	5.0	3,172	31	216	3,388	450	298	.662	6	51	45.9	41.6	87	759	14	3	43	20	17	10	17	1
													368.0			103.7					264.3																	

2018 GAME-BY-GAME LEADERS

EAGLES INDIVIDUAL LEADERS

Date	Opp	Pass Yds.	Rushing Yds.	Receptions	Receiving Yds.	Touchdowns	Sacks	Tackles
9/6	vs. Atl	N.Foles - 117	J.Ajayi - 62	N.Agholor - 8	Z.Ertz - 48	J.Ajayi - 2	2 Players - 1.5	R.McLeod - 10
9/16	at TB	N.Foles - 334	C.Clement - 30	Z.Ertz - 11	Z.Ertz - 94	3 Players - 1	2 Players - 1.0	J.Hicks - 10
9/23	vs. Ind	C.Wentz - 255	2 Players - 56	D.Goedert - 7	2 Players - 73	2 Players - 1	D.Barnett - 1.5	J.Hicks - 8
9/30	at Ten	C.Wentz - 348	J.Ajayi - 70	Z.Ertz - 10	Z.Ertz - 112	2 Players - 1	3 Players - 1.0	C.Graham - 16
10/7	vs. Min	C.Wentz - 311	J.Ajayi - 29	Z.Ertz - 10	Z.Ertz - 110	2 Players - 1	B.Graham - 1.0	4 Players - 9
10/11	at NYG	C.Wentz - 278	W.Smallwood - 51	A.Jeffery - 8	N.Agholor - 91	A.Jeffery - 2	4 Players - 1.0	M.Jenkins - 10
10/21	vs. Car	C.Wentz - 310	W.Smallwood - 32	Z.Ertz - 9	Z.Ertz - 138	2 Players - 1	M.Bennett - 1.0	M.Jenkins - 10
10/28	at Jax	C.Wentz - 286	J.Adams - 61	3 Players - 4	J.Matthews - 93	3 Players - 1	C.Long - 2.0	J.Hicks - 12
11/11	vs. Dal	C.Wentz - 360	J.Adams - 47	Z.Ertz - 14	Z.Ertz - 145	Z.Ertz - 2	M.Bennett - 2.0	M.Jenkins - 13
11/18	at NO	C.Wentz - 156	J.Adams - 53	G.Tate - 5	G.Tate - 48	J.Adams - 1	NONE	2 Players - 10
11/25	vs. NYG	C.Wentz - 236	J.Adams - 84	Z.Ertz - 7	Z.Ertz - 91	2 Players - 1	2 Players - 1.0	2 Players - 9
12/3	vs. Was	C.Wentz - 306	J.Adams - 85	Z.Ertz - 9	G.Tate - 85	3 Players - 1	3 Players - 1.0	

OPPONENT INDIVIDUAL LEADERS

Date	Opp	Pass Yds.	Rushing Yds.	Receptions	Receiving Yds.	Touchdowns	Sacks	Tackles
9/6	vs. Atl	M.Ryan - 251	D.Freeman - 36	J.Jones - 10	J.Jones - 169	T.Coleman - 1	2 Players - 1.0	D.Jones - 9
9/16	at TB	R.Fitzpatrick - 402	P.Barber - 22	M.Evans - 10	D.Jackson - 129	4 Players - 1	3 Players - 1.0	L.David - 9
9/23	vs. Ind	A.Luck - 164	A.Luck - 33	3 Players - 5	T.Hilton - 50	R.Grant - 1	D.Leonard - 2.0	D.Leonard - 13
9/30	at Ten	M.Mariota - 344	M.Mariota - 46	2 Players - 9	C.Davis - 161	3 Players - 1	4 Players - 1.0	K.Byard - 11
10/7	vs. Min	K.Cousins - 301	L.Murray - 42	S.Diggs - 10	A.Thielen - 116	2 Players - 1	3 Players - 1.0	2 Players - 6
10/11	at NYG	E.Manning - 281	S.Barkley - 130	S.Barkley - 9	S.Barkley - 99	S.Barkley - 1	O.Vernon - 1.0	L.Collins - 10
10/21	vs. Car	C.Newton - 269	C.Newton - 49	2 Players - 6	D.Funchess - 62	3 Players - 1	3 Players - 1.0	L.Kuechly - 14
10/28	at Jax.	B.Bortles - 286	B.Bortles - 43	T.Yeldon - 7	T.Yeldon - 83	D.Westbrook - 1	4 Players- 1.0	Tel.Smith - 8
11/11	vs. Dal	D.Prescott - 270	E.Elliott - 151	2 Players - 6	A.Cooper - 75	E.Elliott - 2	2 Players - 1.0	L.Vander Esch - 13
11/18	at NO	D.Brees - 363	M.Ingram - 103	T.Smith - 10	T.Smith - 157	M.Ingram - 2	3 Players - 1.0	M.Lattimore - 4
11/25	vs. NYG	E.Manning - 297	S.Barkley - 101	S.Barkley - 7	O.Beckham - 85	S.Barkley - 2	3 Players - 1.0	L.Collins - 9
12/3	vs. Was	M.Sanchez - 100	A.Peterson - 98	2 Players - 4	J.Doctson - 51	A.Peterson - 1	NONE	2 Players - 9

2018 THIRD-DOWN EFFICIENCY

EAGLES THIRD-AND...												
Date	**Opponent**	**1**	**2**	**3**	**4**	**5**	**6**	**7**	**8**	**9**	**10+**	**Total**
9/6	vs. Atl	3-3	1-1	0-1	0-1	1-2	0-1	1-1	2-2	0-1	0-3	8-16
9/16	at TB	1-1	1-2	0-1	1-2	0-0	0-0	2-2	0-2	0-0	0-5	5-15
9/23	vs. Ind	1-1	1-2	0-0	1-2	1-1	1-2	0-0	0-0	1-2	0-4	6-14
9/30	at Ten	0-0	0-0	1-3	2-3	0-0	1-2	0-0	0-0	0-1	1-6	5-15
10/7	vs. Min	1-3	0-0	0-1	0-0	0-0	0-0	1-2	0-0	0-0	0-3	2-9
10/11	at NYG	1-1	0-1	1-1	0-2	1-3	1-1	3-3	1-1	0-0	1-3	9-16
10/21	vs. Car	0-1	1-3	1-2	0-0	0-2	1-1	0-0	0-0	0-0	0-3	3-12
10/28	at Jax	0-0	1-1	2-2	0-0	0-0	1-1	0-1	0-0	1-2	2-5	7-12
11/11	vs. Dal	2-3	0-1	0-0	0-0	0-1	0-0	0-1	0-0	0-1	2-3	4-10
11/18	at NO	0-0	1-1	1-2	0-2	1-2	0-2	0-0	0-0	0-0	0-1	3-10
11/25	vs. NYG	0-1	0-1	1-1	0-1	0-0	0-1	0-1	1-1	1-1	0-3	3-11
12/3	vs. Was	2-2	0-0	0-1	2-3	1-1	0-0	0-1	0-1	2-2	0-2	7-13
Totals:		**11-16**	**6-13**	**7-15**	**6-16**	**5-12**	**5-11**	**7-12**	**4-7**	**5-11**	**6-41**	**62-153**
		68.8	**46.2**	**46.7**	**37.5**	**41.7**	**45.5**	**58.3**	**57.1**	**45.5**	**14.6**	**40.5**

OPPONENTS THIRD-AND...												
Date	**Opponent**	**1**	**2**	**3**	**4**	**5**	**6**	**7**	**8**	**9**	**10+**	**Total**
9/6	vs. Atl	0-1	0-0	0-3	0-0	1-1	0-1	0-0	1-2	0-0	2-7	4-15
9/16	at TB	0-0	1-1	1-1	0-0	1-2	0-0	1-1	0-0	0-0	0-5	4-10
9/23	vs. Ind	0-0	0-0	0-1	0-1	0-1	0-1	0-2	1-3	1-2	0-1	2-12
9/30	at Ten	2-3	0-0	1-2	0-2	1-1	0-0	0-1	0-1	0-0	1-6	5-16
10/7	vs. Min	3-3	0-1	0-1	0-1	0-0	0-0	0-1	1-1	0-0	0-3	4-11
10/11	at NYG	1-1	0-0	1-2	0-1	1-2	0-0	0-1	0-1	0-0	1-6	4-14
10/21	vs. Car	2-2	1-1	1-1	0-0	0-1	1-1	0-0	0-0	0-0	0-5	5-11
10/28	at Jax	0-2	2-3	0-0	1-1	0-0	0-1	3-3	0-1	0-0	0-3	6-14
11/11	vs. Dal	1-1	3-4	0-0	0-1	0-0	1-1	1-2	1-2	0-1	1-4	8-16
11/18	at NO	0-1	1-1	3-3	0-1	1-1	0-1	0-0	0-0	1-1	0-2	6-11
11/25	vs. NYG	0-0	0-0	1-1	0-1	0-0	1-2	0-1	2-2	1-1	0-4	5-12
12/3	vs. Was	0-0	0-0	0-0	0-0	0-1	0-0	2-2	0-0	0-0	0-7	2-10
Totals:		**9-14**	**8-11**	**8-15**	**1-9**	**5-10**	**3-8**	**7-14**	**6-13**	**3-5**	**5-53**	**55-152**
		64.3	**72.7**	**53.3**	**11.1**	**50.0**	**37.5**	**50.0**	**46.2**	**60.0**	**10.6**	**36.2**

2018 DRIVE EFFICIENCY

EAGLES GAME-BY-GAME DRIVES

				Drives Ended By...											
Date	Opponent	Quarterback	Drives	TD	FG	MFG	Punt	Down	INT	FUM	Safety	Clock	Points Yielded	Points Per Drive	Drive Efficiency
9/6	vs. Atl	Foles	11	2	1	0	6	0	1	0	0	1	18	1.64	27.3
9/16	at TB	Foles	13	3	0	1	5	2	0	2	0	0	21	1.62	23.1
9/23	vs. Ind	Wentz	11	2	2	1	3	0	1	1	0	1	20	1.82	36.4
9/30	at Ten	Wentz	12	2	3	0	6	0	0	1	0	0	23	1.92	41.7
10/7	vs. Min	Wentz	11	2	2	0	4	0	0	2	0	1	21	1.91	36.4
10/11	at NYG	Wentz	12	4	2	1	5	0	0	0	0	0	34	2.83	50.0
10/21	vs. Car	Wentz	9	2	1	1	3	0	0	1	0	1	17	1.89	33.3
10/28	at Jax	Wentz	10	3	1	0	3	0	1	1	0	1	24	2.40	40.0
11/11	vs. Dal	Wentz	11	2	2	0	2	2	1	0	0	2	20	1.82	36.4
11/18	at NO	Wentz	11	1	0	0	4	2	3	0	0	1	7	0.64	9.1
11/25	vs. NYG	Wentz	10	2	3	0	4	0	0	0	0	1	25	2.50	50.0
12/3	vs. Was	Wentz	11	3	2	0	2	1	1	0	0	2	28	2.55	45.5
SEASON TOTALS															
		Wentz	108	23	18	3	36	5	7	6	0	10	219	2.03	38.0
		Foles	24	5	1	1	11	2	1	2	0	1	39	1.63	25.0
		TEAM	**132**	**28**	**19**	**4**	**47**	**7**	**8**	**8**	**0**	**11**	**258**	**1.96**	**35.6**

OPPONENTS GAME-BY-GAME DRIVES

				Drives Ended By...											
Date	Opponent	Quarterback	Drives	TD	FG	MFG	Punt	Down	INT	FUM	Safety	Clock	Points Yielded	Points Per Drive	Drive Efficiency
9/6	vs. Atl	Ryan	12	1	2	0	6	1	1	0	0	1	12	1.00	25.0
9/16	at TB	Fitzpatrick	13	4	0	0	6	0	1	1	0	1	27	2.08	30.8
9/23	vs. Ind	Luck	11	1	3	0	5	1	0	0	0	1	16	1.45	36.4
9/30	at Ten	Mariota	12	3	2	0	5	0	1	0	0	1	26	2.17	41.7
10/7	vs. Min	Cousins	10	1	3	2	2	0	0	1	0	1	16	1.60	40.0
10/11	at NYG	Manning	13	1	2	1	5	1	1	0	0	2	13	1.00	23.1
10/21	vs. Car	Newton	9	3	0	0	5	0	0	0	0	1	21	2.33	33.3
10/28	at Jax	Bortles	10	1	4	0	2	1	0	1	0	1	18	1.80	50.0
11/11	vs. Dal	Prescott	10	3	2	1	4	0	0	0	0	0	27	2.70	50.0
11/18	at NO	Brees	9	6	2	0	1	0	0	0	0	0	48	5.33	88.9
		Bridgewater	2	0	0	0	1	0	0	0	0	1	0	0.0	0.0
		TOTAL at NO	**11**	**6**	**2**	**0**	**2**	**0**	**0**	**0**	**0**	**1**	**48**	**4.36**	**72.7**
11/25	vs. NYG	Manning	10	2	3	0	3	0	1	0	0	1	22	2.20	50.0
12/3	vs. Was	Sanchez	8	1	1	0	5	0	1	0	0	0	10	1.25	25.0
		McCoy	2	0	1	0	1	0	0	0	0	0	3	1.50	50.0
		TOTAL vs. Was	**10**	**1**	**2**	**0**	**6**	**0**	**1**	**0**	**0**	**0**	**13**	**1.30**	**30.0**
SEASON TOTALS															
		OPPONENTS	**131**	**27**	**25**	**4**	**51**	**4**	**6**	**3**	**0**	**11**	**259**	**1.98**	**39.7**

2018 TURNOVER BREAKDOWN

TAKEAWAYS

Date	Opponent	Turnover	Starting L.O.S.	Point of Turnover	Resulting L.O.S	Quarter	Result (Points)
9/6	vs. Atl	*R.Douglas INT (M.Ryan)	PHI 15	PHI 4	PHI 4	4	Interception (0)
9/16	at TB	R.Darby INT (R.Fitzpatrick)	TB 47	PHI 37	TB 47	1	Punt (0)
		J.Hicks FR (M.Jenkins FF of M.Evans)	TB 49	PHI 30	PHI 43	4	Downs (0)
9/23	vs. Ind	NONE					
9/30	at Ten	A.Maddox INT (M.Mariota)	TEN 20	TEN 40	TEN 17	2	Field Goal (3)
10/7	vs. Min	N.Bradham FR (K.Cousins FUM, aborted)	MIN 42	MIN 30	MIN 30	4	Punt (0)
10/11	at NYG	K.Grugier-Hill INT (E.Manning)	NYG 33	NYG 40	NYG 16	1	Touchdown (7)
10/21	vs. Car	NONE					
10/28	at Jax	M.Jenkins FR (A.Maddox FF of K.Cole)	JAX 42	PHI 45	PHI 44	2	Touchdown (7)
11/11	vs. Dal	NONE					
11/18	at NO	NONE					
11/25	vs. NYG	M.Jenkins INT (E.Manning)	PHI 27	PHI 2	PHI 27	2	Clock (0)
12/3	vs. Was	N.Gerry INT (M.Sanchez)	WAS 32	WAS 43	WAS 35	4	Field Goal (3)

Totals: 9 takeaways resulting in 20 points

L.O.S. - Line of scrimmage, ***** - Red zone play, **+** - Touchdown return, **(ST)** - Special teams play, **(TB)** - Touchback, **(OFF)** - Offensive Recovery

GIVEAWAYS

Date	Opponent	Turnover	Starting L.O.S.	Point of Turnover	Resulting L.O.S	Quarter	Result (Points)
9/6	Atl	**(ST)** - T.Sullivan muffed punt (K.Ishmael FR)	---	PHI 32	PHI 32	3	Interception (0)
		N.Foles INT (D.Jones)	PHI 29	PHI 47	PHI 27	4	Touchdown (6)
9/16	at TB	N.Foles FUM (K.Alexander FF, C.Davis FR)	PHI 46	PHI 47	PHI 47	1	Interception (0)
		W.Smallwood FUM on lateral (L.David FR)	PHI 21	PHI 19	PHI 16	4	Clock (0)
9/23	vs. Ind	C.Wentz INT (A.Walker)	PHI 25	PHI 28	PHI 17	3	Field Goal (3)
		C.Wentz FUM (M.Hunt FF, M.Hunt FR)	PHI 19	PHI 13	PHI 13	3	Field Goal (3)
9/30	at Ten	C.Wentz FUM (H. Landry FF, D.Morgan FR)	PHI 40	PHI 35	PHI 35	4	Field Goal (3)
10/7	vs. Min	+C.Wentz FUM (S.Weatherly FF, L.Joseph FR)	MIN 31	MIN 36	---	2	Touchdown (7)
		*J.Ajayi FUM (E.Kendricks FR)	MIN 6	MIN 5	MIN 5	3	Field Goal (3)
10/11	at NYG	NONE					
10/21	vs. Car	*C.Wentz FUM (J.Peppers FF, K.Love FR)	CAR 14	CAR 22	CAR 22	4	Clock (0)
10/28	at Jax	C.Wentz FUM (M.Dareus FF, Tel.Smith FR)	JAX 37	JAX 33	JAX 28	1	Field Goal (3)
		(TB) - C.Wentz INT (J.Ramsey)	JAX 23	End Zone	JAX 20	1	Punt (0)
11/11	vs. Dal	C.Wentz INT (L.Vander Esch)	DAL 44	DAL 34	PHI 38	1	Field Goal (3)
11/18	at NO	C.Wentz INT (M.Lattimore)	PHI 30	NO 16	NO 16	1	Touchdown (7)
		C.Wentz INT (C.Banjo)	PHI 39	NO 17	NO 17	4	Punt (0)
		***(TB)** - C.Wentz INT (C.Banjo)	NO 28	End Zone	NO 20	4	Clock (0)
11/25	vs. NYG	NONE					
12/3	vs. Was	*C.Wentz INT (J.Norman)	WAS 5	End Zone	WAS 38	3	Punt (0)

Totals: 17 giveaways resulting in 38 points

L.O.S. - Line of scrimmage, ***** - Red zone play, **+** - Touchdown return, **(ST)** - Special teams play, **(TB)** - Touchback, **(OFF)** - Offensive Recovery

2018 PLAYS OF 20+ YARDS

WEEK 1 - EAGLES VS. FALCONS (9/6)

EAGLES: 0 pass, 1 rush		
Description	**Run**	**Pass**
Corey Clement run	21	
FALCONS: 4 pass, 1 rush		
Description	**Run**	**Pass**
Matt Ryan to Julio Jones		36
Matt Ryan to Julio Jones		33
Matt Ryan to Tevin Coleman		26
Matt Ryan to Julio Jones		22
Devonta Freeman run	20	

WEEK 2 - EAGLES at BUCCANEERS (9/16)

EAGLES: 3 pass, 1 rush		
Description	**Run**	**Pass**
Nick Foles to Nelson Agholor		50
Nick Foles to Zach Ertz		34
Nick Foles to Joshua Perkins		30
Jay Ajayi run	20	
BUCCANEERS: 4 pass, 0 rush		
Description	**Run**	**Pass**
Ryan Fitzpatrick to DeSean Jackson		75T
Ryan Fitzpatrick to O.J. Howard		75T
Ryan Fitzpatrick to DeSean Jackson		28
Ryan Fitzpatrick to O.J. Howard		20

WEEK 3 - EAGLES vs. COLTS (9/23)

EAGLES: 3 pass, 0 rush		
Description	**Run**	**Pass**
Carson Wentz to Wendell Smallwood		34
Carson Wentz to Zach Ertz		28
Carson Wentz to Dallas Goedert		21
COLTS: 2 pass, 1 rush		
Description	**Run**	**Pass**
Andrew Luck run		33
Andrew Luck to T.Y. Hilton		29
Andrew Luck to Ryan Grant		22

WEEK 4 - EAGLES at TITANS (9/30)

EAGLES: 3 pass, 0 rush		
Description	**Run**	**Pass**
Carson Wentz to Jordan Matthews		56T
Carson Wentz to Alshon Jeffery		31
Carson Wentz to Zach Ertz		24
TITANS: 4 pass, 0 rush		
Description	**Run**	**Pass**
Marcus Mariota to Corey Davis		51
Marcus Mariota to Corey Davis		28
Marcus Mariota to Corey Davis		25
Marcus Mariota to Corey Davis		20

WEEK 5 - EAGLES vs. VIKINGS (10/7)

EAGLES: 6 pass, 0 rush		
Description	**Run**	**Pass**
Carson Wentz to Shelton Gibson		48
Carson Wentz to Alshon Jeffery		31
Carson Wentz to Wendell Smallwood		23
Carson Wentz to Zach Ertz		23
Carson Wentz to Nelson Agholor		20
Carson Wentz to Zach Ertz		20
VIKINGS: 4 pass, 1 rush		
Description	**Run**	**Pass**
Kirk Cousins to Adam Thielen		68
Kirk Cousins to Stefon Diggs		25
Kirk Cousins to Adam Thielen		24
Kirk Cousins to Stefon Diggs		24
Stefon Diggs run	20	

WEEK 6 - EAGLES at GIANTS (10/11)

EAGLES: 3 pass, 0 rush		
Description	**Run**	**Pass**
Carson Wentz to Nelson Agholor		58
Carson Wentz to Nelson Agholor		32
Carson Wentz to Corey Clement		20
GIANTS: 4 pass, 2 rush		
Description	**Run**	**Pass**
Eli Manning to Saquon Barkley		55
Saquon Barkley run	50T	
Saquon Barkley run	46	
Eli Manning to Cody Latimer		39
Eli Manning to Scott Simonson		24
Eli Manning to Sterling Shepard		20

WEEK 7 - EAGLES vs. PANTHERS (10/21)

EAGLES: 5 pass, 0 rush		
Description	**Run**	**Pass**
Carson Wentz to Alshon Jeffery		29
Carson Wentz to Zach Ertz		27
Carson Wentz to Zach Ertz		22
Carson Wentz to Dallas Goedert		21
Carson Wentz to Alshon Jeffery		20
PANTHERS: 3 pass, 1 rush		
Description	**Run**	**Pass**
Cam Newton to Torrey Smith		35
Jarius Wright run	34	
Cam Newton to Jarius Wright		28
Cam Newton to Christian McCaffrey		22

2018 PLAYS OF 20+ YARDS

WEEK 8 - EAGLES AT JAGUARS (10/28)

EAGLES: 5 pass, 1 rush		
Description	**Run**	**Pass**
Carson Wentz to Nelson Agholor		39
Carson Wentz to Wendell Smallwood		36T
Carson Wentz to Jordan Matthews		36
Carson Wentz to Dallas Goedert		32T
Carson Wentz to Jordan Matthews		31
Josh Adams run	21	
JAGUARS: 3 pass, 0 rush		
Description	**Run**	**Pass**
Blake Bortles to T.J. Yeldon		37
Blake Bortles to Donte Moncrief		24
Blake Bortles to David Grinnage		24

WEEK 10 - EAGLES vs. COWBOYS (11/11)

EAGLES: 3 pass, 1 rush		
Description	**Run**	**Pass**
Carson Wentz to Nelson Agholor		51
Josh Adams run	29	
Carson Wentz to Zach Ertz, lateral to Golden Tate		23
Carson Wentz to Zach Ertz		21
COWBOYS: 4 pass, 2 rush		
Description	**Run**	**Pass**
Ezekiel Elliott run	35	
Ezekiel Elliott run	32	
Dak Prescott to Michael Gallup		25
Dak Prescott to Amari Cooper		24
Dak Prescott to Allen Hurns		23
Dak Prescott to Cole Beasley		21

WEEK 11 - EAGLES at SAINTS (11/18)

EAGLES: 0 pass, 1 rush		
Description	**Run**	**Pass**
Josh Adams run	28T	
SAINTS: 8 pass, 1 rush		
Description	**Run**	**Pass**
Mark Ingram run	38	
Drew Brees to Tre'Quan Smith		38
Drew Brees to Alvin Kamra		37T
Drew Brees to Michael Thomas		30
Drew Brees to Michael Thomas		30
Drew Brees to D.Arnold		23
Drew Brees to Michael Thomas		23T
Drew Brees to Tre'Quan Smith		22
Drew Brees to Tre'Quan Smith		21

WEEK 12 - EAGLES vs. GIANTS (11/25)

EAGLES: 3 pass, 1 rush		
Description	**Run**	**Pass**
Corey Clement run	32	
Carson Wentz to Zach Ertz		24
Carson Wentz to Corey Clement		23
Carson Wentz to Alshon Jeffery		21
GIANTS: 4 pass, 2 rush		
Description	**Run**	**Pass**
Saquon Barkley run	51T	
Eli Manning to Odell Beckham		39
Eli Manning to Russell Shepard		29
Eli Manning to Rhett Ellison		29
Saquon Barkley run	26	
Eli Manning to Rhett Ellison		20

WEEK 13 - EAGLES vs. REDSKINS (12/3)

EAGLES: 4 pass, 0 rush		
Description	**Run**	**Pass**
Carson Wentz to Nelson Agholor		39
Carson Wentz to Golden Tate		32
Carson Wentz to Corey Clement		23
Carson Wentz to Zach Ertz		20
REDSKINS: 2 pass, 1 rush		
Description	**Run**	**Pass**
Adrian Peterson	90T	
Colt McCoy to Josh Doctson		32
Mark Sanchez to Josh Doctson		20

TEAM

Won in Overtime
Eagles: 11/8/15 - at Dal., 33-27
Opponent:9/30/18 - at Ten., 23-26

Won by Scoring in Last Two Minutes of Regulation
Eagles: 11/25/18 - vs. NYG, 25-22 (winning field goal at 0:22)
Opponent: 10/21/18 - vs. Car., 17-21 (winning TD at 1:22)

Tied Game by Scoring in the Last Two Minutes
Eagles: 9/30/18 - at Ten., 23-26 (tied score at 0:16 to force OT)
Opponent: 11/8/15 - win at Dal., 33-27 OT (tied game at 0:02)

Won in Prime Time
Eagles: 12/3/18 - vs. Was., 28-13
Opponent: 11/11/18 - vs. Dal., 20-27

Shutout
Eagles: 10/12/14 - vs. NYG, 27-0
Opponent: 12/31/17 - vs. Dal., 0-6

Won by 20-or-more Points
Eagles: 10/11/18 - at NYG, 34-13
Opponent: 11/18/18 - at NO, 7-48

Won After Trailing by 20-or-More Points
Eagles: 12/19/10 - at NYG, 38-31 (NYG ahead 31-10 in 4th quarter)
Opponent: 10/2/11 - vs. SF, 23-24 (PHI ahead 23-3 in 3rd quarter)

Held a 28-or-More Point Lead
Eagles: 1/21/18 - win vs. Min., 38-7
Opponent: 11/18/18 - loss at NO, 7-48

Held a 21-or-More Point Lead
Eagles: 10/11/18 - win at NYG, 34-13
Opponent: 11/18/18 - loss at NO, 7-48

Held a 17-or-More Point Lead
Eagles: 10/21/18 - loss vs. Car., 17-21
Opponent: 11/18/18 - loss at NO, 7-48

Scored 20-or-More Points in a Quarter
Eagles: 10/8/17 - win vs. Ari., 34-7 (21, 1st Q)
Opponent: 10/21/18 - loss vs. Car., 17-21 (21, 4th Q)

Scored 20-or-More Points in a Half
Eagles: 10/11/18 - win at NYG, 34-13 (24, 1st half)
Opponent: 11/18/18 - loss at NO, 7-48 (24, 1st & 2nd half)

Held Opponent without a Touchdown
Eagles: 11/26/17 - win vs. Chi., 31-3
Opponent: 12/31/17 - loss vs. Dal., 0-6

Touchdowns Scored by Offense and Defense
Eagles: 1/21/18 - win vs. Min., 38-7 (4 offense, 1 defense)
Opponent: 10/7/18 - loss vs. Min., 21-23 (1 offense, 1 defense)

Touchdowns by Offense, Defense and Special Teams
Eagles: 12/6/15 - win at NE, 35-28 (2 offense, 1 defense, 2 ST)
Opponent: 11/16/14 - loss at GB, 53-20 (4 off., 2 def., 1 ST)

No Turnovers
Eagles: 11/25/18 - win vs. NYG, 25-22
Opponent: 11/18/18 - loss at NO, 7-48

Touchdown Scored on First Drive
Eagles: 12/3/18 - win vs. Was., 28-13
Opponent: 11/25/18 - win vs. NYG, 25-22

Successful Two-Point Conversion
Eagles: 12/3/18 - G.Tate pass from C.Wentz vs. Was.
Opponent: 10/21/18 - J.Wright pass from C.Newton vs. Car.

Failed Two-Point Conversion Attempt
Eagles: 2/4/18 - N.Foles incomplete to A.Jeffery; N.Foles incomplete to C.Clement at NE
Opponent: 11/25/18 - E.Manning incomplete to E.Penny vs. NYG

TOTAL OFFENSE

500-or-More Total Net Yards of Offense
Eagles: 2/4/18 - at NE (538; 164 rushing, 374 passing)
Opponent: 11/18/18 - at NO (546; 173 rushing, 373 passing)

400-or-More Total Net Yards of Offense
Eagles: 12/3/18 - vs. Was. (436; 130 rushing, 306 passing)
Opponent: 11/25/18 - vs. NYG (402; 126 rushing, 276 passing)

RUSHING

300-or More Net Yards Rushing by Team
Eagles: 9/3/00 - at Dal. (306)
Opponent: 9/25/60 - vs. Cle. (329)

200-or-More Net Yards Rushing by Team
Eagles: 11/19/17 - at Dal. (215)
Opponent: 10/16/16 - at Was. (230)

Individual 200-Yard Rushing Game
Eagles: 12/8/13- LeSean McCoy (29-217-2TDs) vs. Det.
Opponent: 11/22/15 - Doug Martin (27-235-0TDs) vs. TB

Individual 150-Yard Rushing Game
Eagles: 11/27/14 - LeSean McCoy (25-159-1TD) at Dal.
Opponent: 11/11/18 - Ezekiel Elliott (19-151-1TD) vs. Dal.

Individual 100-Yard Rushing Game
Eagles: 10/1/17 - LeGarrette Blount (16-136) at LAC
Opponent: 11/25/18 - Saquon Barkley (13-101-1TD) vs. NYG

Two 100-Yard Rushers in the Same Game
Eagles: 12/22/13 - L.McCoy (18-133-2TDs) & B.Brown (9-115-1TD) vs. Det.
Opponent: 10/30/05 - M.Anderson (21-126-1TD) and T.Bell (14-107-2TDs) at Den.

Consecutive 100-Yard Rushing Games
Eagles: 11/23/14-11/27/14 - L.McCoy (21-130-1TD) vs. Ten. & (25-159-1TD) at Dal.
Opponent: 11/11/18-11/18/18 - E.Elliott (19-151-1TD) vs. Dal.; M.Ingram (16-103-2TDs) at NO; S.Barkley (13-101-1TD) vs. NYG

Combined 200-Yards Rushing by Two Players
Eagles: 12/22/13 - 248 by L.McCoy (18-133-2TDs) & B.Brown (9-115-1TD) vs. Det.
Opponent: 11/20/15 - 187 by D.Johnson (29-187-3TDs) & K.Williams (6-34-0TDs) vs. Ari.

Individual with 30-or-More Carries
Eagles: 9/9/13 - LeSean McCoy (31-184-1TD) at Was.
Opponent: 12/14/14 - DeMarco Murray (31-81-2TD) vs. Dal.

Individual with 25-or-More Carries
Eagles: 11/27/14 - LeSean McCoy (25-159-1TD) at Dal.
Opponent: 12/31/17 - Ezekiel Elliott (27-103) vs. Dal.

Rushing Play of 80-or-More Yards
Eagles: 10/1/00 - 85t by Brian Mitchell vs. Atl.
Opponent: 12/3/18 - 90t by Adrian Peterson vs. Was.

Rushing Play of 60-or-More Yards
Eagles: 11/19/17 - 71 by Jay Ajayi at Dal.
Opponent: 12/3/18 - 90t by Adrian Peterson vs. Was.

Rushing Play of 40-or-More Yards
Eagles: 11/19/17 - 71 by Jay Ajayi at Dal.
Opponent: 12/3/18 - 90t by Adrian Peterson vs. Was.

Individual with Three-or-More Rushing Touchdowns
Eagles: 12/18/11 - LeSean McCoy (18-102-3TDs) vs. NYJ
Opponent: 12/20/15 - David Johnson (29-187-3TDs) vs. Ari.

Individual with Two-or-More Rushing Touchdowns
Eagles: 9/6/18 - Jay Ajayi (15-62-2TDs) vs. Atl.
Opponent: 12/10/17 - Todd Gurley (13-96-2TDs) at LAR

PASSING

400 Net Yards Passing by Team
Eagles: 10/26/14 - at Ari. (411)
Opponent: 2/4/18 - at NE (500)

300 Net Yards Passing by Team
Eagles: 12/3/18 - vs. Was. (306)
Opponent: 9/30/18 - at Ten. (327)

Individual with 50-or-More Pass Attempts
Eagles: 9/30/18 - Carson Wentz (50-33-348-0-2TDs) at Ten.
Opponent: 12/17/17 - Eli Manning (57-37-434-1-3TDs) at NYG

Individual with 40-or-More Pass Attempts
Eagles: 11/11/18 - Carson Wentz (44-32-360-1-2TDs) vs. Dal.
Opponent: 10/28/18 - Blake Bortles (41-24-286-0-1TD) at Jax.

Individual with 30-or-More Pass Completions
Eagles: 11/11/18 - Carson Wentz (44-32-360-1-2TDs) vs. Dal.
Opponent: 10/7/18 - Kirk Cousins (37-30-301-0-1TD) vs. Min.

Individual with 25-or-More Pass Completions
Eagles: 12/3/18 - Carson Wentz (39-27-306-1-2TDs) vs. Was.
Opponent: 11/25/18 - Eli Manning (37-26-297-1-1TD) vs. NYG

Individual 300-Yard Passing Game
Eagles: 12/3/18 - Carson Wentz (39-27-306-1-2TDs) vs. Was.
Opponent: 10/7/18 - Kirk Cousins (37-30-301-0-1TD) vs. Min.

Consecutive 300-Yard Passing Games
Eagles: 1/21/18 - 2/4/18 - Nick Foles (33-26-352-0-3TDs) vs. Min. & (43-28-373-1-3TDs) at NE
Opponent: 9/30/18 - 10/7/18 - Marcus Mariota (43-30-344-1-2TDs) at Ten. & Kirk Cousins (37-30-301-0-1TD) vs. Min.

Individual with Four-or-More Touchdown Passes
Eagles: 12/17/17 - Nick Foles (38-24-237-0-4TDs) at NYG
Opponent: 9/16/18 - Ryan Fitzpatrick (33-27-402-1-4TDs) at TB

Individual with Three-or-More Touchdown Passes
Eagles: 10/28/18 - Carson Wentz (30-21-286-1-3TDs) at Jax.
Opponent: 9/16/18 - Ryan Fitzpatrick (33-27-402-1-4TDs) at TB

No Sacks Allowed
Eagles: 12/3/18 - vs. Was. (39 attempts - Carson Wentz)
Opponent: 9/24/17 - vs. NYG (47 attempts - Eli Manning)

RECEIVING

Individual with 10-or-more Receptions
Eagles: 11/11/18 - Zach Ertz (14-145-2TDs) vs. Dal.
Opponent: 10/7/18 - Stefon Diggs (10-91) vs. Min.

Individual with 150-Yard Receiving Game
Eagles: 1/3/16 - Zach Ertz (9-152) at NYG
Opponent: 9/30/18 - Corey Davis (9-161-1TD) at Ten.

Individual with 100-Yard Receiving Game
Eagles: 11/11/18 - Zach Ertz (14-145-2TDs) vs. Dal.
Opponent: 10/7/18 - Adam Thielen (7-116-1TD) vs. Min.

Two-or-More 100-Yard Receivers in the Same Game
Eagles: 9/30/18 - Zach Ertz (10-112) & Alshon Jeffery (8-105-1TD) at Ten.
Opponent: 2/4/18 - D.Amendola (8-152), C.Hogan (6-128-1TD) & R.Gronkowski (9-116-2TDs)

Consecutive 100-Yard Receiving Games
Eagles: 9/30/18-10/7/18 - Zach Ertz (10-112) at Ten. & (10-110-1TD) vs. Min.
Opponent: 9/30/18-10/7/18 - Corey Davis (9-161-1TD) at Ten. & Adam Thielen (7-116-1TD) vs. Min.

Individual with Three-or-More TD Receptions
Eagles: 11/3/13 - Riley Cooper (5-139-3TDs) at Oak.
Opponent: 11/26/15 - Calvin Johnson (8-93-3TDs) at Det.

Individual with Two-or-More TD Receptions
Eagles: 11/11/18 - Zach Ertz (14-145-2TDs) vs. Dal.
Opponent: 2/4/18 - Rob Gronkowski (9-116-2TDs) at NE

Pass Play of 80-or-More Yards
Eagles: 12/12/10 - 91t, Michael Vick to DeSean Jackson at Dal.
Opponent: 12/11/16 - 80t, Kirk Cousins to DeSean Jackson vs. Was.

Pass Play of 60-or-More Yards
Eagles: 10/23/17 - 64t, Carson Wentz to Mack Hollins vs. Was.
Opponent: 10/7/18 - 68, Kirk Cousins to Adam Thielen vs. Min.

Pass Play of 40-or-More Yards
Eagles: 11/11/18 - 51, Carson Wentz to Nelson Agholor vs. Dal.
Opponent: 10/11/18 - 55, Eli Manning to Saquon Barkley at NYG

NOTABLE OFFENSIVE COMBINATIONS

Led Team in Rushing & Receiving Yds. in Same Game
Eagles: 12/30/12 - LeSean McCoy (10-45 rush, 5-61 rec.) at NYG
Opponent: 10/11/18 - Saquon Barkley (13-130-1TD rush, 9-99 rec.) at NYG

100-Yard Rusher & Receiver in the Same Game
Eagles: 11/27/14 - LeSean McCoy (25-159-1TD rush) & Jeremy Maclin (8-108 rec.) at Dal.
Opponent: 11/8/15 - Darren McFadden (27-117 rush) & Cole Beasley (9-112-2TDs rec.), Dez Bryant (5-104-1TD rec.) at Dal.

100-Yard Rusher, 100-Yard Receiver & 300-Yard Passer in the Same Game
Eagles: 9/23/07 - Brian Westbrook (14-110-2TDs rush & 5-111-1TD rec.), Kevin Curtis (11-221-3TDs rec.) & Donovan McNabb (26-21-381-0-4TDs) vs. Det.
Opponent: 12/11/05 - Tiki Barber (32-124 rush), Jeremy Shockey (10-107 rec.) & Eli Manning (44-28-312-3-1TD) vs. NYG

Individual with at Least One Rushing and Receiving Touchdown in the Same Game
Eagles: 11/5/17 - Corey Clement (12-51-2TDs rush, 1-15-1TD rec.) vs. Den.
Opponent: 11/25/18 - Saquon Barkley (13-101-1TD rush, 7-41-1TD rec.) vs. NYG

Individual with at Least One Rushing Touchdown and One Touchdown Pass in the Same Game
Eagles: 11/27/14 - Mark Sanchez (29-20-217-0-1TD pass, 7-28-1TD rush) at Dal.
Opponent: 11/11/18 - Dak Prescott (36-26-270-0-1TD pass, 6-9-1TD rush) vs. Dal.

Individual with at Least One Passing Touchdown and One Receiving Touchdown in the Same Game
Eagles: 2/4/18 - Nick Foles (43-28-373-1-3TD passes, 1-1-1TD receiving) at NE
Opponent: 11/20/16 - Russell Wilson (31-18-272-0-1TD pass, 1-15-1TD receiving) at Sea.

DEFENSE

Held Opponent Under 200 Yards Total Offense
Eagles: 11/26/17 - vs. Chi. (140; 6 rushing, 134 passing)
Opponent: 12/7/14 - vs. Sea. (139; 57 rushing, 82 passing)

Held Opponent Under 300 Yards Total Offense
Eagles: 12/3/18 - vs. Was. (235; 104 rushing, 131 passing)
Opponent: 9/23/18 - vs. Ind. (209; 68 rushing, 141 passing)

Held Opponent Under 50 Yards Rushing
Eagles: 9/16/18 - at TB (43)
Opponent: 12/26/15 - vs. Was. (45)

Held Opponent Under 75 Yards Rushing
Eagles: 10/28/18 - at Jax. (70)
Opponent: 11/11/18 - vs. Dal. (71)

Held Opponent Under 100 Yards Rushing
Eagles: 10/28/18 - at Jax. (70)
Opponent: 11/11/18 - vs. Dal. (71)

Held Opponent Under 100 Net Yards Passing
Eagles: 12/13/12 - vs. Cin. (92)
Opponent: 12/7/14 - vs. Sea. (82)

Held Opponent Under 150 Net Yards Passing
Eagles: 12/3/18 - vs. Was. (131)
Opponent: 9/6/18 - vs. Atl. (119)

Interception Return for a Touchdown
Eagles: 1/21/18 - P.Robinson, 50 yards (QB C.Keenum) vs. Min.
Opponent: 9/10/17 - R.Kerrigan, 24 yards (QB C.Wentz) at Was.

Individual with Three-or-More Interceptions
Eagles: 10/16/11 - K.Coleman (3) at Was. (QB R.Grossman)
Opponent: 12/2/07 - L.Tatupu (3) vs. Sea. (QB A.J. Feeley)

Individual with Two-or-More Interceptions
Eagles: 1/1/17 - J.Hicks (2) vs. Dal. (QB M.Sanchez)
Opponent: 12/4/16 - V.Burfict (2) at Cin. (QB C.Wentz)

Fumble Recovered for Touchdown
Eagles: 12/25/17 - D.Barnett 23-yard return of J.Richard fumble vs. Oak.
Opponent: 10/7/18 - L.Joseph 64-yard return of C.Wentz fumble (forced by S.Weatherly) vs. Min.

Safety Scored
Eagles: 9/11/16 - R.Griffin III aborted snap. Cameron Erving credited with fumble on high snap, ball out of bounds in end zone
Opponent: 11/23/08 - S.Rocca punt blocked by J.McClain out of bounds in end zone at Bal.
1/11/09 - Intentional grounding penalty enforced on D.McNabb in end zone (NFC-D) at NYG

Seven-or-More Sacks by Team
Eagles: 11/10/14 - vs. Car. (9)
Opponent: 11/5/12 - at NO (7)

Six-or-More Sacks by Team
Eagles: 10/23/16 - vs. Min. (6)
Opponent: 9/17/17 - at KC (6)

Five-or-More Sacks by Team
Eagles: 10/11/15 - vs. NO (5)
Opponent: 9/23/18 - vs. Ind. (5)

Individual with Three-or-More Sacks
Eagles: 10/11/15 - F.Cox (3.0 sacks of D.Brees) vs. NO
Opponent: 9/17/17 - C.Jones (3.0 sacks of C.Wentz) at KC

Individual with Two-or-More Sacks
Eagles: 11/11/18 - M.Bennett (2.0 sacks of D.Prescott) vs. Dal.
Opponent: 9/23/18 - D.Leonard (2.0 sacks of C.Wentz) vs. Ind.

SPECIAL TEAMS

Kickoff Return for a Touchdown
Eagles: 10/23/16 - Josh Huff, 98 yards vs. Min.
Opponent: 12/8/13 - Jeremy Ross, 98 yards vs. Det.

Kickoff Return for a Touchdown to Start a Game
Eagles: 11/23/14 - Josh Huff, 107 yards vs. Ten.
Opponent: 10/12/03 - Randal Williams, 37 yards at Dal.

Punt Return for a Touchdown
Eagles: 12/6/15 - Darren Sproles, 83 yards at NE
Opponent: 9/19/16 - Eddie Royal, 65 yards at Chi.

Blocked Punt Recovered for Touchdown
Eagles: 12/6/15 - N.Goode returned R.Allen's blocked punt (blocked by C.Maragos) 24 yards at NE
Opponent: 12/10/17 - B.Countess returned D.Jones' blocked punt (blocked by M.Thomas) 16 yards at LAR

Blocked Punt
Eagles: 12/17/17 - K.Grugier-Hill blocked punt by B.Wing at NYG
Opponent: 12/10/17 - B.Countess returned D.Jones' blocked punt (blocked by M.Thomas) 16 yards at LAR

Blocked PAT
Eagles: 12/17/17 - D.Barnett, PAT attempt by A.Rosas at NYG
Opponent: 12/13/09 - F.Robbins, PAT attempt by D.Akers vs. NYG

Missed (not blocked) PAT
Eagles: 2/4/18 - Jake Elliott at NE
Opponent: 10/21/18 - Graham Gano vs. Car.

Blocked Field Goal
Eagles: 12/17/17 - M.Jenkins, 48-yd attempt by A.Rosas at NYG
Opponent: 11/6/16 - J.Pierre-Paul, 40-yd attempt by C.Sturgis at NYG

Blocked Field Goal returned for a TD
Eagles: 10/23/05 - Matt Ware, 65-yd. return after Quintin Mikell blocked a 40-yd. att. by Nate Kaeding vs. SD
Opponent: 12/7/08 - Kevin Dockery, 71-yd. return after Justin Tuck blocked a 32-yd. att. by D.Akers at NYG

Individual with Five-or More Field Goals
Eagles: 11/23/14 - Cody Parkey (5-6) vs. Ten.
Opponent: 10/27/13 - Josh Brown (5-5) vs. NYG

Individual with Four-or More Field Goals
Eagles: 10/1/17 - Jake Elliott (4-4) at LAC
Opponent: 10/28/18 - Josh Lambo (4-4) at Jax.

Successful Onsides Kick
Eagles: 9/17/17 - J.Elliott kick recovered by T.Burton at KC (4th Q)
Opponent: 12/6/15 - S.Gostkowski kick recovered by R.Melvin at NE (4th Q)

Failed Onsides Kick Attempt
Eagles: 10/7/18 - J.Elliott kick recovered by A.Thielen vs. Min. (4th Q)
Opponent: 11/5/17 - B.McManus kick recovered by T.Burton vs. Den. (4th Q)

Touchdown off of Fake Field Goal
Eagles: 12/24/1989 - C.Carter 22-yard pass from R.Ruzek vs. Pho.
Opponent: 12/20/1998 - Holder E.Bjornson 7-yard run at Dal.

Touchdown off of Fake Punt
Eagles: 9/29/02 - B.Dawkins 57 yard pass from B.Mitchell vs. Hou.
Opponent: N/A

MOST SEASONS PLAYED

	Name	Seasons
1.	Chuck Bednarik (1949-1962)	14
2t.	Brian Dawkins (1996-2008)	13
	Harold Carmichael (1971-1983)	13
	Frank (Bucko) Kilroy (1943-1955)	13
	Vic Sears (1941-1953)	13
6.t	David Akers (1999-2010)	12
	Jerry Sisemore (1973-1984)	12
	Bobby Walston (1951-1962)	12

MOST CONSECUTIVE GAMES PLAYED

	Name	Games
1t.	Jon Dorenbos (2006-2016)	162
	Harold Carmichael (1972-1983)	162
3.	Randy Logan (1973-1983)	159
4.	Bobby Walston (1951-1962)	148
5.	Jon Runyan (2000-2008)	144
6.	Ken Clarke (1977-1987)	139
7.	Herman Edwards (1977-1985)	135
8.	Frank LeMaster (1974-1982)	129
9.	Sheldon Brown (2002-2009)	128
10.	Jerry Sisemore (1974-1982)	127

MOST REGULAR SEASON GAMES PLAYED

	Name	Pos	Years	Seasons	GP
1.	David Akers	K	1999-2010	12	188
2.	Brian Dawkins	FS	1996-2008	13	183
3.	Harold Carmichael	WR	1971-1983	13	180
4.	Brent Celek	TE	2007-2017	11	175
5.	Chuck Bednarik	C/LB	1949-1962	14	169
6.	Tra Thomas	T	1998-2008	11	166
7.	Jon Dorenbos	LS	2006-2016	11	162
8.	Randy Logan	S	1973-1983	11	159
9.	Guy Morriss	C	1973-1983	11	158
10.	Jerry Sisemore	T	1973-1984	12	156
11.	Trent Cole	DE/LB	2005-2014	10	155
12t.	Donovan McNabb	QB	1999-2009	11	148
	Ken Clarke	DT	1978-1987	10	148
	Bobby Walston	K/WR	1951-1962	12	148
15.	Jon Runyan	T	2000-2008	9	144
16.	Ron Jaworski	QB	1977-1986	10	142
17.	William Thomas	LB	1991-1999	9	140
18t.	Andre Waters	SS	1984-1993	10	137
	Wes Hopkins	FS	1983-1993	10	137
20.	Herman Edwards	DB	1977-1985	9	135

MOST GAMES PLAYED BY POSITION

Quarterbacks		Pos	Years	Seasons	GP
1.	Donovan McNabb	QB	1999-2009	11	148
2.	Ron Jaworski	QB	1977-1986	10	142
3.	Randall Cunningham	QB	1985-1995	11	122
4.	Norm Snead	QB	1964-1970	7	85
5.	Sonny Jurgensen	QB	1957-1963	7	83

Offensive Linemen		Pos	Years	Seasons	GP
1.	Chuck Bednarik	C/LB	1949-1962	14	169
2.	Tra Thomas	T	1998-2008	11	166
3.	Guy Morriss	C	1973-1983	11	158
4.	Jerry Sisemore	T	1973-1984	12	156
5.	Jon Runyan	T	2000-2008	9	144

WRs/TEs		Pos	Years	Seasons	GP
1.	Harold Carmichael	WR	1971-1983	13	180
2.	Brent Celek	TE	2007-2017	11	175
3.	Bobby Walston	K/WR	1951-1962	12	148
4.	Pete Retzlaff	E	1956-1966	11	132
5.	Charles Smith	WR	1974-1981	8	118

Running Backs		Pos	Years	Seasons	GP
1.	Tom Woodeshick	B	1963-1971	9	111
2.	Brian Westbrook	RB	2002-2009	8	107
3.	Keith Byars	RB	1986-1992	7	105
4.	Wilbert Montgomery	RB	1977-1984	8	100
5.	Duce Staley	RB	1997-2003	7	98

Defensive Linemen		Pos	Years	Seasons	GP
1.	Trent Cole	DE/LB	2005-2014	10	155
2.	Ken Clarke	DT	1978-1987	10	148
3.	Vic Sears	DT	1941-1953	12	131
4.	Hollis Thomas	DT	1996-2005	10	126
5.	Clyde Simmons	DE	1986-1993	8	124

Linebackers		Pos	Years	Seasons	GP
1.	Chuck Bednarik	C/LB	1949-1962	14	169
2.	William Thomas	LB	1991-1999	9	140
3.	John Bunting	LB	1972-1982	11	132
4.	Frank LeMaster	LB	1974-1982	9	129
5.	Seth Joyner	LB	1986-1993	8	120

Secondary		Pos	Years	Seasons	GP
1.	Brian Dawkins	FS	1996-2008	13	183
2.	Randy Logan	S	1973-1983	11	159
3t.	Andre Waters	SS	1984-1993	10	137
	Wes Hopkins	FS	1983-1993	10	137
5.	Herman Edwards	DB	1977-1985	9	135
6.	Nate Ramsey	DB	1963-1972	10	134
7.	Sheldon Brown	CB	2002-2009	8	128
8.	Quintin Mikell	S	2003-2010	8	123
9.	Bobby Taylor	CB	1995-2003	9	119
10t.	Troy Vincent	CB	1996-2003	8	118
	Brenard Wilson	S	1979-1986	8	118

Kickers		Pos	Years	Seasons	GP
1.	David Akers	K	1999-2010	12	188
2.	Bobby Walston	K/WR	1951-1962	12	148
3.	Sam Baker	K	1964-1969	6	82
4.	Tony Franklin	K	1979-1983	5	73
5.	Paul McFadden	K	1984-1987	4	60

Punters		Pos	Years	Seasons	GP
1.	Donnie Jones	P	2013-2017	5	80
2.	Max Runager	P	1979-83, 1989	6	72
3.	Sean Landeta	P	1999-02, 2005	5	65
4t.	Sav Rocca	P	2007-2010	4	64
	Jeff Feagles	P	1990-1993	4	64
	Tom Hutton	P	1995-1998	4	64

ALL-TIME LEADING SCORERS

	Player	Years	Games	TDs	XPM	XPA	FGM	FGA	2pt	Pts
1.	David Akers	1999-2010 (12)	188	0	441	447	294	357	0	1323
2.	Bobby Walston (WR/K)	1951-1962 (12)	148	46	365	383	80	157	0	881
3.	Sam Baker	1964-1969 (6)	82	0	205	213	90	153	0	475
4.	Harold Carmichael (WR)	1971-1983 (13)	180	79	0	0	0	0	0	474
5.	Steve Van Buren (B)	1944-1951 (8)	83	77	2	2	0	0	0	464
6.	Tony Franklin	1979-1983 (5)	73	0	172	182	80	128	0	412
7.	Brian Westbrook (RB)	2002-2009 (8)	107	68	0	0	0	0	1	410
8.	Tommy McDonald (FL)	1957-1963 (7)	88	67	0	0	0	0	0	402
9.	Paul McFadden	1984-1987 (4)	60	0	117	119	91	124	0	390
10.	Roger Ruzek	1989-1993 (5)	58	0	139	151	81	108	0	382
11.	Pete Pihos (E)	1947-1955 (9)	107	63	0	0	0	0	0	378
12.	Timmy Brown (B)	1960-1967 (8)	96	62	0	0	0	0	0	372
13.	Mike Quick (WR)	1982-1990 (9)	101	61	0	0	0	0	0	366
14.	Wilbert Montgomery (RB)	1977-1984 (8)	100	58	0	0	0	0	0	348
15.	Alex Henery	2011-2013 (3)	48	0	116	117	74	86	0	338
16.	LeSean McCoy (RB)	2009-2014 (6)	90	54	0	0	0	0	1	326
17.	Tom Dempsey	1971-1974 (4)	47	0	84	90	66	108	0	282
	Pete Retzlaff (E)	1956-1966 (11)	132	47	0	0	0	0	0	282
19.	Cliff Patton	1946-1950 (5)	52	0	160	166	28	61	0	244
20.	DeSean Jackson (WR)	2008-2013 (6)	87	39	0	0	0	0	0	234

MOST POINTS, SEASON

	Player	Year	TDs	XPM	XPA	FGM	FGA	2pt	Pts
1.	Cody Parkey	2014	0	54	54	32	36	0	150
2.	David Akers	2008	0	45	45	33	40	0	144
3.	David Akers	2010	0	47	47	32	38	0	143
4.	David Akers	2009	0	43	45	32	37	0	139
5.	Caleb Sturgis	2016	0	30	31	35	41	0	135
6.	David Akers	2002	0	43	43	30	34	0	133
7.	David Akers	2004	0	41	42	27	32	0	122
8.	David Akers	2000	0	34	36	29	33	0	121
9.	LeSean McCoy (RB)	2011	20	0	0	0	0	0	120
10.	Alex Henery	2011	0	46	46	24	27	0	118

Led NFL Led Conference

LONGEST FIELD GOALS

PLAYER	GAME	LG
1. Jake Elliott	**9/24/17 vs. Giants**	**61**
2. Tony Franklin	11/12/79 at Cowboys	59
3. David Akers	9/14/03 vs. Patriots	57
4. Jake Elliott	**11/11/18 vs. Cowboys**	**56**
5. Caleb Sturgis	10/30/16 at Cowboys	55
6. Cody Parkey	10/26/14 at Cardinals	54
Tom Dempsey	12/12/71 vs. StL Cardinals	54
8. Jake Elliott	**10/1/17 at LA Chargers**	**53**
Caleb Sturgis	9/19/16 at Bears	53
Caleb Sturgis	11/8/15 at Cowboys	53
David Akers	9/30/07 at Giants	53
David Akers	10/24/99 at Dolphins	53
Roger Ruzek	12/9/90 at Dolphins	53

ALL-TIME SCORING

TDs by rushing	1,032
TDs by reception	1,625
TDs by INT return	99
TDs by kickoff return	29
TDs by punt return	32
TDs by fumble return	80
TDs by blocked punt	11
FGs made	1,325

MOST TOUCHDOWNS, Career

	PLAYER	TDS
1.	Harold Carmichael (WR)	79
2.	Steve Van Buren (B)	77
3.	Brian Westbrook (RB)	68
4.	Tommy McDonald (FL)	67
5.	Pete Pihos (E)	63
6.	Timmy Brown (B)	62
7.	Mike Quick (WR)	61
8.	Wilbert Montgomery (RB)	58
9.	LeSean McCoy (RB)	54
10.	Pete Retzlaff (E)	47

MOST FGs MADE, Career

	PLAYER	FGM
1.	David Akers	294
2.	Paul McFadden	91
3.	Sam Baker	90
4.	Roger Ruzek	81
5.	Tony Franklin	80
	Bobby Walston (WR/K)	80
7.	Alex Henery	74
8.	Tom Dempsey	66
9.	Caleb Sturgis	56
10.	Gary Anderson	47

MOST FGAs, Career

	PLAYER	FGA
1.	David Akers	357
2.	Bobby Walston (WR/K)	157
3.	Sam Baker	153
4.	Tony Franklin	128
5.	Paul McFadden	124
6.	Roger Ruzek	108
	Tom Dempsey	108
8.	Alex Henery	86
9.	Caleb Sturgis	66
10.	Cliff Patton	61

MOST PATs MADE, Career

	PLAYER	XPM
1.	David Akers	441
2.	Bobby Walston (WR/K)	365
3.	Sam Baker	205
4.	Tony Franklin	172
5.	Cliff Patton	160
6.	Roger Ruzek	139
7.	Paul McFadden	117
8.	Alex Henery	116
9.	Roy Zimmerman	89
10.	Tom Dempsey	84

MOST PATs ATT., Career

	PLAYER	XPA
1.	David Akers	447
2.	Bobby Walston (WR/K)	383
3.	Sam Baker	213
4.	Tony Franklin	182
5.	Cliff Patton	166
6.	Roger Ruzek	151
7.	Paul McFadden	119
8.	Alex Henery	117
9	Roy Zimmerman	98
10.	Tom Dempsey	90

TOP SINGLE-GAME SCORING PERFORMANCES

MOST POINTS, Game

	PLAYER	GAME	PTS
1.	Bobby Walston (WR/K)	10/17/1954 at Redskins	25
2.	Brian Westbrook (RB)	11/27/2008 vs. Cardinals	24
	Irving Fryar (WR)	10/20/1996 vs. Dolphins	24
	Wilbert Montgomery (RB)	10/7/1979 vs. Redskins	24
	Wilbert Montgomery (RB)	9/10/1978 at Redskins	24
	Ben Hawkins (FL)	9/28/1969 vs. Steelers	24
	Tommy McDonald (FL)	10/4/1959 vs. Giants	24
	Clarence Peaks (B)	11/16/1958 vs. Chi. Cardinals	24

MOST TOUCHDOWNS, Game

	PLAYER	GAME	TDS
1.	Brian Westbrook (RB)	11/27/2008 vs. Cardinals	4
	Irving Fryar (WR)	10/20/1996 vs. Dolphins	4
	Wilbert Montgomery (RB)	10/7/1979 vs. Redskins	4
	Wilbert Montgomery (RB)	9/10/1978 at Redskins	4
	Ben Hawkins (FL)	9/28/1969 vs. Steelers	4
	Tommy McDonald (FL)	10/4/1959 vs. Giants	4
	Clarence Peaks (B)	11/16/1958 vs. Chi. Cardinals	4

MOST FIELD GOALS MADE, Game

	PLAYER	GAME	FGM
1.	Tom Dempsey	11/12/1972 at Houston Oilers	6
2.	Cody Parkey	11/23/2014 vs. Titans	5
	Alex Henery	10/6/2013 at Giants	5
	David Akers	11/18/2001 at Cowboys	5
	Gary Anderson	12/22/1996 vs. Ari. Cardinals	5
	Gary Anderson	10/1/1995 at Saints	5

MOST FIELD GOALS ATTEMPTED, Game

	PLAYER	GAME	FGA
1.	Tom Dempsey	11/12/1972 at Houston Oilers	7
	Sam Baker	12/5/1965 vs. Cowboys	7
3.	Cody Parkey	11/23/2014 vs. Titans	6
	David Akers	10/3/2004 at Bears	6
	Tom Dempsey	10/7/1973 at Bills	6

MOST CONSECUTIVE FIELD GOALS MADE

	PLAYER (YEARS)	FGs
1.	Alex Henery (2012)	22
2.	Caleb Sturgis (2016)	18
3.	Cody Parkey (2014)	17
	Alex Henery (2011-12) (16 in 2011, 1 in 2012)	17
	David Akers (2009)	17
	David Akers (2001)	17
7.	David Akers (2008)	15
	David Akers (2004)	15
9.	David Akers (2003)	13
	David Akers (1999-2000) (1 in 1999, 12 in 2000)	13

MOST TOUCHDOWNS, Season

	PLAYER (YEAR)	TDS
1.	LeSean McCoy (2011)	20
2.	Steve Van Buren (1945)	18
3.	Brian Westbrook (2008)	14
	Terrell Owens (2004)	14
	Wilbert Montgomery (1979)	14
	Steve Van Buren (1947)	14

MOST FGs MADE, Season

	PLAYER (YEAR)	FGM
1.	Caleb Sturgis (2016)	35
2.	David Akers (2008)	33
3.	Cody Parkey (2014)	32
	David Akers (2010)	32
	David Akers (2009)	32

MOST FGA, Season

	PLAYER (YEAR)	FGA
1.	Caleb Sturgis (2016)	41
2.	David Akers (2008)	40
	Tom Dempsey (1973)	40
4.	David Akers (2010)	38
5.	David Akers (2009)	37
	Paul McFadden (1984)	37

MOST PATs ATTEMPTED, Season

	PLAYER (YEAR)	XPA
1.	Cody Parkey (2014)	54
2.	Cliff Patton (1948)	50
3.	(4 times) last by David Akers (2006)	48

MOST PATs MADE, Season

	PLAYER (YEAR)	XPM
1.	Cody Parkey (2014)	54
2.	Cliff Patton (1948)	50
3.	David Akers (2006)	48
	Tony Franklin (1980)	48
5.	David Akers (2010)	47

MOST CONSECUTIVE GAMES WITH A TD

	PLAYER (YEAR)	GAMES
1.	LeSean McCoy (2011)	9
2.	Steve Van Buren (1947)	8
3.	(5 times) last by Ricky Watters (1995)	6

MOST CONSECUTIVE PATs MADE

	PLAYER (YEARS)	XPM
1.	David Akers (2004-2009)	173
2.	David Akers (2001-04)	153
3.	Cliff Patton (1947-49)	84

ALL-TIME LEADING PASSERS

	Player	Years	Gm	Att	Cmp	Pct	Yds	TD	INT	Lg	QB Rat	INT Pct
1.	Donovan McNabb	1999-2009 (11)	148	4,746	2,801	59.0	32,873	216	100	91t	86.5	2.1
2.	Ron Jaworski	1977-86 (10)	142	3,918	2,088	53.3	26,963	175	151	99t	74.0	3.9
3.	Randall Cunningham	1985-95 (11)	122	3,362	1,874	55.7	22,877	150	105	95t	78.7	3.1
4.	Norm Snead	1964-70 (7)	85	2,236	1,154	51.6	15,672	111	124	87t	67.7	5.5
5.	Tommy Thompson	1941-50 (8)	88	1,396	723	51.8	10,240	90	100	75t	67.4	7.2
6.	Michael Vick	2009-13 (5)	54	1,300	773	59.5	9,984	57	33	91t	87.7	2.5
7.	**Carson Wentz**	**2016-18 (3)**	**39**	**1,416**	**901**	**63.6**	**9,924**	**67**	**28**	**73t**	**91.8**	**2.0**
8.	Sonny Jurgensen	1957-63 (7)	83	1,107	602	54.4	9,639	76	73	84	79.1	6.6
9.	Bobby Thomason	1952-57 (6)	68	1,113	556	50.0	8,124	57	80	67t	61.2	7.2
10.	**Nick Foles**	**2012-14, 17-18 (5)**	**37**	**1,076**	**661**	**61.4**	**7,741**	**52**	**20**	**68t**	**91.6**	**1.9**
11.	Norm Van Brocklin	1958-60 (3)	36	998	542	54.3	7,497	55	51	91t	75.7	5.1
12.	Roman Gabriel	1973-77 (5)	53	1,185	661	55.8	7,221	47	37	80t	74.2	3.1
13.	Adrian Burk	1951-56 (6)	70	960	457	47.6	6,203	55	77	84t	54.4	8.0
14.	Rodney Peete	1995-98 (4)	30	756	434	57.4	4,945	17	27	62	69.8	3.6
15.	Ty Detmer	1996-97 (2)	21	645	372	57.7	4,478	22	19	57	78.2	2.9
16.	King Hill	1961-68 (8)	71	635	325	51.2	4,308	29	51	92t	54.8	8.0
17.	Sam Bradford	2015 (1)	14	532	346	65.0	3,725	19	14	78t	86.4	2.6
18.	Roy Zimmerman	1943-46 (4)	41	435	190	43.7	3,219	30	43	75t	52.7	9.9
19.	Mark Sanchez	2014-15 (2)	13	400	257	64.3	3,034	18	15	72	86.6	3.8
20.	Pete Liske	1971-72 (2)	28	407	214	52.6	2,930	14	22	69t	64.8	5.4

MOST TD PASSES, Career

	PLAYER	TDs
1.	Donovan McNabb	216
2.	Ron Jaworski	175
3.	Randall Cunningham	150
4.	Norm Snead	111
5.	Tommy Thompson	90
6.	Sonny Jurgensen	76
7.	**Carson Wentz**	**67**
8t.	Michael Vick	57
	Bobby Thomason	57
10t.	Norm Van Brocklin	55
	Adrian Burk	55

MOST ATTEMPTS, Career

	PLAYER	ATTs
1.	Donovan McNabb	4,746
2.	Ron Jaworski	3,918
3.	Randall Cunningham	3,362
4.	Norm Snead	2,236
5.	**Carson Wentz**	**1,416**
6.	Tommy Thompson	1,396
7.	Michael Vick	1,300
8.	Roman Gabriel	1,185
9.	Bobby Thomason	1,113
10.	Sonny Jurgensen	1,107

MOST COMPLETIONS, Career

	PLAYER	COMPs
1.	Donovan McNabb	2,801
2.	Ron Jaworski	2,088
3.	Randall Cunningham	1,874
4.	Norm Snead	1,154
5.	**Carson Wentz**	**901**
6.	Michael Vick	773
7.	Tommy Thompson	723
8t.	Roman Gabriel	661
	Nick Foles	**661**
10.	Sonny Jurgensen	602

BEST COMP. PCT., Career

	PLAYER	COMP%
1.	Sam Bradford	65.0
2.	**Carson Wentz**	**63.6**
3.	**Nick Foles**	**61.4**
4.	Michael Vick	59.5
5.	Donovan McNabb	59.0
6.	Ty Detmer	57.7
7.	Rodney Peete	57.4
8.	Roman Gabriel	55.8
9.	Randall Cunningham	55.7
10.	Sonny Jurgensen	54.4

(min. 500 attempts)

BEST QB RATING, Career

	PLAYER	QB RATING
1.	**Carson Wentz**	**91.8**
2.	**Nick Foles**	**91.6**
3.	Michael Vick	87.7
4.	Donovan McNabb	86.5
5.	Sam Bradford	86.4
6.	Sonny Jurgensen	79.1
7.	Randall Cunningham	78.7
8.	Ty Detmer	78.2
9.	Norm Van Brocklin	75.7
10.	Roman Gabriel	74.2

(min. 500 attempts)

MOST INTs, Career

	PLAYER	INTs
1.	Ron Jaworski	151
2.	Norm Snead	124
3.	Randall Cunningham	105
4.	Donovan McNabb	100
	Tommy Thompson	100
6.	Bobby Thomason	80
7.	Adrian Burk	77
8.	Sonny Jurgensen	73
9.	King Hill	51
	Norm Van Brocklin	51

MOST PASSING YARDS, SEASON

Player	Year	Att	Cmp	Pct	Yds	TD	INT	Lg	QB Rat	INT Pct
1. Donovan McNabb	2008	571	345	60.4	3,916	23	11	90t	86.4	1.9
2. Donovan McNabb	2004	469	300	64.0	3,875	31	8	80	104.7	1.7
3. Randall Cunningham	1988	560	301	53.8	3,808	24	16	80t	77.6	2.9
4. Carson Wentz (rookie)	**2016**	**607**	**379**	**62.4**	**3,782**	**16**	**14**	**73t**	**79.3**	**2.3**
5. Sam Bradford	2015	532	346	65.0	3,725	19	14	78t	86.4	2.6
6. Sonny Jurgensen	1961	416	235	56.5	3,723	32	24	69	88.1	5.8
7. Donovan McNabb	2009	443	267	60.3	3,553	22	10	60t	92.9	2.3
8. Ron Jaworski	1980	451	257	57.0	3,529	27	12	56t	91.0	2.7
9. Randall Cunningham	1990	465	271	58.3	3,466	30	13	95t	91.6	2.8
10. Ron Jaworski	1985	484	255	52.7	3,450	17	20	99t	70.2	4.1

Led NFL Led Conference

MOST ATTEMPTS, Season

	PLAYER (YEAR)	ATT
1.	**Carson Wentz (2016)**	**607**
2.	Donovan McNabb (2008)	571
3.	Donovan McNabb (2000)	569
4.	Randall Cunningham (1988)	560
5.	Sam Bradford (2015)	532
	Randall Cunningham (1989)	532

MOST COMPLETIONS, Season

	PLAYER (YEAR)	COMP
1.	**Carson Wentz (2016)**	**379**
2.	Sam Bradford (2015)	346
3.	Donovan McNabb (2008)	345
4.	Donovan McNabb (2000)	330
5.	Randall Cunningham (1988)	301

MOST TD PASSES, Season

	PLAYER (YEAR)	TDs
1.	**Carson Wentz (2017)**	**33**
2.	Sonny Jurgensen (1961)	32
3.	Donovan McNabb (2004)	31
4.	Randall Cunningham (1990)	30
5.	Norm Snead (1967)	29

BEST COMPLETION PERCENTAGE, Season

	PLAYER (YEAR)	COMP%
1.	**Carson Wentz (2018)**	**69.65**
2.	Sam Bradford (2015)	65.03
3.	Mark Sanchez (2014)	64.08
4.	**Nick Foles (2013)**	**64.04**
5.	Donovan McNabb (2004)	63.97
6.	Michael Vick (2010)	62.63

(min. 250 attempts)

BEST QB RATING, Season

	PLAYER (YEAR)	QB RATING
1.	**Nick Foles (2013)**	**119.2**
2.	Donovan McNabb (2004)	104.7
3.	**Carson Wentz (2017)**	**101.9**
4.	**Carson Wentz (2018)**	**100.6**
5.	Michael Vick (2010)	100.2
6.	Donovan McNabb (2006)	95.5
7.	Donovan McNabb (2009)	92.9

(min. 250 attempts)

FEWEST INTERCEPTIONS, Season

	PLAYER (YEAR)	INTs
1.	**Nick Foles (2013, 317)**	**2**
2.	**Nick Foles (2012, 265)**	**5**
	Bubby Brister (1993, 309)	5
4.	Michael Vick (2010, 372)	6
	Donovan McNabb (2002, 361)	6
	Donovan McNabb (2006, 316)	6

(min. 250 attempts)

LOWEST INT PERCENTAGE, Season

	PLAYER (YEAR)	PCT
1.	**Nick Foles (2013, 2-317)**	**0.63**
2.	Donovan McNabb (2007, 7-473)	1.48
3.	**Carson Wentz (2017, 7-440)**	**1.59**
4.	Michael Vick (2010, 6-372)	1.61
5.	Bubby Brister (1993, 5-309)	1.61
6.	Donovan McNabb (2002, 6-361)	1.66

(min. 250 attempts)

MOST INTERCEPTIONS, Season

	PLAYER (YEAR)	INTs
1.	Sonny Jurgensen (1962)	26
2.	Norm Snead (1967)	24
	Sonny Jurgenson (1961)	24
4.	Norm Snead (1969)	23
	Adrian Burk (1951)	23

TOP SINGLE-GAME PASSING PERFORMANCES

MOST YARDS, Game

	PLAYER	GAME	YARDS
1.	Donovan McNabb	12/5/2004 vs. Packers	464
2.	Donovan McNabb	11/15/2009 at Chargers	450
3.	Randall Cunningham	9/17/1989 vs. at Redskins	447
4.	Bobby Thomason	11/8/1953 vs. Giants	437
5.	Sonny Jurgensen	10/29/1961 at Redskins	436
6t.	**Nick Foles**	**12/15/2013 at Vikings**	**428**
	Michael Vick	9/15/2013 vs. Chargers	428
8.	Sonny Jurgensen	12/16/1962 at StL Cardinals	419
9.	Michael Vick	10/2/2011 vs. 49ers	416
10.	**Nick Foles**	**10/26/2014 at Cardinals**	**411**

MOST TD PASSES, Game

	PLAYER	GAME	TDs
1t.	**Nick Foles**	**11/3/2013 at Raiders**	***7**
	Adrian Burk	10/17/1954 at Redskins	*7
3t.	Donovan McNabb	9/18/2005 vs. 49ers	5
	Donovan McNabb	12/5/2004 vs. Packers	5
	Randall Cunningham	9/17/1989 vs. at Redskins	5
	Norm Snead	9/28/1969 vs. Steelers	5
	Sonny Jurgensen	12/16/1962 at StL Cardinals	5
	Sonny Jurgensen	11/26/1961 vs. Cowboys	5
	Adrian Burk	11/28/1954 vs. Redskins	5

* NFL Record

MOST ATTEMPTS, Game

	PLAYER	GAME	ATT
1t.	**Nick Foles**	**10/26/2014 at Cardinals**	**62**
	Randall Cunningham	10/2/1989 at Bears	62
3t.	**Carson Wentz**	**12/4/2016 at Bengals**	**60**
	Davey O'Brien	12/1/1940 at Redskins	60
5.	Donovan McNabb	11/16/2008 at Bengals	58

MOST COMPLETIONS, Game

	PLAYER	GAME	COMP
1t.	Sam Bradford	12/26/2015 vs Redskins	37
	Mark Sanchez	12/20/2014 at Redskins	37
3t.	**Carson Wentz**	**12/4/2016 at Bengals**	**36**
	Sam Bradford	9/14/2015 at Falcons	36
	Nick Foles	**10/26/2014 at Cardinals**	**36**

BEST COMPLETION PERCENTAGE, Game

	PLAYER	GAME	COMP-ATT	PCT
1.	**Nick Foles**	**12/22/2013 vs. Bears**	**21-25**	**84.0**
2.	Rodney Peete	9/15/1996 vs. Lions	25-30	83.3
3t.	**Nate Sudfeld**	**12/31/2017 vs. Cowboys**	**19-23**	**82.6**
	Jeff Garcia	11/26/2006 at Colts	19-23	82.6
5.	**Carson Wentz**	**10/21/2018 vs. Panthers**	**30-37**	**81.1**

MOST INTERCEPTIONS, Game

	PLAYER	GAME	INTs
1t.	Pete Liske	9/26/1971 vs. Cowboys	6
	Bobby Thomason	10/21/1956 vs. Chi. Cardinals	6

LONGEST PASSING PLAYS

	PLAYER (GAME)	YARDS
1.	Ron Jaworski to Mike Quick (11/10/1985 vs. Falcons)	99t*
2.	Randall Cunningham to Fred Barnett (12/2/1990 at Bills)	95t
3.	Randall Cunningham to Herschel Walker (9/4/1994 at Giants)	93
4.	King Hill to Ben Hawkins (9/22/1968 vs. Giants)	92t
5.	Michael Vick to DeSean Jackson (12/12/2010 at Cowboys)	91t
	Donovan McNabb to Terrell Owens (10/30/2005 at Broncos)	91t
	Norm Van Brocklin to T. McDonald (10/5/1958 vs. Giants)	91t
8.	Donovan McNabb to Hank Baskett (9/7/2008 vs. Rams)	90t
	Ron Jaworski to Mike Quick (10/28/1984 vs. StL Cardinals)	90t
10.	A.J. Feeley to Hank Baskett (12/31/2006 vs. Falcons)	89t

* NFL Record

MOST CONSECUTIVE COMPLETIONS

PLAYER	GAME(S)	COMP
1. Donovan McNabb	last 10, 11/28/2004 at NYG & first 14, 12/5/2004 vs. Packers	24
2. Donovan McNabb	9/23/2007 vs. Lions	18
3t.Carson Wentz	**10/21/2018 vs. Panthers**	**15**
Donovan McNabb	9/21/2008 vs. Steelers	*15
4. Donovan McNabb	10/23/2005 vs. Chargers	14
5t.Donovan McNabb	11/2/2008 at Seahawks	13
	last 12, 11/16/2003 vs. Giants & first 1, 11/23/2003 vs. Saints	13
Bobby Hoying	11/16/1997 at Ravens	13

*Most consecutive pass completions to start a game

ALL-TIME LEADING RUSHERS

	PLAYER	YEARS	GM	ATT	YARDS	AVG	LG	TDs
1.	LeSean McCoy	2009-2014 (6)	90	1,461	6,792	4.6	66t	44
2.	Wilbert Montgomery	1977-1984 (8)	100	1,465	6,538	4.5	90t	45
3.	Brian Westbrook	2002-2009 (8)	107	1,308	5,995	4.6	71t	37
4.	Steve Van Buren	1944-1951 (8)	83	1,320	5,860	4.4	70t	69
5.	Duce Staley	1997-2003 (7)	98	1,200	4,807	4.0	64t	22
6.	Randall Cunningham (QB)	1985-1995 (11)	122	677	4,482	6.6	52t	32
7.	Ricky Watters	1995-1997 (3)	48	975	3,794	3.9	57	31
8.	Timmy Brown	1960-1967 (8)	96	850	3,703	4.4	61t	29
9.	Tom Woodeshick	1963-1971 (9)	111	831	3,563	4.3	57t	21
10.	Donovan McNabb (QB)	1999-2009 (11)	148	573	3,249	5.7	54	28
11.	Tom Sullivan	1972-1977 (6)	80	871	3,135	3.6	37	17
12.	Clarence Peaks	1957-1963 (7)	83	786	2,927	3.7	57	19
13.	Keith Byars	1986-1992 (7)	105	750	2,672	3.6	52	17
14.	Billy Barnes	1957-1961 (5)	60	689	2,391	3.5	70t	20
15.	Herschel Walker	1992-1994 (3)	48	554	2,344	4.2	91t	14
16.	Anthony Toney (FB)	1986-1990 (5)	67	639	2,294	3.6	44	14
17.	Charlie Garner	1994-1998 (5)	66	495	2,261	4.6	55t	17
18.	Correll Buckhalter	2001-2008 (8)	74	476	2,155	4.5	64t	18
19.	Heath Sherman	1989-1993 (5)	76	537	2,130	4.0	37	10
20.	Michael Vick	2009-2013 (5)	54	298	1,998	6.7	61	15

MOST RUSHING YARDS, SEASON

	PLAYER	YEAR	ATT	YARDS	AVG	LG	TDs
1.	LeSean McCoy	2013	314	1,607	5.1	57t	9
2.	Wilbert Montgomery	1979	338	1,512	4.5	62t	9
3.	Ricky Watters	1996	353	1,411	4.0	56t	13
4.	Wilbert Montgomery	1981	286	1,402	4.9	41	8
5.	Brian Westbrook	2007	278	1,333	4.8	36	7
6.	LeSean McCoy	2014	312	1,319	4.2	53	5
7.	LeSean McCoy	2011	273	1,309	4.8	60	17
8.	Duce Staley	1999	325	1,273	3.9	29	4
	Ricky Watters	1995	337	1,273	3.8	57	11
10.	Wilbert Montgomery	1978	259	1,220	4.7	47	9
11.	Brian Westbrook	2006	240	1,217	5.1	71t	7
12.	Steve Van Buren	1949	263	1,146	4.4	41	11
13.	Ricky Watters	1997	285	1,110	3.9	28	7
14.	LeSean McCoy	2010	207	1,080	5.2	62	7
15.	Herschel Walker	1992	267	1,070	4.0	38	8
16.	Duce Staley	1998	258	1,065	4.1	64t	5
17.	Duce Staley	2002	269	1,029	3.8	57	5
18.	Earnest Jackson	1985	282	1,028	3.6	59	5
19.	Steve Van Buren	1947	217	1,008	4.6	45	13

(Led NFL) [Led Conference]

MOST ATTEMPTS, Career

	PLAYER	ATT
1.	Wilbert Montgomery	1,465
2.	LeSean McCoy	1,461
3.	Steve Van Buren	1,320
4.	Brian Westbrook	1,308
5.	Duce Staley	1,200
6.	Ricky Watters	975
7.	Tom Sullivan	871
8.	Timmy Brown	850
9.	Tom Woodeshick	831
10.	Clarence Peaks	786

MOST TOUCHDOWNS, Career

	PLAYER	TDs
1.	Steve Van Buren	69
2.	Wilbert Montgomery	45
3.	LeSean McCoy	44
4.	Brian Westbrook	37
5.	Randall Cunningham (QB)	32
6.	Ricky Watters	31
7.	Timmy Brown	29
8.	Donovan McNabb (QB)	28
9.	Duce Staley	22
10.	Tom Woodeshick	21

BEST RUSHING AVG, Career

	PLAYER	AVG
1.	Randall Cunningham (QB)	6.62
2.	Donovan McNabb (QB)	5.67
3.	LeSean McCoy	4.65
4.	Brian Westbrook	4.58
5.	Charlie Garner	4.57
6.	Correll Buckhalter	4.53
7.	Wilbert Montgomery	4.46
8.	Steve Van Buren	4.44
9.	Timmy Brown	4.36
10.	Tom Woodeshick	4.29

(min. 400 attempts)

LONGEST RUSHING PLAYS

	PLAYER (GAME)	YARDS
1.	Herschel Walker (11/27/94 at Falcons)	91t
2.	Wilbert Montgomery (12/19/82 vs. Oilers)	90t
3.	Brian Mitchell (10/1/00 vs. Falcons)	85t
4.	Swede Hanson (9/16/34 at Packers)	81t
5.	Leroy Harris (11/25/79 at Packers)	80
6.	Bosh Pritchard (10/23/49 vs. Redskins)	77t
7.	Herman Hunter (11/24/85 at Cowboys)	74t
8.	Wilbert Montgomery (9/14/80 at Vikings)	72t
9.	**Jay Ajayi (11/19/17 at Cowboys)**	**71**
	Brian Westbrook (9/24/06 at 49ers)	71t
	John Brewer (10/4/52 vs. Giants)	71t

TOP SINGLE-GAME RUSHING PERFORMANCES

MOST YARDS, Game

	PLAYER	GAME	YARDS
1.	LeSean McCoy	12/8/2013 vs. Lions	217
2.	Steve Van Buren	11/27/1949 vs. Steelers	205
3.	Duce Staley	9/3/2000 at Cowboys	201
4.	Wilbert Montgomery	11/4/1979 vs. Browns	197
5.	Steve Van Buren	12/18/1949 at Rams	196
6.	Wilbert Montgomery	1/11/1981 vs. Cowboys	194
7.	Swede Hanson	11/6/1934 vs. Cin. Reds	190
8.	Timmy Brown	11/7/1965 at Browns	186
9.	LeSean McCoy	10/30/2011 vs. Cowboys	185
10.	LeSean McCoy	9/9/2013 at Redskins	184

MOST ATTEMPTS, Game

	PLAYER	GAME	ATT
1.	Heath Sherman	10/6/1991 at Buccaneers	35
	Heath Sherman	11/12/1990 vs. Redskins	35
	Steve Van Buren	11/20/1949 vs. NY Bulldogs	35
4.	Earnest Jackson	11/17/1985 at StL Cardinals	34
5.	Brian Westbrook	12/7/2008 at Giants	33
	Ricky Watters	12/10/1995 vs. Cowboys	33
	Steve Van Buren	10/3/1949 at Lions	33

MOST TOUCHDOWNS, Game

	PLAYER	GAME	TDs
1.	LeSean McCoy	12/18/2011 vs. Jets	3
	LeSean McCoy	9/19/2010 at Lions	3
	Charlie Garner	10/8/1995 vs. Redskins	3
	Wilbert Montgomery	12/19/1982 vs. Houston Oilers	3
	Wilbert Montgomery	10/7/1979 vs. Redskins	3
	Wilbert Montgomery	9/10/1978 at Redskins	3
	Tom Sullivan	10/13/1974 vs. Giants	3
	Clarence Peaks	11/16/1958 vs. Chi. Cardinals	3
	Steve Van Buren	10/17/1948 at Redskins	3
	Steve Van Buren	12/14/1947 vs. Packers	3
	Steve Van Buren	12/9/1945 vs. Boston Yanks	3

MOST ATTEMPTS, Season

	PLAYER (YEAR)	ATT
1.	Ricky Watters (1996)	353
2.	Wilbert Montgomery (1979)	338
3.	Ricky Watters (1995)	337
4.	Duce Staley (1999)	325
5.	LeSean McCoy (2013)	314

MOST TOUCHDOWNS, Season

	PLAYER (YEAR)	TDs
1.	LeSean McCoy (2011)	17
2.	Steve Van Buren (1945)	15
3.	Ricky Watters (1996)	13
	Steve Van Buren (1947)	13
5.	(three times) last by Ricky Watters (1995)	11

CONSECUTIVE GAMES WITH RUSHING TD

	PLAYER (YEAR)	TDs
1.	Steve Van Buren (1947)	8
2.	Ricky Watters (1995)	6
3.	Steve Van Buren (1948)	5
	LeSean McCoy (2011)	5
5.	(many times) last by Michael Vick (2010)	4

MOST 100-YARD GAMES, Season

	PLAYER (YEAR)	GAMES
1.	Wilbert Montgomery (1981)	8
2.	LeSean McCoy (2013)	7
	Wilbert Montgomery (1979)	7
4.	LeSean McCoy (2011)	6
	Brian Westbrook (2007)	6
	Brian Westbrook (2006)	6
	Ricky Watters (1996)	6
	Wilbert Montgomery (1978)	6

(regular season only)

CONSECUTIVE 100-YARD RUSHING GAMES

	PLAYER (YEAR)	GAMES
1.	Steve Van Buren (1948)	4
2.	Brian Westbrook (2006)	3
	Wilbert Montgomery (1981)	3
	Wilbert Montgomery (1979)	3
	Wilbert Montgomery (1978)	3

ALL-TIME LEADING RECEIVERS

	PLAYER	YEARS	GM	REC	YARDS	AVG	LG	TDs
1.	Harold Carmichael	1971-1983 (13)	180	589	8,978	15.2	85t	79
2.	Pete Retzlaff (TE)	1956-1966 (11)	132	452	7,412	16.4	84	47
3.	Brian Westbrook (RB)	2002-2009 (8)	107	426	3,790	8.9	62	29
4.	**Zach Ertz (TE)**	**2013-2018 (6)**	**87**	**414**	**4,642**	**11.2**	**60**	**27**
5.	Brent Celek (TE)	2007-2017 (11)	175	398	4,998	12.6	73	31
6.	Pete Pihos (E)	1947-1955 (9)	107	373	5,619	15.1	66t	61
7.	Keith Byars (RB)	1986-1992 (7)	105	371	3,532	9.5	60	13
8.	Mike Quick	1982-1990 (9)	101	363	6,464	17.8	99t	61
9.	DeSean Jackson	2008-2013 (6)	87	356	6,117	17.2	91t	32
10.	Jeremy Maclin	2009-2014 (6)	75	343	4,771	13.9	83t	36
11.	Bobby Walston (WR/K)	1951-1962 (12)	148	311	5,363	17.2	75t	46
12.	Fred Barnett	1990-1995 (6)	81	308	4,634	15.0	95t	28
13.	LeSean McCoy (RB)	2009-2014 (6)	90	300	2,282	7.6	70	10
14.	Jason Avant	2006-2013 (8)	116	297	3,646	12.3	58	12
15.	Calvin Williams	1990-1996 (7)	93	295	3,840	13.0	80t	34
16.	Tommy McDonald (FL)	1957-1963 (7)	88	287	5,499	19.2	91t	66
17.	Duce Staley (RB)	1997-2003 (7)	98	275	2,498	9.1	52t	10
18.	Wilbert Montgomery (RB)	1977-1984 (8)	100	266	2,447	9.2	53t	12
19.	Ben Hawkins (FL)	1966-1973 (8)	102	261	4,764	18.3	92t	32
20.	**Jordan Matthews (WR)**	**2014-16, 2018 (4)**	**56**	**242**	**2,954**	**12.2**	**78t**	**21**

MOST RECEIVING YARDS, Career

	PLAYER	YARDS
1.	Harold Carmichael	8,978
2.	Pete Retzlaff (E)	7,412
3.	Mike Quick	6,464
4.	DeSean Jackson	6,117
5.	Pete Pihos (E)	5,619
6.	Tommy McDonald (FL)	5,499
7.	Bobby Walston (WR/K)	5,363
8.	Brent Celek	4,998
9.	Jeremy Maclin	4,771
10.	Ben Hawkins (FL)	4,764
11.	**Zach Ertz**	**4,642**
12.	Fred Barnett	4,634
13.	Calvin Williams	3,840
14.	Brian Westbrook	3,790
15.	Jason Avant	3,646
16.	Keith Byars	3,532
17.	Harold Jackson	3,493
18.	Charlie Smith	3,349
19.	Timmy Brown	3,346
20.	Irving Fryar	3,067

MOST TOUCHDOWNS, Career

	PLAYER	TDs
1.	Harold Carmichael	79
2.	Tommy McDonald (FL)	66
3.	Mike Quick	61
	Pete Pihos (E)	61
5.	Pete Retzlaff (E)	47
6.	Bobby Walston (WR/K)	46
7.	Jeremy Maclin	36
8.	Calvin Williams	34
9.	DeSean Jackson	32
	Ben Hawkins (FL)	32

MOST RECEIVING YARDS, Season

	PLAYER (YEAR)	YARDS
1.	Mike Quick (1983)	1,409
2.	DeSean Jackson (2013)	1,332
3.	Jeremy Maclin (2014)	1,318
4.	Irving Fryar (1997)	1,316
5.	Ben Hawkins (1967)	1,265
6.	Mike Quick (1985)	1,247
7.	Terrell Owens (2004)	1,200
8.	Irving Fryar (1996)	1,195
9.	Pete Retzlaff (1965)	1,190
10.	DeSean Jackson (2009)	1,156
11.	Tommy McDonald (1962)	1,146
12.	Tommy McDonald (1961)	1,144
13.	Fred Barnett (1994)	1,127
14.	Harold Carmichael (1973)	1,116
	Harold Jackson (1969)	1,116
16.	Kevin Curtis (2007)	1,110
17.	Fred Barnett (1992)	1,083
18.	Harold Carmichael (1978)	1,072
19.	DeSean Jackson (2010)	1,056
20.	Mike Quick (1984)	1,052
21.	Pete Pihos (1953)	1,049
22.	Harold Jackson (1972)	1,048
23.	Harold Carmichael (1981)	1,028

MOST RECEPTIONS, SEASON

	PLAYER	YEAR	REC	YDS	AVG	LG	TDs
1.	**Zach Ertz (TE)**	**2018**	**93**	**978**	**10.5**	**34**	**6**
2.	Brian Westbrook (RB)	2007	90	771	8.6	57t	5
3.	Irving Fryar	1996	88	1,195	13.6	42	11
4.	Irving Fryar	1997	86	1,316	15.3	72t	6
5.	**Jordan Matthews**	**2015**	**85**	**997**	**11.7**	**78t**	**8**
	Jeremy Maclin	2014	85	1,318	15.5	72	10
7.	DeSean Jackson	2013	82	1,332	16.2	61t	9
8.	Keith Byars (RB)	1990	81	819	10.1	54	3
	Keith Jackson (TE)	1988	81	869	10.7	41	6
10.	**Zach Ertz (TE)**	**2016**	**78**	**816**	**10.5**	**30**	**4**
	LeSean McCoy (RB)	2010	78	592	7.6	40	2
	Fred Barnett	1994	78	1,127	14.4	54	5

Led NFL Led Conference

TOP SINGLE-GAME RECEIVING PERFORMANCES

MOST YARDS, Game

	PLAYER	GAME	YARDS
1.	Tommy McDonald (FL)	12/10/1961 vs. Giants	237
2.	Kevin Curtis (WR)	9/23/2007 vs. Lions	221
3.	DeSean Jackson (WR)	12/12/2010 at Cowboys	210
4.	Pete Retzlaff (E)	11/14/1965 vs. Redskins	204
5.	Bud Grant (E)	12/7/1952 vs. Dallas Texans	203
6.	Timmy Brown (B)	12/16/1962 at StL Cardinals	199
7.	Ben Hawkins (FL)	10/22/1967 at StL Cardinals	197
8.	DeSean Jackson (WR)	12/15/2013 at Vikings	195
9.	Harold Jackson (WR)	10/11/1970 at Giants	194
10.	DeSean Jackson (WR)	9/15/2013 vs. Chargers	193
	Fred Barnett (WR)	9/13/1992 at Pho. Cardinals	193

MOST RECEPTIONS, Game

	PLAYER	GAME	REC
1.	**Zach Ertz (TE)**	**12/20/2014 at Redskins**	**15**
2.	**Zach Ertz (TE)**	**11/11/2018 vs. Cowboys**	**14**
	Brian Westbrook (RB)	11/4/2007 vs. Cowboys	14
	Don Looney (E)	12/1/1940 at Redskins	14
5.	**Zach Ertz (TE)**	**1/1/17 vs. Cowboys**	**13**
	Zach Ertz (TE)	**12/26/2015 vs. Redskins**	**13**
	Jeremy Maclin (WR)	9/18/2011 at Falcons	13
8.	Jeremy Maclin (WR)	10/26/2014 at Cardinals	12
	LeSean McCoy (RB)	10/3/2010 vs. Redskins	12
	Brian Westbrook (RB)	11/19/2006 vs. Titans	12
	Keith Byars (RB)	9/30/1990 vs. Colts	12
	Keith Jackson (TE)	11/19/1989 vs. Vikings	12
	Keith Jackson (TE)	9/17/1989 at Redkins	12
	John Spagnola (TE)	10/6/1985 at Saints	12
	Harold Carmichael (WR)	10/14/1973 at StL Cardinals	12

MOST TOUCHDOWNS, Game

	PLAYER	GAME	TDS
1.	Irving Fryar	10/20/1996 vs. Dolphins	4
	Ben Hawkins (FL)	9/28/1969 vs. Steelers	4
3.	(23 times) last by Riley Cooper on 11/3/2013 at Raiders		3

MOST TOUCHDOWNS, Season

	PLAYER (YEAR)	TDs
1.	Terrell Owens (2004)	14
2.	Mike Quick (1983)	13
	Tommy McDonald (1961)	13
	Tommy McDonald (1960)	13
5.	(seven times) last by Irving Fryar (1996)	11

CONSECUTIVE GAMES WITH REC. TD

	PLAYER (YEAR)	GAMES
1.	Mike Quick (1985)	6
	Pete Pihos (1947-48)	6
3.	(five times) last by DeSean Jackson (2009)	5

MOST 100-YD RECEIVING GAMES, Season

	PLAYER (YEAR)	GAMES
1.	Terrell Owens (2004)	7
2.	Irving Fryar (1997)	6
	Mike Quick (1983)	6
4.	(nine times) last by DeSean Jackson (2013)	5

CONSECUTIVE 100-YD RECEIVING GAMES

	PLAYER (YEAR)	GAMES
1.	Terrell Owens (2004)	5
	Harold Jackson (last 2 in 1971, first 3 in 1972)	5
3.	Mike Quick (1983)	4
4.	(seven times) last by Irving Fryar (1996)	3

ALL-TIME SCRIMMAGE YARDS

ALL-TIME LEADERS IN TOTAL YARDS FROM SCRIMMAGE

	PLAYER	YEARS	GM	TOUCHES	YARDS	AVG	YDS/G	TDs
1.	Brian Westbrook (RB)	2002-2009 (8)	107	1,734	9,785	5.6	91.4	66
2.	LeSean McCoy (RB)	2009-2014 (6)	90	1,761	9,074	5.2	100.8	54
3.	Harold Carmichael (WR)	1971-1983 (13)	180	598	9,042	15.1	50.2	79
4.	Wilbert Montgomery (RB)	1977-1984 (8)	100	1,731	8,985	5.2	89.9	57
5.	Pete Retzlaff (E)	1956-1966 (11)	132	458	7,408	16.2	56.1	47
6.	Duce Staley (RB)	1997-2003 (7)	98	1,475	7,305	5.0	74.5	32
7.	Timmy Brown (RB)	1960-1967 (8)	96	1,081	7,049	6.5	73.4	55
8.	DeSean Jackson (WR)	2008-2013 (6)	87	413	6,490	15.7	74.6	35
9.	Mike Quick (WR)	1982-1990 (9)	101	364	6,459	17.7	64.0	61
10.	Steve Van Buren (B)	1944-1951 (8)	83	1,365	6,383	4.7	76.9	72
11.	Keith Byars (RB)	1986-1992 (7)	105	1,121	6,204	5.5	59.1	30
12.	Pete Pihos (E)	1947-1955 (9)	107	382	5,615	14.7	52.5	61
13.	Tommy McDonald (FL)	1957-1963 (7)	88	304	5,521	18.2	62.7	66
14.	Bobby Walston (WR/K)	1951-1962 (12)	148	315	5,375	17.1	36.3	46
15.	Ricky Watters (RB)	1995-1997 (3)	48	1,136	5,112	4.5	106.5	32
16.	Brent Celek (TE)	2007-2017 (11)	175	398	4,998	12.6	28.6	31
17.	Jeremy Maclin (WR)	2009-2014 (6)	75	349	4,801	13.8	64.0	36
18.	Ben Hawkins (FL)	1966-1973 (8)	102	271	4,772	17.6	46.8	32
19.	Tom Woodeshick (B)	1963-1971 (9)	111	956	4,736	5.0	42.7	27
20.	**Zach Ertz (TE)**	**2013-2018 (6)**	**87**	**414**	**4,642**	**11.2**	**53.4**	**27**

MOST TOTAL YARDS FROM SCRIMMAGE, SEASON

	PLAYER	YEAR	TOUCHES	YARDS	AVG	YDS/GM	TDs
1.	LeSean McCoy	2013	366	2,146	5.9	134.1	11
2.	Brian Westbrook	2007	368	2,104	5.7	140.3	12
3.	Wilbert Montgomery	1979	379	2,006	5.3	125.4	14
4.	Wilbert Montgomery	1981	335	1,923	5.7	128.2	10
5.	Brian Westbrook	2006	317	1,916	6.0	127.7	11
6.	Ricky Watters	1996	404	1,855	4.6	115.9	13
7.	Ricky Watters	1995	399	1,707	4.3	106.7	12
8.	LeSean McCoy	2010	285	1,672	5.9	111.5	9
9.	LeSean McCoy	2011	321	1,624	5.1	108.3	20
10.	Duce Staley	2002	320	1,570	4.9	98.1	8

MOST TOUCHES, Career

	PLAYER	TOUCHES
1.	LeSean McCoy	1,761
2.	Brian Westbrook	1,734
3.	Wilbert Montgomery	1,731
4.	Duce Staley	1,475
5.	Steve Van Buren	1,365
6.	Ricky Watters	1,136
7.	Keith Byars	1,121
8.	Timmy Brown	1,081
9.	Tom Sullivan	1,032
10.	Clarence Peaks	961

BEST YARDS/TOUCH, Career

	PLAYER	AVG
1.	Timmy Brown	6.52
2.	Brian Westbrook	5.64
3.	Keith Byars	5.53
4.	Wilbert Montgomery	5.19
5.	LeSean McCoy	5.15
6.	Tom Woodeshick	4.95
	Duce Staley	4.95
8.	Clarence Peaks	4.77
9.	Steve Van Buren	4.68
10.	Billy Barnes	4.53

(min. 750 touches)

MOST TOUCHES, Season

	PLAYER (YEAR)	TOUCHES
1.	Ricky Watters (1996)	404
2.	Ricky Watters (1995)	399
3.	Wilbert Montgomery (1979)	379
4.	Brian Westbrook (2007)	368
5.	LeSean McCoy (2013)	366
	Duce Staley (1999)	366

BEST YARDS/TOUCH, Season

	PLAYER (YEAR)	AVG
1.	Timmy Brown (1965)	7.42
2.	Timmy Brown (1962)	7.38
3.	Herschel Walker (1994)	6.31
4.	Steve Van Buren (1945)	6.24
5.	Brian Westbrook (2003)	6.14
6.	Keith Byars (1991)	6.07

(min. 150 touches)

TOP SINGLE-GAME SCRIMMAGE YARD TOTALS

MOST YARDS, Game

	PLAYER	GAME	YARDS
1.	Duce Staley	9/3/2000 at Cowboys	262
2.	Timmy Brown	12/16/1962 at Cardinals	249
3.	Wilbert Montgomery	11/4/1979 vs. Browns	237
	Tommy McDonald	12/10/1961 vs. Giants	237
5.	Duce Staley	11/11/2001 vs. Vikings	231

MOST TOUCHES, Game

	PLAYER	GAME	TOUCHES
1.	Brian Westbrook	12/7/2008 at Giants	39
	Ricky Watters	12/10/1995 vs. Cowboys	39
	Heath Sherman	11/12/1990 vs. Redskins	39
4.	Heath Sherman	10/6/1991 at Buccaneers	37
5.	Ricky Watters	10/8/1995 vs. Redskins (ot)	36

ALL-TIME INTERCEPTIONS

ALL-TIME INTERCEPTION LEADERS

	PLAYER	YEARS	INTs	YARDS	AVG	LG	TDs
1.	Brian Dawkins	1996-2008 (13)	34	515	15.1	67t	2
	Eric Allen	1988-94 (7)	34	482	14.2	94t	5
	Bill Bradley	1969-76 (8)	34	536	15.8	56t	1
4.	Herman Edwards	1977-85 (9)	33	98	3.0	25	1
5.	Wes Hopkins	1983-93 (10)	30	241	8.0	33	1
6.	Don Burroughs	1960-64 (5)	29	351	12.1	46	0
7.	Troy Vincent	1996-2003 (8)	28	341	12.2	90t	1
8.	Joe Scarpati	1964-69 (6)	24	402	16.8	67t	3
	Ernie Steele	1942-48 (6)	24	404	16.8	62	0
10.	Asante Samuel	2008-11 (4)	23	304	13.2	50t	2
	Roynell Young	1980-88 (9)	23	106	4.6	33	0

MOST INTERCEPTIONS, SEASON

	PLAYER	YEAR	INTs	YARDS	AVG	LG	TDs
1.	Bill Bradley	1971	11	248	22.5	51	0
2.	Asante Samuel	2009	9	117	13.0	37	0
	Bill Bradley	1972	9	73	8.1	21	0
	Don Burroughs	1960	9	124	13.8	46	0
	Ed "Bibbles" Bawel	1955	9	168	18.7	42t	2
6.	Eric Allen	1989	8	38	4.8	18	0
	Terry Hoage	1988	8	116	14.5	38	0
	Joe Scarpati	1966	8	182	22.8	32	0
	Bob Hudson	1954	8	89	11.1	32	0
	Tom Brookshier	1953	8	41	5.1	22	0
	Ed "Bibbles" Bawel	1952	8	121	15.1	35	0

TOP SINGLE-GAME INT PERFORMANCES

MOST INTERCEPTIONS, Game

	PLAYER	GAME	INTS
1.	Russ Craft	9/24/1950 at Chi. Cardinals	*4
2.	Kurt Coleman	10/16/2011 at Redskins	3
	Joe Scarpati	10/23/1966 at Giants	3
	Jim Nettles	12/12/1965 at Steelers	3
	Nate Ramsey	11/28/1965 at StL Cardinals	3
	Don Burroughs	12/3/1961 at Steelers	3
	Chuck Weber	9/30/1960 at Cowboys	3
	Joe Sutton	9/24/1950 at Chi. Cardinals	3
	Gil Steinke	11/10/1946 at Giants	3
	Roy Zimmerman	12/9/1945 vs. Boston Yanks	3
	Roy Zimmerman	12/10/1944 vs. Cleveland Rams	3

* NFL record

MOST INTERCEPTION RETURN YARDS, Game

	PLAYER	GAME	YDS
1.	Frank LeMaster	12/21/1975 at Redskins	114
2.	Lito Sheppard	10/8/2006 vs. Cowboys	102
3.	Lito Sheppard	11/15/2004 at Cowboys	101
4.	**Malcolm Jenkins**	**12/6/2015 at Patriots**	**99**
	Jerry Norton	10/5/1957 vs. Giants	99

MOST INTERCEPTIONS RETURNED FOR TD, Game

	PLAYER	GAME	TDS
1.	Eric Allen	12/26/1993 vs. Saints	2

MOST INT RETURN YDS, Career

	PLAYER	YARDS
1.	Bill Bradley	536
2.	Brian Dawkins	515
3.	Eric Allen	482
4.	Lito Sheppard	460
5.	Ernie Steele	404

MOST INTs RETURNED FOR TD, Career

	PLAYER	TDs
1.	Eric Allen	5
2.	**Malcolm Jenkins**	**4**
3.	Sheldon Brown	3
	Lito Sheppard	3
	Joe Scarpati	3

MOST INT RETURN YDS, Season

	PLAYER (INTs, YEAR)	YARDS
1.	Bill Bradley (11, 1971)	248
2.	Eric Allen (6, 1993)	201
3.	Joe Scarpati (8, 1966)	182
4.	Lito Sheppard (5, 2004)	172
5.	Ed "Bibbles" Bawel (9, 1955)	168

MOST INTs RETURNED FOR TD, Season

	PLAYER (YEAR)	TDs
1.	Eric Allen (1993)	*4
2.	**Malcolm Jenkins (2016)**	**2**
	Lito Sheppard (2004)	2
	Seth Joyner (1992)	2
	Ed Bawel (1955)	2

* NFL record

MOST INTs BY A NON-DB, Season

	PLAYER (YEAR)	INTs
1.	William Thomas, LB (1995)	7
2.	Chuck Weber, LB (1960)	6
	Chuck Bednarik, LB (1953)	6
4.	**Jordan Hicks, LB (2016)**	**5**

LONGEST INTERCEPTION RETURNS

	PLAYER (GAME)	YARDS
1.	James Willis intercepted pass 4 yds. deep in the end zone and returned it 14 yds. before lateralling to Troy Vincent, who ran 90 yds. (11/3/1996 at Cowboys - QB Troy Aikman)	104t
2.	Lito Sheppard (10/8/2006 vs. Cowboys - QB Drew Bledsoe)	102t
3.	Lito Sheppard (11/15/2004 at Cowboys - QB V. Testaverde)	101t
4.	**Malcolm Jenkins (12/6/2015 at Patriots - QB Tom Brady)**	**99t**
	Jerry Norton (10/5/1957 vs. Giants - QB Charlie Conerly, deflected off goal post)	99t
6.	Eric Allen (10/3/1993 at Jets - QB Boomer Esiason)	94t
	Irv Cross (10/25/1964 at Steelers - QB Terry Nofsinger)	94t
8.	Jack Hinkle (10/9/1943 vs. Giants - QB Tuffy Leemans)	91

ALL-TIME LEADERS IN SACKS

	PLAYER	YEARS	SACKS
1.	Reggie White (DE)	1985-92	124.0
2.	Trent Cole (DE/LB)	2005-14	85.5
3.	Clyde Simmons (DE)	1986-93	76.0
4.	Hugh Douglas (DE)	1998-2002, 2004	54.5
5.	Greg Brown (DE)	1982-86	50.5
6.	**Brandon Graham (DE/LB)**	**2010-18**	**42.5**
7.	Andy Harmon (DT)	1991-97	39.5
8.	**Fletcher Cox (DT)**	**2012-18**	**39.0**
9.	Seth Joyner (LB)	1986-93	37.0
10.	Wiliam Fuller (DE)	1994-96	35.5
11.	Dennis Harrison (DE)	1978-84	34.0
12.	William Thomas (LB)	1991-99	33.0
13.	Ken Clarke (DT)	1982-87	32.5
14.	Corey Simon (DT)	2000-04	32.0
15.	Connor Barwin (DE/LB)	2013-16	31.5
	Juqua Parker (DE)	2005-11	31.5
	Mike Mamula (DE)	1995-2000	31.5
18.	Jerome Brown (DT)	1987-91	29.5
19.	Darwin Walker (DT)	2000-06	27.5
20.	Jason Babin (DE)	2009, 2011-12	26.0

Note: only includes figures since 1982 when sacks first became an official NFL statistic

MOST SACKS, SEASON

	PLAYER	YEAR	SACKS
1.	Reggie White (DE)	1987	21.0
2.	Clyde Simmons (DE)	1992	19.0
3.	Jason Babin (DE)	2011	18.0
	Reggie White (DE)	1988	18.0
	Reggie White (DE)	1986	18.0
6.	Greg Brown (DE)	1984	16.0
7.	Clyde Simmons (DE)	1989	15.5
8.	Hugh Douglas (DE)	2000	15.0
	Reggie White (DE)	1991	15.0
10.	Connor Barwin (LB)	2014	14.5

MOST SACKS, GAME

	PLAYER	GAME	SACKS
1.	Hugh Douglas (DE)	10/18/1998 at Chargers	4.5
	Clyde Simmons (DE)	9/15/1991 at Cowboys	4.5
3.	Reggie White (DE)	9/25/1988 at Vikings	4.0
	Reggie White (DE)	11/30/1986 at LA Raiders	4.0
	Reggie White (DE)	11/2/1986 at StL Cardinals	4.0
	Garry Cobb (LB)	10/5/1986 at Falcons	4.0
	Greg Brown (DE)	12/16/1984 at Falcons	4.0

MOST CONSECUTIVE GAMES WITH A SACK

	PLAYER	YEAR	GAMES
1.	Reggie White (last 4 games in 1986 and first 4 in '87)		8
	Reggie White (last 7 games in 1987 and first in '88)		8
3.	William Fuller	1994	7
	Dennis Harrison	1982	7
5.	Clyde Simmons	1992	6

LONGEST FUMBLE RETURN FOR A TD

	PLAYER	GAME	YARDS
1.	Mike Patterson	9/24/2006 at 49ers	98t
2.	Joselio Hanson	12/28/2008 vs. Cowboys	96t
	Joe Lavender	9/23/1974 vs. Cowboys	96t
4.	Joe Carter	9/25/1938 vs. NY Giants	92t
5.	Bob Pylman	9/25/1938 vs. NY Giants	88t
6.	Will Wynn	12/1/1974 vs. Packers	87t
7.	Walter Thurmond	1/3/2016 at Giants	83t
8.	Sheldon Brown	10/9/2005 at Cowboys	80t
9.	Chris Clemons	12/28/2008 vs. Cowboys	73t
10.	Reggie White	9/13/1987 at Redskins	70t

MOST FUMBLE RETURNS FOR TD, CAREER

	PLAYER	YEARS	TDs
1.	Seth Joyner	1986-93	3
2.	**Fletcher Cox**	**2012-18**	**2**
	Juqua Parker	2005-11	2
	Sheldon Brown	2002-09	2
	Kevin Curtis	2007-09	2
	William Thomas	1991-97	2
	Reggie White	1985-92	2
	Clyde Simmons	1986-90	2
	Greg Brown	1981-84	2
	Will Wynn	1973-76	2

MOST BLOCKED PUNTS RETURNED FOR TD

	PLAYER	TDs
1.	(11 times) last Najee Goode (12/6/15 at Patriots) (24 yards)	1

MOST BLOCKED FGs RETURNED FOR TD

	PLAYER	TDs
1.	(2 times) last Matt Ware (10/23/05 vs. Chargers) (65 yards)	1

LONGEST RETURN AFTER MISSED FIELD GOAL

	PLAYER	GAME	YARDS
1.	Al Nelson	9/26/1971 vs. Cowboys	101t
2.	Al Nelson	12/11/1966 vs. Browns	100t
3.	Timmy Brown	9/16/1962 vs. StL Cardinals	99

ALL-TIME LEADING PUNTERS, GROSS AVERAGE (min. 100 punts)

	Player	Years	Punts	Yards	Gross	Net	In20	Lg	Blk
1.	Donnie Jones	2013-2017 (5)	374	16,971	45.37	40.5	138	72	4
2.	Joe Muha	1946-1950(5)	179	7,688	42.95	NA	NA	82	2
3.	Sav Rocca	2007-2010 (4)	299	12,817	42.87	37.6	102	65	1
4.	Sean Landeta	1999-2002, 2005 (5)	376	16,092	42.80	35.9	96	64	1
5.	King Hill	1961-1968(8)	254	10,765	42.38	NA	NA	80	0

BEST GROSS PUNTING AVERAGE, SEASON (min. 40 punts)

	Name	Year	Punts	Yards	Gross	Net	In20	Lg	Blk
1.	**Cameron Johnston**	**2018**	**47**	**2,287**	**48.66**	**42.8**	**18**	**68**	**0**
2.	Joe Muha	1948	57	2,694	47.26	NA	NA	82	0
3.	Donnie Jones	2015	86	4,038	46.95	41.6	29	64	2
4.	Mat McBriar	2012	55	2,560	46.55	36.5	13	66	1
5.	Donnie Jones	2016	63	2,888	45.84	40.7	21	72	0
6.	Donnie Jones	2017	67	3,033	45.27	40.6	21	61	1

ALL-TIME LEADING PUNTERS, NET AVERAGE (min. 100 punts)

	Player	Years	Punts	Yards	Gross	Net	In20	Lg	Blk
1.	Donnie Jones	2013-2017 (5)	374	16,971	45.37	40.5	138	72	4
2.	Sav Rocca	2007-2010 (4)	299	12,817	42.87	37.6	102	65	1
3.	Dirk Johnson	2003-2006(4)	268	11,180	41.72	36.0	79	62	0
4.	Sean Landeta	1999-2002, 2005 (5)	376	16,092	42.80	35.9	96	64	1
5.	Jeff Feagles	1990-1993(3)	324	13,448	41.51	35.4	106	77	3

BEST NET PUNTING AVERAGE, SEASON (min. 40 punts)

	Name	Year	Punts	Yards	Gross	Net	In20	Lg	Blk
1.	**Cameron Johnston**	**2018**	**47**	**2,287**	**48.7**	**42.8**	**18**	**68**	**0**
2.	Donnie Jones	2015	86	4,038	47.0	41.6	29	64	2
3.	Donnie Jones	2016	63	2,888	45.8	40.7	21	72	0
4.	Donnie Jones	2017	67	3,033	45.3	40.6	21	61	1
5.	Donnie Jones	2013	82	3,681	44.9	40.5	33	70	1
6.	Sav Rocca	2010	73	3,195	43.8	39.0	28	63	0

Note: net average became an official stat in 1976

Led NFL Led Conference

MOST PUNTS, Career

	PLAYER	PUNTS
1.	Adrian Burk	393
2.	Sean Landeta	376
3.	Tom Hutton	349
4.	John Teltschik	345
5.	Max Runager	332

MOST PUNTS INSIDE 20, Career

	PLAYER	IN20
1.	Donnie Jones	138
2.	Jeff Feagles	106
3.	Sav Rocca	102
4.	Sean Landeta	96
5.	Dirk Johnson	79

Inside-the-20 became official stat in 1976

MOST PUNTS, Season

	PLAYER (YEAR)	PUNTS
1.	John Teltschik (1986)	108
2.	Sean Landeta (1999)	107
3.	Tom Hutton (1998)	104
4.	John Teltschik (1988)	98
5.	Sean Landeta (2001)	97

MOST PUNTS INSIDE 20, Season

	PLAYER (YEAR)	IN20
1.	Donnie Jones (2014)	34
2.	Donnie Jones (2013)	33
3.	Jeff Feagles (1993)	31
4.	Donnie Jones (2015)	29
	Jeff Feagles (1991)	29

Inside-the-20 became official stat in 1976

TOP SINGLE-GAME PUNTING PERFORMANCES

LONGEST PUNT

	PLAYER	GAME	YARDS
1.	Randall Cunningham	12/3/1989 at Giants	91
2.	Joe Muha	10/10/1948 vs. Giants	82
3.	Randall Cunningham	10/16/1994 at Cowboys	80
	King Hill	11/11/1962 vs. Packers	80
5.	Jeff Feagles	9/15/1991 at Cowboys	77

MOST PUNTS, Game

	PLAYER	GAME	PUNTS
1.	John Teltschik	12/6/1987 at NY Giants	15
2.	Adrian Burk	12/12/1954 vs. Giants	12
	Adrian Burk	11/2/1952 at Packers	12
	Len Barnum	10/4/1942 vs. Redskins	12
	Emmett Mortell	10/10/1937 at Redskins	12

BEST GROSS PUNTING AVERAGE, Game (min. 4 punts)

	PLAYER	GAME	AVG.
1.	Mat McBriar	10/14/2012 vs. Lions	56.6
2.	**Cameron Johnston**	**9/16/18 at Buccaneers**	**56.0**
3.	Chas Henry	9/9/2012 at Browns	55.0
4.	Donnie Jones	10/19/2015 vs. Giants	54.3
5.	Donnie Jones	9/15/2014 at Colts	53.8

BEST NET PUNTING AVERAGE, Game (min. 4 punts, since 1976)

	PLAYER	GAME	AVG.
1.	Donnie Jones	11/17/2013 vs. Redskins	50.7
2.	Donnie Jones	10/19/2015 vs. Giants	49.0
	Sean Landeta	9/23/2001 at Seahawks	49.0
4.	Jeff Feagles	10/5/1992 vs. Cowboys	48.8
5.	**Cameron Johnston**	**10/11/2018 at Giants**	**48.0**

ALL-TIME PUNT RETURNS

ALL-TIME LEADING PUNT RETURNERS (min. 20 returns)

	Player	Years	PR	FC	Yds	Avg	Lg	TDs
1.	Ernie Steele	1942-48 (6)	44	NA	737	16.75	80t	1
2.	Steve Van Buren	1944-51 (8)	34	NA	473	13.91	55t	2
3.	Pat McHugh	1947-51 (5)	31	NA	402	12.97	69t	1
4.	Brian Westbrook	2002-09 (8)	39	21	498	12.77	84t	2
5.	**Darren Sproles**	**2014-18 (5)**	**101**	**56**	**1,234**	**12.21**	**89t**	**4**
6.	Brian Mitchell	2000-02 (3)	117	66	1,369	11.70	76t	2
7.	Frank Reagan	1949-51 (3)	27	NA	304	11.26	42	1
8.	Bosh Pritchard	1942, 1947-51 (6)	91	NA	975	10.71	55t	1
9.	Vai Sikahema	1992-93 (2)	73	30	778	10.66	87t	1
10.	Larry Marshall	1974-77 (4)	104	16	1,086	10.44	48	0

BEST PUNT RETURN AVERAGE, SEASON (min. 15 returns)

	Player	Year	PR	FC	Yds	Avg	Lg	TDs
1.	Steve Van Buren	1944	15	NA	230	15.33	55	1
2.	Brian Westbook	2003	20	16	306	15.30	84t	2
3.	DeSean Jackson	2009	29	15	441	15.21	85t	2
4.	Alvin Haymond	1968	15	6	201	13.40	54t	1
5.	**Darren Sproles**	**2016**	**17**	**13**	**224**	**13.18**	**66**	**0**
6.	**Darren Sproles**	**2014**	**39**	**16**	**506**	**12.97**	**82t**	**2**
7.	Reno Mahe	2005	21	9	269	12.81	44	0
8.	Frank Reagan	1949	21	NA	266	12.67	42	1
9.	Kelvin Martin	1995	17	10	214	12.59	38	0
10.	Vai Sikahema	1992	40	10	503	12.58	87t	1
11.	Brian Mitchell	2002	46	11	567	12.32	76t	1

Led NFL Led Conference

TOP SINGLE-GAME PUNT RETURN PERFORMANCES

MOST PUNT RETURN YARDS, Game

	PLAYER	GAME	YARDS
1.	Alvin Haymond	10/6/1968 at Redskins	140
2.	**Darren Sproles**	**12/6/2015 at Patriots**	**115**
3.	Vai Sikahema	11/22/1992 at NY Giants	111
4.	Kenjon Barner	10/8/2017 vs. Cardinals	110
5.	Reno Mahe	12/5/2005 vs. Seahawks	108

MOST PUNT RETURNS, Game

	PLAYER	GAME	PR
1.	Larry Marshall	9/18/1977 vs. Buccaneers	9
2.	DeSean Jackson	9/7/2008 vs. Rams	8
	Evan Cooper	10/26/1986 vs. Chargers	8
	Vai Sikahema	12/13/1992 at Seahawks	8
5.	(7 times) last by Reno Mahe 12/5/2005 vs. Seahawks		7

BEST PUNT RETURN AVERAGE, Game (min. 3 punt returns)

	PLAYER	GAME	AVG.
1.	Kenjon Barner	10/8/2017 vs. Cardinals	36.7
2.	Brian Mitchell	11/25/2002 at 49ers	33.0
3.	**Darren Sproles**	**9/27/2015 at NY Jets**	**29.7**
4.	**Darren Sproles**	**9/18/2014 at 49ers**	**28.7**
5.	**Darren Sproles**	**11/10/2014 vs. Panthers**	**28.3**
	Clyde Scott	10/30/1949 at Steelers	28.3

MOST PUNT RETURNS, Career

	PLAYER	RETURNS
1.	Wally Henry	148
2.	DeSean Jackson	131
3.	Brian Mitchell	117
	John Sciarra	117
5.	Bill Bradley	111

MOST PUNT RETURN YARDS, Career

	PLAYER	YARDS
1.	Brian Mitchell	1,369
2.	DeSean Jackson	1,294
3.	**Darren Sproles**	**1,234**
4.	Wally Henry	1,231
5.	Larry Marshall	1,086

MOST PUNT RETURN TDs, Career

	PLAYER	TDS
1.	**Darren Sproles**	**4**
	DeSean Jackson	4
3.	Brian Westbrook	2
	Brian Mitchell	2
	Steve Van Buren	2

MOST PUNT RETURNS, Season

	PLAYER (YEAR)	RETURNS
1.	Wally Henry (1981)	54
2.	Rod Harris (1991)	53
3.	DeSean Jackson (2008)	50
4.	Brian Mitchell (2002)	46
	Larry Marshall (1977)	46

MOST PUNT RETURN YARDS, Season

	PLAYER (YEAR)	YARDS
1.	Brian Mitchell (2002)	567
2.	**Darren Sproles (2014)**	**506**
3.	Vai Sikahema (1992)	503
4.	Larry Marshall (1977)	489
5.	Brian Mitchell (2001)	467

MOST PUNT RETURN TDs, Season

	PLAYER (YEAR)	TDS
1.	**Darren Sproles (2015)**	**2**
	Darren Sproles (2014)	**2**
	DeSean Jackson (2009)	2
	Brian Westbrook (2003)	2

LONGEST PUNT RETURNS

PLAYER (GAME)	YARDS
1. Damaris Johnson (12/2/2012 at Cowboys)	98t
2. Darren Sproles (9/27/2015 at Jets)	**89t**
3. Vai Sikahema (11/22/1992 at Giants)	87t
4. DeSean Jackson (9/13/2009 at Panthers)	85t
5. Brian Westbrook (10/19/2003 at Giants)	84t
6. Darren Sproles (12/6/2015 at Patriots)	**83t**
7. Darren Sproles (9/28/2014 at 49ers)	**82t**
8. Brian Westbrook (12/21/2003 vs. 49ers)	81t
Tommy McDonald (10/4/1959 vs. Giants)	81t
10. Ernie Steele (10/25/1942 at Bears)	(lateral) 80t

ALL-TIME KICKOFF RETURNS

ALL-TIME LEADING KICKOFF RETURNERS (min. 25 returns)

	Player	Years	KOR	Yds	Avg	Lg	TDs
1.	Josh Huff	2014-16 (3)	42	1,165	27.74	107t	2
2.	Steve Van Buren	1944-51 (8)	76	2,030	26.71	98t	3
3.	Irv Cross	1961-69 (6)	28	745	26.61	74	0
4.	Timmy Brown	1960-67 (8)	169	4,483	26.53	105t	5
5.	Al Nelson	1965-73 (9)	101	2,625	25.99	78	0
6.	Wilbert Montgomery	1977-84 (8)	32	814	25.44	99t	1
7.	Quintin Demps	2008-09 (2)	58	1,469	25.33	100t	1
8.	Brian Mitchell	2000-02 (3)	131	3,311	25.27	94t	2
9.	Allen Rossum	1998-99 (2)	98	2,427	24.77	89t	1
10.	Billy Walik	1970-72 (3)	67	1,640	24.48	82	0
11.	Alvin Haymond	1968 (1)	28	677	24.18	98t	1

BEST KICKOFF RETURN AVERAGE, SEASON (min. 1.25 ret/gm)

	Player	Years	KOR	Yds	Avg	Lg	TDs
1.	Al Nelson	1972	25	728	29.12	78	0
2.	Steve Van Buren	1945	13	373	28.69	98t	1
3.	Timmy Brown	1963	33	945	28.64	100t	1
4.	Timmy Brown	1966	20	562	28.10	93t	2
5.	Timmy Brown	1961	29	811	27.97	105t	1
6.	Timmy Brown	1962	30	831	27.70	99t	1
7.	Hershel Walker	1994	21	581	27.67	94t	1
8.	Don Stevens	1952	16	433	27.06	51	0
9.	Brian Mitchell	2002	43	1,162	27.02	57	0
10.	Wilbert Montgomery	1977	23	619	26.91	99t	1

Led NFL Led Conference

TOP SINGLE-GAME KICKOFF RETURN PERFORMANCES

MOST KICKOFF RETURN YARDS, Game

	PLAYER	GAME	YARDS
1.	Derrick Witherspoon	11/24/1996 at Ari. Cardinals	253
2.	Timmy Brown	11/6/1966 vs. Cowboys	247
3.	Allen Rossum	11/14/1999 vs. Redskins	222
4.	Quintin Demps	11/9/2008 vs. Giants	220
5.	Duce Staley	11/30/1997 vs. Bengals	195

MOST KICKOFF RETURNS, Game

	PLAYER	GAME	KOR
1.	Quintin Demps	11/9/2008 vs. Giants	8
	Allen Rossum	11/21/1999 vs. Colts	8
	Derrick Witherspoon	11/24/1996 at Ari. Cardinals	8
4.	(5 times) last by Ellis Hobbs 9/20/2009 vs. Saints		7

BEST KICKOFF RETURN AVERAGE, Game (min. 3 kickoff returns)

	PLAYER	GAME	AVG
1.	Timmy Brown	9/22/1963 vs. Cardinals	59.0
2.	Alvin Haymond	9/22/1968 vs. NY Giants	51.0
3.	Timmy Brown	11/6/1966 vs. Cowboys	49.4
4.	Derrick Witherspoon	9/22/1996 at Falcons	48.0
5.	Allen Rossum	11/14/1999 vs. Redskins	44.4

MOST KICKOFF RETURNS FOR A TD, Game

	PLAYER	GAME	TDs
1.	Timmy Brown	11/6/1966, 93 & 90 yards vs. Cowboys	2*

* NFL Record

MOST KICKOFF RETURNS, Career

	PLAYER	RETURNS
1.	Timmy Brown	169
2.	Brian Mitchell	131
3.	Al Nelson	101
4.	Allen Rossum	98
5.	Larry Marshall	88

MOST KICKOFF RETURN YARDS, Career

	PLAYER	YARDS
1.	Timmy Brown	4,483
2.	Brian Mitchell	3,311
3.	Al Nelson	2,625
4.	Allen Rossum	2,427
5.	Larry Marshall	2,075

MOST KICKOFF RETURN TDs, Career

	PLAYER	TDS
1.	Timmy Brown	5
2.	Derrick Witherspoon	3
	Steve Van Buren	3
4.	Josh Huff	2
	Brian Mitchell	2

MOST KICKOFF RETURNS, Season

	PLAYER (YEAR)	RETURNS
1.	Allen Rossum (1999)	54
2.	Derrick Witherspoon (1996)	53
3.	Quintin Demps (2008)	52
4.	Herman Hunter (1985)	48
5.	Brian Mitchell (2000)	47
	Duce Staley (1997)	47

MOST KICKOFF RETURN YARDS, Season

	PLAYER (YEAR)	YARDS
1.	Allen Rossum (1999)	1,347
2.	Quintin Demps (2008)	1,314
3.	Derrick Witherspoon (1996)	1,271
4.	Brian Mitchell (2002)	1,162
5.	Duce Staley (1997)	1,139

MOST KICKOFF RETURN TDs, Season

	PLAYER (YEAR)	TDS
1.	Derrick Witherspoon (1996)	2

LONGEST KICKOFF RETURNS

	PLAYER (GAME)	YARDS
1.	Josh Huff (11/23/2014 vs. Titans)	107t
2.	Timmy Brown (9/17/1961 vs. Browns)	105t
3.	Russ Craft (10/7/1950 vs. LA Rams)	103t
4.	Chris Polk (9/21/2014 vs. Redskins)	102t
5.	Quintin Demps (11/23/2008 at Ravens)	100t
	Timmy Brown (9/22/1963 vs. StL. Cardinals)	100t
	Dave Smukler (11/13/1938 at Brooklyn Dodgers)	100t

STARTING QUARTERBACK RECORDS

Year	Quarterbacks (Record as a starter)
1956	Bobby Thomason (3-5-1), Adrian Burk (0-3)
1957	Thomason (2-5), Sonny Jurgensen (2-3)
1958	Norm Van Brocklin (2-9-1)
1959	Van Brocklin (7-5)
1960	Van Brocklin (10-2)
1961	Jurgensen (10-4)
1962	Jurgensen (3-9-1), King Hill (0-1)
1963	Jurgensen (2-6-1), Hill (0-4-1)
1964	Norm Snead (4-6), Hill (1-1), Jack Concannon (1-1)
1965	Snead (4-5), Hill (1-4)
1966	Snead (5-5), Hill (2-0), Concannon (2-0)
1967	Snead (6-7-1)
1968	Snead (2-9), Hill (0-2), John Huarte (0-1)
1969	Snead (4-8-1), George Mira (0-1)
1970	Snead (3-9-1), Rick Arrington (0-1)
1971	Pete Liske (5-5), Arrington (1-2-1)
1972	John Reaves (0-7), Liske (2-4-1)
1973	Roman Gabriel (5-8-1)
1974	Gabriel (4-7), Mike Boryla (3-0)
1975	Gabriel (2-7), Boryla (2-3)
1976	Boryla (3-7), Gabriel (1-3)
1977	Ron Jaworski (5-9)
1978	Jaworski (9-7)
1979	Jaworski (11-5)
1980	Jaworski (12-4)
1981	Jaworski (10-6)
1982	Jaworski (3-6)
1983	Jaworski (5-11)
1984	Jaworski (5-7-1), Joe Pisarcik (1-2)
1985	Jaworski (6-6), Randall Cunningham (1-3)
1986	Jaworski (3-6), Cunningham (1-3-1), Matt Cavanaugh (1-1)
1987	Cunningham (7-5), Scott Tinsley (0-3)
1988	Cunningham (10-6)
1989	Cunningham (11-5)
1990	Cunningham (10-6)
1991	Jim McMahon (8-3), Cunningham (1-0), Jeff Kemp (1-1), Brad Goebel (0-2)
1992	Cunningham (10-5), McMahon (1-0)
1993	Bubby Brister (4-4), Cunningham (4-0), Ken O'Brien (0-4)
1994	Cunningham (7-7), Brister (0-2)
1995	Rodney Peete (9-3), Cunningham (1-3)
1996	Ty Detmer (7-4), Peete (3-2)
1997	T. Detmer (2-5), Bobby Hoying (2-3-1), Peete (2-1)
1998	Hoying (1-6), Koy Detmer (1-4), Peete (1-3)
1999	Doug Pederson (2-7), Donovan McNabb (2-4),K.Detmer (1-0)
2000	McNabb (11-5)
2001	McNabb (11-5)
2002	McNabb (7-3), A.J. Feeley (4-1), K.Detmer (1-0)
2003	McNabb (12-4)
2004	McNabb (13-2), K.Detmer (0-1)
2005	McNabb (4-5), Mike McMahon (2-5)
2006	McNabb (5-5), Jeff Garcia (5-1)
2007	McNabb (8-6), Feeley (0-2)
2008	McNabb (9-6-1)
2009	McNabb (10-4), Kevin Kolb (1-1)
2010	Vick (8-3), Kolb (2-3)
2011	Vick (7-6), Vince Young (1-2)
2012	Vick (3-7), **Nick Foles (1-5)**
2013	Vick (2-4), **Foles (8-2)**
2014	**Foles (6-2)**, Mark Sanchez (4-4)
2015	Sam Bradford (7-7), Sanchez (0-2)
2016	**Carson Wentz (7-9)**
2017	**Wentz (11-2), Foles (2-1)**
2018	**Wentz (5-5), Foles (1-1)**

NFL RECORDS HELD BY AN EAGLE

Most Touchdown Passes, Game

7 **Nick Foles (11/3/2013 at Raiders)** and Adrian Burk (10/17/1954 at Redskins); tied with Sid Luckman, Bears (1943); George Blanda, Hou. Oilers (1961); Y.A. Tittle, Giants (1962); Joe Kapp, Vikings (1969); Peyton Manning, Broncos (2013) and Drew Brees, Saints (2015)

Longest Touchdown Pass

99 Ron Jaworski to Mike Quick, (11/10/1985 vs. Falcons) (OT); tied with many others

Most Interception Returns for TDs, Season

4 Eric Allen, 1993; tied with Jim Kearney, Chiefs (1972) and Ken Houston, Oilers (1971)

Most Interceptions, Game

4 Russ Craft (9/24/1950 at Cardinals); tied with 17 others

Most Kickoff Return TDs, Game

2 Timmy Brown (11/6/1966 vs. Cowboys), 93 and 90 yards; tied with Travis Williams, Packers (1967); Ron Brown, LA Rams (1985); Tyrone Hughes, Saints (1994); Chad Morton, Jets (2002); Devin Hester, Bears (2006); Andre Davis, Texans (2007); and Josh Cribbs, Browns (2009)

Most 50-Plus-Yard Touchdowns, Season

8 DeSean Jackson (2009); tied with Elroy "Crazy Legs" Hirsch, LA Rams (1951) and Devin Hester, Bears (2007)

ALL-TIME ROOKIE RECORDS

PASSING

MOST ATTEMPTS, Season

1.	**Carson Wentz, 2016**	**607**
2.	**Nick Foles, 2012**	**265**
3.	John Reaves, 1972	224
4.	Donovan McNabb, 1999	216
5.	Davey O'Brien, 1939	201
6.	Mike Boryla, 1974	102
7.	Foster Watkins, 1940	85
8.	Randall Cunningham, 1985	81
9.	Rick Arrington, 1970	73
	Red Kirkman, 1933	73

MOST COMPLETIONS, Season

1.	**Carson Wentz, 2016**	**379**
2.	**Nick Foles, 2012**	**161**
3.	John Reaves, 1972	108
4.	Donovan McNabb, 1999	106
5.	Davey O'Brien, 1939	99
6.	Mike Boryla, 1974	60
7.	Rick Arrington, 1970	37
8.	Randall Cunningham, 1985	34
9.	Sonny Jurgensen, 1957	33
10.	Matt Barkley, 2013	30
	Brad Goebel, 1991	30

MOST YARDS, Season

1.	**Carson Wentz, 2016**	**3,782**
2.	**Nick Foles, 2012**	**1,699**
3.	John Reaves, 1972	1,508
4.	Davey O'Brien, 1939	1,324
5.	Donovan McNabb, 1999	948
6.	Mike Boryla,1974	580
7.	Foster Watkins, 1940	565
8.	Randall Cunningham, 1985	548
9.	Sonny Jurgensen, 1957	470
10.	Red Kirkman, 1933	354

MOST TD PASSES, Season

1.	**Carson Wentz, 2016**	**16**
2.	Donovan McNabb, 1999	8
3.	John Reaves, 1972	7
4.	**Nick Foles, 2012**	**6**
	Davey O'Brien, 1939	6
6.	Mike Boryla, 1974	5
	Sonny Jurgensen, 1957	5

BEST COMP. PCT., SEASON (min. 75 atts.)

1.	**Carson Wentz, 2016**	**62.4**
2.	**Nick Foles, 2012**	**60.8**
3.	Mike Boryla, 1974	58.8
4.	Davey O'Brien, 1939	49.3
5.	Donovan McNabb, 1999	49.1

BEST QB RATING, SEASON (min. 75 atts.)

1.	**Carson Wentz, 2016**	**79.3**
2.	**Nick Foles, 2012**	**79.1**
3.	Mike Boryla, 1974	78.9
4.	Donovan McNabb, 1999	60.1
5.	John Reaves, 1972	58.4

RUSHING

MOST ATTEMPTS, Season

1.	Po James (FB), 1972	182
2.	Keith Byars (FB), 1986	177
3.	Lee Bouggess (FB), 1970	159
4.	LeSean McCoy, 2009	155
5.	Billy Barnes, 1957	143
6.	James Joseph, 1991	135
7.	Correll Buckhalter, 2001	129
8.	Clarence Peaks, 1957	125
9.	Mike Hogan, 1976	123
10.	Leroy Keys, 1969	121

MOST YARDS, Season

1.	LeSean McCoy, 2009	637
2.	Correll Buckhalter, 2001	586
3.	Keith Byars (FB) 1986	577
4.	Po James (FB), 1972	565
5.	Bryce Brown, 2012	564
6.	Mike Hogan (FB), 1976	561
7.	Billy Barnes, 1957	529
8.	Clarence Peaks, 1957	495
9.	Steve Van Buren, 1944	444
10.	James Joseph, 1991	440

MOST TOUCHDOWNS, Season

1.	Steve Van Buren, 1944	5
	Don Johnson, 1953	5
3.	**Corey Clement**	**4**
	Bryce Brown, 2012	4
	LeSean McCoy, 2009	4
	Ken Keller, 1956	4
	Mel Bleeker, 1944	4
	Jim Castiglia (FB), 1941	4
9.	Ryan Moats, 2005	3
	Charlie Garner, 1994	3
	Vaughn Hebron, 1993	3
	Many others	3

RECEIVING

MOST RECEPTIONS, Season

1.	Keith Jackson (TE), 1988	81
2.	**Jordan Matthews, 2014**	**67**
3.	DeSean Jackson, 2008	62
4.	Don Looney (E), 1940	58
5.	Jeremy Maclin, 2009	56
6.	Charle Young (TE), 1973	55
7.	Lee Bouggess (RB), 1970	50
8.	Reggie Brown, 2005	43
9.	Victor Bailey, 1993	41
	Junior Tautalasati (RB), 1986	41

MOST YARDS, Season

1.	DeSean Jackson, 2008	912
2.	**Jordan Matthews, 2014**	**872**
3.	Keith Jackson (TE), 1988	869
4.	Charle Young (TE), 1973	854
5.	Jeremy Maclin, 2009	773
6.	Fred Barnett, 1990	721
7.	Don Looney (E), 1940	707
8.	Calvin Williams, 1990	602
9.	Reggie Brown, 2005	571
10.	Victor Bailey, 1993	545

RECEIVING (Cont.)

MOST TOUCHDOWNS, Season

1.	Calvin Williams, 1990	9
2.	**Jordan Matthews, 2014**	**8**
	Fred Barnett, 1990	8
	Bobby Walston (E), 1951	8
5.	Pete Pihos (E), 1947	7
6.	Keith Jackson (TE), 1988	6
	Charle Young (TE), 1973	6
8.	Hal Giancanelli (B), 1953	5
9.	**Zach Ertz (TE), 2013**	**4**
	Jeremy Maclin (WR), 2009	4
	Many others	4

TOTAL OFFENSE

MOST SCRIMMAGE YARDS, Season

1.	DeSean Jackson (WR), 2008	1,008
2.	LeSean McCoy (RB), 2009	945
3.	Charle Young (TE), 1973	878
4.	**Jordan Matthews (WR), 2014**	**872**
5.	Keith Jackson (TE), 1988	869
6.	Lee Bouggess (RB), 1970	802
7.	Jeremy Maclin (WR), 2009	766
8.	Billy Barnes (RB), 1957	741
9.	Fred Barnett (WR), 1990	734
10.	Po James (FB), 1972	721

MOST TOUCHDOWNS, Season

1.	Calvin Williams (WR), 1990	9
2.	**Jordan Matthews (WR), 2014**	**8**
	Fred Barnett (WR), 1990	8
	Bobby Walston (E), 1951	8
	Pete Pihos (E), 1947	8
	Mel Bleeker (RB), 1944	8
7.	Charle Young (TE), 1973	7
	Don Johnson (RB), 1953	7
	Steve Van Buren (RB), 1944	7
10.	**Corey Clement (RB), 2017**	**6**
	Keith Jackson (TE), 1988	6
	Hal Giancanelli (B), 1953	6

ALL-TIME ROOKIE RECORDS

SACKS (since 1982)

MOST SACKS, Season

1.	Corey Simon (DT), 2000	9.5
2.	Derrick Burgess (DE), 2001	6.0
3.	**Fletcher Cox (DT), 2012**	**5.5**
	Mike Mamula (DE), 1995	5.5
5.	**Derek Barnett (DE), 2017**	**5.0**
	Trent Cole (DE), 2005	5.0
7.	Jerome Brown (DT), 1987	4.0
8.	Mike Patterson (DT), 2005	3.5
9.	**Brandon Graham (DE), 2010**	**3.0**
10.	**Destiny Vaeao (DT), 2016**	**2.0**
	Five others	2.0

INTERCEPTIONS (since 1940)

MOST INTERCEPTIONS, Season

1.	Tom Brookshier (DB), 1953	8
	Bibbles Bawel (B), 1952	8
3.	Herman Edwards (DB), 1977	6
4.	Eric Allen (DB), 1988	5
	Randy Logan (S), 1973	5
	Jerry Norton (DB), 1954	5
	Steve Van Buren (B), 1944	5
8.	Roynell Young (CB), 1980	4
	Brenard Wilson (S), 1979	4
10.	Nate Allen (S), 2010, others with	3

PUNT RETURNS

MOST PUNT RETURNS, Season

1.	DeSean Jackson, 2008	50
2.	Evan Cooper, 1984	40
3.	Bibbles Bawel, 1952	34
4.	Bill Bradley, 1969	28
5.	Damaris Johnson, 2012	26
	Tommy McDonald, 1957	26
7.	Allen Rossum, 1998	22
8.	Jerry Norton, 1954	21
9.	Bobby Morse, 1987	20
	Billy Walik, 1970	20

MOST PUNT RETURN YARDS, Season

1.	DeSean Jackson, 2008	440
2.	Damaris Johnson, 2012	291
3.	Bibbles Bawel, 1952	261
4.	Evan Cooper, 1984	250
5.	Steve Van Buren, 1944	230
6.	Dexter Wynn, 2004	194
7.	Allen Rossum, 1998	187
8.	Ernie Steele, 1942	184
9.	Bill Bradley, 1969	181
10.	Don Stevens, 1952	172

BEST PUNT RETURN AVERAGE, Season

1.	Pat McHugh, 1947, 10 returns	15.69
2.	Steve Van Buren, 1944, 15	15.33
3.	Damaris Johnson, 2012, 22	11.19
4.	Dexter Wynn, 2004, 18	10.78
5.	Don Stevens, 1952, 16	10.75
6.	Jorrick Calvin, 2010, 12	10.42
7.	Ken Keller, 1956, 15	9.73
	Bosh Pritchard, 1942, 11	9.73
9.	DeSean Jackson, 2008, 50	8.80
10.	Allen Rossum, 1998, 22	8.50
11.	Art Powell, 1959, 15	8.27

minimum 10 returns, since 1941

KICKOFF RETURNS

MOST KICKOFF RETURNS, Season

1.	Quintin Demps, 2008	52
2.	Herman Hunter, 1985	48
3.	Duce Staley, 1997	47
4.	Brandon Boykin, 2012	45
5.	Allen Rossum, 1998	44
6.	J.R. Reed, 2004	33
7.	Jorrick Calvin, 2010	32
	Billy Walik, 1970	32
9.	Dion Lewis, 2011	31
10.	Ted Dean, 1960	26
	Al Nelson, 1965	26

MOST KICKOFF RETURN YARDS, Season

1.	Quintin Demps, 2008	1,314
2.	Duce Staley, 1997	1,139
3.	Allen Rossum, 1998	1,080
4.	Herman Hunter, 1985	1,047
5.	Brandon Boykin, 2012	1,037
6.	Billy Walik, 1970	805
7.	J.R. Reed, 2004	761
8.	Jorrick Calvin, 2010	692
9.	Al Nelson, 1965	683
10.	Dion Lewis, 2011	669

BEST KICKOFF RETURN AVG, Season

1.	Josh Huff, 2014, 14 returns	29.64
2.	Tommy McDonald, 1957, 11	27.64
3.	Israel Lang, 1964, 13	27.08
4.	Art Powell, 1959, 14	27.07
5.	Don Stevens, 1952, 16	27.06
6.	Wilbert Montgomery, 1977, 23	26.91
7.	Al Nelson, 1965, 26	26.27
8.	Quintin Demps, 2008, 52	25.27
9.	Billy Walik, 1970, 32	25.16
10.	Allen Rossum, 1998, 44	24.55

minimum 10 returns, since 1941

KICKING

MOST FIELD GOALS MADE, Season

1.	Cody Parkey, 2014	32
2.	Paul McFadden, 1984	30
3.	**Jake Elliott, 2017**	**26**
4.	Alex Henery, 2011	24
5.	Tony Franklin, 1979	23

MOST FIELD GOAL ATTEMPTS, Season

1.	Paul McFadden, 1984	37
2.	Cody Parkey, 2014	36
3.	**Jake Elliott, 2017**	**31**
	Tony Franklin, 1979	31
5.	Alex Henery, 2011	27

BEST FIELD GOAL PERCENTAGE, Season

1.	Cody Parkey, 2014, 32-36	88.9
	Alex Henery, 2011, 24-27	88.9
3.	**Jake Elliott, 2017, 26-31**	**83.7**
4.	Paul McFadden, 1984, 30-37	81.1
5.	Tony Franklin, 1979, 23-31	74.2

MOST KICKING POINTS, Season

1.	Cody Parkey, 2014	150
2.	Alex Henery, 2011	118
3.	Paul McFadden, 1984	116
4.	**Jake Elliott, 2017**	**110**
5.	Tony Franklin, 1979	105

PUNTING

MOST PUNTS, Season

1.	John Teltschik, 1986	108
2.	Tom Hutton, 1995	85
3.	Merritt Kersey, 1974	82
4.	Max Runager, 1979	74
	Bill Bradley, 1969	74

MOST PUNTING YARDS, Season

1.	John Teltschik, 1986	4,493
2.	Tom Hutton, 1995	3,682
3.	Sav Rocca, 2007	3,066
4.	Merritt Kersey, 1974	2,959
5.	Bill Bradley, 1969	2,942

BEST GROSS PUNTING AVERAGE, Season

1.	Tom Hutton, 1995, 85	43.32
2.	Chas Henry, 2011, 66	42.88
3.	Sav Rocca, 2007, 73	42.00
4.	John Teltschik, 1986, 108	41.60
5.	Bill Bradley, 1969, 74	39.76

SUPERLATIVE ROOKIE PERFORMANCES

100-YARD RUSHING PERFORMANCES, ROOKIES

	PLAYER (GAME)	DATE	YDS (ATT-LG-TD)
1.	Bryce Brown vs. Panthers (L)	11/26/2012	178 (19-65t-2)
2.	Bryce Brown at Cowboys (L)	12/2/2012	169 (24-39-2)
3.	Correll Buckhalter vs. Cardinals (L)	10/7/2001	134 (21-37-0)
4.	Steve Van Buren at Bk. Tigers (W)	11/5/1944	129 (12-70t-2)
5.	Keith Byars vs. StL Cardinals (T) OT	12/7/1986	127 (24-32-0)
6.	Charlie Garner vs. Redskins (W)	10/9/1994	122 (28-12-0)
7.	Don Johnson at Giants (L)	11/29/1953	121 (13-63t-1)
8.	Ryan Moats vs. Giants (L) OT	12/11/2005	114 (11-40t-2)
9.	Charlie Garner at 49ers (W)	10/2/1994	111 (16-28t-2)
10.	Toy Ledbetter at Bal. Colts (W)	10/15/1950	107 (23-14-1)
11.	Mike Hogan vs. Seahawks (W)	12/12/1976	104 (19-18-0)
	Bosh Pritchard at Bk. Dodgers (W)	11/15/1942	104 (14-26-0)
13.	Wilbert Montgomery vs. Jets (W)	12/18/1977	103 (22-27-2)
14.	Mike Hogan vs. Redskins (L) OT	9/27/1976	100 (22-32-0)
	Don Johnson vs. Bal.Colts (W)	11/15/1953	100 (11-66t-2)

100-YARD RECEIVING PERFORMANCES, ROOKIES

	PLAYER (GAME)	DATE	YDS (REC, TD)
1.	Don Looney at Redskins (L)	12/1/1940	180 (14, 0)
2.	Hank Baskett vs. Falcons (W)	12/31/2006	177 (7, 1)
3.	Jeremy Maclin at Cowboys (L)	1/9/2010 - NFC-WC	146 (7,1)
4.	Jeremy Maclin vs. Buccaneers (W)	10/11/2009	142 (6,2)
	Keith Jackson at Bears (L)	12/31/1988 - NFC-D	142 (7,0)
6.	**Jordan Matthews vs. Panthers (W)**	**11/10/2014**	**138 (7, 2)**
7.	Don Looney at Cle. Rams (L)	9/22/1940	129 (8, 2)
8.	Clyde Scott at Redskins (W)	11/13/1949	127 (4,1)
9.	Herman Hunter vs. LA Rams (W)	10/13/1985	120 (6,1)
10.	Fred Meyer at Redskins (L)	11/1/1942	119 (4, 0)
11.	Bobby Walston at Giants (L)	10/21/1951	118 (6, 2)
12.	Don Looney at Packers (L)	9/15/1940	115 (8, 1)
13.	Fred Barnett vs. Vikings (W)	10/15/1990	114 (4, 1)
14.	Charle Young (TE) at Cowboys (L)	11/18/1973	113 (4, 1)
15.	Hank Baskett vs. Cowboys (W)	10/8/2006	112 (3, 1)
	Fred Barnett at Bills (L)	12/2/1990	112 (2, 1)
	Charle Young (TE) at 49ers (L)	12/2/1973	112 (6, 1)
18.	DeSean Jackson at Cowboys (L)	9/15/2008	110 (6, 0)
19.	Fred Barnett vs. Packers (W)	12/16/1990	108 (5, 0)
	Charle Young (TE) vs. Patriots (W)	11/4/1973	108 (8, 2)
	Pete Pihos vs. Packers (W)	12/14/1947	108 (4, 1)
22.	**Jordan Matthews at Packers (L)**	**11/16/2014**	**107 (5, 1)**
23.	DeSean Jackson vs. Rams (W)	9/7/2008	106 (6, 0)
24.	**Jordan Matthews at Giants (W)**	**12/28/2014**	**105 (8, 1)**
25.	Charle Young (TE) at Redskins (L)	12/16/1973	104 (5, 1)
26.	**Corey Clement vs. Patriots (W)**	**2/4/2018 - SB LII**	**100 (4,1)**

LONGEST RUSHING TDs, ROOKIES

	PLAYER (GAME)	YARDS
1.	Herman Hunter (11/24/1985 at Cowboys)	74t
2.	John Brewer (10/4/1952 vs. Giants)	71t
3.	Steve Van Buren (11/5/1944 at Brooklyn Tigers)	70t
	John Kusko (11/22/1936 vs. Bears)	70t
5.	LeSean McCoy (11/1/2009 vs. Giants)	66t
	Don Johnson (11/15/1953 vs. Baltimore Colts)	66t
7.	Bryce Brown (12/26/2012 vs. Panthers)	65t
8.	Don Johnson (11/29/1953 at Giants)	63t
9.	Ryan Moats (12/18/2005 at Rams)	59t
10.	Ken Keller (10/14/1956 at Steelers)	51t

LONGEST KICKOFF RETURNS, ROOKIES

	PLAYER	DATE	YARDS
1.	Josh Huff vs. Titans (W)	11/23/2014	107t
2.	Quintin Demps at Ravens (L)	11/23/2008	100t
3.	Wilbert Montgomery vs. Giants (W)	12/11/1977	99t
4.	Steve Van Buren vs. Giants (T)	11/12/1944	97t
	Bosh Pritchard at Redskins (L)	11/1/1942	97t
6.	Art Powell vs. Giants (W)	10/4/1959	95
7.	Andre Waters vs. Redskins (W)	11/18/1984	89t
8.	**Wendell Smallwood at Redskins (L)**	**10/16/2016**	**86t**
9.	Billy Walik at Packers (L)	10/25/1970	82
10.	Jim Castiglia vs. Redskins (L)	10/19/1941	72

LONGEST PUNT RETURNS, ROOKIES

	PLAYER	DATE	YARDS
1.	Damaris Johnson at Cowboys (L)	12/2/2012	98t
2.	Clyde Scott at Steelers (W)	10/30/1949	70t
3.	Pat McHugh at Boston Yanks (L)	11/23/1947	69t
4.	DeSean Jackson vs. Redskins (L)	10/5/2008	68t
5.	Bob Shann vs. Lions (L)	12/19/1965	63t
6.	Ernie Steele at NY Giants (L)	10/11/1942	62
7.	DeSean Jackson vs. Rams (W)	9/7/2008	60
8.	Art Powell vs. Steelers (W)	10/11/1959	58t
9.	Don Stevens vs. Redskins (W)	11/9/1952	56t
10.	Steve Van Buren vs. Boston Yanks (W)	10/22/1944	55t

TOP PASSING PERFORMANCES, ROOKIES

	PLAYER (GAME)	YARDS
1.	**Nick Foles (12/9/2012 at Buccaneers)**	**381**
2.	**Carson Wentz (11/6/2016 at Giants)**	**364**
3.	**Nick Foles (12/23/2012 vs. Redskins)**	**345**
4.	**Carson Wentz (12/11/2016 vs. Redskins)**	**314**
5.	**Carson Wentz (12/4/2016 at Bengals)**	**308**
6.	**Carson Wentz (9/25/2016 vs. Steelers)**	**301**
7.	Davey O'Brien (11/12/1939 vs. Packers)	289
8.	**Carson Wentz (9/11/2016 vs. Browns) - first start**	**278**

	PLAYER (GAME)	COMPLETIONS
1.	**Carson Wentz (12/4/2016 at Bengals)**	**36**
2.	**Carson Wentz (12/11/2016 vs. Redskins)**	**32**
	Carson Wentz (10/30/2016 at Cowboys)	**32**
	Nick Foles (12/23/2012 vs. Redskins)	**32**
	Nick Foles (12/9/2012 at Buccaneers)	**32**

	PLAYER (GAME)	TOUCHDOWNS
1.	Donovan McNabb (1/2/2000 vs. StL Rams)	3
	Sonny Jurgensen (11/24/1957 vs. Redskins)	3
3.	many times	2

LONGEST RECEIVING TDs, ROOKIES

	PLAYER (GAME)	YARDS
1.	Fred Barnett (12/2/1990 at Bills)	95t
2.	Hank Baskett (12/31/2006 vs. Falcons)	89t
3.	Hank Baskett (10/8/2006 vs. Cowboys)	87t
4.	Kenny Jackson (10/21/1984 vs. NY Giants)	83t
5.	Charle Young (11/18/1973 at Cowboys)	80t
6.	Mel Bleeker (10/22/1944 vs. Boston Yanks)	75t
7.	Glen Young (11/6/1983 vs. Cowboys)	71t
8.	Clyde Scott (11/13/1949 at Redskins)	70t

ALL-TIME 300-YARD PASSING GAMES

Date	Player/Opponent/Result	Att-Cmp-Yd-TD-INT
12/3/18	**Carson Wentz vs. Redskins (W)**	**39-27-306-2-1**
11/11/18	**Carson Wentz vs. Cowboys (L)**	**44-32-369-2-1**
10/21/18	**Carson Wentz vs. Panthers (L)**	**37-30-310-2-0**
10/7/18	**Carson Wentz vs. Vikings (L)**	**35-24-311-2-0**
9/30/18	**Carson Wentz at Titans (L)**	**50-33-348-2-0**
9/16/18	**Nick Foles at Buccaneers (L)**	**48-35-334-1-0**
2/4/18	**Nick Foles vs. Patriots (W)**	**43-28-373-3-1**
1/21/18	**Nick Foles vs. Vikings (W)**	**33-26-352-3-0**
12/3/17	**Carson Wentz at Seahawks (L)**	**45-29-348-1-1**
10/8/17	**Carson Wentz vs. Cardinals (W)**	**30-21-304-4-1**
9/17/17	**Carson Wentz at Chiefs (L)**	**46-25-333-2-1**
9/10/17	**Carson Wentz at Redskins (W)**	**39-26-307-2-1**
12/11/16	**Carson Wentz* vs. Redskins (L)**	**46-32-314-1-1**
12/4/16	**Carson Wentz* at Bengals (L)**	**60-36-308-1-3**
11/6/16	**Carson Wentz* at Giants (L)**	**47-27-364-0-2**
9/25/16	**Carson Wentz* vs. Steelers (W)**	**31-23-301-2-0**
1/3/16	Sam Bradford at Giants (W)	38-30-320-2-1
12/26/15	Sam Bradford vs. Redskins (L)	56-37-380-1-0
12/20/15	Sam Bradford vs. Cardinals (L)	41-28-361-2-2
10/11/15	Sam Bradford vs. Saints (W)	45-32-333-2-2
9/14/15	Sam Bradford at Falcons (L)	52-36-336-1-2
12/20/14	Mark Sanchez at Redskins (L)	50-37-374-2-1
11/23/14	Mark Sanchez vs. Titans (W)	43-30-307-1-2
11/16/14	Mark Sanchez at Packers (L)	44-26-346-2-2
11/10/14	Mark Sanchez vs. Panthers (W)	37-20-332-2-0
10/26/14	**Nick Foles at Cardinals (L)**	**62-36-411-2-2**
9/21/14	**Nick Foles vs. Redskins (W)**	**41-27-325-3-0**
9/15/14	**Nick Foles at Colts (W)**	**37-21-331-1-1**
9/7/14	**Nick Foles vs. Jaguars (W)**	**45-27-322-2-1**
12/15/13	**Nick Foles at Vikings (L)**	**48-30-428-3-1**
11/3/13	**Nick Foles at Raiders (W)**	**28-22-406-7-0**
9/15/13	Michael Vick vs. Chargers (L)	36-23-428-2-0
12/23/12	**Nick Foles* vs. Redskins (L)**	**48-32-345-1-1**
12/9/12	**Nick Foles* at Buccaneers (W)**	**51-32-381-2-0**
10/14/12	Michael Vick vs. Lions (L)	46-28-311-2-2
9/16/12	Michael Vick vs. Ravens (W)	32-23-371-1-2
9/9/12	Michael Vick at Browns (W)	56-29-317-2-4
1/1/12	Michael Vick vs. Redskins (W)	39-24-335-3-1
11/27/11	Vince Young vs. Patriots (L)	48-26-400-1-1
10/9/11	Michael Vick at Bills (L)	40-26-315-2-4
10/2/11	Michael Vick vs. 49ers (L)	46-30-416-2-1
12/2/10	Michael Vick vs. Texans (W)	33-22-302-2-1
11/28/10	Michael Vick at Bears (L)	44-29-333-2-1
11/15/10	Michael Vick at Redskins (W)	28-20-333-4-0
10/17/10	Kevin Kolb vs. Falcons (W)	29-23-326-3-1
12/27/09	Donovan McNabb vs. Broncos (W)	35-20-322-3-1
12/20/09	Donovan McNabb vs. 49ers (W)	36-21-306-1-2
11/15/09	Donovan McNabb at Chargers (L)	55-35-450-2-1
9/27/09	Kevin Kolb vs. Chiefs (W)	34-24-327-2-0
9/20/09	Kevin Kolb vs. Saints (L)	51-31-391-2-3
1/18/09	Donovan McNabb at Cardinals (L)	47-28-375-3-1
1/4/09	Donovan McNabb at Vikings (W)	34-23-300-1-1
11/16/08	Donovan NcNabb at Bengals (T) OT	58-28-339-1-3
11/2/08	Donovan McNabb at Seahawks (W)	43-28-349-2-1
9/7/08	Donovan McNabb vs. Rams (W)	33-21-361-3-0
12/30/07	Donovan McNabb vs. Bills (W)	41-29-345-1-1
11/25/07	A.J. Feeley at Patriots (L)	42-27-345-3-3
10/28/07	Donovan McNabb at Vikings (W)	36-23-333-1-0
9/23/07	Donovan McNabb vs. Lions (W)	26-21-381-4-0
12/31/06	A.J. Feeley vs. Falcons (W)	33-22-321-3-0
12/4/06	Jeff Garcia vs. Panthers (W)	39-21-312-3-0
10/22/06	Donovan McNabb at Buccaneers (L)	35-22-302-3-3
10/8/06	Donovan McNabb vs. Cowboys (W)	33-18-354-2-0
9/17/06	Donovan McNabb vs. Giants (L) OT	45-27-350-2-0
9/10/06	Donovan McNabb at Texans (W)	35-24-314-3-1
11/6/05	Donovan McNabb at Redskins (L)	35-22-304-1-1
10/2/05	Donovan McNabb at Chiefs (W)	48-33-369-3-1
9/25/05	Donovan McNabb vs. Raiders (W)	52-30-365-2-1
9/18/05	Donovan McNabb vs. 49ers (W)	29-23-342-5-0
2/6/05	Donovan McNabb vs. Patriots (L)	51-30-357-3-3
12/5/04	Donovan McNabb vs. Packers (W)	43-32-464-5-0
11/15/04	Donovan McNabb at Cowboys (W)	27-15-345-4-0
10/24/04	Donovan McNabb at Browns (W) OT	43-28-376-4-1
9/26/04	Donovan McNabb at Lions (W)	42-29-356-2-0
9/12/04	Donovan McNabb vs. Giants (W)	36-26-330-4-0
11/16/03	Donovan McNabb vs. Giants (W)	30-24-314-2-0
11/2/03	Donovan McNabb at Falcons (W)	33-21-312-1-0
9/9/01	Donovan McNabb vs. Rams (L)	48-32-312-2-1
12/10/00	Donovan McNabb at Browns (W)	36-23-390-4-0
10/1/00	Donovan McNabb vs. Falcons (W)	44-30-311-2-1
11/30/97	Bobby Hoying vs. Bengals (W)	42-26-313-4-1
11/24/96	Ty Detmer at Cardinals (L)	38-21-322-0-1
11/10/96	Ty Detmer vs. Bills (L)	44-26-315-2-1
10/27/96	Ty Detmer vs. Panthers (W)	38-23-342-1-1
12/24/94	Bubby Brister at Bengals (L)	37-26-325-1-0
12/4/94	R. Cunningham vs. Cowboys (L)	46-29-327-2-1
10/24/94	R. Cunningham vs. Oilers (W)	24-13-310-2-1
9/12/94	R. Cunningham vs. Bears (W)	36-24-311-3-0
9/4/94	R. Cunningham at Giants (L)	39-20-344-2-0
1/3/94	Bubby Brister at 49ers (W) OT	43-26-350-3-1
9/19/93	R. Cunningham vs. Redskins (W)	39-25-360-3-2
12/13/92	R. Cunningham at Seahawks (W) OT	44-27-365-0-1
11/10/91	Jim McMahon at Browns (W)	43-26-341-3-1
12/18/89	R. Cunningham at Saints (L)	39-19-306-2-2
10/2/89	R. Cunningham at Bears (L)	62-32-401-1-4
9/17/89	R. Cunningham at Redskins (W)	46-34-447-5-1
12/31/88	R. Cunningham at Bears (L)	54-27-407-0-3
11/6/88	R. Cunningham vs. Rams (W)	39-22-323-3-0
10/10/88	R. Cunningham vs. Giants (W)	41-31-369-3-0
11/29/87	R. Cunningham at Patriots (W) OT	31-18-314-2-1
10/11/87	Scott Tinsley at Cowboys (L)	34-24-338-3-0
12/15/85	Ron Jaworski at Chargers (L)	48-29-334-1-3
12/1/85	Ron Jaworski vs. Vikings (L)	42-23-320-2-1
11/3/85	Ron Jaworski at 49ers (L)	48-24-394-1-3
10/20/85	Ron Jaworski vs. Cowboys (W)	35-22-380-1-0
12/16/84	Joe Pisarcik at Falcons (L)	46-24-334-1-0
10/28/84	Ron Jaworski vs. Cardinals (L)	38-22-340-2-3
11/27/83	Ron Jaworski at Redskins (L)	36-19-333-3-1
9/11/83	Ron Jaworski vs. Redskins (L)	37-24-326-1-2
9/19/82	Ron Jaworski at Browns (W)	41-25-334-2-1
9/12/82	Ron Jaworski vs. Redskins (L) OT	38-27-371-2-0
10/18/81	Ron Jaworski at Vikings (L)	44-29-330-2-2
12/21/80	Ron Jaworski at Cowboys (L)	30-18-331-1-0
11/9/80	Ron Jaworski at Saints (W)	32-21-323-3-0
12/16/73	Roman Gabriel at Redskins (L)	39-22-302-1-1
12/2/73	Roman Gabriel at 49ers (L)	55-28-322-2-1
10/14/73	Roman Gabriel at Cardinals (W)	45-29-379-3-0
9/19/71	Pete Liske at Bengals (L)	40-20-301-2-3
9/28/69	Norm Snead vs. Steelers (W)	30-22-335-5-1
11/19/67	Norm Snead vs. Saints (W)	27-19-309-4-2
10/22/67	Norm Snead at Cardinals (L)	32-16-321-2-2
9/17/67	Norm Snead vs. Redskins (W)	27-18-301-2-0
12/5/65	Norm Snead vs. Cowboys (L)	43-20-320-0-1

* - denotes rookie

Underline - denotes playoff game

ALL-TIME 300-YARD PASSING GAMES

Date	Player/Opponent/Result	Att-Cmp-Yd-TD-INT
11/14/65	Norm Snead vs. Redskins (W)	28-21-311-0-1
11/7/65	Norm Snead at Browns (L)	36-18-362-3-2
10/17/65	King Hill at Giants (L)	41-23-321-3-4
12/13/64	Norm Snead at Cardinals (L)	31-15-301-3-2
10/13/63	Sonny Jurgensen at Redskins (W)	29-17-315-4-2
9/15/63	Sonny Jurgensen vs. Steelers (T)	26-16-322-3-2
12/16/62	Sonny Jurgensen at Cardinals (L)	34-15-419-5-3
11/25/62	Sonny Jurgensen vs. Cowboys (W)	21-13-342-1-2
12/17/61	Sonny Jurgensen at Lions (W)	42-27-403-3-2
12/10/61	Sonny Jurgensen vs. Giants (L)	31-16-367-3-2
11/26/61	Sonny Jurgensen vs. Cowboys (W)	23-16-351-5-2
10/29/61	Sonny Jurgensen at Redskins (W)	41-27-436-3-2
10/1/61	Sonny Jurgensen vs. Cardinals (L)	36-24-399-3-2
9/23/62	Sonny Jurgensen vs. Giants (L)	57-33-396-1-3 11/16/58
Norm Van	Brocklin vs. Cardinals(W)	29-19-318-2-1
10/1/55	Bobby Thomason vs. Redskins (L)	37-25-349-4-0
11/28/54	Adrian Burk vs. Redskins (W)	28-17-345-5-1
12/13/53	Bobby Thomason vs. Browns (W)	35-23-331-3-0
11/15/53	Bobby Thomason vs. Colts (W)	37-18-329-3-5
11/8/53	Bobby Thomason vs. Giants (W)	44-22-437-4-1
12/1/40	Davey O'Brien at Redskins (L)	60-33-316-1-

* - denotes rookie

Underline - denotes playoff game

MOST 300-YARD PASSING GAMES, Career

1. Donovan McNabb 30
2t. Carson Wentz 13
Randall Cunningham 13
4. Ron Jaworski. 12
5. Nick Foles 11
6t. Michael Vick 10
Sonny Jurgensen 10
*includes playoff games

MOST 300-YARD PASSING GAMES, Season

1t. Carson Wentz (2018) 5
Sam Bradford (2015). 5
Donovan McNabb (2004). 5
Sonny Jurgensen (1961) 5
5t. Carson Wentz (2017) 4
Carson Wentz (2016) - rookie. 4
Mark Sanchez (2014) 4
Nick Foles (2014) 4
Donovan McNabb (2006 and 2005) 4
Randall Cunningham (1994). 4
Ron Jaworski (1985) 4
*regular season only

CONSECUTIVE 300-YARD PASSING GAMES

1t. Sam Bradford (2015). 3
Mark Sanchez (2014) 3
Nick Foles (2014) 3
Michael Vick (2011-12) 3
Donovan McNabb (2005). 3

MOST 400-YARD PASSING GAMES, Career

1t. Nick Foles 3
Michael Vick 3
Randall Cunningham 3
Sonny Jurgensen 3
5. Donovan McNabb 2
*includes playoff games

MOST 400-YARD PASSING GAMES, Season

1t. Nick Foles (2013) 2
Randall Cunningham (1989). 2
Sonny Jurgensen (1961) 2
*regular season only

100-100-300 PERFORMANCES IN SAME GAME

Date	100-yd. Rusher (yards)	100-yd. Receiver (yards)	300-yd. Passer (yards)
9/23/07 vs. Det.	Brian Westbrook (110)	Kevin Curtis (221), Brian Westbrook (111)	Donovan McNabb (381)
10/22/06 at TB	Brian Westbrook (101)	Brian Westbrook (113)	Donovan McNabb (302)
10/1/00 vs. Atl.	Brian Mitchell (105)	Torrance Small (122)	Donovan McNabb (311)
12/13/92 at Sea.	Herschel Walker (111)	Fred Barnett (161)	Randall Cunningham (365)
11/29/87 at NE	Anthony Toney (123)	Mike Quick (121)	Randall Cunningham (314)
11/7/65 at Cle.	Timmy Brown (186)	Pete Retzlaff (151)	Norm Snead (362)
11/25/62 vs. Dal.	Timmy Brown (107)	Pete Retzlaff (113), Tommy McDonald (108)	Sonny Jurgensen (342)
11/15/53 vs. Bal.	Don Johnson (100)	Pete Pihos (118), Bobby Walston (110)	Bobby Thomason (329)

ALL-TIME 100-YARD RUSHING GAMES

Date	Player/Opponent/Result	Att-Yds-LG-TD
10/1/17	LeGarrette Blount at LA Chargers (W)	16-136-68-0
12/18/16	Ryan Mathews at Ravens (L)	20-128-19-1
11/13/16	Ryan Mathews vs. Falcons (W)	19-109-21-2
10/19/15	DeMarco Murray vs. Giants (W)	21-112-21-1
9/27/15	Ryan Mathews at Jets (W)	24-108-27-0
11/27/14	LeSean McCoy at Cowboys (W)	25-159-38t-1
11/23/14	LeSean McCoy vs. Titans (W)	21-130-53-1
11/2/14	LeSean McCoy at Texans (W)	24-117-26-0
10/12/14	LeSean McCoy vs. Giants (W)	22-149-28-0
12/29/13	LeSean McCoy at Cowboys (W)	27-131-20-0
12/22/13	LeSean McCoy vs. Bears (W)	18-133-19-2
12/22/13	Bryce Brown vs. Bears (W)	9-115-65t-1
12/8/13	LeSean McCoy vs. Lions (W)	29-217-57t-2
11/10/13	LeSean McCoy at Packers (W)	25-155-30-0
10/13/13	LeSean McCoy at Buccaneers (W)	25-116-19-0
9/19/13	LeSean McCoy vs. Chiefs (L)	20-158-41t-1
9/9/13	LeSean McCoy at Redskins (W)	31-184-34t-1
12/2/12	Bryce Brown* at Cowboys (L)	24-169-39-2
11/26/12	Bryce Brown* vs. Panthers (L) - first start	19-178-65t-2
11/5/12	LeSean McCoy at Saints (L)	19-119-34-0
9/30/12	LeSean McCoy vs. Giants (W)	23-123-34-0
9/9/12	LeSean McCoy at Browns (W)	20-110-22-0
12/18/11	LeSean McCoy vs. Jets (W)	18-102-33t-3
11/20/11	LeSean McCoy at Giants (W)	23-113-60-0
10/30/11	LeSean McCoy vs. Cowboys (W)	30-185-34-2
10/16/11	LeSean McCoy at Redskins (W)	28-126-21-1
9/25/11	LeSean McCoy vs. Giants (L)	24-128-21-1
9/11/11	LeSean McCoy at Rams (W)	15-122-49t-1
12/19/10	Michael Vick (QB) at Giants (W)	10-130-35-1
12/12/10	LeSean McCoy at Cowboys (W)	16-149-56-0
11/21/10	LeSean McCoy vs. Giants (W)	14-111-50t-1
11/15/10	Jerome Harrison at Redskins (W)	11-109-50t-1
9/19/10	LeSean McCoy at Lions (W)	16-120-46t-3
9/12/10	Michael Vick (QB) vs. Packers (L)	11-103-31-0
12/7/08	Brian Westbrook at Giants (W)	33-131-30t-1
11/27/08	Brian Westbrook vs. Cardinals (W)	22-110-17-2
10/26/08	Brian Westbrook vs. Falcons (W)	22-167-39t-2
12/23/07	Brian Westbrook at Saints (W)	17-100-21-0
12/9/07	Brian Westbrook vs. Giants (L)	20-116-21-0
11/18/07	Brian Westbrook vs. Dolphins (W)	32-148-36-0
11/11/07	Brian Westbrook at Redskins (W)	20-100-13-1
10/14/07	Brian Westbrook at Jets (W)	20-120-22-0
9/30/07	Correll Buckhalter at Giants (L)	17-103-17-0
9/23/07	Brian Westbrook vs. Lions (W)	14-110-25t-2
1/13/07	Brian Westbrook at Saints (L)	13-116-62t-2
1/7/07	Brian Westbrook vs. Giants (W)	20-141-49-1
12/25/06	Brian Westbrook at Cowboys (W)	26-122-16-0
11/26/06	Brian Westbrook at Colts (L)	20-124-21-1
11/19/06	Brian Westbrook vs. Titans (L)	22-102-27-0
11/12/06	Brian Westbrook vs. Redskins (W)	22-113-21-0
10/22/06	Brian Westbrook at Buccaneers (L)	13-101-23-0
9/24/06	Brian Westbrook at 49ers (W)	8-117-71t-2
12/11/05	Ryan Moats* vs. Giants (L) OT	11-114-40t-2
11/27/05	Brian Westbrook vs. Packers (W)	20-120-27t-1
10/3/04	Brian Westbrook at Bears (W)	22-119-29-0
9/12/04	Brian Westbrook vs. Giants (W)	17-119-50-0
1/11/04	Donovan McNabb vs. Packers (W)	11-107-41-0
12/7/03	Correll Buckhalter vs. Cowboys (W)	13-115-64t-1
10/26/03	Correll Buckhalter vs. Jets (W)	15-100-21-2
12/8/02	Duce Staley at Seahawks (W)	21-100-21t-1
11/17/02	Duce Staley vs. Cardinals (W)	31-135-13-0
10/28/02	Duce Staley vs. Giants (W)	24-126-23-0
10/28/02	Donovan McNabb vs. Giants (W)	8-107-40t-1
10/20/02	Duce Staley vs. Buccaneers (W)	24-152-57-0
10/6/02	Donovan McNabb at Jaguars (L)	12-100-26-1
11/18/01	Duce Staley at Cowboys (W)	26-102-18-0
11/11/01	Duce Staley vs. Vikings (W)	17-146-44t-1
10/7/01	Correll Buckhalter* vs. Cardinals (L)	21-134-37-0
11/26/00	Donovan McNabb at Redskins (W)	11-125-54-1
10/1/00	Brian Mitchell vs. Falcons (W)	2-105-85t-1
9/3/00	Duce Staley at Cowboys (W)	26-201-60-1
11/14/99	Duce Staley vs. Redskins (W)	28-122-20t-1
11/7/99	Duce Staley at Panthers (L)	17-140-29-1
10/17/99	Duce Staley at Bears (W)	23-101-26-0
10/10/99	Duce Staley vs. Cowboys (W)	22-110-19-0
9/12/99	Duce Staley vs. Cardinals (L)	21-111-24t-1
12/13/98	Duce Staley vs. Cardinals (L) OT	30-141-30t-1
11/8/98	Charlie Garner vs. Lions (W)	16-129-40-1
12/21/97	Charlie Garner at Redskins (L)	18-115-26-2
10/5/97	Ricky Watters vs. Redskins (W)	31-104-13-2
9/15/97	Ricky Watters at Cowboys (L)	20-106-20-0
12/1/96	Ricky Watters vs. Giants (W)	29-104-11-0
11/3/96	Ricky Watters at Cowboys (W)	24-116-17-1
10/20/96	Ricky Watters vs. Dolphins (W)	25-173-49t-1
10/13/96	Ricky Watters at Giants (W)	27-110-11-0
9/22/96	Ricky Watters at Falcons (W)	26-121-56t-2
9/15/96	Ricky Watters vs. Lions (W)	27-153-52-1
12/10/95	Ricky Watters vs. Cowboys (W)	33-112-15-1
11/26/95	Ricky Watters at Redskins (W)	25-124-25-2
10/15/95	Ricky Watters at Giants (W)	30-122-14-1
10/8/95	Ricky Watters vs. Redskins (W) OT	25-139-24-0
10/8/95	Charlie Garner vs. Redskins (W) OT	9-120-55t-3
10/9/94	Charlie Garner* vs. Redskins (W)	28-122-12-0
10/2/94	Charlie Garner* at 49ers (W)	16-111-28t-2
1/3/93	Heath Sherman at Saints (W)	21-105-16-1
12/27/92	Herschel Walker vs. Giants (W)	16-104-38-0
12/13/92	Herschel Walker at Seahawks (W) OT	23-111-18-1
12/6/92	Randall Cunningham vs. Vikings (W)	12-121-30-2
11/22/92	Heath Sherman at Giants (W)	17-109-30t-1
10/25/92	Herschel Walker vs. Cardinals (W)	20-112-36-0
9/13/92	Herschel Walker at Cardinals (W)	28-115-20-0
9/6/92	Herschel Walker vs. Saints (W)	26-112-32-0
11/12/90	Heath Sherman vs. Redskins (W)	35-124-22-0
11/4/90	Randall Cunningham vs. Patriots (W)	8-124-52t-1
11/4/90	Heath Sherman vs. Patriots (W)	24-113-17-0
9/23/90	Anthony Toney at Rams (W)	24-103-20-0
12/27/87	Keith Byars vs. Bills (W)	23-102-22-0
11/29/87	Anthony Toney at Patriots (W) OT	24-123-36-1
12/7/86	Keith Byars* vs. Cardinals (T) OT	24-127-32-0
11/16/86	Randall Cunningham vs. Lions (L)	14-110-20-0
12/22/85	Earnest Jackson at Vikings (W)	25-106-59-2
11/17/85	Earnest Jackson at Cardinals (W)	34-162-51t-1
10/13/85	Earnest Jackson vs. Cardinals (W)	27-103-13-0
12/9/84	Wilbert Montgomery vs. Patriots (W)	19-100-14-1
12/19/82	Wilbert Montgomery vs. Oilers (W)	17-147-90t-3
12/20/81	Wilbert Montgomery vs. Cardinals (W)	13-108-41-1
12/6/81	Wilbert Montgomery at Redskins (L)	27-116-13-0
11/22/81	Wilbert Montgomery vs. Giants (L)	25-102-24-0
11/15/81	Wilbert Montgomery vs. Colts (W)	22-115-13-2
11/8/81	Wilbert Montgomery at Cardinals (W)	20-118-23-0
10/25/81	Wilbert Montgomery vs. Buccaneers (W)	22-119-12-1
9/17/81	Wilbert Montgomery at Bills (W)	27-125-15-0
9/13/81	Wilbert Montgomery vs. Patriots (W)	18-137-41-0
1/11/81	Wilbert Montgomery vs. Cowboys (W)	26-194-55-1
9/14/80	Wilbert Montgomery at Vikings (W)	20-169-72t-2

* - denotes rookie; Underline - denotes playoff game

ALL-TIME 100-YARD RUSHING GAMES

Date	Player/Opponent/Result	Att-Yds-LG-TD
12/2/79	Wilbert Montgomery vs. Lions (W)	22-108-20-1
11/25/79	Leroy Harris at Packers (W)	9-137-80-0
11/18/79	Wilbert Montgomery vs. Cardinals (W)	26-118-52-0
11/12/79	Wilbert Montgomery at Cowboys (W)	25-127-37t-1
11/4/79	Wilbert Montgomery vs. Browns (L)	30-197-62t-1
10/14/79	Wilbert Montgomery at Cardinals (W)	25-117-13-1
10/7/79	Wilbert Montgomery vs. Redskins (W)	22-127-24-3
9/23/79	Wilbert Montgomery at Giants (W)	29-126-12-0
12/17/78	Wilbert Montgomery vs. Giants (W)	25-130-47-2
12/17/78	Mike Hogan vs. Giants (W)	22-100-18-0
12/3/78	Wilbert Montgomery at Vikings (L)	24-115-36-1
10/15/78	Wilbert Montgomery vs. Redskins (W)	25-125-24-1
10/1/78	Wilbert Montgomery at Colts (W)	25-144-14-1
9/24/78	Wilbert Montgomery vs. Dolphins (W)	25-111-12-0
9/17/78	Wilbert Montgomery at Saints (W)	18-104-19-0
12/18/77	Wilbert Montgomery* vs. Jets (W)	22-103-27-2
10/9/77	Herb Lusk at Giants (W)	17-117-70-2
12/12/76	Tom Sullivan vs. Seahawks (W)	23-121-26-2
12/12/76	Mike Hogan* vs. Seahawks (W)	19-104-18-0
9/27/76	Mike Hogan* vs. Redskins (L) OT	22-100-32-0
11/25/73	Tom Sullivan vs. Giants (W)	32-156-27-1
10/7/73	Tom Sullivan at Bills (L)	26-155-30-0
10/7/73	Norm Bulaich at Bills (L)	13-104-20-0
9/23/73	Tom Sullivan at Giants (T)	18-100-14-1
12/21/69	Cyril Pinder at 49ers (L)	25-128-29-1
12/7/69	Tom Woodeshick vs. Redskins (L)	20-102-21-0
11/16/69	Tom Woodeshick vs. Rams (L)	25-130-21-1
12/8/68	Tom Woodeshick vs. Saints (W)	18-122-30-1
9/22/68	Tom Woodeshick vs. Giants (L)	15-129-54-1
10/29/67	Tom Woodeshick vs. Cowboys (W)	20-101-26-1
10/8/67	Tom Woodeshick at Falcons (W)	20-129-41-1
12/18/66	Tom Woodeshick at Redskins (W)	27-105-21-2
12/4/66	Jack Concannon vs. Steelers (W)	15-129-29-1
10/23/66	Timmy Brown at Giants (W)	21-100-24-0
9/18/66	Izzy Lang vs. Falcons (W)	16-114-39-1
11/28/65	Timmy Brown at Cardinals (W)	18-180-43-1
11/7/65	Timmy Brown at Browns (L)	16-186-54-1
11/22/64	Earl Gros vs. Cardinals (L)	21-103-22-0
11/15/64	Earl Gros at Cowboys (W)	16-118-47-0
10/18/64	Ollie Matson at Giants (W)	19-100-54-2
10/11/64	Timmy Brown at Redskins (L)	14-101-36-2
10/4/64	Timmy Brown vs. Steelers (W)	16-116-33-0
10/4/64	Earl Gros vs. Steelers (W)	19-129-47-0
11/25/62	Timmy Brown vs. Cowboys (W)	17-107-22-2
10/23/60	Clarence Peaks at Browns (W)	13-102-57-0
11/1/59	Bill Barnes vs. Redskins (W)	13-163-61-1
10/25/59	Bill Barnes at Cardinals (W)	23-111-22-2
11/29/53	Don Johnson* at Giants (L)	13-121-63-1
11/15/53	Don Johnson* vs. Colts (W)	11-100-66-2
12/2/51	Frank Ziegler at Redskins (W)	20-136-28-0
11/19/50	Frank Ziegler vs. Cardinals (L)	18-113-52-0
11/12/50	Steve Van Buren at Redskins (W)	23-108-23-1
10/15/50	Toy Ledbetter* at Colts (W)	23-107-14-1
10/7/50	Frank Ziegler vs. Rams (W)	17-106-38-1
12/18/49	Steve Van Buren at Rams (W)	31-196-49-0
11/27/49	Steve Van Buren vs. Steelers (W)	27-205-41-0
11/20/49	Steve Van Buren vs. NY Bulldogs (W)	35-174-38-2
10/30/49	Steve Van Buren at Steelers (W)	17-103-31-2
10/23/49	Bosh Pritchard vs. Redskins (W)	11-128-77-1
10/3/49	Steve Van Buren at Lions (W)	33-135-12-2
11/21/48	Steve Van Buren vs. Redskins (W)	29-171-21-1
11/14/48	Steve Van Buren vs. Boston Yanks (W)	16-137-28-0
11/7/48	Steve Van Buren at Giants (W)	25-143-20-2
10/31/48	Steve Van Buren at Steelers (W)	22-109-21-1
11/2/47	Steve Van Buren at Redskins (W)	17-138-37-2
10/19/47	Steve Van Buren at Steelers (L)	21-133-45-0
10/5/47	Steve Van Buren vs. Giants (W)	16-105-28-0
11/24/46	Steve Van Buren vs. Redskins (L)	25-130-58-0
12/9/45	Steve Van Buren vs. Boston Yanks (W)	22-100-29-3
12/2/45	Steve Van Buren at Giants (L)	19-100-32-2
11/18/45	Steve Van Buren vs. Steelers (W)	19-107-24-2
11/11/45	Steve Van Buren vs. Giants (W)	19-129-28-2
11/5/44	Steve Van Buren* at Tigers (W)	12-129-70-2
11/28/43	Jack Hinkle at Redskins (W)	26-117-14-1
11/21/43	Jack Hinkle vs. Lions (W)	13-132-56-1
11/15/42	Bosh Pritchard* at Dodgers (W)	14-104-26-0
9/13/36	Swede Hanson vs. Giants (W)	15-107-NA-0
11/11/34	Swede Hanson vs. Dodgers (L)	17-118-NA-0
11/6/34	Swede Hanson vs. Reds (W)	18-190-NA-2
9/16/34	Swede Hanson at Packers (L)	13-116-NA-1

* - denotes rookie; Underline - denotes playoff game

MOST 100-YARD RUSHING GAMES, Career

1. Wilbert Montgomery 26
2. LeSean McCoy 23
3. Brian Westbrook 20
4. Steve Van Buren 19
5. Duce Staley 13

*includes playoff games

MOST 200-YARD RUSHING GAMES, Career

1t. LeSean McCoy, Duce Staley and Steve Van Buren . . 1

MOST 100-YARD RUSHING GAMES, Season

1. Wilbert Montgomery (1981) 8
2. LeSean McCoy (2013) 7
   Wilbert Montgomery (1979) 7
4. LeSean McCoy (2011) 6
   Brian Westbrook (2007) 6
   Brian Westbrook (2006) 6
   Ricky Watters (1996) 6
   Wilbert Montgomery (1978) 6

*regular season only

ALL-TIME 100 YARD RECEIVING GAMES

Date	Player/Opponent/Result	Yds (Rec, TD)
11/11/18	**Zach Ertz vs. Cowboys (L)**	**145 (14, 2)**
10/21/18	**Zach Ertz vs. Panthers (L)**	**138 (9, 0)**
10/7/18	**Zach Ertz vs. Vikings (L)**	**110 (10, 1)**
9/30/18	**Zach Ertz at Titans (L)**	**112 (10, 0)**
9/30/18	**Alshon Jeffery at Titans (L)**	**105 (8, 1)**
2/4/18	**Corey Clement* vs. Patriots**	**100 (4, 1)**
12/10/17	Torrey Smith at LA Rams (W)	100 (6, 0)
12/3/17	**Nelson Agholor at Seahawks (L)**	**141 (7, 1)**
11/26/17	**Zach Ertz (TE) vs. Bears (W)**	**103 (10, 1)**
1/1/17	**Zach Ertz (TE) vs. Cowboys (W)**	**139 (13, 2)**
12/11/16	**Zach Ertz (TE) vs. Redskins (L)**	**112 (10, 0)**
9/25/16	**Darren Sproles (RB) vs. Steelers (W)**	**128 (6, 1)**
9/11/16	**Jordan Matthews vs. Browns (W)**	**114 (7, 1)**
1/3/16	**Zach Ertz (TE) at Giants (W)**	**152 (9, 0)**
12/26/15	**Zach Ertz (TE) vs. Redskins (L)**	**122 (13, 0)**
12/26/15	**Jordan Matthews vs. Redskins (L)**	**104 (6, 1)**
12/20/15	**Jordan Matthews vs. Cardinals (L)**	**159 (8, 1)**
11/15/15	Brent Celek (TE) vs. Dolphins (L)	134 (4, 0)
11/8/15	**Jordan Matthews at Cowboys (W)**	**133 (9, 1)**
9/14/15	**Jordan Matthews at Falcons (L)**	**102 (10, 0)**
12/28/14	**Jordan Matthews* at Giants (W)**	**105 (8, 1)**
12/20/14	**Zach Ertz (TE) at Redskins (L)**	**115 (15, 0)**
11/27/14	Jeremy Maclin at Cowboys (W)	108 (8, 0)
11/16/14	**Jordan Matthews* at Packers (L)**	**107 (5, 1)**
11/10/14	**Jordan Matthews* vs. Panthers (W)**	**138 (7, 2)**
11/10/14	Brent Celek (TE) vs. Panthers (W)	116 (5, 0)
11/2/14	Jeremy Maclin at Texans (W)	158 (6, 2)
10/26/14	Jeremy Maclin at Cardinals (L)	187 (12, 2)
9/21/14	Jeremy Maclin vs. Redskins (W)	154 (8, 1)
9/15/14	**Darren Sproles (RB) at Colts (W)**	**152 (7, 0)**
12/15/13	DeSean Jackson at Vikings (L)	195 (10, 1)
11/10/13	Riley Cooper at Packers (W)	102 (3, 2)
11/3/13	DeSean Jackson at Raiders (W)	150 (5, 1)
11/3/13	Riley Cooper at Raiders (W)	139 (5, 3)
10/13/13	Riley Cooper at Buccaneers (W)	120 (4, 1)
10/6/13	DeSean Jackson at Giants (W)	132 (7, 1)
9/15/13	DeSean Jackson vs. Chargers (L)	193 (9, 1)
9/15/13	LeSean McCoy (RB) vs. Chargers (L)	114 (5, 0)
9/9/13	DeSean Jackson at Redskins (W)	104 (7, 1)
12/23/12	Jeremy Maclin vs. Redskins (L)	116 (8, 1)
12/9/12	Jason Avant at Buccaneers (W)	133 (7, 0)
12/9/12	Jeremy Maclin at Buccaneers (W)	104 (9, 1)
11/5/12	DeSean Jackson at Saints (L)	100 (3, 1)
10/14/12	Jeremy Maclin vs. Lions (L)	130 (6, 1)
9/16/12	Brent Celek (TE) vs. Ravens (W)	157 (8, 0)
9/16/12	DeSean Jackson vs. Ravens (W)	114 (7, 0)
1/1/12	Jeremy Maclin vs. Redskins (W)	105 (8, 0)
12/18/11	Brent Celek (TE) vs. Jets (W)	156 (5, 1)
11/27/11	Jason Avant vs. Patriots (L)	110 (8, 1)
10/16/11	Jeremy Maclin at Redskins (W)	101 (5, 0)
10/9/11	Jason Avant at Bills (L)	139 (9, 0)
10/2/11	DeSean Jackson vs. 49ers (L)	171 (6, 0)
9/18/11	Jeremy Maclin at Falcons (L)	171 (13, 2)
9/11/11	DeSean Jackson at Rams (W)	102 (6, 1)
12/12/10	DeSean Jackson at Cowboys (W)	210 (4, 1)
11/21/10	Jeremy Maclin vs. Giants (W)	120 (9, 0)
11/7/10	DeSean Jackson vs. Colts (W)	109 (7, 1)
10/17/10	Jeremy Maclin vs. Falcons (W)	159 (7, 2)
10/3/10	LeSean McCoy (RB) vs. Redskins (L)	110 (12, 0)
9/26/10	DeSean Jackson at Jaguars (W)	153 (5, 1)
9/19/10	DeSean Jackson at Lions (W)	135 (4, 1)
1/9/10	Jeremy Maclin* at Cowboys (L)	146 (7, 1)
12/27/09	Brent Celek (TE) vs. Broncos (W)	121 (4, 1)
12/20/09	DeSean Jackson vs. 49ers (W)	140 (6, 1)
12/13/09	DeSean Jackson at Giants (W)	178 (6, 1)
11/22/09	DeSean Jackson at Bears (W)	107 (8, 1)
11/15/09	Jason Avant at Chargers (L)	156 (8, 0)
10/11/09	Jeremy Maclin* vs. Buccaneers (W)	142 (6, 2)
9/27/09	DeSean Jackson vs. Chiefs (W)	149 (6, 1)
9/27/09	Brent Celek (TE) vs. Chiefs (W)	104 (8, 1)
9/20/09	Brent Celek (TE) vs. Saints (L)	104 (8, 0)
9/20/09	DeSean Jackson vs. Saints (L)	101 (4, 1)
1/18/09	Kevin Curtis at Cardinals (L)	122 (4, 0)
12/15/08	Jason Avant vs. Browns (W)	101 (5, 0)
11/2/08	Brent Celek (TE) at Seahawks (W)	131 (6, 0)
9/15/08	DeSean Jackson* at Cowboys (L)	110 (6, 0)
9/7/08	Hank Baskett vs. Rams (W)	102 (2, 1)
9/7/08	DeSean Jackson* vs. Rams (W) - first start	106 (6, 0)
9/7/08	Greg Lewis vs. Rams (W)	104 (5, 0)
12/2/07	Kevin Curtis vs. Seahawks (L)	111 (6, 1)
10/28/07	Reggie Brown at Vikings (W)	105 (8, 0)
10/14/07	Kevin Curtis at Jets (W)	121 (5, 1)
9/23/07	Kevin Curtis vs. Lions (W)	221 (11, 3)
9/23/07	Brian Westbrook (RB) vs. Lions (W)	111 (5, 1)
	Westbrook also 14-110-2TDs rushing	
1/13/07	Donté Stallworth at Saints (L)	100 (3, 1)
12/31/06	Hank Baskett* vs. Falcons (W)	177 (7, 1)
12/4/06	Donté Stallworth vs. Panthers (W)	111 (4, 1)
11/12/06	Donté Stalllworth vs. Redskins (W)	139 (6, 1)
10/22/06	Brian Westbrook (RB) at Bucs (L)	113 (7, 1)
	Westbrook also 13-101-0TDs rushing	
10/15/06	Reggie Brown at Saints (W)	121 (6, 1)
10/8/06	Hank Baskett* vs. Cowboys (W)	112 (3, 1)
9/24/06	Reggie Brown at 49ers (W)	106 (5, 0)
9/17/06	L.J. Smith (TE) vs. Giants (L) OT	111 (7, 0)
9/10/06	Donté Stallworth at Texans (W)	141 (6, 1)
10/30/05	Terrell Owens at Broncos (L)	154 (3, 1)
10/2/05	Terrell Owens at Chiefs (W)	171 (11, 1)
9/25/05	Brian Westbrook (RB) vs. Raiders (W)	140 (6, 1)
9/18/05	L.J. Smith (TE) vs. 49ers (W)	119 (9, 1)
9/18/05	Terrell Owens vs. 49ers (W)	143 (5, 2)
9/12/05	Terrell Owens at Falcons (L)	112 (7, 0)
2/6/05	Terrell Owens vs. Patriots (L)	122 (9, 0)
12/5/04	Terrell Owens vs. Packers (W)	161 (8, 1)
12/5/04	Brian Westbrook (RB) vs. Packers (W)	156 (11, 3)
11/21/04	Todd Pinkston vs. Redskins (W)	106 (5, 0)
11/15/04	Terrell Owens at Cowboys (W)	134 (6, 3)
10/31/04	Terrell Owens vs. Ravens (W)	101 (8, 1)
10/24/04	Terrell Owens at Browns (W) OT	109 (4, 2)
10/24/04	Todd Pinkston at Browns (W) OT	100 (6, 0)
10/17/04	Terrell Owens vs. Panthers (W)	123 (4, 0)
10/3/04	Terrell Owens at Bears (W)	110 (8, 1)
9/26/04	Terrell Owens at Lions (W)	107 (6, 1)
12/21/03	Todd Pinkston vs. 49ers (L) OT	121 (5, 1)
9/22/02	Antonio Freeman vs. Cowboys (W)	118 (6, 1)
9/16/02	James Thrash at Redskins (W)	107 (6, 1)
12/30/01	James Thrash vs. Giants (W)	143 (7, 1)
12/22/01	Duce Staley (RB) at 49ers (L)	103 (9, 0)
9/23/01	James Thrash at Seahawks (W)	165 (10, 2)
12/10/00	Chad Lewis (TE) at Browns (W)	100 (5, 0)
10/1/00	Torrance Small vs. Falcons (W)	122 (4, 1)
10/31/99	Torrance Small vs. Giants (L) OT	119 (4, 1)
11/30/97	Irving Fryar vs. Bengals (W)	122 (7, 0)
11/23/97	Irving Fryar vs. Steelers (W)	116 (7, 1)
11/10/97	Irving Fryar vs. 49ers (L)	138 (9, 0)

* - denotes rookie; Underline - denotes playoff game

ALL-TIME 100-YARD RECEIVING GAMES

Date	Player/Opponent/Result	Yds (Rec, TD)
10/12/97	Irving Fryar at Jaguars (L)	124 (10, 3)
9/28/97	Irving Fryar at Vikings (L)	120 (9, 1)
9/7/97	Irving Fryar vs. Packers (W)	125 (8, 0)
8/31/97	Michael Timpson at Giants (L)	125 (9, 0)
11/24/96	Irving Fryar at Cardinals (L)	131 (7, 0)
11/17/96	Chris T. Jones vs. Redskins (L)	103 (7, 1)
11/3/96	Irving Fryar at Cowboys (W)	120 (9, 1)
10/27/96	Irving Fryar vs. Panthers (W)	143 (7, 0)
10/20/96	Irving Fryar vs. Dolphins (W)	116 (8, 4)
9/15/96	Chris T. Jones vs. Lions (W)	121 (9, 1)
12/30/95	Fred Barnett vs. Lions (W)	109 (8, 1)
12/17/95	Calvin Williams vs. Cardinals (W)	105 (7, 1)
11/12/95	Fred Barnett vs. Broncos (W)	105 (7, 0)
12/24/94	Calvin Williams at Bengals (L)	122 (6, 0)
11/6/94	Fred Barnett vs. Cardinals (W)	173 (11, 2)
10/24/94	Fred Barnett vs. Oilers (W)	187 (5, 1)
10/2/94	Calvin Williams at 49ers (W)	122 (9, 0)
9/12/94	Fred Barnett vs. Bears (W)	102 (8, 0)
1/3/94	James Joseph (RB) at 49ers (W) OT	109 (6, 0)
12/19/93	Calvin Williams at Colts (W)	105 (6, 1)
12/12/93	Herschel Walker (RB) vs. Bills (L)	109 (11, 0)
11/28/93	Herschel Walker (RB) at Redskins (W)	103 (10, 0)
9/19/93	Calvin Williams vs. Redskins (W)	181 (8, 3)
1/3/93	Fred Barnett at Saints (W)	102 (4, 2)
12/13/92	Fred Barnett at Seahawks (W) OT	161 (9, 0)
9/20/92	Fred Barnett vs. Broncos (W)	102 (5, 1)
9/20/92	Calvin Williams vs. Broncos (W)	108 (5, 2)
9/13/92	Fred Barnett at Cardinals (W)	193 (8, 2)
11/17/91	Fred Barnett vs. Bengals (W)	108 (6, 0)
11/10/91	Fred Barnett at Browns (W)	146 (8, 1)
9/22/91	Roy Green vs. Steelers (W)	114 (6, 0)
9/15/91	Fred Barnett at Cowboys (W)	111 (7, 1)
9/1/91	Keith Byars (RB) at Packers (W)	111 (8, 1)
1/5/91	Keith Jackson (TE) vs. Redskins (L)	116 (5, 0)
12/16/90	Fred Barnett* vs. Packers (W)	108 (5, 0)
12/2/90	Fred Barnett* at Bills (L)	112 (2, 1)
11/25/90	Keith Byars (RB) vs. Giants (W)	128 (8, 0)
10/15/90	Fred Barnett* vs. Vikings (W)	114 (4, 1)
9/30/90	Keith Byars (RB) vs. Colts (L)	133 (12, 0)
12/18/89	Keith Byars (RB) at Saints (L)	109 (6, 0)
10/2/89	Cris Carter at Bears (L)	113 (8, 0)
9/17/89	Keith Byars (RB) at Redskins (W)	130 (8, 0)
9/17/89	Keith Jackson (TE) at Redskins (W)	126 (12, 3)
9/10/89	Mike Quick vs. Seahawks (W)	140 (6, 1)
12/31/88	Keith Byars (RB) at Bears (L)	103 (9, 0)
12/31/88	Keith Jackson* (TE) at Bears (L)	142 (7, 0)
10/10/88	Cris Carter vs. Giants (W)	162 (5, 1)
9/18/88	Mike Quick at Redskins (L)	105 (4, 1)
12/20/87	Mike Quick at Jets (W)	148 (6, 2)
11/29/87	Mike Quick at Patriots (W) OT	121 (5, 2)
10/18/87	Otis Grant at Packers (L) OT	135 (7, 0)
10/11/87	Kevin Bowman at Cowboys (L)	123 (5, 1)
12/7/86	Mike Quick vs. Cardinals (T) OT	127 (5, 0)
11/30/86	Mike Quick at Raiders (W) OT	145 (8, 3)
9/21/86	Kenny Jackson vs. Broncos (L)	127 (5, 1)
12/1/85	Mike Quick vs. Vikings (L)	127 (8, 1)
11/10/85	Mike Quick vs. Falcons (W)	145 (3, 1)
11/3/85	Mike Quick at 49ers (L)	146 (6, 1)
10/27/85	Mike Quick vs. Bills (W)	117 (8, 1)
10/20/85	Kenny Jackson vs. Cowboys (W)	134 (6, 1)
10/13/85	Herman Hunter* (RB) vs. Cardinals (W)	120 (6, 1)
10/6/85	John Spagnola (TE) at Saints (L)	124 (12, 2)
12/16/84	Mike Quick at Falcons (L)	135 (7, 1)
12/2/84	John Spagnola (TE) vs. Cowboys (L)	114 (11, 0)
11/25/84	Mike Quick at Cardinals (L)	107 (8, 1)
11/4/84	Mike Quick at Lions (T) OT	110 (5, 1)
10/28/84	Mike Quick vs. Cardinals (L)	170 (6, 1)
9/2/84	Mike Quick at Giants (L)	147 (8, 1)
12/18/83	Harold Carmichael at Cardinals (L)	102 (5, 0)
11/27/83	Melvin Hoover at Redskins (L)	128 (4,0)
11/27/83	Mike Quick at Redskins (L)	104 (5, 2)
11/6/83	Mike Quick vs. Cowboys (L)	120 (7, 1)
10/2/83	Mike Quick at Falcons (W)	122 (4, 1)
9/25/83	Mike Quick vs. Cardinals (L)	133 (6, 0)
9/18/83	Mike Quick at Broncos (W)	152 (6, 1)
9/11/83	Mike Quick vs. Redskins (L)	106 (4, 1)
9/11/83	Harold Carmichael vs. Redskins (L)	108 (9, 0)
11/28/82	Harold Carmichael at Redskins (L)	109 (6, 1)
9/19/82	Harold Carmichael at Browns (W)	100 (6, 0)
11/8/81	Harold Carmichael at Cardinals (W)	103 (5, 2)
11/1/81	Harold Carmichael vs. Cowboys (L)	151 (5, 1)
10/18/81	Harold Carmichael at Vikings (L)	109 (8, 1)
10/18/81	Wilbert Montgomery (RB) at Vikings (L)	143 (10, 1)
12/14/80	Charles Smith vs. Cardinals (W)	134 (7, 0)
11/9/80	Charles Smith at Saints (W)	137 (9, 0)
11/2/80	Charles Smith at Seahawks (W)	109 (5, 1)
9/28/80	Harold Carmichael at Cardinals (L)	108 (5, 0)
9/7/80	Harold Carmiachel vs. Broncos (W)	135 (3, 1)
12/23/79	Harold Carmichael vs. Bears (W)	111 (6, 2)
9/10/79	Harold Carmichael vs. Falcons (L)	127 (9, 0)
12/24/78	Charlie Smith at Falcons (L)	108 (7,0)
12/3/78	Harold Carmichael at Vikings (L)	115 (4, 2)
11/19/78	Harold Carmichael at Giants (W)	105 (5, 0)
10/29/78	Harold Carmichael vs. Cardinals (L)	126 (7, 1)
10/22/78	Keith Krepfle (TE) at Cowboys (L)	100 (4, 1)
10/30/77	Harold Carmichael at Redskins (L)	116 (4, 1)
11/9/75	Charles Smith vs. Cardinals (L)	102 (7, 0)
12/8/74	Charle Young (TE) at Giants (W)	103 (9, 1)
11/17/74	Charle Young (TE) vs. Cardinals (L)	101 (7, 0)
12/16/73	Harold Carmichael at Redskins (L)	111 (4, 0)
12/16/73	Charle Young* (TE) at Redskins (L)	104 (5, 1)
12/9/73	Harold Carmichael vs. Jets (W)	146 (5, 1)
12/2/73	Charle Young* (TE) at 49ers (L)	112 (6, 1)
11/18/73	Charle Young* (TE) at Cowboys (L)	113 (4, 1)
11/11/73	Harold Carmichael vs. Falcons (L)	105 (6, 1)
11/4/73	Charle Young* (TE) vs. Patriots (W)	108 (8, 2)
10/14/73	Harold Carmichael at Cardinals (W)	187 (12, 2)
9/30/73	Norm Bulaich vs. Redskins (L)	109 (6, 1)
9/23/73	Harold Carmichael at Giants (T)	103 (5, 1)
12/17/72	Harold Carmichael at Cardinals (L)	100 (5, 1)
11/26/72	Harold Jackson at Giants (L)	152 (5, 1)
10/2/72	Harold Jackson vs. Giants (L)	138 (9, 0)
9/24/72	Harold Jackson vs. Browns (L)	131 (7, 1)
9/17/72	Harold Jackson at Cowboys (L)	161 (9, 0)
12/19/71	Harold Jackson at Giants (W)	145 (7, 1)
12/12/71	Harold Jackson vs. Cardinals (W)	109 (4, 1)
11/28/71	Ben Hawkins vs. Redskins (L)	126 (7, 0)
11/21/71	Harold Jackson at Cardinals (W)	117 (8, 1)
9/19/71	Ben Hawkins at Bengals (L)	118 (7, 2)
11/1/70	Ben Hawkins at Cowboys (L)	105 (2, 1)
10/11/70	Harold Jackson at Giants (L)	194 (7, 2)
12/7/69	Ben Hawkins vs. Redskins (L)	112 (4, 0)
11/30/69	Gary Ballman at Saints (L)	119 (4, 1)
11/23/69	Harold Jackson at Cardinals (W)	127 (8, 0)
11/9/69	Harold Jackson at Redskins (T)	112 (8, 0)

* - denotes rookie; Underline - denotes playoff game

ALL-TIME 100-YARD RECEIVING GAMES

Date	Player/Opponent/Result	Yds (Rec, TD)
10/26/69	Harold Jackson vs. Saints (W)	105 (6, 0)
10/19/69	Harold Jackson at Cowboys (L)	107 (3, 1)
10/13/69	Harold Jackson at Colts (L)	138 (8, 1)
10/5/69	Gary Ballman vs. Cowboys (L)	108 (5, 0)
9/28/69	Ben Hawkins vs. Steelers (W)	145 (7, 4)
11/10/68	Fred Hill (TE) vs. Redskins (L)	114 (9, 0)
10/27/68	Ben Hawkins at Steelers (L)	108 (7, 0)
10/6/68	Ben Hawkins at Redskins (L)	105 (6, 1)
9/29/68	Ben Hawkins vs. Cowboys (L)	103 (6, 0)
12/3/67	Ben Hawkins at Redskins (T)	151 (5, 2)
10/22/67	Ben Hawkins at Cardinals (L)	197 (6, 1)
10/15/67	Ben Hawkins vs. 49ers (L)	150 (6, 1)
10/1/67	Ben Hawkins vs. Steelers (W)	187 (8, 2)
9/17/67	Gary Ballman vs. Redskins (W)	105 (4, 2)
9/17/67	Ben Hawkins vs. Redskins (W)	100 (5, 0)
9/25/66	Pete Retzlaff (TE) vs. Giants (W)	120 (5, 1)
12/5/65	Ray Poage vs. Cowboys (L)	142 (5, 1)
12/5/65	Pete Retzlaff (TE) vs. Cowboys (L)	118 (6, 0)
11/28/65	Pete Retzlaff (TE) at Cardinals (W)	148 (9, 3)
11/14/65	Pete Retzlaff (TE) vs. Redskins (W)	204 (7, 0)
11/7/65	Pete Retzlaff (TE) at Browns (L)	151 (7, 3)
10/17/65	Pete Retzlaff (TE) at Giants (L)	133 (6, 1)
9/26/65	Timmy Brown (RB) vs. Giants (L)	106 (8, 0)
9/19/65	Timmy Brown (RB) vs. Cardinals (W)	129 (7, 1)
12/13/64	Pete Retzlaff (TE) at Cardinals (L)	106 (6, 1)
11/29/64	Pete Retzlaff (TE) at Browns (L)	100 (5, 1)
11/8/64	Pete Retzlaff (TE) at Rams (L)	105 (6, 0)
10/25/64	Bill Mack at Steelers (W)	104 (3, 1)
10/4/64	Timmy Brown (RB) vs. Steelers (W)	110 (2, 2)
	Brown also 16-116-0TDs rushing	
9/20/64	Pete Retzlaff (TE) vs. 49ers (L)	121 (8, 1)
9/13/64	Pete Retzlaff (TE) vs. Giants (W)	139 (6, 1)
10/13/63	Tommy McDonald at Redskins (W)	139 (8, 2)
10/6/63	Pete Retzlaff (TE) vs. Cowboys (W)	107 (4, 0)
9/15/63	Tommy McDonald vs. Steelers (T)	179 (7, 2)
12/16/62	Tommy McDonald at Cardinals (L)	162 (4, 3)
12/16/62	Timmy Brown (RB) at Cardinals (L)	199 (5, 2)
12/9/62	Pete Retzlaff (TE) vs. Steelers (L)	122 (7, 2)
12/2/62	Pete Retzlaff (TE) at Redskins (W)	135 (8, 1)
11/25/62	Tommy McDonald vs. Cowboys (W)	108 (3, 1)
11/25/62	Pete Retzlaff (TE) vs. Cowboys (W)	113 (4, 0)
10/28/62	Timmy Brown (RB) at Vikings (L)	174 (5, 1)
10/21/62	Howard Cassady vs. Redskins (L)	133 (8, 2)
10/14/62	Tommy McDonald at Cowboys (L)	131 (7, 0)
9/30/62	Tommy McDonald vs. Browns (W)	140 (6, 1)
9/23/62	Timmy Brown (RB) vs. Giants (L)	160 (9, 1)
9/16/62	Pete Retzlaff (TE) vs. Cardinals (L)	126 (4, 0)
12/17/61	Pete Retzlaff at Lions (W)	105 (9, 1)
12/10/61	Tommy McDonald vs. Giants (L)	237 (7, 2)
11/26/61	Tommy McDonald vs. Cowboys (W)	131 (5, 3)
11/5/61	Tommy McDonald vs. Bears (W)	109 (6, 1)
10/29/61	Tommy McDonald at Redskins (W)	141 (7, 1)
10/29/61	Pete Retzlaff at Redskins (W)	125 (7, 2)
10/1/61	Tommy McDonald vs. Cardinals (L)	187 (11, 0)
10/1/61	Bobby Walston vs. Cardinals (L)	127 (2, 0)
12/18/60	Tommy McDonald at Redskins (W)	116 (2, 2)
12/18/60	Timmy Brown (RB) at Redskins (W)	128 (5, 1)
12/18/60	Pete Retzlaff at Redskins (W)	110 (5, 1)
12/11/60	Timmy Brown (RB) at Steelers (L)	112 (3, 1)
12/4/60	Pete Retzlaff at Cardinals (W)	123 (5, 1)
11/20/60	Bobby Walston at Giants (W)	119 (6, 0)
11/6/60	Tommy McDonald vs. Steelers (W)	141 (8, 3)
10/9/60	Pete Retzlaff vs. Cardinals (W)	132 (7, 2)
12/6/59	Tommy McDonald at Redskins (W)	153 (9, 3)
11/15/59	Pete Retzlaff vs. Cardinals (W)	137 (5, 1)
10/25/59	Tommy McDonald at Cardinals (W)	122 (3, 2)
10/4/59	Tommy McDonald vs. Giants (W)	133 (6, 3)
12/14/58	Tommy McDonald at Redskins (L)	148 (4, 0)
11/16/58	Bill Barnes (RB) vs. Cardinals (W)	109 (7, 0)
10/26/58	Pete Retzlaff at Packers (L)	121 (6, 0)
10/14/56	Bobby Walston at Steelers (W)	108 (4, 1)
9/30/56	Bobby Walston at Rams (L)	115 (5, 0)
12/11/55	Pete Pihos at Bears (L)	114 (11, 0)
12/4/55	Pete Pihos vs. Cardinals (W)	127 (10, 1)
11/27/55	Pete Pihos vs. Rams (L)	103 (6, 1)
11/13/55	Bill Stribling vs. Browns (W)	123 (6, 2)
11/6/55	Pete Pihos at Redskins (L)	119 (8, 1)
12/12/54	Pete Pihos vs. Giants (W)	119 (8, 1)
11/28/54	Jerry Williams (RB) vs. Redskins (W)	163 (6, 1)
11/7/54	Dom Moselle (RB) vs. Cardinals (W)	100 (7, 1)
10/23/54	Pete Pihos at Steelers (L)	111 (7, 1)
10/17/54	Pete Pihos at Redskins (W)	132 (9, 3)
10/3/54	Jerry Williams (RB) at Cardinals (W)	166 (5, 1)
10/3/54	Bobby Walston at Cardinals (W)	110 (5, 3)
11/21/53	Pete Pihos vs. Cardinals (W)	113 (7, 0)
11/15/53	Pete Pihos vs. Colts (W)	118 (7, 1)
11/15/53	Bobby Walston vs. Colts (W)	110 (7, 0)
11/8/53	Bobby Walston vs. Giants (W)	176 (8, 2)
11/8/53	Pete Pihos vs. Giants (W)	145 (7, 2)
10/25/53	Pete Pihos at Cardinals (W)	156 (8, 1)
10/10/53	Bobby Walston at Browns (L)	110 (4, 0)
12/7/52	Bud Grant vs. Dallas Texans (W)	203 (11, 2)
11/30/52	Bud Grant at Cardinals (L)	186 (8, 1)
11/23/52	Bobby Walston at Browns (W)	121 (4, 1)
10/12/52	Bud Grant vs. Steelers (W)	111 (5, 1)
9/28/52	Bud Grant at Steelers (W)	135 (4, 1)
10/21/51	Bobby Walston* at Giants (L)	118 (6, 2)
10/22/50	Jack Ferrante at Steelers (W)	118 (5, 0)
10/15/50	Jack Ferrante at Colts (W)	103 (6, 0)
10/7/50	Jack Ferrante vs. Rams (W)	101 (4, 2)
11/13/49	Clyde Scott* (RB) at Redskins (W)	127 (4, 1)
12/12/48	Jack Ferrante vs. Lions (W)	184 (7, 3)
11/28/48	Pete Pihos vs. Steelers (W)	112 (7, 1)
11/7/48	Pete Pihos at Giants (W)	128 (5, 2)
12/14/47	Pete Pihos* vs. Packers (W)	108 (4, 1)
11/11/45	Jack Ferrante vs. Giants (W)	135 (5, 2)
10/28/45	Jack Ferrante vs. Browns (W)	101 (5,1)

* - denotes rookie; Underline - denotes playoff game

ALL-TIME 100-YARD RECEIVING GAMES

Date	Player/Opponent/Result	Yds (Rec, TD)
12/5/43	Tony Bova vs. Packers (L)	106 (3, 2)
11/1/42	Fred Meyer* at Redskins (L)	119 (4, 0)
12/1/40	Don Looney* at Redskins (L)	180 (14, 0)
10/26/40	Lester McDonald vs. Brook. Dodg. (L)	102 (6, 0)
9/22/40	Don Looney* at Rams (L)	129 (8, 2)
9/15/40	Don Looney* at Packers (L)	115 (8, 1)
11/19/39	Herschel Ramsey at Bears (L)	131 (8, 1)
9/11/38	Joe Carter vs. Redskins (L)	116 (6, 2)
11/14/37	Joe Carter at Packers (L)	139 (6, 1)

* - denotes rookie; Underline - denotes playoff game

MOST 100-YARD RECEIVING GAMES, Career

1. Pete Retzlaff 23
2. Harold Carmichael 21
   Mike Quick 21
4. DeSean Jackson 20
5. Tommy McDonald 17
6. Fred Barnett 15
7. Jeremy Maclin 14
   Pete Pihos 14
9. Ben Hawkins 13
   Harold Jackson 13

*includes playoff games

MOST 150-YARD RECEIVING GAMES, Career

1. DeSean Jackson 7
2. Jeremy Maclin 5
   Tommy McDonald 5
4. Ben Hawkins 4
   Fred Barnett 4

MOST 200-YARD RECEIVING GAMES, Career

1. DeSean Jackson 1
   Kevin Curtis 1
   Pete Retzlaff 1
   Tommy McDonald 1
   Bud Grant 1

MOST 100-YARD RECEIVING GAMES, Season

1. Terrell Owens (2004) 7
2. Irving Fryar (1997) 6
   Mike Quick (1983) 6
4. (nine times) last by DeSean Jackson (2013) 5

*regular season only

CONSECUTIVE 100-YD RECEIVING GAMES

	PLAYER (YEAR)	GAMES
1.	Terrell Owens (2004)	5
	Harold Jackson (last 2 in 1971, first 3 in 1972)	5
3.	Mike Quick (1983)	4
4.	(seven times) last by Irving Fryar (1996)	3

ALL-TIME MULTI-SACK GAMES

Date	Player/Opponent/Result	Sacks
11/11/18	**Michael Bennett vs. Cowboys (L)**	**2.0**
11/11/18	**Brandon Graham vs. Cowboys (L)**	**1.5**
10/28/18	**Chris Long at Jaguars (W)**	**2.0**
10/28/18	**Jordan Hicks at Jaguars (W)**	**1.5**
9/23/18	**Derek Barnett vs. Colts (W)**	**1.5**
9/6/18	**Fletcher Cox vs. Falcons (W)**	**1.5**
9/6/18	**Jordan Hicks vs. Falcons (W)**	**1.5**
12/3/17	**Brandon Graham at Seahawks (L)**	**1.5**
11/19/17	**Derek Barnett* at Cowboys (W)**	**2.0**
10/23/17	**Derek Barnett* vs. Redskins (W)**	**2.0**
9/10/17	**Brandon Graham at Redskins (W)**	**2.0**
12/11/16	**Fletcher Cox vs. Redskins (L)**	**1.5**
9/25/16	**Fletcher Cox vs. Steelers (W)**	**2.0**
12/26/15	**Fletcher Cox vs. Redskins (L)**	**2.0**
12/6/15	**Brandon Graham at Patriots (W)**	**2.0**
12/6/15	Connor Barwin at Patriots (W)	2.0
11/26/15	Vinny Curry at Lions (L)	2.0
11/8/15	**Brandon Graham at Cobwoys (W)**	**2.0**
10/11/15	**Fletcher Cox vs. Saints (W)**	**3.0**
11/23/14	Connor Barwin vs. Titans (W)	2.0
11/23/14	Trent Cole vs. Titans (W)	2.0
11/10/14	**Brandon Graham vs. Panthers (W)**	**1.5**
11/10/14	Connor Barwin vs. Panthers (W)	3.5
10/12/14	Vinny Curry vs. Giants (W)	2.0
10/12/14	Connor Barwin vs. Giants (W)	3.0
10/5/14	Connor Barwin vs. Rams (W)	2.0
12/22/13	Trent Cole vs. Bears (W)	3.0
12/22/13	Mychal Kendricks vs. Bears (W)	2.0
12/1/13	**Brandon Graham vs. Cardinals (W)**	**2.0**
12/1/13	Trent Cole vs. Cardinals (W)	2.0
11/17/13	Trent Cole vs. Redskins (W)	2.0
12/13/12	**Brandon Graham vs. Bengals (L)**	**2.5**
12/13/12	**Fletcher Cox* vs. Bengals (L)**	**1.5**
12/2/12	**Brandon Graham at Cowboys (L)**	**1.5**
9/23/12	Jason Babin at Cardinals (L)	1.5
12/18/11	Jason Babin vs. Jets (W)	3.0
12/11/11	Jason Babin at Dolphins (W)	3.0
12/11/11	Trent Cole at Dolphins (W)	3.0
12/1/11	Jason Babin at Seahawks (L)	2.0
10/30/11	Jason Babin vs. Cowboys (W)	2.0
10/2/11	Jason Babin vs. 49ers (L)	3.0
9/18/11	Cullen Jenkins at Falcons (L)	2.0
9/11/11	Jason Babin at Rams (W)	2.0
11/28/10	Trent Cole at Bears (L)	2.0
10/17/10	Trent Cole vs. Falcons (W)	2.0
9/26/10	Trent Cole at Jaguars (W)	2.0
9/26/10	Trevor Laws at Jaguars (W)	2.0
9/12/10	Juqua Parker vs. Packers (L)	2.0
12/20/09	Trent Cole vs. 49ers (W)	2.0
12/13/09	Darren Howard at Giants (W)	2.0
10/26/09	Trent Cole at Redskins (W)	2.0
9/13/09	Darren Howard at Panthers (W)	2.0
12/28/08	Chris Clemons vs. Cowboys (W)	2.0
11/16/08	Trent Cole at Bengals (T)	2.0
11/16/08	Darren Howard at Bengals (T)	2.0
11/2/08	Darren Howard at Seahawks (W)	1.5
9/21/08	Juqua Parker vs. Steelers (W)	2.5
9/21/08	Darren Howard vs. Steelers (W)	2.0
9/21/08	Omar Gaither vs. Steelers (W)	1.5
12/9/07	Trent Cole vs. Giants (L)	2.0
10/28/07	Trent Cole at Vikings (W)	2.0
9/23/07	Trent Cole vs. Lions (W)	3.5
9/23/07	Brodrick Bunkley vs. Lions (W)	2.0
9/23/07	Juqua Parker vs. Lions (W)	2.0
9/9/07	Trent Cole at Packers (L)	1.5
1/13/07	Darwin Walker at Saints (L)	2.0
12/31/06	Matt McCoy vs. Falcons (W)	2.0
12/31/06	Juqua Parker vs. Falcons (W)	2.0
11/19/06	Trent Cole vs. Titans (L)	1.5
10/8/06	Darwin Walker vs. Cowboys (W)	3.0
10/8/06	Darren Howard vs. Cowboys (W)	2.0
9/17/06	Jevon Kearse vs. Giants (L)	2.5
9/17/06	Trent Cole vs. Giants (L)	2.0
9/17/06	Mike Patterson vs. Giants (L)	1.5
9/10/06	Trent Cole at Texans (W)	2.0
11/20/05	Jevon Kearse at Giants (L)	2.5
11/20/05	Trent Cole* at Giants (L)	2.0
11/14/05	Trent Cole* vs. Cowboys (L)	2.0
9/12/05	Brian Dawkins at Falcons (L)	1.5
9/12/05	Darwin Walker at Falcons (L)	1.5
1/23/05	Derrick Burgess vs. Falcons (W)	2.0
12/5/04	Corey Simon vs. Packers (W)	2.0
12/5/04	Darwin Walker vs. Packers (W)	2.0
11/28/04	Corey Simon at Giants (W)	2.0
11/7/04	Sam Rayburn at Steelers (L)	2.0
10/31/04	Jevon Kearse vs. Ravens (W)	2.0
9/26/04	Jevon Kearse at Lions (W)	3.0
11/16/03	Darwin Walker vs. Giants (W)	1.5
12/21/02	N.D. Kalu at Cowboys (W)	2.0
12/8/02	Brandon Whiting at Seahawks (W)	2.0
12/1/02	N.D. Kalu vs. Rams (W)	3.0
12/1/02	Hugh Douglas vs. Rams (W)	2.0
11/3/02	Hugh Douglas at Bears (W)	2.0
10/20/02	Carlos Emmons vs. Buccaneers (W)	2.0
12/9/01	Derrick Burgess at Chargers (W)	2.0
11/29/01	Corey Simon at Chiefs (W)	2.0
11/25/01	Corey Simon vs. Redskins (L)	2.0
11/18/01	Troy Vincent at Cowboys (W)	1.5
11/11/01	Hugh Douglas vs. Vikings (W)	2.5
11/4/01	Hugh Douglas vs. Cardinals (W)	2.0
9/23/01	Brandon Whiting at Seahawks (W)	2.0
12/31/00	Hugh Douglas vs. Buccaneers (W)	2.0
11/19/00	Brian Dawkins vs. Cardinals (W)	2.0
11/19/00	Jeremiah Trotter vs. Cardinals (W)	2.0
11/19/00	Corey Simon* vs. Cardinals (W)	1.5
11/5/00	Brandon Whiting vs. Cowboys (W)	1.5
10/22/00	Hugh Douglas vs. Bears (W)	1.5
10/8/00	Hugh Douglas vs. Redskins (L)	2.0
9/24/00	Corey Simon* at Saints (W)	2.0
9/17/00	Hugh Douglas at Packers (L)	2.5
9/3/00	Hugh Douglas at Cowboys (W)	2.0
1/2/00	Tyrone Williams vs. Rams (W)	2.0
12/19/99	Mike Mamula vs. Patriots (W)	3.0
10/31/99	Greg Jefferson vs. Giants (L)	1.5
11/22/98	Bill Johnson at Giants (L)	1.5
11/15/98	Hugh Douglas at Redskins (L)	1.5
11/8/98	Hugh Douglas vs. Lions (W)	2.5
10/18/98	Hugh Douglas at Chargers (L)	4.5
10/11/98	Hollis Thomas vs. Redskins (W)	2.0
10/11/98	Hugh Douglas vs. Redskins (W)	1.5
10/11/98	Al Wallace vs. Redskins (W)	1.5
12/14/97	Greg Jefferson at Falcons (L)	2.0
11/2/97	Hollis Thomas at Cardinals (L)	1.5
10/26/97	Rhett Hall vs. Cowboys (W)	3.5
10/26/97	William Thomas vs. Cowboys (W)	2.0

* - denotes rookie; Underline - denotes playoff game

ALL-TIME MULTI-SACK GAMES

Date	Player/Opponent/Result	Sacks
9/15/97	Bobby Taylor at Cowboys (L)	2.0
12/22/96	William Fuller vs. Cardinals (W)	3.0
12/1/96	William Fuller vs. Giants (W)	2.0
11/24/96	William Thomas at Cardinals (L)	2.0
10/13/96	Mike Mamula at Giants (W)	2.5
10/13/96	William Fuller at Giants (W)	2.0
10/13/96	Rhett Hall at Giants (W)	1.5
10/13/96	William Thomas at Giants (W)	1.5
9/22/96	William Fuller at Falcons (W)	2.0
9/1/96	Mike Mamula at Redskins (W)	2.0
12/17/95	William Fuller vs. Cardinals (L)	2.0
12/10/95	William Fuller vs. Cowboys (W)	1.5
12/3/95	William Fuller at Seahawks (L)	2.0
12/3/95	Kevin Johnson at Seahawks (L)	2.0
11/19/95	Mike Mamula vs. Giants (W)	3.0
11/19/95	Andy Harmon vs. Giants (W)	2.0
10/29/95	William Fuller vs. Rams (W)	2.0
10/29/95	Andy Harmon vs. Rams (W)	2.0
10/15/95	Andy Harmon at Giants (W)	2.0
10/15/95	Kevin Johnson at Giants (W)	2.0
10/8/95	Andy Harmon vs. Redskins (W)	3.0
10/1/95	Mike Mamula at Saints (W)	2.0
12/18/94	Mike Flores vs. Giants (L)	2.0
12/4/94	William Fuller at Cowboys (L)	1.5
11/6/94	Andy Harmon vs. Cardinals (W)	2.0
10/24/94	William Thomas vs. Oilers (W)	2.0
9/18/94	Bill Romanowski vs. Packers (W)	1.5
9/12/94	William Fuller vs. Bears (W)	2.0
1/3/94	Andy Harmon vs. 49ers (W)	3.0
12/26/93	Clyde Simmons vs. Saints (W)	2.0
12/6/93	Andy Harmon at Cowboys (L)	2.5
11/28/93	Mike Flores at Redskins (W)	2.0
10/31/93	Andy Harmon vs. Cowboys (L)	2.0
9/19/93	Clyde Simmons vs. Redskins (W)	2.0
12/27/92	Clyde Simmons vs. Giants (W)	1.5
12/13/92	Clyde Simmons at Seahawks (W)	2.0
12/13/92	Reggie White at Seahawks (W)	2.0
12/6/92	Andy Harmon vs. Vikings (W)	2.5
11/29/92	Mike Pitts at 49ers (L)	2.0
11/22/92	Reggie White at Giants (W)	3.5
11/22/92	Clyde Simmons at Giants (W)	3.0
11/8/92	Clyde Simmons vs. Los Angeles Raiders (W)	1.5
11/8/92	Reggie White vs. Los Angeles Raiders (W)	1.5
10/11/92	Clyde Simmons at Chiefs (L)	2.0
10/5/92	Reggie White vs. Cowboys (W)	2.0
9/20/92	Clyde Simmons vs. Broncos (W)	1.5
9/13/92	Clyde Simmons at Phoenix Cardinals (W)	3.0
12/22/91	Reggie White vs. Redskins (W)	2.0
12/8/91	Clyde Simmons at Giants (W)	2.0
12/2/91	Seth Joyner at Oilers (W)	2.0
11/17/91	Clyde Simmons vs. Bengals (W)	2.0
11/17/91	Reggie White vs. Bengals (W)	2.0
11/4/91	Clyde Simmons vs. Giants (W)	1.5
11/4/91	Reggie White vs. Giants (W)	1.5
10/6/91	Wes Hopkins at Buccaneers (L)	2.0
9/22/91	Clyde Simmons vs. Steelers (W)	2.0
9/15/91	Clyde Simmons at Cowboys (W)	4.5
9/15/91	Jerome Brown at Cowboys (W)	2.5
9/15/91	Mike Golic at Cowboys (W)	2.0
9/1/91	Reggie White at Packers (W)	3.0
12/29/90	Seth Joyner at Phoenix Cardinals (W)	2.0
12/16/90	Clyde Simmons vs. Packers (W)	1.5
12/16/90	Reggie White vs. Packers (W)	1.5
11/18/90	Clyde Simmons at Falcons (W)	2.0
11/12/90	Reggie White vs. Redskins (W)	2.0
11/4/90	Seth Joyner vs. Patriots (W)	2.0
10/15/90	Jessie Small vs. Vikings (W)	2.0
9/30/90	Reggie White vs. Colts (L)	3.0
9/16/90	Mike Pitts vs. Phoenix Cardinals (L)	2.0
9/16/90	Reggie White vs. Phoenix Cardinals (L)	2.0
12/18/89	Jerome Brown at Saints (L)	2.0
10/29/89	Clyde Simmons at Broncos (W)	3.5
10/29/89	Reggie White at Broncos (W)	1.5
10/22/89	Seth Joyner vs. Los Angeles Raiders (W)	2.0
10/15/89	Jerome Brown at Phoenix Cardinals (W)	2.5
10/8/89	Reggie White vs. Giants (W)	2.0
9/24/89	Reggie White vs. 49ers (L)	2.5
9/24/89	Mike Pitts vs. 49ers (L)	2.0
9/24/89	Clyde Simmons vs. 49ers (L)	2.0
9/17/89	Jerome Brown at Redskins (W)	2.0
9/10/89	Clyde Simmons vs. Seahawks (W)	2.0
12/18/88	Reggie White at Cowboys (W)	2.0
12/10/88	Reggie White at Phoenix Cardinals (W)	2.0
11/27/88	Clyde Simmons vs. Phoenix Cardinals (W)	2.5
11/6/88	Reggie White vs. Los Angeles Rams (W)	2.0
10/30/88	Reggie White vs. Falcons (L)	2.0
10/10/88	Reggie White vs. Giants (W)	2.5
10/2/88	Clyde Simmons vs. Oilers (W)	2.0
9/25/88	Reggie White at Vikings (L)	4.0
12/27/87	Reggie White vs. Bills (W)	2.0
12/20/87	Reggie White at Jets (W)	2.0
12/6/87	Reggie White at Giants (L)	2.0
11/29/87	Mike Pitts at Patriots (W)	2.0
11/29/87	Reggie White at Patriots (W)	2.0
11/22/87	Reggie White vs. St. Louis Rams (L)	2.0
11/15/87	Reggie White vs. Giants (L)	3.0
11/1/87	Jerome Brown at St. Louis Rams (W)	2.0
11/1/87	Reggie White at St. Louis Rams (W)	2.0
10/25/87	Reggie White vs. Cowboys (W)	2.5
10/18/87	Fred Smalls at Packers (L)	2.5
10/18/87	Ray Phillips at Packers (L)	1.5
9/20/87	Clyde Simmons vs. Saints (W)	1.5
9/20/87	Reggie White vs. Saints (W)	1.5
12/14/86	Reggie White at Cowboys (W)	3.0
12/7/86	Reggie White vs. St. Louis Rams (T)	2.0
11/30/86	Reggie White at Los Angeles Raiders (W)	4.0
11/23/86	Ken Clarke at Seahawks (L)	2.0
11/9/86	Greg Brown vs. Giants (L)	2.0
11/2/86	Reggie White at St. Louis Rams (L)	4.0
10/5/86	Garry Cobb at Falcons (W)	4.0
9/7/86	Ken Clarke at Redskins (L)	2.0
12/22/85	Garry Cobb at Vikings (W)	2.0
12/22/85	Reggie White at Vikings (W)	2.0
12/22/85	Reggie Wilkes at Vikings (W)	2.0
12/8/85	Ray Ellis vs. Redskins (L)	2.0
11/17/85	Reggie White at St. Louis Rams (W)	3.0
11/10/85	Ken Clarke vs. Falcons (W)	2.0
11/10/85	Reggie White vs. Falcons (W)	2.0
10/13/85	Greg Brown vs. St. Louis Rams (W)	3.0
10/6/85	Greg Brown at Saints (L)	1.5
10/6/85	Ken Clarke at Saints (L)	1.5
9/29/85	Reggie White vs. Giants (L)	2.5
9/29/85	Ken Clarke vs. Giants (L)	1.5
12/16/84	Greg Brown at Falcons (L)	4.0
12/16/84	Ken Clarke at Falcons (L)	2.0

* - denotes rookie; Underline - denotes playoff game

ALL-TIME MULTI-SACK GAMES

Date	Player/Opponent/Result	Sacks
12/16/84	Byron Darby at Falcons (L)	2.0
12/9/84	Byron Darby vs. Patriots (W)	1.5
12/9/84	Dennis Harrison vs. Patriots (W)	1.5
12/2/84	Greg Brown vs. Cowboys (L)	1.5
11/25/84	Dennis Harrison at St. Louis Rams (L)	1.5
11/4/84	Ken Clarke at Lions (T)	3.0
10/21/84	Dennis Harrison vs. Giants (W)	2.0
10/21/84	Greg Brown vs. Giants (W)	1.5
10/14/84	Ken Clarke vs. Colts (W)	2.0
10/14/84	Dennis Harrison vs. Colts (W)	2.0
9/30/84	Greg Brown at Redskins (L)	2.0
12/18/83	Greg Brown at St. Louis Rams (L)	2.5
11/20/83	Greg Brown vs. Giants (L)	2.0
11/13/83	Dennis Harrison at Bears (L)	3.0
10/9/83	Dennis Harrison at Giants (W)	2.0
10/2/83	Dennis Harrison at Falcons (W)	3.0
9/25/83	Carl Hairston at St. Louis Rams (L)	2.0
9/25/83	Joel Williams at St. Louis Rams (L)	1.5
12/26/82	Greg Brown at Cowboys (W)	2.0
12/26/82	Dennis Harrison at Cowboys (W)	1.5
12/19/82	Carl Hairston vs. Oilers (W)	2.0
12/11/82	Dennis Harrison at Giants (L)	2.0
12/5/82	Dennis Harrison vs. St. Louis Rams (L)	2.0
11/28/82	Dennis Harrison at Redskins (L)	2.0

* - denotes rookie; Underline - denotes playoff game

MOST MULTI-SACK GAMES, Career

1. Reggie White 38
2. Clyde Simmons 22
3. Trent Cole 20
4. Hugh Douglas 13
5. Dennis Harrison 11

*includes playoff games

MOST MULTI-SACK GAMES, Season

1. Reggie White (1987) 9
2. Clyde Simmons (1992) 7
3. Jason Babin (2011) 6
   Reggie White (1988) 6
5. Hugh Douglas (2000) 5
   Clyde Simmons (1991) 5

*regular season only

MOST 3-SACK GAMES, Career

1. Reggie White 9
2. Clyde Simmons 4
3. Trent Cole 3
   Jason Babin 3
5. Connor Barwin, four other players tied with 2

*includes playoffs

MOST 3-SACK GAMES, Season

1. Jason Babin (2011) 3
   Reggie White (1986) 3
3. Connor Barwin (2014) 2
   Dennis Harrison (1983) 2
   Clyde Simmons (1992) 2

*regular season only

MOST CONSECUTIVE MULTI-SACK GAMES

1. Reggie White (1987) 4
2. Jason Babin (2011) 3
   William Fuller (1995) 3
   Andy Harmon (1995) 3
   Dennis Harrison (1982) 3
   Reggie White (1986) 3

MULTI-INTERCEPTION GAMES SINCE 1960

Date	Player/Opponent/Result	INTs
1/1/17	**Jordan Hicks (LB) vs. Cowboys (W)**	**2**
12/22/16	**Malcolm Jenkins vs. Giants (W)**	**2**
9/9/12	Dominique Rodgers-Cromartie at Browns (W)	2
9/9/12	Kurt Coleman at Browns (W)	2
10/16/11	Kurt Coleman at Redskins (W)	3
11/21/10	Asante Samuel vs. Giants (W)	2
11/15/10	Dimitri Patterson at Redskins (W)	2
11/7/10	Asante Samuel vs. Colts (W)	2
11/29/09	Asante Samuel vs. Redskins (W)	2
10/11/09	Asante Samuel vs. Buccaneers (W)	2
9/13/09	Sheldon Brown at Panthers (W)	2
10/8/06	Lito Sheppard vs. Cowboys (W)	2
10/2/05	Sheldon Brown at Chiefs (W)	2
10/17/04	Lito Sheppard vs. Panthers (W)	2
12/8/02	Bobby Taylor at Seahawks (W)	2
1/12/02	Damon Moore vs. Buccaneers (W)	2
12/16/01	Brian Dawkins at Redskins (W)	2
9/24/00	Troy Vincent at Saints (W)	2
12/19/99	Troy Vincent vs. Patriots (W)	2
12/14/96	Michael Zordich at Jets (W)	2
9/22/96	William Thomas at Falcons (W)	2
12/17/95	William Thomas vs. Cardinals (W)	2
10/15/95	William Thomas at Giants (W)	2
12/26/93	Eric Allen vs. Saints (W)	2
10/17/93	Mark McMillian at Giants (L)	2
1/3/93	Eric Allen at Saints (W)	2
11/8/92	Eric Allen vs. Los Angeles Raiders (W)	2
11/17/91	Wes Hopkins vs. Bengals (W)	2
9/15/91	Rich Miano at Cowboys (W)	2
12/23/90	Eric Allen vs. Cowboys (W)	2
12/18/88	Wes Hopkins at Cowboys (W)	2
11/20/88	Terry Hoage at Giants (W)	2
9/4/88	Terry Hoage at Buccaneers (W)	2
9/20/87	Elbert Foules vs. Saints (W)	2
12/21/86	Roynell Young vs. Redskins (L)	2
9/14/86	Andre Waters at Bears (L)	2
10/20/85	Wes Hopkins vs. Cowboys (W)	2
12/2/84	Wes Hopkins vs. Cowboys (L)	2
12/19/82	Roynell Young vs. Oilers (W)	2
12/20/81	Herman Edwards vs. St. Louis Rams (W)	2
9/17/81	Brenard Wilson at Bills (W)	2
1/3/81	Herman Edwards vs. Vikings (W)	2
1/3/81	Roynell Young vs. Vikings (W)	2
9/22/80	Herman Edwards vs. Giants (W)	2
11/4/79	Herman Edwards vs. Browns (L)	2
10/14/79	Randy Logan at St. Louis Rams (W)	2
12/17/78	Herman Edwards vs. Giants (W)	2
9/17/78	Deac Sanders at Saints (W)	2
12/4/77	Randy Logan at Cowboys (L)	2
11/6/77	Deac Sanders vs. Saints (W)	2
10/9/77	Deac Sanders at Giants (W)	2
12/21/75	Frank LeMaster at Redskins (W)	2
12/21/75	Artimus Parker at Redskins (W)	2
11/30/75	Bill Bergey vs. 49ers (W)	2
10/5/75	Bill Bradley vs. Redskins (W)	2
11/5/72	Bill Bradley vs. St. Louis Rams (T)	2
10/8/72	Bill Bradley at Redskins (L)	2
12/12/71	Leroy Keyes vs. St. Louis Rams (W)	2
11/21/71	Bill Bradley at St. Louis Rams (W)	2
11/7/71	Bill Bradley at Redskins (T)	2
10/31/71	Bill Bradley vs. Broncos (W)	2
9/26/71	Bill Bradley vs. Cowboys (L)	2
11/8/70	Adrian Young vs. Dolphins (W)	2
12/21/69	Joe Scarpati at 49ers (L)	2
10/13/69	Nate Ramsey at Baltimore Colts (L)	2
11/17/68	Al Nelson at Giants (L)	2
10/29/67	Ron Medved vs. Cowboys (W)	2
10/23/66	Joe Scarpati at Giants (W)	3
9/18/66	Joe Scarpati vs. Falcons (W)	2
12/12/65	Jim Nettles at Steelers (W)	3
12/12/65	Joe Scarpati at Steelers (W)	2
11/28/65	Nate Ramsey at St. Louis Rams (W)	3
11/28/65	Al Nelson at St. Louis Rams (W)	2
12/13/64	Nate Ramsey at St. Louis Rams (L)	2
12/1/63	Dave Lloyd at Steelers (T)	2
10/13/63	Don Burroughs at Redskins (W)	2
12/9/62	Ben Scotti vs. Steelers (L)	2
10/6/62	Don Burroughs at Steelers (L)	2
12/3/61	Don Burroughs at Steelers (W)	3
12/3/61	Chuck Bednarik at Steelers (W)	2
11/27/60	Don Burroughs vs. Giants (W)	2
10/16/60	Gene Johnson vs. Lions (W)	2
10/9/60	Don Burroughs vs. St. Louis Rams (W)	2
9/30/60	Chuck Weber at Cowboys (W)	3

* - denotes rookie; Underline - denotes playoff game

MOST MULTI-INT GAMES, Career

1. Bill Bradley 7
2. Don Burroughs 5
   Herman Edwards 5
4. Asante Samuel, Eric Allen 4
   Wes Hopkins, Joe Scarpati. 4
   *includes playoff games

MOST MULTI-INT GAMES, Season

1. Bill Bradley (1971) 4
2. eight times, last by Asante Samuel (2010) 2
   *regular season only

MOST 3-INT GAMES, Career

1. Kurt Coleman 1
   Don Burroughs 1
   Jim Nettles 1
   Nate Ramsey 1
   Joe Scarpati. 1
   Chuck Weber 1
   *includes playoffs

CONSECUTIVE MULTI-INT GAMES

1. Bill Bradley (1971) 2

ALL-TIME INTERCEPTION RETURNS FOR TDs

Date	Player/Opponent/Result	Yards
1/21/18	Patrick Robinson vs. Vikings (W)	50
10/29/17	**Jalen Mills vs. 49ers (W)**	**37**
12/22/16	**Malcolm Jenkins vs. Giants (W)**	**34**
12/11/16	Leodis McKelvin vs. Redskins (L)	29
10/16/16	**Malcolm Jenkins at Redskins (L)**	**64**
12/6/15	**Malcolm Jenkins at Patriots (W)**	**99**
11/8/15	**Jordan Hicks* at Cowboys (W)**	**67**
10/19/15	Nolan Carroll vs. Giants (W)	17
11/10/14	Bradley Fletcher vs. Panthers (W)	34
9/28/14	**Malcolm Jenkins at 49ers (L)**	**53**
12/22/13	Brandon Boykin vs. Bears (W)	54
11/13/11	Asante Samuel vs. Cardinals (L)	20
11/15/10	Dimitri Patterson at Redskins (W)	40
12/6/09	Sheldon Brown at Falcons (W)	83
10/26/09	Will Witherspoon at Redskins (W)	9
1/4/09	Asante Samuel at Vikings (W)	44
12/15/08	Asante Samuel vs. Browns (W)	50
10/12/08	Juqua Parker at 49ers (W)	55
12/17/06	Trent Cole at Giants (W)	19
12/10/06	Michael Lewis at Redskins (W)	84
11/12/06	Sheldon Brown vs. Redskins (W)	70
10/8/06	Lito Sheppard vs. Cowboys (W)	102
10/2/05	Sheldon Brown at Chiefs (W)	40
11/15/04	Lito Sheppard at Cowboys (W)	101
10/17/04	Lito Sheppard vs. Panthers (W)	64
10/5/03	ND Kalu vs. Redskins (W)	15
1/11/03	Bobby Taylor vs. Falcons (W)	39
12/21/02	Shawn Barber at Cowboys (W)	80
12/1/02	Bobby Taylor vs Rams (W)	23
1/12/02	Damon Moore vs. Buccaneers (W)	59
11/18/01	Jeremiah Trotter at Cowboys (W)	50
11/18/01	William Hampton at Cowboys (W)	33
11/19/00	Mike Caldwell vs. Cardinals (W)	26
9/3/00	Jeremiah Trotter at Cowboys (W)	27
1/2/00	Mike Mamula vs. Rams (W)	41
1/2/00	Al Harris vs. Rams (W)	17
11/21/99	Brandon Whiting vs. Colts (L)	22
10/24/99	Brian Dawkins at Dolphins (L)	67
10/3/99	Bobby Taylor at Giants (L)	18
12/7/97	Brian Dawkins vs. Giants (L)	64
11/3/96	Troy Vincent at Cowboys (W)	90 (lateral)
12/30/95	William Thomas vs. Lions (W)	30
12/30/95	Barry Wilburn vs. Lions (W)	24
9/10/95	William Thomas at Cardinals (W)	37
12/24/94	Mike Zordich at Bengals (L)	18
10/30/94	Greg Jackson at Redskins (W)	55
12/26/93	Eric Allen vs. Saints (W)	33
12/26/93	Eric Allen vs. Saints (W)	25
10/3/93	Eric Allen at Jets (W)	94
9/19/93	Eric Allen vs. Redskins (W)	29
1/3/93	Eric Allen at Saints (W)	18
12/6/92	Seth Joyner vs. Vikings (W)	24
11/22/92	Seth Joyner at Giants (W)	43
12/22/91	Otis Smith vs. Washington (W)	74
12/23/90	Eric Allen vs. Cowboys (W)	35
11/25/90	Byron Evans vs. Giants (W)	23
11/12/90	William Frizzell vs. Redskins (W)	30
12/3/89	Clyde Simmons at Giants (W)	60
9/10/89	Eric Everett vs. Seahawks (W)	30
10/27/85	Wes Hopkins vs. Bills (W)	24
9/29/85	Herman Edwards vs. Giants (L)	3
12/19/82	Richard Blackmore vs. Oilers (W)	20
12/17/78	Frank LeMaster vs. Giants (W)	9
10/15/78	John Sanders vs. Washington (W)	19
12/21/75	Frank LeMaster at Redskins (W)	89
12/21/75	Joe Lavender at Redskins (W)	36
9/29/74	Joe Lavender vs. Baltimore Colts (W)	37
12/9/73	John Outlaw vs. Jets (W)	45
12/19/71	Al Nelson at Giants (W)	19
10/19/69	Bill Bradley* at Cowboys (L)	56
10/13/69	Nate Ramsey at Baltimore Colts (L)	26
9/21/69	Joe Scarpati vs. Browns (L)	34
12/10/67	Joe Scarpati at Cowboys (L)	67
10/8/67	Don Hultz at Falcons (W)	16
11/20/66	Jim Nettles at 49ers (W)	34
12/12/65	Jim Nettles* at Steelers (W)	56
12/12/65	George Tarasovic at Steelers (W)	40
12/12/65	Maxie Baughan at Steelers (W)	33
12/6/64	Joe Scarpati* vs. Cowboys (W)	24
10/25/64	Irv Cross at Steelers (W)	94
11/10/63	Lee Roy Caffey* at Giants (L)	87
10/13/57	Jimmy Harris* at Browns (L)	65
10/5/57	Jerry Norton vs. Giants (L)	99
10/14/56	Eddie Bell at Steelers (W)	28
11/13/55	Bibbles Bawel vs. Browns (W)	40
10/15/55	Bibbles Bawel at Steelers (L)	42
12/12/54	Jerry Norton* vs. Giants (W)	69
11/15/53	Chuck Bednarik vs. Baltimore Colts (W)	26
12/14/52	Mike Jarmoluk at Redskins (L)	45
12/7/52	Vic Sears vs. Dallas Texans (W)	9
11/2/52	Russ Craft at Packers (L)	32
10/29/50	Joe Muha vs. Redskins (W)	19
10/22/50	Norm Willey* at Steelers (W)	41
9/24/50	Frank Reagan at Chicago Cardinals (W)	46 (lateral)
12/4/49	Joe Muha at Giants (W)	28
11/20/49	Pat McHugh vs. NY Bulldogs (W)	21
11/10/46	Gil Steinke at Giants (L)	52
12/3/44	Vic Lindskog* vs. Brooklyn Tigers (W)	65
11/26/44	Tom Miller vs. Bears (L)	35
11/19/44	Jack Hinkle at Redskins (W)	50
11/7/43	Larry Cabrelli vs. Redskins (T)	24
10/31/43	Ben Kish vs. Chicago Cardinals (W)	86
9/16/38	Jay Arnold at Pittsburgh Pirates (W)	22
10/10/37	Maurice Harper* at Redskins (W)	20
11/6/34	Swede Hanson vs. Cincinnati Reds (W)	N/A
11/26/33	Lee Woodruff vs. Cincinnati Reds (W)	55

* - denotes rookie

Underline - denotes playoff game

MOST INT-TDs, Career (includes playoffs)

1. Eric Allen 6
2. **Malcolm Jenkins 4**
3. Sheldon Brown, Asante Samuel, Lito Sheppard, Bobby Taylor, Joe Scarpati 3

MOST INT-TDs, Season (regular season only)

1. Eric Allen (1993) 4
2. **Malcolm Jenkins (2016)**, Lito Sheppard (2004), Seth Joyner (1992), Bibbles Bawel (1955) 2

MOST INT-TDs, Game

1. Eric Allen (12/26/93 vs. NO) 2

CONSECUTIVE GAMES WITH AN INT-TD

1. Eric Allen (1993) 2

ALL-TIME FUMBLE RECOVERIES FOR TDs

Date	Player/Opponent/Result	Yards
12/25/17	**Derek Barnett* vs. Raiders**	**23**
12/10/17	**Brandon Graham at LA Rams (W)**	**16**
11/26/17	**Nelson Agholor vs. Bears (W)**	**0**
11/19/17	**Nigel Bradham at Cowboys (W)**	**37**
9/10/17	**Fletcher Cox at Redskins (W)**	**20**
1/3/16	Walter Thurmond at Giants (W)	83
10/5/14	Cedric Thornton vs. Rams (W)	0
9/7/14	**Fletcher Cox vs. Jaguars (W)**	**17**
10/27/13	Najee Goode vs. Giants (L)	2
12/18/11	Juqua Parker vs. Jets (W)	47
11/7/11	Brian Rolle vs. Bears (L)	22
9/11/11	Juqua Parker at Rams (W)	56
10/10/10	Quintin Mikell at 49ers (W)	52
12/13/09	Sheldon Brown at Giants (W)	60
9/13/09	Victor Abiamiri at Panthers (W)	2
12/28/08	Joselio Hanson vs. Cowboys (W)	96
12/28/08	Chris Clemons vs. Cowboys (W)	73
9/15/08	Chris Gocong at Cowboys (L)	0
12/30/07	Kevin Curtis vs. Bills (W)	0
12/23/07	Kevin Curtis at Saints (W)	0
9/24/06	Mike Patterson at 49ers (W)	98
10/9/05	Sheldon Brown at Cowboys (L)	80
1/16/05	Freddie Mitchell vs. Vikings (W)	0
12/15/02	Carlos Emmons vs. Redskins (W)	44
12/9/01	Brian Dawkins vs. Chargers (W)	49
9/30/01	Damon Moore vs. Cowboys (W)	10
9/15/97	William Thomas at Cowboys (L)	37
12/22/96	Mike Mamula vs. Cardinals (W)	4
10/13/96	William Thomas at Giants (W)	23
9/30/96	Rhett Hall vs. Cowboys (L)	32
12/24/95	Jerome Henderson at Bears (L)	0
10/29/95	Kevin Johnson vs. St. Louis Rams (W)	37
10/15/95	Mike Zordich at Giants (W)	58
9/24/95	Greg Jackson at Raiders (L)	45
1/3/94	Byron Evans at 49ers (W)	30
9/13/92	Reggie White at Phoenix Cardinals (W)	37
11/24/91	Seth Joyner at Phoenix Cardinals (W)	34
11/24/91	Clyde Simmons at Phoenix Cardinals (W)	0
10/6/91	Seth Joyner at Buccaneers (L)	0
11/12/90	Clyde Simmons vs. Redskins (W)	18
12/3/89	Andre Waters at Giants (W)	3
11/20/88	Cris Carter at Giants (W)	0
9/20/87	Seth Joyner vs. Saints (W)	18
9/13/87	Reggie White at Redskins (L)	70
12/15/85	Dave Little at Chargers (L)	0
12/26/82	Greg Brown at Cowboys (W)	0
10/11/81	Frank LeMaster at Saints (W)	47
9/27/81	Greg Brown* vs. Redskins (W)	7
11/16/80	Jerry Robinson at Redskins (W)	59
11/19/78	Herman Edwards at Giants (W)	26
12/1/74	Will Wynn vs. Packers (W)	87
10/6/74	Bill Dunstan at Chargers (W)	46
9/23/74	Joe Lavender vs. Cowboys (W)	96
11/4/73	Will Wynn* vs. Patriots (W)	24
11/21/71	Steve Smith at St. Louis Cardinals (W)	5
11/21/71	Ben Hawkins at St. Louis Cardinals (W)	5
11/15/70	Steve Preece vs. Falcons (T)	21
12/18/66	Harold Wells at Redskins (W)	60
10/10/65	George Tarasovic at Cowboys (W)	62
11/22/64	Mike Morgan* vs. St. Louis Cardinals (L)	0
11/27/60	J.D. Smith vs. Giants (W)	0
11/20/60	Jimmy Carr at Giants (W)	38
12/13/59	Don Owens vs. Browns (L)	3
11/22/59	Jerry Huth vs. Los Angeles Rams (W)	0
10/4/59	Chuck Weber vs. Giants (W)	0
12/12/54	Norm Willey vs. Giants (W)	0
10/25/53	Tom Scott* at Chicago Cardinals (W)	0
12/7/52	Ebert Van Buren vs. Dallas Texans (W)	0
11/16/52	Pete Pihos vs. Chicago Cardinals (W)	12
11/9/52	Mike Jarmoluk vs. Redskins (W)	16
11/4/51	Gerry Cowhig at Steelers (W)	25
10/29/50	John Green vs. Redskins (W)	2
11/6/49	Russ Craft vs. Los Angeles Rams (W)	21
10/31/48	Bosh Pritchard at Steelers (W)	18
10/5/47	Joe Muha vs. Giants (W)	2
10/8/44	Jack Banta vs. Redskins (T)	0
10/31/43	Jack Hinkle vs. Chicago Cardinals (W)	0
10/24/43	Al Wukits* at Giants (L)	2
11/1/42	Rupert Pate at Redskins (L)	53
9/20/42	Vic Sears at Cleveland Rams (L)	25
9/15/40	Don Looney* at Packers (L)	44
10/15/39	Theodore Schmitt at Giants (L)	63
9/25/38	Bob Pylman* vs. Giants (W)	88
9/25/38	Joe Carter vs. Giants (W)	92
9/16/38	Jay Arnold at Pittsburgh Pirates (W)	18
10/31/37	Joe Pilconis at Pittsburgh Pirates (L)	22

* - denotes rookie
Underline - denotes playoff game

MOST FR-TDs, Career

1. Seth Joyner 3
2. 9 players, last by **Fletcher Cox** 2

*includes playoff games

MOST FR-TDs, Season

1. Kevin Curtis (2007) 2
   Seth Joyner (1991) 2
   Juqua Parker (2011) 2

*regular season only

CONSECUTIVE GAMES WITH A FR-TD

1. Kevin Curtis (2007) 2

ALL-TIME KICK RETURNS FOR TDs

PUNT RETURNS FOR TOUCHDOWNS

Date	Player/Opponent/Result	Yards
12/2/12	Damaris Johnson* at Cowboys (L)	98
9/27/15	**Darren Sproles at Jets (W)**	**89**
11/22/92	Vai Sikahema at Giants (W)	87
9/13/09	DeSean Jackson at Panthers (W)	85
10/19/03	Brian Westbrook at Giants (W)	84
12/6/15	**Darren Sproles at Patriots (W)**	**83**
9/28/14	**Darren Sproles at 49ers (L)**	**82**
12/21/03	Brian Westbrook vs. 49ers (L)	81
10/4/59	Tommy McDonald vs. Giants (W)	81
10/25/42	Ernie Steele* at Bears (L)	80 (lateral)
12/21/47	Bosh Pritchard at Steelers (W)	79
11/25/02	Brian Mitchell at 49ers (W)	76
11/30/86	Greg Garrity at Los Angeles Raiders (W)	76
12/13/09	DeSean Jackson at Giants (W)	72
9/24/00	Brian Mitchell at Saints (W)	72
10/30/49	Clyde Scott* at Steelers (W)	70
11/23/47	Pat McHugh* at Boston Yanks (L)	69
10/5/08	DeSean Jackson* vs. Redskins (L)	68
11/6/66	Aaron Martin vs. Cowboys (W)	67
12/3/61	Timmy Brown at Steelers (W)	66
11/10/14	**Darren Sproles vs. Panthers (W)**	**65**
12/19/10	DeSean Jackson at Giants (W)	65
12/19/65	Bob Shann* vs. Lions (L)	63
10/11/59	Art Powell* vs. Steelers (W)	58
9/3/78	Wally Henry vs. Los Angeles Rams (L)	57
11/9/52	Don Stevens* vs. Redskins (W)	56
10/31/48	Bosh Pritchard at Steelers (W)	55
10/22/44	Steve Van Buren* vs. Boston Yanks (W)	55
10/6/68	Alvin Haymond at Redskins (L)	54
10/26/52	Bibbles Bawel* at Giants (W)	52
12/8/46	Steve Van Buren at Boston Yanks (W)	50
12/4/49	Frank Reagan at Giants (W)	41
11/2/47	Pete Pihos* at Redskins (W)	26
10/18/36	Stumpy Thomason at Boston Redskins (L)	15

* - denotes rookie
Underline - denotes playoff game

KICKOFF RETURNS FOR TOUCHDOWNS

Date	Player/Opponent/Result	Yards
11/23/14	Josh Huff* vs. Titans (W)	107
9/17/61	Timmy Brown vs. Browns (W)	105
10/7/50	Russ Craft vs. Los Angeles Rams (W)	103
9/21/14	Chris Polk vs. Redskins (W)	102
11/13/38	Dave Smukler at Brooklyn Dodgers (L)	100
11/23/08	Quintin Demps* at Ravens (L)	100
9/22/63	Timmy Brown vs. Cardinals (L)	100
12/2/62	Timmy Brown at Redskins (W)	99
12/11/77	Wilbert Montgomery* vs. Giants (W)	99
10/23/16	Josh Huff vs. Vikings (W)	98
9/22/68	Alvin Haymond vs. Giants (L)	98
12/2/45	Steve Van Buren at Giants (L)	98
11/1/42	Bosh Pritchard* at Redskins (L)	97
9/22/96	Derrick Witherspoon at Falcons (W)	97
11/12/44	Steve Van Buren* vs. Giants (T)	97
9/24/55	Jerry Norton vs. Giants (W)	96
11/24/96	Derrick Witherspoon at Cardinals (L)	95
9/28/47	Steve Van Buren vs. Redskins (W)	95
11/4/01	Brian Mitchell at Cardinals (W)	94
12/24/94	Herschel Walker at Bengals (L)	94
11/6/66	Timmy Brown vs. Cowboys (W)	93
12/2/79	Billy Campfield vs. Lions (W)	92
11/6/66	Timmy Brown vs. Cowboys (W)	90
11/14/99	Allen Rossum vs. Redskins (W)	89
11/18/84	Andre Waters* vs. Redskins (W)	89
10/1/00	Brian Mitchell vs. Falcons (W)	89
10/16/16	**Wendell Smallwood* at Redskins (L)**	**86**
12/17/95	Derrick Witherspoon vs. Cardinals (W)	86
11/2/97	Willie Clark at Cardinals (L)	39

* - denotes rookie

BLOCKED PUNT RETURNS FOR TOUCHDOWNS

Date	Player/Opponent/Result	Yards
12/6/15	Najee Goode at Patriots (W)	24
12/28/14	Trey Burton* at Giants (W)	27
10/5/14	**Chris Maragos vs. Rams (W)**	**10**
9/28/14	Brad Smith at 49ers (L)	0
11/22/92	Ken Rose at Giants (W)	3
9/2/84	Rich Kraynak at Giants (L)	8
10/31/71	Bill Hobbs vs. Broncos (W)	0
12/20/70	Mike Dirks vs. Steelers (W)	0
11/12/67	Jim Nettles at Los Angeles Rams (L)	0
12/18/49	Leo Skladany* at Los Angeles Rams (W)	2
11/3/46	Augie Lio vs. Giants (W)	0

* - denotes rookie
Underline - denotes playoff game

MISSED FIELD GOAL RETURNS FOR TOUCHDOWNS

Date	Player/Opponent/Result	Yards
9/26/71	Al Nelson vs. Cowboys (L)	101
12/11/66	Al Nelson vs. Browns (W)	100
9/16/62	Timmy Brown vs. St. Louis Cardinals (L)	99

BLOCKED FIELD GOAL RETURNS FOR TOUCHDOWNS

Date	Player/Opponent/Result	Yards
10/23/05	Matt Ware vs. Chargers (W)	65
11/20/88	Clyde Simmons at Giants (W)	15

BEST PERFORMANCES VS. EAGLES

SCORING

Most Touchdowns Scored

5 James Stewart, Jaguars (10/12/97 at Jax.) (all rushing)
4 Joseph Addai, Colts (11/26/06 at Ind.); Larry Brown, Redskins (12/16/73 at Was.); Ron Johnson, Giants (10/2/72 at Phi.); MacArthur Lane, Cardinals (10/18/70 at Phi.); John David Crow, Cardinals (12/16/62 at StL); Jim Taylor, Packers (11/11/62 at Phi.); Jim Brown, Browns (11/19/61 at Cle.)

Most Field Goals

5 (7 times) last by Josh Brown, Giants (10/27/13 at Phi., 5 att) and Al Del Greco, Titans (12/3/00 at Phi., 5 att)

Longest Field Goal

62 Matt Bryant, Buccaneers (10/22/06 at TB)
56 Justin Tucker, Ravens (9/16/12 at Phi.)
56 Mason Crosby, Packers (9/12/10 at Phi.)
56 Morten Andersen, Saints (12/26/93 at Phi.)
55 (2 times) last by Martin Gramatica (12/23/07 at NO)

RUSHING

Most Rushing Attempts

43 Butch Woolfolk, Giants (11/20/83 at Phi.)

Most Yards Rushing

237 Emmitt Smith, Cowboys (10/31/93 at Phi.) 30 att.
237 Jim Brown, Browns (11/19/61 at Cle.) 34 att.
235 Doug Martin, Buccaneers (11/22/15 vs. TB) 27 att.
223 Jim Brown, Browns (11/3/63 at Phi.) 28 att.
221 Gerald Riggs, Redskins (9/17/89 at Was.) 29 att.

Most Touchdowns Rushing

5 James Stewart, Jaguars (10/12/97 at Jax.)
4 Joseph Addai, Colts (11/26/06 at Ind.); Jim Taylor, Packers (11/11/62 at Phi.); Jim Brown, Browns (11/19/61 at Cle.)

Longest Run From Scrimmage

90t Adrian Peterson, Redskins (12/3/18 at Phi.)
87t John Henry Johnson, Steelers (12/11/60 at Pit.)
85t Reggie Brooks, Redskins (9/19/93 at Phi.)
84t Herschel Walker, Cowboys (12/14/86 at Dal.)
84 Doug Martin, Buccaneers (11/22/15 at Phi.)

PASSING

Most Passes Attempted

63 Eli Manning, Giants (12/22/16 at Phi.)
58 Ryan Fitzpatrick, Jets (9/27/15 at NYJ
57 Eli Manning, Giants (12/17/17 at NYG))
56 Tom Brady, Patriots (12/6/15 at NE)
56 Fran Tarkenton, Vikings (12/3/78 at Min.)

Most Passes Completed

38 Eli Manning, Giants (12/22/16 at Phi.
37 Eli Manning, Giants (12/17/17 at NYG))
37 Daunte Culpepper, Vikings (9/20/04 at Phi.)
36 Philip Rivers, Chargers (9/15/13 at Phi.)
35 (2 times) last by Eli Manning, Giants (9/24/17 at Phi.)

Most Yards Gained Passing

446 Jon Kitna, Lions (9/23/07 at Phi.)
434 Eli Manning, Giants (12/17/17 at NYG)
429 Eli Manning, Giants (9/28/14 at NYG)
428 Joe Montana, 49ers (9/24/89 at Phi.)
427 Kirk Cousins, Redskins (9/21/14 at Phi.)

Most Touchdown Passes

5 Matthew Stafford, Lions (11/26/15 at Det.); Jameis Winston, Buccaneers (11/22/15 vs. TB); Eli Manning, Giants (12/30/12 at NYG); Joe Montana, 49ers (9/24/89 at Phi.); Craig Morton, Cowboys (10/19/69 at Dal.); Don Meredith, Cowboys (10/9/66 at Dal.); Don Meredith, Cowboys (9/29/68 at Phi.); Sonny Jurgensen, Redskins (10/11/64 at Was.); Sammy Baugh, Redskins (9/28/47 at Phi.); Frank Filchock, Redskins (10/8/44 at Phi.)

Longest Pass Play

96 Bill Kilmer to Walter Roberts, Saints (11/19/67 at Phi.)
93t Neil Lomax to Ernie Jones, Cardinals (12/10/88 at Pho.)
91t Jon Kitna to Roy Williams, Lions (9/23/07 at Phi.)
90t Seneca Wallace to Koren Robinson (11/2/08 at Sea.)
90t Virgil Carter to Speedy Thomas, Bengals (9/19/71 at Cin.)

RECEIVING

Most Passes Caught

13 Wes Welker, Patriots (11/25/07 at NE)
13 Terrell Owens, 49ers (11/25/02 at SF)
12 (7 times) last by Antonio Brown (9/25/16 vs. Pit.)

Most Yards Gained Receiving

225 Kenny Britt, Titans (10/24/10 at Ten.) 7 rec.
213 Tony Hill, Cowboys (11/12/79 at Dal.) 7 rec.
212 Hugh Taylor, Redskins (9/28/47 at Phi.) 8 rec.
204 Roy Williams, Lions (9/23/07 at Phi.) 9 rec.
193 Jessie Hester, Raiders (11/30/86 at LA) 4 rec.

Most Touchdown Passes Caught

3 (17 times) last by Calvin Johnson, Lions (11/26/15 at Det.)

INTERCEPTIONS

Most Interceptions

3 (14 times) last by Lofa Tatupu, Seahawks (12/2/07 at Phi.)

Longest Interception Return

107t Ed Reed, Ravens (11/23/08 at Bal.)
100t Mike Gaechter, Cowboys (10/14/62 at Dal.)
99t Patrick Robinson, Saints (11/5/12 at NO)
98 Brandon McDonald (12/15/08 vs. Cle.)
97t Darren Sharper, Saints (9/20/09 at Phi.)

MISCELLANEOUS

Most Punts

14 Sammy Baugh, Redskins (11/5/39 at Was.)

Longest Punt

85 Sammy Baugh, Redskins (12/1/40 at Was.)
80 Parker Hall, Cleveland Rams (12/3/39 at Phi.)

Longest Kickoff Return

105t Trindon Holliday, Broncos (9/29/13 at Den.)
104t Buddy Young, Colts (11/15/53 at Phi.)
103t George Hoey, Cardinals (11/21/71 at StL)
102t Larry Jones, Redskins (11/24/74 at Was.)
101t Wallace Francis, Bills (10/7/73 at Buf.)
101t Amos March, Cowboys (10/14/62 at Dal.)

Longest Punt Return

90t Adam Jones, Titans (11/19/06 at Phi.)
90t Jacquez Green, Redskins (9/16/02 at Was.)
88t Andre Coleman, Chargers (9/17/95 at Phi.)
88t George Grosvenor, Cardinals (11/8/36 at Chi.)
87t Ted Ginn Jr., Dolphins (11/18/07 at Phi.)
86t Johnny Roland, Cardinals (10/2/66 at Phi.)

Longest Fumble Return

93t James Sanders, Cardinals (9/23/12 at Arz.)
74t Bull Karcis, Giants (10/16/38 at NYG)
69t DeMarcus Ware, Cowboys (10/8/06 at Phi.)
65t Willie Teal, Vikings (12/1/85 at Phi.)
64t Linval Joseph, Vikings (10/7/18 at Phi.)
64 Ray Edwards, Falcons (9/18/11 at Atl.)

Longest Return With Intercepted Lateral

93t Dick Poillon, Redskins (11/21/48 at Phi.)

SINGLE-SEASON TEAM RECORDS

SCORING

Most Points Scored
474 (2014, 16 games)
457 (2017, 16 games(
442 (2013, 16 games)
439 (2010, 16 games)
429 (2009, 16 games)

Fewest Scored
51 (1936, 12 games)
60 (1935, 11 games)
77 (1933, 9 games)

Most Allowed
444 (2012, 16 games)
430 (2015, 16 games)
409 (1967, 14 games)
400 (2014, 16 games)
393 (1973, 14 games)

Fewest Allowed
85 (1934, 11 games)
131 (1944, 10 games)
133 (1945, 10 games)

TOUCHDOWNS

Most Scored
54 (2014, 16 games)
53 (2017, 16 games)
53 (2013, 16 games)
50 (1948, 12 games)
49 (3x - 2010, 16 games)

Fewest Scored
6 (1936, 12 games)

Most Allowed
52 (2012, 16 games)
52 (1967, 14 games)
50 (2015, 16 games)
48 (2014, 16 games)

Fewest Allowed
10 (1934, 11 games)
17 (1950, 12 games)
17 (1949, 12 games)
18 (1945, 10 games)

Most by Rushing
25 (1949, 12 games)
25 (1945, 10 games)
23 (2003, 16 games)

Most by Passing
38 (2017, 16 games)
34 (1990, 16 games)
34 (1961, 14 games)
33 (1954, 12 games)
32 (2x - 2013, 16 games)

KICKING

Most Field Goals Made
35 (2016, 16 games)
33 (2008, 16 games)
32 (2014, 16 games)
32 (2010, 16 games)
32 (2009, 16 games)

Most PATs Made
54 (2014, 16 games)
50 (1948, 12 games)
48 (2006, 16 games)
48 (1980, 16 games)
47 (2x - 2010, 16 games)

RUSHING

Most Attempts
632 (1949, 12 games)
587 (1978, 16 games)
581 (1950, 12 games)

Most Yards Gained
2,607 (1949, 12 games)
2,566 (2013, 16 games)
2,556 (1990, 16 games)
2,509 (1981, 16 games)
2,456 (1978, 16 games)

PASSING

Most Attempts
623 (2015, 16 games)
621 (2014, 16 games)
620 (2005, 16 games)
618 (2012, 16 games)
609 (2016, 16 games)

Most Completions
405 (2015, 16 games)
384 (2014, 16 games)
380 (2016, 16 games)
367 (2012, 16 games)
362 (2008, 16 games)

Most Yards Gained (Gross)
4,581 (2014, 16 games)
4,406 (2013, 16 games)
4,380 (2009, 16 games)
4,341 (2015, 16 games)
4,309 (2006, 16 games)

TOTAL NET YARDS

Most Gained
6,676 (2013, 16 games)
6,386 (2011, 16 games)
6,348 (2014, 16 games)
6,230 (2010, 16 games)
6,103 (2006, 16 games)

FIRST DOWNS

Most First Downs
356 (2014, 16 games)
356 (2011, 16 games)
355 (2013, 16 games)
339 (2015, 16 games)
338 (2017, 16 games)

Most by Rushing
157 (1981, 16 games)
143 (1978, 16 games)
143 (1949, 12 games)
142 (1950, 12 games)
138 (1992, 16 games)

Most by Passing
218 (2014, 16 games)
204 (2008, 16 games)
203 (1997, 16 games)
197 (2013, 16 games)
197 (2011, 16 games)

Most by Penalty
41 (2003, 16 games)
37 (2017, 16 games)
36 (2015, 16 games)
34 (1988, 16 games)
32 (1998, 16 games)

FUMBLES

Most Opponents' Fumbles Recovered
27 (1987, 15 games)
26 (1989, 16 games)
25 (1971, 14 games)
22 (1991, 16 games)
22 (2002, 16 games)
22 (1954, 12 games)

INTERCEPTIONS

Most Thrown
36 (1936, 12 games)
34 (1933, 9 games)
31 (1963, 14 games)
31 (1962, 14 games)
31 (1953, 12 games)

Most Intercepted
33 (1944, 10 games)
32 (1988, 16 games)
31 (1950, 12 games)
30 (1960, 12 games)
30 (1989, 16 games)

PENALTIES

Most Penalties
138 (1994, 16 games)
134 (2005, 16 games)
129 (2010, 16 games)
124 (2004, 16 games)
120 (1990, 16 games)

Most Yards Penalized
1,130 (2005, 16 games)
1,107 (1994, 16 games)
1,101 (2010, 16 games)
995 (2014, 16 games)
983 (2006, 16 games)

QUARTERBACK SACKS

Most Sacks Made
62 (1989, 16 games)
60 (1984, 16 games)
57 (1987, 15 games)
56 (2002, 16 games)
55 (1992, 16 games)
55 (1991, 16 games)

Most Sacks Allowed
104 (1986, 16 games)
72 (1987, 15 games)
64 (1997, 16 games)
64 (1992, 16 games)
60 (1984, 16 games)

Fewest Sacks Allowed
22 (1981, 16 games)
23 (2008, 16 games)
23 (1970, 14 games)
26 (1971, 14 games)
26 (1968, 14 games)

Best Season, win percentage
1949 Won 11, Lost 1 (.917)

Best Season, win total
2017 13 wins, 3 losses
2004 13 wins, 3 losses

Worst Season
1936 Won 1, Lost 11 (.083)

Longest Winning Streak
9 (9/24/17 - 11/26/17)
9 (10/19/03 - 12/15/03)
9 (9/30/60 - 12/4/60)

Longest Home Winning Streak
13 (12/14/47 - 12/11/49)

Longest Home Losing Streak
10 (10/14/12 - 10/27/13)

Longest Road Winning Streak
9 (10/19/03 - 10/24/04)
9 (11/12/00 - 12/16/01)

Longest Road Losing Streak
12 (12/14/97 - 10/3/99)
12 (10/15/39 - 12/1/40)

Longest Losing Streak
14 (9/20/36 - 9/21/37)

Most Consecutive Wins - Start of Season
7 in 2004

Most Consecutive Wins - End of Season
8 in 1949 (Reg. Season)

Most Consecutive Losses - Start of Season
11 in 1968

Most Consecutive Losses - End of Season
11 in 1936

Total Shutouts by Eagles
36 last vs. NYG, 10/12/14

Most Shutouts in a Season
4 in 1934 and 1948

Most Consecutive Games Scored Points
120 (11/18/62 - 10/3/71)

Most Consecutive Games Scored Touchdown
92 (10/2/77 - 10/16/83)

Largest Comeback Victory
28-24 vs. Chicago Cardinals at Metropolitan Stadium, October 25, 1959 (came back from 24-0 deficit in 3rd qtr.)
28-24 vs. Washington Redskins at Griffith Stadium, October 27, 1946 (came back from 24-0 deficit at half-time)

Largest Comeback vs. Eagles
28-23 vs. Minnesota Vikings at Veterans Stadium, December 1, 1985 (came back from 23-0 deficit in 4th qtr.)

SINGLE-GAME TEAM RECORDS

SCORING

Most Scored
64 vs. Cincinnati Reds, 11/6/34
59 at Washington Redskins, 11/15/10
56 vs. Detroit Lions, 9/23/07
56 at Chicago Cardinals, 10/25/53
56 vs. Los Angeles Rams, 10/7/50

Most Allowed
62 at Giants, 11/26/72
56 at Cowboys, 10/9/66
56 at Giants, 10/15/33

Most, Both Teams
87 Eagles 59, Redskins 28, (at Was.) 11/15/10
87 Eagles 45, Redskins 42, (at Phil.) 9/28/47
86 Eagles, 44, Bengals 42, (at Phil.) 11/30/97

Fewest, Both Teams
0 Eagles 0, Brooklyn Dodgers 0, (at Phil.), 10/1/39

Most, Both Teams — One Quarter
47 Eagles 20, Cardinals 27, (at StL), 12/13/64

Most Scored in 1st Quarter
28 at Redskins, 11/15/2010
27 at Steelers, 12/12/1965
26 vs. Cincinnati Reds, 11/6/1934
24 at Falcons, 10/8/1967

Most Allowed in 1st Quarter
28 at Broncos, 10/4/1998
28 at Cowboys, 10/19/1969
24 at Bills, 12/2/1990
21 (eight times) last at Broncos, 9/29/13

Most Scored Both Teams in 1st Quarter
35 at Saints, 12/23/2007, (E-21, NO-14)
35 at Cowboys, 10/19/1969, (E-7, C-28)
28 (four times) last at Redskins, 11/15/2010 (E-28, R-0)

Most Scored in 2nd Quarter
31 vs. Lions, 12/30/1995
28 vs. Panthers, 9/13/09
28 vs. Packers, 12/5/2004
28 at Cowboys, 11/15/2004
28 vs. Saints, 11/19/1967

Most Allowed in 2nd Quarter
28 vs. Bears, 10/4/1987
28 vs. St. Louis Cardinals, 10/18/1970
28 vs. Packers, 11/11/1962
28 at Bears, 10/17/1943

Most Total Both Teams in 2nd Quarter
47 at St. Louis Cardinals, 12/13/1964, (E-20, C-27)
42 at Cowboys, 11/15/2004, (E-28, D-14)
42 at Redskins, 11/27/1983, (E-21, W-21)
38 at St.Louis Cardinals, 12/16/1962, (E-21, C-17)

Most Scored in 1st Half
45 at Redskins, 11/15/2010
42 vs. Lions, 9/23/2007
38 vs. Lions, 12/30/1995
35 (three times) last vs. Packers, 12/5/2004

Most Allowed in 1st Half
42 at Cowboys, 10/19/1969
38 at Giants, 11/26/1972
35 (six times) last at Giants, 12/30/2012

Most Scored Both Teams 1st Half
63 vs. Lions, 9/23/2007, (E-42, D-21)
59 at Redskins, 11/15/2010, (E-45, R-14)
59 at St. Louis Cardinals, 12/16/1962, (E-28, C-31)
57 at St. Louis Cardinals, 12/13/1964, (E-27, C-30)
54 at Cowboys, 9/15/2008, (E-30, D-24)

Most Scored in 3rd Quarter
21 vs. Steelers, 9/25/16
21 at Raiders, 11/3/13
21 at Falcons, 9/18/11
21 vs. Redskins, 11/12/1990
21 vs. Patriots, 11/4/1973
21 at Redskins, 12/3/1967
21 vs. Chi. Cardinals (at Minneapolis), 10/25/1959
21 vs. NY Giants, 10/4/1959
21 vs. Redskins, 11/28/1954
21 vs. NY Bulldogs, 11/20/1949

Most Allowed in 3rd Quarter
28 vs. Redskins, 10/1/1955
23 at Giants, 10/21/1951

Most Scored Both Teams 3rd Quarter
42 vs. Redskins, 10/1/1955, (E-14, R-28)
35 at Redskins, 12/3/1967, (E-21, R-14)
34 at Redskins, 11/1/1942, (E-14, R-20)

Most Scored in 4th Quarter
28 at NY Giants, 12/19/2010
28 vs. Lions, 12/8/2013
26 at Saints, 1/3/1993
24 vs. Baltimore Colts, 11/15/1953
23 at 49ers, 10/12/2008

Most Allowed in 4th Quarter
28 vs. 49ers, 9/24/1989
28 vs. Vikings, 12/1/1985
28 vs. Chicago Cardinals, 12/7/1947
28 vs. Bears, 11/30/1941

Most Scored Both Teams 4th Quarter
42 vs. Chicago Cardinals, 12/7/1947, (E-14, C-28)
38 vs. 49ers, 9/24/1989, (E-10, S-28)
37 vs. NY Giants, 9/27/2017, (E-13, G-24)
37 at Arizona Cardinals, 11/24/1996, (E-17, A-20)

Most Scored in 2nd Half
35 at NY Giants, 12/19/2010
35 at St. Louis Cardinals, 11/8/1981
34 vs. Jaguars, 9/7/2014
34 vs. Lions, 12/8/2013
32 (three times) last vs. Falcons, 10/1/2000

Most Allowed in 2nd Half
49 vs. Bears, 11/30/1941
42 vs. Chicago Cardinals, 12/7/1947
34 at Oakland Raiders, 10/17/1971
31 (seven times) last at Broncos 9/29/13

Most Scored Both Teams 2nd Half
56 vs. Chicago Cardinals, 12/7/1947, (E-14, C-42)
52 at Vikings, 12/15/2013, (E-21, V-31)
52 vs. Redskins, 10/1/1955, (E-21, R-31)
50 vs. Lions, 12/30/1995, (E-20, D-30)
49 vs. Bears, 11/30/1941, (E-0, B-49)
49 vs. Redskins, 9/28/47, (E-21, R-28)

Most Decisive Victory
64 Eagles 64, Cincinnati Reds 0, 11/6/34
45 (three times) last vs. Boston Yanks (E-45, Y-0), 11/14/48

Most Decisive Loss
56 Giants 56, Eagles 0, 10/15/33
52 Giants 62, Eagles 10, 11/26/72

TOUCHDOWNS

Most Scored
10 vs. Cincinnati Reds, 11/6/34
8 at Redskins, 11/15/10
8 vs. Lions, 9/23/07

8 at Cardinals, 10/25/53
8 vs. Rams, 10/7/50

Most Allowed
8 (three times) last at Giants, 11/26/72

Most Scored by Rushing
5 at Cowboys, 10/22/61
5 vs. Redskins, 10/23/49
5 at Redskins, 10/17/48
5 vs. Boston Yanks, 12/9/45

Most Allowed by Rushing
6 Packers, 11/11/62

Most by Passing
7 at Raiders, 11/3/13
7 at Redskins, 10/17/54

Most Allowed by Passing
5 (12 times) last at Lions, 11/26/15

KICKING

Most Field Goals Made
6 at Oilers, 11/12/72
5 (five times) last vs. Titans, 11/23/14

Most Field Goals Allowed
5 (seven times) last vs. Giants, 10/27/13

TOTAL YARDS

Most Yards Gained
592 at Redskins, 11/15/10 (332 passing, 260 rushing)
583 vs. 49ers, 9/18/05 (443 passing, 140 rushing)
582 at Browns, 11/7/65 (352 passing, 230 rushing)
575 vs. Redskins, 11/21/48 (199 passing, 376 rushing)
574 vs. Colts, 11/15/81 (339 passing, 235 rushing)

Fewest Yards Gained
23 at Lions, 9/20/35
54 vs. Packers, 11/11/62

Most Yards Allowed
652 at Cowboys, 10/9/66 (440 passing, 212 rushing)

Fewest Yards Allowed
29 vs. Brooklyn Dodgers, 12/3/44

FIRST DOWNS

Most, Total
34 vs. Saints 10/11/15
34 vs. Colts, 11/15/81
33 vs. Vikings, 11/11/01
32 vs. Cardinals, 11/27/08; at Redskins, 9/17/89; at Chicago Cardinals, 10/25/53; and at Redskins, 12/2/51

Most Allowed, Total
37 vs. Packers, 11/11/62

Fewest Allowed, Total
1 at NY Bulldogs, 9/22/49; vs. Brooklyn Dodgers, 10/1/39; at Browns, 12/3/50
2 vs. Brooklyn Dodgers, 11/11/34

Most by Rushing
25 at Redskins, 12/2/51

Most Allowed by Rushing
21 vs. Packers, 11/11/62 and vs. Browns, 12/13/59

Fewest Allowed by Rushing
0 (7 times) last vs. Cardinals, 11/27/08

Most by Passing
24 at Redskins, 9/17/89
22 at Redskins, 12/20/14
22 at Chargers, 11/15/09
22 at Chiefs, 10/2/05

Most Allowed by Passing
22 vs. Chargers, 9/15/13
22 at Cardinals, 12/13/64
21 (4 times) last at Saints, 11/18/18

Fewest Allowed by Passing
0 (8 times) last at Browns, 12/3/50

Most by Penalty
8 at Bears, 11/3/02
8 vs. Lions, 12/2/79

Most Allowed by Penalty
6 (seven times) last at Cowboys, 11/8/15

RUSHING

Most Attempts
64 at Redskins, 12/2/51
64 at Baltimore Colts, 10/15/50
64 vs. Los Angeles Rams, 11/6/49
64 at Redskins, 11/28/43

Most Attempts Allowed
67 at Lions, 9/20/35

Most Yards Gained
376 vs. Redskins, 11/21/48

Fewest Yards Gained
-36 at Bears, 11/19/39
-23 vs. Lions, 11/17/40

Most Yards Allowed
370 at Lions, 9/20/35

Fewest Yards Allowed
-33 vs. Brooklyn Dodgers, 10/2/43
-26 at Boston Yanks, 12/8/46
6 vs. Chicago Bears, 11/26/17
10 vs. Boston Yanks, 10/22/44
13 vs. Brooklyn Tigers, 12/3/44

PASSING

Most Attempts
62 at Cardinals, 10/26/14
62 at Bears, 10/2/89
61 vs. Titans, 11/19/06
60 at Bengals, 12/4/16
60 at Redskins, 12/1/40

Fewest Attempts
3 vs. Steelers, 12/1/46

Most Attempts Allowed
63 vs. Giants, 12/22/16
63 at 49ers, 11/25/02
58 at Jets, 9/27/15
57 at Giants, 12/17/17
57 at Patriots, 12/6/15

Fewest Attempts Allowed
0 at Browns, 12/3/50
1 at NY Bulldogs, 9/22/49; at Cardinals, 11/8/36

Most Completions
37 vs. Redskins, 12/26/15
37 at Redskins, 12/20/14
36 at Bengals, 12/4/16
36 at Falcons, 9/14/15
36 at Cardinals, 10/26/14

Fewest Completions
0 at Redskins, 10/18/36

Most Completions Allowed
38 vs. Giants, 12/22/16
37 at Giants, 12/17/17)
37 vs. Vikings, 9/20/04
36 at 49ers, 11/25/02
35 at Jets, 9/27/15

Fewest Completions Allowed
0 at Browns, 12/3/50
0 vs. NY Bulldogs, 9/22/49
0 at Chicago Cardinals, 11/8/36
0 vs. Brooklyn Dodgers, 11/29/36
0 vs. Cincinnati Reds, 11/6/34

Most Yards Gained (gross)
486 vs. Giants, 11/8/53
464 vs. Packers, 12/5/04

Fewest Yards Gained (gross)
0 at Boston Redskins, 10/18/36

Most Yards Allowed (gross)
447 at Cowboys, 10/9/66
446 vs. Lions, 9/23/07

Fewest Yards Allowed (gross)
0 at Browns, 12/3/50, at NY Bulldogs, 9/22/49, at Cardinals, 11/8/36, and vs. Cincinnati Reds, 11/6/34

PENALTIES

Most Penalties
19 vs. Oilers, 10/2/88
16 at Seahawks, 12/13/92
16 at Giants, 12/3/89

Fewest Penalties
0 many times; last vs. Cowboys, 11/11/18

Most Penalties by Opponent
22 vs. Bears, 11/26/44

Fewest Penalties by Opponent
0 many times; last at Jets, 10/14/07

Most Yards Penalized
191 at Seahawks, 12/13/92
171 vs. Saints, 11/23/03

Fewest Yards Penalized
0 many times; last vs. Cowboys, 11/11/18

Most Yards Opponent Penalized
170 vs. Bears, 11/26/44

Fewest Yards Opponent Penalized
0 many times; last at Jets, 10/14/07

Most Penalties, Both Teams
31 Eagles 19, Houston Oilers 12 (at Phil.), 10/2/88
28 Eagles 13, St. Louis Rams 15 (at StL), 12/18/05

Fewest Penalties, Both Teams
1 Eagles 1, Brooklyn Dodgers 0 (at Phil.), 10/1/39
1 Eagles 1, Chicago Cardinals 0 (at Chi.), 11/10/35
1 Eagles 1, Brooklyn Dodgers 0 (at Phil.), 11/11/34

Most Yards Penalized, Both Teams
272 Eagles 171, Saints 101 (at Phil.), 11/23/03
262 Eagles 157, Chicago Cardinals 105 (at Chi.), 11/30/52

Fewest Yards Penalized, Both Teams
5 Eagles 5, Pittsburgh Steelers 0 (at Phil.), 10/24/65
5 Eagles 5, Brooklyn Dodgers 0 (at Phil.), 10/1/39
5 Eagles 5, Chicago Cardinals 0 (at Chi.), 11/10/35
5 Eagles 5, Brooklyn Dodgers 0 (at Phil.), 11/11/34

FUMBLES

Most Committed
10 vs. Giants, 10/9/43

Most Lost
6 at Redskins, 11/6/55
6 at Boston Yanks, 12/8/46
6 vs. Steelers, 10/7/34

Most Committed by Opponent
8 Packers (at Phil.), 12/1/74
7 (six times) last by Giants (at NY), 12/28/02

Most Fumbles Lost by Opponent
6 Giants (at NY), 11/17/68
6 NY Bulldogs (at Phil.), 11/20/49
5 (six times) last by Oilers (at Hou.), 12/2/91

INTERCEPTIONS

Most Thrown
7 vs. Cowboys, 9/26/71
7 at Boston Redskins, 11/3/35
6 (six times) last vs. Cardinals, 10/21/56

Most Intercepted
9 at Steelers, 12/12/65
8 at Cardinals, 9/24/50
7 at Redskins, 12/21/75

TOTAL TURNOVERS

Most Committed
9 at Bears, 10/12/47

Most Forced by Defense
12 at Steelers, 12/12/65 (9 INTs, 3 fumble rec.)
12 at Cardinals, 9/24/50 (8 INTs, 4 fumble rec.)

PUNTS

Most Punts
15 at Giants, 12/6/87
12 vs. Giants, 12/12/54. at Packers, 11/2/52. vs. Redskins, 10/4/42

Fewest Punts
0 (four times) last vs. Colts, 11/15/81

PUNT RETURNS

Most Punt Returns
12 at Browns, 12/3/50

Most Punt Returns by Opponent
9 (five times) last at Cardinals, 12/24/05

Most Yards Punt Returns
148 at Boston Yanks, 12/8/46

Most Yards Punt Returns Allowed
147 vs. Cardinals, 10/2/66

KICKOFF RETURNS

Most Kickoff Returns
9 at Giants, 11/26/72
9 at Giants, 11/10/46

Most Kickoff Returns Allowed
9 (six times) last vs. Cardinals, 11/27/08

Most Yards Kickoff Returns
261 vs. Cowboys, 11/6/66
253 at Cardinals, 11/24/96
235 vs. Cardinals, 9/19/65

Most Yards Kickoff Returns by Opponent
256 at Browns, 11/7/65

SACKS

Most Sacks Recorded
11 at Cowboys, 9/15/91
10 vs. Lions, 9/23/07
9 vs. Panthers, 11/10/14
9 at Dolphins, 12/11/11
9 vs. Steelers, 9/21/08
9 at Falcons, 12/16/84

Most Sacks Allowed
12 at Giants, 9/30/07
11 vs. Bears, 10/4/87
11 at Raiders, 11/30/86
11 vs. Lions, 11/16/86
11 at Cardinals, 12/18/83

ALL-TIME TEAM HIGHS AND LOWS

EAGLES HIGHS			CATEGORY	EAGLES LOWS		
64	vs. Cin.	11/6/34	POINTS	0	last vs. Dal.	12/31/17
10	vs. Cin.	11/6/34	TOUCHDOWNS	0	last vs. Dal.	12/31/17
5	(4x) last at Dal.	10/22/61	RUSHING TDS	0	last vs. Dal.	11/18/18
7	(2x) last at Oak.	11/3/13	PASSING TDS	0	last vs. Atl.	9/6/18
7	(2x) last at Hou.	11/12/72	FIELD GOALS ATTEMPTED	0	last at NO	11/18/18
6	at Hou.	11/12/72	FIELD GOALS MADE	0	last at NO	11/18/18
34	(2x) last vs. NO	10/11/15	TOTAL FIRST DOWNS	2	(5x) last vs. Was.	10/24/37
25	at Was.	12/2/51	RUSHING FIRST DOWNS	0	(7x) last at Dal.	10/9/05
24	at Was.	9/17/89	PASSING FIRST DOWNS	0	(2x) last vs. NYG	10/5/57
592	at Was.	11/15/10	TOTAL NET YARDS	23	at Det.	9/20/35
64	(3x) last at Was.	12/2/51	RUSHING ATTEMPTS	9	(4x) last at Dal.	10/9/05
376	vs. Was.	11/21/48	NET YARDS RUSHING	-36	at Chi.	11/19/39
460	vs. NYG	11/8/53	NET YARDS PASSING	-13	vs. NYG	12/11/77
12	at NYG	9/30/07	QB SACKS ALLOWED	0	last vs. Was.	12/3/18
486	vs. NYG	11/8/53	GROSS YARDS PASSING	0	at Boston Redskins	10/18/36
62	(2x) last at Ari.	10/26/14	PASS ATTEMPTS	3	vs. Pit.	12/1/46
37	last vs. Was.	12/26/15	PASS COMPLETIONS	0	at Bos.	10/18/36
7	(2x) last vs. Dal.	9/26/71	INTERCEPTIONS THROWN	0	last vs. NYG	11/25/18
9	at Chi.	10/12/47	TOTAL TURNOVERS	0	last vs. NYG	11/25/18
10	vs. NYG	10/9/43	FUMBLES BY	0	last vs. NYG	11/25/18
6	(3x) last at Was.	11/6/55	FUMBLES LOST	0	last vs. Was.	12/3/18
15	at NYG	12/6/87	PUNTS	0	last vs. Bal.	11/15/81
60.0	(2x) last at Min.	10/28/62	PUNTING AVERAGE	0.0	last vs. Bal.	11/15/81
19	vs. Hou.	10/2/88	PENALTIES	0	(17x) last vs. Dal.	11/11/18
191	at Sea.	12/13/92	YARDS PENALIZED	0	(17x) last vs. Dal.	11/11/18

OPPONENTS HIGHS			CATEGORY	OPPONENTS LOWS		
62	at NYG	11/26/72	POINTS	0	last vs. NYG	10/12/14
8	(3x) last at NYG	11/26/72	TOUCHDOWNS	0	last vs. Chi.	11/26/17
6	vs. GB	11/11/62	RUSHING TDS	0	last at Jax.	10/28/18
5	(12x) last last at Det.	11/26/15	PASSING TDS	0	last vs. Was.	12/3/18
7	at NO	11/30/69	FIELD GOALS ATTEMPTED	0	last vs. Car.	10/21/18
5	(7x) last vs. NYG	10/27/13	FIELD GOALS MADE	0	last vs. Car.	10/21/18
37	vs. GB	11/11/62	TOTAL FIRST DOWNS	1	(3x) last at Cle.	12/3/50
21	(2x) last vs. GB	11/11/62	RUSHING FIRST DOWNS	0	(6x) last vs. Ari.	11/27/08
22	at StL	12/13/64	PASSING FIRST DOWNS	0	(8x) last at Cle.	12/3/50
652	at Dal.	10/9/66	TOTAL NET YARDS	29	vs. Brooklyn	12/3/44
67	at Det.	9/20/35	RUSHING ATTEMPTS	10	(2x) last vs. Ari.	11/27/08
370	at Det.	9/20/35	NET YARDS RUSHING	-33	vs. Brooklyn	10/2/43
440	at Dal.	10/9/66	NET YARDS PASSING		NA	
11	at Dal.	9/15/91	QB SACKS ALLOWED	0	last vs. NYG	9/24/17
447	at Dal.	10/9/66	GROSS YARDS PASSING	0	(4x) last at Cle.	12/3/50
63	at SF	11/25/02	PASS ATTEMPTS	0	at Cle.	12/3/50
37	vs. Min.	9/20/04	PASS COMPLETIONS	0	(5x) last at Cle.	12/3/50
9	at Pit.	12/12/65	INTERCEPTIONS THROWN	0	last at NO	11/18/18
12	(2x) last at Pit.	12/12/65	TOTAL TURNOVERS	0	last at NO	11/18/18
8	vs. GB	12/1/74	FUMBLES BY	0	last at NO	11/18/18
6	(2x) last at NYG	11/17/68	FUMBLES LOST	0	last vs. Was.	12/3/18
15	at Was.	11/5/39	PUNTS	0	last at Pit.	11/7/04
69.0	at Was.	12/27/03	PUNTING AVERAGE		NA	
22	vs. Chi.	11/26/44	PENALTIES	0	(11x) last at NYJ	10/14/07
170	vs. Chi.	11/26/44	YARDS PENALIZED	0	(11x) last at NYJ	10/14/07

ALL-TIME PLAYOFF RESULTS

Date	Playoff	Opponent	Result		Site	Attendance	Head Coach
Sun., Dec. 21, 1947	NFL Divisional	Pittsburgh Steelers	W	21-0	Pittsburgh	35,729	Greasy Neale
Sun., Dec. 28, 1947	NFL Championship	Chicago Cardinals	L	21-28	Chicago	30,759	Greasy Neale
Sun., Dec. 19, 1948	NFL Championship	Chicago Cardinals	W	7-0	Philadelphia	36,309	Greasy Neale
Sun., Dec. 18, 1949	NFL Championship	Los Angeles Rams	W	14-0	Los Angeles	27,980	Greasy Neale
Mon., Dec. 26, 1960	NFL Championship	Green Bay Packers	W	17-13	Philadelphia	67,325	Buck Shaw
Sun., Dec. 24, 1978	NFC Wild Card	Atlanta Falcons	L	13-14	Atlanta	49,447	Dick Vermeil
Sun., Dec. 23, 1979	NFC Wild Card	Chicago Bears	W	27-17	Philadelphia	69,397	Dick Vermeil
Sat., Dec. 29, 1979	NFC Divisional	Tampa Bay Buccaneers	L	17-24	Tampa Bay	71,402	Dick Vermeil
Sat., Jan. 3, 1981	NFC Divisional	Minnesota Vikings	W	31-16	Philadelphia	68,434	Dick Vermeil
Sun., Jan. 11, 1981	NFC Championship	Dallas Cowboys	W	20-7	Philadelphia	70,696	Dick Vermeil
Sun., Jan. 25, 1981	Super Bowl 15	Oakland Raiders	L	10-27	New Orleans	75,500	Dick Vermeil
Sun., Dec. 27, 1981	NFC Wild Card	New York Giants	L	21-27	Philadelphia	71,611	Dick Vermeil
Sat., Dec. 31, 1988	NFC Divisional	Chicago Bears	L	12-20	Chicago	65,534	Buddy Ryan
Sun., Dec. 31, 1989	NFC Wild Card	Los Angeles Rams	L	7-21	Philadelphia	57,869	Buddy Ryan
Sat., Jan. 5, 1991	NFC Wild Card	Washington Redskins	L	6-20	Philadelphia	65,287	Buddy Ryan
Sun., Jan. 3, 1993	NFC Wild Card	New Orleans Saints	W	36-20	New Orleans	68,893	Rich Kotite
Sun., Jan. 10, 1993	NFC Divisional	Dallas Cowboys	L	10-34	Dallas	63,721	Rich Kotite
Sat., Dec. 30, 1995	NFC Wild Card	Detroit Lions	W	58-37	Philadelphia	66,099	Ray Rhodes
Sun., Jan. 7, 1996	NFC Divisional	Dallas Cowboys	L	11-30	Dallas	64,371	Ray Rhodes
Sun., Dec. 29, 1996	NFC Wild Card	San Francisco 49ers	L	0-14	San Francisco	56,460	Ray Rhodes
Sun., Dec. 31, 2000	NFC Wild Card	Tampa Bay Buccaneers	W	21-3	Philadelphia	65,813	Andy Reid
Sun., Jan. 7, 2001	NFC Divisional	New York Giants	L	10-20	New York	78,765	Andy Reid
Sat., Jan. 12, 2002	NFC Wild Card	Tampa Bay Buccaneers	W	31-9	Philadelphia	65,847	Andy Reid
Sat., Jan. 19, 2002	NFC Divisional	Chicago Bears	W	33-19	Chicago	66,944	Andy Reid
Sun., Jan. 27, 2002	NFC Championship	St. Louis Rams	L	24-29	St. Louis	66,502	Andy Reid
Sat., Jan. 11, 2003	NFC Divisional	Atlanta Falcons	W	20-6	Philadelphia	66,452	Andy Reid
Sun., Jan. 19, 2003	NFC Championship	Tampa Bay Buccaneers	L	10-27	Philadelphia	66, 713	Andy Reid
Sun., Jan. 11, 2004	NFC Divisional	Green Bay Packers	W	20-17 ot	Philadelphia	67,707	Andy Reid
Sun., Jan. 18, 2004	NFC Championship	Carolina Panthers	L	3-14	Philadelphia	67,862	Andy Reid
Sun., Jan. 16, 2005	NFC Divisional	Minnesota Vikings	W	27-14	Philadelphia	67,722	Andy Reid
Sun., Jan. 23, 2005	NFC Championship	Atlanta Falcons	W	27-10	Philadelphia	67,717	Andy Reid
Sun., Feb. 6, 2005	Super Bowl 39	New England Patriots	L	21-24	Jacksonville	78,125	Andy Reid
Sun., Jan. 7, 2007	NFC Wild Card	New York Giants	W	23-20	Philadelphia	69,094	Andy Reid
Sat., Jan. 13, 2007	NFC Divisional	New Orleans Saints	L	24-27	New Orleans	70,001	Andy Reid
Sun., Jan. 4, 2009	NFC Wild Card	Minnesota Vikings	W	26-14	Minneapolis	61,746	Andy Reid
Sun., Jan. 11, 2009	NFC Divisional	New York Giants	W	23-11	New York	79,193	Andy Reid
Sun., Jan. 18, 2009	NFC Championship	Arizona Cardinals	L	25-32	Glendale	70,650	Andy Reid
Sat., Jan. 9, 2010	NFC Wild Card	Dallas Cowboys	L	14-34	Dallas	92,951	Andy Reid
Sun., Jan. 9, 2011	NFC Wild Card	Green Bay Packers	L	16-21	Philadelphia	69,144	Andy Reid
Sat., Jan. 4, 2014	NFC Wild Card	New Orleans Saints	L	24-26	Philadelphia	69,144	Chip Kelly
Sat., Jan. 13, 2018	NFC Divisional	Atlanta Falcons	W	15-10	Philadelphia	69,596	Doug Pederson
Sun., Jan. 21, 2018	NFC Championship	Minnesota Vikings	W	38-7	Philadelphia	69,596	Doug Pederson
Sun., Feb. 4, 2018	Super Bowl	New England Patriots	W	41-33	Minneapolis	67,612	Doug Pederson

PLAYOFF GAME BREAKDOWN

Overall Record 22-21
Home 15-7
Road 6-12
Super Bowl. 1-2
NFL Championship 3-1
NFC Championship 3-4
NFC Divisional 8-6
NFC Wild Card 7-8
Overtime. 1-0
Points Scored-Allowed 875-796

ALL-TIME INDIVIDUAL PLAYOFF RECORDS

SERVICE

Most Games Played (Starts), Career

1. David Akers 19 (0)
2. Brian Dawkins 18 (18)
3. Jon Runyan 17 (17)
   Tra Thomas 17 (17)
5. Donovan McNabb 16 (16)
6. Koy Detmer 13 (0)
   Sheldon Brown 13 (10)
8. Quintin Mikell 12 (5)
   Mike Bartrum 12 (0)
   Todd Pinkston 12 (10)
   Corey Simon 12 (12)
   Bobby Taylor 12 (12)
   Darwin Walker 12 (9)
14. Jeremiah Trotter 11 (11)
   Brian Westbrook 11 (8)
   Chad Lewis 11 (10)
   Jermane Mayberry 11 (10)
18. Correll Buckhalter 10 (0)
   Hugh Douglas 10 (7)
   Hank Fraley 10 (10)
   Freddie Mitchell 10 (3)

SCORING

Most Points, Career

134 David Akers (19 games)
36 Brian Westbrook (11 games)
36 Harold Carmichael (7 games)
36 Tony Franklin (6 games)
36 Wilbert Montgomery (7 games)

Most Points, Game

16 Gary Anderson (12/30/95 vs. Lions) NFC-WC
15 David Akers (1/19/02 at Bears) NFC-D
14 David Akers (1/4/09 at Vikings) NFC-WC
12 (11 times) last by **Alshon Jeffery (1/21/18 vs. Vikings) NFC-C**

Most Touchdowns, Career

6 Brian Westbrook (11 games)
6 Harold Carmichael (7 games)
6 Wilbert Montgomery (7 games)
5 Duce Staley (7 games)
4 Donovan McNabb (16 games)
3 Alshon Jeffery (3 games), Brent Celek (9 games), Steve Van Buren (4 games), Fred Barnett (5 games), Chad Lewis (11 games)

Most Touchdowns, Game

2 (10 times) last by **Alshon Jeffery (1/21/18 vs. Vikings) NFC-C**

Most Points After Touchdown, Career

41 David Akers (19 games)
15 Tony Franklin (6 games)

Most Points After Touchdown, Game

7 Gary Anderson (12/30/95 vs. Lions) NFC-WC
5 Jake Elliott (1/21/18 vs. Vikings) NFC-C
4 (3 times) last by David Akers (1/12/02 vs. Bucs) NFC-WC

Most Field Goals, Career

31 David Akers (19 games)
7 Jake Elliott (3 games)
7 Tony Franklin (6 games)
5 Roger Ruzek (4 games)

Most Field Goals, Game

4 David Akers (1/4/09 at Vikings) NFC-WC
4 David Akers (1/19/02 at Bears) NFC-D
4 Luis Zendejas (12/31/88 at Bears) NFC-D
3 Jake Elliott (2/4/18 vs. Patriots) SB52
3 Jake Elliott (1/13/18 vs. Falcons) NFC-D
3 David Akers (1/11/09 at Giants) NFC-D
3 David Akers (1/7/07 vs. Giants) NFC-WC
3 Gary Anderson (12/30/95 vs. Lions) NFC-WC

Longest Field Goals

53 Jake Elliott (1/13/18 vs. Falcons) NFC-D
51 David Akers (1/4/09 at Vikings) NFC-WC
48 David Akers (1/7/07 vs. Giants) NFC-WC
46 Jake Elliott (2/4/18 vs. Patriots) SB52
46 David Akers (1/27/02 at Rams) NFC-C
46 David Akers (1/19/02 at Bears) NFC-D
45 David Akers (1/18/09 at Cardinals) NFC-C
45 David Akers (1/4/09 at Vikings) NFC-WC

PASSING

Most Passes Attempted, Career

577 Donovan McNabb (16 games)
226 Ron Jaworski (7 games)
214 Randall Cunningham (7 games)

Most Passes Attempted, Game

54 Randall Cunningham (12/31/88 at Bears) NFC-D
51 Donovan McNabb (2/6/05 vs. Patriots) SB39
49 Donovan McNabb (1/19/03 vs. Buccaneers) NFC-C
47 Donovan McNabb (1/18/09 at Cardinals) NFC-C

Most Passes Completed, Career

341 Donovan McNabb (16 games)
113 Randall Cunningham (7 games)
103 Ron Jaworski (7 games)
100 Nick Foles (4 games)

Most Passes Completed, Game

30 Donovan McNabb (2/6/05 vs. Patriots) SB39
28 Nick Foles (2/4/18 vs. Patriots) SB52
28 Donovan McNabb (1/18/09 at Cardinals) NFC-CG
27 Randall Cunningham (12/31/88 at Bears) NFC-D
27 Tommy Thompson (12/28/47 at Chicago Cardinals) NFL-CG

Most Yards Gained, Career

3,752 Donovan McNabb (16 games)
1,390 Randall Cunningham (7 games)
1,319 Ron Jaworski (7 games)

Most Yards Gained, Game

407 Randall Cunningham (12/31/88 at Bears) NFC-D
375 Donovan McNabb (1/18/09 at Cardinals) NFC-CG
357 Donovan McNabb (2/6/05 vs. Patriots) SB39
352 Nick Foles (1/21/18 vs. Vikings) NFC-CG
300 Donovan McNabb (1/4/09 at Vikings) NFC-WC

Most Touchdown Passes, Career

24 Donovan McNabb (16 games)
9 Ron Jaworski (7 games)
8 Nick Foles (4 games)
4 Tommy Thompson (4 games)

Most Touchdown Passes, Game
- **3 Nick Foles (2/4/18 vs. Patriots) SB52**
- **3 Nick Foles (1/21/18 vs. Vikings) NFC-CG**
- 3 Donovan McNabb (1/18/09 at Cardinals) NFC-CG
- 3 Donovan McNabb (2/6/05 vs. Patriots) SB39
- 3 Rodney Peete (12/30/95 vs. Lions) NFC-WC
- 3 Ron Jaworski (12/23/79 vs. Bears) NFC-WC

Longest Pass Play
- 76t Michael Vick to Jeremy Maclin (1/9/10 at Cowboys) NFC-WC
- 75t Jeff Garcia to Donté Stallworth (1/13/07 at Saints) NFC-D
- 71t Donovan McNabb to Brian Westbrook (1/4/09 at Vikings) NFC-WC
- 66 Randall Cunningham to Keith Jackson (1/5/91 vs. Redskins) NFC-WC
- 65 Randall Cunningham to Keith Jackson (12/31/88 at Bears) NFC-D

RUSHING

Most Attempts, Career
- 141 Wilbert Montgomery (7 games)
- 129 Brian Westbrook (11 games)
- 93 Duce Staley (7 games)
- 93 Steve Van Buren (4 games)
- 72 Donovan McNabb (16 games)

Most Attempts, Game
- 31 Steve Van Buren (12/18/49 at LA Rams) NFL-CG
- 26 (4 times) last by Montgomery (1/11/81 vs. Cowboys) NFC-CG
- 22 Chris Warren (12/31/00 vs. Buccaneers) NFC-WC

Longest Run From Scrimmage
- 62t Brian Westbrook (1/13/07 at Saints) NFC-D
- 55 Wilbert Montgomery (1/11/81 vs. Cowboys) NFC-CG
- 49t Brian Westbrook (1/7/07 vs. Giants) NFC-WC
- 49 Steve Van Buren (12/18/49 at LA Rams) NFL-CG
- 42 Wilbert Montgomery (1/11/81 vs. Cowboys) NFC-CG

Most Yards Gained, Career
- 591 Brian Westbrook (11 games)
- 518 Wilbert Montgomery (7 games)
- 422 Donovan McNabb (16 games)
- 384 Duce Staley (7 games)
- 365 Steve Van Buren (4 games)

Most Yards Gained, Game (includes all 100-yard performances)
- 196 Steve Van Buren (12/18/49 at LA Rams) NFL-CG
- 194 Wilbert Montgomery (1/11/81 vs. Cowboys) NFC-CG
- 141 Brian Westbrook (1/7/07 vs. Giants) NFC-WC
- 116 Brian Westbrook (1/13/07 at Saints) NFC-D
- 107 Donovan McNabb (1/11/04 vs. Packers) NFC-D
- 105 Heath Sherman (1/3/93 at Saints) NFC-WC

Most Touchdowns Rushing, Career
- 6 Wilbert Montgomery (7 games)
- 4 Donovan McNabb (16 games)
- 3 LeGarrette Blount (3 games)
- 3 Brian Westbrook (11 games)
- 2 Steve Van Buren (4 games)
- 2 Duce Staley (7 games)

Most Touchdowns, Game
- 2 Brian Westbrook (1/13/07 at Saints) NFC-D
- 2 Wilbert Montgomery (12/27/81 vs. Giants) NFC WC
- 2 Wilbert Montgomery (1/3/81 vs. Vikings) NFC-D

RECEIVING

Most Receptions, Career
- 38 Chad Lewis (11 games)
- 35 Duce Staley (7 games)
- 33 Brian Westbrook (11 games)
- 32 Todd Pinkston (12 games)

Most Receptions, Game
- 10 Brent Celek (1/18/09 at Cardinals) NFC-CG
- **9 Nelson Agholor (2/4/18 vs. Patriots) SB52**
- 9 Terrell Owens (2/6/05 vs. Patriots) SB39
- 9 Keith Byars (12/31/89 vs. LA Rams) NFC-WC and (12/31/88 at Bears) NFC-D
- **8 Zach Ertz (1/21/18 vs. Vikings) NFC-CG**
- 8 Duce Staley (1/27/02 at Rams) NFC-CG
- 8 Fred Barnett (12/30/95 vs. Lions) NFC-WC
- 8 Jack Ferrante (12/28/47 at Chicago Cardinals) NFL-CG

Most Yards Gained, Career
- 465 Harold Carmichael (7 games)
- 433 Todd Pinkston (12 games)
- 409 Chad Lewis (11 games)
- 334 Brian Westbrook (11 games)
- 321 DeSean Jackson (6 games)

Most Yards Gained, Game (includes all 100-yard performances)
- 146 Jeremy Maclin (1/9/10 at Cowboys) NFC WC
- 142 Keith Jackson (12/31/88 at Bears) NFC-D
- 122 Kevin Curtis (1/18/09 at Cardinals) NFC-C
- 122 Terrell Owens (2/6/05 vs. Patriots) SB39
- 116 Keith Jackson (1/5/91 vs. Redskins) NFC-WC
- 111 Harold Carmichael (12/23/79 vs. Bears) NFC-WC
- **100 Corey Clement (2/4/18 vs. Patriots) SB52**

Most Touchdowns, Career
- 6 Harold Carmichael (7 games)
- **3 Alshon Jeffery (3 games)**
- 3 Brent Celek (9 games)
- 3 Brian Westbrook (11 games)
- 3 Fred Barnett (5 games)
- 3 Chad Lewis (11 games)
- 3 Duce Staley (7 games)

Most Touchdowns, Game
- **2 Alshon Jeffery (1/21/18 vs. Vikings) NFC-CG**
- 2 Brent Celek (1/18/09 at Cardinals) NFC-CG
- 2 Chad Lewis (1/23/05 vs. Falcons) NFC-C
- 2 Fred Barnett (1/3/93 at Saints) NFC-WC
- 2 Harold Carmichael (12/23/79 vs. Bears) NFC-WC

INTERCEPTIONS

Most Interceptions, Career
5 Herman Edwards (7 games)
4 Brian Dawkins (18 games)
3 Damon Moore (5 games), Eric Allen (5 games), Seth Joyner (5 games), Roynell Young (5 games)

Most Interceptions, Game
2 Damon Moore (1/12/02 vs. Buccaneers) NFC-WC
2 Eric Allen (1/3/93 at Saints) NFC-WC
2 Herman Edwards (1/3/81 vs. Vikings) NFC-D
2 Roynell Young (1/3/81 vs. Vikings) NFC-D

Longest Interception Return
59t Damon Moore (1/12/02 vs. Buccaneers) NFC-WC
50t Patrick Robinson (1/21/18 vs. Vikings) NFC-CG
44t Asante Samuel (1/4/09 at Vikings) NFC-WC
39t Bobby Taylor (1/11/03 vs. Falcons) NFC-D
37 Jerry Robinson (12/29/79 at Buccaneers) NFC-D

Most Interception Return Yards, Career
77 Damon Moore (5 games)
75 Brian Dawkins (18 games)
69 Asante Samuel (5 games)

Most Interception Return Yards, Game
59 Damon Moore (1/12/02 vs. Buccaneers) NFC-WC
50 Patrick Robinson (1/21/18 vs. Vikings) NFC-CG
44 Asante Samuel (1/4/09 at Vikings) NFC-WC
39 Bobby Taylor (1/11/03 vs. Falcons) NFC-D

SACKS

Most Sacks, Career
4 Derrick Burgess (6 games)
4 Hugh Douglas (10 games)
4 Reggie White (5 games)

Most Sacks, Game
2 Darwin Walker (1/13/07 at Saints) NFC-D
2 Derrick Burgess (1/23/05 vs. Falcons) NFC-C
2 Hugh Douglas (12/31/00 vs. Buccaneers) NFC-WC

NFC-WC: NFC Wild Card, **NFC-D:** NFC Divisional Playoff,
NFL-D: NFL Divisional Playoff, **NFL-CG:** NFL Championship,
NFC-CG: NFC Championship, **SB:** Super Bowl,
***** denotes NFL playoff record
# denotes ties NFL playoff record

PUNT RETURNS

Most Punt Returns, Career
16 Brian Mitchell (7 games)
13 John Sciarra (7 games)

Most Punt Returns, Game
6 John Sciarra (1/11/81 vs. Cowboys) NFC-CG
5 DeSean Jackson (1/4/09 at Vikings) NFC-WC
4 (7 times) last by Reno Mahe (1/11/04 vs. Packers) NFC-D

Most Yards on Punt Returns, Career
174 DeSean Jackson (6 games)
135 Brian Mitchell (7 games)
130 John Sciarra (7 games)

Most Yards on Punt Returns, Game
109 DeSean Jackson (1/4/09 at Vikings) NFC-WC
101 Bosh Pritchard (12/21/47 at Steelers) NFL-D
69 John Sciarra (1/11/81 vs. Cowboys) NFC-CG

Longest Punt Return
79t Bosh Pritchard (12/21/47 at Steelers) NFL-D
62 DeSean Jackson (1/4/09 at Vikings) NFC-WC
34 Wally Henry (12/23/79 vs. Bears) NFC-WC

KICKOFF RETURNS

Most Kickoff Returns, Career
22 Brian Mitchell (7 games)
11 Billy Campfield (7 games)

Most Kickoff Returns, Game
6 Brian Mitchell (1/27/02 at StL Rams) NFC-CG
5 (seven times) last by Brad Smith (1/4/14 vs. Saints) NFC-WC

Most Yards, Career
522 Brian Mitchell (7 games)
201 Billy Campfield (7 games)

Most Yards, Game
128 Brian Mitchell (1/27/02 at StL Rams) NFC-CG
125 (three times) last by James Thrash (1/11/04 vs. Packers) NFC-D

Longest Kickoff Return
70 Brian Mitchell (1/19/03 vs. Buccaneers) NFC-CG
58 Ted Dean (12/26/60 vs. Packers) NFL-CG

ALL-TIME TEAM PLAYOFF RECORDS

SCORING

Most Points, Game
58 vs. Lions (12/30/95) NFC-WC
41 vs. Patriots (2/4/18) SB52
38 vs. Vikings (1/21/18) NFC-CG
36 at Saints (1/3/93) NFC-WC

Most Points, Both Teams, Game
95 vs. Lions (12/30/95) NFC-WC; Eagles 58, Lions 37
74 vs. Patriots (2/4/18) SB52; Eagles 41, Patriots 33
57 at Cardinals (1/18/09) NFC-CG; Eagles 25, Cardinals 32
56 at Saints (1/3/93) NFC-WC; Eagles 36, Saints 20

Fewest Points, Both Teams, Game
7 vs. Chicago Cardinals (12/19/48) NFL-CG; Eagles 7, Cardinals 0
14 at 49ers (12/29/96) NFC-WC; 49ers 14, Eagles 0
14 at LA Rams (12/18/49) NFL-CG; Eagles 14, Rams 0

Largest Margin of Victory, Game
31 vs. Vikings (1/21/18) NFC-CG; Eagles 38, Vikings 7
22 vs. Buccaneers (1/12/02) NFC-WC; Eagles 31, Buccaneers 9
21 (twice) vs. Lions (12/30/95) NFC-WC; Eagles 58, Lions 37 & at Steelers (12/21/47) NFL-D; Eagles 21, Steelers 0

TOUCHDOWNS

Most Touchdowns, Game
7 vs. Lions (12/30/95) NFC-WC
5 vs. Patriots (2/4/18) SB52
5 vs. Vikings (1/21/18) NFC-CG
4 (three times) last vs. Bucs (1/12/02) NFC-WC

Most Touchdowns, Both Teams, Game
12 vs. Lions (12/30/95) NFC-WC; Eagles 7, Lions 5
9 vs. Patriots (2/4/18) SB52; Eagles 5, Patriots 4
7 (three times) last at Cardinals (1/18/09) NFC-C; Cardinals 4, Eagles 3

Fewest Touchdowns, Both Teams, Game
1 vs. Chicago Cardinals (12/19/48) NFL-CG; Eagles 1, Cardinals 0
2 (8 times) last vs. Falcons (1/13/18) NFC-D; Eagles 1, Falcons 1

FIELD GOALS

Most Field Goals, Game
4 at Vikings (1/4/09) NFC-WC
4 at Bears (1/19/02) NFC-D
4 at Bears (12/31/88) NFC-D

Most Field Goals, Both Teams, Game
6 at Giants (1/11/09) NFC-D
6 at Bears (12/31/88) NFC-D; Eagles 4, Bears 2
5 vs. Patriots (2/4/18) SB52; Eagles 3, Patriots 2
5 vs. Saints (1/4/14) NFC-WC; Eagles 1, Saints 4
5 vs. Giants (1/7/07) NFC-WC; Eagles 3, Giants 2
5 at Bears (1/19/02) NFC-D; Eagles 4, Bears 1

Most Field Goals Attempted, Game
5 at Bears (12/31/88) NFC-D
4 at Vikings (1/4/09) NFC-WC
4 at Bears (1/19/02) NFC-D
4 vs. Lions (12/30/95) NFC-WC

Most FGs Attempted, Both Teams, Game
9 at Bears (12/31/88) NFC-D; Eagles 5, Bears 4
8 at Giants (1/11/09) NFC-D; Eagles 3, Giants 5
6 vs. Patriots (2/4/18) SB52; Eagles 3, Patriots 3
6 vs. Saints (1/4/14) NFC-WC; Eagles 2, Saints 4
6 vs. Falcons (1/11/03) NFC-D; Eagles 3, Falcons 3

FIRST DOWNS

Most First Downs, Game
27 vs. Vikings (1/21/18) NFC-CG
25 vs. Patriots (2/4/18) SB52
24 vs. Patriots (2/6/05) SB39
24 vs. Vikings (1/3/81) NFL-D
23 vs. Vikings (1/16/05) NFC-D

Fewest First Downs, Game
11 at Giants (1/7/01) NFC-D
12 at Cowboys (1/10/93) NFC-D

Most First Downs, Both Teams, Game
54 vs. Patriots (2/4/18) SB52; Patriots 29, Eagles 25
49 vs. Vikings (1/21/18) NFC-CG; Eagles 27, Vikings 22
48 vs. Lions (12/30/95) NFC-WC; Lions 26, Eagles 22
45 vs. Patriots (2/6/05) SB39; Eagles 24, Patriots 21

Fewest First Downs, Both Teams, Game
24 (three times) last at LA Rams (12/18/49) NFL-CG; Eagles 17, Rams 7

Most First Downs, Rushing, Game
16 vs. Chicago Cardinals (12/19/48) NFL-CG
13 vs. Cowboys (1/11/81) NFC-CG

Fewest First Downs, Rushing, Game
0 at Cowboys (1/9/10) NFC-WC
1 at Bears (12/31/88) NFC-D
2 at Vikings (1/4/09) NFC-WC

Most First Downs, Passing, Game
21 at Bears (12/31/88) NFC-D
19 vs. Patriots (2/4/18) SB52
19 vs. Vikings (1/21/18) NFC-CG
18 vs. Patriots (2/6/05) SB39

Fewest First Downs, Passing, Game
0 vs. Chicgao Cardinals (12/19/48) NFL-CG
4 at LA Rams (12/18/49) NFL-CG

TOTAL NET YARDS

Most Yards Gained, Game
538 vs. Patriots (2/4/18) SB52
456 vs. Vikings (1/21/18) NFC-CG
454 at Cardinals (1/18/09) NFC-CG
452 vs. Lions (12/30/95) NFC-WC
430 at Bears (12/31/88) NFC-D

Fewest Yards Gained, Game
178 at Cowboys (1/10/93) NFC-D
186 at Giants (1/7/01) NFC-D

RUSHING

Most Attempts, Game
61 at LA Rams (12/18/49) NFL-CG
57 vs. Chicago Cardinals (12/19/48) NFL-CG
52 at Steelers (12/21/47) NFL-D

Fewest Attempts, Game
13 at Cowboys (1/9/10) NFC-WC
14 at Giants (1/7/01) NFC-D
16 at Bears (12/31/88) NFC-D

Most Yards Gained, Game
274 at LA Rams (12/18/49) NFL-CG
263 vs. Cowboys (1/11/81) NFC-CG
225 vs. Chicago Cardinals (12/19/48) NFL-CG

Fewest Yards Gained, Game
45 vs. Patriots (2/6/05) SB39
46 at Giants (1/7/01) NFC-D

Most Touchdowns, Game
3 vs. Vikings (1/3/81) NFC-D
2 (six times) last at Saints (1/13/07) NFC-D

ALL-TIME TEAM PLAYOFF RECORDS

PASSING

Most Attempts, Game
55 at Bears (12/31/88) NFC-D
51 vs. Patriots (2/6/05) SB39

Fewest Attempts, Game
9 at LA Rams (12/18/49) NFL-CG
12 vs. Chicago Cardinals (12/19/48) NFL-CG

Most Completions, Game
30 vs. Patriots (2/6/05) SB39
29 vs. Patriots (2/4/18) SB52
28 at Cardinals (1/18/09) NFC-CG
27 at Bears (12/31/88) NFC-CG
27 at Chicago Cardinals (12/28/47) NFL-CG

Fewest Completions, Game
2 vs. Chicago Cardinals (12/19/48) NFL-CG
5 at LA Rams (12/18/49) NFL-CG

Most Yards Gained, Game
378 at Bears (12/31/88) NFC-D
374 vs. Patriots (2/4/18) SB52
357 at Cardinals (1/18/09) NFC-CG

Fewest Yards Gained, Game
7 vs. Chicago Cardinals (12/19/48) NFL-CG
68 at LA Rams (12/18/49) NFL-CG

Most Times Sacked, Game
8 vs. Packers (1/11/04) NFC-D
6 at Giants (1/7/01) NFC-D

Most Touchdowns, Game
4 vs. Patriots (2/4/18) SB52
3 vs. Vikings (1/21/18) NFC-CG
3 at Cardinals (1/18/09) NFC-CG
3 vs. Patriots (2/6/05) SB39
3 vs. Lions (12/30/95) NFC-WC
3 vs. Bears (12/23/79) NFC-WC

INTERCEPTIONS

Most Interceptions By, Game
6 vs. Lions (12/30/95) NFC-WC
5 vs. Vikings (1/3/81) NFC-D
4 vs. Buccaneers (1/12/02) NFC-WC

PUNTING

Most Punts, Game
9 vs. LA Rams (12/31/89) NFC-WC
9 at Falcons (12/24/78) NFC-WC

Fewest Punts, Game
1 vs. Patriots (2/4/18) SB52
1 at Cardinals (1/18/09) NFC-CG
3 (three times) last vs. Falcons (1/23/05) NFC-C

Highest Average, Punting, Game
58.0 at Cardinals (1/18/09) NFC-CG
51.2 at Saints (1/3/93) NFC-WC
50.6 at Cowboys (1/9/10) NFC-WC
48.8 vs. Saints (1/4/14) NFC-WC
45.3 vs. Giants (1/7/07) NFC-WC

Lowest Average, Punting, Game
32.5 at Bears (12/31/88) NFC-D

PENALTIES

Most Penalties, Game
9 at Cowboys (1/9/10) NFC-WC
8 at Giants (1/11/09) NFC-D
8 vs. Lions (12/30/95) NFC-WC
8 at Buccaneers (12/29/79) NFC-D

Fewest Penalties, Game
0 vs. Packers (12/26/60) NFL-CG
2 at StL Rams (1/27/02) NFC-CG
2 vs. Buccaneers (12/31/00) NFC-WC

Most Yards Penalized, Game
116 at Cowboys (1/9/10) NFC-WC
80 vs. Lions (12/30/95) NFC-WC
77 vs. Giants (1/7/07) NFC-WC
76 at Cowboys (1/10/93) NFC-D

Fewest Yards Penalized, Game
0 vs. Packers (12/26/60) NFL-CG
15 at StL Rams (1/27/02) NFC-CG

FUMBLES

Most Fumbles, Game
6 vs. LA Rams (12/31/89) NFC-WC
5 vs. Giants (12/27/81) NFC-WC

Most Fumbles Lost, Game
3 at Cowboys (1/9/10) NFC-WC
2 (12 times) last vs. Falcons (1/13/18) NFC-D

Most Fumbles Committed by Opponent, Game
5 vs. Cowboys (1/11/81) NFC-CG
4 vs. Packers (1/9/11) NFC-WC
3 (five times) last at Giants (1/7/01) NFC-D

Most Fumbles Lost by Opponent
3 (four times) last at Giants (1/7/01) NFC-D

TURNOVERS

Most Turnovers, Game
4 (four times) last at Dallas (1/9/10) NFC-WC

Fewest Turnovers, Game
0 vs. Saints (1/4/14) NFC-WC
0 at Saints (1/13/07) NFC-D
0 vs. Giants (1/7/07) NFC-WC
0 vs. Falcons (1/23/05) NFC-C
0 vs. Falcons (1/11/03) NFC-D

NFC-WC: NFC Wild Card, **NFC-D:** NFC Divisional Playoff,
NFL-D: NFL Divisional Playoff, **NFL-CG:** NFL Championship,
NFC-CG: NFC Championship, **SB:** Super Bowl,
***** denotes NFL playoff record

WEEK 13 / THROUGH MONDAY, DECEMBER 3, 2018

OFFENSE	Jax	Tenn.	NY-J	Buff.	LA-R	Chi.	Car.	Clev.
GAMES (Won-Lost)	4-8	6-6	3-9	4-8	11-1	8-4	6-6	4-7-1
FIRST DOWNS	224	215	187	202	303	258	267	240
Rushing	68	70	64	75	94	79	87	73
Passing	139	124	111	100	185	141	162	141
Penalty	17	21	12	27	24	38	18	26
YDS GAINED (tot)	4022	3722	3612	3428	5279	4219	4522	4324
Avg per Game	335.2	310.2	301.0	285.7	439.9	351.6	376.8	360.3
RUSHING (net)	1335	1352	1303	1453	1673	1385	1690	1447
Avg per Game	111.3	112.7	108.6	121.1	139.4	115.4	140.8	120.6
Rushes	322	334	308	349	345	339	306	320
Yards per Rush	4.1	4.0	4.2	4.2	4.8	4.1	5.5	4.5
PASSING (net)	2687	2370	2309	1975	3606	2834	2832	2877
Avg per Game	223.9	197.5	192.4	164.6	300.5	236.2	236.0	239.8
Passes Att.	424	338	398	369	416	399	403	440
Completed	263	227	219	203	276	265	279	266
Pct Completed	62.0	67.2	55.0	55.0	66.3	66.4	69.2	60.5
Yards Gained	2882	2623	2473	2231	3766	2993	3012	3112
Sacked	34	42	28	36	26	28	24	35
Yards Lost	195	253	164	256	160	159	180	235
Had intercepted	11	9	18	18	7	11	11	13
Yards Opp Ret	139	161	269	309	39	106	164	198
Opp TDs on Int	1	1	2	3	0	1	1	2
PUNTS	62	58	66	66	32	47	45	71
Avg Yards	43.9	46.6	46.0	43.7	45.1	44.5	46.0	44.5
PUNT RETURNS	22	20	20	23	24	28	20	24
Avg Return	8.5	9.6	14.5	7.4	11.3	12.0	7.1	8.5
Returned for TD	0	0	1	0				
	0	0	0	0				
KICKOFF RETURNS	21	15	27	25	34	16	19	34
Avg Return	19.9	34.8	25.0	22.4	21.9	18.3	20.9	20.1
Returned for TD	0	1	0	0	0	0	0	0
PENALTIES	88	64	78	100	70	72	66	89
Yards Penalized	825	577	593	872	648	595	606	675
FUMBLES BY	20	16	17	20	10	16	17	15
Fumbles Lost	12	5	6	7	4	7	4	4
Opp Fumbles	10	11	17	24	13	18	16	24
Opp Fum Lost	4	3	5	7	11	9	5	13
POSS. TIME (avg)	30:32	30:00	29:02	30:41	30:53	30:47	30:10	28:39
TOUCHDOWNS	21	23	23	18	48	41	38	33
Rushing	6	8	7	9	17	11	13	13
Passing	14	14	12	8	27	24	24	20
Returns	1	1	4	1	4	6	1	0
EXTRA-PT KICKS	18/19	20/21	21/22	15/16	39/41	35/37	30/33	19/23
2-PT CONVERSIONS	0/2	0/1	0/1	1/2	5/7	3/4	2/5	4/10
FIELD GOALS/FGA	19/21	21/24	28/30	17/19	26/31	19/24	14/16	13/18
POINTS SCORED	203	221	243	178	419	344	304	266

DEFENSE	Jax	Tenn.	NY-J	Buff.	LA-R	Chi.	Car.	Clev.
POINTS ALLOWED	243	245	307	293	298	241	306	312
OPP FIRST DOWNS	217	225	245	227	251	218	249	294
Rushing	65	76	75	76	74	51	78	98
Passing	122	135	147	128	151	145	156	172
Penalty	30	14	23	23	26	22	15	24
OPP YARDS GAINED	3787	4091	4517	3530	4408	3815	4236	4953
Avg per Game	315.6	340.9	376.4	294.2	367.3	317.9	353.0	412.8
OPP RUSHING(net)	1301	1437	1540	1284	1421	1030	1155	1637
Avg per Game	108.4	119.8	128.3	107.0	118.4	85.8	96.3	136.4
Rushes	318	323	342	314	281	277	283	343
Yards per Rush	4.1	4.4	4.5	4.1	5.1	3.7	4.1	4.8
OPP PASSING(net)	2486	2654	2977	2246	2987	2785	3081	3316
Avg per Game	207.2	221.2	248.1	187.2	248.9	232.1	256.8	276.3
Passes Att.	393	388	429	381	408	457	423	492
Completed	238	254	266	243	266	289	283	308
Pct Completed	60.6	65.5	62.0	63.8	65.2	63.2	66.9	62.6
Sacked	24	29	25	31	33	37	29	29
Yards Lost	175	158	189	184	275	235	183	187
INTERCEPTED BY	9	7	11	11	11	21	11	14
Yards Returned	70	41	318	106	136	283	52	93
Returned for TD	1	0	3	0	2	5	0	0
OPP PUNT RETURNS	23	27	33	28	9	18	16	33
Avg return	4.0	10.9	8.2	8.5	7.6	8.1	7.6	11.8
OPP KICKOFF RET	15	15	14	18	24	16	14	16
Avg return	17.2	31.5	23.9	21.6	24.6	27.6	24.6	23.4
OPP TOUCHDOWNS	26	26	35	34	35	28	37	36
Rushing	10	8	11	12	8	4	9	15
Passing	15	16	21	18	26	21	27	19
Returns	1	2	3	4	1	3	1	2

WEEK 13 / THROUGH MONDAY, DECEMBER 3, 2018

OFFENSE	Atl.	G.B.	Ind.	Hou.	Balt.	K.C.	N.E.	Miami
GAMES (Won-Lost)	4-8	4-7-1	6-6	9-3	7-5	10-2	9-3	6-6
FIRST DOWNS	264	246	271	245	280	292	275	192
Rushing	58	76	68	75	105	80	97	51
Passing	181	158	175	146	151	182	158	120
Penalty	25	12	28	24	24	30	20	21
YDS GAINED (tot)	4531	4567	4535	4488	4484	5246	4741	3625
Avg per Game	377.6	380.6	377.9	374.0	373.7	437.2	395.1	302.1
RUSHING (net)	948	1268	1283	1689	1550	1448	1460	1232
Avg per Game	79.0	105.7	106.9	140.8	129.2	120.7	121.7	102.7
Rushes	249	256	294	378	376	297	352	287
Yards per Rush	3.8	5.0	4.4	4.5	4.1	4.9	4.1	4.3
PASSING (net)	3583	3299	3252	2799	2934	3798	3281	2393
Avg per Game	298.6	274.9	271.0	233.3	244.5	316.5	273.4	199.4
Passes Att.	468	471	494	365	461	429	437	358
Completed	331	290	334	242	281	287	289	233
Pct Completed	70.7	61.6	67.6	66.3	61.0	66.9	66.1	65.1
Yards Gained	3834	3559	3362	3031	3047	3923	3392	2640
Sacked	36	37	14	41	23	20	16	31
Yards Lost	251	260	110	232	113	125	111	247
Had intercepted	5	2	12	9	9	10	8	10
Yards Opp Ret	58	38	124	24	39	104	59	138
Opp TDs on Int	0	1	1	0	0	1	0	1
PUNTS	42	53	42	52	48	34	46	64
Avg Yards	42.5	44.7	45.8	43.9	46.1	45.1	45.8	45.5
PUNT RETURNS	15	25	15	26	31	19	18	19
Avg Return	5.7	7.9	11.1	8.8	10.7	12.9	7.1	13.1
Returned for TD	0	0	0	0	1	1	0	1
KICKOFF RETURNS	20	21	13	14	22	30	23	26
Avg Return	24.2	20.5	19.1	24.1	22.4	24.4	28.7	26.2
Returned for TD	0	0	0	0	0	0	1	1
PENALTIES	69	80	87	81	83	108	65	79
Yards Penalized	622	728	714	633	653	907	529	718
FUMBLES BY	19	17	13	16	18	12	10	10
Fumbles Lost	8	10	7	5	6	4	6	7
Opp Fumbles	15	11	20	19	12	22	14	15
Opp Fum Lost	2	6	10	10	4	9	6	6
POSS. TIME (avg)	29:16	29:58	29:00	30:25	31:53	29:21	30:26	28:12
TOUCHDOWNS	34	31	39	31	32	56	38	28
Rushing	8	9	7	6	15	11	15	4
Passing	25	21	32	21	14	41	20	21
Returns	1	1	0	4	3	4	3	3
EXTRA-PT KICKS	28/29	27/29	32/34	29/30	28/29	51/55	37/37	26/27
2-PT CONVERSIONS	2/5	1/2	4/5	0/1	1/3	0/1	0/1	1/1
FIELD GOALS/FGA	20/20	22/29	17/21	29/34	25/27	19/20	22/26	16/17
POINTS SCORED	296	281	325	302	297	444	331	244

DEFENSE	Atl.	G.B.	Ind.	Hou.	Balt.	K.C.	N.E.	Miami
POINTS ALLOWED	333	287	279	235	214	327	259	300
OPP FIRST DOWNS	283	242	238	222	212	314	252	258
Rushing	91	78	67	59	65	92	69	84
Passing	170	138	154	150	126	191	167	147
Penalty	22	26	17	13	21	31	16	27
OPP YARDS GAINED	4730	4222	4174	4098	3380	5004	4430	4793
Avg per Game	394.2	351.8	347.8	341.5	281.7	417.0	369.2	399.4
OPP RUSHING(net)	1568	1534	1249	1096	1047	1464	1280	1736
Avg per Game	130.7	127.8	104.1	91.3	87.3	122.0	106.7	144.7
Rushes	317	335	323	293	276	289	280	350
Yards per Rush	4.9	4.6	3.9	3.7	3.8	5.1	4.6	5.0
OPP PASSING(net)	3162	2688	2925	3002	2333	3540	3150	3057
Avg per Game	263.5	224.0	243.8	250.2	194.4	295.0	262.5	254.8
Passes Att.	425	389	403	437	420	506	483	394
Completed	295	243	290	284	243	325	298	260
Pct Completed	69.4	62.5	72.0	65.0	57.9	64.2	61.7	66.0
Sacked	23	38	30	34	35	39	19	20
Yards Lost	150	274	161	245	227	265	147	142
INTERCEPTED BY	9	6	11	12	5	11	14	19
Yards Returned	100	78	155	250	96	159	147	242
Returned for TD	0	0	0	3	0	2	1	1
OPP PUNT RETURNS	18	14	15	21	23	13	19	24
Avg return	7.1	7.3	4.2	6.8	9.2	2.2	11.9	8.6
OPP KICKOFF RET	28	26	21	24	22	29	31	9
Avg return	21.1	23.2	21.5	19.4	22.8	21.0	26.7	26.8
OPP TOUCHDOWNS	41	32	29	26	25	39	28	35
Rushing	14	12	8	6	8	14	5	9
Passing	25	19	18	20	16	23	23	23
Returns	2	1	3	0	1	2	0	3

WEEK 13 / THROUGH MONDAY, DECEMBER 3, 2018

OFFENSE	N.O.	T.B.	NY-G	Wash.	Cin.	LA-C	Denv.	S.F.
GAMES (Won-Lost)	10-2	5-7	4-8	6-6	5-7	9-3	6-6	2-10
FIRST DOWNS	296	307	221	227	243	260	238	263
Rushing	103	64	51	78	64	79	85	84
Passing	165	214	156	126	155	165	132	149
Penalty	28	29	14	23	24	16	21	30
YDS GAINED (tot)	4759	5312	4202	3881	3976	4793	4388	4359
Avg per Game	396.6	442.7	350.2	323.4	331.3	399.4	365.7	363.3
RUSHING (net)	1529	1178	1150	1399	1140	1502	1590	1550
Avg per Game	127.4	98.2	95.8	116.6	95.0	125.2	132.5	129.2
Rushes	363	301	250	313	244	304	297	330
Yards per Rush	4.2	3.9	4.6	4.5	4.7	4.9	5.4	4.7
PASSING (net)	3230	4134	3052	2482	2836	3291	2798	2809
Avg per Game	269.2	344.5	254.3	206.8	236.3	274.3	233.2	234.1
Passes Att.	391	479	438	403	439	384	413	399
Completed	293	321	298	252	274	266	258	246
Pct Completed	74.9	67.0	68.0	62.5	62.4	69.3	62.5	61.7
Yards Gained	3326	4307	3369	2652	3041	3426	2993	3117
Sacked	13	32	41	30	26	22	28	38
Yards Lost	96	173	317	170	205	135	195	308
Had intercepted	3	23	8	9	12	6	10	15
Yards Opp Ret	7	332	129	209	220	78	216	295
Opp TDs on Int	0	3	1	1	1	1	0	2
PUNTS	28	42	54	58	53	44	64	54
Avg Yards	47.2	44.6	46.1	44.2	42.9	42.3	44.0	42.4
PUNT RETURNS	18	22	27	10	17	29	23	25
Avg Return	5.4	6.0	5.9	8.1	12.1	11.2	4.7	5.0
Returned for TD	0	0	0	0	0	1	0	0
KICKOFF RETURNS	19	20	35	21	26	21	16	27
Avg Return	22.8	16.9	24.2	19.0	23.8	22.8	20.4	26.4
Returned for TD	0	0	0	0	0	0	0	0
PENALTIES	64	89	85	84	87	86	84	82
Yards Penalized	623	731	773	761	738	759	682	743
FUMBLES BY	15	19	14	14	8	10	9	25
Fumbles Lost	7	7	5	4	4	4	3	10
Opp Fumbles	17	14	16	22	11	10	15	12
Opp Fum Lost	9	5	4	10	4	3	8	3
POSS. TIME (avg)	32:00	31:01	28:41	30:07	26:55	31:10	28:19	30:28
TOUCHDOWNS	50	40	27	25	37	41	33	27
Rushing	19	9	8	11	10	11	16	6
Passing	30	29	17	13	23	28	15	20
Returns	1	2	2	1	4	2	2	1
EXTRA-PT KICKS	44/45	34/38	21/21	23/24	34/36	27/34	30/30	20/22
2-PT CONVERSIONS	3/4	1/2	3/6	0/1	0/1	5/7	0/3	1/5
FIELD GOALS/FGA	23/24	14/18	26/27	20/23	10/14	19/24	16/20	23/24
POINTS SCORED	419	318	267	233	286	340	276	255

DEFENSE	N.O.	T.B.	NY-G	Wash.	Cin.	LA-C	Denv.	S.F.
POINTS ALLOWED	269	355	315	257	371	249	262	336
OPP FIRST DOWNS	249	270	262	255	301	236	240	249
Rushing	49	87	74	76	104	73	66	73
Passing	174	161	157	158	172	138	151	149
Penalty	26	22	31	21	25	25	23	27
OPP YARDS GAINED	4256	4745	4532	4409	5197	4019	4593	4185
Avg per Game	354.7	395.4	377.7	367.4	433.1	334.9	382.8	348.8
OPP RUSHING(net)	905	1452	1499	1233	1840	1248	1465	1298
Avg per Game	75.4	121.0	124.9	102.8	153.3	104.0	122.1	108.2
Rushes	255	293	339	292	377	286	311	312
Yards per Rush	3.5	5.0	4.4	4.2	4.9	4.4	4.7	4.2
OPP PASSING(net)	3351	3293	3033	3176	3357	2771	3128	2887
Avg per Game	279.3	274.4	252.8	264.7	279.8	230.9	260.7	240.6
Passes Att.	425	410	418	434	434	417	435	411
Completed	298	297	274	293	290	266	282	255
Pct Completed	70.1	72.4	65.6	67.5	66.8	63.8	64.8	62.0
Sacked	37	33	19	32	26	29	37	29
Yards Lost	229	214	125	207	113	206	249	181
INTERCEPTED BY	10	7	12	12	11	12	13	2
Yards Returned	259	77	138	163	164	228	143	55
Returned for TD	1	0	2	0	2	1	2	1
OPP PUNT RETURNS	10	21	22	21	21	22	27	19
Avg return	4.9	7.7	7.6	7.1	7.9	9.7	8.4	8.2
OPP KICKOFF RET	34	22	21	11	19	44	21	18
Avg return	23.4	20.3	18.6	21.7	23.2	22.3	21.0	29.1
OPP TOUCHDOWNS	33	45	32	31	44	29	29	39
Rushing	10	14	12	10	16	8	8	9
Passing	22	28	17	20	26	18	21	27
Returns	1	3	3	1	2	3	0	3

WEEK 13 / THROUGH MONDAY, DECEMBER 3, 2018

OFFENSE	Det.	Ariz.	Phil.	Dal.	Pitt.	Oak.	Minn.	Sea.
GAMES (Won-Lost)	4-8	3-9	6-6	7-5	7-4-1	2-10	6-5-1	7-5
FIRST DOWNS	253	172	263	232	286	231	244	245
Rushing	67	58	72	91	69	67	44	96
Passing	162	96	167	122	187	149	182	118
Penalty	24	18	24	19	30	15	18	31
YDS GAINED (tot)	4080	2872	4329	3982	4965	4163	4331	4239
Avg per Game	340.0	239.3	360.8	331.8	413.8	346.9	360.9	353.3
RUSHING (net)	1217	1032	1239	1579	1117	1264	1033	1786
Avg per Game	101.4	86.0	103.3	131.6	93.1	105.3	86.1	148.8
Rushes	286	270	298	335	263	287	253	380
Yards per Rush	4.3	3.8	4.2	4.7	4.2	4.4	4.1	4.7
PASSING (net)	2863	1840	3090	2403	3848	2899	3298	2453
Avg per Game	238.6	153.3	257.5	200.3	320.7	241.6	274.8	204.4
Passes Att.	446	353	452	365	522	425	491	326
Completed	294	198	312	243	344	293	350	217
Pct Completed	65.9	56.1	69.0	66.6	65.9	68.9	71.3	66.6
Yards Gained	3100	2070	3312	2675	3966	3120	3490	2716
Sacked	36	32	34	45	17	39	30	37
Yards Lost	237	230	222	272	118	221	192	263
Had intercepted	12	15	8	5	13	8	9	5
Yards Opp Ret	155	190	99	17	89	154	149	107
Opp TDs on Int	2	2	0	0	0	1	2	2
PUNTS	50	71	47	49	52	51	54	55
Avg Yards	45.3	48.5	48.7	45.0	44.2	43.0	43.9	48.7
PUNT RETURNS	16	22	29	17	25	20	22	19
Avg Return	6.8	7.8	6.2	5.3	8.2	8.2	8.5	5.5
Returned for TD	0	0	0	0	0	0	0	0
KICKOFF RETURNS	17	23	26	7	24	19	16	23
Avg Return	24.3	21.8	22.2	23.7	19.3	22.2	25.0	24.0
Returned for TD	0	0	0	0	0	0	0	0
PENALTIES	73	75	73	68	90	79	68	89
Yards Penalized	614	554	624	588	823	673	575	736
FUMBLES BY	11	17	23	18	17	17	14	16
Fumbles Lost	6	7	9	7	7	9	9	4
Opp Fumbles	10	17	14	15	12	9	20	18
Opp Fum Lost	7	7	3	6	6	3	8	8
POSS. TIME (avg)	31:24	25:50	32:09	30:55	30:35	30:41	29:37	30:52
TOUCHDOWNS	27	22	28	25	45	23	32	39
Rushing	8	8	9	11	15	6	6	9
Passing	18	12	19	14	27	16	23	29
Returns	1	2	0	0	3	1	3	1
EXTRA-PT KICKS	23/23	20/20	23/23	23/24	36/41	20/21	26/27	37/39
2-PT CONVERSIONS	0/4	1/2	5/5	1/1	3/4	1/2	3/5	0/0
FIELD GOALS/FGA	23/26	7/10	19/23	24/28	10/14	20/25	17/26	16/20
POINTS SCORED	254	175	258	247	346	220	275	319

DEFENSE	Det.	Ariz.	Phil.	Dal.	Pitt.	Oak.	Minn.	Sea.
POINTS ALLOWED	316	310	266	223	282	367	270	259
OPP FIRST DOWNS	248	269	220	221	246	238	238	253
Rushing	70	98	55	68	64	86	77	74
Passing	149	148	151	139	154	131	133	155
Penalty	29	23	14	14	28	21	28	24
OPP YARDS GAINED	4254	4336	4416	3818	3947	4759	3933	4409
Avg per Game	354.5	361.3	368.0	318.2	328.9	396.6	327.8	367.4
OPP RUSHING(net)	1437	1691	1244	1095	1205	1839	1190	1401
Avg per Game	119.8	140.9	103.7	91.3	100.4	153.3	99.2	116.8
Rushes	304	377	247	298	288	369	318	276
Yards per Rush	4.7	4.5	5.0	3.7	4.2	5.0	3.7	5.1
OPP PASSING(net)	2817	2645	3172	2723	2742	2920	2743	3008
Avg per Game	234.8	220.4	264.3	226.9	228.5	243.3	228.6	250.7
Passes Att.	361	402	450	394	432	345	390	410
Completed	244	274	298	271	273	217	253	274
Pct Completed	67.6	68.2	66.2	68.8	63.2	62.9	64.9	66.8
Sacked	34	38	31	33	41	10	36	31
Yards Lost	225	250	216	204	280	65	254	190
INTERCEPTED BY	5	6	6	8	6	9	11	12
Yards Returned	81	30	96	141	62	100	156	196
Returned for TD	1	0	0	0	2	1	1	1
OPP PUNT RETURNS	19	37	24	27	16	23	19	28
Avg return	15.1	10.2	6.4	8.4	15.3	9.0	7.7	7.4
OPP KICKOFF RET	27	23	12	17	28	27	27	27
Avg return	23.3	22.3	25.4	24.4	20.8	21.1	23.3	22.6
OPP TOUCHDOWNS	39	36	28	24	33	43	27	31
Rushing	10	17	10	7	9	11	8	9
Passing	25	17	17	16	23	29	15	20
Returns	4	2	1	1	1	3	4	2

WEEK 13 / THROUGH MONDAY, DECEMBER 3, 2018

OFFENSE	NFL/Avg
GAMES (Won-Lost)	---
FIRST DOWNS	248.2
Rushing	74.8
Passing	150.6
Penalty	22.8
YDS GAINED (tot)	4311.8
Avg per Game	359.3
RUSHING (net)	1369.4
Avg per Game	114.1
Rushes	308.9
Yards per Rush	4.4
PASSING (net)	2942.3
Avg per Game	245.2
Passes Att.	418.6
Completed	273.3
Pct Completed	65.3
Yards Gained	3142.5
Sacked	30.3
Yards Lost	200.2
Had intercepted	10.1
Yards Opp Ret	138.0
Opp TDs on Int	1.0
PUNTS	51.7
Avg Yards	45.0
PUNT RETURNS	21.6
Avg Return	8.5
Returned for TD	0.2
KICKOFF RETURNS	21.9
Avg Return	22.9
Returned for TD	0.1
PENALTIES	79.8
Yards Penalized	684.1
FUMBLES BY	15.4
Fumbles Lost	6.4
Opp Fumbles	15.4
Opp Fum Lost	6.4
POSS. TIME (avg)	30:00
TOUCHDOWNS	33.0
Rushing	10.0
Passing	21.0
Returns	2.0
EXTRA POINTS(tot)	94%
Kicks Made/2Pt	50%
FIELD GOALS/FGA	19/23
POINTS SCORED	287.1

DEFENSE	NFL/Avg
POINTS ALLOWED	287.1
OPP FIRST DOWNS	248.2
Rushing	74.8
Passing	150.6
Penalty	22.8
OPP YARDS GAINED	4311.8
Avg per Game	359.3
OPP RUSHING(net)	1369.4
Avg per Game	114.1
Rushes	308.9
Yards per Rush	4.4
OPP PASSING(net)	2942.3
Avg per Game	245.2
Passes Att.	418.6
Completed	273.3
Pct Completed	65.3
Sacked	30.3
Yards Lost	200.2
INTERCEPTED BY	10.1
Yards Returned	138.0
Returned for TD	1.0
OPP PUNT RETURNS	21.6
Avg return	8.5
OPP KICKOFF RET	21.9
Avg return	22.9
OPP TOUCHDOWNS	33.0
Rushing	10.0
Passing	21.0
Returns	2.0

WEEK 13 / THROUGH MONDAY, DECEMBER 3, 2018

TEAM RANKINGS

National Football League

	Offense			Defense		
	Total	**Rush**	**Pass**	**Total**	**Rush**	**Pass**
Ariz.	32	31	32	17	29	4
Atl.	10	32	5	26	27	25
Balt.	13	7T	14	*1	3	2
Buff.	31	12	31	2	14	*1
Car.	11	2	20	14	6	22
Chi.	20	16	19	4	2	11
Cin.	26	28	18	32	32	31
Cleve.	18	14	16	30	28	29
Dallas	25	6	27	5	4	7
Denver	14	5	23	25	23	23
Det.	23	25	17	15	19T	12
G.B.	8	21	6	13	25	6
Hou.	12	3	22	10	5	18
Ind.	9	20	10	11	12	15
Jax	24	18	24	3	16	3
K.C.	3	13	3	31	22	32
L.A.-C	5	10	8	8	11	10
Rams	2	4	4	18	18	17
Miami	29	24	28	29	30	21
Minn.	16	30	7	6	7	9
N.E.	7	11	9	22	13	24
N.O.	6	9	11	16	*1	30
Giants	21	27	13	24	24	20
Jets	30	19	30	23	26	16
Oak.	22	22	15	28	31	14
Phil.	**17**	**23**	**12**	**21**	**10**	**26**
Pitt.	4	29	2	7	8	8
S.F.	15	7T	21	12	15	13
Sea.	19	*1	26	19T	17	19
T.B.	*1	26	*1	27	21	28
Tenn.	28	17	29	9	19T	5
Wash.	27	15	25	19T	9	27

T = Tied for position

*** = League Leader**

WEEK 13 / THROUGH MONDAY, DECEMBER 3, 2018

NFL / TEAM/OFFENSE RANK

Tm	(A)	(B)	(C)	(D)	(E)	(F)	(G)	(H)	(I)	(J)	(K)	(L)	(M)	(N)	(O)	(P)	(Q)
BAL	13	26	7t	26	14	24	13	6	6	5	14t	9	18	7	18	13	8
BUF	31	31	12	22	31	31	32	28	29	30	30	20	17	27	29	31	10
CIN	26	17	28	10	18	23	24	8	20	21	20t	4	13	29	23	15	29t
CLE	18	22	14	12	16	25	27	20	21	28	29	12t	26	19	30	20	28
DEN	14	10	5	2	23	18	16	13	22	27	16	32	25	23	16	17	21t
HOU	12	13	3	14	22	9	18	29	17t	15	11	11	11	26	22	12	16
IND	9	16	20	16	10	15	17	1	8	2	27t	8	29	11	3	8	20
JAC	24	29	18	25	24	27	20	21	26	9	20t	12t	27	24	15	30	9
KC	3	1	13	5	3	1	15	5	4	4	1	3	7	14	5	1	5
LAC	5	2	10	4	8	3	6	7	13	16	3	7	16	32	32	6	24t
MIA	29	23	24	17	28	22	26	23	30	29	6	2	4	12	11	25	6
NE	7	11	11	24	9	6	10	4	7	10	14t	22	2	10	25	7	17
NYJ	30	30	19	20	30	30	30	15	31	32	20t	1	5t	9	14	26	7
OAK	22	19	22	15	15	20	12	25	24	22	31	16	20	28	31	29	21t
PIT	4	6	29	19	2	7	19	2	5	7	7t	15	28	21	28	4	29t
TEN	28	27	17	29	29	21	21	32	28	13	7t	10	1	5	12	28	12t
ARI	32	32	31	31	32	32	29	24	32	31	32	19	22	3	7	32	31
ATL	10	8	32	32	5	8	3	18	10	3	26	27	10	30	26	14	1
CAR	11	7	2	1	20	12	23	9	9	12	20t	21	23	8	10	11	12t
CHI	20	21	16	27	19	11	25	14	14	14	7t	5	31	20	21	5	24t
DAL	25	24	6	7	27	28	4	31	23	17	12t	30	14	16	19	24	15
DET	23	25	25	18	17	26	22	22	15	25	10	23	8	13	27	23	11
GB	8	9	21	3	6	13	1	19	16	26	27t	18	24	17	17	16	27
LAR	2	3	4	6	4	2	7	11	2	8	20t	6	21	15	6	2t	18
MIN	16	18	30	28	7	19	11	10	19	18	17t	12t	5t	25	13	18	32
NO	6	5	9	21	11	5	2	3	3	6	2	29	15	4	2	2t	3t
NYG	21	12	27	11	13	16	9	26	27	24	17t	26	9	6	9	19	2
PHI	**17**	**20**	**23**	**23**	**12**	**17**	**8**	**17**	**11t**	**11**	**20t**	**24**	**19**	**2**	**4**	**21**	**19**
SF	15	15	7t	9	21	14	28	27	11t	20	17t	31	3	31	24	22	3t
SEA	19	14	1	8	26	10	5	30	17t	19	5	28	12	1	1	9	21t
TB	1	4	26	30	1	4	31	12	1	1	4	25	32	18	20	10	26
WAS	27	28	15	13	25	29	14	16	25	23	12t	17	30	22	8	27	14

Team/Offense Rank
(A) Total Yards per Game
(B) Yards per Play
(C) Rushing Yards per Game
(D) Rushing Yards per Attempt
(E) Passing Net Yards per Game
(F) Passing Net Yards per Play
(G) Passing, Percent Had Intercepted
(H) Sacks per Pass Play
(I) First Downs per Game
(J) Third Down Efficiency
(K) Fourth Down Efficiency
(L) Punt Return Average
(M) Kickoff Return Average
(N) Gross Punting Average
(O) Net Punting Average
(P) Points per Game
(Q) Field Goal Percentage

WEEK 13 / THROUGH MONDAY, DECEMBER 3, 2018

NFL / OPPONENT/DEFENSE RANK

Tm	(A)	(B)	(C)	(D)	(E)	(F)	(G)	(H)	(I)	(J)	(K)	(L)	(M)	(N)	(O)	(P)	(Q)	(R)	(S)
BAL	1	1	3	6	2	1	31	9	1	3	9	25	16	13	12	1	11	6	1
BUF	2	2	14	9	1	2	6	10	8	8	6t	22	11	19	23	18	25	30	19
CIN	32	29	32	24	31	29	18	25	31	32	12t	16	18	14	7	32	20t	29	31
CLE	30	17	28	23	29	11	9	26	30	12	21t	29	22	9	10	24	4	23	28
DEN	25	21	23	21	23	19	3	7	13	19	23	21	6t	23	26	11	10	13	23
HOU	10	9	5	4	18	12	12	14	6	15	12t	6	3	22	18	3	15	8	9
IND	11	11	12	7	15	20	13	18	10t	27t	17	3	10	16	22	15	16t	11	10
JAC	3	4	16	10	3	5	20	24	2	6	1	2	1	32	29	5	20t	22	15
KC	31	23	22	31	32	15	21	15	32	18	27	1	6t	10	1	27	18	3	14
LAC	8	10	11	14	10	7	7	21	9	22	19t	26	14	29	17	7	5	5	4
MIA	29	30	30	27	21	30	1	29	25	25	4	23	29	5	2	20	8t	25	30
NE	22	15	13	19	24	8	5	31	22	26	8	30	28	2	9	9t	26t	7	12
NYJ	23	16	26	18	16	16	17	27	15	2	24t	18	23	8	5	22	13	27	29
OAK	28	32	31	28	14	32	15	32	10t	30	32	24	9	31	31	31	28	32	27
PIT	7	5	8	12	8	4	28	2	16	7	16	32	5	6	8	16	14	9	2
TEN	9	12	19t	16	5	10	24	17	7	13	14t	28	32	25	6	6	20t	18t	25
ARI	17	8	29	17	4	6	27	3	27	11	21t	27	13	24	14	23	8t	31	32
ATL	26	28	27	25	25	26	22	28	29	31	31	7	8	20	28	28	30t	20t	22
CAR	14	18	6	8	22	23	16	23	18t	23	19t	13	25	27	27	21	12	15	13
CHI	4	3	2	3	11	3	2	11	3	4	28	17	30	7	4	4	30t	4	7
DAL	5	6	4	2	7	13	23	8	5	27t	2	20	24	11	15	2	24	12	17
DET	15	25	19t	22	12	27	29	4	17	20	29	31	19t	15	19	26	1	26	21
GB	13	13	25	20	6	9	26	1	14	14	14t	9	17	18	20	17	7	16	11
LAR	18	26	18	30	17	21	14	12	21	17	24t	11	26	4	3	19	30t	2	3
MIN	6	7	7	5	9	14	10	5	10t	1	18	15	19t	17	16	14	23	14	8
NO	16	22	1	1	30	28	19	6	18t	21	10	4	21	3	11	13	6	1	6
NYG	24	20	24	15	20	25	8	30	26	24	30	12	2	28	30	25	29	24	24
PHI	**21**	**24**	**10**	**29**	**26**	**18**	**30**	**22**	**4**	**5**	**26**	**5**	**27**	**21**	**24**	**12**	**16t**	**17**	**18**
SF	12	14	15	11	13	17	32	20	18t	16	6t	19	31	1	13	29	26t	28	16
SEA	19t	27	17	32	19	24	4	16	23	9	11	10	15	12	21	9t	2	10	20
TB	27	31	21	26	28	31	25	13	28	10	5	14	4	30	32	30	19	20t	5
WAS	19t	19	9	13	27	22	11	19	24	29	3	8	12	26	25	8	3	18t	26

Opponent/Defense Rank
(A) Total Yards per Game
(B) Yards per Play
(C) Rushing Yards per Game
(D) Rushing Yards per Attempt
(E) Passing Net Yards per Game
(F) Passing Net Yards per Play
(G) Passing, Percent Had Intercepted
(H) Sacks per Pass Play
(I) First Downs per Game
(J) Third Down Efficiency
(K) Fourth Down Efficiency
(L) Punt Return Average
(M) Kickoff Return Average
(N) Gross Punting Average
(O) Net Punting Average
(P) Points per Game
(Q) Field Goal Percentage
Combined Offense/Defense Rank
(R) Points per Game Differential
(S) Net Yards per Game Differential

WEEK 13 / THROUGH MONDAY, DECEMBER 3, 2018

NFL / TOTAL OFFENSE

Rank	Team	Total	Rushing	Passing	Total	Rushing	Passing
1)	Tampa Bay	5312	1178	4134	442.7	98.2	344.5
2)	Los Angeles Rams	5279	1673	3606	439.9	139.4	300.5
3)	Kansas City	5246	1448	3798	437.2	120.7	316.5
4)	Pittsburgh	4965	1117	3848	413.8	93.1	320.7
5)	Los Angeles Chargers	4793	1502	3291	399.4	125.2	274.3
6)	New Orleans	4759	1529	3230	396.6	127.4	269.2
7)	New England	4741	1460	3281	395.1	121.7	273.4
8)	Green Bay	4567	1268	3299	380.6	105.7	274.9
9)	Indianapolis	4535	1283	3252	377.9	106.9	271.0
10)	Atlanta	4531	948	3583	377.6	79.0	298.6
11)	Carolina	4522	1690	2832	376.8	140.8	236.0
12)	Houston	4488	1689	2799	374.0	140.8	233.3
13)	Baltimore	4484	1550	2934	373.7	129.2	244.5
14)	Denver	4388	1590	2798	365.7	132.5	233.2
15)	San Francisco	4359	1550	2809	363.3	129.2	234.1
16)	Minnesota	4331	1033	3298	360.9	86.1	274.8
17)	**Philadelphia**	**4329**	**1239**	**3090**	**360.8**	**103.3**	**257.5**
18)	Cleveland	4324	1447	2877	360.3	120.6	239.8
19)	Seattle	4239	1786	2453	353.3	148.8	204.4
20)	Chicago	4219	1385	2834	351.6	115.4	236.2
21)	New York Giants	4202	1150	3052	350.2	95.8	254.3
22)	Oakland	4163	1264	2899	346.9	105.3	241.6
23)	Detroit	4080	1217	2863	340.0	101.4	238.6
24)	Jacksonville	4022	1335	2687	335.2	111.3	223.9
25)	Dallas	3982	1579	2403	331.8	131.6	200.3
26)	Cincinnati	3976	1140	2836	331.3	95.0	236.3
27)	Washington	3881	1399	2482	323.4	116.6	206.8
28)	Tennessee	3722	1352	2370	310.2	112.7	197.5
29)	Miami	3625	1232	2393	302.1	102.7	199.4
30)	New York Jets	3612	1303	2309	301.0	108.6	192.4
31)	Buffalo	3428	1453	1975	285.7	121.1	164.6
32)	Arizona	2872	1032	1840	239.3	86.0	153.3

NFL / TOTAL DEFENSE

Rank	Team	Total	Rushing	Passing	Total	Rushing	Passing
1)	Baltimore	3380	1047	2333	281.7	87.3	194.4
2)	Buffalo	3530	1284	2246	294.2	107.0	187.2
3)	Jacksonville	3787	1301	2486	315.6	108.4	207.2
4)	Chicago	3815	1030	2785	317.9	85.8	232.1
5)	Dallas	3818	1095	2723	318.2	91.3	226.9
6)	Minnesota	3933	1190	2743	327.8	99.2	228.6
7)	Pittsburgh	3947	1205	2742	328.9	100.4	228.5
8)	Los Angeles Chargers	4019	1248	2771	334.9	104.0	230.9
9)	Tennessee	4091	1437	2654	340.9	119.8	221.2
10)	Houston	4098	1096	3002	341.5	91.3	250.2
11)	Indianapolis	4174	1249	2925	347.8	104.1	243.8
12)	San Francisco	4185	1298	2887	348.8	108.2	240.6
13)	Green Bay	4222	1534	2688	351.8	127.8	224.0
14)	Carolina	4236	1155	3081	353.0	96.3	256.8
15)	Detroit	4254	1437	2817	354.5	119.8	234.8
16)	New Orleans	4256	905	3351	354.7	75.4	279.3
17)	Arizona	4336	1691	2645	361.3	140.9	220.4
18)	Los Angeles Rams	4408	1421	2987	367.3	118.4	248.9
19t)	Seattle	4409	1401	3008	367.4	116.8	250.7
19t)	Washington	4409	1233	3176	367.4	102.8	264.7
21)	**Philadelphia**	**4416**	**1244**	**3172**	**368.0**	**103.7**	**264.3**
22)	New England	4430	1280	3150	369.2	106.7	262.5
23)	New York Jets	4517	1540	2977	376.4	128.3	248.1
24)	New York Giants	4532	1499	3033	377.7	124.9	252.8
25)	Denver	4593	1465	3128	382.8	122.1	260.7
26)	Atlanta	4730	1568	3162	394.2	130.7	263.5
27)	Tampa Bay	4745	1452	3293	395.4	121.0	274.4
28)	Oakland	4759	1839	2920	396.6	153.3	243.3
29)	Miami	4793	1736	3057	399.4	144.7	254.8
30)	Cleveland	4953	1637	3316	412.8	136.4	276.3
31)	Kansas City	5004	1464	3540	417.0	122.0	295.0
32)	Cincinnati	5197	1840	3357	433.1	153.3	279.8

WEEK 13 / THROUGH MONDAY, DECEMBER 3, 2018

NFL / TAKEAWAYS, GIVEAWAYS

		TAKEAWAYS			GIVEAWAYS			Net
Rank	**Team**	**Int**	**Fum**	**Total**	**Int**	**Fum**	**Total**	**Diff**
1)	Chicago	21	9	30	11	7	18	= +12
2t)	Los Angeles Rams	11	11	22	7	4	11	= +11
2t)	Seattle	12	8	20	5	4	9	= +11
4)	Cleveland	14	13	27	13	4	17	= +10
5t)	New Orleans	10	9	19	3	7	10	= +9
5t)	Washington	12	10	22	9	4	13	= +9
7t)	Denver	13	8	21	10	3	13	= +8
7t)	Houston	12	10	22	9	5	14	= +8
7t)	Miami	19	6	25	10	7	17	= +8
10t)	Kansas City	11	9	20	10	4	14	= +6
10t)	New England	14	6	20	8	6	14	= +6
12)	Los Angeles Chargers	12	3	15	6	4	10	= +5
13)	New York Giants	12	4	16	8	5	13	= +3
14t)	Indianapolis	11	10	21	12	7	19	= +2
14t)	Dallas	8	6	14	5	7	12	= +2
16t)	Carolina	11	5	16	11	4	15	= +1
16t)	Minnesota	11	8	19	9	9	18	= +1
18)	Green Bay	6	6	12	2	10	12	= 0
19)	Cincinnati	11	4	15	12	4	16	= -1
20)	Atlanta	9	2	11	5	8	13	= -2
21)	Tennessee	7	3	10	9	5	14	= -4
22)	Oakland	9	3	12	8	9	17	= -5
23t)	Baltimore	5	4	9	9	6	15	= -6
23t)	Detroit	5	7	12	12	6	18	= -6
25)	Buffalo	11	7	18	18	7	25	= -7
26t)	New York Jets	11	5	16	18	6	24	= -8
26t)	Pittsburgh	6	6	12	13	7	20	= -8
26t)	**Philadelphia**	**6**	**3**	**9**	**8**	**9**	**17**	**= -8**
29)	Arizona	6	7	13	15	7	22	= -9
30)	Jacksonville	9	4	13	11	12	23	= -10
31)	Tampa Bay	7	5	12	23	7	30	= -18
32)	San Francisco	2	3	5	15	10	25	= -20
	Totals	**324**	**204**	**528**	**324**	**204**	**528**	**= 0**

WEEK 13 / THROUGH MONDAY, DECEMBER 3, 2018

NFL / TEAM/OFFENSE INSIDE THE 20

Rank	Team	Poss	Pts	TD	TD%	FG	Score	Score%
1)	Pittsburgh	36	205	28	77.8	4	32	88.9
2)	Cincinnati	33	187	25	75.8	5	30	90.9
3)	Kansas City	55	314	40	72.7	13	53	96.4
4)	Arizona	21	117	15	71.4	4	19	90.5
5)	New Orleans	54	303	38	70.4	12	50	92.6
6)	Cleveland	36	195	25	69.4	8	33	91.7
7)	Carolina	44	228	30	68.2	7	37	84.1
8)	Seattle	40	218	27	67.5	10	37	92.5
9)	Indianapolis	47	250	31	66.0	11	42	89.4
10)	Chicago	41	218	27	65.9	10	37	90.2
11)	Atlanta	35	181	23	65.7	7	30	85.7
12)	New England	41	220	26	63.4	13	39	95.1
13)	Baltimore	43	223	27	62.8	12	39	90.7
14)	Green Bay	37	192	23	62.2	11	34	91.9
15)	Los Angeles Chargers	41	207	25	61.0	12	37	90.2
16)	Buffalo	25	131	15	60.0	9	24	96.0
17)	Tampa Bay	47	221	28	59.6	9	37	78.7
18)	Los Angeles Rams	63	315	37	58.7	19	56	88.9
19)	**Philadelphia**	**43**	**212**	**24**	**55.8**	**13**	**37**	**86.0**
20)	Denver	36	168	20	55.6	10	30	83.3
21)	Washington	33	160	18	54.5	12	30	90.9
22)	Tennessee	35	166	19	54.3	12	31	88.6
23)	Minnesota	36	164	19	52.8	11	30	83.3
24)	Oakland	35	158	18	51.4	11	29	82.9
25)	Houston	45	206	22	48.9	18	40	88.9
26)	Dallas	37	165	18	48.6	13	31	83.8
27)	Jacksonville	27	115	13	48.1	9	22	81.5
28)	Miami	25	107	12	48.0	8	20	80.0
29)	Detroit	42	190	20	47.6	18	38	90.5
30)	New York Giants	38	177	18	47.4	17	35	92.1
31)	San Francisco	38	160	17	44.7	15	32	84.2
32)	New York Jets	30	115	11	36.7	13	24	80.0

NFL / OPPONENTS/DEFENSE INSIDE THE 20

Rank	Team	Poss	Pts	TD	TD%	FG	Score	Score%
1)	Tennessee	34	144	15	44.1	13	28	82.4
2)	Minnesota	40	179	18	45.0	17	35	87.5
3)	Dallas	33	142	15	45.5	13	28	84.8
4)	**Philadelphia**	**43**	**187**	**20**	**46.5**	**17**	**37**	**86.0**
5t)	Indianapolis	34	166	17	50.0	16	33	97.1
5t)	Los Angeles Chargers	38	164	19	50.0	11	30	78.9
5t)	New York Jets	40	186	20	50.0	16	36	90.0
8)	New York Giants	45	216	23	51.1	18	41	91.1
9)	Washington	39	167	20	51.3	9	29	74.4
10)	Seattle	40	177	21	52.5	11	32	80.0
11)	Jacksonville	33	162	18	54.5	12	30	90.9
12)	Green Bay	39	186	22	56.4	11	33	84.6
13)	Denver	35	169	20	57.1	11	31	88.6
14)	Oakland	47	236	27	57.4	16	43	91.5
15)	Miami	42	198	25	59.5	8	33	78.6
16)	Pittsburgh	37	187	22	59.5	11	33	89.2
17)	Chicago	30	143	18	60.0	7	25	83.3
18)	New England	38	194	23	60.5	11	34	89.5
19)	San Francisco	46	239	28	60.9	15	43	93.5
20)	Arizona	41	216	25	61.0	14	39	95.1
21t)	Detroit	39	193	24	61.5	10	34	87.2
21t)	New Orleans	39	194	24	61.5	9	33	84.6
23)	Los Angeles Rams	37	193	23	62.2	11	34	91.9
24)	Cleveland	41	208	27	65.9	7	34	82.9
25)	Baltimore	30	157	20	66.7	7	27	90.0
26)	Cincinnati	46	258	32	69.6	11	43	93.5
27)	Houston	31	174	22	71.0	7	29	93.5
28)	Buffalo	38	211	27	71.1	9	36	94.7
29t)	Atlanta	43	239	31	72.1	9	40	93.0
29t)	Kansas City	43	235	31	72.1	8	39	90.7
31)	Carolina	37	211	27	73.0	7	34	91.9
32)	Tampa Bay	41	257	35	85.4	4	39	95.1

WEEK 13 / THROUGH MONDAY, DECEMBER 3, 2018

NFL / OFFENSE/TEAMS: FIRST DOWNS, THIRD DOWNS, FOURTH DOWNS

		FIRST DOWNS				THIRD DOWNS			FOURTH DOWNS		
Rank	**Team**	**Total**	**Rush**	**Pass**	**Pen**	**Made**	**Att**	**Pct**	**Made**	**Att**	**Pct**
1)	Tampa Bay	307	64	214	29	69	140	49.3	8	10	80.0
2)	Los Angeles Rams	303	94	185	24	63	142	44.4	5	10	50.0
3)	New Orleans	296	103	165	28	62	137	45.3	11	13	84.6
4)	Kansas City	292	80	182	30	61	129	47.3	7	8	87.5
5)	Pittsburgh	286	69	187	30	67	150	44.7	6	9	66.7
6)	Baltimore	280	105	151	24	83	176	47.2	9	15	60.0
7)	New England	275	97	158	20	62	152	40.8	6	10	60.0
8)	Indianapolis	271	68	175	28	80	166	48.2	6	14	42.9
9)	Carolina	267	87	162	18	52	129	40.3	5	10	50.0
10)	Atlanta	264	58	181	25	74	155	47.7	7	16	43.8
11t)	**Philadelphia**	**263**	**72**	**167**	**24**	**62**	**153**	**40.5**	**8**	**16**	**50.0**
11t)	San Francisco	263	84	149	30	56	145	38.6	4	7	57.1
13)	Los Angeles Chargers	260	79	165	16	51	130	39.2	5	6	83.3
14)	Chicago	258	79	141	38	59	149	39.6	8	12	66.7
15)	Detroit	253	67	162	24	55	153	35.9	9	14	64.3
16)	Green Bay	246	76	158	12	53	149	35.6	6	14	42.9
17t)	Houston	245	75	146	24	62	157	39.5	5	8	62.5
17t)	Seattle	245	96	118	31	58	150	38.7	9	12	75.0
19)	Minnesota	244	44	182	18	61	157	38.9	8	14	57.1
20)	Cincinnati	243	64	155	24	52	135	38.5	6	12	50.0
21)	Cleveland	240	73	141	26	55	164	33.5	7	17	41.2
22)	Denver	238	85	132	21	52	150	34.7	7	12	58.3
23)	Dallas	232	91	122	19	62	159	39.0	8	13	61.5
24)	Oakland	231	67	149	15	57	148	38.5	4	13	30.8
25)	Washington	227	78	126	23	58	157	36.9	8	13	61.5
26)	Jacksonville	224	68	139	17	77	179	43.0	6	12	50.0
27)	New York Giants	221	51	156	14	55	150	36.7	8	14	57.1
28)	Tennessee	215	70	124	21	64	160	40.0	6	9	66.7
29)	Buffalo	202	75	100	27	51	166	30.7	5	13	38.5
30)	Miami	192	51	120	21	48	146	32.9	7	10	70.0
31)	New York Jets	187	64	111	12	47	160	29.4	7	14	50.0
32)	Arizona	172	58	96	18	43	142	30.3	2	9	22.2
	Totals	**7942**	**2392**	**4819**	**731**	**1911**	**4835**	**39.5**	**213**	**379**	**56.2**

NFL / DEFENSE/OPPONENTS: FIRST DOWNS, THIRD DOWNS, FOURTH DOWNS

		FIRST DOWNS				THIRD DOWNS			FOURTH DOWNS		
Rank	**Team**	**Total**	**Rush**	**Pass**	**Pen**	**Made**	**Att**	**Pct**	**Made**	**Att**	**Pct**
1)	Baltimore	212	65	126	21	55	161	34.2	7	15	46.7
2)	Jacksonville	217	65	122	30	58	160	36.3	2	10	20.0
3)	Chicago	218	51	145	22	59	168	35.1	13	19	68.4
4)	**Philadelphia**	**220**	**55**	**151**	**14**	**55**	**152**	**36.2**	**8**	**12**	**66.7**
5)	Dallas	221	68	139	14	65	152	42.8	2	8	25.0
6)	Houston	222	59	150	13	66	169	39.1	7	13	53.8
7)	Tennessee	225	76	135	14	57	150	38.0	6	11	54.5
8)	Buffalo	227	76	128	23	57	153	37.3	3	7	42.9
9)	Los Angeles Chargers	236	73	138	25	60	151	39.7	9	15	60.0
10t)	Indianapolis	238	67	154	17	65	152	42.8	4	7	57.1
10t)	Oakland	238	86	131	21	68	148	45.9	4	4	100.0
10t)	Minnesota	238	77	133	28	41	137	29.9	7	12	58.3
13)	Denver	240	66	151	23	64	162	39.5	5	8	62.5
14)	Green Bay	242	78	138	26	63	165	38.2	6	11	54.5
15)	New York Jets	245	75	147	23	54	167	32.3	7	11	63.6
16)	Pittsburgh	246	64	154	28	56	151	37.1	5	9	55.6
17)	Detroit	248	70	149	29	51	129	39.5	7	10	70.0
18t)	Carolina	249	78	156	15	57	141	40.4	9	15	60.0
18t)	New Orleans	249	49	174	26	53	134	39.6	11	23	47.8
18t)	San Francisco	249	73	149	27	61	155	39.4	3	7	42.9
21)	Los Angeles Rams	251	74	151	26	54	137	39.4	7	11	63.6
22)	New England	252	69	167	16	65	156	41.7	6	13	46.2
23)	Seattle	253	74	155	24	50	134	37.3	4	8	50.0
24)	Washington	255	76	158	21	64	145	44.1	4	12	33.3
25)	Miami	258	84	147	27	59	143	41.3	5	13	38.5
26)	New York Giants	262	74	157	31	62	153	40.5	11	13	84.6
27)	Arizona	269	98	148	23	59	157	37.6	8	13	61.5
28)	Tampa Bay	270	87	161	22	49	131	37.4	5	12	41.7
29)	Atlanta	283	91	170	22	74	145	51.0	8	9	88.9
30)	Cleveland	294	98	172	24	61	161	37.9	8	13	61.5
31)	Cincinnati	301	104	172	25	91	169	53.8	7	13	53.8
32)	Kansas City	314	92	191	31	58	147	39.5	15	22	68.2
	Totals	**7942**	**2392**	**4819**	**731**	**1911**	**4835**	**39.5**	**213**	**379**	**56.2**

WEEK 13 / THROUGH MONDAY, DECEMBER 3, 2018

NFL / FIRST-DOWN PLAYS BY TEAMS

Rank	Team	Yds/Play	Plays	Yards
1)	Los Angeles Rams	7.10	386	2741
2)	Los Angeles Chargers	6.97	341	2376
3)	New Orleans	6.87	366	2513
4)	Denver	6.81	339	2309
5)	Kansas City	6.71	368	2470
6)	Tampa Bay	6.58	401	2638
7)	San Francisco	6.35	364	2310
8)	Carolina	6.34	356	2256
9)	New England	6.14	372	2284
10)	Atlanta	6.11	344	2103
11)	Minnesota	6.09	351	2136
12)	Green Bay	6.07	346	2100
13)	Indianapolis	6.03	360	2172
14)	Pittsburgh	5.90	377	2226
15)	Cincinnati	5.76	330	1900
16)	Oakland	5.71	337	1925
17)	Cleveland	5.67	361	2046
18)	**Philadelphia**	**5.61**	**359**	**2013**
19)	New York Giants	5.58	321	1790
20)	Seattle	5.46	332	1812
21)	Dallas	5.44	328	1784
22)	Chicago	5.44	349	1898
23)	Miami	5.34	296	1580
24)	Washington	5.20	327	1702
25)	Arizona	5.19	284	1474
26)	Baltimore	5.19	377	1956
27)	Tennessee	5.12	312	1598
28)	Houston	5.06	350	1770
29)	Jacksonville	5.02	333	1672
30)	New York Jets	4.99	316	1578
31)	Detroit	4.98	345	1719
32)	Buffalo	4.94	323	1596
	TOTAL	**5.83**	**11051**	**64447**

NFL / FIRST-DOWN PLAYS BY OPPONENTS

Rank	Team	Yds/Play	Plays	Yards
1)	Chicago	4.51	326	1471
2)	Dallas	4.56	318	1451
3)	Baltimore	4.63	315	1458
4)	Buffalo	5.09	329	1674
5)	Jacksonville	5.15	320	1649
6)	Houston	5.23	332	1737
7)	Indianapolis	5.24	340	1781
8)	Arizona	5.36	369	1977
9)	Carolina	5.41	333	1800
10)	Pittsburgh	5.43	348	1891
11)	Washington	5.54	352	1950
12)	Minnesota	5.59	347	1940
13)	Tennessee	5.77	326	1882
14)	Los Angeles Chargers	5.81	333	1934
15)	New England	5.83	355	2070
16)	Miami	5.90	355	2094
17)	Green Bay	5.90	336	1984
18)	Denver	5.91	346	2045
19)	New York Giants	5.92	356	2108
20)	San Francisco	6.10	347	2116
21)	Cleveland	6.13	416	2550
22)	Oakland	6.18	325	2009
23)	New Orleans	6.20	329	2041
24)	Detroit	6.25	329	2057
25)	Seattle	6.36	342	2175
26)	New York Jets	6.39	364	2325
27)	Cincinnati	6.42	383	2460
28)	Los Angeles Rams	6.50	339	2204
29)	Atlanta	6.61	360	2379
30)	Kansas City	6.63	401	2660
31)	Tampa Bay	6.70	359	2405
32)	**Philadelphia**	**6.76**	**321**	**2170**
	TOTAL	**5.83**	**11051**	**64447**

WEEK 13 / THROUGH MONDAY, DECEMBER 3, 2018

NFL / KICKOFFS (Receiving Team)

Rank	Team	TotKO	AdjKO	TB	TB%	EZ	EZ%	OB	I20	Avg.Start
1)	Tennessee	56	56	41	73.2	46	82.1	0	0	28.4
2)	New England	61	58	37	63.8	47	77.0	0	5	27.4
3)	Kansas City	67	62	35	56.5	45	67.2	1	4	26.4
4)	Cincinnati	75	70	48	68.6	53	70.7	1	3	26.2
5)	San Francisco	71	69	43	62.3	59	83.1	1	7	26.0
6)	Houston	56	53	40	75.5	46	82.1	0	0	25.9
7)	New York Jets	68	66	38	57.6	46	67.6	1	9	25.7
8)	Seattle	57	57	34	59.6	41	71.9	0	9	25.7
9)	Buffalo	63	61	36	59.0	42	66.7	1	6	25.3
10)	Atlanta	68	67	47	70.1	64	94.1	0	5	25.2
11)	Minnesota	65	62	45	72.6	54	83.1	1	5	25.2
12)	Los Angeles Rams	67	62	29	46.8	46	68.7	1	9	25.1
13)	Baltimore	49	49	27	55.1	36	73.5	0	5	25.1
14)	Miami	66	64	38	59.4	57	86.4	0	8	25.0
15)	Jacksonville	60	59	39	66.1	46	76.7	0	5	25.0
16)	Oakland	77	76	57	75.0	61	79.2	1	5	25.0
17)	Tampa Bay	68	67	47	70.1	50	73.5	1	4	25.0
18)	Dallas	54	51	44	86.3	48	88.9	1	1	24.8
19)	Indianapolis	64	64	51	79.7	54	84.4	0	3	24.8
20)	New Orleans	58	54	36	66.7	45	77.6	1	4	24.8
21)	Detroit	66	62	47	75.8	55	83.3	0	5	24.7
22)	Arizona	64	62	40	64.5	48	75.0	0	7	24.7
23)	New York Giants	73	67	36	53.7	55	75.3	0	8	24.6
24)	Denver	59	59	43	72.9	51	86.4	0	4	24.6
25)	Green Bay	63	62	41	66.1	46	73.0	1	5	24.5
26)	**Philadelphia**	**65**	**65**	**39**	**60.0**	**49**	**75.4**	**0**	**8**	**24.4**
27)	Washington	57	56	35	62.5	40	70.2	0	6	24.4
28)	Carolina	63	62	42	67.7	50	79.4	2	8	24.4
29)	Los Angeles Char	54	50	29	58.0	39	72.2	1	6	24.2
30)	Pittsburgh	63	62	38	61.3	45	71.4	0	8	23.9
31)	Cleveland	70	69	35	50.7	46	65.7	0	8	23.7
32)	Chicago	53	48	32	66.7	38	71.7	0	9	23.3
	Totals	**2020**	**1951**	**1269**	**65.0**	**1548**	**79.3**	**15**	**179**	**25.1**

Note: Average opponent drive start DOES NOT include onside kicks or kickoffs at the end of a half unless either kickoff is returned for a touchdown. All other kickoffs (returned kickoffs, fair catches, touchback and kickoffs out of bounds) are included. Kickoffs resulting in the kicking team retaining possession are not included.

ADJ KO: Adjusted kickoffs are used to compute the Avg. Team Drive Start.

I20: The number of drives that start inside (not including) the 20 yd line.

WEEK 13 / THROUGH MONDAY, DECEMBER 3, 2018

NFL / KICKOFFS (Kicking Team)

Rank	Team	TotKO	AdjKO	TB	TB%	EZ	EZ%	OB	I20	Avg.Start
1)	Detroit	62	56	30	53.6	44	71.0	0	13	23.4
2)	Houston	69	67	44	65.7	55	79.7	0	8	23.5
3)	Oakland	53	50	24	48.0	33	62.3	0	7	24.0
4)	Kansas City	88	86	57	66.3	68	77.3	2	13	24.2
5)	Jacksonville	52	50	35	70.0	39	75.0	0	6	24.2
6)	New York Giants	64	59	37	62.7	44	68.8	3	5	24.4
7)	Denver	59	55	36	65.5	46	78.0	1	9	24.4
8)	Cincinnati	58	58	37	63.8	49	84.5	1	5	24.5
9)	Tampa Bay	67	65	45	69.2	54	80.6	0	7	24.6
10)	Atlanta	66	63	37	58.7	46	69.7	0	5	24.6
11)	Arizona	42	41	18	43.9	25	59.5	1	3	24.7
12)	Pittsburgh	67	66	39	59.1	49	73.1	0	7	24.8
13)	Seattle	61	57	31	54.4	44	72.1	0	9	24.8
14)	Washington	57	56	45	80.4	50	87.7	0	2	24.9
15)	New Orleans	84	83	50	60.2	68	81.0	0	8	24.9
16)	Buffalo	46	44	27	61.4	33	71.7	0	4	25.0
17)	Indianapolis	67	63	44	69.8	51	76.1	0	6	25.0
18)	Cleveland	58	56	39	69.6	45	77.6	1	4	25.1
19)	Los Angeles Char	70	70	26	37.1	43	61.4	0	9	25.2
20)	Carolina	62	60	47	78.3	54	87.1	0	2	25.2
21)	Green Bay	64	61	36	59.0	50	78.1	0	7	25.3
22)	Dallas	59	59	42	71.2	50	84.7	0	3	25.4
23)	New York Jets	62	61	48	78.7	53	85.5	0	2	25.5
24)	Minnesota	61	55	31	56.4	37	60.7	2	6	25.5
25)	Los Angeles Rams	84	83	59	71.1	67	79.8	1	3	25.6
26)	Miami	55	54	44	81.5	44	80.0	1	4	25.7
27)	**Philadelphia**	**58**	**57**	**45**	**78.9**	**49**	**84.5**	**0**	**2**	**25.7**
28)	Baltimore	68	65	44	67.7	53	77.9	1	4	26.0
29)	Chicago	72	70	54	77.1	61	84.7	1	3	26.3
30)	San Francisco	60	58	41	70.7	49	81.7	0	3	26.5
31)	Tennessee	54	52	37	71.2	44	81.5	0	3	26.9
32)	New England	71	71	40	56.3	51	71.8	0	7	27.4
	Totals	**2020**	**1951**	**1269**	**65.0**	**1548**	**79.3**	**15**	**179**	**25.1**

Note: Average team drive start DOES NOT include onside kicks or kickoffs at the end of a half unless either kickoff is returned for a touchdown. All other kickoffs (returned kickoffs, fair catches, touchback and kickoffs out of bounds) are included. Kickoffs resulting in the kicking team retaining possession are not included.

ADJ KO: Adjusted kickoffs are used to compute the Avg. Team Drive Start.

I20: The number of drives that start inside (not including) the 20 yd line.

WEEK 13 / THROUGH MONDAY, DECEMBER 3, 2018

NFL / SINGLE-GAME HIGHS / PLAYERS

Most Points-- 24, Myers, NY-J vs. Ind., 10/14, (0 td, 7 fg, 3 xp, 0 2pt)
Passing Yards-- 478, Mahomes, K.C. at LA-R, 11/19, (33-46, 478, 6 td, 3 int)
Longest Pass-- 97, Roethlisberger, Pitt. at Denv., 11/25, (to Smith-Schuster, JuJu, td)
Passing Touchdowns-- 6, (3 times in Non-Overtime Games)
Rushing Yards-- 219, Crowell, NY-J vs. Denv., 10/7, (15-219, 1 td)
Rushing Attempts-- 32, Carson, Sea. vs. Dal., 9/23, (32-102, 1 td)
Longest Rush-- 97, Miller, Hou. vs. Tenn., 11/26, td
Receptions-- 16, Thomas, N.O. vs. T.B., 9/9, (16-180, 1 td)
Receiving Yards-- 215, Hill, K.C. at LA-R, 11/19, (10-215, 2 td)
Kickoff Return Yards-- 207, Tr. Smith, K.C. at LA-R, 11/19, (7-207, 0 td)
Kickoff Returns-- 7, Ogunbowale, T.B. at NY-G, 11/18, (7-137, 0 td)
Kickoff Returns-- 7, Tr. Smith, K.C. at LA-R, 11/19, (7-207, 0 td)
Longest Kickoff Return-- 102, Grant, Miami vs. Tenn., 9/9, td
Punt Return Yards-- 137, A. Roberts, NY-J at Det., 9/10, (3-137, 0 fc, 1 td)
Punt Returns-- 6, Grant, Balt. vs. Buff., 9/9, (6-54, 1 fc, 0 td)
Punt Returns-- 6, Natson, LA-R vs. Ariz., 9/16, (6-133, 1 fc, 0 td)
Longest Punt Return-- 91, Hill, K.C. at LA-C, 9/9, td
Interceptions-- 3, Adams, T.B. vs. Car., 12/2, (3-21, 0 td)
Longest Interception Return-- 104, Maye, NY-J vs. Denv., 10/7
Sacks-- 4.0, Donald, LA-R at S.F., 10/21
Scrimmage Yards-- 240, Elliott, Dal. vs. Det., 9/30, (Rush 25-152, Rec 4-88)
Longest Punt-- 79, Colquitt, Clev. at T.B., 10/21 (OT)
Longest Punt-- 70, Wile, Minn. vs. Buff., 9/23
Punts-- 12, Colquitt, Clev. vs. Pitt., 9/9 (OT), (12-522, 43.5)
Punts-- 9, (3 times in Non-Overtime Games)
Field Goals Made-- 7, Myers, NY-J vs. Ind., 10/14, (7-7, 48 lg)
Longest Field Goal-- 63, Gano, Car. vs. NY-G, 10/7

WEEK 13 / THROUGH MONDAY, DECEMBER 3, 2018

300-Yard Passing Games

478, Mahomes, KC at LAR 11/19 (33-46, 6 TD)
465, Goff, LAR vs. MIN 09/27 (26-33, 5 TD)
464, Luck, IND vs. HOU 09/30 (ot) (40-62, 4 TD)
462, Roethlisberger, PIT at DEN 11/25 (41-56, 1 TD)
452, Roethlisberger, PIT vs. KC 09/16 (39-60, 3 TD)
442, Rodgers, GB at DET 10/07 (32-52, 3 TD)
439, Brees, NO vs. TB 09/09 (37-45, 3 TD)
437, Carr, OAK vs. CLE 09/30 (ot) (35-58, 4 TD)
430, Bortles, JAX at KC 10/07 (33-61, 1 TD)
425, Cousins, MIN at GB 09/16 (ot) (35-48, 4 TD)
425, Rodgers, GB vs. SF 10/15 (25-46, 2 TD)
424, Rivers, LAC vs. KC 09/09 (34-51, 3 TD)
422, Cousins, MIN at LAR 09/27 (36-50, 3 TD)
419, Ryan, ATL vs. CIN 09/30 (29-39, 3 TD)
417, Fitzpatrick, TB at NO 09/09 (21-28, 4 TD)
414, Mullens, SF at SEA 12/02 (30-48, 2 TD)
413, Goff, LAR vs. KC 11/19 (31-49, 4 TD)
411, Fitzpatrick, TB vs. PIT 09/24 (30-50, 3 TD)
406, Fitzpatrick, TB vs. WAS 11/11 (29-41, 0 TD)
402, Fitzpatrick, TB vs. PHI 09/16 (27-33, 4 TD)
401, Rivers, LAC vs. DEN 11/18 (28-43, 2 TD)
399, Manning, NYG at ATL 10/22 (27-38, 1 TD)
397, Mayfield, CLE at HOU 12/02 (29-43, 1 TD)
396, Brees, NO at ATL 09/23 (ot) (39-49, 3 TD)
395, Winston, TB at ATL 10/14 (30-41, 4 TD)
391, Goff, LAR at NO 11/04 (28-40, 3 TD)
388, Bortles, JAX vs. NYJ 09/30 (29-38, 2 TD)
385, Watson, HOU vs. NYG 09/23 (24-40, 2 TD)
380, Osweiler, MIA vs. CHI 10/14 (ot) (28-44, 3 TD)
379, Ryan, ATL vs. NYG 10/22 (31-39, 1 TD)
377, Keenum, DEN at NYJ 10/07 (35-51, 2 TD)
377, Ryan, ATL at NO 11/22 (35-47, 2 TD)
376, Flacco, BAL at CIN 09/13 (32-55, 2 TD)
376, Bortles, JAX vs. NE 09/16 (29-45, 4 TD)
375, Watson, HOU vs. DAL 10/07 (ot) (33-44, 1 TD)
375, Mahomes, KC at CLE 11/04 (23-32, 3 TD)
375, Watson, HOU at IND 09/30 (ot) (29-42, 2 TD)
374, Ryan, ATL vs. NO 09/23 (ot) (26-35, 5 TD)
369, Roethlisberger, PIT at CIN 10/14 (32-46, 1 TD)
365, Winston, TB vs. CLE 10/21 (ot) (32-52, 0 TD)
365, Luck, IND at NE 10/04 (38-59, 3 TD)
363, Flacco, BAL at PIT 09/30 (28-42, 2 TD)
363, Brees, NO vs. WAS 10/08 (26-29, 3 TD)
363, Brees, NO vs. PHI 11/18 (22-30, 4 TD)
360, Wentz, PHI vs. DAL 11/11 (32-44, 2 TD)
359, Cousins, MIN vs. NO 10/28 (31-41, 2 TD)
358, Mahomes, KC vs. CIN 10/21 (28-39, 4 TD)
357, Newton, CAR at DET 11/18 (25-37, 3 TD)
355, Ryan, ATL vs. TB 10/14 (31-41, 3 TD)
355, Trubisky, CHI vs. DET 11/11 (23-30, 3 TD)
354, Goff, LAR vs. ARI 09/16 (24-32, 1 TD)
354, Goff, LAR vs. LAC 09/23 (29-36, 3 TD)
354, Trubisky, CHI vs. TB 09/30 (19-26, 6 TD)
353, Roethlisberger, PIT at TB 09/24 (30-38, 3 TD)
352, Dalton, CIN at CAR 09/23 (29-46, 2 TD)
352, Mahomes, KC at NE 10/14 (23-36, 4 TD)
350, Ryan, ATL at WAS 11/04 (26-38, 4 TD)
349, Beathard, SF vs. ARI 10/07 (34-54, 2 TD)
348, Wentz, PHI at TEN 09/30 (ot) (33-50, 2 TD)
347, Stafford, DET at SF 09/16 (34-53, 3 TD)
346, Brees, NO vs. LAR 11/04 (25-36, 4 TD)
345, Carr, OAK at MIA 09/23 (27-39, 1 TD)
344, Mariota, TEN vs. PHI 09/30 (ot) (30-43, 2 TD)
343, Luck, IND vs. MIA 11/25 (30-37, 3 TD)
342, Cousins, MIN vs. GB 11/25 (29-38, 3 TD)
342, Mayfield, CLE vs. BAL 10/07 (ot) (25-43, 1 TD)
341, Brady, NE vs. IND 10/04 (34-44, 3 TD)
340, Brady, NE vs. KC 10/14 (24-35, 1 TD)
339, Rivers, LAC vs. OAK 10/07 (22-27, 2 TD)
339, Wilson, SEA at CAR 11/25 (22-31, 2 TD)
337, Dalton, CIN at ATL 09/30 (29-41, 3 TD)
335, Newton, CAR at ATL 09/16 (32-45, 3 TD)
335, Roethlisberger, PIT at CLE 09/09(ot)(23-41, 1 TD)
334, Darnold, NYJ vs. MIA 09/16 (25-41, 1 TD)
334, Foles, PHI at TB 09/16 (35-48, 1 TD)
333, Trubisky, CHI vs. NE 10/21 (26-50, 2 TD)
332, Rodgers, GB at SEA 11/15 (21-30, 2 TD)
330, Ryan, ATL at CLE 11/11 (38-52, 2 TD)
329, Keenum, DEN vs. SEA 09/09 (25-39, 3 TD)
328, Roethlisberger, PIT vs. CAR 11/08 (22-25, 5 TD)
326, Mahomes, KC at PIT 09/16 (23-28, 6 TD)
326, Manning, NYG at CAR 10/07 (22-36, 2 TD)
324, Brady, NE at BUF 10/29 (29-45, 0 TD)
322, Keenum, DEN vs. LAR 10/14 (25-41, 2 TD)
321, Goff, LAR at SEA 10/07 (23-32, 1 TD)
320, Bortles, JAX at IND 11/11 (26-38, 2 TD)
319, Luck, IND vs. CIN 09/09 (39-53, 2 TD)
318, Goff, LAR vs. SEA 11/11 (28-39, 2 TD)
316, Trubisky, CHI at MIA 10/14 (ot) (22-31, 3 TD)
316, Manning, NYG vs. WAS 10/28 (30-47, 1 TD)
314, Roethlisberger, PIT at JAX 11/18 (27-47, 2 TD)
314, Mahomes, KC vs. SF 09/23 (24-38, 3 TD)
313, Mahomes, KC vs. JAX 10/07 (22-38, 0 TD)
312, Winston, TB vs. SF 11/25 (29-38, 2 TD)
311, Wentz, PHI vs. MIN 10/07 (24-35, 2 TD)
311, Brady, NE vs. MIN 12/02 (24-32, 1 TD)
310, Watson, HOU at TEN 09/16 (22-32, 2 TD)
310, Stafford, DET vs. SEA 10/28 (27-40, 2 TD)
310, Wentz, PHI vs. CAR 10/21 (30-37, 2 TD)
307, Stafford, DET at DAL 09/30 (24-30, 2 TD)
306, A. Smith, WAS vs. ATL 11/04 (30-46, 1 TD)
306, Rivers, LAC vs. TEN 10/21 (19-26, 2 TD)
306, Wentz, PHI vs. WAS 12/03 (27-39, 2 TD)
304, Mahomes, KC at DEN 10/01 (28-45, 1 TD)
303, Carr, OAK vs. LAR 09/10 (29-40, 0 TD)
303, Mahomes, KC vs. DEN 10/28 (24-34, 4 TD)
303, Mariota, TEN at HOU 11/26 (22-23, 2 TD)
301, Cousins, MIN at PHI 10/07 (30-37, 1 TD)
301, Luck, IND at NYJ 10/14 (23-43, 4 TD)
300, Newton, CAR at TB 12/02 (28-41, 2 TD)

WEEK 13 / THROUGH MONDAY, DECEMBER 3, 2018

100-Yard Receiving Games

215, Hill, KC at LAR 11/19 (10 rec., 2 TD)
211, Thomas, NO vs. LAR 11/04 (12 rec., 1 TD)
189, Smith-Schuster, PIT at DEN 11/25 (13 rec., 1 TD)
180, Thomas, NO vs. TB 09/09 (16 rec., 1 TD)
180, Cook, OAK vs. LAR 09/10 (9 rec., 0 TD)
180, Cooper, DAL vs. WAS 11/22 (8 rec., 2 TD)
179, M. Evans, TB at CIN 10/28 (6 rec., 1 TD)
173, J. Jones, ATL vs. CIN 09/30 (9 rec., 0 TD)
173, J. Nelson, OAK at MIA 09/23 (6 rec., 1 TD)
169, J. Jones, ATL at PHI 09/06 (10 rec., 0 TD)
169, Hopkins, HOU at IND 09/30 (ot) (10 rec., 1 TD)
169, Hill, KC at LAC 09/09 (7 rec., 2 TD)
168, Kelce, KC at OAK 12/02 (12 rec., 2 TD)
167, S. Shepard, NYG at ATL 10/22 (5 rec., 0 TD)
166, D. Adams, GB at SEA 11/15 (10 rec., 0 TD)
162, Kupp, LAR vs. MIN 09/27 (9 rec., 2 TD)
161, C. Davis, TEN vs. PHI 09/30 (ot) (9 rec., 1 TD)
159, Cooks, LAR vs. ARI 09/16 (7 rec., 0 TD)
157, Smith, NO vs. PHI 11/18 (10 rec., 1 TD)
157, Moore, CAR at DET 11/18 (7 rec., 1 TD)
156, Cohen, CHI at NYG 12/02 (ot) (12 rec., 0 TD)
155, Wilson, MIA vs. CHI 10/14 (ot) (6 rec., 2 TD)
155, Hilton, IND vs. TEN 11/18 (9 rec., 2 TD)
154, Brown, PIT vs. LAC 12/02 (10 rec., 1 TD)
151, Hopkins, HOU vs. DAL 10/07 (ot) (9 rec., 0 TD)
148, Allen, LAC at PIT 12/02 (14 rec., 1 TD)
147, J. Jones, ATL at NO 11/22 (11 rec., 0 TD)
147, M. Evans, TB at NO 09/09 (7 rec., 1 TD)
146, Jackson, TB at NO 09/09 (5 rec., 2 TD)
146, Ridley, ATL vs. NO 09/23 (ot) (7 rec., 3 TD)
145, Ertz, PHI vs. DAL 11/11 (14 rec., 2 TD)
144, J. Jones, ATL vs. TB 10/14 (10 rec., 0 TD)
143, Beckham, NYG at ATL 10/22 (8 rec., 1 TD)
142, Cobb, GB vs. CHI 09/09 (9 rec., 1 TD)
142, Hill, KC at NE 10/14 (7 rec., 3 TD)
140, D. Adams, GB at DET 10/07 (9 rec., 1 TD)
138, Ertz, PHI vs. CAR 10/21 (9 rec., 0 TD)
138, James, PIT vs. KC 09/16 (5 rec., 1 TD)
138, Boyd, CIN vs. TB 10/28 (9 rec., 1 TD)
137, M. Evans, TB vs. PIT 09/24 (6 rec., 1 TD)
136, Beckham, NYG vs. WAS 10/28 (8 rec., 0 TD)
135, Thielen, MIN at LAR 09/27 (8 rec., 1 TD)
135, Sanders, DEN vs. SEA 09/09 (10 rec., 1 TD)
134, Parker, MIA at HOU 10/25 (6 rec., 0 TD)
134, J. Brown, BAL vs. NO 10/21 (7 rec., 1 TD)
133, D. Adams, GB at LAR 10/28 (5 rec., 0 TD)
133, Robinson, CHI vs. DET 11/11 (6 rec., 2 TD)
132, Tate, DET at DAL 09/30 (8 rec., 2 TD)
132, Boyd, CIN at CAR 09/23 (6 rec., 1 TD)
132, D. Adams, GB vs. SF 10/15 (10 rec., 2 TD)
131, Beckham, NYG at CAR 10/07 (8 rec., 1 TD)
131, Thielen, MIN at GB 09/16 (ot) (12 rec., 1 TD)
130, Gordon, NE vs. GB 11/04 (5 rec., 1 TD)
130, Westbrook, JAX vs. NYJ 09/30 (9 rec., 0 TD)
129, Thomas, NO at ATL 09/23 (ot) (10 rec., 0 TD)
129, Jackson, TB vs. PHI 09/16 (4 rec., 1 TD)
129, Pettis, SF at SEA 12/02 (5 rec., 2 TD)
128, Diggs, MIN at GB 09/16 (ot) (9 rec., 2 TD)
128, Cooper, OAK vs. CLE 09/30 (ot) (8 rec., 1 TD)
127, Kelce, KC at LAR 11/19 (10 rec., 1 TD)
126, Diggs, MIN at CHI 11/18 (13 rec., 1 TD)
126, T. Burton, CHI vs. NE 10/21 (9 rec., 1 TD)
126, Goodwin, SF at GB 10/15 (4 rec., 2 TD)
125, Kittle, SF at LAC 09/30 (6 rec., 1 TD)
125, Hilton, IND vs. MIA 11/25 (7 rec., 0 TD)
125, Thielen, MIN vs. GB 11/25 (8 rec., 1 TD)
125, C. Davis, TEN vs. NE 11/11 (7 rec., 1 TD)
124, W. Fuller, HOU vs. MIA 10/25 (5 rec., 1 TD)
124, Harris, WAS vs. ATL 11/04 (10 rec., 0 TD)
124, Kamara, NO at ATL 09/23 (ot) (15 rec., 0 TD)
124, Allen, LAC at SEA 11/04 (6 rec., 0 TD)
123, R. Anderson, NYJ vs. DEN 10/07 (3 rec., 2 TD)
123, Diggs, MIN at LAR 09/27 (11 rec., 0 TD)
123, Gronkowski, NE vs. HOU 09/09 (7 rec., 1 TD)
123, Thielen, MIN vs. ARI 10/14 (11 rec., 1 TD)
122, A. Miller, CHI vs. DET 11/11 (5 rec., 1 TD)
121, Smith-Schuster, PIT vs. KC 09/16 (13 rec., 1 TD)
121, Cohen, CHI vs. TB 09/30 (7 rec., 1 TD)
121, J. Jones, ATL at WAS 11/04 (7 rec., 1 TD)
120, M. Evans, TB at NYG 11/18 (6 rec., 1 TD)
119, Diggs, MIN vs. NO 10/28 (10 rec., 1 TD)
119, Smith-Schuster, PIT at CLE 09/09(ot)(5 rec.,0 TD)
118, Ty. Williams, LAC vs. TEN 10/21 (4 rec., 1 TD)
118, Ty. Williams, LAC at CLE 10/14 (3 rec., 2 TD)
118, J. Jones, ATL vs. DAL 11/18 (6 rec., 1 TD)
117, Hill, KC vs. ARI 11/11 (7 rec., 2 TD)
117, Green, CIN at KC 10/21 (7 rec., 0 TD)
117, Brown, PIT at JAX 11/18 (5 rec., 1 TD)
117, M. Jones, DET vs. SEA 10/28 (7 rec., 2 TD)
116, Thielen, MIN at PHI 10/07 (7 rec., 1 TD)
116, Smith-Schuster, PIT at TB 09/24 (9 rec., 0 TD)
116, Cooks, LAR vs. MIN 09/27 (7 rec., 1 TD)
116, J. Brown, BAL at PIT 09/30 (3 rec., 1 TD)
116, Cole, JAX vs. NE 09/16 (7 rec., 1 TD)
116, Cooper, OAK at DEN 09/16 (10 rec., 0 TD)
116, M. Evans, TB vs. SF 11/25 (6 rec., 0 TD)
115, Hilton, IND vs. HOU 09/30 (ot) (4 rec., 0 TD)
115, Sanders, DEN vs. LAR 10/14 (7 rec., 1 TD)
114, Golladay, DET vs. NYJ 09/10 (7 rec., 0 TD)
114, Kelce, KC vs. SF 09/23 (8 rec., 0 TD)
114, Cooks, LAR at NO 11/04 (6 rec., 1 TD)
113, W. Fuller, HOU at TEN 09/16 (8 rec., 1 TD)
113, Golladay, DET vs. CAR 11/18 (8 rec., 1 TD)
112, McCaffrey, CAR vs. SEA 11/25 (11 rec., 1 TD)
112, McDonald, PIT at TB 09/24 (4 rec., 1 TD)
112, Kamara, NO vs. TB 09/09 (9 rec., 1 TD)
112, Jackson, TB at CHI 09/30 (5 rec., 0 TD)
112, Green, CIN vs. MIA 10/07 (6 rec., 0 TD)
112, Ertz, PHI at TEN 09/30 (ot) (10 rec., 0 TD)
111, Beckham, NYG vs. JAX 09/09 (11 rec., 0 TD)
111, Smith, NO vs. WAS 10/08 (3 rec., 2 TD)
111, Smith-Schuster, PIT at CIN 10/14 (7 rec., 0 TD)
111, Sanu, ATL vs. CIN 09/30 (6 rec., 0 TD)
110, Cook, OAK vs. CLE 09/30 (ot) (8 rec., 2 TD)
110, Thielen, MIN at NYJ 10/21 (9 rec., 1 TD)
110, Ertz, PHI vs. MIN 10/07 (10 rec., 1 TD)
110, Hopkins, HOU at TEN 09/16 (6 rec., 1 TD)
110, Gabriel, CHI at MIA 10/14 (ot) (5 rec., 0 TD)
109, Beckham, NYG at HOU 09/23 (9 rec., 0 TD)
109, Coutee, HOU at IND 09/30 (ot) (11 rec., 0 TD)
109, Tate, DET at SF 09/16 (7 rec., 0 TD)
109, Moncrief, JAX vs. NYJ 09/30 (5 rec., 1 TD)
109, Kelce, KC at PIT 09/16 (7 rec., 2 TD)
109, Woods, LAR at DEN 10/14 (7 rec., 0 TD)
108, Kittle, SF vs. OAK 11/01 (4 rec., 1 TD)
108, Allen, LAC vs. KC 09/09 (8 rec., 1 TD)
107, Cooks, LAR vs. KC 11/19 (8 rec., 0 TD)
107, M. Evans, TB vs. CLE 10/21 (ot) (7 rec., 0 TD)
107, J. Jones, ATL at CLE 11/11 (7 rec., 1 TD)
107, Lockett, SEA at CAR 11/25 (5 rec., 1 TD)
107, Watkins, KC vs. DEN 10/28 (8 rec., 2 TD)
106, Stills, MIA vs. TEN 09/09 (4 rec., 2 TD)
106, Landry, CLE vs. PIT 09/09 (ot) (7 rec., 0 TD)
105, Brown, PIT at CIN 10/14 (5 rec., 1 TD)
105, Hunt, KC at NE 10/14 (5 rec., 1 TD)
105, Hopkins, HOU at DEN 11/04 (10 rec., 1 TD)
105, De. Thomas, DEN at NYJ 10/07 (5 rec., 1 TD)
105, Thielen, MIN vs. BUF 09/23 (14 rec., 0 TD)
105, Ebron, IND at NE 10/04 (9 rec., 2 TD)
105, Dissly, SEA at DEN 09/09 (3 rec., 1 TD)
105, Jeffery, PHI at TEN 09/30 (ot) (8 rec., 1 TD)
105, Foster, BUF at NYJ 11/11 (3 rec., 0 TD)
104, Edelman, NE at BUF 10/29 (9 rec., 0 TD)
104, Taylor, TEN vs. NYJ 12/02 (3 rec., 0 TD)
104, Woods, LAR vs. LAC 09/23 (10 rec., 2 TD)
104, Smith-Schuster, PIT at JAX 11/18 (8 rec., 0 TD)
104, Gabriel, CHI vs. TB 09/30 (7 rec., 2 TD)
104, Graham, GB vs. SF 10/15 (5 rec., 0 TD)
104, Edelman, NE at TEN 11/11 (9 rec., 0 TD)
104, J. Jones, ATL vs. NYG 10/22 (9 rec., 0 TD)
103, Landry, CLE vs. NYJ 09/20 (8 rec., 0 TD)
103, Moore, SEA at CAR 11/25 (4 rec., 1 TD)
103, Godwin, TB vs. WAS 11/11 (7 rec., 0 TD)
103, Landry, CLE at HOU 12/02 (6 rec., 0 TD)
103, Thielen, MIN vs. NO 10/28 (7 rec., 1 TD)
103, Valdes-Scantling, GB vs. SF 10/15 (3 rec., 0 TD)

102, Rodgers, TB vs. WAS 11/11 (8 rec., 0 TD)
102, Gordon, LAC vs. KC 09/09 (9 rec., 0 TD)
102, McCaffrey, CAR at ATL 09/16 (14 rec., 0 TD)
102, Fitzgerald, ARI vs. SF 10/28 (8 rec., 1 TD)
102, Thielen, MIN vs. SF 09/09 (6 rec., 0 TD)
102, Sanders, DEN at ARI 10/18 (6 rec., 1 TD)
101, Sharpe, TEN at LAC 10/21 (7 rec., 0 TD)
101, W. Fuller, HOU vs. NYG 09/23 (5 rec., 1 TD)
101, Woods, LAR vs. MIN 09/27 (5 rec., 1 TD)
101, Godwin, TB vs. CAR 12/02 (5 rec., 1 TD)
101, Beasley, DAL vs. JAX 10/14 (9 rec., 2 TD)
101, Valdes-Scantling, GB at NE 11/04 (3 rec., 0 TD)
101, Brown, PIT vs. ATL 10/07 (6 rec., 2 TD)
100, Boyd, CIN at ATL 09/30 (11 rec., 0 TD)
100, Watkins, KC at PIT 09/16 (6 rec., 0 TD)
100, Gordon, NE at CHI 10/21 (4 rec., 0 TD)
100, Kelce, KC vs. JAX 10/07 (5 rec., 0 TD)
100, Cook, OAK vs. KC 12/02 (7 rec., 1 TD)
100, Cooks, LAR vs. SEA 11/11 (10 rec., 0 TD)

WEEK 13 / THROUGH MONDAY, DECEMBER 3, 2018

100-Yard Rushing Games

219, Crowell, NYJ vs. DEN 10/07 (15 att., 1 TD)
208, Gurley, LAR at DEN 10/14 (28 att., 2 TD)
184, McCaffrey, CAR vs. CIN 09/23 (28 att., 0 TD)
176, Chubb, CLE vs. ATL 11/11 (20 att., 1 TD)
162, Miller, HOU vs. TEN 11/26 (12 att., 1 TD)
158, Johnson, DET at MIA 10/21 (19 att., 0 TD)
157, Lindsay, DEN at CIN 12/02 (19 att., 2 TD)
155, Murray, MIN vs. ARI 10/14 (24 att., 1 TD)
152, Elliott, DAL vs. DET 09/30 (25 att., 0 TD)
151, Elliott, DAL at PHI 11/11 (19 att., 1 TD)
149, Peterson, WAS at NYG 10/28 (26 att., 1 TD)
146, Conner, PIT vs. CLE 10/28 (24 att., 2 TD)
145, A. Jones, GB vs. MIA 11/11 (15 att., 2 TD)
142, Barkley, NYG vs. TB 11/18 (27 att., 2 TD)
138, Breida, SF vs. DET 09/16 (11 att., 1 TD)
137, Da. Johnson, ARI vs. OAK 11/18 (25 att., 0 TD)
135, Allen, BUF at MIA 12/02 (9 att., 0 TD)
135, Conner, PIT at CLE 09/09 (ot) (31 att., 2 TD)
134, Kamara, NO at NYG 09/30 (19 att., 3 TD)
133, Michel, NE at NYJ 11/25 (21 att., 1 TD)
133, Miller, HOU vs. MIA 10/25 (18 att., 1 TD)
132, Gordon, LAC at CLE 10/14 (18 att., 3 TD)
132, Mack, IND at OAK 10/28 (25 att., 2 TD)
132, Gurley, LAR at DET 12/02 (23 att., 2 TD)
130, Barkley, NYG vs. PHI 10/11 (13 att., 1 TD)
130, Lynch, OAK vs. CLE 09/30 (ot) (20 att., 0 TD)
127, Elliott, DAL at SEA 09/23 (16 att., 0 TD)
126, Mack, IND vs. BUF 10/21 (19 att., 1 TD)
125, Barkley, NYG vs. CHI 12/02 (ot) (24 att., 0 TD)
125, McCaffrey, CAR vs. SEA 11/25 (17 att., 1 TD)
123, Mixon, CIN vs. TB 10/28 (21 att., 2 TD)
122, Elliott, DAL at ATL 11/18 (23 att., 1 TD)
121, Hunt, KC at DEN 10/01 (19 att., 1 TD)
121, Elliott, DAL vs. WAS 11/22 (26 att., 1 TD)
120, Gurley, LAR vs. SEA 11/11 (16 att., 1 TD)
120, Peterson, WAS vs. GB 09/23 (19 att., 2 TD)
119, L. Jackson, BAL vs. CIN 11/18 (26 att., 0 TD)
118, Edwards, BAL vs. OAK 11/25 (23 att., 0 TD)
116, Carson, SEA vs. LAR 10/07 (19 att., 0 TD)
115, Edwards, BAL vs. CIN 11/18 (17 att., 1 TD)
114, Gurley, LAR vs. GB 10/28 (25 att., 0 TD)
113, Gordon, LAC at SEA 11/04 (16 att., 1 TD)
113, McCoy, BUF at NYJ 11/11 (26 att., 2 TD)
112, Michel, NE vs. MIA 09/30 (25 att., 1 TD)
111, Conner, PIT at CIN 10/14 (19 att., 2 TD)
110, Lindsay, DEN vs. PIT 11/25 (14 att., 1 TD)
110, Conner, PIT vs. ATL 10/07 (21 att., 2 TD)
108, Penny, SEA at LAR 11/11 (12 att., 1 TD)
108, Gurley, LAR at OAK 09/10 (20 att., 0 TD)
107, Coleman, ATL vs. CAR 09/16 (16 att., 0 TD)
107, Conner, PIT at BAL 11/04 (24 att., 0 TD)
107, Lindsay, DEN vs. OAK 09/16 (14 att., 0 TD)
106, Elliott, DAL vs. JAX 10/14 (24 att., 1 TD)
106, McCaffrey, CAR at TB 12/02 (10 att., 0 TD)
106, Michel, NE vs. KC 10/14 (24 att., 2 TD)
106, Barber, TB at NYG 11/18 (18 att., 1 TD)
106, Breida, SF at TB 11/25 (14 att., 0 TD)
106, Barkley, NYG vs. JAX 09/09 (18 att., 1 TD)
105, Carson, SEA at DET 10/28 (25 att., 1 TD)
105, Chubb, CLE at OAK 09/30 (ot) (3 att., 2 TD)
105, Gurley, LAR vs. LAC 09/23 (23 att., 1 TD)
104, Gordon, LAC vs. SF 09/30 (15 att., 0 TD)
104, Ingram, NO at CIN 11/11 (13 att., 0 TD)
103, Miller, HOU vs. CLE 12/02 (19 att., 0 TD)
103, Ingram, NO vs. PHI 11/18 (16 att., 2 TD)
102, Crowell, NYJ at DET 09/10 (10 att., 2 TD)
102, Carson, SEA vs. DAL 09/23 (32 att., 1 TD)
101, Johnson, DET vs. NE 09/23 (16 att., 0 TD)
101, Breida, SF vs. NYG 11/12 (17 att., 1 TD)
101, M. Davis, SEA at ARI 09/30 (21 att., 2 TD)
101, Gore, MIA vs. CHI 10/14 (ot) (15 att., 0 TD)
101, Barkley, NYG at PHI 11/25 (13 att., 1 TD)
100, Miller, HOU at JAX 10/21 (22 att., 1 TD)

WEEK 13 / THROUGH MONDAY, DECEMBER 3, 2018

NFL / LEADING PASSERS

Player, Team	Att	Comp	Pct Comp	Yds	Avg Gain	TD	Pct TD	Long	Int	Pct Int	Rating Points
Brees, N.O.	384	290	75.5	3262	8.49	30	7.8	72t	3	0.8	123.2
Mahomes, K.C.	429	287	66.9	3923	9.14	41	9.6	75t	10	2.3	118.1
Rivers, LA-C	380	265	69.7	3418	8.99	28	7.4	75t	6	1.6	115.7
Wilson, Sea.	326	217	66.6	2716	8.33	29	8.9	66	5	1.5	115.5
Goff, LA-R	414	275	66.4	3754	9.07	27	6.5	70t	7	1.7	109.9
Ryan, Atl.	460	326	70.9	3814	8.29	25	5.4	75t	5	1.1	109.3
Watson, Hou.	364	242	66.5	3031	8.33	21	5.8	73t	9	2.5	101.1
Wentz, Phi.	**369**	**257**	**69.6**	**2846**	**7.71**	**18**	**4.9**	**58**	**7**	**1.9**	**100.6**
Fitzpatrick, T.B.	246	164	66.7	2366	9.62	17	6.9	75t	12	4.9	100.4
Newton, Car.	400	278	69.5	2999	7.50	24	6.0	82	11	2.8	99.8
Rodgers, G.B.	463	286	61.8	3504	7.57	21	4.5	75t	1	0.2	99.3
Cousins, Min.	491	350	71.3	3490	7.11	23	4.7	75t	9	1.8	99.1
Luck, Ind.	489	332	67.9	3360	6.87	32	6.5	68t	12	2.5	98.9
Tannehill, Mia.	178	118	66.3	1313	7.38	13	7.3	75t	6	3.4	98.4
Trubisky, Chi.	321	210	65.4	2469	7.69	20	6.2	70t	9	2.8	97.7
Brady, N.E.	434	286	65.9	3342	7.70	20	4.6	55t	8	1.8	96.8
Prescott, Dal.	364	243	66.8	2675	7.35	14	3.8	90t	5	1.4	95.4
Carr, Oak.	422	292	69.2	3112	7.37	16	3.8	66	8	1.9	95.2
Roethlisberger, Pit.	517	341	66.0	3945	7.63	26	5.0	97t	13	2.5	95.1
Mariota, Ten.	274	188	68.6	2168	7.91	11	4.0	61t	7	2.6	95.0
Manning, NY-G	436	296	67.9	3263	7.48	15	3.4	58	8	1.8	93.7
*Mayfield, Cle.	354	224	63.3	2639	7.45	18	5.1	71	10	2.8	91.1
Winston, T.B.	232	157	67.7	1941	8.37	12	5.2	60t	11	4.7	90.8
Stafford, Det.	439	292	66.5	3086	7.03	18	4.1	67	11	2.5	90.0
Dalton, Cin.	365	226	61.9	2566	7.03	21	5.8	49	11	3.0	89.6
Osweiler, Mia.	178	113	63.5	1247	7.01	6	3.4	75t	4	2.2	86.0
A. Smith, Was.	328	205	62.5	2180	6.65	10	3.0	52	5	1.5	85.7
Keenum, Den.	411	256	62.3	2953	7.18	14	3.4	64t	10	2.4	85.1
Flacco, Bal.	379	232	61.2	2465	6.50	12	3.2	71	6	1.6	84.2
Bortles, Jac.	369	223	60.4	2572	6.97	13	3.5	80t	10	2.7	81.9
Beathard, S.F.	169	102	60.4	1252	7.41	8	4.7	82t	7	4.1	81.8
*Darnold, NY-J	289	159	55.0	1934	6.69	11	3.8	76t	14	4.8	68.3
*Rosen, Ariz	273	148	54.2	1670	6.12	10	3.7	75t	11	4.0	68.2
*Allen, Buf.	191	101	52.9	1223	6.40	5	2.6	75t	7	3.7	66.3

NFL / LEADING PASSERS, RANKS

Player, Team	Att	Comp	Pct Comp	Yds	Avg Gain	TD	Pct TD	Long	Int	Pct Int	Rating Points
Brees, N.O.	14	8	1	11	5	3	3	2	2	1	
Mahomes, K.C.	9	9	12	2	2	1	1	22t	16	2	
Rivers, LA-C	15	14	4	7	4	5	4	8t	7	3	
Wilson, Sea.	24	23	15	18	7	4	2	4t	6	4	
Goff, LA-R	11	13	18	4	3	6	8	11t	9	5	
Ryan, Atl.	5	4	3	3	9	8	13	4t	3	6	
Watson, Hou.	20t	18	17	14	8	11t	11	19t	19	7	
Wentz, Phi.	**17t**	**15**	**5**	**17**	**11**	**16t**	**17**	**11t**	**14**	**8**	
Fitzpatrick, T.B.	29	27	14	25	1	19	6	31t	34	9	
Newton, Car.	13	12	6	15	16	9	10	26t	24	10	
Rodgers, G.B.	4	10t	28	5	15	11t	21	1	1	11	
Cousins, Min.	2	1	2	6	24	10	19	19t	10	12	
Luck, Ind.	3	3	9	8	29	2	7	31t	18	13	
Tannehill, Mia.	32t	31	19	31	20	24t	5	8t	28	14	
Trubisky, Chi.	25	24	22	23	13	14t	9	19t	25	15	
Brady, N.E.	8	10t	21	9	12	14t	20	16t	12	16	
Prescott, Dal.	20t	17	13	19	22	22t	24	4t	4	17	
Carr, Oak.	10	6t	7	12	21	20	26	16t	13	18	
Roethlisberger, Pit.	1	2	20	1	14	7	16	33	21	19	
Mariota, Ten.	27	26	8	27	10	28t	23	11t	22	20	
Manning, NY-G	7	5	10	10	17	21	29	16t	11	21	
*Mayfield, Cle.	22	21	24	20	18	16t	15	22t	26	22	
Winston, T.B.	30	29	11	28	6	26t	14	26t	32	23	
Stafford, Det.	6	6t	16	13	26	16t	22	26t	20	24	
Dalton, Cin.	19	20	27	22	25	11t	12	26t	27	25	
Osweiler, Mia.	32t	32	23	33	27	34	31	3	15	26	
A. Smith, Was.	23	25	25	26	31	30t	33	4t	5	27	
Keenum, Den.	12	16	26	16	23	22t	30	22t	17	28	
Flacco, Bal.	16	19	29	24	32	26t	32	8t	8	29	
Bortles, Jac.	17t	22	30	21	28	24t	28	22t	23	30	
Beathard, S.F.	34	33	31	32	19	32	18	11t	31	31	
*Darnold, NY-J	26	28	32	29	30	28t	25	34	33	32	
*Rosen, Ariz	28	30	33	30	34	30t	27	26t	30	33	
*Allen, Buf.	31	34	34	34	33	35t	34	11t	29	34	

WEEK 13 / THROUGH MONDAY, DECEMBER 3, 2018

NFL / FOURTH-QUARTER PASSING LEADERS

Rank	Player, Team	Att	Comp	Comp%	Yards	YPA	TD	TD%	Int	Int%	Rating
1)	Osweiler, Mia.	46	33	71.7	414	9.00	4	8.7	0	0.0	128.4
2)	Brees, N.O.	78	57	73.1	625	8.01	8	10.3	1	1.3	125.2
3)	Ryan, Atl.	131	102	77.9	1202	9.18	9	6.9	3	2.3	118.3
4)	Winston, T.B.	63	43	68.3	547	8.68	6	9.5	2	3.2	113.7
5)	Fitzpatrick, T.B.	68	45	66.2	631	9.28	6	8.8	2	2.9	113.1
6)	Wilson, Sea.	100	65	65.0	861	8.61	9	9.0	3	3.0	109.6
7)	Luck, Ind.	147	107	72.8	1067	7.26	11	7.5	3	2.0	109.4
8)	Goff, LA-R	88	53	60.2	662	7.52	6	6.8	0	0.0	106.3
9)	Mariota, Ten.	61	40	65.6	479	7.85	3	4.9	0	0.0	105.8
10)	Mahomes, K.C.	85	56	65.9	673	7.92	9	10.6	4	4.7	105.7
11)	Newton, Car.	147	104	70.7	1163	7.91	10	6.8	4	2.7	105.3
12)	Manning, NY-G	144	99	68.8	1118	7.76	8	5.6	2	1.4	104.5
13)	Rodgers, G.B.	136	84	61.8	1131	8.32	6	4.4	0	0.0	102.9
14)	Rivers, LA-C	88	65	73.9	678	7.70	3	3.4	1	1.1	102.4
15)	Watson, Hou.	91	56	61.5	700	7.69	7	7.7	2	2.2	101.9
16)	Brady, N.E.	77	56	72.7	788	10.23	4	5.2	4	5.2	101.0
17)	Cousins, Min.	131	94	71.8	943	7.20	8	6.1	4	3.1	99.5
18)	**Wentz, Phi.**	**94**	**66**	**70.2**	**591**	**6.29**	**5**	**5.3**	**2**	**2.1**	**95.7**
19)	Keenum, Den.	124	86	69.4	975	7.86	4	3.2	3	2.4	93.3
20)	Trubisky, Chi.	69	42	60.9	520	7.54	4	5.8	2	2.9	91.5
21)	Stafford, Det.	138	90	65.2	965	6.99	8	5.8	5	3.6	89.8
22)	*Mayfield, Cle.	99	62	62.6	737	7.44	5	5.1	3	3.0	89.5
23)	Carr, Oak.	118	75	63.6	799	6.77	5	4.2	3	2.5	86.8
24)	Roethlisberger, Pit.	122	72	59.0	823	6.75	5	4.1	2	1.6	86.2
25)	Prescott, Dal.	110	69	62.7	729	6.63	2	1.8	1	0.9	84.2
26)	Driskel, Cin.	37	24	64.9	237	6.41	0	0.0	0	0.0	82.8
27)	A. Smith, Was.	60	39	65.0	377	6.28	1	1.7	1	1.7	81.0
28)	Flacco, Bal.	86	50	58.1	447	5.20	2	2.3	0	0.0	79.9
29)	Gabbert, Ten.	33	20	60.6	224	6.79	1	3.0	1	3.0	78.3
30)	Tannehill, Mia.	40	23	57.5	317	7.93	3	7.5	3	7.5	76.8
31)	*Rosen, Ariz	97	58	59.8	656	6.76	4	4.1	4	4.1	76.7
32)	*Allen, Buf.	55	32	58.2	348	6.33	2	3.6	2	3.6	73.9
33)	Dalton, Cin.	92	55	59.8	612	6.65	2	2.2	3	3.3	73.3
34)	Bradford, Ariz	32	24	75.0	155	4.84	0	0.0	1	3.1	71.7
35)	Bortles, Jac.	113	62	54.9	722	6.39	2	1.8	4	3.5	65.6
36)	Mullens, S.F.	48	30	62.5	378	7.88	1	2.1	4	8.3	59.2
37)	*Darnold, NY-J	94	50	53.2	624	6.64	3	3.2	7	7.4	53.7
38)	Beathard, S.F.	54	28	51.9	297	5.50	1	1.9	3	5.6	51.2
39)	McCown, NY-J	34	16	47.1	104	3.06	0	0.0	2	5.9	29.5

NFL / THIRD-DOWN PASSING LEADERS

Rank	Player, Team	Att	Comp	Comp%	Yards	YPA	TD	TD%	Int	Int%	Rating
1)	Brees, N.O.	88	59	67.0	580	6.59	9	10.2	1	1.1	114.8
2)	Wilson, Sea.	95	55	57.9	759	7.99	13	13.7	2	2.1	114.4
3)	Mahomes, K.C.	90	56	62.2	851	9.46	9	10.0	3	3.3	112.8
4)	Ryan, Atl.	111	81	73.0	983	8.86	5	4.5	1	0.9	111.1
5)	Manning, NY-G	118	83	70.3	882	7.47	7	5.9	1	0.8	108.1
6)	Rodgers, G.B.	103	58	56.3	966	9.38	4	3.9	0	0.0	101.0
7)	Flacco, Bal.	91	55	60.4	599	6.58	6	6.6	1	1.1	97.3
8)	Carr, Oak.	100	65	65.0	737	7.37	3	3.0	0	0.0	97.0
9)	Luck, Ind.	129	88	68.2	937	7.26	8	6.2	4	3.1	96.9
10)	Goff, LA-R	92	61	66.3	752	8.17	6	6.5	4	4.3	95.0
11)	Cousins, Min.	122	78	63.9	780	6.39	6	4.9	1	0.8	95.0
12)	**Wentz, Phi.**	**87**	**52**	**59.8**	**577**	**6.63**	**4**	**4.6**	**0**	**0.0**	**94.9**
13)	Brady, N.E.	94	47	50.0	629	6.69	10	10.6	3	3.2	93.8
14)	Mariota, Ten.	79	47	59.5	573	7.25	4	5.1	1	1.3	93.5
15)	Watson, Hou.	105	63	60.0	809	7.70	6	5.7	3	2.9	91.3
16)	Prescott, Dal.	99	65	65.7	654	6.61	3	3.0	1	1.0	90.2
17)	Rivers, LA-C	102	61	59.8	794	7.78	8	7.8	5	4.9	90.1
18)	Trubisky, Chi.	74	45	60.8	461	6.23	5	6.8	2	2.7	90.0
19)	Newton, Car.	81	48	59.3	479	5.91	7	8.6	3	3.7	89.5
20)	A. Smith, Was.	98	62	63.3	749	7.64	3	3.1	2	2.0	88.4
21)	Roethlisberger, Pit.	120	77	64.2	866	7.22	6	5.0	5	4.2	84.9
22)	*Mayfield, Cle.	94	57	60.6	704	7.49	4	4.3	3	3.2	84.7
23)	Bortles, Jac.	105	59	56.2	708	6.74	3	2.9	1	1.0	82.6
24)	*Darnold, NY-J	82	40	48.8	534	6.51	5	6.1	2	2.4	80.0
25)	Keenum, Den.	100	55	55.0	607	6.07	3	3.0	1	1.0	79.0
26)	Dalton, Cin.	81	40	49.4	459	5.67	6	7.4	3	3.7	76.1
27)	Stafford, Det.	111	65	58.6	744	6.70	6	5.4	6	5.4	74.3
28)	*Rosen, Ariz	81	38	46.9	386	4.77	4	4.9	3	3.7	62.1
29)	*Allen, Buf.	60	27	45.0	329	5.48	0	0.0	4	6.7	34.7

WEEK 13 / THROUGH MONDAY, DECEMBER 3, 2018

NFL / LEADING RUSHERS

Rank	Player, Team	Att	Yards	Avg	Long	TD
1)	Gurley, LA-R	233	1175	5.0	36	15
2)	Elliott, Dal.	240	1150	4.8	41	6
3)	*Barkley, NY-G	195	954	4.9	68t	8
4)	*Lindsay, Den.	154	937	6.1	65t	8
5)	Conner, Pit.	201	909	4.5	30	12
6)	Miller, Hou.	176	876	5.0	97t	3
7)	McCaffrey, Car.	163	863	5.3	59	5
8)	Peterson, Was.	192	856	4.5	90t	7
9)	Hunt, K.C.	181	824	4.6	45	7
10)	Gordon, LA-C	153	802	5.2	34t	9
11)	Da. Johnson, Ariz	205	761	3.7	53	6
12)	Mixon, Cin.	154	755	4.9	43	5
13)	Breida, S.F.	132	744	5.6	66t	3
14)	Kamara, N.O.	161	742	4.6	49t	11
15)	Carson, Sea.	157	704	4.5	24	4
16)	*Chubb, Cle.	131	694	5.3	92t	7
17)	Crowell, NY-J	141	680	4.8	77t	6
18)	*Michel, N.E.	144	649	4.5	34t	5
19)	A. Jones, G.B.	112	642	5.7	67	7
20)	*Johnson, Det.	118	641	5.4	71	3
21)	Barber, T.B.	169	635	3.8	28	4
22)	Gore, Mia.	139	616	4.4	39	0
23)	Howard, Chi.	178	612	3.4	25	5
24)	Mack, Ind.	117	583	5.0	49	4
25)	Coleman, Atl.	128	514	4.0	36	2
26)	Hyde, Cle.-Jac.	154	511	3.3	22	5
27)	McCoy, Buf.	143	478	3.3	28t	2
28)	Henry, Ten.	128	474	3.7	16	5
29)	Ingram, N.O.	97	467	4.8	38	4
30)	Murray, Min.	111	466	4.2	38t	5
31)	D. Lewis, Ten.	135	464	3.4	36	1
32)	Newton, Car. (QB)	91	450	4.9	29	4
33)	Blue, Hou.	128	446	3.5	17	1
34)	Martin, Oak.	105	445	4.2	29	2
35)	Drake, Mia.	96	439	4.6	54t	4
36)	Ekeler, LA-C	83	430	5.2	32	1
37)	Collins, Bal.	114	411	3.6	19	7
38)	*L. Jackson, Bal. (QB)	82	404	4.9	39	3
39)	Yeldon, Jac.	100	401	4.0	20	1
40)	*Freeman, Den.	96	397	4.1	24	5
41)	M. Davis, Sea.	90	396	4.4	37	3
42)	*Allen, Buf. (QB)	57	389	6.8	45	4
43)	*Edwards, Bal.	76	379	5.0	19	1
44t)	***Adams, Phi.**	**76**	**376**	**4.9**	**29**	**2**
44t)	Lynch, Oak.	90	376	4.2	52	3
46)	Watson, Hou. (QB)	69	375	5.4	34	2
47)	*Penny, Sea.	73	369	5.1	38	2
48)	Trubisky, Chi. (QB)	51	363	7.1	39	3
49)	Powell, NY-J	80	343	4.3	38	0
50)	Blount, Det.	113	332	2.9	27	5

WEEK 13 / THROUGH MONDAY, DECEMBER 3, 2018

NFL / THIRD-AND-ONE RUSHING LEADERS

Rank	Player, Team	Att	FD	Pct
1t)	Mariota, Ten.	8	8	100.0
1t)	Flacco, Bal.	7	7	100.0
1t)	Brees, N.O.	4	4	100.0
1t)	*Darnold, NY-J	4	4	100.0
1t)	A. Jones, G.B.	4	4	100.0
1t)	Trubisky, Chi.	4	4	100.0
1t)	*Allen, Buf.	3	3	100.0
1t)	Bortles, Jac.	3	3	100.0
1t)	Brady, N.E.	3	3	100.0
1t)	Breida, S.F.	3	3	100.0
1t)	*Edwards, Bal.	3	3	100.0
1t)	*L. Jackson, Bal.	3	3	100.0
1t)	Mahomes, K.C.	3	3	100.0
1t)	Morris, S.F.	3	3	100.0
1t)	Ryan, Atl.	3	3	100.0
16t)	*Barkley, NY-G	7	6	85.7
16t)	Da. Johnson, Ariz	7	6	85.7
16t)	Peterson, Was.	7	6	85.7
19t)	Fournette, Jac.	6	5	83.3
19t)	Gordon, LA-C	6	5	83.3
19t)	*Lindsay, Den.	6	5	83.3
19t)	Newton, Car.	6	5	83.3
23t)	Carson, Sea.	11	9	81.8
23t)	Conner, Pit.	11	9	81.8
25t)	Henry, Ten.	5	4	80.0
25t)	Kamara, N.O.	5	4	80.0
27)	Mixon, Cin.	9	7	77.8
28t)	Barber, T.B.	4	3	75.0
28t)	Collins, Bal.	4	3	75.0
28t)	Roethlisberger, Pit.	4	3	75.0
28t)	*Wilkins, Ind.	4	3	75.0
32)	*Michel, N.E.	15	11	73.3
33)	Elliott, Dal.	17	12	70.6
34)	Gurley, LA-R	10	7	70.0
35t)	Blount, Det.	6	4	66.7
35t)	*Freeman, Den.	6	4	66.7
35t)	Lynch, Oak.	6	4	66.7
35t)	Yeldon, Jac.	6	4	66.7
39)	Blue, Hou.	8	5	62.5
40t)	Hyde, Cle.-Jac.	5	3	60.0
40t)	Ingram, N.O.	5	3	60.0
40t)	Mack, Ind.	5	3	60.0
40t)	Martin, Oak.	5	3	60.0
44t)	Howard, Chi.	10	5	50.0
44t)	Coleman, Atl.	6	3	50.0
44t)	Crowell, NY-J	6	3	50.0
44t)	McCaffrey, Car.	6	3	50.0

WEEK 13 / THROUGH MONDAY, DECEMBER 3, 2018

NFL / LEADERS IN RECEPTIONS

Rank	Player, Team	Rec	Yards	Avg	Long	TD
1)	Thielen, Min.	98	1166	11.9	68	9
2)	**Ertz, Phi. (TE)**	**93**	**978**	**10.5**	**34**	**6**
3)	Thomas, N.O.	91	1120	12.3	72t	8
4)	J. Jones, Atl.	86	1323	15.4	58	3
5)	D. Adams, G.B.	85	1115	13.1	57	11
6)	Diggs, Min.	84	839	10.0	75t	6
7t)	Smith-Schuster, Pit.	83	1104	13.3	97t	4
7t)	Allen, LA-C	83	996	12.0	54	5
9)	Brown, Pit.	81	1028	12.7	78t	12
10t)	Hopkins, Hou.	80	1115	13.9	49t	8
10t)	McCaffrey, Car. (RB)	80	663	8.3	38	6
12)	Kelce, K.C. (TE)	79	1082	13.7	43	9
13)	Beckham, NY-G	77	1052	13.7	51	6
14t)	White, N.E. (RB)	74	659	8.9	42	6
14t)	*Barkley, NY-G (RB)	74	602	8.1	57t	4
16)	Sanders, Den.	71	868	12.2	64t	4
17)	Boyd, Cin.	69	938	13.6	49	6
18t)	M. Evans, T.B.	66	1121	17.0	72t	5
18t)	Hill, K.C.	66	1119	17.0	75t	11
18t)	Landry, Cle.	66	733	11.1	39	2
21)	Kamara, N.O. (RB)	65	555	8.5	37t	4
22)	Woods, LA-R	64	971	15.2	36	5
23)	Cooks, LA-R	63	1026	16.3	57	3
24t)	Kittle, S.F. (TE)	62	893	14.4	82t	3
24t)	**Tate, Det.-Phi.**	**62**	**699**	**11.3**	**67**	**4**
26)	Hooper, Atl. (TE)	60	520	8.7	36	4
27)	Cohen, Chi. (RB)	59	659	11.2	70t	4
28)	Richard, Oak. (RB)	56	478	8.5	32	0
29)	Golladay, Det.	55	854	15.5	60	5
30t)	Cook, Oak. (TE)	54	709	13.1	45	6
30t)	Ebron, Ind. (TE)	54	589	10.9	53t	11
30t)	Reed, Was. (TE)	54	558	10.3	34	2
30t)	Gabriel, Chi.	54	544	10.1	54	2
34t)	Hilton, Ind.	53	787	14.8	68t	6
34t)	Humphries, T.B.	53	606	11.4	51	5
34t)	Yeldon, Jac. (RB)	53	472	8.9	37	4
34t)	Elliott, Dal. (RB)	53	423	8.0	38t	3
38t)	C. Davis, Ten.	52	744	14.3	51	4
38t)	Cooper, Oak.-Dal.	52	704	13.5	90t	4
38t)	S. Shepard, NY-G	52	638	12.3	58	3
38t)	Conner, Pit. (RB)	52	467	9.0	29	1
42t)	**Agholor, Phi.**	**51**	**523**	**10.3**	**58**	**1**
42t)	Snead, Bal.	51	507	9.9	26	1
42t)	Riddick, Det. (RB)	51	338	6.6	20	0
45)	*Ridley, Atl.	50	647	12.9	75t	8
46t)	Godwin, T.B.	49	676	13.8	48	5
46t)	*Hines, Ind. (RB)	49	298	6.1	21	2
48t)	Crabtree, Bal.	48	536	11.2	27	3
48t)	Amendola, Mia.	48	469	9.8	39	1
48t)	Beasley, Dal.	48	468	9.8	21	2

WEEK 13 / THROUGH MONDAY, DECEMBER 3, 2018

NFL / RECEIVING YARDAGE LEADERS

Rank	Player, Team	Yards	Rec	Avg	Long	TD
1)	J. Jones, Atl.	1323	86	15.4	58	3
2)	Thielen, Min.	1166	98	11.9	68	9
3)	M. Evans, T.B.	1121	66	17.0	72t	5
4)	Thomas, N.O.	1120	91	12.3	72t	8
5)	Hill, K.C.	1119	66	17.0	75t	11
6t)	D. Adams, G.B.	1115	85	13.1	57	11
6t)	Hopkins, Hou.	1115	80	13.9	49t	8
8)	Smith-Schuster, Pit.	1104	83	13.3	97t	4
9)	Kelce, K.C. (TE)	1082	79	13.7	43	9
10)	Beckham, NY-G	1052	77	13.7	51	6
11)	Brown, Pit.	1028	81	12.7	78t	12
12)	Cooks, LA-R	1026	63	16.3	57	3
13)	Allen, LA-C	996	83	12.0	54	5
14)	**Ertz, Phi. (TE)**	**978**	**93**	**10.5**	**34**	**6**
15)	Woods, LA-R	971	64	15.2	36	5
16)	Boyd, Cin.	938	69	13.6	49	6
17)	Kittle, S.F. (TE)	893	62	14.4	82t	3
18)	Sanders, Den.	868	71	12.2	64t	4
19)	Golladay, Det.	854	55	15.5	60	5
20)	Diggs, Min.	839	84	10.0	75t	6
21)	Hilton, Ind.	787	53	14.8	68t	6
22)	Jackson, T.B.	750	40	18.8	75t	4
23)	C. Davis, Ten.	744	52	14.3	51	4
24)	Landry, Cle.	733	66	11.1	39	2
25)	Lockett, Sea.	713	44	16.2	52t	9
26)	Cook, Oak. (TE)	709	54	13.1	45	6
27)	Cooper, Oak.-Dal.	704	52	13.5	90t	4
28)	**Tate, Det.-Phi.**	**699**	**62**	**11.3**	**67**	**4**
29)	Green, Cin.	694	46	15.1	38t	6
30)	Godwin, T.B.	676	49	13.8	48	5
31)	McCaffrey, Car. (RB)	663	80	8.3	38	6
32t)	Cohen, Chi. (RB)	659	59	11.2	70t	4
32t)	White, N.E. (RB)	659	74	8.9	42	6
34)	J. Brown, Bal.	649	36	18.0	71	4
35)	*Ridley, Atl.	647	50	12.9	75t	8
36)	S. Shepard, NY-G	638	52	12.3	58	3
37)	Gordon, Cle.-N.E.	622	35	17.8	55t	4
38)	*Moore, Car.	609	42	14.5	82	2
39)	Humphries, T.B.	606	53	11.4	51	5
40)	*Barkley, NY-G (RB)	602	74	8.1	57t	4
41)	*Kirk, Ariz	590	43	13.7	75t	3
42)	Ebron, Ind. (TE)	589	54	10.9	53t	11
43)	Sanu, Atl.	583	45	13.0	43t	3
44)	Robinson, Chi.	573	41	14.0	39	4
45)	Kupp, LA-R	566	40	14.2	70t	6
46)	Howard, T.B. (TE)	565	34	16.6	75t	5
47t)	Reed, Was. (TE)	558	54	10.3	34	2
47t)	*Sutton, Den.	558	28	19.9	42	3
49)	Moncrief, Jac.	557	37	15.1	80t	3
50)	Kamara, N.O. (RB)	555	65	8.5	37t	4

WEEK 13 / THROUGH MONDAY, DECEMBER 3, 2018

NFL / THIRD-DOWN RECEIVING LEADERS

Rank	Player, Team	Rec	Yards	Avg	Long	TD
1)	Thielen, Min.	26	284	10.9	34	1
2)	J. Jones, Atl.	25	337	13.5	35t	2
3t)	Hopkins, Hou.	22	295	13.4	34	3
3t)	Boyd, Cin.	22	276	12.5	32	2
5t)	D. Adams, G.B.	21	394	18.8	57	2
5t)	Hilton, Ind.	21	271	12.9	42	4
7t)	Beckham, NY-G	20	267	13.4	44	4
7t)	**Tate, Det.-Phi.**	**20**	**261**	**13.1**	**67**	**1**
7t)	Brown, Pit.	20	204	10.2	33	1
7t)	*Barkley, NY-G (RB)	20	159	8.0	21	0
11t)	Allen, LA-C	19	292	15.4	54	1
11t)	C. Davis, Ten.	19	272	14.3	48t	3
11t)	*Ridley, Atl.	19	266	14.0	50	3
11t)	Thomas, N.O.	19	240	12.6	72t	2
11t)	Landry, Cle.	19	206	10.8	39	0
11t)	Smith-Schuster, Pit.	19	180	9.5	29	1
17t)	Ebron, Ind. (TE)	18	216	12.0	28	3
17t)	Beasley, Dal.	18	196	10.9	21	1
17t)	Z. Jones, Buf.	18	170	9.4	22	2
17t)	Elliott, Dal. (RB)	18	94	5.2	13	1
21t)	M. Evans, T.B.	17	300	17.6	50t	1
21t)	Woods, LA-R	17	241	14.2	35	1
21t)	Westbrook, Jac.	17	203	11.9	25	1
24t)	*Kirk, Ariz	16	242	15.1	59t	2
24t)	Cook, Oak. (TE)	16	222	13.9	32	1
24t)	Reed, Was. (TE)	16	178	11.1	34	1
24t)	Cooks, LA-R	16	172	10.8	24	0
24t)	Yeldon, Jac. (RB)	16	151	9.4	37	1
24t)	Diggs, Min.	16	142	8.9	24	2
24t)	Kamara, N.O. (RB)	16	132	8.3	19	2
31t)	Hill, K.C.	15	205	13.7	34	3
31t)	Cooper, Oak.-Dal.	15	198	13.2	40t	1
31t)	S. Shepard, NY-G	15	176	11.7	53	2
31t)	White, N.E. (RB)	15	131	8.7	16	3
31t)	**Ertz, Phi. (TE)**	**15**	**122**	**8.1**	**18**	**1**
36t)	Lockett, Sea.	14	251	17.9	52t	3
36t)	Sanu, Atl.	14	166	11.9	16	0
36t)	**Jeffery, Phi.**	**14**	**150**	**10.7**	**31**	**3**
36t)	Drake, Mia. (RB)	14	146	10.4	33t	1
36t)	Johnson, Cle. (RB)	14	123	8.8	32	2
36t)	McCaffrey, Car. (RB)	14	121	8.6	22	2
42t)	Kelce, K.C. (TE)	13	257	19.8	43	0
42t)	McDonald, Pit. (TE)	13	183	14.1	75t	2
42t)	Kittle, S.F. (TE)	13	162	12.5	18	1
42t)	Kearse, NY-J	13	160	12.3	19	1
42t)	Snead, Bal.	13	153	11.8	24	0
42t)	Rudolph, Min. (TE)	13	140	10.8	24	0
42t)	Fitzgerald, Ariz	13	123	9.5	32	1
42t)	Allen, Bal. (RB)	13	90	6.9	16	2
50t)	Golladay, Det.	12	194	16.2	36	1
50t)	Godwin, T.B.	12	154	12.8	25	4
50t)	Graham, G.B. (TE)	12	149	12.4	34	1
50t)	Crabtree, Bal.	12	124	10.3	20	2
50t)	Amendola, Mia.	12	116	9.7	24t	1
50t)	Humphries, T.B.	12	102	8.5	15	1
50t)	Riddick, Det. (RB)	12	94	7.8	20	0
50t)	Cohen, Chi. (RB)	12	71	5.9	11	1

WEEK 13 / THROUGH MONDAY, DECEMBER 3, 2018

NFL / LEADING SCORERS, NONKICKERS

Rank	Player, Team	TD	Rush	Rec	Ret	X2	Pts
1)	Gurley, LA-R (RB)	19	15	4	0	3	120
2)	Kamara, N.O. (RB)	15	11	4	0	2	94
3)	Hunt, K.C. (RB)	14	7	7	0	0	84
4t)	Conner, Pit. (RB)	13	12	1	0	2	82
4t)	Gordon, LA-C (RB)	13	9	4	0	2	82
6)	*Barkley, NY-G (RB)	12	8	4	0	1	74
7t)	Brown, Pit. (WR)	12	0	12	0	0	72
7t)	Ebron, Ind. (TE)	12	1	11	0	0	72
7t)	Hill, K.C. (WR)	12	0	11	1	0	72
10t)	D. Adams, G.B. (WR)	11	0	11	0	0	66
10t)	McCaffrey, Car. (RB)	11	5	6	0	0	66
12)	White, N.E. (RB)	10	4	6	0	0	60
13)	Thielen, Min. (WR)	9	0	9	0	1	56
14t)	*Chubb, Cle. (RB)	9	7	2	0	0	54
14t)	Elliott, Dal. (RB)	9	6	3	0	0	54
14t)	Kelce, K.C. (TE)	9	0	9	0	0	54
14t)	*Lindsay, Den. (RB)	9	8	1	0	0	54
14t)	Lockett, Sea. (WR)	9	0	9	0	0	54
19t)	Collins, Bal. (RB)	8	7	1	0	0	48
19t)	Drake, Mia. (RB)	8	4	4	0	0	48
19t)	Hopkins, Hou. (WR)	8	0	8	0	0	48
19t)	Da. Johnson, Ariz (RB)	8	6	2	0	0	48
19t)	A. Jones, G.B. (RB)	8	7	1	0	0	48
19t)	Peterson, Was. (RB)	8	7	1	0	0	48
19t)	*Ridley, Atl. (WR)	8	0	8	0	0	48
19t)	Thomas, N.O. (WR)	8	0	8	0	0	48
27t)	Coleman, Atl. (RB)	7	2	5	0	0	42
27t)	M. Williams, LA-C (WR)	7	0	7	0	0	42
29)	Diggs, Min. (WR)	6	0	6	0	1	38
30t)	Beckham, NY-G (WR)	6	0	6	0	0	36
30t)	Boyd, Cin. (WR)	6	0	6	0	0	36
30t)	Cohen, Chi. (RB)	6	2	4	0	0	36
30t)	Cook, Oak. (TE)	6	0	6	0	0	36
30t)	Crowell, NY-J (RB)	6	6	0	0	0	36
30t)	**Ertz, Phi. (TE)**	**6**	**0**	**6**	**0**	**0**	**36**
30t)	M. Evans, T.B. (WR)	6	0	5	1	0	36
30t)	Green, Cin. (WR)	6	0	6	0	0	36
30t)	Hilton, Ind. (WR)	6	0	6	0	0	36
30t)	Kupp, LA-R (WR)	6	0	6	0	0	36
30t)	*A. Miller, Chi. (WR)	6	0	6	0	0	36
30t)	Mixon, Cin. (RB)	6	5	1	0	0	36
30t)	Samuel, Car. (WR)	6	2	4	0	0	36
43)	Mack, Ind. (RB)	5	4	1	0	2	34
44t)	Allen, LA-C (WR)	5	0	5	0	1	32
44t)	T. Burton, Chi. (TE)	5	0	5	0	1	32
44t)	Fitzgerald, Ariz (WR)	5	0	5	0	1	32
44t)	Godwin, T.B. (WR)	5	0	5	0	1	32
44t)	Murray, Min. (RB)	5	5	0	0	1	32
44t)	Prescott, Dal. (QB)	5	5	0	0	1	32
44t)	Stills, Mia. (WR)	5	0	5	0	1	32

WEEK 13 / THROUGH MONDAY, DECEMBER 3, 2018

NFL / LEADING SCORERS, KICKERS

Rank	Player, Team	PAT	FG	Pct	Long	Pts
1)	Fairbairn, Hou.	29/30	29/34	.853	54	116
2)	Lutz, N.O.	44/45	23/24	.958	54	113
3)	Butker, K.C.	51/55	19/20	.950	50	108
4)	Myers, NY-J	21/22	28/30	.933	56	105
5t)	Gostkowski, N.E.	37/37	22/26	.846	52	103
5t)	Tucker, Bal.	28/29	25/27	.926	56	103
7)	Rosas, NY-G	21/21	26/27	.963	57	99
8)	Maher, Dal.	23/24	24/28	.857	55	95
9)	Crosby, G.B.	27/29	22/29	.759	53	93
10t)	Parkey, Chi.	35/37	19/24	.792	50	92
10t)	Prater, Det.	23/23	23/26	.885	54	92
12)	Gould, S.F.	20/22	23/24	.958	53	89
13)	Janikowski, Sea.	37/39	16/20	.800	56	85
14t)	Hopkins, Was.	23/24	20/23	.870	56	83
14t)	Succop, Ten.	20/21	21/24	.875	54	83
14t)	Vinatieri, Ind.	32/34	17/21	.810	54	83
17t)	**Elliott, Phi.**	**23/23**	**19/23**	**.826**	**56**	**80**
17t)	Zuerlein, LA-R	23/24	19/21	.905	56	80
19)	McManus, Den.	30/30	16/20	.800	53	78
20)	Lambo, Jac.	18/19	19/21	.905	57	75
21)	*Sanders, Mia.	26/27	16/17	.941	50	74
22)	Gano, Car.	30/33	14/16	.875	63	72
23)	Bailey, Min.	20/21	16/22	.727	52	68
24t)	Boswell, Pit.	36/41	10/14	.714	50	66
24t)	Hauschka, Buf.	15/16	17/19	.895	54	66
26)	Bryant, Atl.	20/21	15/15	1.000	57	65
27)	Bullock, Cin.	34/36	10/14	.714	51	64
28)	Catanzaro, T.B.	23/27	11/15	.733	59	56
29)	*Joseph, Cle.	16/18	11/13	.846	51	49
30)	*Badgley, LA-C	18/19	10/11	.909	46	48
31)	*Carlson, Min.-Oak.	17/17	10/14	.714	50	47
32)	Santos, LA-R-T.B.	16/17	8/ 9	.889	41	40
33)	Sturgis, LA-C	9/15	9/13	.692	49	36
34)	Dawson, Ariz	15/15	5/ 8	.625	43	30
35t)	*McCrane, Oak.-Ariz	8/ 8	5/ 9	.556	44	23
35t)	Tavecchio, Atl.	8/ 8	5/ 5	1.000	56	23
37)	Nugent, Oak.	4/ 5	6/ 6	1.000	52	22
38)	Gonzalez, Cle.-Ariz	5/ 7	4/ 7	.571	44	17
39)	Ficken, LA-R	10/10	1/ 3	.333	34	13
40)	Hekker, LA-R	1/ 1	1/ 1	1.000	20	4

WEEK 13 / THROUGH MONDAY, DECEMBER 3, 2018

NFL / TOUCHBACKS ON KICKOFFS

Rank	Player, Team	TB
1)	Butker, K.C.	57
2)	Parkey, Chi.	54
3)	Lutz, N.O.	50
4)	Myers, NY-J	48
5)	Gano, Car.	47
6t)	**Elliott, Phi.**	**45**
6t)	Hopkins, Was.	45
8t)	Fairbairn, Hou.	44
8t)	Sanchez, Ind.	44
8t)	*Sanders, Mia.	44
8t)	Tucker, Bal.	44
12)	Maher, Dal.	42
13)	Pinion, S.F.	41
14)	Gostkowski, N.E.	40
15t)	Boswell, Pit.	39
15t)	Catanzaro, T.B.	39
15t)	Zuerlein, LA-R	39
18t)	Bosher, Atl.	37
18t)	Bullock, Cin.	37
18t)	Rosas, NY-G	37
18t)	Succop, Ten.	37
22t)	Crosby, G.B.	36
22t)	McManus, Den.	36
24)	Lambo, Jac.	35
25)	*Joseph, Cle.	34
26)	Janikowski, Sea.	31
27)	Martin, Det.	30
28)	Hauschka, Buf.	27
29)	*Carlson, Min.-Oak.	24
30)	Bailey, Min.	22
31)	Sturgis, LA-C	18
32)	Dawson, Ariz	14
33)	Santos, LA-R-T.B.	13
34)	Ficken, LA-R	11
35)	*Badgley, LA-C	8
36)	Gonzalez, Cle.-Ariz	7
37)	Nugent, Oak.	6
38)	*McCrane, Oak.-Ariz	5
39)	Hekker, LA-R	2

WEEK 13 / THROUGH MONDAY, DECEMBER 3, 2018

NFL / MOST YARDS FROM SCRIMMAGE

		Total			Rushing			Receiving		
Rank	Player, Team	Yards	Att+Rec	Avg	Yards	Att	Avg	Yards	Rec	Avg
1)	Gurley, LA-R (RB)	1649	279	5.9	1175	233	5.0	474	46	10.3
2)	Elliott, Dal. (RB)	1573	293	5.4	1150	240	4.8	423	53	8.0
3)	*Barkley, NY-G (RB)	1556	269	5.8	954	195	4.9	602	74	8.1
4)	McCaffrey, Car. (RB)	1526	243	6.3	863	163	5.3	663	80	8.3
5)	Conner, Pit. (RB)	1376	253	5.4	909	201	4.5	467	52	9.0
6)	J. Jones, Atl. (WR)	1335	88	15.2	12	2	6.0	1323	86	15.4
7)	Kamara, N.O. (RB)	1297	226	5.7	742	161	4.6	555	65	8.5
8)	Gordon, LA-C (RB)	1255	197	6.4	802	153	5.2	453	44	10.3
9)	Hill, K.C. (WR)	1237	81	15.3	118	15	7.9	1119	66	17.0
10)	Hunt, K.C. (RB)	1202	207	5.8	824	181	4.6	378	26	14.5
11)	Thielen, Min. (WR)	1186	100	11.9	20	2	10.0	1166	98	11.9
12)	*Lindsay, Den. (RB)	1126	179	6.3	937	154	6.1	189	25	7.6
13)	M. Evans, T.B. (WR)	1121	66	17.0	0	0	---	1121	66	17.0
14)	Thomas, N.O. (WR)	1120	91	12.3	0	0	---	1120	91	12.3
15)	Smith-Schuster, Pit. (WR)	1117	84	13.3	13	1	13.0	1104	83	13.3
16)	D. Adams, G.B. (WR)	1115	85	13.1	0	0	---	1115	85	13.1
17)	Hopkins, Hou. (WR)	1108	81	13.7	-7	1	-7.0	1115	80	13.9
18)	Woods, LA-R (WR)	1093	79	13.8	122	15	8.1	971	64	15.2
19)	Da. Johnson, Ariz (RB)	1089	240	4.5	761	205	3.7	328	35	9.4
20)	Kelce, K.C. (TE)	1082	79	13.7	0	0	---	1082	79	13.7
21t)	Allen, LA-C (WR)	1071	91	11.8	75	8	9.4	996	83	12.0
21t)	Beckham, NY-G (WR)	1071	82	13.1	19	5	3.8	1052	77	13.7
23)	Cooks, LA-R (WR)	1067	70	15.2	41	7	5.9	1026	63	16.3
24)	Peterson, Was. (RB)	1033	208	5.0	856	192	4.5	177	16	11.1
25)	Brown, Pit. (WR)	1028	81	12.7	0	0	---	1028	81	12.7
26)	Miller, Hou. (RB)	1020	194	5.3	876	176	5.0	144	18	8.0
27)	Mixon, Cin. (RB)	1011	187	5.4	755	154	4.9	256	33	7.8
28)	White, N.E. (RB)	988	150	6.6	329	76	4.3	659	74	8.9
29)	**Ertz, Phi. (TE)**	**978**	**93**	**10.5**	**0**	**0**	**---**	**978**	**93**	**10.5**
30)	Cohen, Chi. (RB)	974	133	7.3	315	74	4.3	659	59	11.2
31)	Breida, S.F. (RB)	953	153	6.2	744	132	5.6	209	21	10.0
32)	Boyd, Cin. (WR)	941	71	13.3	3	2	1.5	938	69	13.6
33)	Sanders, Den. (WR)	921	75	12.3	53	4	13.3	868	71	12.2
34)	Kittle, S.F. (TE)	903	63	14.3	10	1	10.0	893	62	14.4
35)	Diggs, Min. (WR)	887	92	9.6	48	8	6.0	839	84	10.0
36)	Yeldon, Jac. (RB)	873	153	5.7	401	100	4.0	472	53	8.9
37)	Golladay, Det. (WR)	862	56	15.4	8	1	8.0	854	55	15.5
38)	*Johnson, Det. (RB)	854	150	5.7	641	118	5.4	213	32	6.7
39)	Carson, Sea. (RB)	831	170	4.9	704	157	4.5	127	13	9.8
40)	Crowell, NY-J (RB)	830	161	5.2	680	141	4.8	150	20	7.5
41)	*Chubb, Cle. (RB)	827	143	5.8	694	131	5.3	133	12	11.1
42)	A. Jones, G.B. (RB)	820	135	6.1	642	112	5.7	178	23	7.7
43)	Ekeler, LA-C (RB)	806	120	6.7	430	83	5.2	376	37	10.2
44)	C. Davis, Ten. (WR)	798	56	14.3	54	4	13.5	744	52	14.3
45)	Hilton, Ind. (WR)	787	53	14.8	0	0	---	787	53	14.8
46)	Coleman, Atl. (RB)	785	158	5.0	514	128	4.0	271	30	9.0
47)	Jackson, T.B. (WR)	775	45	17.2	25	5	5.0	750	40	18.8
48)	D. Lewis, Ten. (RB)	773	180	4.3	464	135	3.4	309	45	6.9
49)	Lockett, Sea. (WR)	771	53	14.5	58	9	6.4	713	44	16.2
50)	*Moore, Car. (WR)	759	53	14.3	150	11	13.6	609	42	14.5

WEEK 13 / THROUGH MONDAY, DECEMBER 3, 2018

NFL / LEADERS IN FIRST DOWNS

Rank	Player, Team	Rush	Rec	Tot
1)	Gurley, LA-R (RB)	64	21	85
2t)	Elliott, Dal. (RB)	59	14	73
2t)	Kamara, N.O. (RB)	48	25	73
4)	McCaffrey, Car. (RB)	41	31	72
5)	Conner, Pit. (RB)	52	19	71
6)	Thielen, Min. (WR)	1	64	65
7)	Gordon, LA-C (RB)	44	20	64
8t)	*Barkley, NY-G (RB)	40	23	63
8t)	Hunt, K.C. (RB)	46	17	63
8t)	J. Jones, Atl. (WR)	1	62	63
11t)	Da. Johnson, Ariz (RB)	41	18	59
11t)	Thomas, N.O. (WR)	0	59	59
11t)	Woods, LA-R (WR)	6	53	59
14)	Allen, LA-C (WR)	4	52	56
15)	Hopkins, Hou. (WR)	0	55	55
16t)	**Ertz, Phi. (TE)**	**0**	**54**	**54**
16t)	White, N.E. (RB)	18	36	54
18t)	Beckham, NY-G (WR)	2	51	53
18t)	*Lindsay, Den. (RB)	43	10	53
20t)	M. Evans, T.B. (WR)	0	52	52
20t)	Kelce, K.C. (TE)	0	52	52
22t)	Hill, K.C. (WR)	6	45	51
22t)	Mixon, Cin. (RB)	40	11	51
22t)	Smith-Schuster, Pit. (WR)	1	50	51
25)	D. Adams, G.B. (WR)	0	49	49
26t)	Boyd, Cin. (WR)	0	48	48
26t)	Cooks, LA-R (WR)	3	45	48
28t)	Brown, Pit. (WR)	0	47	47
28t)	Golladay, Det. (WR)	0	47	47
28t)	A. Jones, G.B. (RB)	37	10	47
31)	Peterson, Was. (RB)	39	6	45
32)	Breida, S.F. (RB)	34	10	44
33t)	*Johnson, Det. (RB)	32	11	43
33t)	Kittle, S.F. (TE)	1	42	43
33t)	*Michel, N.E. (RB)	40	3	43
36)	Carson, Sea. (RB)	37	5	42
37t)	Diggs, Min. (WR)	3	38	41
37t)	Godwin, T.B. (WR)	0	41	41
39)	Coleman, Atl. (RB)	25	15	40
40t)	*Chubb, Cle. (RB)	34	5	39
40t)	Cohen, Chi. (RB)	15	24	39
40t)	C. Davis, Ten. (WR)	2	37	39
40t)	Hilton, Ind. (WR)	0	39	39
40t)	Miller, Hou. (RB)	32	7	39
40t)	Sanders, Den. (WR)	2	37	39
46)	Howard, Chi. (RB)	33	5	38
47t)	Cooper, Oak.-Dal. (WR)	0	37	37
47t)	Green, Cin. (WR)	0	37	37
47t)	*Hines, Ind. (RB)	16	21	37
47t)	S. Shepard, NY-G (WR)	1	36	37
47t)	Yeldon, Jac. (RB)	16	21	37

WEEK 13 / THROUGH MONDAY, DECEMBER 3, 2018

NFL / LEADING PUNTERS

Rank	Player, Team	No	Yards	Lg	Avg	TB	Blk	Dwn	OB	Opp Ret	Ret Yds	In 20	Net Avg
1)	*M. Dickson, Sea.	55	2679	69	48.7	2	0	7	11	28	208	20	44.2
2)	**Johnston, Phi.**	**47**	**2287**	**68**	**48.7**	**6**	**0**	**5**	**2**	**24**	**154**	**18**	**42.8**
3)	Lee, Ariz	71	3440	64	48.5	5	0	9	6	37	376	20	41.7
4)	Kern, Ten.	57	2704	62	47.4	3	1	4	13	27	294	23	40.5
5)	Koch, Bal.	47	2211	65	47.0	5	1	6	4	23	211	23	39.6
6)	Dixon, NY-G	54	2491	60	46.1	4	0	11	5	22	167	16	41.6
7)	Palardy, Car.	45	2070	59	46.0	4	0	6	1	16	122	20	41.5
8)	Edwards, NY-J	66	3033	67	46.0	5	0	8	10	33	269	17	40.4
9)	R. Allen, N.E.	46	2109	66	45.8	5	0	7	10	19	227	12	38.7
10)	Sanchez, Ind.	42	1922	61	45.8	3	0	7	1	15	63	16	42.8
11)	*Scott, G.B.	52	2369	67	45.6	8	1	9	2	14	102	17	39.8
12)	Haack, Mia.	64	2910	65	45.5	5	0	7	5	24	206	31	40.7
13)	O'Donnell, Chi.	46	2091	65	45.5	5	1	8	1	18	146	19	39.3
14)	Martin, Det.	50	2266	61	45.3	3	0	9	3	19	287	19	38.4
15)	Colquitt, Cle.	70	3162	79	45.2	5	1	11	7	33	389	30	37.6
16)	Colquitt, K.C.	34	1535	67	45.1	4	0	7	1	13	29	16	41.9
17)	Hekker, LA-R	32	1444	68	45.1	2	0	7	9	9	68	16	41.8
18)	*Bojorquez, Buf.	45	2028	60	45.1	4	1	8	4	20	137	22	39.4
19)	C. Jones, Dal.	49	2205	56	45.0	2	0	7	2	27	226	11	39.6
20)	Wile, Min.	53	2370	70	44.7	2	1	10	7	19	147	23	40.4
21)	Anger, T.B.	42	1875	64	44.6	3	0	5	3	21	161	12	39.4
22)	Bosher, Atl.	40	1783	57	44.6	2	2	4	2	18	128	17	38.5
23)	Berry, Pit.	51	2272	69	44.5	3	0	10	5	15	226	21	38.9
24)	Way, Was.	58	2562	62	44.2	0	0	12	3	21	150	33	41.6
25)	*Wadman, Den.	44	1936	59	44.0	1	0	2	8	19	160	16	39.9
26)	*Cooke, Jac.	62	2723	61	43.9	7	0	10	12	23	93	26	40.2
27)	*Daniel, Hou.	52	2282	61	43.9	5	0	6	3	21	143	27	39.2
28)	Huber, Cin.	52	2274	69	43.7	2	1	11	2	21	166	22	39.0
29)	Pinion, S.F.	53	2291	64	43.2	2	1	4	7	19	156	19	38.8
30)	*Townsend, Oak.	51	2192	60	43.0	4	0	7	5	23	206	10	37.4

NFL / LEADING PUNTERS, NET AVERAGE

Rank	Player, Team	No	Yards	Lg	Avg	TB	Blk	Dwn	OB	Opp Ret	Ret Yds	In 20	Net Avg
1)	*M. Dickson, Sea.	55	2679	69	48.7	2	0	7	11	28	208	20	44.2
2)	Sanchez, Ind.	42	1922	61	45.8	3	0	7	1	15	63	16	42.8
3)	**Johnston, Phi.**	**47**	**2287**	**68**	**48.7**	**6**	**0**	**5**	**2**	**24**	**154**	**18**	**42.8**
4)	Colquitt, K.C.	34	1535	67	45.1	4	0	7	1	13	29	16	41.9
5)	Hekker, LA-R	32	1444	68	45.1	2	0	7	9	9	68	16	41.8
6)	Lee, Ariz	71	3440	64	48.5	5	0	9	6	37	376	20	41.7
7)	Way, Was.	58	2562	62	44.2	0	0	12	3	21	150	33	41.6
8)	Dixon, NY-G	54	2491	60	46.1	4	0	11	5	22	167	16	41.6
9)	Palardy, Car.	45	2070	59	46.0	4	0	6	1	16	122	20	41.5
10)	Haack, Mia.	64	2910	65	45.5	5	0	7	5	24	206	31	40.7
11)	Kern, Ten.	57	2704	62	47.4	3	1	4	13	27	294	23	40.5
12)	Wile, Min.	53	2370	70	44.7	2	1	10	7	19	147	23	40.4
13)	Edwards, NY-J	66	3033	67	46.0	5	0	8	10	33	269	17	40.4
14)	*Cooke, Jac.	62	2723	61	43.9	7	0	10	12	23	93	26	40.2
15)	*Wadman, Den.	44	1936	59	44.0	1	0	2	8	19	160	16	39.9
16)	*Scott, G.B.	52	2369	67	45.6	8	1	9	2	14	102	17	39.8
17)	Koch, Bal.	47	2211	65	47.0	5	1	6	4	23	211	23	39.6
18)	C. Jones, Dal.	49	2205	56	45.0	2	0	7	2	27	226	11	39.6
19)	Anger, T.B.	42	1875	64	44.6	3	0	5	3	21	161	12	39.4
20)	*Bojorquez, Buf.	45	2028	60	45.1	4	1	8	4	20	137	22	39.4
21)	O'Donnell, Chi.	46	2091	65	45.5	5	1	8	1	18	146	19	39.3
22)	*Daniel, Hou.	52	2282	61	43.9	5	0	6	3	21	143	27	39.2
23)	Huber, Cin.	52	2274	69	43.7	2	1	11	2	21	166	22	39.0
24)	Berry, Pit.	51	2272	69	44.5	3	0	10	5	15	226	21	38.9
25)	Pinion, S.F.	53	2291	64	43.2	2	1	4	7	19	156	19	38.8
26)	R. Allen, N.E.	46	2109	66	45.8	5	0	7	10	19	227	12	38.7
27)	Bosher, Atl.	40	1783	57	44.6	2	2	4	2	18	128	17	38.5
28)	Martin, Det.	50	2266	61	45.3	3	0	9	3	19	287	19	38.4
29)	Colquitt, Cle.	70	3162	79	45.2	5	1	11	7	33	389	30	37.6
30)	*Townsend, Oak.	51	2192	60	43.0	4	0	7	5	23	206	10	37.4

WEEK 13 / THROUGH MONDAY, DECEMBER 3, 2018

NFL / PUNT RETURN LEADERS

Rank	Player, Team	Ret	FC	Yards	Avg	Long	TD
1)	A. Roberts, NY-J	19	23	290	15.3	78t	1
2)	King, LA-C	19	4	285	15.0	73t	1
3)	Natson, LA-R	20	6	245	12.3	60	0
4)	C. Jones, Bal.-N.E.-Bal.	19	12	232	12.2	70t	1
5)	Erickson, Cin.	15	13	182	12.1	38	0
6)	Cohen, Chi.	28	12	337	12.0	42	0
7)	Hill, K.C.	17	2	197	11.6	91t	1
8)	**Carter, Phi.-Hou.**	**15**	**3**	**156**	**10.4**	**42**	**0**
9)	D. Harris, Oak.	15	9	153	10.2	49	0
10)	Peppers, Cle.	20	19	179	9.0	33	0
11)	Sherels, Min.	18	12	160	8.9	24	0
12)	Switzer, Pit.	24	19	204	8.5	23	0
13)	Ervin, Hou.-Bal.	21	7	175	8.3	27	0
14)	*Kirk, Ariz	21	17	164	7.8	44	0
15)	Humphries, T.B.	17	11	108	6.4	16	0
16)	Hardy, Atl.	15	13	86	5.7	18	0
17)	Lockett, Sea.	19	14	105	5.5	19	0

NFL / KICKOFF RETURN LEADERS

Rank	Player, Team	Ret	Yards	Avg	Long	TD
1)	Jennings, Ten.	15	522	34.8	94t	1
2)	C. Patterson, N.E.	19	580	30.5	95t	1
3)	Grant, Mia.	18	535	29.7	102t	1
4)	*Tr. Smith, K.C.	23	642	27.9	97	0
5)	Hall, Atl.	16	417	26.1	53	0
6)	Erickson, Cin.	23	596	25.9	51	0
7)	A. Roberts, NY-J	26	665	25.6	59	0
8)	Countess, LA-R	17	419	24.6	40	0
9)	*James, S.F.	15	366	24.4	42	0
10)	King, LA-C	16	364	22.8	40	0
11)	D. Harris, Oak.	19	421	22.2	31	0
12)	Peppers, Cle.	16	340	21.3	28	0
13)	Switzer, Pit.	23	451	19.6	35	0

WEEK 13 / THROUGH MONDAY, DECEMBER 3, 2018

NFL / LEADERS IN INTERCEPTIONS

Rank	Player, Team	Int	Yards	Avg	Long	TD
1)	Howard, Mia.	7	52	7.4	39	0
2t)	Kazee, Atl.	6	52	8.7	33	0
2t)	Fuller, Chi.	6	49	8.2	35	0
4t)	Williams, Cin.	4	73	18.3	29	0
4t)	Jackson, Chi.	4	68	17.0	41t	2
4t)	Ogletree, NY-G	4	43	10.8	20	2
4t)	Swearinger, Was.	4	33	8.3	22	0
4t)	*Jackson, Car.	4	0	0.0	0	0
9t)	*Reid, Hou.	3	128	42.7	101t	1
9t)	Lee, NY-J	3	82	27.3	36t	1
9t)	Norman, Was.	3	79	26.3	40	0
9t)	King, LA-C	3	75	25.0	42t	1
9t)	C. Harris, Den.	3	68	22.7	53t	1
9t)	Smith, Min.	3	66	22.0	52	0
9t)	Nelson, K.C.	3	53	17.7	35	0
9t)	Randall, Cle.	3	52	17.3	50	0
9t)	*Bates, Cin.	3	42	14.0	21t	1
9t)	McDonald, Mia.	3	41	13.7	31	0
9t)	Milano, Buf.	3	41	13.7	29	0
9t)	McDougald, Sea.	3	39	13.0	39	0
9t)	J. Jones, N.E.	3	34	11.3	28	0
9t)	Harris, Min.	3	33	11.0	33	0
9t)	Alonso, Mia.	3	30	10.0	15	0
9t)	*James, LA-C	3	30	10.0	23	0
9t)	*Ward, Cle.	3	26	8.7	26	0
9t)	Clinton-Dix, G.B.-Was.	3	25	8.3	24	0
9t)	E. Thomas, Sea.	3	25	8.3	25	0
9t)	Adams, T.B.	3	21	7.0	16	0
9t)	Adams, Car.	3	11	3.7	18	0
9t)	J. Johnson, LA-R	3	11	3.7	11	0
9t)	Poyer, Buf.	3	11	3.7	11	0
9t)	Boston, Ariz	3	9	3.0	9	0
9t)	Simmons, Den.	3	8	2.7	8	0
9t)	Ramsey, Jac.	3	0	0.0	0	0

WEEK 13 / THROUGH MONDAY, DECEMBER 3, 2018

NFL / LEADERS IN SACKS

Rank	Player, Team	Sacks
1)	Donald, LA-R (DT)	16.5
2)	Miller, Den. (LB)	12.5
3)	Cha. Jones, Ariz (DE)	12.0
4t)	Garrett, Cle. (DE)	11.5
4t)	Hunter, Min. (DE)	11.5
4t)	Pierre-Paul, T.B. (DE)	11.5
4t)	Watt, Hou. (DE)	11.5
8)	Ford, K.C. (LB)	10.5
9t)	*Chubb, Den. (LB)	10.0
9t)	Clark, Sea. (DE)	10.0
9t)	Jones, K.C. (DE)	10.0
9t)	Jordan, N.O. (DE)	10.0
9t)	Watt, Pit. (LB)	10.0
14t)	Buckner, S.F. (DT)	9.0
14t)	Mack, Chi. (LB)	9.0
16)	Lawrence, Dal. (DE)	8.5
17t)	Addison, Car. (DE)	8.0
17t)	Fackrell, G.B. (LB)	8.0
17t)	Kerrigan, Was. (LB)	8.0
20)	Ioannidis, Was. (DE)	7.5
21t)	Atkins, Cin. (DT)	7.0
21t)	Campbell, Jac. (DE)	7.0
21t)	Clowney, Hou. (LB)	7.0
21t)	Dunlap, Cin. (DE)	7.0
21t)	Ngakoue, Jac. (DE)	7.0
21t)	Rankins, N.O. (DT)	7.0
27t)	Alexander, Buf. (LB)	6.5
27t)	Bailey, K.C. (DE)	6.5
27t)	**Bennett, Phi. (DE)**	**6.5**
27t)	Hargrave, Pit. (NT)	6.5
27t)	J. Reed, Sea. (DT)	6.5
27t)	Z. Smith, Bal. (LB)	6.5
27t)	Suggs, Bal. (LB)	6.5
34t)	Autry, Ind. (DT)	6.0
34t)	Brown, Ten. (LB)	6.0
34t)	Clark, G.B. (NT)	6.0
34t)	Heyward, Pit. (DE)	6.0
34t)	Hughes, Buf. (DE)	6.0
34t)	Jenkins, NY-J (LB)	6.0
34t)	Judon, Bal. (LB)	6.0
34t)	Kennard, Det. (LB)	6.0
34t)	*Leonard, Ind. (LB)	6.0
34t)	McCoy, T.B. (DT)	6.0
44t)	Casey, Ten. (DE)	5.5
44t)	Crawford, Atl. (DT)	5.5
44t)	Ingram, LA-C (DE)	5.5
44t)	McKinley, Atl. (DE)	5.5
44t)	Nassib, T.B. (DE)	5.5
44t)	Okwara, Det. (DE)	5.5
44t)	Sheard, Ind. (DE)	5.5

WEEK 13 / THROUGH MONDAY, DECEMBER 3, 2018

NFL / FUMBLE RECOVERIES

Rank	Player, Team	TotRec	OffRec	DefRec
1)	*Rosen, Ariz	7	7	0
2)	Prescott, Dal.	6	6	0
3t)	Mahomes, K.C.	5	5	0
3t)	**Wentz, Phi.**	**5**	**5**	**0**
5t)	Brees, N.O.	4	4	0
5t)	*L. Jackson, Bal.	4	4	0
7t)	Bailey, K.C.	3	0	3
7t)	**Clement, Phi.**	**3**	**3**	**0**
7t)	Cousins, Min.	3	3	0
7t)	Daniel, Chi.	3	3	0
7t)	Lattimore, N.O.	3	0	3
7t)	Milano, Buf.	3	0	3
7t)	Roethlisberger, Pit.	3	3	0
7t)	A. Smith, Was.	3	3	0
7t)	Watson, Hou.	3	3	0
7t)	Wilson, Sea.	3	3	0

WEEK 13 / THROUGH MONDAY, DECEMBER 3, 2018

NFL / OFFENSIVE FUMBLE RECOVERIES

Rank	Player, Team	Ret	Yards	Avg	Long	TD
1)	*Rosen, Ariz	7	0	0.0	0	0
2)	Prescott, Dal.	6	0	0.0	0	0
3t)	Mahomes, K.C.	5	0	0.0	0	0
3t)	**Wentz, Phi.**	**5**	**0**	**0.0**	**0**	**0**
5t)	Brees, N.O.	4	0	0.0	0	0
5t)	*L. Jackson, Bal.	4	0	0.0	0	0
7t)	**Clement, Phi.**	**3**	**0**	**0.0**	**0**	**0**
7t)	Cousins, Min.	3	0	0.0	0	0
7t)	Daniel, Chi.	3	0	0.0	0	0
7t)	Roethlisberger, Pit.	3	0	0.0	0	0
7t)	A. Smith, Was.	3	0	0.0	0	0
7t)	Watson, Hou.	3	0	0.0	0	0
7t)	Wilson, Sea.	3	0	0.0	0	0
14t)	C. Thompson, Was.	2	5	2.5	5	0
14t)	Rodgers, T.B.	2	2	1.0	2	0
14t)	*Allen, Buf.	2	0	0.0	0	0
14t)	Dav. Andrews, N.E.	2	0	0.0	0	0
14t)	Beathard, S.F.	2	0	0.0	0	0
14t)	Bitonio, Cle.	2	0	0.0	0	0
14t)	*Bojorquez, Buf.	2	0	0.0	0	0
14t)	Bortles, Jac.	2	0	0.0	0	0
14t)	Breida, S.F.	2	0	0.0	0	0
14t)	Cohen, Chi.	2	0	0.0	0	0
14t)	Croom, Buf.	2	0	0.0	0t	1
14t)	*Darnold, NY-J	2	0	0.0	0	0
14t)	Ekeler, LA-C	2	0	0.0	0	0
14t)	Fitzpatrick, T.B.	2	0	0.0	0	0
14t)	Goff, LA-R	2	0	0.0	0	0
14t)	Jackson, Ten.	2	0	0.0	0	0
14t)	Keenum, Den.	2	0	0.0	0	0
14t)	D. Lewis, Ten.	2	0	0.0	0	0
14t)	Luck, Ind.	2	0	0.0	0	0
14t)	Manning, NY-G	2	0	0.0	0	0
14t)	Mariota, Ten.	2	0	0.0	0	0
14t)	*Penny, Sea.	2	0	0.0	0	0
14t)	Ryan, Atl.	2	0	0.0	0	0
14t)	Sullivan, LA-R	2	0	0.0	0	0
14t)	Winston, T.B.	2	0	0.0	0	0
14t)	Wright, Car.	2	0	0.0	0	0
14t)	M. Evans, T.B.	2	-3	-1.5	0t	1

NFL / DEFENSIVE FUMBLE RECOVERIES

Rank	Player, Team	Ret	Yards	Avg	Long	TD
1t)	Lattimore, N.O.	3	91	30.3	54	0
1t)	Bailey, K.C.	3	2	0.7	2t	1
1t)	Milano, Buf.	3	0	0.0	0	0
4t)	*Ward, Cle.	2	29	14.5	20	0
4t)	Schobert, Cle.	2	26	13.0	26	0
4t)	Lewis, Dal.	2	14	7.0	14	0
4t)	Ebukam, LA-R	2	11	5.5	11t	1
4t)	Miller, Den.	2	3	1.5	3	0
4t)	Apple, NY-G-N.O.	2	2	1.0	2	0
4t)	Chickillo, Pit.	2	0	0.0	0	0
4t)	Clark, G.B.	2	0	0.0	0	0
4t)	Clowney, Hou.	2	0	0.0	0t	1
4t)	Colvin, Hou.	2	0	0.0	0	0
4t)	Donald, LA-R	2	0	0.0	0	0
4t)	M. Foster, Was.	2	0	0.0	0	0
4t)	Fowler, Jac.-LA-R	2	0	0.0	0	0
4t)	Hankins, Oak.	2	0	0.0	0	0
4t)	Jenkins, NY-J	2	0	0.0	0	0
4t)	T. Johnson, Sea.-Min.	2	0	0.0	0	0
4t)	*Leonard, Ind.	2	0	0.0	0	0
4t)	Mack, Chi.	2	0	0.0	0	0
4t)	Smith, Min.	2	0	0.0	0	0
4t)	*Speaks, K.C.	2	0	0.0	0	0
4t)	Suh, LA-R	2	0	0.0	0	0

WEEK 13 / THROUGH MONDAY, DECEMBER 3, 2018

Team/Offense Rank (Within League)

BAL	BUF	CIN	CLE	DEN	HOU	IND	JAX	KC	LAC	MIA	NE	NYJ	OAK	PIT	TEN		ARI	ATL	CAR	CHI	DAL	DET	GB	LAR	MIN	NO	NYG	PHI	SF	SEA	TB	WAS
13	31	26	18	14	12	9	24	3	5	29	7	30	22	4	28	**TYds/G**	32	10	11	20	25	23	8	2	16	6	21	17	15	19	1	27
26	31	17	22	10	13	16	29	1	2	23	11	30	19	6	27	**TYds/P**	32	8	7	21	24	25	9	3	18	5	12	20	15	14	4	28
7t	12	28	14	5	3	20	18	13	10	24	11	19	22	29	17	**RYds/G**	31	32	2	16	6	25	21	4	30	9	27	23	7t	1	26	15
26	22	10	12	2	14	16	25	5	4	17	24	20	15	19	29	**RshAvg**	31	32	1	27	7	18	3	6	28	21	11	23	9	8	30	13
14	31	18	16	23	22	10	24	3	8	28	9	30	15	2	29	**PsYd/G**	32	5	20	19	27	17	6	4	7	11	13	12	21	26	1	25
24	31	23	25	18	9	15	27	1	3	22	6	30	20	7	21	**PasAvg**	32	8	12	11	28	26	13	2	19	5	16	17	14	10	4	29
13	32	24	27	16	18	17	20	15	6	26	10	30	12	19	21	**%HdInt**	29	3	23	25	4	22	1	7	11	2	9	8	28	5	31	14
6	28	8	20	13	29	1	21	5	7	23	4	15	25	2	32	**Sac/PP**	24	18	9	14	31	22	19	11	10	3	26	17	27	30	12	16
6	29	20	21	22	17t	8	26	4	13	30	7	31	24	5	28	**1D/Gm**	32	10	9	14	23	15	16	2	19	3	27	11t	11t	17t	1	25
5	30	21	28	27	15	2	9	4	16	29	10	32	22	7	13	**3D Eff**	31	3	12	14	17	25	26	8	18	6	24	11	20	19	1	23
14t	30	20t	29	16	11	27t	20t	1	3	6	14t	20t	31	7t	7t	**4D Eff**	32	26	20t	7t	12t	10	27t	20t	17t	2	17t	20t	17t	5	4	12t
9	20	4	12t	32	11	8	12t	3	7	2	22	1	16	15	10	**PR Avg**	19	27	21	5	30	23	18	6	12t	29	26	24	31	28	25	17
18	17	13	26	25	11	29	27	7	16	4	2	5t	20	28	1	**KR Avg**	22	10	23	31	14	8	24	21	5t	15	9	19	3	12	32	30
7	27	29	19	23	26	11	24	14	32	12	10	9	28	21	5	**GPntAv**	3	30	8	20	16	13	17	15	25	4	6	2	31	1	18	22
18	29	23	30	16	22	3	15	5	32	11	25	14	31	28	12	**NPntAv**	7	26	10	21	19	27	17	6	13	2	9	4	24	1	20	8
13	31	15	20	17	12	8	30	1	6	25	7	26	29	4	28	**Pts/Gm**	32	14	11	5	24	23	16	2t	18	2t	19	21	22	9	10	27
8	10	29t	28	21t	16	20	9	5	24t	6	17	7	21t	29t	12t	**FG%**	31	1	12t	24t	15	11	27	18	32	3t	2	19	3t	21t	26	14

Opponent/Defense Rank (Within League)

BAL	BUF	CIN	CLE	DEN	HOU	IND	JAX	KC	LAC	MIA	NE	NYJ	OAK	PIT	TEN		ARI	ATL	CAR	CHI	DAL	DET	GB	LAR	MIN	NO	NYG	PHI	SF	SEA	TB	WAS
1	2	32	30	25	10	11	3	31	8	29	22	23	28	7	9	**TYds/G**	17	26	14	4	5	15	13	18	6	16	24	21	12	19t	27	19t
1	2	29	17	21	9	11	4	23	10	30	15	16	32	5	12	**TYds/P**	8	28	18	3	6	25	13	26	7	22	20	24	14	27	31	19
3	14	32	28	23	5	12	16	22	11	30	13	26	31	8	19t	**RYds/G**	29	27	6	2	4	19t	25	18	7	1	24	10	15	17	21	9
6	9	24	23	21	4	7	10	31	14	27	19	18	28	12	16	**RshAvg**	17	25	8	3	2	22	20	30	5	1	15	29	11	32	26	13
2	1	31	29	23	18	15	3	32	10	21	24	16	14	8	5	**PsYd/G**	4	25	22	11	7	12	6	17	9	30	20	26	13	19	28	27
1	2	29	11	19	12	20	5	15	7	30	8	16	32	4	10	**PasAvg**	6	26	23	3	13	27	9	21	14	28	25	18	17	24	31	22
31	6	18	9	3	12	13	20	21	7	1	5	17	15	28	24	**%HdInt**	27	22	16	2	23	29	26	14	10	19	8	30	32	4	25	11
9	10	25	26	7	14	18	24	15	21	29	31	27	32	2	17	**Sac/PP**	3	28	23	11	8	4	1	12	5	6	30	22	20	16	13	19
1	8	31	30	13	6	10t	2	32	9	25	22	15	10t	16	7	**1D/Gm**	27	29	18t	3	5	17	14	21	10t	18t	26	4	18t	23	28	24
3	8	32	12	19	15	27t	6	18	22	25	26	2	30	7	13	**3D Eff**	11	31	23	4	27t	20	14	17	1	21	24	5	16	9	10	29
9	6t	12t	21t	23	12t	17	1	27	19t	4	8	24t	32	16	14t	**4D Eff**	21t	31	19t	28	2	29	14t	24t	18	10	30	26	6t	11	5	3
25	22	16	29	21	6	3	2	1	26	23	30	18	24	32	28	**PR Avg**	27	7	13	17	20	31	9	11	15	4	12	5	19	10	14	8
16	11	18	22	6t	3	10	1	6t	14	29	28	23	9	5	32	**KR Avg**	13	8	25	30	24	19t	17	26	19t	21	2	27	31	15	4	12
13	19	14	9	23	22	16	32	10	29	5	2	8	31	6	25	**GPntAv**	24	20	27	7	11	15	18	4	17	3	28	21	1	12	30	26
12	23	7	10	26	18	22	29	1	17	2	9	5	31	8	6	**NPntAv**	14	28	27	4	15	19	20	3	16	11	30	24	13	21	32	25
1	18	32	24	11	3	15	5	27	7	20	9t	22	31	16	6	**Pts/Gm**	23	28	21	4	2	26	17	19	14	13	25	12	29	9t	30	8
11	25	20t	4	10	15	16t	20t	18	5	8t	26t	13	28	14	20t	**FG%**	8t	30t	12	30t	24	1	7	30t	23	6	29	16t	26t	2	19	3

Saturday, May 18, 2019

www.EaglesAutismChallenge.org

Within the past year, autism prevalence has increased from one in 68 children to one in 59. It is one of the fastest-growing developmental disorders in the country, yet autism has been historically underfunded, misunderstood and under-researched.

The Eagles Autism Challenge is the team's signature cycling and 5K run/walk fundraising event dedicated to supporting innovative autism research and programs.

The charity event was spearheaded by Eagles Chairman and CEO Jeffrey Lurie in an effort to bring thought leaders in the field of autism together. By providing critical resources to forward-thinking institutions, driving scientific discoveries and helping to establish Philadelphia as a hub for autism research and care, the Eagles Autism Challenge is creating a major shift from *awareness* to *action*.

On May 19, 2018, the inaugural event kicked off at the corner of 1 Lincoln Financial Field Way and Pattison Avenue. Led by Jeffrey Lurie, head coach Doug Pederson, players, coaches, alumni, cheerleaders and SWOOP, the Eagles Autism Challenge, in its first year, raised more than $2.5 million for autism research.

A total of 3,319 participants came out to bike, run and walk for the cause, while a remarkable 24,700 donors across 20 countries supported their fundraising efforts.

In partnership with the founding beneficiaries - Children's Hospital of Philadelphia, Drexel University, and Thomas Jefferson University and Jefferson Health - along with Philadelphia institutions that specialize in autism research, we are bringing fresh ways of thinking to the field. One hundred percent of the participant-raised funds directly support autism research.

What we learn will be shared both nationally and globally so that we can continue to transform lives and advance autism research.

EAGLES CHARITABLE FOUNDATION

Jake Elliott

EAGLES CHARITABLE FOUNDATION

Founded in 1995, Eagles Charitable Foundation (ECF) is a 501(c)(3) public charity committed to improving the health outcomes for youth in the Greater Philadelphia area.

ECF leverages the star power of the Philadelphia Eagles and uses its unique platform to focus on two specific areas of need in the community: **providing vital eye care for underserved youth** and **investing key resources into autism research and services**.

In order to have this monumental impact on the community, public and individual donors are called upon to lend a helping hand. The Eagles, corporations, foundations and kindhearted individuals have all played an integral role in supporting the more than one million children in the tri-state region that ECF has assisted since its inception.

Jeffrey Lurie

Give Kids Sight Day

Give Kids Sight Day provides free vision screenings and eyeglasses to uninsured and underinsured children from the surrounding area. ECF and partnering organizations typically treat more than 1,000 children on this single day of free vision care.

Eagles Radiothon

EAGLES RADIOTHON
BENEFITING EAGLES CHARITABLE FOUNDATION
94WIP
PRESENTED BY Santander

In partnership with SportsRadio 94WIP, the Eagles Radiothon offers fans the opportunity to bid on exclusive sports and entertainment experiences involving their favorite Eagles players and 94WIP personalities. All proceeds support ECF.

Eagles Glasses Lab

The Eagles Glasses Lab travels in tandem with the Eagles Eye Mobile and makes students' glasses on-site. It only takes a few minutes to make a pair of glasses. Students walk away with their world transformed right before their eyes.

EAGLES EYE MOBILE

Jermane Mayberry

Co-founder & Pro Bowl guard

Travels to a different school each day to make free comprehensive vision care accessible for local youth. Each child receives an eye exam and if needed, prescription glasses are made on the spot by an optician in the accompanying Eagles Glasses Lab.

82,100+
Number of children provided with vision care (since 1995)

57,200+
Number of eyeglasses provided (since 1995)

EAGLES IN THE COMMUNITY

As proud Philadelphians who take their responsibility to the community seriously, the Eagles believe there is no offseason to good citizenship.

Since Jeffrey Lurie became owner in 1994, the Eagles have generously contributed more than $25 million in charitable giving to organizations and neighborhoods throughout the Greater Philadelphia region. Under Lurie's direct leadership and guidance, the Eagles continue to strengthen and support these organizations through joint effort partnerships, all based on the belief that strong non-profits build strong communities.

The Eagles host a variety of events and campaigns that aim to inspire, motivate and educate. As a professional football team, the Eagles have a unique platform to reach the community and have long-lasting effects.

The team takes great pride in serving the fans, local non-profits and the region at large, because to the Eagles, making the Delaware Valley proud is just as important off the field as it is on it.

Doug Pederson

Nigel Bradham

SOARING TO NEW HEIGHTS IN THE DELAWARE VALLEY

Eagles Care

2018 Eagles Care Partners

Laurel House, Philadelphia Children's Alliance, variety

2017 Eagles Care Partners

Dignity Housing, Wooden Boat Factory, Ryan's Case of Smiles

2016 Eagles Care Partners

ASAP After School Activities Partnerships, Living Beyond Breast Cancer, Manna, Summer Search

Eagles Care

The Eagles Care initiative connects the team with local charitable organizations and works to strengthen each partner's impact in the community. At the end of the season, each non-profit group becomes an extension of the Eagles Care family where they continue to work closely with the team on community outreach events, while utilizing their newfound strengths to assist future Eagles Care partners.

2015 Eagles Care Partners

Family Lives On, Greener Partners, Northern Children's Services, Steppingstone Scholars, Inc

2014 Eagles Care Partners

The Center for Grieving Children, Habitat for Humanity Philadelphia, PHS

2013 Eagles Care Partners

Bringing Hope Home, Hunger, Cradles to Crayons, Riverbend

Community Mondays

Mack Hollins

Eagles players use their day off during the season to positively impact the region by visiting local children's hospitals, elementary schools, retirement and environmental centers, food pantries and more.

Huddle Up for Autism

This family-fun day at Lincoln Financial Field sets out to educate, raise awareness and fundraise for CHOP's Center for Autism Research. The signature event is designed specifically for individuals on the autism spectrum and their families.

Youth Football

Brandon Graham

The Eagles work with community groups to ensure that the game of football is being taught properly and that it continues to grow at the youth level. These partnerships outfit football programs with new equipment, create experiences and inspire young athletes.

Eagles Care Summit

Strong non-profits build strong communities. The annual Eagles Care Summit brings together representatives from nearly 100 charitable organizations across the Greater Philadelphia region for a day of networking and capacity building.

Playground Build

The entire Eagles organization teams up with a local elementary school and helps revitalize its playground. What was once a barren school yard transforms into a beautiful new space for play and recreation through this initiative.

NFL PLAY 60

With obesity rates in children nearly tripling, the Eagles have implemented the NFL PLAY 60 program into their community efforts as a way to encourage healthy eating and 60 minutes of daily exercise.

"You are a huge part of our Eagles family!"

-- Chairman and CEO Jeffrey Lurie to the millions of Eagles fans at the Parade of Champions on February 8, 2018.

The connection between the team and Eagles fans around the world has always been a special bond. As a result of the relentless passion and fan support that is on full display throughout the year, the Eagles make it a priority to offer unique experiences that engage the fanbase and create lifelong memories.

Annual events like Junior Pro Day, Junior Cheer Clinic, Football Festival for Women, Training Camp open practices and the Fantasy Draft Party, among others, have allowed fans to connect with their favorite team, players and franchise legends. Many of these programs have even developed into family traditions for some, bringing together loved ones from all over the country.

There is an Eagles experience for everyone, from the most veteran fan to the youngest.

Carson Wentz

Eagles Hall of Fame Brunch


Training Camp Open Practices

Fantasy Draft Party at Lincoln Financial Field

Junior Pro Day

Halloween Party

Junior Cheer Clinic

Football Festival for Women

GO GREEN PROGRAM

GREEN EFFORTS



The Eagles believe the path to sustainability is a journey, not a destination. With the opening of Lincoln Financial Field in 2003, the team's road to becoming an eco-friendly operation began.

What started with a blue recycling bin under each employee's desk has grown into a company-wide sustainability program that is reducing the organization's overall impact on the environment in a financially-responsible manner.

With the help of partners and fans, the Eagles have been able to develop a multi-year curriculum and action plan that incorporates green energy production, recycling, composting, energy efficiency and reforestation, among other ventures.

The Eagles, who wear the color "green" with pride, are committed to serving as environmental stewards for a community that gives so much to them throughout the year.

SOLAR & WIND ENERGY

In March 2012, the Eagles and NRG announced a sustainable energy partnership, which made the organization's vision of clean power at Lincoln Financial Field a reality. When the project became fully operational in February 2013, it allowed the Eagles' home in Philadelphia to be among the greenest major sports facilities in the world.

SOLAR & WIND STATISTICS

- One of the largest solar power systems in the NFL
- Produces around four megawatts of energy annually
- Four megawatts equates to roughly 33% of the team's annual energy usage and is about six times the amount of power needed for all of the team's 10 home games each season
- Through the purchase of renewable energy credits, 100% of the team's operations are powered by the sun and wind

WIND TURBINE FACTS

- 14 total
- Height: 15 feet
- Width: 9.8 feet
- Weight: 1,016 pounds

SOLAR PANEL FACTS

- 11,108 total
- 274,848 total square feet
- North Parking Lot: 8,096 panels
- Roof: 1,452 panels
- Solar Wing: 1,380 panels
- 11th Street Pavilion: 180 panels



GO GREEN PARTNERS

aramark
Braskem
Flik HOSPITALITY GROUP
nrg
WASTEMASTERS SOLUTIONS

SUSTAINABILITY & ENVIRONMENTAL BIRDSEED

- **Through the team's energy-from-waste program, the Eagles divert more than 99% of their waste from landfills**
- **Became the first pro sports team to achieve ISO 20121 certification, an international standard for sustainability procedures**
- **The installation of water filtration fountains at the team's facilities have saved more than 131,000 water bottles since 2015**
- **With the help of The Conservation Fund, the Eagles offset 100% of all team travel through the "Go Zero" program**
- **The team supports reforestation projects by planting trees in various cities, including the "Eagles Forest" in Bensalem, PA**
- **Cups and flatware are created from bio-plastics which biodegrade in just 45 days**
- **To conserve energy, lower-wattage light bulbs and automatic sensors/timers have been installed in team facilities**
- **Two onsite bio-digesters help decompose pre-consumer food waste to eliminate the need for landfill disposal**
- **The carpets at Lincoln Financial Field are made from recycled fibers and the walls have been coated with eco-friendly paint**

LINCOLN FINANCIAL FIELD

Home to the Super Bowl LII Champion Philadelphia Eagles, Lincoln Financial Field is a prime destination for world-class entertainment that continues to offer a high-quality experience to fans in a safe, clean and friendly environment.

In addition to 10 Eagles home games each season, Lincoln Financial Field has become famous for showcasing high-profile sporting events and unique experiences throughout the year.

Since opening in August 2003, Lincoln Financial Field has hosted 32 star-studded concerts, in addition to welcoming some of the world's most distinguished soccer clubs and serving as the home to Temple University football and the historic Army-Navy game. The stadium has also hosted multiple NCAA Lacrosse Championships and many other marquee events.

A state-of-the-art facility located in the heart of Philadelphia, Lincoln Financial Field has become one of the world's most admired stadiums for sports and entertainment due to its commitment to the fan experience.

BY THE NUMBERS	
Broke Ground	May 7, 2001
Opened	August 3, 2003
Revitalized	Feb. '12 - Aug. '14
Capacity	69,696
Executive Suites	172
Concessions	62
HD Televisions	1,185
Wi-Fi Connections	45,000
North End Zone HD Video Board	5,184 square feet
South End Zone HD Video Board	4,320 square feet
Concerts	32
Soccer Matches	23
Home Record (Regular Season + Playoffs)	77-52 (.597)
Twitter	@LFFStadium

Former Vice President Joe Biden

Sylvester Stallone

LINCOLN FINANCIAL FIELD

$125M Stadium Revitalization
(Feb. 2012 to Aug. 2014)

- Two video boards (9,504 sq. ft.)
- 360° LED ribbon-board displays
- Two upper concourse bridges
- 1,626 additional seats
- 1,185 brand-new HD TVs
- Club and suite enhancements
- Upgraded team imagery
- Integrated Wi-Fi system





Axalta Tunnel Club
(Opened in August 2016)

- 1,400 sq. ft. premium lounge space
- 58 seats behind end zone equipped with:
  - USB charging stations
  - Microsoft Surface tablets
  - Storage space & in-seat service
- All-inclusive food and beverage
- Behind-the-scenes access to Eagles tunnel

HOME TO THE SUPER BOWL LII CHAMPION PHILADELPHIA EAGLES

South Jersey Native
Mike Trout

WORLD TOURS & CONCERTS

- July 30, 2018: Jay-Z & Beyoncé
- July 14, 2018: Taylor Swift
- July 13, 2018: Taylor Swift
- June 9, 2018: Kenny Chesney
- June 18, 2017: U2
- May 12, 2017: Metallica
- September 29, 2016: Beyoncé
- August 6, 2016: Coldplay
- July 14, 2016: Guns N' Roses
- June 25, 2016: Kenny Chesney
- June 5, 2016: Beyoncé
- September 1, 2015: One Direction
- August 30, 2015: Kevin Hart
- July 11, 2015: Kenny Chesney
- June 13, 2015: Taylor Swift
- June 12, 2015: Taylor Swift
- August 15, 2014: Luke Bryan
- August 14, 2014: One Direction
- August 13, 2014: One Direction
- July 20, 2013: Taylor Swift
- July 19, 2013: Taylor Swift
- June 8, 2013: Kenny Chesney
- June 16, 2012: Kenny Chesney
- August 6, 2011: Taylor Swift
- July 14, 2011: U2
- June 18, 2011: Kenny Chesney
- June 27, 2009: Kenny Chesney
- July 19, 2008: Kenny Chesney
- June 23, 2007: Kenny Chesney
- August 11, 2003: Bruce Springsteen
- August 9, 2003: Bruce Springsteen
- August 8, 2003: Bruce Springsteen


Kenny Chesney

Metallica

Beyoncé

THE ARMY-NAVY GAME

ARMY-NAVY HISTORY (LFF)

- December 9, 2017: Army, 14-13
- December 12, 2015: Navy, 21-17
- December 14, 2013: Navy, 34-7
- December 8, 2012: Navy, 17-13
- December 11, 2010: Navy, 31-17
- December 12, 2009: Navy, 17-3
- December 6, 2008: Navy, 34-0
- December 2, 2006: Navy, 26-14
- December 3, 2005: Navy, 42-23
- December 4, 2004: Navy, 42-13
- December 6, 2003: Navy, 34-6

NATIONAL & INTERNATIONAL SOCCER MATCHES

- July 25, 2018: Bayern Munich vs. Juventus
- July 19, 2017: USA vs. El Salvador (Gold Cup)
  Costa Rica vs. Panama (Gold Cup)
- June 14, 2016: Chile vs. Panama (Copa America)
- June 11, 2016: USA vs. Paraguay (Copa America)
- June 9, 2016: Uruguay vs. Venezuela (Copa America)
- July 26, 2015: CONCACAF Gold Cup Final
  Mexico vs. Jamaica
- August 2, 2014: A.S. Roma vs. Inter Milan
- August 11, 2012: Real Madrid vs. Celtic
- August 10, 2011: USA vs. Mexico (men)
- July 23, 2011: Philadelphia Union vs. Real Madrid
- May 29, 2010: USA vs. Turkey (men)
- May 15, 2010: Philadelphia Union vs. FC Dallas
- April 10, 2010: Philadelphia Union vs. DC United
- July 18, 2009: USA vs. Panama (Gold Cup)
  Canada vs. Honduras (Gold Cup)
- September 13, 2008: USA vs. Ireland (women)
- November 6, 2004: USA vs. Denmark (women)
- August 2, 2004: A.C. Milan vs. Chelsea
- July 28, 2004: Manchester United vs. Glasgow Celtic
- September 25, 2003: Women's World Cup
- September 20, 2003: Women's World Cup
- August 3, 2003: Manchester United vs. FC Barcelona

STADIUM ENTERTAINMENT & FAN ENGAGEMENT

PAVING THE ROAD TO VICTORY!

In May 2016, the "Eagles FanWalk" was constructed outside of the Northeast entrance gate at Lincoln Financial Field. This honorary walkway, which showcases the passion that fans have for the Eagles and their families, features more than 3,800 personally engraved pavers that line the way for guests entering the stadium. The "Eagles FanWalk" ensures that each member engraved across the pathway will have a special place in Eagles history.