MIAMI DOLPHINS

WEEKLY RELEASE

WEEK 1 · MIAMI DOLPHINS (0-0) AT LAS VEGAS RAIDERS (0-0)

SUNDAY, SEPTEMBER 13, 2026 · 4:25 PM ET

2026 MIAMI DOLPHINS SCHEDULE

PRESEASON

DATE	OPPONENT	STADIUM	TIME/ RESULT	NETWORK	RADIO	PRESENTING SPONSOR	GAME THEME
Fri., Aug. 14	at Washington	Northwest Stadium	L, 20-7	CBS Miami	BIG 105.9 940 WINZ	ATLAS AIR	
Sat., Aug. 22	N.Y. Giants	Hard Rock Stadium	L, 26-3	CBS Miami NFL Network	BIG 105.9 940 WINZ	LEXUS	Football for All
Sat., Aug. 28	Atlanta	Hard Rock Stadium	L, 17-12	CBS Miami	BIG 105.9 940 WINZ	MSC CRUISES	Family Night

REGULAR SEASON

DATE	OPPONENT	STADIUM	TIME/ RESULT	NETWORK	RADIO	PRESENTING SPONSOR	GAME THEME
Sun., Sept. 13	at Las Vegas	Allegiant Stadium	4:25 p.m.	FOX	BIG 105.9 940 WINZ	Skyscanner	
Sun., Sept. 20	at San Francisco	Levi's Stadium	4:25 p.m.	FOX	BIG 105.9 940 WINZ	AutoNation	
Sun., Sept. 27	Kansas City	Hard Rock Stadium	1 p.m.	CBS	BIG 105.9 940 WINZ		Hispanic Heritage
Sun., Oct. 4	at Minnesota	U.S. Bank Stadium	4:05 p.m.	FOX	BIG 105.9 940 WINZ		
Sun., Oct. 11	Cincinnati	Hard Rock Stadium	1 p.m.*	FOX	BIG 105.9 940 WINZ	SYLVESTER COMPREHENSIVE CANCER CENTER UNIVERSITY OF MIAMI HEALTH SYSTEM	Crucial Catch
Sun., Oct. 25	at N.Y. Jets	MetLife Stadium	1 p.m.*	CBS	BIG 105.9 940 WINZ	verizon	
Sun., Nov. 1	New England	Hard Rock Stadium	4:25 p.m.*	CBS	BIG 105.9 940 WINZ	TRUIST	Football Unites
Sun., Nov. 8	Detroit	Hard Rock Stadium	1 p.m.*	FOX	BIG 105.9 940 WINZ	PEPSI	Salute to Service
Sun., Nov. 15	at Indianapolis	Lucas Oil Stadium	1 p.m.*	CBS	BIG 105.9 940 WINZ		
Sun., Nov. 22	at Buffalo	Highmark Stadium	1 p.m.*	FOX	BIG 105.9 940 WINZ	KIA Movement that inspires	
Sun., Nov. 29	N.Y. Jets	Hard Rock Stadium	1 p.m.*	CBS	BIG 105.9 940 WINZ	AMEX	SoFlo Sunday
Sun., Dec. 6	at Denver	Empower Field at Mile High	4:05 p.m.*	FOX	BIG 105.9 940 WINZ		
Sun., Dec. 13	Chicago	Hard Rock Stadium	1 p.m.*	CBS	BIG 105.9 940 WINZ	Hard Rock HOTEL	Throwback
Sun., Dec. 20	at Green Bay	Lambeau Field	1 p.m.*	FOX	BIG 105.9 940 WINZ		
Sun., Dec. 27	L.A. Chargers	Hard Rock Stadium	1 p.m.*	FOX	BIG 105.9 940 WINZ	BROXEL	Home for the Holidays
Sun., Jan. 3	Buffalo	Hard Rock Stadium	1 p.m.*	CBS	BIG 105.9 940 WINZ	verizon	Rivalries
TBD	at New England	Gillette Stadium	TBD	FOX	BIG 105.9 940 WINZ		

** Game subject to flexible scheduling.*
All times EASTERN

BIG 105.9 SOUTH FLORIDA'S CLASSIC ROCK

CBS MIAMI

FOX SPORTS 940AM MIAMI

94.9 FM LA MEZCLA LA CASA DE LOS MIAMI DOLPHINS

iHeartMedia Miami is the official English flagship radio partner of the franchise. Live gameday broadcasts air on BIG 105.9 FM (WBGG) and Fox Sports 940 AM (WINZ) in the Miami-Ft. Lauderdale market. The games also can be heard on Dolphins.com and throughout South and Central Florida on a variety of stations that make up the Miami Dolphins Radio Network. Fans can listen in Spanish on WZTU-HD2 La Mezcla 94.9-FM for all preseason, regular season and playoff games.

CBS Miami is once again the preseason home of the Dolphins. All three preseason contests will be shown on the CBS affiliate in the Miami-Ft. Lauderdale market.

TABLE OF CONTENTS

MEDIA INFORMATION	2
DOLPHINS NOTES	3-14
WHAT TO LOOK FOR IN 2026	15-16
DOLPHINS - RAIDERS MATCHUP	17-20
FREE AGENCY TRACKER & ACQUISITIONS	21
2026 ROOKIE CLASS	22
RADIO	23
BAPTIST HEALTH TRAINING COMPLEX	24-25
HARD ROCK STADIUM	26-27
DOLPHINS IN THE COMMUNITY	28-31
DEPTH CHART	35
TRANSACTIONS	36-37
ROSTERS	38-41
PRONUNCIATION GUIDE	41
CONTRACT STATUS	42
2025 STATS	45-59
THE LAST TIME IT HAPPENED	60-63
2026 PRESEASON STATS	64-65
2026 PRESEASON GAME SUMMARIES	69-71
2025 GAME SUMMARIES	72-88
EXECUTIVE BIOS	91-95
HEAD COACH JEFF HAFLEY	95-96
COACHES BIOS	97-99
PLAYER BIOS	100-190
HISTORY AND RECORDS	193-277

MIAMI DOLPHINS ON NFLOMG

NFLOMG.com

The Miami Dolphins on NFLOMG serves as a one-stop shop for all media information needs. Visitors can find transcripts, press releases, weekly releases, notes, flip cards, gamebooks and more by visiting NFLOMG.com.

For customized access to NFLOMG, please contact a member of the Dolphins Communications staff by emailing Media@dolphins.com.

WEEK 1 AT LAS VEGAS RAIDERS

WEEKLY MEDIA SCHEDULE

8 TUE	9 WED	10 THU	11 FRI	12 SAT	13 SUN	14 MON
No media availability	Head Coach Jeff Hafley 12:30 p.m. Practice 1 p.m. QB Malik Willis and Open Locker Room 3 p.m.	Practice 12:50 p.m. Open Locker Room 3 p.m. Coordinators and Select Position Coaches 4:30 p.m.	Head Coach Jeff Hafley 10:45 p.m. Practice 11:15 a.m. Open Locker Room 1 p.m.	No media availability	Week 1 at Las Vegas 4:25 p.m. ET TV – FOX	Head Coach Jeff Hafley TBD

Practice and media availabilities will be held at the Baptist Health Training Complex; media must RSVP and have a valid credential to attend.

DOLPHINS ON THE AIR

TV:	FOX	
Broadcasters:	Chris Meyers – Play-By-Play	
	Mark Schlereth – Color Analyst	
	Jen Hale – Sideline	
Local Radio:	Dolphins Radio Network WBGG 105.9 - FM WINZ 940 - AM	
Broadcasters:	Jimmy Cefalo – Play-By-Play	
	Joe Rose – Color Analyst	
	Kim Bokamper - Sideline	
Spanish Radio:	Dolphins Spanish Radio WZTU-HD2 La Mezcla 94.9-FM	
Broadcasters:	Roly Martin – Play-By-Play	
	Eduardo Martell – Color Analyst	

A DOLPHINS WIN WOULD...

- Improve Miami's all-time season opener record to 34-26-1 (.566).
- Improve Miami's all-time record in season openers on the road to 22-17-1.
- Be Miami's fifth win in its last six season openers.
- Mark **Jeff Hafley's** first victory as an NFL head coach, making him the fifth coach in Dolphins history to win his debut.
- Make **Jeff Hafley** the third Dolphins head coach to win his first road game at the helm and the first to win his debut on the road.
- Give Miami a 21-18-1 record in the all-time regular season series against the Raiders.
- Be Miami's 10th win over the Raiders in their last 12 meetings.

MIAMI DOLPHINS COMMUNICATIONS DEPARTMENT

Anne Noland	Senior Vice President, Communications & Marketing
Brett Brecheisen	Senior Director, Corporate Communications
Rick Hurtado	Senior Manager, Football Communications
Renzo Sheppard	Senior Manager, Football Communications
Brooke Balzano	Manager, Football Communications
Ryan Aust	Coordinator, Football Communications
Colleen Wyrick	Coordinator, Corporate Communications
Sarah Sagrott	Staff Assistant, Corporate Communications
Alexander Vafeas	Staff Assistant, Football Communications

DOLPHINS KICK OFF HAFLEY ERA VS. RAIDERS

The Miami Dolphins will travel to Las Vegas to play their first regular season game under **Head Coach Jeff Hafley on Sunday, Sept. 13, 2026, at 4:25 p.m. ET against the Raiders.**

Sunday's season opener represents the **40th meeting between the Dolphins and the Raiders** and the first since 2024, when the Dolphins defeated Las Vegas, 34-19, at Hard Rock Stadium.

Miami leads the all-time series with the Raiders, 20-18-1, and has won nine of the last 11 matchups.

The game also marks **the third all-time meeting between the clubs in a season opener**, including the Dolphins' first game as a franchise on Sept. 2, 1966. The only other season-opening meeting between the Dolphins and Raiders came in 1975.

Jeff Hafley is the fifth head coach in franchise history to begin his tenure with Miami on the road (Shula, 1970; Cameron, 2007; Philbin, 2012; Gase, 2016).

MIAMI ENTERS 2026 UNDER NEW LEADERSHIP

The Dolphins enter the 2026 season under new football leadership.

Miami named **Jon-Eric Sullivan** the team's general manager on Jan. 9, 2026, and hired **Jeff Hafley** to be the team's head coach on Jan. 19.

The pair, who worked together over the past two seasons in Green Bay, brings more than 40 years of football experience, including over 30 in the NFL.

Sullivan spent the past 22 seasons with Green Bay (2004-25) and was a key part of a Packers personnel department that acquired players who combined for **more than 15 first-team All-Pro selections and over 40 Pro Bowl nods.**

Hafley has 25 years of coaching experience, including four as a head coach at the collegiate level and two as an NFL coordinator.

HAFLEY ENTERS FIRST SEASON AS NFL HEAD COACH

Jeff Hafley is the 12th head coach in franchise history. The 2026 season marks his 26th year of coaching and his 10th season in the NFL.

From 2024-25, Hafley oversaw a Packers defense that ranked among the top in the NFL in various categories, including **fifth in total defense in 2024 (314.5 ypg).**

In his tenure, the Packers posted a **20-13-1 regular season record and made consecutive playoff appearances**, in addition to producing a combined **three All-Pro selections** and **three Pro Bowl nods** on the defensive side of the ball.

Hafley's vision for the Dolphins is to build a team founded on these core values: **trust, belief, accountability** and **toughness.**

"That's physically, that's mentally, that's everything that we do. It's a toughness that thrives on competition. It's a toughness that reflects the people and the spirit of the city of Miami," Hafley said in his introductory press conference.

SULLY HIT THE GROUND RUNNING

New Dolphins General Manager **Jon-Eric Sullivan** has wasted no time in improving since his arrival in Miami.

In his first eight months on the job, Sullivan has:

- Signed Pro Bowl **RB De'Von Achane** (through 2030), second-team All-Pro **C Aaron Brewer** (through 2029) and first-team All-Pro **ILB Jordyn Brooks** (through 2029) to contract extensions, securing the team's pillars for the long term.
- Added 16 veteran players to the 53-man roster via free agency, trade and the waiver wire, including top free agent **QB Malik Willis**.
- Increased Miami's draft capital from eight to **13 picks** in the 2026 NFL Draft, including **two first-round selections**.
- Drafted a **league-leading 13 players**, including **six in the top 100**.
- Added seven players on the waiver wire, traded for **QB Kyle McCord** and signed **EDGE Malik Herring** at roster cut downs.

2026 TEAM CAPTAINS

The Dolphins named **RB De'Von Achane**, **C Aaron Brewer**, **ILB Jordyn Brooks**, **T Patrick Paul**, **DL Zach Sieler** and **QB Malik Willis** their 2026 team captains, as voted by the team.

The nod represents the first career **captaincy honor for Achane and Paul, as well as for Willis**, who signed with the team as an unrestricted free agent this offseason.

It marks the **second-consecutive honor for Brewer and Brooks**, both of whom joined the team as unrestricted free agents in 2024 and are coming off an All-Pro season.

Meanwhile, **Sieler was selected to his third-consecutive captaincy** with the Dolphins after joining the team on waivers in 2019.

DOLPHINS' YOUTH MOVEMENT

Miami will open the 2026 campaign with **13 rookies (24.5 pct.)** on its active roster, **the most in the NFL:**

MOST ROOKIES ON ACTIVE ROSTER

RK.	TEAM	ROOKIES
1.	**MIAMI**	***13***
2.	Kansas City	*12*
3.	New England	*11*
	Pittsburgh	*11*

Of the 13 first-year players on Miami's active roster, **12 were drafted in the 2026 NFL Draft, the most in the league:**

MOST ROOKIE DRAFT PICKS ON ACTIVE ROSTER

RK.	TEAM	DRAFTED ROOKIES
1.	**MIAMI**	***12***
2.	Pittsburgh	*10*
3.	Cleveland	*10*

The Dolphins roster **average age is 25.5, which is the youngest in the NFL:**

TEAM AVERAGE AGE

RK.	TEAM	AVG. AGE
1.	**MIAMI**	***25.5***
2.	Cleveland	*25.9*
3.	Kansas City	*26.3*

The Dolphins also lead the league with 27 players under the age of 25 (50.9 pct.), and 51 players under 30 (96.2 pct.).

Ten starters on the Week 1 depth chart are either rookies or members of Miami's 2025 draft class.

BREAKING DOWN THE DOLPHINS ROSTER:

Here is how the Dolphins' current active roster breaks down (as of Sept. 8, 2025):

- There are 27 offensive players, 23 defensive players and three specialists.
- The average age of the roster is **25.5 years old**.
- **51 players (96.2 pct.)** are younger than 30 years old and **27 players (50.9 pct.)** are younger than 25 years old.
- Miami has **13 rookies (24.5 pct.)** on its active roster
- Of the 53 players on the Dolphins active roster, **25 of them (47.2 pct.)** were drafted by the Dolphins or signed by the team as undrafted college free agents.
- In total, **five players (9.4 pct.)** were selected in the first round of the NFL Draft, while another 14 (26.4 pct.)were drafted on Day 2 and 19 players (35.8 pct.) were taken on Day 3.
- A total of **36 players (67.9 pct.)** are in their third NFL season or less.

BY AGE

YEARS	NO.
21-24	27 players
25-29	24 players
30+	2 players

BY DRAFT ROUND

ROUND	NO.
1st	5 players
2nd or 3rd	14 players
4th or 5th	11 players
6th or 7th	8 players
Undrafted	15 players

BY EXPERIENCE

YEARS	NO.
Rookie-1	18 players
2-3	18 players
4-5	8 players
6-9	8 players
10+	1 player

DOLPHINS RUN GAME POWERED THE OFFENSE IN 2025

Miami totaled 432 carries for 2,044 yards (4.7 avg.) in 2025. **Its 4.7 yards per rush average was the fourth-best mark in the league last season:**

YARDS PER RUSH AVERAGE LEADERS (2025)

RK.	TEAM	ATT.	YDS.	AVG.
1.	Baltimore	507	2,662	5.3
2.	Buffalo	547	2,714	5.0
3.	Chicago	505	2,456	4.9
4.	**MIAMI**	**432**	**2,044**	**4.7**
5.	Washington	484	2,290	4.7

The Dolphins finished 2025 with 2,044 rushing yards, marking just the fourth time in the last 40 seasons – and the 16th time in the franchise's 60-year history – that the team surpassed 2,000 rushing yards in a single year.

The team recorded 10 games of 120-plus rushing yards, which was tied for **sixth most in the NFL last season.** Miami was one of only eight teams to finish the season with 10 or more such games:

MOST GAMES OF 120-PLUS RUSHING YARDS (2025)

RK.	TEAM	GAMES
1.	Buffalo	13
	Baltimore	13
3.	Washington	12
4.	Atlanta	11
	N.Y. Giants	11
6.	**MIAMI**	**10**
	Chicago	10
	Dallas	10

Of those 10 games, the Dolphins surpassed 150 rushing yards from Week 10 - 14, marking **the first time Miami has rushed for 150-plus yards in four straight games within a single season since 1977.**

TEAM MVP LOCKED IN THROUGH 2030 SEASON

RB De'Von Achane, who was selected to his first-career Pro Bowl and was named the 2025 Dan Marino Most Valuable Player by local media, signed a **four-year contract extension through the 2030 season** on May 20, 2026.

ACHANE LANDS IN THE NFL'S TOP 100

RB De'Von Achane was one of two Dolphins players to land on the **NFL's Top 100 Player of 2026**, checking in at No. 26.

He joined **ILB Jordyn Brooks**, who landed at No. 67.

ACHANE WAS AMONG THE TOP RUNNING BACKS IN 2025

Achane fueled Miami's offense in 2025, recording 238 carries for 1,350 rushing yards (5.7 avg.) and eight touchdowns in 2025. **His 5.7 yards per carry average led the NFL**, while his 1,350 rushing yards were the fifth most:

NFL LEADERS IN RUSHING PRODUCTION (2025)
(min. 200 attempts)

RK.	PLAYER (TEAM)	ATT.	YDS.	AVG.	TDs
1.	**DE'VON ACHANE (MIA.)**	**238**	**1,350**	**5.7**	**8**
2.	James Cook (Buf.)	309	1,621	5.2	12
3.	Derrick Henry (Bal.)	307	1,595	5.2	16
4.	Bijan Robinson (Atl.)	287	1,478	5.1	7
5.	Jahmyr Gibbs (Det.)	243	1,223	5.0	13

Achane also finished the season **ranked fourth among running backs in receiving yards** with 488:

RECEIVING PRODUCTION AMONG NFL RUNNING BACKS (2025)

RK.	PLAYER (TEAM)	REC.	YDS.	TDs
1.	Christian McCaffrey (SF)	102	924	7
2.	Bijan Robinson (Atl.)	79	820	4
3.	Jahmyr Gibbs (Det.)	77	616	5
4.	**DE'VON ACHANE (MIA.)**	**67**	**488**	**4**
5.	Kenneth Gainwell (Pit.)	73	486	3

Overall, his 1,838 yards from scrimmage in 16 games **ranked sixth among all NFL players** in 2025, while his **114.9 scrimmage yards per game average was the fourth-best mark in the league:**

TOTAL YARDS FROM SCRIMMAGE LEADERS (2025)

RK.	PLAYER (TEAM)	GP	SCRM YDS.	AVG.
1.	Bijan Robinson (Atl.)	17	2,298	135.2
2.	Christian McCaffrey (SF)	17	2,126	125.1
3.	Jonathan Taylor (Ind.)	17	1,963	115.5
4.	James Cook (Buf.)	17	1,912	112.5
5.	Jahmyr Gibbs (Det.)	17	1,839	108.2
6.	**DE'VON ACHANE (MIA.)**	**16**	**1,838**	**114.9**

In all, Achane scored 12 touchdowns last season, which was tied for the 10th most among running backs.

ACHANE LED THE NFL IN YARDS AFTER CONTACT PER CARRY

Achane was one of the top players in the league when it came to extending plays. He recorded 977 yards after contact on 238 carries (4.11 avg.). **His 4.11 yards after contact average was the top mark in the NFL:**

NFL LEADERS IN YARDS AFTER CONTACT PER RUSH (2025)
(min. 200 attempts)

RK.	PLAYER (TEAM)	ATT.	YACT.	AVG.
1.	**DE'VON ACHANE (MIA.)**	**238**	**977**	***4.11***
2.	Bijan Robinson (Atl.)	287	1,133	*3.95*
3.	Derrick Henry (Bal.)	307	1,103	*3.59*
4.	Javonte Williams (Dal.)	252	896	*3.56*
5.	Jonathan Taylor (Ind.)	323	1,136	*3.52*

ACHANE ECLIPSED 1,000 RUSHING YARDS IN 2025

Achane **surpassed 1,000 rushing yards** on the season for the first time in his career after totaling 134 yards in Miami's Week 13 victory over New Orleans, the 12th game of the year.

He became the **fourth player in Dolphins history to reach the mark in the first 12 games of a season**, joining Larry Csonka (1972), Delvin Williams (1978) and Ricky Williams (2002 & 2003).

HE'S IN THE AIR, HE'S ON THE GROUND

In 2025, Achane became the **first Dolphins player ever to total 3,000 rushing yards along with 1,000 yards receiving** in his first three NFL seasons and fourth in his career with the team. He also is the first Dolphin to reach 3,000 rushing yards in his first three NFL seasons.

His 3,057 career rushing yards are the **most by a Dolphins player in his first three NFL seasons**.

Meanwhile, **his 1,277 career receiving yards rank second** among Miami running backs in their first three NFL seasons since the 1970 AFL-NFL Merger, behind Terry Kirby (1,646).

ACHANE CLIMBING MIAMI'S RECORD BOOKS

Achane has totaled 544 carries for 3,057 yards (5.6 avg.) and 22 scores since being drafted by Miami in 2023.

His 3,057 rushing yards are the most by a Dolphins player in his first three NFL seasons and rank eighth in team history:

DOLPHINS ALL-TIME RUSHING LEADERS

RK.	PLAYER (YEARS)	ATT.	YDS.	AVG.
1.	Larry Csonka (1968-74, 79)	1,506	*6,737*	4.5
2.	Ricky Williams (2002-03, 05, 07-10)	1,509	*6,436*	4.3
3.	Ronnie Brown (2005-10)	1,128	*4,815*	4.3
4.	Mercury Morris (1969-75)	754	*3,877*	5.1
5.	Jim Kiick (1968-74)	997	*3,644*	3.7
6.	Tony Nathan (1979-87)	732	*3,543*	4.8
7.	Karim Abdul Jabbar (1996-99)	888	*3,063*	3.5
8.	**DE'VON ACHANE (2023-25)**	**544**	***3,057***	**5.6**
9.	Lamar Miller (2012-15)	638	*2,930*	4.6
10.	Mark Higgs (1990-94)	702	*2,648*	3.8

Meanwhile, **his 5.6 career yards per rush average is the top mark in team history:**

DOLPHINS ALL-TIME RUSHING AVERAGE LEADERS

RK.	PLAYER (YEARS)	ATT.	YDS.	AVG.
1.	**DE'VON ACHANE (2023-25)**	**544**	**3,057**	***5.6***
2.	Mercury Morris (1969-75)	754	3,877	*5.1*
3.	Tony Nathan (1979-87)	732	3,543	*4.8*
4.	Reggie Bush (2011-12)	443	2,072	*4.7*
5.	Kenyan Drake (2016-19)	333	1,532	*4.6*

Achane's 1,350 rushing yards in 2025 are the **third most in a single season in franchise history:**

DOLPHINS SINGLE-SEASON RUSHING YARDS LEADERS

RK.	PLAYER	YEAR	ATT.	YDS.
1.	Ricky Williams	2002	383	*1,853*
2.	Ricky Williams	2003	392	*1,372*
3.	**DE'VON ACHANE**	**2025**	**238**	***1,350***
4.	Jay Ajayi	2016	260	*1,272*
5.	Delvin Williams	1978	272	*1,258*

Along with his 488 receiving yards, Achane produced a total of 1,838 scrimmage yards in 2025, which are **the second most in a single season in team history:**

DOLPHINS SINGLE-SEASON SCRIMMAGE YARDS LEADERS

RK.	PLAYER (YEARS)	RSH.	REC.	SCRM.
1.	Ricky Williams (2002)	1,853	363	*2,216*
2.	**DE'VON ACHANE (2025)**	**1,350**	**488**	***1,838***
3.	Tyreek Hill (2023)	15	1,799	*1,814*
4.	Tyreek Hill (2022)	32	1,710	*1,742*
5.	Ricky Williams (2003)	1,372	351	*1,723*

Achane has recorded a total of 1,277 receiving yards in his career, which is **the 10th most by a running back in Dolphins history:**

MOST RECEIVING YARDS AMONG MIAMI RUNNING BACKS (ALL-TIME)				
RK.	PLAYER (YEARS)	REC.	*YDS.*	AVG.
1.	Tony Nathan (1979-87)	383	*3,592*	9.4
2.	Jim Kiick (1968-74)	221	*2,210*	10.0
3.	Jim Jensen (1981-92)	229	*2,171*	9.5
4.	Terry Kirby (1993-95)	155	*1,646*	10.6
5.	Ronnie Brown (2005-10)	184	*1,491*	8.1
6.	Keith Byars (1993-96)	166	*1,433*	8.6
7.	Ricky Williams (2002-03, 2005, 2007-10)	197	*1,431*	7.3
8.	Troy Stradford (1987-90)	159	*1,373*	8.6
9.	Bernie Parmalee (1992-98)	144	*1,306*	9.1
10.	**DE'VON ACHANE (2025-PRES)**	**172**	***1,277***	**7.4**

ACHANE FINDS THE END ZONE

Achane, who scored 12 touchdowns in 2025, has tallied a total of **35 touchdowns** (22 rushing and 13 receiving) since being drafted by Miami in 2023.

His 35 career touchdowns are the eighth most in franchise history and are the most by a Dolphins player in a three-year span:

MOST SCRIMMAGE TOUCHDOWNS IN DOLPHINS HISTORY				
RK.	PLAYER	RSH.	REC.	*SCRM.*
1.	Mark Clayton	0	81	*81*
2.	Nat Moore	1	74	*75*
3.	Mark Duper	0	59	*59*
4.	Larry Csonka	53	4	*57*
5.	Ricky Williams	48	6	*54*
6.	Chris Chambers	0	43	*43*
7.	Ronnie Brown	36	2	*38*
8.	**DE'VON ACHANE**	**22**	**13**	***35***
9.	Karim Abdul-Jabbar	33	1	*34*
10.	Paul Warfield	0	33	*33*

He is one of only **seven running backs since 1970 with 20-plus rushing touchdowns and 10-plus receiving touchdowns in his first three NFL seasons**, joining Marcus Allen, Roger Craig, Chuck Foreman, Alvin Kamara, Christian McCaffrey and Jahmyr Gibbs.

Achane's 13 receiving touchdowns are tied with Kelvin Bryant and Roger Craig for the **fourth most by a running back in his first three seasons since 1970**. Only Chuck Foreman (17), Christian McCaffrey (15) and Austin Ekeler (14) had more.

With 12 touchdowns from scrimmage in 2025 (eight rushing and four receiving), Achane became just the **12th player in NFL history to score at least 11 touchdowns in each of his first three seasons.** He joined Marcus Allen, Earl Campbell, Eric Dickerson, Jahmyr Gibbs, Bob Hayes, Abner Haynes, Randy Moss, Barry Sanders, Gale Sayers, Emmitt Smith and Ricky Watters.

He is also **one of just three players in NFL history with five-plus rushing touchdowns and three-plus receiving touchdowns in each of his first three NFL seasons** (Roger Craig & Abner Haynes).

DOLPHINS LAND WILLIS

The Dolphins signed one of the top free-agent quarterbacks this offseason in **Malik Willis**, adding a dynamic, dual-threat weapon to the offense.

Willis has played in 22 career games with six starts, completing 105-of-155 passes (67.7 pct.) for 1,322 yards with six touchdowns and three interceptions, along with 74 carries for 405 rushing yards (5.5 avg.) and four touchdowns.

With Green Bay from 2024-25, Willis appeared in 11 games with three starts, completing **70-of-89 passes for 972 yards and six touchdowns with no interception**s, while adding **261 rushing yards and three scores on 42 carries**.

Willis leads the NFL in passer rating (134.6), completion percentage (78.7) and passing yards per attempt (10.9) since 2024 among quarterbacks with at least 50 attempts:

PASSER RATING LEADERS SINCE 2024 (min. 50 attempts)			
RK.	PLAYER (TEAM)	ATT.	*PASSER RATING*
1.	**MALIK WILLIS (GB/MIA.)**	**89**	***134.6***
2.	Mitchell Trubisky (Buf./Ten.)	61	*128.6*
3.	Lamar Jackson (Bal.)	776	*113.5*
4.	Jared Goff (Det.)	1,117	*108.5*
5.	Joe Burrow (Cin.)	911	*106.3*

PASSING YARDS PER ATTEMPT SINCE 2024 (min. 50 attempts)				
RK.	PLAYER (TEAM)	ATT.	YDS.	*YDS/ATT.*
1.	**MALIK WILLIS (GB/MIA.)**	89	972	***10.9***
2.	Lamar Jackson (Bal.)	776	6,721	*8.7*
3.	Jared Goff (Det.)	1,117	9,193	*8.2*
	Sam Darnold (Min./Sea.)	1,022	8,367	*8.2*
	Brock Purdy (SF)	739	6,031	*8.2*

COMPLETION PERCENTAGE LEADERS SINCE 2024 (min. 50 attempts)				
	PLAYER (TEAMS)	COMP.	ATT.	*PCT.*
1.	**MALIK WILLIS (GB/MIA.)**	**70**	**89**	***78.7%***
2.	Mitchell Trubisky (Buf./Ten.)	44	61	*72.1%*
3.	Tua Tagovailoa (Mia./Atl.)	551	783	*70.4%*
4.	Jared Goff (Det.)	783	1,117	*70.1%*
5.	Joe Milton III (NE/Dal.)	37	53	*69.8%*

WASHINGTON HAS BEEN VERSATILE FOR MIAMI

WR Malik Washington was a key contributor in Miami's run, pass and return game in 2025, producing a total of 1,652 all-purpose yards.

He recorded 46 catches for 317 receiving yards and three scores in addition to 17 carries for 110 rushing yards (6.5 avg.) and a touchdown.

His 110 rushing yards were the second most by a wide receiver in the NFL in 2025 (Malachi Corley, Cle., 127).

Washington also logged 1,225 yards in the return game on special teams (965 KOR & 260 PR), in addition to a punt returned for a touchdown.

He was the only player in the NFL last year to record at least 100 yards in each of the four metrics and his 1,652 all-purpose yards last year ranked **sixth in the NFL among wide receivers:**

MOST ALL-PURPOSE YARDS AMONG WIDE RECEIVERS (2025)

RK.	PLAYER (TEAM)	RSH. YDS	REC. YDS	KR YDS	PR YDS	*AP YDS*
1.	Chimere Dike (Ten.)	18	423	1,588	398	*2,427*
2.	KaVontae Turpin (Dal.)	89	396	1,814	55	*2,354*
3.	Jaxon Smith-Njigba (Sea.)	36	1,793	0	0	*1,829*
4.	Puka Nacua (LAR)	105	1,715	0	0	*1,820*
5.	Myles Price (Min.)	0	0	1,479	298	*1,777*
6.	**MALIK WASHINGTON (MIA.)**	**110**	**317**	**965**	**260**	***1,652***

DULCICH ADDED PRODUCTION IN 2025

TE Greg Dulcich led the tight end room and had **the third most receiving yards** among Miami's pass catchers in 2025.

He played in 10 games, starting three, and recorded **26 receptions for 335 yards and one touchdown.** The Dolphins re-signed Dulcich on March 11, 2026.

GORDON II BROUGHT POWER TO MIAMI'S BACKFIELD

RB Ollie Gordon II, who is entering his second year, was productive in 2025, particularly in short yardage.

He finished the season converting 10 of his 15 third-and-short down attempts from two yards or less.

That 66.7 conversion rate was the **seventh-best mark in the league** among running backs with 15 or more attempts.

BREWER WILL HELP PAVE THE WAY THROUGH 2029

After locking in Pro Bowl **RB De'Von Achane**, Miami ensured continuity in front of him by signing **C Aaron Brewer** to a three-year contract extension through 2029 on June 11, 2026.

A team captain, Brewer earned second-team **All-Pro honors** and was a **Protector of the Year finalist** in 2025 after anchoring an offensive line that helped produce the **NFL's fourth-best rushing average** (4.7 yards per attempt).

MIAMI'S O-LINE HELD STRONG IN 2025

Miami's offensive line **did not allow a sack in four games** in 2025, **tied for the third-most such games in the NFL** behind only Jacksonville and Houston (5 each).

The Dolphins rushed for at least 100 yards in all four contests, becoming **one of only four teams** in 2025 to post four or more games with 100-plus rushing yards and no sacks allowed (Jax., 5; Det., 4; Hou., 4).

Additionally, the Dolphins allowed **68 QB hits in 2025**, which tied with Chicago for the **fifth lowest in the NFL** (TB, 60; Pit., 63; Sea., 63; Phi. 63).

Miami returns four of its five original starting offensive linemen from 2025: **C Aaron Brewer**, **T Patrick Paul**, **G Jonah Savaiinaea** and **T Austin Jackson**.

DOLPHINS BUILD FROM THE INSIDE OUT

In addition to extending **C Aaron Brewer**, Miami used the 12th overall pick in the 2026 NFL Draft to select **G/T Kadyn Proctor** out of Alabama.

Proctor anchored Alabama's offensive line for three seasons, starting 40 games and earning **consensus All-American** and **first-team All-SEC** honors in 2025. He helped the Crimson Tide win the 2023 SEC Championship and reach the College Football Playoff in 2023 and 2025.

The Dolphins also drafted **G DJ Campbell** in the sixth round (200th overall) out of Texas.

Campbell earned All-SEC honors in 2025, started 43 games for the Longhorns and helped lead Texas to the College Football Playoff and a Peach Bowl title in 2024.

MIAMI ADDS YOUNG TALENT TO RECEIVING CORPS

Miami bolstered its receiving corps with several offseason additions.

For the first time since 1975, the team drafted three wide receivers in the same class. Miami selected **Caleb Douglas** (75th overall) out of Texas Tech and **Chris Bell** (94th overall) of Louisville in the third round, in addition to Missouri's **Kevin Coleman Jr.** in the fifth round (177th overall).

The Dolphins also drafted tight ends **Will Kacmarek** out of Ohio State in the third round (87th overall) and **Seydou Traore** out of Mississippi State in the fifth round (180th overall), and claimed **Justin Joly** off waivers from Denver after the Broncos selected him in the fifth round (152nd overall) of the 2026 NFL Draft.

Additionally, fifth-year wideout **Jalen Tolbert** joined the wide receiver room as an unrestricted free agent in the offseason.

MIAMI FORCED 20 TURNOVERS IN 2025

Despite a slow start, the Dolphins produced 20 takeaways in the last 13 games of 2025.

Miami's 20 takeaways from Weeks 4-18 were tied for the sixth most in the NFL in that span:

TAKEAWAYS (WEEKS 4-18)				
RK.	TEAM	FR	INT	*TAKEAWAYS*
1.	Chicago	9	19	*28*
2.	Houston	9	18	*27*
3.	Jacksonville	7	15	*22*
4.	Tampa Bay	9	12	*21*
	L.A. Rams	7	15	*21*
6.	**MIAMI**	**11**	**9**	***20***
	Seattle	7	13	*20*
	L.A. Chargers	4	16	*20*

The Dolphins' 11 fumble recoveries were the most in the NFL from Weeks 4-18:

FUMBLE RECOVERIES (WEEKS 4-18)		
RK.	TEAM	*FR*
1.	**MIAMI**	***11***
2.	Tampa Bay	*9*
	Chicago	*9*
	Houston	*9*
	New England	*9*

THE RUN DEFENSE IMPROVED AS THE SEASON PROGRESSED

The Dolphins enter the 2026 season with a defensive front seven that is largely intact from a year prior.

In 2025, the group closed the season with formidable run defense. The unit had its best stretch from Weeks 8 - 17, allowing an average of 99.2 rushing yards per game, the **sixth-best mark in the league in that span:**

FEWEST RUSHING YARDS ALLOWED PER GAME (WEEKS 8 - 17)		
RK.	TEAM	*RSH. YPG*
1.	Jacksonville	*82.2*
2.	Denver	*86.9*
3.	L.A. Chargers	*90.0*
4.	Baltimore	*90.7*
5.	Houston	*94.6*
6.	**MIAMI**	***99.2***

The Dolphins' strong run defense during that stretch was highlighted by their performance in Week 8, when they held the **then-fourth-ranked Falcons rushing attack to only 45 yards**.

BROOKS INKS THREE-YEAR CONTRACT EXTENSION

The Dolphins locked in another team pillar when they signed **ILB Jordyn Brooks** to a contract extension through the 2029 season on July 22, 2026.

Brooks, who served as a **team captain** in 2025, was the **NFL's leading tackler** and a **first-team All-Pro** selection last year.

BROOKS AMONG THE NFL'S TOP 100

ILB Jordyn Brooks was one of two Dolphins players among the **NFL's Top 100 Players of 2026**, landing at **No. 67**. He joined RB De'Von Achane (No. 26).

BROOKS LED THE NFL IN TACKLES IN 2025

ILB Jordyn Brooks finished the 2025 season as the **NFL's leading tackler with 183 stops** (99 solo):

NFL LEADERS IN TACKLES (2025)				
RK.	PLAYER (TEAM)	SOLO	ASST.	*TKLS*
1.	**JORDYN BROOKS (MIA.)**	**99**	**84**	***183***
2.	Devin White (LV)	95	79	*174*
3.	Jack Campbell (Det.)	85	81	*166*
4.	Bobby Wagner (Was.)	79	83	*162*
5.	Cedric Gray (Ten.)	95	65	*160*

His 183 tackles in 2025 are **the fourth most in a single season in franchise history:**

DOLPHINS SINGLE-SEASON LEADERS IN TACKLES			
RK.	PLAYER	YEAR	*TKLS*
1.	Steve Towle	1976	*217*
2.	Zach Thomas	2002	*195*
3.	Zach Thomas	2003	*184*
4.	**JORDYN BROOKS**	**2025**	***183***
5.	Zach Thomas	1996	*180*
	Zach Thomas	2001	*180*

BROOKS STOOD OUT AMONG NFL DEFENDERS

Brooks was **one of only two players to record eight games of 11-plus tackles in 2025:**

MOST GAMES OF 11-PLUS TACKLES (2025)			
RK.	PLAYER	TEAM	*GAMES*
1.	**JORDYN BROOKS**	**MIA.**	***8***
	Blake Cashman	Min.	*8*
3.	Devin White	LV	*7*
	Nick Bolton	KC	*7*
	Cedric Gray	Ten.	*7*

He was **the only player to post two games of 18 stops or more**, having recorded 18 (15 solo) in Week 4 against the Jets and an impressive 20 stops (10 solo) in Miami's Week 11 victory over Washington in Madrid.

His 20-tackle performance in Week 11 marked the **most total tackles by a Dolphins player since Zach Thomas had 21 in 2006 at Buffalo**.

Brooks, who also tallied 3.5 sacks, 13 tackles for loss, one fumble recovery and a forced fumble last year, **was the only player in the NFL to post 150-plus tackles, 10-plus tackles for loss and at least 3.0 sacks in 2025.**

He is **one of only two players in the NFL** to have recorded 100-plus tackles and 3.0 sacks in each of the last three seasons (Lavonte David, TB).

BROOKS HAS REACHED 100 TACKLES IN FIVE-STRAIGHT SEASONS

Brooks surpassed the 100-tackle mark for a fifth-consecutive season in 2025, making him **one of just eight active players** to post 100 tackles in five or more consecutive seasons and the **first Dolphin to total 100 tackles in back-to-back seasons** since Jerome Baker in 2019-20.

CONSECUTIVE 100-TACKLE SEASONS (ACTIVE PLAYERS)			
RK.	PLAYER (TEAM)	YEARS	*NO.*
1.	Bobby Wagner (Sea./ LAR/Was.)	2012-25	*14*
2.	Demario Davis (NYJ/Cle./NO)	2017-25	*9*
	Eric Kendricks (Min./LAC/Dal.)	2016-24	*9*
4.	Tremaine Edmunds (Buf./Chi.)	2018-25	*8*
	Roquan Smith (Chi./Bal.)	2018-25	*8*
6.	Fred Warner (SF)	2018-24	*7*
7.	Foye Oluokun (At./Jax.)	2020-25	*6*
8.	**JORDYN BROOKS (SEA./MIA.)**	**2021-25**	***5***

BROOKS HAS RECORDED 326 TACKLES AS A DOLPHIN

Brooks has tallied 326 tackles since joining the Dolphins in 2024.

That is the most stops by a player in his first two seasons with the team since 1994, when solo tackles began to be recorded:

MOST TACKLES BY A DOLPHINS PLAYER IN HIS FIRST TWO YEARS WITH THE TEAM (SINCE 1994)				
RK.	PLAYER (YEARS)	SOLO	ASST.	*TKLS*
1.	**JORDYN BROOKS (2024-25)**	**185**	**141**	***326***
2.	Zach Thomas (1996-97)	198	84	*282*
3.	Kiko Alonso (2016-17)	149	83	*232*
4.	Kevin Burnett (2011-12)	164	52	*216*
5.	Jerome Baker (2018-19)	130	70	*200*

His 326 tackles since 2024 are also the most in the NFL in that span.

BROOKS SURPASSED 800 CAREER TACKLES IN 2025

Brooks surpassed 800 career tackles in 2025, becoming **the fifth player since 2000 to reach that mark in the first six seasons of his NFL career**.

MOST TACKLES BY PLAYERS IN THEIR FIRST SIX NFL SEASONS (SINCE 2000)				
RK.	PLAYER (TEAMS)	SOLO	ASST.	*TKLS*
1.	Roquan Smith (Chi./Bal.)	534	316	*850*
2.	**JORDYN BROOKS (SEA./MIA.)**	**493**	**345**	***838***
3.	Luke Kuechly (Car.)	516	302	*818*
4.	Patrick Willis (SF)	622	190	*812*
5.	Foye Oluokun (Atl./Jax.)	507	305	*811*

DOLPHINS DEFENSIVE YOUTH WERE PRODUCTIVE

The Dolphins defense featured some of the NFL's most productive rookies in 2025.

Defensive linemen **Kenneth Grant**, **Jordan Phillips** and **Zeek Biggers** all ranked in the top 10 in stops among rookie defensive tackles:

MOST TACKLES BY ROOKIE INTERIOR DEFENSIVE LINEMEN(2025)				
RK.	PLAYERS (TEAM)	SOLO	ASST.	*TACKLES*
1.	Mason Graham (Cle.)	28	21	*49*
2.	Deone Walker (Buf.)	17	22	*39*
3.	**JORDAN PHILLIPS (MIA.)**	**8**	**26**	***34***
4.	**KENNETH GRANT (MIA.)**	**15**	**18**	***33***
5.	Jamaree Caldwell (LAC)	14	17	*31*
6.	Derrick Harmon (Pit.)	11	16	*27*
7.	CJ West (SF)	12	9	*21*
8.	**ZEEK BIGGERS (MIA.)**	**6**	**14**	***20***
	Darius Alexander (NYG)	9	11	*20*
10.	Tyleik Williams (Det.)	8	10	*18*

Despite playing in only nine games in 2025, Biggers became **one of only six defensive tackles** taken in the seventh round of the draft since 2000 to record 20-plus stops in his rookie season:

SEVENTH-ROUND DTs WITH 20-PLUS STOPS IN YEAR 1 (SINCE 2000)

PLAYER (TEAM)	YEAR	TKLS
ZEEK BIGGERS (MIA.)	***2025***	**20**
Jonah Laulu (LV)	*2024*	35
Khyiris Tonga (Chi.)	*2021*	24
Shamar Stephen (Min.)	*2014*	23
James Reed (NYJ)	*2001*	27
Tyrone Robertson (Buf.)	*2001*	26

Biggers is also **the first Dolphins seventh rounder to record 20-plus tackles since LB Derrick Pope in 2004.**

Biggers blocked a field goal in Week 17 against Tampa Bay. **He was one of only two rookies in 2025 to tally 20 tackles and a blocked field goal** (Nick Emmanwori, Sea.).

In the secondary, **CB Jason Marshall Jr.** and **S Dante Trader Jr.**, added reliable playmaking ability.

Trader Jr., who played in every game, with three starts in 2025, led the team with a career-high 12 tackles (seven solo) in Week 9 against Baltimore. **It was the most stops by a Dolphins rookie since Derrick Pope tallied 13 tackles (eight solo) at Denver in 2004.**

He joined Pope and Hall of Famer Zach Thomas as the only Dolphins rookies to record at least 12 stops in a game since tackles have been officially tracked.

Meanwhile, Marshall Jr. recorded his **first career interception** in Miami's Week 17 victory over the Buccaneers, returning it for 24 yards.

Marshall Jr. tallied five tackles (three solo), one tackle for loss and the interception against Tampa Bay and **was one of only five rookies to post such a statline all year.**

SIELER IS A VETERAN ANCHOR FOR MIAMI'S DEFENSE

DL Zach Sieler tallied 47 tackles (29 solo), 5.5 sacks, 10 tackles for loss, one fumble recovery and one pass defensed and a blocked field goal in 2025.

He was **one of only two NFL defensive tackles** in 2025 to post 45-plus stops, 5.0-plus sacks and 10-plus tackles for loss (Jeffery Simmons, Ten.).

Out of his 5.5 sacks last year, 4.5 came in the last five games of the season, **tying for the fifth most in the NFL in that span**.

Meanwhile, his 5.5 sacks were **tied for the seventh most in the NFL** among interior defensive linemen and ranked second among Dolphins players.

He was **one of only three NFL interior defensive linemen** in 2025 to have three consecutive games with multiple tackles, at least 1.0 sack and a tackle for loss, having done so from Week 14 to 16 (Jeffery Simmons, Ten., Ed Oliver, Buf.).

Sieler has recorded at least one tackle in 99 consecutive games, **the longest active streak by a defensive lineman in the NFL:**

LONGEST ACTIVE STREAK OF GAMES WITH AT LEAST ONE TACKLE AMONG DEFENSIVE LINEMEN

RK.	PLAYERS	CURRENT TEAM	GAMES
1.	**ZACH SIELER**	**MIAMI**	***99***
2.	Harrison Phillips	N.Y Jets	*81*
3.	Maxx Crosby	Las Vegas	*73*
4.	Grover Stewart	Indianapolis	*66*
5.	DeForest Buckner	Indianapolis	*52*
6.	D.J. Jones	Denver	*49*
7.	Nathan Shepherd	New Orleans	*48*
8.	Jeffery Simmons	Tennessee	*46*
9.	A'Shawn Robinson	Tampa Bay	*45*
10.	Jonathan Allen	Cincinnati	*41*

His 99-game stretch with at least one stop is the fourth-longest streak by a defensive lineman since 1987.

ROBINSON POISED TO MAKE HIS MARK IN 2026

EDGE Chop Robinson, the Dolphins first-round pick in 2024 (21st overall), is primed to take a step forward in 2026.

Robinson finished the 2025 season with 21 tackles (10 solo), 4.0 sacks and one forced fumble, after a rookie campaign with 26 tackles, 6.0 sacks and four passes defensed.

"Confidence. He's playing more physical and he's playing more aggressive, and he's taking steps every day to become a complete player." - **Head Coach Jeff Hafley** on Robinson's growth.

DOLPHINS BOLSTER DEFENSE WITH OFFSEASON ADDITIONS

The Dolphins made a series of moves throughout the offseason that infused talent and competition into the defensive side of the ball.

Miami used one of its two first-round picks in the 2026 NFL Draft to select San Diego State **CB Chris Johnson** (27th overall).

Johnson was a **second-team All-American**, a **first-team All-Mountain West** selection and was named **co-Mountain West Defensive Player of the Year** in 2025.

Miami also selected Texas Tech **ILB Jacob Rodriguez** in the second round (43rd overall). He was a **unanimous All-American in 2025** and **one of the most decorated defensive players in college football history.**

Miami later selected Pittsburgh **S Kyle Louis** in the fourth round (138th overall) and Texas **S Michael Taaffe** in the fifth round (158th overall).

The Dolphins also signed former second-round selection **Josh Uche**, as well as two-time Super Bowl champion **Malik Herring** as additions to the EDGE room. Meanwhile, former third-round talent **Ronnie Harrison Jr.** joined the inside linebacker room as an unrestricted free agent.

On the defensive backfield, the team added former fourth-round selection **Marcellas Dial Jr**., along with **Reese Taylor** to the cornerback room, while Super Bowl champion **Zayne Anderson** and second-year talent **Julius Wood** joined the safety room.

PATTERSON MADE DOLPHINS HISTORY IN 2025

K Riley Patterson, who started the 2025 season on the practice squad with Miami and was signed to the active roster in Week 4, **set a new franchise single-season record in field goal percentage.**

Patterson finished the season having converted 27-of-29 field goals for a 93.1 field goal percentage:

DOLPHINS SINGLE-SEASON FIELD GOAL PERCENTAGE LEADERS (min. 15 attempts)

RK.	PLAYER	YEAR	FGM	FGA	*AVG.*
1.	**RILEY PATTERSON**	**2025**	**27**	**29**	***93.1***
2.	Jason Sanders	2020	36	39	*92.3*
3.	Jay Feely	2007	21	23	*91.3*
	Cody Parkey	2017	21	23	*91.3*
5.	Olindo Mare	2001	19	21	*90.5*

Among his field goals was a **game winner in overtime against Washington in Madrid in Week 11** and a **career-long 54-yarder against Pittsburgh in Week 15.**

Patterson converted 11 field goals from 40-plus yards, **the fourth most in the NFL in 2025.**

Patterson also connected on 33-of-34 extra point attempts (97.1 pct.).

DOLPHINS ADD EXPERIENCE TO SPECIAL TEAMS

The Dolphins signed **P Bradley Pinion** and **LS Tucker Addington** during free agency.

Pinion is a **12-year NFL veteran**, who has appeared in 179 career games, recording 750 punts for 33,393 yards (44.5 avg.) and a 40.0 net average.

The unit is led by **Special Teams Coordinator Chris Tabor**, who is in his 31st year of coaching, 18th season in the NFL and 16th season as an NFL coordinator.

WASHINGTON SHINED IN THE RETURN GAME

Second-year **WR Malik Washington** turned in a highlight-worthy performance in the return game in 2025, featuring a **74-yard punt return touchdown in Week 2 against New England.**

It was Miami's first punt return touchdown since Jakeem Grant had an 88-yard punt return touchdown in 2020 against the Rams.

He became the first Dolphins player since WR Jarvis Landry in 2014 to reach 1,000 return yards in a season, logging 20 punt returns for 260 yards (13.0 avg.) and 965 yards on 36 kickoff returns (26.8 avg.).

Washington's **1,225 total return yards are the 10th most in a single season in franchise history** and ranked **sixth in the NFL in 2025:**

TOTAL RETURN YARDS LEADERS (2025)

RK.	PLAYER (TEAM)	PR YDS.	KR YDS.	*TOTAL YDS.*
1.	Chimere Dike (Ten.)	398	1,588	*1,986*
2.	KaVontae Turpin (Dal.)	55	1,814	*1,869*
3.	Myles Price (Min.)	298	1,479	*1,777*
4.	Devin Duvernay (Chi.)	231	1,069	*1,300*
5.	Isaiah Williams (NYJ)	396	837	*1,233*
6.	**MALIK WASHINGTON (MIA.)**	**260**	**965**	***1,225***
7.	Charlie Jones (Cin.)	115	1,084	*1,199*
8.	Skyy Moore (SF)	291	907	*1,198*
9.	Jaylin Noel (Hou.)	335	799	*1,134*
10.	Marvin Mims Jr. (Den.)	452	658	*1,110*

RB DE'VON ACHANE...

- Has 44 games played. Needs six games played to reach 50 in his career.
- Has 36 starts. Needs 14 starts to reach 50 starts in his career.
- Has 13 receiving touchdowns. Needs two receiving touchdowns to become the seventh NFL running back since 1970 to catch at least 15 touchdowns in the first four seasons of his career.
- Needs six receiving touchdowns to become the third NFL running back since 1970 to record at least six receiving touchdowns in two of his first four NFL seasons.
- Has 1,277 receiving yards. Needs 369 receiving yards to reach 1,646 and tie Terry Kirby for the most receiving yards by a Dolphins running back in his first four NFL seasons since at least 1970.
- Has 22 rushing touchdowns. Needs two rushing touchdowns to reach 24 and surpass Ronnie Brown for the second-most rushing touchdowns among Dolphins running backs in their first four NFL seasons since at least 1970.
- Has 10 100-yard rushing games in his career. Needs four 100-yard rushing games to reach 14 and surpass Ronnie Brown for the most by a Dolphins player in the first four years of his NFL career. Needs five 100-yard rushing games to reach 15 and tie Larry Csonka and Ronnie Brown for the second most in Dolphins history.
- Has 35 total touchdowns. Needs three scrimmage touchdowns to reach 38 and tie Ronnie Brown for the seventh most in Dolphins history.
- Has 3,057 rushing yards in his career. Needs 443 rushing yards to reach 3,500 and become the first Dolphins player since at least 1970 to reach that mark in his first four NFL seasons.
- Has 3,057 rushing yards in his career. Needs 821 to reach 3,878 and pass Mercury Morris for the fourth most in franchise history.
- Has 4,334 yards from scrimmage in his career. Needs 666 yards from scrimmage to reach 5,000 in his career. He would become the first Dolphin and the 14th NFL player since at least 1970 to reach that mark in his first four NFL seasons.

CB JUJU BRENTS...

- Has 18 games played. Needs seven games played to reach 25 in his career.
- Has 11 starts. Needs nine to reach 20 in his career.
- Has 60 tackles. Needs 15 tackles to reach 75 in his career.

C AARON BREWER...

- Has 91 games played. Needs nine games played to reach 100 in his career.
- Has 73 starts. Needs two starts to reach 75 in his career.

ILB JORDYN BROOKS...

- Has 97 games played. Needs three games played to reach 100 in his career.
- Has 89 starts. Needs 11 starts to reach 100 in his career.
- Has 838 tackles in his career. Needs 162 to reach 1,000 and become the second NFL player since at least 1994 to reach that mark in the first seven seasons of his career.
- Has 13.0 sacks in his career. Needs 2.0 sacks to reach 15.0.
- Has 25 passes defensed in his career. Needs five passes defensed to reach 30.
- Needs at least 100 tackles and 3.0 sacks in the 2026 season to become the third NFL player since 2000 to reach those marks in four consecutive seasons.
- Needs at least 100 tackles in 2026 to become the 11th NFL player since 2000 to surpass the mark in six of his first seven NFL seasons.
- Has had two seasons of 180-plus tackles in his career (2021, 2025). Needs 180 tackles in 2026 to become the only player since at least 2000 to reach the mark in three separate seasons.

TE GREG DULCICH...

- Has 799 receiving yards. Needs one yard to reach 800 and 201 to reach 1,000 in his career.
- Has 67 receptions. Needs eight receptions to reach 75 in his career.

ILB WILLIE GAY JR...

- Has 89 games played. Needs 11 games played to reach 100 in his career.
- Has 271 tackles. Needs four tackles to reach 275 in his career.
- Has 9.0 sacks. Needs 1.0 sacks to reach 10.0 in his career.

T AUSTIN JACKSON...

- Has 62 games played. Needs 13 games played to reach 75 in his career.
- Has 60 starts. Needs 15 starts to reach 75 in his career.

K RILEY PATTERSON...

- Has 61 games played. Needs 14 games played to reach 75 in his career.
- Has 143 extra points made. Needs seven extra points made to reach 150 in his career.
- Has 90 field goals made. Needs 10 to reach 100 field goals made in his career.

T PATRICK PAUL...

- Has 34 games played. Needs 16 games played to reach 50 in his career.

P BRADLEY PINION...

- Has played in 69 consecutive games. Needs six to reach 75 consecutive games played.
- Has recorded 750 career punts. Needs 50 to reach 800 in his career and become the second punter to reach that mark since he entered the league in 2015.
- Has recorded 33,393 career punting yards. Needs 1,607 to reach 35,000 and become the third punter to reach that mark since he entered the league in 2015.

EDGE CHOP ROBINSON...

- Has 47 tackles. Needs three tackles to reach 50 in his career.
- Has 10.0 career sacks. Needs 5.0 sacks to reach 15.0 career sacks.

DL ZACH SIELER...

- Has 108 games played. Needs 17 to reach 125 games played in his career.
- Has 357 tackles. Needs 18 tackles to reach 375 in his career.
- Has 35.5 career sacks. Needs 4.5 sacks to reach 40.0 career sacks.
- Has 16 passes defensed. Needs four passes defensed to reach 20 in his career.

WR JALEN TOLBERT...

- Has 55 games played. Needs 15 to reach 75 games played in his career.
- Has 91 career receptions. Needs nine receptions to reach 100 in his career.

S DANTE TRADER JR....

- Has 48 tackles. Needs two tackles to reach 50 in his career.

EDGE JOSH UCHE...

- Has 21.5 career sacks. Needs 3.5 to reach 25.0 in his career.
- Has 105 career tackles. Needs 20 to reach 125 in his career.

WR MALIK WASHINGTON...

- Has 540 receiving yards in his career. Needs 60 receiving yards to reach 600 in his career.
- Has 1,395 career kick return yards. Needs 605 kick return yards to reach 2,000 kick return yards in his career.
- Has 50 kick returns. Needs 15 kick returns to reach 75 in his career.
- Has 38 punt returns. Needs 12 punt returns to reach 50 in his career.
- Has 675 scrimmage yards in his career. Needs 325 to reach 1,000 scrimmage yards in his career.
- Has 2,464 all-purpose yards in his career. Needs 536 all-purpose yards to reach 3,000 in his career and become the 16th Dolphins player since 1970 to reach that mark in the first three years of his career.

THE MIAMI DOLPHINS....

- Have a home regular-season record of 296-167-3, including in neutral sites and international games in which the Dolphins were designated as the home team. Need four home wins to reach 300 home regular-season wins all-time.

DOLPHINS - RAIDERS MATCHUP

SOUTH FLORIDA CONNECTIONS

RAIDERS	SCHOOL/HOMETOWN
CB Hezekiah Masses	Florida International (2022-24) / Deerfield Beach HS / Deerfield Beach, Fla.
QB Fernando Mendoza	Christopher Columbus HS / Miami, Fla.

LAS VEGAS CONNECTIONS

DOLPHINS	SCHOOL/HOMETOWN
Linebackers Coach/Run Game Coordinator Joe Barry	University of Nevada, Las Vegas (1999) *Linebackers Coach*
Offensive Assistant Coach Jonathan Krause	University of Nevada, Las Vegas (2021-22) *Wide Receivers Coach*

FORMER DOLPHINS

RAIDERS PLAYER	NOTES
DL Adam Butler (2021)	17 GP, 1 GS; 17 tackles (9 solo), 2.0 sacks, 3 PD

RAIDERS COACH/STAFF	ROLE WITH DOLPHINS
Defensive Assistant Steve Ferentz (2020-22)	Coaching Assistant (2020-21) Assistant LB Coach (2022)
Defensive Coordinator Rob Leonard (2019-21)	LB Coach (2019) Asst. DL Coach (2020) OLB Coach (2021)
Asst. Defensive Line Coach Kenyon Jackson	Asst. DL Coach (2021)
Senior National Scout Lenny McGill (2015-21)	College Scout

FORMER RAIDERS

DOLPHINS COACH/STAFF	ROLE WITH RAIDERS
Asst. Tight Ends Coach Lemuel Jeanpierre (2018-19)	Asst. Offensive Line Coach

NOTABLE COLLEGE CONNECTIONS

RAIDERS	DOLPHINS
WR Malik Benson (2023)	G/T Kadyn Proctor (2023-25)
S Treydan Stukes (2020-25) S Dalton Johnson (2021-25)	G Jonah Savaiinaea (2022-24)
RB Ashton Jeanty (2022-24)	Quarterbacks Coach Bush Hamdan (2023) *Offensive Coordinator / QB Coach*
S Eric Stokes (2017-20) LB Quay Walker (2018-21) LB Nakobe Dean (2019-21) TE Brock Bowers (2021-24)	EDGE Malik Herring (2017-20) EDGE Robert Beal Jr. (2019-22)
Asst. Defensive Line Coach Kenyon Jackson (2016-19) *Played Defensive Tackle*	Defensive Line Coach Austin Clark (2018-19) *Defensive Line Coach*
C Tyler Linderbaum (2018-21)	CB JuJu Brents (2018-20)

NOTABLE COLLEGE CONNECTIONS CONT.

RAIDERS	DOLPHINS
T DJ Glaze (2020-23)	EDGE Chop Robinson (2021) S Dante Trader Jr. (2021-24) DL Jordan Phillips (2023-24)
DL Kwity Paye (2017-20)	EDGE Josh Uche (2016-19)
LB Tommy Eichenberg (2019-23)	QB Kyle McCord (2021-23)
QB Aidan O'Connell (2017-22)	CB Reese Taylor (2022)
S Tristin McCollum (2017-21)	LS Tucker Addington (2016-19)
LB Segun Olubi (2020-21)	FB DJ Herman (2021-25) *Was a LB at SDSU*
DL Tonka Hemingway (2020-24)	CB Marcellas Dial Jr. (2021-23)
CB Darrell Luter Jr. (2020-22)	WR Jalen Tolbert (2017-21)
G Trey Zuhn III (2021-25)	RB De'Von Achane (2020-22)
G Caleb Rogers (2020-24)	ILB Jacob Rodriguez (2022-25) WR Caleb Douglas (2024-25)
G Atonio Mafi (2018-22) Offensive Quality Control Conner McQueen (2018-19) *Graduate Assistant*	TE Greg Dulcich (2018-21)
S Isaiah Pola-Mao (2017-21)	T Austin Jackson (2017-19) T Jarrett Kingston (2023)

NOTABLE PRO CONNECTIONS

RAIDERS	DOLPHINS
QB Kirk Cousins (2024-25)	P Bradley Pinion (2022-25) K Riley Patterson (2024) ILB Ronnie Harrison (2025)
CB Taron Johnson (2018-25) Senior Defensive Assist. Al Holcomb (2023-25) *Senior Defensive Assist. (2023) Linebacker Coach (2024-25)*	S Zayne Anderson (2023) Special Teams Coord. Chris Tabor (2025) *Special Teams Coord.*
Senior Defensive Assist. Al Holcomb (2020-22) *Interim Defensive Coord. & Assistant Head Coach Defense*	Special Teams Coord. Chris Tabor (2022-23) *Special Teams Coord.*
Pass Game Coord. / DBs Coach Joe Woods (2020-22) *Defensive Coordinator*	ILB Ronnie Harrison Jr. (2020-22)
DL Folorunso Fatukasi (2024-25)	ILB Jackson Woodard (2025) T Jarrett Kingston (2025)
DL Kwity Paye (2021-25) K Matt Gay (2023-24) G Atonio Mafi (2024)	CB JuJu Brents (2023-24) ILB Ronnie Harrison Jr. (2023-24)

NOTABLE PRO CONNECTIONS CONT.

RAIDERS	DOLPHINS
DL Folorunso Fatukasi (2022-23)	K Riley Patterson (2022)
S Eric Stokes (2021-24) LB Quay Walker (2022-25)	Head Coach Jeff Hafley *Def. Coord. (2024-25)* Def. Coord. Sean Duggan *Defensive Asst. (2024)* *Linebackers Coach (2025)* S Zayne Anderson (2023-25) QB Malik Willis (2024-25)
DL Adam Butler (2017-20) G Atonio Mafi (2023)	Edge Josh Uche (2020-24)
HC Klint Kubiak (2024) *Offensive Coordinator* OC Andrew Janocko (2024) *Quarterbacks Coach* Offensive Line Coach Rick Dennison (2024) *Senior Offensive Asst.*	ILB Willie Gay Jr. (2024)
DL Patrick Johnson (2024)	TE Greg Dulcich (2024)
G Spencer Burford (2022-25) CB Darrell Luter Jr. (2023-25) K Matt Gay (2025)	EDGE Robert Beal Jr. (2023-25)
WR Dareke Young (2022-25)	ILB Jordyn Brooks (2020-23)
TE Coach Luke Steckel (2013-22) *Offensive Assistant (2013-16, 18-20)* *Asst. WR Coach (2017)* *TE Coach (2021-22)*	C Aaron Brewer (2020-23)

HIGH SCHOOL CONNECTIONS

RAIDERS	DOLPHINS
FB Connor Heyward *Peachtree Ridge* *Class of 2017*	EDGE Robert Beal Jr. *Peachtree Ridge* *Class of 2019*

HISTORICAL NOTE

The Miami Dolphins open up the NFL regular season against the Las Vegas Raiders for the third time in franchise history, having faced the Raiders Week 1 in 1966 and 1975, both at home.



Miami's 1966 matchup, a 23-14 loss to the then Oakland Raiders, marked the franchise's first game. RB Joe Auer returned the game's opening kickoff 95 yards to score on Miami's inaugural play. The return remains tied for the 11th-longest kickoff return in franchise history.

The two franchises clashed again in Week 1 in 1975, this time on Monday Night Football. RB Mercury Morris, a three-time Pro Bowler with Miami, led the Dolphins with 65 yards rushing and two TDs. Morris and the Dolphins would eventually fall 31-21.

SERIES HISTORY

REGULAR SEASON: MIAMI LEADS 20-18-1
POSTSEASON: LAS VEGAS LEADS 3-1

LAST 5 MEETINGS

DATE	GAME
11/17/24	at Miami 34, Las Vegas 19
11/19/23	at Miami 20, Las Vegas 13
9/26/21	at Las Vegas 31, Miami 28 (OT)
12/26/20	Miami 26, at Las Vegas 25
9/23/18	at Miami 28, Oakland 20

SERIES FACTS (TEAM)

MIAMI'S LARGEST MARGIN OF VICTORY:
24 (Miami 38, at Oakland 14, 9/28/14)

LAS VEGAS' LARGEST MARGIN OF VICTORY:
27 (at Oakland 27, Miami 0, 1/6/01 - AFC Divisional)

CURRENT SERIES STREAK:
Miami, 2 (11/19/23)

MIAMI'S LARGEST WIN STREAK:
5 (11/16/08 - 9/28/14)

LAS VEGAS' LARGEST WIN STREAK:
6 (10/8/79 - 10/19/86)

MOST POINTS BY MIAMI:
38 (Miami 38, at Oakland 14, 9/28/14)

MOST POINTS BY LAS VEGAS:
47 (Oakland 47, at Miami 21, 9/21/68)

MOST POINTS, BOTH TEAMS:
79 (Los Angeles 45, at Miami 34, 12/2/84)

FEWEST POINTS BY MIAMI:
0 (at Oakland 27, Miami 0, 1/6/01- AFC Divisional)

FEWEST POINTS BY LAS VEGAS:
6 (at Miami 23, Oakland 6, 12/10/78)

FEWEST POINTS, BOTH TEAMS:
16 (at Oakland 13, Miami 3, 10/8/79)

SERIES SUPERLATIVES*

DOLPHINS

RUSHING YARDS:
172, Reggie Bush, at Miami, 9/16/12

PASSING YARDS:
470, Dan Marino, at Miami, 12/2/84

RECEPTIONS:
12, Jaylen Waddle, at Las Vegas, 9/26/21

RECEIVING YARDS:
177, Mark Clayton, at Miami, 12/2/84

RAIDERS

RUSHING YARDS:
179, Justin Fargas, at Miami, 9/30/07

PASSING YARDS:
386, Derek Carr, at Las Vegas, 9/26/21

RECEPTIONS:
13, Brock Bowers, at Miami, 11/17/24

RECEIVING YARDS:
173, Jordy Nelson, at Miami, 9/23/18

** regular season only*

DOLPHINS - RAIDERS MATCHUP

HOW THEY COMPARE#

DOLPHINS STAT	DOLPHINS RNK	CATEGORY	RAIDERS RNK	RAIDERS STAT
300.7	26	Total Offense	32	245.2
180.5	25	Passing Offense	28	167.7
120.2	13	Rushing Offense	32	77.5
20.41	25	Scoring Offense	32	14.18
38.0	16t	Sacks Allowed	32	64
34.9	27	Third Down Offense	28	33.80
348.8	22	Total Defense	14	317.8
216.4	18	Passing Defense	14	201
132.4	24	Rushing Defense	17	116.8
24.9	24	Scoring Defense	25	25.4
39.0	15t	Sacks	18t	37.0
39.9	13	Third Down Defense	30	46.30
20	15t	Takeaways	23t	16
24	27t	Giveaways	21t	23

STATISTICAL LEADERS#

CATEGORY	DOLPHINS PLAYER	DOLPHINS STAT	RAIDERS PLAYER	RAIDERS STAT
Completion Pct.	T. Tagovailoa	67.7	G. Smith	67.4
Passing Yards	T. Tagovailoa	2660	G. Smith	3025
Passer Rating	T. Tagovailoa	88.5	G. Smith	84.7
Rushing Yards	D. Achane	1350	A. Jeanty	975
Yards Per Carry	D. Achane	5.7	A. Jeanty	3.7
Rushing TDs	D. Achane	8	A. Jeanty	5
Receptions	D. Achane	67	B. Bowers	64
Receiving Yards	J. Waddle	910	T. Tucker	696
Receiving TDs	J. Waddle D. Waller	6	B. Bowers	7
Tackles	J. Brooks	183	D. White	174
Sacks	B. Chubb	8.5	M. Crosby	10.0
Interceptions	R. Douglas	2	K. Blu Kelly	3
Forced Fumbles	B. Chubb J. Jones	2	M. Crosby J. Chinn T. Wilson	2
Special Tms Tkls	C. Goode	15	T. Eichenberg	23

 # stats are from 2025 season

DOLPHINS PLAYERS CAREER GAMES VS. RAIDERS*

GAMES	PLAYER
8	W. Gay Jr.
4	Z. Sieler
3	R. Harrison Jr., A. Jackson, B. Pinion, J. Uche
2	D. Achane, A. Brewer, J. Brooks, G. Dulcich, M. Herring, R. Patterson,
1	T. Addington, J. Brents, C. Godrick, R. Miller, P. Paul, C. Robinson, R. Taylor, J. Tolbert, M. Washington, J. Wright
TOTALS	**48 GAMES**

** regular season only*

DOLPHINS PLAYERS VS. RAIDERS*

RUSHING

PLAYER	GP	ATT	YDS	AVG	LG	TD
D. Achane	2	18	74	4.1	30	1
J. Wright	1	5	4	0.8	5	0
M. Washington	1	1	7	7	7	0
TOTALS	**4**	**24**	**85**	**3.4**	**30**	**1**

RECEIVING

PLAYER	GP	NO	YDS	AVG	LG	TD
G. Dulcich	2	6	52	8.7	15	0
D. Achane	2	5	36	7.2	17	0
M. Washington	1	3	11	3.7	9	0
J. Wright	1	1	2	2	2	0
TOTALS	**6**	**15**	**101**	**6.7**	**17**	**0**

DEFENSE

PLAYER	GP	TOT	SK	INT	PD	FF	FR
W. Gay Jr.	8	30	1	0	1	0	0
J. Brooks	2	29	0	0	1	0	0
R. Harrison Jr.	3	22	0	0	1	0	0
Z. Sieler	4	18	1	0	0	0	0
J. Brents	1	6	0	0	3	0	0
M. Herring	2	4	0	0	0	0	0
J. Uche	3	1	0.5	0	0	1	0
C. Robinson	1	1	0	0	0	0	0
TOTALS	**24**	**111**	**2.5**	**0**	**6**	**1**	**0**

KICKING

PLAYER	GP	FGM	FGA	LG	XPM	XPA	KO	TB
R. Patterson	2	6	8	52	5	5	5	3
TOTALS	**2**	**6**	**8**	**52**	**5**	**5**	**5**	**3**

PUNTING

PLAYER	GP	NO	YDS	AVG	LG	TB	I20	NET
B. Pinion	3	12	557	46.4	64	3	6	41.4
TOTALS	**3**	**12**	**557**	**46.4**	**64**	**3**	**6**	**41.4**

** Regular season only*

WEEK 11 (2024)

NOV. 17, 2024 | MIAMI GARDENS FLA.
HARD ROCK STADIUM
ATTENDANCE: 65,440 | TV: CBS

LAS VEGAS 19 | MIAMI 34

SCORING SUMMARY

	1	2	3	4	F
Las Vegas	3	3	6	7	19
Miami	7	3	7	17	34

QB Tua Tagovailoa's 57-yard touchdown pass to TE Jonnu Smith put the finishing touch on an efficient offensive performance, giving Miami their second straight victory. The Dolphins scored on six of their seven possessions and did not punt or turn the ball over on their way to a commanding 34-19 win over the Las Vegas Raiders.

Tagovailoa completed 28-of-36 passes for 288 yards and three touchdowns for a season-high passer rating of 127.8. Smith led Miami with a career-high 101 receiving yards on six catches and two touchdowns. WR Tyreek Hill had a team-high seven receptions for 61 yards and a touchdown, while WR Jaylen Waddle added two catches for 37 yards. RB De'Von Achane ran for 73 yards and a touchdown on 17 carries and added four receptions for 32 yards.

Tagovailoa got Miami going on the game's opening drive, connecting with Achane for a gain of 17 yards and Hill for a gain of 16 to set the offense up in the red zone. On fourth-and-goal from the one-yard line, Tagovailoa completed a touchdown pass to Smith, giving Miami an early 7-0 lead.

QB Gardner Minshew led the Raiders into the red zone, but Miami held Las Vegas to a 27-yard field goal by K Daniel Carlson on their first possession. K Jason Sanders finished Miami's second drive with a 31-yard field goal to extend Miami's lead to 10-3. On the shoulders of rookie TE Brock Bowers, the Raiders marched down into Miami territory, finishing it off with a second Carlson field goal. His 27-yarder cut Miami's advantage to 10-6 at halftime.

SCORING DRIVES

TEAM	QTR	TIME	PLAY (EXTRA POINT) (DRIVE INFO)	LV	MIA
Dolphins	1	6:47	J.Smith 1-yd. pass from T. Tagovailoa (J. Sanders kick) (14-70, 8:13)	0	7
Raiders	1	0:08	D.Carlson 27 yd. Field Goal (12-61, 6:39)	3	7
Dolphins	2	6:46	J.Sanders 31 yd. Field Goal (16-52, 8:22)	3	10
Raiders	2	0:45	D.Carlson 22 yd. Field Goal (16-66, 6:01)	6	10
Dolphins	3	4:13	T.Hill 8 yd. pass from T.Tagovailoa (J.Sanders kick) (14-97, 7:47)	6	17
Raiders	3	1:21	B.Bowers 23 yd. pass from G.Minshew (run failed) (8-70, 2:52)	12	17
Dolphins	4	10:37	D.Achane 2 yd. run (J.Sanders kick) (10-60, 5:44)	12	24
Raiders	4	4:23	A.Abdullah 10 yd. pass from G.Minshew (D.Carlson kick) (14-70, 6:14)	19	24
Dolphins	4	3:19	J.Smith 57 yd. pass from T.Tagovailoa (J.Sanders kick) (4-70, 1:04)	19	31
Dolphins	4	1:55	J.Sanders 46 yd. Field Goal (4-3, 1:17)	19	34

After Las Vegas punted the ball away on their first possession of the second half, Miami strung together a 97-yard, 14-play drive. A 30-yard run by Achane led to an eight-yard touchdown from Tagovailoa to Hill to widen Miami's lead to 17-6. Bowers continued his high-level play into the second half, as his 23-yard catch, run and touchdown to cut Miami's lead to five. Bowers finished with a game-high 13 catches for 126 yards. Tagovailoa orchestrated the Dolphins' subsequent response, completing the drive with a two-yard Achane touchdown run, giving Miami a two-possession advantage.

The Raiders refused to let up, scoring a touchdown on their next drive on a 10-yard swing pass and run from Minshew to running back Ameer Abdullah to bring Las Vegas within five, 24-19. Tagovailoa answered quickly with a 57-yard touchdown strike to Smith and an interception by CB Jalen Ramsey all but sealed the victory for the Dolphins. Sanders knocked through a 46-yard field goal en route to closing out the Dolphins fourth win of the season. DTs Zach Sieler and Calais Campbell, as well as LB Emmanuel Ogbah, each recorded a sack. LB Jordyn Brooks had a game-high 12 tackles, while Ramsey added two pass deflections and five tackles to his statline.

GAME STATISTICS

RUSHING (Att-Yds-TD):
Las Vegas: J. Meyers 1-20-0, A. Mattison 5-19-0, Z. White 5-9-0, G. Minshew 2-7-0, T. Tucker 1-7-0, A. Abdullah 1-1-0, B. Bowers 1-(-3)-0.
Miami: D. Achane 17-73-1, M. Washington 1-7-0, J. Wright 5-4-0, R. Mostert 3-(-2)-0.

PASSING (A-C-Y-TD-I):
Las Vegas: G. Minshew 43-30-282-2-1.
Miami: T. Tagovailoa 36-28-288-3-0.

RECEIVING (Rec-Yds-TD):
Las Vegas: B. Bowers 13-126-1, J. Meyers 4-28-0, A. Mattison 3-50-0, D. Turner 3-29-0, T. Tucker 3-28-0, A. Abdullah 3-16-1, M. Mayer 1-5-0.
Miami: T.Hill 7-61-1, J. Smith 6-101-2, D. Achane 4-32-0, M. Washington 3-11-0, J. Waddle 2-37-0, J. Hill 2-28-0, O. Beckham Jr. 2-13-0, D. Smythe 1-3-0, J. Wright 1-2-0.

SACKS (Sk-Yds):
Las Vegas: A. Butler 1.0-8, T. Wilson 1.0-9.
Miami: C. Campbell 1.0-6, E. Ogbah 1.0-1, Z. Sieler 1.0-7.

INTERCEPTIONS (Int-Yds):
Las Vegas: None.
Miami: J. Ramsey 1-7.

FORCED FUMBLES:
Las Vegas: T. Wilson 1.
Miami: None.

FUMBLE RECOVERIES (No-Yds):
Las Vegas: None.
Miami: None.

TEAM STATS	LAV	MIA
FIRST DOWNS	**22**	**25**
By Rushing	3	4
By Passing	17	18
By Penalty	2	3
THIRD DOWN EFFICIENCY	**8-14-57.1%**	**8-12-66.7%**
FOURTH DOWN EFFICIENCY	**2-2-100.0%**	**2-2-100.0%**
TOTAL NET YARDS	**328**	**353**
Total Offensive Plays	62	64
Average gain per offensive play	5.3	5.5
NET YARDS RUSHING	**60**	**82**
Total Rushing Plays	16	26
Average gain per rushing play	3.8	3.2
NET YARDS PASSING	**268**	**271**
Sacks-Yards	3-14	2-17
Gross yards passing	282	288
ATTEMPTS-COMPLETIONS-INTS	**43-30-1**	**36-28-0**
Avg. gain per pass play	5.8	7.1
PUNTS NUMBER AND AVG.	**1-54.0**	**0-0.0**
Net Punting Average	54.0	0.0
TOTAL RETURN YARDAGE	**0**	**7**
No. and Yards Punt Returns	0-0	1-0
No. and Yards Kickoff Returns	1-31	2-52
No. and Yards Int. Returns	0-0	1-7
PENALTIES Number and Yards	**7-49**	**4-23**
FUMBLES Number and Lost	**0-0**	**1-0**
RED ZONE EFFICIENCY	**1-3-33.3%**	**3-4-75.0%**
GOAL TO GO EFFICIENCY	**1-3-33.3%**	**3-4-75.0%**
TIME OF POSSESSION	**26:48**	**33:12**

VETERAN FREE AGENCY TRACKER & ACQUISITIONS

The Dolphins were active in the 2026 free agency market and made several moves in the offseason. The team re-signed three players and has also added 18 veterans to the roster this year. Below tracks the players the team has acquired via free agency, trade and the waiver wire, as well as those who ended the 2025 season on Miami's roster and their current status.

VETERAN PLAYERS RETAINED OR ADDED

RE-SIGNED (3)

Greg Dulcich	TE
Willie Gay Jr.	ILB
Riley Patterson	K

UNRESTRICTED FREE AGENTS SIGNED (5)

Ronnie Harrison Jr.	ILB	Atlanta
Bradley Pinion	P	Atlanta
Jalen Tolbert	WR	Dallas
Josh Uche	EDGE	Philadelphia
Malik Willis	QB	Green Bay

FREE AGENTS SIGNED (3)

Tucker Addington	LS
Zayne Anderson	S
Robert Beal Jr.	EDGE

ACQUIRED VIA TRADE (2)

Kyle McCord	QB	Green Bay
Caedan Wallace	G/T	New England

ACQUIRED VIA WAIVERS (6)

Brady Cook	QB	N.Y. Jets
Marcellas Dial Jr.	CB	New England
Chukwuebuka Godrick	T	Kansas City
Jarrett Kingston	T	Houston
Reese Taylor	CB	Denver
Julius Wood	S	Dallas

PLAYERS FROM 2025 ROSTER NOT CURRENTLY WITH THE DOLPHINS

**53-man roster at the end of the season*

FREE AGENTS (19)	POS	CURRENT TEAM
Jake Bailey*	P	Atlanta
Quinton Bell*	LB	
Larry Borom*	T	Detroit
K.J. Britt*	LB	New England
Daniel Brunskill*	OL	
Elijah Campbell*	DB	N.Y. Giants
Joe Cardona*	LS	L.A. Rams
Ashtyn Davis*	S	San Francisco
Rasul Douglas*	CB	Washington
Dee Eskridge	WR	
Julian Hill*	TE	New England
Benito Jones	DL	
Jack Jones*	CB	San Francisco
Kendall Lamm*	T	Retired
Ifeatu Melifonwu*	S	Tampa Bay
Cole Strange*	OL	L.A. Chargers
Darren Waller*	TE	Carolina
Cedrick Wilson*	WR	
Zach Wilson*	QB	New Orleans

RELEASED (9)	POS	CURRENT TEAM
Matthew Butler*	DL	
Bradley Chubb*	LB	Buffalo
Cameron Goode*	EDGE	
A.J. Green III*	CB	
Tyreek Hill	WR	
Alec Ingold*	FB	L.A. Chargers
Kion Smith	OL	
Tua Tagovailoa*	QB	Atlanta
Nick Westbrook-Ikhine*	WR	Indianapolis

TRADED (4)	POS	CURRENT TEAM
Quinn Ewers*	QB	Jacksonville
Minkah Fitzpatrick*	S	N.Y. Jets
Jaelan Phillips	LB	Carolina
Jaylen Waddle*	WR	Denver

DOLPHINS 2026 ROOKIE CLASS

Rd 3 // Pick 94

Louisville // WR
6-2 // 228

Rd 6 // Pick 200

Texas // G
6-3 // 321

Rd 5 // Pick 177

Missouri // WR
5-11 // 180

Rd 3 // Pick 75

Texas Tech // WR
6-4 // 208

Undrafted Free Agent

San Diego State // FB
6-0 // 242

Rd 1 // Pick 27

San Diego State // CB
6-0 // 196

Wai. (Den.)

North Carolina State // TE
6-3 // 241

Rd 3 // Pick 87

Ohio State // TE
6-6 // 264

Rd 4 // Pick 138

Pittsburgh // S
6-0 // 225

Rd 1 // Pick 12

Alabama // G/T
6-7 // 360

Rd 2 // Pick 43

Texas Tech // ILB
6-1 // 235

Rd 5 // Pick 158

Texas // S
6-0 // 190

Rd 5 // Pick 158

Mississippi State // TE
6-4 // 242

INJURED RESERVE

Rd 4 // Pick 130

Texas // EDGE/ILB
6-2 // 247

iHeartMedia Miami signed a multi-year deal to become the Miami Dolphins flagship radio broadcast partner beginning in 2023. Live game day broadcasts air on BIG 105.9 FM (WBGG) and Fox Sports 940 AM (WINZ) in the Miami-Ft. Lauderdale market and several other markets throughout the state.

BIG 105.9 FM (WBGG) and Fox Sports 940 AM (WINZ) carry all Miami Dolphins football game broadcasts and play-by-play coverage as well as a pregame show, postgame show and weekly radio show featuring exclusive interviews with Dolphins' personnel and guests from around the league. All shows are available on the stations' websites and the iHeartRadio app, and the game broadcasts can also be heard on Dolphins.com.

The Dolphins game broadcasts feature familiar voices, with former Dolphins wide receiver Jimmy Cefalo handling play-by-play duties, former Dolphins tight end Joe Rose providing color commentary and former Dolphins linebacker Kim Bokamper giving analysis and updates from the sidelines. This is the trio's 15th season together calling games for the Dolphins Radio Network.

La Mezcla 94.9 (WZTU-HD2) is the Dolphins' official Spanish radio broadcast partner for all preseason, regular season and playoff games, with Roly Martin handling the play-by-play and Eduardo Martell providing the game analysis. The tandem has called Dolphins games together since 2018. The station also airs a pregame show and postgame show featuring interviews with guests from around the league.

Joe Rose (L), Jimmy Cefalo (C) and Kim Bokamper (R)

Roly Martin (L) and Eduardo Martell (R)

MIAMI DOLPHINS RADIO NETWORKS

LOCATION	NETWORK	LOCATION	NETWORK
Fort Lauderdale	WINZ 940 AM	Miami	WBGG 105.9 FM
Fort Lauderdale	WBGG 105.9 FM	Miami	WZTU-HD2 94.9 FM (Spanish)
Fort Lauderdale	WZTU-HD2 94.9 FM (Spanish)	Orlando	WRSO 810 AM
Fort Myers	WFSX 92.5 FM	Port St. Lucie	WCZR 101.7 FM
Fort Myers	WFSX 105.9 FM	Port St. Lucie	WAVW 92.7 FM
Key West	WAVK 97.7 FM	West Palm Beach	WUUB 106.3 FM
Miami	WINZ 940 AM	West Palm Beach	WEFL 760 AM (Spanish)

BAPTIST HEALTH TRAINING COMPLEX

The Baptist Health Training Complex has served as the home of the Miami Dolphins since its opening on July 20, 2021. Located across the street from Hard Rock Stadium, the $135 million complex includes a 125,000 square-foot training facility and 92,200 square-foot indoor field, totaling 227,200 square-feet of indoor space along with two full natural grass practice fields.

The facility features a hydrotherapy area, fuel bar, dedicated recovery area with cryotherapy and isolation tanks, and an athletic training room with expansive rehabilitation space that includes a Hyperbaric Oxygen Therapy (HBOT) Chamber for enhanced recovery and performance, an Ammortal Chamber for zero-gravity recovery and an Hologic Horizon DXA System for body composition and bone health assessment.

The facility also includes meeting rooms with direct field access, a two-story weight room with a cardio deck, locker rooms, equipment space, dining and auditorium areas, a full indoor practice facility, a lobby with a grand staircase, office and press areas, fan amenities and a broadcast studio.

BAPTIST HEALTH TRAINING COMPLEX

The complex not only houses the Dolphins' football operation personnel, but it also serves as the site of the club's preseason training camp and all offseason conditioning programs.



The Baptist Health Training Complex offers a shaded, fanned canopy with stadium-style seating, welcoming fans to enjoy preseason training camp practices for the past six years.

In 2023, the Miami Dolphins in partnership with Baptist Health unveiled the new Baptist Health Orthopedic Complex as the final installation to the Baptist Health Training Complex. The two-story, 17,000 square foot facility provides the Miami Gardens community and Miami Dolphins players and coaches with best-in-class medical care including Orthopedics, Sports Medicine and Physical Therapy services.

Baptist Health is the official partner of the training complex. The partnership is an extension of a decades-long relationship with the Miami Dolphins, with the entity serving as the Official Sports Medicine Provider as well as the Official Wellness Provider of the Miami Dolphins. Baptist Health also is a proud partner of the Miami Dolphins Foundation working together on a series of initiatives around the health and safety of South Florida students, coaches and parents to grow youth football participation in South Florida.

HARD ROCK STADIUM



347 Don Shula Drive, Miami Gardens, FL 33056
(305) 943-8000
www.HardRockStadium.com

A GLOBAL ENTERTAINMENT DESTINATION

Hard Rock Stadium is home to the Miami Dolphins, the Formula 1® Hard Rock Miami Grand Prix, the Miami Open presented by Itaú, University of Miami college football, the Capital One Orange Bowl, Jazz in the Gardens, major concerts, boxing, international soccer and other world-class events.

The multi-purpose, 65,585-seat stadium completed a privately-funded renovation fine-tuned to enhance the fan experience, while transforming the venue into an epicenter of culture, innovation and spectacle.

DESIGN & MODERNIZATION

Hard Rock Stadium and its surrounding properties has undergone a private investment of more than $1 billion by Managing General Partner & Chairman of the Board Stephen Ross to transform the iconic venue into a global entertainment destination that showcases the best Miami has to offer. From world-class dining to arts, culture and luxury hospitality, Hard Rock Stadium delivers an elevated guest experience and portfolio of events that is unparalleled in professional sports.

Every aspect of the venue was upgraded during the multi-year development and renovation, which began in 2015. New seating experiences were introduced within the bowl, such as the 72 Club presented by Broxel, as well as many additional premium hospitality offerings. The renovation brought four high-definition video boards and the installation of a state-of-the-art canopy that keeps as many as 92 percent of guests in the shade. Remodeled, modernized suites throughout the stadium offer a more intimate club space with improved amenities and food, as well as the addition of theatre boxes and four new corner clubs.

Ross's investment has transformed the property beyond a just a stadium, to a hub for sports and entertainment. In 2018, the organization announced it would become home to the Miami Open presented by Itaú, a Masters 1000 level tournament on the ATP and WTA tours, which had spent three decades at Crandon Park in Key Biscayne. During the tennis tournament, Hard Rock Stadium and its campus transforms to boast 27 courts, including a permanent 5,000-seat Grandstand Court and temporary Stadium Court, which seats more than 16,000 inside the venue's bowl.

In 2022, construction was completed on the Miami International Autodrome, a Grade 1 FIA-homologated circuit and home of the Formula 1® Hard Rock Miami Grand Prix. Ross's investment also supported the construction of the paddock building, a 190,000 square foot building constructed in 2023 that houses F1 team pit garages and premium hospitality offerings on race weekend, and during other events at Hard Rock Stadium. In 2024, the campus added four additional track configurations, allowing the motorsports facilities to be utilized on a year-round basis, while not interrupting the flow of local traffic.

1989

2024

HARD ROCK STADIUM

40 YEARS OF HISTORY

Now in its 40th year of operation, Hard Rock Stadium was the first of its kind to be constructed entirely with private funds, costing $115 million when it was completed in 1987. Shortly after construction was completed, the venue, then known as Joe Robbie Stadium, hosted its first event – Family Day on Aug. 2, 1987, where more than 40,000 South Floridians became the first to see the brand-new gathering place. Two months later, on Oct. 11, 1987, the Dolphins played their first-ever regular season game in Miami Gardens, shutting out the Kansas City Chiefs, 42-0. The team's 40 consecutive seasons at Hard Rock Stadium is the fourth-longest streak among active NFL stadiums and the 12th-longest streak among professional sports franchises in the United States.

The stadium began to showcase its versatility in 1988, hosting its first-ever soccer match on March 4, 1988, in which the United States Men's National Team defeated Milionarios, a club team from Colombia, 2-1. The stadium has continued to host high-profile international soccer matches, highlighted by seven matches of the FIFA World Cup 2026™. During the World Cup, the venue hosted some of the most iconic matches of the tournament, including Argentina's thrilling 3-2 win in extra trime over Cape Verde and the ten-goal tango between England and France in the Bronze Final, the highest scoring World Cup match since 1982.

The stadium hosted the NFL's premier game, Super Bowl XXIII, on Jan. 22, 1989. It marked the return of the Super Bowl to South Florida after a 10-year absence. The stadium has since hosted five more Super Bowls – XXIX (Jan. 29, 1995), XXIII (Jan. 31, 1999), XLI (Feb. 4, 2007), XLIV (Feb. 1, 2010) and LIV (Feb. 2, 2020). Super Bowl LIV marked South Florida's record 11th Super Bowl in 2020 – later tied by New Orleans – which celebrated the 100th anniversary of the NFL. Only Caesar's Superdome in New Orleans – eight – has hosted more Super Bowls than Hard Rock Stadium.

While the stadium hosted several baseball exhibition games in its early years, it officially became home to the Florida Marlins in 1993. On April 5, 1993, Joe Robbie Stadium as a baseball facility was unveiled to the public for the first time as the Marlins earned a 6-3 win over the Los Angeles Dodgers. While playing at the stadium, the team won two World Series, in 1997 and 2003. The 1997 World Series was capped off by one of the most historic moments in stadium history, as Édgar Rentería's walk-off single in the bottom of the 11th inning sealed the organization's first title. On Sept. 28, 2011, the Marlins played the last of the 1,504 games played in Miami Gardens, posting a record of 781-723 (.519).

A staple of South Florida, the Orange Bowl game was played for the first time at Hard Rock Stadium in 1996 and the venue has been the game's permanent home since 2000. Some of the greatest Orange Bowls have been played at Hard Rock Stadium: Michigan's historic comeback in a 35-34 overtime win over Alabama in 2000, Florida State's one-point victory after a back-and-forth affair with Michigan in 2016 and Notre Dame's gutsy come-from-behind win over Penn State to advance to the 2025 CFP National Championship.

In addition to the Orange Bowl, Hard Rock Stadium became home to one of college football's most historic programs, the Miami Hurricanes. Miami played their first home game at the venue on Aug. 28, 2008, dominating Charleston Southern in a 52-7 victory. The Canes have continued to perform at a high level while playing home games in Miami Gardens, highlighted by their appearance in the 2026 College Football Playoff National Championship at Hard Rock Stadium, the sixth college football national title game at the stadium.

In 2019, Hard Rock Stadium welcomed a new sport to its campus, tennis. With Ross's investment, the Miami Open presented by Itaú became a fixture of the venue's annual calendar. The tournament has featured the likes of Roger Federer, Serena Williams, Novak Djokovic, Carlos Alcaraz and Jannik Sinner, bringing the world's best to South Florida. In 2026, the tournament, which saw Sinner and Aryna Sabalenka claim singles titles, recorded a new attendance record as 420,118 fans made their way to Hard Rock Stadium.

In 2022, Hard Rock Stadium and Miami International Autodrome hosted the inaugural Formula 1® Hard Rock Miami Grand Prix. Since the first race, the Miami Grand Prix has emerged as one of the world's most popular sporting events and has cemented itself on the F1 calendar through 2041. Each year, hundreds of thousands of fans flock to South Florida to catch the likes of Lewis Hamilton, Max Verstappen and Lando Norris race around Hard Rock Stadium in the globe's finest motorsports series.

Hard Rock Stadium has hosted a variety of other events, including high-profile concerts featuring the likes of Taylor Swift, Beyoncé & Jay-Z, Rolling Stones, Coldplay, Paul McCartney, U2, Madonna and Bad Bunny.

MIAMI DOLPHINS IN THE COMMUNITY

The Miami Dolphins leverage the power of sports and entertainment to create a positive impact across South Florida. Through year-round community programming, the organization fights cancer, grows the game of football, and expands access to education and economic opportunities. Supported by players, alumni, staff and partners, these efforts strengthen communities and empower youth and families through purposeful engagement.

DOLPHINS CANCER CHALLENGE

Founded in 2010 in honor of former Dolphins player and broadcaster Jim "Mad Dog" Mandich, the Dolphins Cancer Challenge (DCC) is the organization's signature health initiative. Since inception, the DCC has grown into the largest fundraising event in the NFL, raising more than $100 million where 100 percent of all funds raised support cancer research and patient care at Sylvester Comprehensive Cancer Center, part of the University of Miami Health System and the Miller School of Medicine. These contributions have helped expand access to care across South Florida, advance innovative research, fund major infrastructure projects and strengthen survivorship programs. The initiative culminates each year with its marquee fundraising event featuring cycling, run and walk activities, held at the Miami International Autodrome at Hard Rock Stadium. DCC XVII is scheduled for Saturday, Feb. 27, 2027. For more information, visit http://www.dolphinscancerchallenge.com/.

FOOTBALL UNITES™

The Miami Dolphins Football UNITES™ program is committed to uniting the community and building a more inclusive South Florida. Founded by the organization's late Senior Vice President of Communications and Community Affairs, Jason Jenkins, the program works alongside community partners to improve relationships, foster understanding and experience culture to ignite positive change. In honor of Jenkins' legacy and lifelong commitment to the community, the Dolphins host the annual Football UNITES™ Jason Jenkins Days of Service each October, bringing together players, staff, executives, partners and the Jenkins family to participate in service projects across South Florida.

SALUTE TO SERVICE

The Miami Dolphins are committed to supporting our nation's veterans, active-duty service members and their families. Through community collaborations and resource donations, the Miami Dolphins aid veterans and military families, while demonstrating a deep appreciation for their service and sacrifice.

MIAMI DOLPHINS ACADEMY

Miami Dolphins Academy is shaping the future of football by developing the next generation of players and leaders. With a commitment to athlete and coach development, resource donations and off-field education, the Academy creates a fun, safe and inclusive environment that brings communities together to teach, learn and play football. As stewards of the game, the Miami Dolphins Academy is committed to helping South Florida student-athletes, empowering young women and supporting the growth of flag football, while also providing resources and helping expand the sport internationally through annual clinics in Spain, Brazil and Mexico. Through strong community partnerships and strategic resource distribution, these efforts continue to grow the game while building the next generation of Dolphins fans.

NAT MOORE ENDOWMENT

The Nat Moore Endowment Fund provides youth in Miami-Dade, Broward, Palm Beach and Monroe counties with financial resources to pursue post-secondary education and training that enables employment readiness. In its ninth year under the Miami Dolphins Foundation, both the scholarship and vocational grant programs are designed to bridge the gap between receiving financial assistance and obtaining a degree or vocational diploma. Since its inception, the Nat Moore Endowment Fund has awarded over $2.5M to more than 200 students in South Florida.

COMMUNITY RESTAURANT PROGRAM

The Miami Dolphins Community Restaurant Program provides business development, networking, and exposure for local businesses in Miami Gardens and the surrounding community – all while providing fans an array of foods that authentically reflect the culture of Miami. Now in its fourth year with more than 30 participating restaurants, this initiative provides restaurant owners a unique opportunity to showcase their business at a variety of events at Hard Rock Stadium and throughout South Florida.

MIAMI DOLPHINS ACADEMY DONATES EQUIPMENT TO BOCA RATON & MIAMI SUNSET SENIOR HIGH SCHOOL TACKLE FOOTBALL PROGRAMS

In partnership with Baptist Health, the equipment donations have supported more than 200 high school tackle football programs across South Florida.

Miami Dolphins Academy hosted their first two Fall Donations presented by Baptist Health to deliver football equipment to Boca Raton High School and Miami Sunset Senior High School on Tuesday, Aug. 25 and Tuesday, Sept. 1, respectively. This year's equipment donation included tackle sleds, a tackle wheel, agiles, power drinkers, new cleats, footballs, pads and more to help enhance the tackle football program. The equipment donations also featured appearances from Miami Dolphins alumni **Louis Oliver** and **Oronde Gadsden.**

"When they started unloading the truck… it's just such a tremendous blessing," said Miami Sunset Senior High School head football Coach Joseph Petisco. "The generosity of the Miami Dolphins and Baptist Health, I don't have words to express how grateful we are. Tremendously honored and thankful."

The Miami Dolphins Academy Fall Donations are part of a continuous effort to support, celebrate and empower student athletes in the South Florida community. The donations work to provide programs with adequate athletic gear and training equipment to elevate performance and promote injury prevention.

To date, more than **1,000 players** and **200 high school programs** have been positively impacted by the resources provided to them through Miami Dolphins Academy donations.

MIAMI DOLPHINS PLAYERS SUPPORT LOCAL STUDENTS THROUGH BACKPACK GIVEAWAYS

Dolphins players provided supplies to students across South Florida as the new school year gets underway.

Miami Dolphins players handed out backpacks and school supplies to **over 150 students** from the South Florida community at Training Camp practices at the Baptist Health Training Complex. Players also signed autographs and took photos with students, providing them with a final highlight of summer before heading back to classes.

On Monday, Aug. 3, **ILB Jordyn Brooks** met with the Urban League of Broward County to kick off the week of backpack giveaways. The All-Pro linebacker was joined by teammates Jacob Rodriguez, Tyrel Dodson and Willie Gay Jr., adding to the excitement.

The following day, on Tuesday, Aug. 4, **DL Jordan Phillips** partnered with the Boys & Girls Club of Lauderhill to hand out backpacks. The second-year player spent time with students beside fellow DLs Kenneth Grant, Zeek Biggers, Alex Huntley, Matthew Butler and RB Ollie Gordon II.

On Friday, Aug. 7, **RB De'Von Achane** teamed up with the Boys & Girls Club of Miami and Code/art for another backpack giveaway and an opportunity to engage with the community. Helping Achane distribute the backpacks were RBs Ollie Gordon II and Jaylen Wright, who met the students and helped pass out supplies.

"It's great giving back to the community, to these kids because I was once a kid going to school like they are. So in the position I am in now, I'm grateful and thankful that I am able to even do this. Any chance I get to come out here and do this, I gladly will," said Achane, who is coming off his first Pro Bowl appearance.

To end the week of backpack giveaways, on Monday, Aug. 10, **C Aaron Brewer** delivered backpacks and school supplies to students from Amplify Community Relations and Prosperity Social & Community Development. Brewer, who was a second-team All-Pro selection in 2025, was joined by his teammates from the offensive line.

These backpack giveaways reflect the Dolphins' commitment to supporting education and empowering young people across South Florida. The organization is proud to help students start the school year with the supplies and confidence they need to be successful.

ROSTER, DEPTH CHART & TRANSACTIONS

DEPTH CHART

OFFENSE

POS	NO	NAME	NO	NAME	NO	NAME	NO	NAME
WR	7	Caleb Douglas	84	Ryan Miller				
LT	52	Patrick Paul	79	Chukwuebuka Godrick				
LG	74	Kadyn Proctor	62	Jarrett Kingston				
C	55	Aaron Brewer	60	Andrew Meyer				
RG	71	Jonah Savaiinaea	77	Caedan Wallace	63	DJ Campbell		
RT	73	Austin Jackson	77	Caedan Wallace				
TE	85	Greg Dulcich	89	Will Kacmarek	83	Seydou Traore	80	Justin Joly
FB	34	DJ Herman						
RB	28	De'Von Achane	5	Jaylen Wright	0	Ollie Gordon II		
QB	2	Malik Willis	14	Kyle McCord	15	Brady Cook		
WR	6	Malik Washington	21	Kevin Coleman Jr.				
WR	18	Chris Bell	1	Jalen Tolbert				

DEFENSE

POS	NO	NAME	NO	NAME	NO	NAME	NO	NAME
DT	94	Jordan Phillips	97	Keith Cooper Jr.				
DT	92	Zach Sieler	93	Zeek Biggers				
EDGE	44	Chop Robinson	90	Malik Herring				
EDGE	9	Josh Uche	51	Robert Beal Jr.				
ILB	20	Jordyn Brooks	56	Ronnie Harrison Jr.				
ILB	10	Jacob Rodriguez	40	Willie Gay Jr.	42	Jackson Woodard		
NB	3	Chris Johnson	35	Reese Taylor				
CB	8	JuJu Brents	24	Marcellas Dial Jr.				
CB	4	Jason Marshall Jr.						
S	23	Zayne Anderson	16	Michael Taaffe				
S	11	Dante Trader Jr.	19	Kyle Louis	25	Julius Wood		

SPECIALISTS

POS	NO	NAME	NO	NAME	NO	NAME	NO	NAME
K	47	R. Patterson						
P	48	B. Pinion						
H	48	B. Pinion						
LS	46	T. Addington						
KR	6	M. Washington	5	J. Wright				
PR	6	M. Washington	83	K. Coleman Jr.				

** unofficial, as of Sept. 8, 2026*

2026 MIAMI DOLPHINS TRANSACTIONS

*as of Sep. 8, 2026

DATE	POS.	PLAYER	TRANSACTION
Jan. 6	WR	AJ Henning	Signed to reserve/future
Jan. 6	DL	Alex Huntley	Signed to reserve/future
Jan. 6	EDGE	Derrick McLendon	Signed to reserve/future
Jan. 6	LB	K.C. Ossai	Signed to reserve/future
Jan. 6	G/T	Josh Priebe	Signed to reserve/future
Jan. 6	G?T	Kion Smith	Signed to reserve/future
Jan 9.	DL	Keith Cooper Jr.	Signed to reserve/future
Jan 9.	G/T	Braeden Daniels	Signed to reserve/future
Jan 9.	TE	Cole Turner	Signed to reserve/future
Jan 9.	T	Carter Warren	Signed to reserve/future
Jan. 13	S	Omar Brown	Signed to reserve/future
Jan. 21	LB	Seth Coleman	Signed to reserve/future
Feb. 4	WR	Terrace Marshall Jr.	Signed to reserve/future
Feb. 6	TE	Zack Kuntz	Signed to reserve/future
Feb. 11	CB	Miles Battle	Signed as FA
Feb. 18	OL	James Daniels	Released
Feb. 18	WR	Tyreek Hill	Released (failed physical)
Feb. 18	WR	Nick Westbrook-Ikhine	Released
March 2	CB	Ethan Bonner	Place exclusive rights tender
March 2	OL	Liam Eichenberg	Released (failed physical)
March 4	EDGE	Cameron Goode	Re-signed
March 6	FB	Alec Ingold	Released
March 6	K	Jason Sanders	Released
March 11	EDGE	Bradley Chubb	Released (post-June 1 desg)
March 11	TE	Greg Dulcich	Re-signed
March 11	S	Minkah Fitzpatrick	Traded (NYJ)
March 11	CB	A.J. Green III	Re-signed
March 12	CB	Alex Austin	Signed as FA
March 12	CB	Darrell Baker Jr.	Signed as FA
March 12	EDGE	Robert Beal Jr.	Signed as FA
March 12	DL	Matthew Butler	Re-signed
March 12	ILB	Willie Gay Jr.	Re-signed
March 12	K	Zane Gonzalez	Signed as UFA (Atl.)
March 12	S	Lonnie Johnson Jr.	Signed as UFA (LV)
March 12	K	Riley Patterson	Re-signed
March 12	QB	Tua Tagovailoa	Released (post-June 1 desg)
March 12	EDGE	Josh Uche	Signed as UFA (Phi.)
March 12	QB	Malik Willis	Signed as UFA (GB)
March 13	LS	Tucker Addington	Signed as FA
March 13	S	Zayne Anderson	Signed as FA
March 13	WR	Tutu Atwell	Signed as UFA (LAR)
March 13	CB	Ethan Bonner	Signed exclusive rights tender
March 13	G/T	Jamaree Salyer	Signed as UFA (LAC)
March 13	P	Seth Vernon	Signed as FA
March 13	CB	Marco Wilson	Signed as UFA (Cin.)
March 16	T	Charlie Heck	Signed as UFA (TB)
March 16	EDGE	David Ojabo	Signed as UFA (Bal.)
March 16	WR	Jalen Tolbert	Signed as UFA (Dal.)
March 16	TE	Ben Sims	Signed as FA
March 18	WR	Jaylen Waddle	Traded (Den.)
March 19	LS	Taybor Pepper	Signed as FA
March 20	P	Bradley Pinion	Signed as UFA (Atl.)
March 27	ILB	Ronnie Harrison Jr.	Signed as UFA (Atl.)
April 23	G/T	Kadyn Proctor	2026 Draft Pick - D1a, '26
April 23	CB	Chris Johnson	2026 Draft Pick - D1b, '26
April 24	ILB	Jacob Rodriguez	2026 Draft Pick - D2, '26
April 24	WR	Caleb Douglas	2026 Draft Pick - D3a, '26
April 24	TE	Will Kacmarek	2026 Draft Pick - D3b, '26
April 24	WR	Chris Bell	2026 Draft Pick - D3c, '26
April 25	EDGE/ILB	Trey Moore	2026 Draft Pick - D4a, '26
April 25	S	Kyle Louis	2026 Draft Pick - D4b, '26
April 25	S	Michael Taaffe	2026 Draft Pick - D5a, '26
April 25	WR	Kevin Coleman Jr.	2026 Draft Pick - D5b, '26
April 25	TE	Seydou Traore	2026 Draft Pick - D5c, '26
April 25	G	DJ Campbell	2026 Draft Pick - D6, '26
April 25	EDGE	Max Llewellyn	2026 Draft Pick - D7, '26
May 4	CB	Isaiah Johnson	Waived (failed physical)
May 4	TE	Zack Kuntz	Waived
May 4	CB	Jason Maitre	Waived (failed physical)
May 4	EDGE	Derrick McLendon	Waived
May 4	ILB	K.C. Ossai	Waived
May 4	LS	Taybor Pepper	Released
May 4	P	Seth Vernon	Waived
May 8	C	Jim Bonifas	Signed as UDFA
May 8	T	Kevin Cline	Signed as UDFA
May 8	QB	Mark Gronowski	Signed as UDFA
May 8	RB	Anthony Hankerson	Signed as UDFA
May 8	DL	Rene Konga	Signed as UDFA
May 8	WR	Donaven McCulley	Signed as UDFA
May 8	EDGE	Rodney McGraw	Signed as UDFA
May 8	S	Louis Moore	Signed as UDFA
May 8	RB	Le'Veon Moss	Signed as UDFA
May 8	EDGE	Mason Reiger	Signed as UDFA
May 8	DL	Kahlil Saunders	Signed as UDFA
May 11	FB	DJ Herman	Signed as UDFA
May 12	RB	Le'Veon Moss	Placed on reserve/retired list
May 14	DL	James Ester	Claimed off waivers (GB)
May 20	RB	De'Von Achane	Signed contract ext. (2030)
May 21	TE	Jalin Conyers	Waived
May 21	T	Marques Cox	Signed as FA
May 21	G/T	Braeden Daniels	Waived
May 21	RB	Carlos Washington Jr.	Signed as FA
June 2	WR	Chris Bell	Signed as draft choice
June 2	G	DJ Campbell	Signed as draft choice
June 2	S/ILB	Jordan Colbert	Waived (failed physical)
June 2	WR	Kevin Coleman Jr.	Signed as draft choice
June 2	WR	Caleb Douglas	Signed as draft choice
June 2	TE	Will Kacmarek	Signed as draft choice
June 2	EDGE	Max Llewellyn	Signed as draft choice
June 2	S	Kyle Louis	Signed as draft choice
June 2	EDGE/ILB	Trey Moore	Signed as draft choice
June 2	WR	Jalen Reagor	Signed as FA
June 2	ILB	Jacob Rodriguez	Signed as draft choice
June 2	S	Michael Taaffe	Signed as draft choice
June 3	G/T	Kadyn Proctor	Signed as draft choice
June 4	CB	Chris Johnson	Signed as draft choice
June 4	TE	Seudou Traore	Signed as draft choice
June 11	C	Aaron Brewer	Signed contract ext. (2029)
June 15	S	Major Burns	Signed as FA
June 15	G/T	Kion Smith	Released
June 15	T	Carter Warren	Waived/Injured
June 17	T	Gottlieb Ayedze	Signed as FA
July 21	WR	Chris Bell	Placed on active/NFI
July 22	ILB	Jordyn Brooks	Signed contract ext. (2029)
July 23	CB	Darrell Baker Jr.	Placed on active/PUP
July 23	CB	Storm Duck	Placed on active/PUP

2026 MIAMI DOLPHINS TRANSACTIONS

*as of Sep. 8, 2026

DATE	POS.	PLAYER	TRANSACTION
July 27	EDGE	Clelin Ferrell	Signed as FA
July 27	DL	Kahlil Saunders	Waived
Aug. 5	EDGE	Seth Coleman-Lyles	Waived
Aug. 5	TE	Jeremiah Franklin	Claimed off waivers (NE)
Aug. 5	DL	Rene Konga	Placed on injured reserve list
Aug. 5	DL	Fatorma Mulbah	Signed as FA
Aug. 7	S	Omar Brown	Waived/Injured
Aug. 7	QB	Mark Gronowski	Waived
Aug. 7	CB	Ahmari Harvey	Claimed off waivers (Pit.)
Aug. 7	S	Tanner Wall	Signed as FA
Aug. 10	K	Zane Gonzalez	Placed on injured reserve list
Aug. 10	RB	Anthony Hankerson	Waived
Aug. 10	CB	Nick McCloud	Signed as FA
Aug. 10	G/T	Caedan Wallace	Acquired via trade (NE)
Aug. 16	QB	Mark Gronowski	Signed as FA
Aug. 16	ILB	Cam Riley	Signed as FA
Aug. 16	CB	Ethan Robinson	Waived/Injured
Aug. 16	G/T	Jamaree Salyer	Placed the injured reserve list
Aug. 17	WR	Chris Bell	Activated off NFI
Aug. 17	DL	Cam Rice	Signed as UDFA
Aug. 17	S	Tanner Wall	Waived
Aug. 18	EDGE	Seth Coleman-Lyles	Signed as FA
Aug. 18	EDGE	Mason Reiger	Waived/Injured
Aug. 21	ILB	Stephen Dix Jr.	Signed as FA
Aug. 21	G	James Ester	Waived/Injured
Aug. 22	CB	Nick McCloud	Released
Aug. 22	CB	Jai'Onte' McMillan	Claimed off waivers (Ind.)
Aug. 24	C	Jim Bonifas	Waived
Aug. 24	TE	Ethan Conner	Signed as FA
Aug. 24	CB	Ahmari Harvey	Waived
Aug. 24	ILB	Jaheim Thomas	Signed as FA
Aug. 25	WR	Ryan Miller	Claimed off waivers (NYG)
Aug. 25	WR	Tahj Washington	Waived
Aug. 26	RB	Coleman Bennett	Signed as FA
Aug. 26	TE	Cole Turner	Waived/Injured
Aug. 27	WR	Tutu Atwell	Traded (LAR)
Aug. 27	RB	Jarquez Hunter	Acquired via trade (LAR)
Aug. 29	CB	Alex Austin	Waived
Aug. 29	RB	Coleman Bennett	Waived
Aug. 29	T	Kevin Cline	Waived
Aug. 29	EDGE	Seth Coleman	Waived
Aug. 29	TE	Ethan Conner	Waived
Aug. 29	ILB	Stephen Dix Jr.	Waived
Aug. 29	RB	Donovan Edwards	Waived
Aug. 29	QB	Quinn Ewers	Traded (Jax.)
Aug. 29	DL	Alex Huntley	Waived
Aug. 29	S	Louis Moore	Waived
Aug. 29	DL	Cam Rice	Waived
Aug. 29	ILB	Jaheim Thomas	Waived
Aug. 29	WR	Theo Wease	Waived
Aug. 30	T	Gottlieb Ayedze	Waived
Aug. 30	CB	Darrell Baker Jr.	Placed on reserve/PUP
Aug. 30	CB	Miles Battle	Waived
Aug. 30	CB	Major Burns	Waived
Aug. 30	DL	Matthew Butler	Released
Aug. 30	ILB	Tyrel Dodson	Released
Aug. 30	CB	Storm Duck	Placed on reserve/PUP
Aug. 30	TE	Jeremiah Franklin	Waived
Aug. 30	EDGE	Cameron Goode	Released
Aug. 30	DL	Kenneth Grant	Placed on IR (designated for return)
Aug. 30	QB	Mark Gronowski	Waived
Aug. 30	T	Charlie Heck	Released
Aug. 30	RB	Jarquez Hunter	Waived
Aug. 30	S	Lonnie Johnson	Released
Aug. 30	WR	Terrace Marshall	Released
Aug. 30	QB	Kyle McCord	Acquired via trade (GB)
Aug. 30	WR	Donaven McCulley	Waived
Aug. 30	EDGE	Rodney McGraw	Waived
Aug. 30	CB	Jai'Onte' McMillan	Waived
Aug. 30	QB	Cam Miller	Waived
Aug. 30	EDGE/ILB	Trey Moore	Placed on IR (designated for return)
Aug. 30	DL	Fatorma Mulbah	Waived
Aug. 30	EDGE	David Ojabo	Released
Aug. 30	WR	Jalen Reagor	Released
Aug. 30	ILB	Cam Riley	Waived
Aug. 30	RB	Carlos Washington Jr.	Waived
Aug. 30	CB	Marco Wilson	Released
Aug. 31	T	Gottlieb Ayedze	Signed to practice squad
Aug. 31	CB	Ethan Bonner	Waived
Aug. 31	S	Major Burns	Signed to practice squad
Aug. 31	QB	Brady Cook	Claimed off waivers (NYJ)
Aug. 31	T	Marques Cox	Waived
Aug. 31	CB	Marcellas Dial Jr.	Claimed off waivers (NE)
Aug. 31	EDGE	Clelin Ferrell	Released
Aug. 31	TE	Jeremiah Franklin	Signed to practice squad
Aug. 31	T	Chukwuebuka Godrick	Claimed off waivers (KC)
Aug. 31	CB	A.J. Green III	Released
Aug. 31	QB	Mark Gronowski	Signed to practice squad
Aug. 31	WR	AJ Henning	Waived
Aug. 31	EDGE	Malik Herring	Signed as FA
Aug. 31	RB	Jarquez Hunter	Signed to practice squad
Aug. 31	TE	Justin Joly	Claimed off waivers (Den.)
Aug. 31	T	Jarrett Kingston	Claimed off waivers (Hou.)
Aug. 31	EDGE	Max Llewellyn	Waived
Aug. 31	EDGE	Rodney McGraw	Signed to practice squad
Aug. 31	G/T	Josh Priebe	Waived
Aug. 31	WR	Jalen Reagor	Signed to practice squad
Aug. 31	ILB	Cam Riley	Signed to practice squad
Aug. 31	TE	Ben Sims	Waived/Injured
Aug. 31	CB	Reese Taylor	Claimed off waivers (Den.)
Aug. 31	RB	Carlos Washington Jr.	Signed to practice squad
Aug. 31	S	Julius Wood	Claimed off waivers (Dal.)
Sept. 1	ILB	Liam Anderson	Signed to the practice squad
Sept. 1	CB	Ethan Bonner	Signed to the practice squad
Sept. 1	EDGE	Clelin Ferrell	Signed to the practice squad
Sept. 1	TE	Jeremiah Franklin	Released from practice squad
Sept. 1	EDGE	Amari Gainer	Signed to the practice squad
Sept. 1	QB	Mark Gronowski	Released from practice squad
Sept. 1	EDGE	Max Llewellyn	Signed to the practice squad
Sept. 1	DL	Jordan Miller	Signed to the practice squad
Sept. 1	ILB	Cam Riley	Released from practice squad
Sept. 1	WR	Will Sheppard	Signed to the practice squad
Sept. 1	CB	Jaylin Simpson	Signed to the practice squad
Sept. 1	DL	Mazi Smith	Signed to the practice squad
Sept. 1	TE	Tre Watson	Signed to the practice squad

2026 MIAMI DOLPHINS ALPHABETICAL ROSTER

*as of Sep. 8, 2026

NO.	NAME	POS.	HT.	WT.	AGE	EXP.	COLLEGE	HOMETOWN	HOW ACQ.
28	Achane, De'Von	RB	5-9	195	24	4	Texas A&M '23	Missouri City, Texas	D3, '23
46	Addington, Tucker	LS	6-2	230	29	1	Sam Houston State '22	New Braunfels, Texas	FA, '26
23	Anderson, Zayne	S	6-2	206	29	4	BYU '21	Stansbury Park, Utah	FA, '26
51	Beal Jr., Robert	EDGE	6-4	264	27	4	Georgia '23	Duluth, Ga.	FA, '26
18	Bell, Chris	WR	6-2	228	22	R	Louisville '26	Yazoo City, Miss.	D3c, '26
93	Biggers, Zeek	DL	6-6	315	22	2	Georgia Tech '25	Salisbury, N.C.	D7b, '25
8	Brents, JuJu	CB	6-3	203	26	4	Kansas State '23	Indianapolis, Ind.	Wai., '25 (Ind.)
55	Brewer, Aaron	C	6-1	290	28	7	Texas State '20	Dallas, Texas	UFA, '24 (Ten.)
20	Brooks, Jordyn	ILB	6-0	240	28	7	Texas Tech '20	Houston, Texas	UFA, '24 (Sea.)
63	Campbell, DJ	G	6-3	321	22	R	Texas '26	Arlington, Texas	D6, '26
21	Coleman Jr., Kevin	WR	5-11	180	23	R	Missouri '26	St. Louis, Mo.	D5b, '26
15	Cook, Brady	QB	6-2	215	24	2	Missouri '25	St. Louis, Mo.	Wai., '26 (NYJ)
97	Cooper Jr., Keith	DL	6-5	285	23	1	Houston '25	Dickinson, Texas	FA, '25
24	Dial Jr., Marcellas	CB	6-0	190	25	3	South Carolina '24	Woodruff, S.C.	Wai., '26 (NE)
7	Douglas, Caleb	WR	6-4	208	23	R	Texas Tech '26	Missouri City, Texas	D3a, '26
85	Dulcich, Greg	TE	6-4	245	26	5	UCLA '22	Glendale, Calif.	FA, '25
40	Gay Jr., Willie	ILB	6-1	246	28	7	Mississippi State '20	Starkville, Miss.	UFA, '25 (NO)
79	Godrick, Chukwuebuka	T	6-5	293	25	1		Lagos, Nigeria	Wai., '26 (KC)
0	Gordon II, Ollie	RB	6-2	225	22	2	Oklahoma State '25	Fort Worth, Texas	D6, '25
56	Harrison Jr., Ronnie	ILB	6-3	220	29	9	Alabama '18	Tallahassee, Fla.	UFA, '26 (Atl.)
34	Herman, DJ	FB	6-0	242	24	R	San Diego State '26	Las Vegas, Nev.	UDFA, '26
90	Herring, Malik	EDGE	6-3	275	28	5	Georgia '21	Forsyth, Ga.	FA, '26
73	Jackson, Austin	T	6-5	305	27	7	USC '20	Phoenix, Ariz.	D1b, '20
3	Johnson, Chris	CB	6-0	196	21	R	San Diego State '26	Eastvale, Calif.	D1b, '26
80	Joly, Justin	TE	6-3	241	22	R	North Carolina State '26	Brewster N.Y.	Wai., '26 (Den.)
89	Kacmarek, Will	TE	6-6	264	23	R	Ohio State '26	St. Louis, Mo.	D3b, '26
62	Kingston, Jarrett	T	6-4	308	26	3	USC '24	Anderson, Calif.	Wai., '26 (Hou.)
19	Louis, Kyle	S	6-0	225	22	R	Pittsburgh '26	East Orange, N.J.	D4b, '26
4	Marshall Jr., Jason	CB	6-0	204	24	2	Florida '25	Miami, Fla.	D5b, '25
14	McCord, Kyle	QB	6-3	218	23	1	Syracuse '25	Mount Laurel, N.J.	T, '26 (GB)
60	Meyer, Andrew	C	6-3	290	26	3	UTEP '24	San Marcos, Calif.	UDFA, '24
84	Miller, Ryan	WR	6-2	221	26	3	Furman '23	Jackson, Ten.	Wai., '26 (NYG)
47	Patterson, Riley	K	6-0	196	27	6	Memphis '21	Edwardsville, Ill.	FA, '25
52	Paul, Patrick	T	6-7	325	24	3	Houston '24	Houston, Texas	D2, '24
94	Phillips, Jordan	DL	6-3	324	22	2	Maryland '25	Ocoee, Fla.	D5a, '25
48	Pinion, Bradley	P	6-5	250	32	12	Clemson '15	Concord, N.C.	UFA, '26 (Atl.)
74	Proctor, Kadyn	G/T	6-7	360	21	R	Alabama '26	Des Moines, Iowa	D1a, '26
44	Robinson, Chop	EDGE	6-3	265	23	3	Penn State '24	Gaithersburg, Md.	D1, '24
10	Rodriguez, Jacob	ILB	6-1	235	24	R	Texas Tech '26	Wichita Falls, Texas	D2, '26
71	Savaiinaea, Jonah	G	6-5	325	22	2	Arizona '25	Tafuna, American Samoa	D2, '25
92	Sieler, Zach	DL	6-6	300	31	9	Ferris State '18	Pinckney, Mich.	Wai., '19 (Bal.)
16	Taaffe, Michael	S	6-0	190	23	R	Texas '26	Austin, Texas	D5a, '26
35	Taylor, Reese	CB	5-9	188	27	2	Purdue '23	Indianapolis, Ind.	Wai., '26 (Den.)
1	Tolbert, Jalen	WR	6-1	195	27	5	South Alabama '22	Mobile, Ala.	UFA, '26 (Dal.)
11	Trader Jr., Dante	S	5-11	202	23	2	Maryland '25	Delmar, Del.	D5c, '25
83	Traore, Seydou	TE	6-4	242	24	R	Mississippi State '26	London, England	D5c, '26
9	Uche, Josh	EDGE	6-3	252	27	7	Michigan '20	Miami, Fla.	UFA, '26 (Phi.)
77	Wallace, Caedan	G/T	6-5	320	26	3	Penn State '24	Robbinsville, N.J.	T, '26 (NE)
6	Washington, Malik	WR	5-8	192	25	3	Virginia '24	Lawrenceville, Ga.	D6a, '24
2	Willis, Malik	QB	6-1	225	27	5	Liberty '22	College Park, Ga.	UFA, '26 (GB)
25	Wood, Julius	S	6-1	193	25	2	East Carolina '26	Columbus, Ohio	Wai., '26 (Dal.)
42	Woodard, Jackson	ILB	6-2	229	24	1	UNLV '25	Little Rock, Ark.	FA, '25
5	Wright, Jaylen	RB	5-10	205	23	3	Tennessee '24	Durham, N.C.	D4, '24
	PRACTICE SQUAD								
50	Anderson, Liam	ILB	6-3	230	26	1	Holy Cross '23	Flanders, N.J.	FA, '26
72	Ayedze, Gottlieb	T	6-4	305	26	1	Maryland '24	Germantown, Md.	FA, '26
27	Bonner, Ethan	CB	6-1	192	26	3	Stanford '23	The Woodlands, Texas	UDFA, '23
43	Burns, Major	S	6-2	209	24	1	LSU '25	Baton Rouge, La.	FA, '26
98	Ferrell, Clelin	EDGE	6-4	260	29	8	Clemson '19	Richmond, Va.	FA, '26
53	Gainer, Amari	EDGE	6-3	240	26	2	North Carolina '24	Tallahassee, Fla.	FA, '26
31	Hunter, Jarquez	RB	5-10	211	23	2	Auburn '25	Philadelphia, Miss.	T, '26 (LAR)
57	Llewellyn, Max	EDGE	6-5	260	24	R	Iowa '26	Urbandale, Iowa	D7, '26
59	McGraw, Rodney	EDGE	6-4	273	24	R	Western Michigan '26	Chicago, Ill.	UDFA, '26
96	Miller, Jordan	DL	6-3	307	26	1	SMU '24	Jacksonville, Fla.	FA, '26
88	Reagor, Jalen	WR	5-11	200	27	6	TCU '20	Waxahachie, Texas	FA, '26
81	Sheppard, Will	WR	6-3	196	24	1	Colorado '25	Madisonville, La.	FA, '26
32	Simpson, Jaylin	CB	6-0	180	26	1	Auburn '24	Brunswick, Ga.	FA, '26
91	Smith, Mazi	DL	6-3	337	25	4	Michigan '23	Grand Rapids, Mich.	FA, '26
26	Washington Jr., Carlos	RB	5-11	210	27	1	Southeastern Louisiana '23	Clinton, Md.	FA, '26
87	Watson, Tre	TE	6-5	250	23	1	Texas A&M '25	Rio Rancho, N.M.	FA, '26
	RESERVE/PHYSICALLY UNABLE TO PERFORM								
22	Baker Jr., Darrell	CB	6-1	197	28	4	Georgia Southern '22	Hephzibah, Ga.	FA, '26
29	Duck, Storm	CB	6-0	195	25	3	Louisville '24	Boiling Springs, N.C.	UDFA, '24
	RESERVE/INJURED								
78	Grant, Kenneth^	DL	6-3	326	22	2	Michigan '25	Gary, Ind.	D1, '25
	Konga, Rene	DL	6-3	298	23	R	Louisville '26	Ottawa, Ontario, Canada	UDFA, '26
17	Moore, Trey^	EDGE/ILB	6-2	247	23	R	Texas '26	San Antonio, Texas	D4a, '26
	Sims, Ben	TE	6-5	251	26	4	Baylor '23	San Antonio, Texas	FA, '26
	Turner, Cole	TE	6-6	261	26	3	Nevada '22	Clackamas, Ore.	FA, '25

^Designated for return

2026 MIAMI DOLPHINS NUMERICAL ROSTER

*as of Sep. 8, 2026

NO.	NAME	POS.	HT.	WT.	AGE	EXP.	COLLEGE	HOMETOWN	HOW ACQ.
0	Ollie Gordon II	RB	6-2	225	22	2	Oklahoma State '25	Fort Worth, Texas	D6, '25
1	Jalen Tolbert	WR	6-1	195	27	5	South Alabama '22	Mobile, Ala.	UFA, '26 (Dal.)
2	Malik Willis	QB	6-1	225	27	5	Liberty '22	College Park, Ga.	UFA, '26 (GB)
3	Chris Johnson	CB	6-0	196	21	R	San Diego State '26	Eastvale, Calif.	D1b, '26
4	Jason Marshall Jr.	CB	6-0	204	24	2	Florida '25	Miami, Fla.	D5b, '25
5	Jaylen Wright	RB	5-10	205	23	3	Tennessee '24	Durham, N.C.	D4, '24
6	Malik Washington	WR	5-8	192	25	3	Virginia '24	Lawrenceville, Ga.	D6a, '24
7	Caleb Douglas	WR	6-4	208	23	R	Texas Tech '26	Missouri City, Texas	D3a, '26
8	JuJu Brents	CB	6-3	203	26	4	Kansas State '23	Indianapolis, Ind.	Wai., '25 (Ind.)
9	Josh Uche	EDGE	6-3	252	27	7	Michigan '20	Miami, Fla.	UFA, '26 (Phi.)
10	Jacob Rodriguez	ILB	6-1	235	24	R	Texas Tech '26	Wichita Falls, Texas	D2, '26
11	Dante Trader Jr.	S	5-11	202	23	2	Maryland '25	Delmar, Del.	D5c, '25
14	Kyle McCord	QB	6-3	218	23	1	Syracuse '25	Mount Laurel, N.J.	T, '26 (GB)
15	Brady Cook	QB	6-2	215	24	2	Missouri '25	St. Louis, Mo.	Wai., '26 (NYJ)
16	Michael Taaffe	S	6-0	190	23	R	Texas '26	Austin, Texas	D5a, '26
18	Chris Bell	WR	6-2	228	22	R	Louisville '26	Yazoo City, Miss.	D3c, '26
19	Kyle Louis	S	6-0	225	22	R	Pittsburgh '26	East Orange, N.J.	D4b, '26
20	Jordyn Brooks	ILB	6-0	240	28	7	Texas Tech '20	Houston, Texas	UFA, '24 (Sea.)
21	Kevin Coleman Jr.	WR	5-11	180	23	R	Missouri '26	St. Louis, Mo.	D5b, '26
23	Zayne Anderson	S	6-2	206	29	4	BYU '21	Stansbury Park, Utah	FA, '26
24	Marcellas Dial Jr.	CB	6-0	190	25	3	South Carolina '24	Woodruff, S.C.	Wai., '26 (NE)
25	Julius Wood	S	6-1	193	25	2	East Carolina '26	Columbus, Ohio	Wai., '26 (Dal.)
28	De'Von Achane	RB	5-9	195	24	4	Texas A&M '23	Missouri City, Texas	D3, '23
34	DJ Herman	FB	6-0	242	24	R	San Diego State '26	Las Vegas, Nev.	UDFA, '26
35	Reese Taylor	CB	5-9	188	27	2	Purdue '23	Indianapolis, Ind.	Wai., '26 (Den.)
40	Willie Gay Jr.	ILB	6-1	246	28	7	Mississippi State '20	Starkville, Miss.	UFA, '25 (NO)
42	Jackson Woodard	ILB	6-2	229	24	1	UNLV '25	Little Rock, Ark.	FA, '25
44	Chop Robinson	EDGE	6-3	265	23	3	Penn State '24	Gaithersburg, Md.	D1, '24
46	Tucker Addington	LS	6-2	230	29	1	Sam Houston State '22	New Braunfels, Texas	FA, '26
47	Riley Patterson	K	6-0	196	27	6	Memphis '21	Edwardsville, Ill.	FA, '25
48	Bradley Pinion	P	6-5	250	32	12	Clemson '15	Concord, N.C.	UFA, '26 (Atl.)
51	Robert Beal Jr.	EDGE	6-4	264	27	4	Georgia '23	Duluth, Ga.	FA, '26
52	Patrick Paul	T	6-7	325	24	3	Houston '24	Houston, Texas	D2, '24
55	Aaron Brewer	C	6-1	290	28	7	Texas State '20	Dallas, Texas	UFA, '24 (Ten.)
56	Ronnie Harrison Jr.	ILB	6-3	220	29	9	Alabama '18	Tallahassee, Fla.	UFA, '26 (Atl.)
60	Andrew Meyer	C	6-3	290	26	3	UTEP '24	San Marcos, Calif.	UDFA, '24
62	Jarrett Kingston	T	6-4	308	26	3	USC '24	Anderson, Calif.	Wai., '26 (Hou.)
63	DJ Campbell	G	6-3	321	22	R	Texas '26	Arlington, Texas	D6, '26
71	Jonah Savaiinaea	G	6-5	325	22	2	Arizona '25	Tafuna, American Samoa	D2, '25
73	Austin Jackson	T	6-5	305	27	7	USC '20	Phoenix, Ariz.	D1b, '20
74	Kadyn Proctor	G/T	6-7	360	21	R	Alabama '26	Des Moines, Iowa	D1a, '26
77	Caedan Wallace	G/T	6-5	320	26	3	Penn State '24	Robbinsville, N.J.	T, '26 (NE)
79	Chukwuebuka Godrick	T	6-5	293	25	1		Lagos, Nigeria	Wai., '26 (KC)
80	Justin Joly	TE	6-3	241	22	R	North Carolina State '26	Brewster N.Y.	Wai., '26 (Den.)
83	Seydou Traore	TE	6-4	242	24	R	Mississippi State '26	London, England	D5c, '26
84	Ryan Miller	WR	6-2	221	26	3	Furman '23	Jackson, Ten.	Wai., '26 (NYG)
85	Greg Dulcich	TE	6-4	245	26	5	UCLA '22	Glendale, Calif.	FA, '25
89	Will Kacmarek	TE	6-6	264	23	R	Ohio State '26	St. Louis, Mo.	D3b, '26
90	Malik Herring	EDGE	6-3	275	28	5	Georgia '21	Forsyth, Ga.	FA, '26
92	Zach Sieler	DL	6-6	300	31	9	Ferris State '18	Pinckney, Mich.	Wai., '19 (Bal.)
93	Zeek Biggers	DL	6-6	315	22	2	Georgia Tech '25	Salisbury, N.C.	D7b, '25
94	Jordan Phillips	DL	6-3	324	22	2	Maryland '25	Ocoee, Fla.	D5a, '25
97	Keith Cooper Jr.	DL	6-5	285	23	1	Houston '25	Dickinson, Texas	FA, '25
	PRACTICE SQUAD								
26	Carlos Washington Jr.	RB	5-11	210	27	1	Southeastern Louisiana '23	Clinton, Md.	FA, '26
27	Ethan Bonner	CB	6-1	192	26	3	Stanford '23	The Woodlands, Texas	UDFA, '23
31	Jarquez Hunter	RB	5-10	211	23	2	Auburn '25	Philadelphia, Miss.	T, '26 (LAR)
32	Jaylin Simpson	CB	6-0	180	26	1	Auburn '24	Brunswick, Ga.	FA, '26
43	Major Burns	S	6-2	209	24	1	LSU '25	Baton Rouge, La.	FA, '26
50	Liam Anderson	ILB	6-3	230	26	1	Holy Cross '23	Flanders, N.J.	FA, '26
53	Amari Gainer	EDGE	6-3	240	26	2	North Carolina '24	Tallahassee, Fla.	FA, '26
57	Max Llewellyn	EDGE	6-5	260	24	R	Iowa '26	Urbandale, Iowa	D7, '26
59	Rodney McGraw	EDGE	6-4	273	24	R	Western Michigan '26	Chicago, Ill.	UDFA, '26
72	Gottlieb Ayedze	T	6-4	305	26	1	Maryland '24	Germantown, Md.	FA, '26
81	Will Sheppard	WR	6-3	196	24	1	Colorado '25	Madisonville, La.	FA, '26
87	Tre Watson	TE	6-5	250	23	1	Texas A&M '25	Rio Rancho, N.M.	FA, '26
88	Jalen Reagor	WR	5-11	200	27	6	TCU '20	Waxahachie, Texas	FA, '26
91	Mazi Smith	DL	6-3	337	25	4	Michigan '23	Grand Rapids, Mich.	FA, '26
96	Jordan Miller	DL	6-3	307	26	1	SMU '24	Jacksonville, Fla.	FA, '26
98	Clelin Ferrell	EDGE	6-4	260	29	8	Clemson '19	Richmond, Va.	FA, '26
	RESERVE/PHYSICALLY UNABLE TO PERFORM								
22	Darrell Baker Jr.	CB	6-1	197	28	4	Georgia Southern '22	Hephzibah, Ga.	FA, '26
29	Storm Duck	CB	6-0	195	25	3	Louisville '24	Boiling Springs, N.C.	UDFA, '24
	RESERVE/INJURED								
17	Trey Moore^	EDGE/ILB	6-2	247	23	R	Texas '26	San Antonio, Texas	D4a, '26
78	Kenneth Grant^	DL	6-3	326	22	2	Michigan '25	Gary, Ind.	D1, '25
	Cole Turner	TE	6-6	261	26	3	Nevada '22	Clackamas, Ore.	FA, '25
	Ben Sims	TE	6-5	251	26	4	Baylor '23	San Antonio, Texas	FA, '26
	Rene Konga	DL	6-3	298	23	R	Louisville '26	Ottawa, Ontario, Canada	UDFA, '26

^Designated for return

2026 MIAMI DOLPHINS POSITIONAL ROSTER

*as of Sep. 8, 2026

OFFENSE (27)

QUARTERBACKS (3)

NO	NAME	POS	HT	WT	EXP	COLLEGE
2	Malik Willis	QB	6-1	225	5	Liberty '22
14	Kyle McCord	QB	6-3	218	1	Syracuse '25
15	Brady Cook	QB	6-2	215	2	Missouri '25

RUNNING BACKS (4)

NO	NAME	POS	HT	WT	EXP	COLLEGE
0	Ollie Gordon II	RB	6-2	225	2	Oklahoma State '25
5	Jaylen Wright	RB	5-10	205	3	Tennessee '24
28	De'Von Achane	RB	5-9	195	4	Texas A&M '23
34	DJ Herman	FB	6-0	242	R	San Diego State '26

WIDE RECEIVERS (6)

NO	NAME	POS	HT	WT	EXP	COLLEGE
1	Jalen Tolbert	WR	6-1	195	5	South Alabama '22
6	Malik Washington	WR	5-8	192	3	Virginia '24
7	Caleb Douglas	WR	6-4	208	R	Texas Tech '26
18	Chris Bell	WR	6-2	228	R	Louisville '26
21	Kevin Coleman Jr.	WR	5-11	180	R	Missouri '26
84	Ryan Miller	WR	6-2	221	3	Furman '23

TIGHT ENDS (4)

NO	NAME	POS	HT	WT	EXP	COLLEGE
80	Justin Joly	TE	6-3	241	R	NC State '26
83	Seydou Traore	TE	6-4	242	R	Mississippi State '26
85	Greg Dulcich	TE	6-4	245	5	UCLA '22
89	Will Kacmarek	TE	6-6	264	R	Ohio State '26

OFFENSIVE LINEMEN (10)

NO	NAME	POS	HT	WT	EXP	COLLEGE
52	Patrick Paul	T	6-7	325	3	Houston '24
55	Aaron Brewer	C	6-1	290	7	Texas State '20
60	Andrew Meyer	C	6-3	290	3	UTEP '24
62	Jarrett Kingston	T	6-4	308	3	USC '24
63	DJ Campbell	G	6-3	321	R	Texas '26
71	Jonah Savaiinaea	G	6-5	325	2	Arizona '25
73	Austin Jackson	T	6-5	305	7	USC '20
74	Kadyn Proctor	G/T	6-7	360	R	Alabama '26
77	Caedan Wallace	G/T	6-5	320	3	Penn State '24
79	Chukwuebuka Godrick	T	6-5	293	1	

RESERVE/INJURED (5)

NO	NAME	POS	HT	WT	EXP	COLLEGE
17	Trey Moore^	EDGE/ILB	6-2	247	R	Texas '26
78	Kenneth Grant^	DL	6-3	326	2	Michigan '25
	Cole Turner	TE	6-6	261	3	Nevada '22
	Ben Sims	TE	6-5	251	4	Baylor '23
	Rene Konga	DL	6-3	298	R	Louisville '26

ACTIVE/PHYSICALLY UNABLE TO PERFORM (2)

NO	NAME	POS	HT	WT	EXP	COLLEGE
22	Darrell Baker Jr.	CB	6-1	197	4	Georgia Southern '22
29	Storm Duck	CB	6-0	195	3	Louisville '24

DEFENSE (23)

DEFENSIVE LINEMEN (4)

NO	NAME	POS	HT	WT	EXP	COLLEGE
92	Zach Sieler	DL	6-6	300	9	Ferris State '18
93	Zeek Biggers	DL	6-6	315	2	Georgia Tech '25
94	Jordan Phillips	DL	6-3	324	2	Maryland '25
97	Keith Cooper Jr.	DL	6-5	285	1	Houston '25

EDGES (4)

NO	NAME	POS	HT	WT	EXP	COLLEGE
9	Josh Uche	EDGE	6-3	252	7	Michigan '20
44	Chop Robinson	EDGE	6-3	265	3	Penn State '24
51	Robert Beal Jr.	EDGE	6-4	264	4	Georgia '23
90	Malik Herring	EDGE	6-3	275	5	Georgia '21

INSIDE LINEBACKERS (5)

NO	NAME	POS	HT	WT	EXP	COLLEGE
10	Jacob Rodriguez	ILB	6-1	235	R	Texas Tech '26
20	Jordyn Brooks	ILB	6-0	240	7	Texas Tech '20
40	Willie Gay Jr.	ILB	6-1	246	7	Mississippi State '20
42	Jackson Woodard	ILB	6-2	229	1	UNLV '25
56	Ronnie Harrison Jr.	ILB	6-3	220	9	Alabama '18

DEFENSIVE BACKS (10)

NO	NAME	POS	HT	WT	EXP	COLLEGE
3	Chris Johnson	CB	6-0	196	R	San Diego State '26
4	Jason Marshall Jr.	CB	6-0	204	2	Florida '25
8	JuJu Brents	CB	6-3	203	4	Kansas State '23
11	Dante Trader Jr.	S	5-11	202	2	Maryland '25
16	Michael Taaffe	S	6-0	190	R	Texas '26
19	Kyle Louis	S	6-0	225	R	Pittsburgh '26
23	Zayne Anderson	S	6-2	206	4	BYU '21
24	Marcellas Dial Jr.	CB	6-0	190	3	South Carolina '24
25	Julius Wood	S	6-1	193	2	East Carolina '26
35	Reese Taylor	CB	5-9	188	2	Purdue '23

SPECIALISTS (3)

NO	NAME	POS	HT	WT	EXP	COLLEGE
46	Tucker Addington	LS	6-2	230	1	Sam Houston State '22
47	Riley Patterson	K	6-0	196	6	Memphis '21
48	Bradley Pinion	P	6-5	250	12	Clemson '15

PRACTICE SQUAD (16)

NO	NAME	POS	HT	WT	EXP	COLLEGE
26	Carlos Washington Jr.	RB	5-11	210	1	SE Louisiana '23
27	Ethan Bonner	CB	6-1	192	3	Stanford '23
31	Jarquez Hunter	RB	5-10	211	2	Auburn '25
32	Jaylin Simpson	CB	6-0	180	1	Auburn '24
43	Major Burns	S	6-2	209	1	LSU '25
50	Liam Anderson	ILB	6-3	230	1	Holy Cross '23
53	Amari Gainer	EDGE	6-3	240	2	North Carolina '24
57	Max Llewellyn	EDGE	6-5	260	R	Iowa '26
59	Rodney McGraw	EDGE	6-4	273	R	Western Mich. '26
72	Gottlieb Ayedze	T	6-4	305	1	Maryland '24
81	Will Sheppard	WR	6-3	196	1	Colorado '25
87	Tre Watson	TE	6-5	250	1	Texas A&M '25
88	Jalen Reagor	WR	5-11	200	6	TCU '20
91	Mazi Smith	DL	6-3	337	4	Michigan '23
96	Jordan Miller	DL	6-3	307	1	SMU '24
98	Clelin Ferrell	EDGE	6-4	260	8	Clemson '19

2026 MIAMI DOLPHINS – HOW THEY WERE ACQUIRED

*as of Sep. 8, 2026

	DRAFT (23)	UDFA (2)	TRADES (2)	WAIVERS (10)	FREE AGENTS (16)
2019				DL Zach Sieler (Bal.)	
2020	T Austin Jackson (1b)				
2021					
2022					
2023	RB De'Von Achane (3)				
2024	EDGE Chop Robinson (1) T Patrick Paul (2) RB Jaylen Wright (4) WR Malik Washington (6a)	C Andrew Meyer			C Aaron Brewer (Ten.) ILB Jordyn Brooks (Sea.)
2025	G Jonah Savaiinaea (2) DL Jordan Phillips (5a) CB Jason Marshall Jr. (5b) S Dante Trader Jr. (5c) RB Ollie Gordon II (6) DL Zeek Biggers (7b)			CB JuJu Brents (Ind.)	DL Keith Cooper Jr. TE Greg Dulcich ILB Willie Gay Jr. (NO) K Riley Patterson ILB Jackson Woodard
2026	G/T Kadyn Proctor (1a) CB Chris Johnson (1b) ILB Jacob Rodriguez (2) WR Caleb Douglas (3a) TE Will Kacmarek (3b) WR Chris Bell (3c) S Kyle Louis (4b) S Michael Taaffe (5a) WR Kevin Coleman Jr. (5b) TE Seydou Traore (5c) G DJ Campbell (6)	FB DJ Herman	QB Kyle McCord (GB) G/T Caedan Wallace (NE)	QB Brady Cook (NYJ) CB Marcellas Dial Jr. (NE) T Chukwuebuka Godrick (KC) TE Justin Joly (Den.) T Jarrett Kingston (Hou.) WR Ryan Miller (NYG) CB Reese Taylor (Den.) S Julius Wood (Dal.)	LS Tucker Addington S Zayne Anderson EDGE Robert Beal Jr. ILB Ronnie Harrison Jr. (Atl.) EDGE Malik Herring P Bradley Pinion (Atl.) WR Jalen Tolbert (Dal.) EDGE Josh Uche (Phi.) QB Malik Willis (GB)

PRONUNCIATION GUIDE

PLAYER	PHONETICALLY	PLAYER	PHONETICALLY	PLAYER/COACH	PHONETICALLY
RB De'Von Achane	duh-VON A-chan	G Jonah Savaiinaea	suh-vai'i-neye-uh (Like Hawai'i)	Jahmile Addae	juh-MILE uh-day
C Aaron Brewer	AY-rin	DL Zach Sieler	SEE-ler	Siriki Diabate	sih-REE-KEE dee-uh-bah-tay
TE Greg Dulcich	dull-sitch	EDGE Josh Uche	OO-chay	Lemuel Jeanpierre	leh-mew-ELL zhon-pee-AIR
T Chukwuebuka Godrick	CHOO-koo-ay-boo-kah	S Michael Taaffe	taa-ff	Chuka Ndulue	CHOO-kuh en-DOO-loo-way
TE Justin Joly	JOH-lee	TE Seydou Traore	say-doo tray-or-ay	Andrew Papirio	puh-peer-ree-oh
TE Will Kacmarek	KAZ-mair-ick			DeShawn Shead	shed

MIAMI DOLPHINS CONTRACT STATUS

*as of Sep. 8, 2026

CONTRACT STATUS

	NO	NAME	2026	2027	2028	2029	2030	2031	CONTRACT DETAILS
QB	2	Willis, Malik				UFA			Signed 3-year contract as UFA in 2026
	14	McCord, Kyle		ERFA					Signed 1-year contract as FA with GB in 2026
	15	Cook, Brady		ERFA					Signed 2-year contract as FA with NYJ in 2025
RB/FB	0	Gordon II, Ollie				UFA			Signed 4-year rookie contract in 2025
	5	Wright, Jaylen			UFA				Signed 4-year rookie contract in 2024
	28	Achane, DeVon						UFA	Signed 4-year contract extension in 2026
	34	Herman, D.J.				RFA			Signed 3-year contract as UDFA in 2026
WR	1	Tolbert, Jalen		UFA					Signed 1-year contract as UFA in 2026
	6	Washington, Malik			UFA				Signed 4-year rookie contract in 2024
	7	Douglas, Caleb					UFA		Signed 4-year rookie contract in 2026
	18	Bell, Chris					UFA		Signed 4-year rookie contract in 2026
	21	Coleman Jr., Kevin					UFA		Signed 4-year rookie contract in 2026
	84	Miller, Ryan		RFA					Signed 1-year contract as ERFA with NYG in 2026
TE	49	Traore, Seydou					UFA		Signed 4-year rookie contract in 2026
	80	Joly, Justin					UFA		Signed 4-year rookie contract with Den. in 2026
	82	Kacmarek, Will					UFA		Signed 4-year rookie contract in 2026
	85	Dulcich, Greg		UFA					Signed 1-year contract as UFA in 2026
OL	52	Paul, Patrick			UFA				Signed 4-year rookie contract in 2024
	55	Brewer, Aaron					UFA		Signed 3-year contract extension in 2026
	60	Meyer, Andrew		RFA					Signed 3-year contract as UDFA in 2024
	62	Kingston, Jarrett		RFA					Signed 1-year contract as FA with Hou. in 2026
	63	Campbell, D.J.					UFA		Signed 4-year rookie contract in 2026
	71	Savaiinaea, Jonah				UFA			Signed 4-year rookie contract in 2025
	73	Jackson, Austin		UFA					Signed 3-year contract extension in 2023
	74	Proctor, Kadyn					5YO	UFA	Signed 5-year rookie contract in 2026
	77	Wallace, Caedan			UFA				Signed 4-year rookie contract with NE in 2024
	79	Godrick, Chukwuebuka		ERFA					Signed 2-year contract as FA with KC in 2025
DL	92	Sieler, Zach					UFA		Signed 3-year contract extension in 2025
	93	Biggers, Zeek				UFA			Signed 4-year rookie contract in 2025
	94	Phillips, Jordan				UFA			Signed 4-year rookie contract in 2025
	97	Cooper Jr., Keith			ERFA				Signed 2-year contract as FA in 2026
EDGE	9	Uche, Joshua		UFA					Signed 1-year contract as UFA in 2026
	44	Robinson, Chop			5YO	UFA			Signed 5-year rookie contract in 2024
	51	Beal Jr., Robert		UFA					Signed 1-year contract as FA in 2026
	90	Herring, Malik		UFA					Signed 1-year contract as FA in 2026
ILB	10	Rodriguez, Jacob					UFA		Signed 4-year rookie contract in 2026
	20	Brooks, Jordyn					UFA		Signed 3-year contract extension in 2026
	40	Gay Jr., Willie		UFA					Signed 1-year contract as UFA in 2026
	42	Woodard, Jackson		ERFA					Signed 2-year contract from Hou.'s PS in 2025
	56	Harrison Jr., Ronnie		UFA					Signed 1-year contract as UFA in 2026
DB	3	Johnson, Chris					5YO	UFA	Signed 5-year rookie contract in 2026
	4	Marshall, Jason				UFA			Signed 4-year rookie contract in 2025
	8	Brents, JuJu		UFA					Signed 4-year rookie contract with Ind. in 2023
	11	Trader Jr., Dante				UFA			Signed 4-year rookie contract in 2025
	16	Taaffe, Michael					UFA		Signed 4-year rookie contract in 2026
	19	Louis, Kyle					UFA		Signed 4-year rookie contract in 2026
	23	Anderson, Zayne		UFA					Signed 1-year contract as FA in 2026
	24	Dial Jr., Marcellas			UFA				Signed 4-year rookie contract with NE in 2024
	25	Wood, Julius			RFA				Signed 2-year contract as FA with Dal. in 2026
	35	Taylor, Reese		ERFA					Signed 2-year contract as FA with Den. in 2025
ST	46	Addington, Tucker		ERFA					Signed 1-year contract as FA in 2026
	47	Patterson, Riley		UFA					Signed 1-year contract as UFA in 2026
	48	Pinion, Bradley		UFA					Signed 1-year contract as UFA in 2026

SUPPLEMENTAL STATS

2025 TEAM STATS

WON 7, LOST 10

Sep. 7	L	8-33	at Indianapolis	64,065
Sep. 14	L	27-33	New England	65,593
Sep. 18	L	21-31	at Buffalo	70,641
Sep. 29	W	27-21	N.Y. Jets	65,848
Oct. 5	L	24-27	at Carolina	72,301
Oct. 12	L	27-29	L.A. Chargers	65,592
Oct. 19	L	6-31	at Cleveland	63,762
Oct. 26	W	34-10	at Atlanta	71,344
Oct. 30	L	6-28	Baltimore	66,132
Nov. 9	W	30-13	Buffalo	66,030
Nov. 16	W	16-13 (OT)	Washington	78,610
Nov. 30	W	21-17	New Orleans	63,864
Dec. 7	W	34-10	at N.Y. Jets	68,625
Dec. 15	L	15-28	at Pittsburgh	65,663
Dec. 21	L	21-45	Cincinnati	65,885
Dec. 28	W	20-17	Tampa Bay	66,552
Jan. 4	L	10-38	at New England	64,628

TEAM STATISTICS	MIA	OPP.
FIRST DOWNS	**291**	**343**
Rushing	104	119
Passing	174	186
Penalty	13	38
Third Down-Made/Att	67/192	83/208
Third Down Efficiency	34.9%	39.9%
Fourth Down-Made/Att	11/23	20/28
Fourth Down Efficiency	47.8%	71.4%
TOTAL NET YARDS	**5,112**	**5,929**
Avg. Per Game	300.7	348.8
Total Plays	949	1,023
Avg. Per Play	5.4	5.8
NET YARDS RUSHING	**2,044**	**2,251**
Avg. Per Game	120.2	132.4
Total Rushes	432	469
Avg. Per Rush	4.7	4.8
NET YARDS PASSING	**3,068**	**3,678**
Avg. Per Game	180.5	216.4
Sacked/Yards Lost	38/254	39/242
Gross Yards	3,322	3,920
Attempts/Completions	479/322	515/371
Pct. of Completion	67.2%	72.0%
Had Intercepted	18	9
PUNTS/AVERAGE	**63/47.7**	**59/49.9**
Net Punting Average	42.6	42.8
PUNT RETURN/AVG.	**21/13.3**	**25/10.4**
KICKOFF RETURN/AVG.	**65/26.4**	**61/26.8**
INTERCEPTION RETURN/AVG.	**9/11.3**	**18/9.6**
PENALTIES/YARDS	**101/811**	**104/841**
FUMBLES/BALL LOST	**19/6**	**20/11**
TOUCHDOWNS	**38**	**50**
Rushing	14	18
Passing	23	29
Returns	1	3
EXTRA POINTS/ATTEMPTS	**34/35**	**43/45**
TWO POINT CONVERSION/ATT.	**1/3**	**3/5**
FIELD GOALS/ATTEMPTS	**27/29**	**25/30**
AVG. TIME OF POSSESSION	**28:53**	**31:07**

SCORE/QUARTER	Q1	Q2	Q3	Q4	OT	PTS
TEAM	82	121	27	114	3	347
OPPONENTS	76	90	130	128	0	424

SCORING	TD	RU	PA	RT	PAT	FG	2PT	S	PTS
R. Patterson	0	0	0	0	34/35	27/29	0	0	115
D. Achane	12	8	4	0	0/0	0/0	0	0	72
J. Waddle	6	0	6	0	0/0	0/0	0	0	36
D. Waller	6	0	6	0	0/0	0/0	0	0	36
M. Washington	5	1	3	1	0/0	0/0	0	0	30
O. Gordon II	4	3	1	0	0/0	0/0	0	0	24
J. Wright	2	2	0	0	0/0	0/0	0	0	12
G. Dulcich	1	0	1	0	0/0	0/0	0	0	6
T. Hill	1	0	1	0	0/0	0/0	0	0	6
T. Wease Jr.	1	0	1	0	0/0	0/0	0	0	6
J. Hill	0	0	0	0	0/0	0/0	1	0	2
DOLPHINS	**38**	**14**	**23**	**1**	**34/35**	**27/29**	**1**	**0**	**347**
OPPONENTS	**50**	**18**	**29**	**3**	**43/45**	**25/30**	**3**	**0**	**424**

RUSHING	NO.	YDS	AVG	LONG	TD
D. Achane	238	1,350	5.7	59t	8
J. Wright	70	288	4.1	32	2
O. Gordon II	70	199	2.8	20	3
M. Washington	17	110	6.5	18	1
T. Tagovailoa	20	43	2.2	8	0
J. Waddle	2	28	14.0	21	0
Q. Ewers	8	19	2.4	9	0
A. Ingold	2	9	4.5	6	0
D. Waller	1	4	4.0	4	0
Z. Wilson	3	1	0.3	3	0
G. Dulcich	1	-7	-7.0	-7	0
DOLPHINS	**432**	**2,044**	**4.7**	**59t**	**14**
OPPONENTS	**469**	**2,251**	**4.8**	**56**	**18**

RECEIVING	NO.	YDS	AVG	LONG	TD
J. Waddle	64	910	14.2	46t	6
D. Achane	67	488	7.3	29t	4
M. Washington	46	317	6.9	28	3
D. Waller	24	283	11.8	34	6
G. Dulcich	26	335	12.9	29	1
T. Hill	21	265	12.6	47	1
J. Hill	15	140	9.3	20	0
N. Westbrook-Ikhine	11	89	8.1	18	0
T. Conner	9	91	10.1	28	0
A. Ingold	8	52	6.5	22	0
T. Wease Jr.	6	139	23.2	63t	1
C. Wilson Jr.	5	44	8.8	16	0
J. Wright	5	44	8.8	18	0
O. Gordon II	7	32	4.6	20t	1
D. Eskridge	4	62	15.5	40	0
T. Washington	3	37	12.3	19	0
DOLPHINS	**321**	**3,328**	**10.4**	**63t**	**23**
OPPONENTS	**371**	**3,920**	**10.6**	**59**	**29**

INTERCEPTIONS	NO.	YDS	AVG	LONG	TD
R. Douglas	2	43	21.5	38	0
J. Marshall Jr.	1	24	24.0	24	0
A. Davis	1	21	21.0	21	0
M. Fitzpatrick	1	7	7.0	7	0
J. Jones	1	7	7.0	7	0
E. Bonner	1	0	0.0	0	0
T. Dodson	1	0	0.0	0	0
I. Melifonwu	1	0	0.0	0	0
DOLPHINS	**9**	**102**	**11.3**	**38**	**0**
OPPONENTS	**18**	**172**	**9.6**	**34t**	**1**

PUNTING	NO.	YDS	AVG	NET	TB	IN	LG	B
J. Bailey	63	3,005	47.7	42.6	3	21	64	0
DOLPHINS	**63**	**3,005**	**47.7**	**42.6**	**3**	**21**	**64**	**0**
OPPONENTS	**59**	**2,946**	**49.9**	**42.8**	**7**	**30**	**72**	**0**

PUNT RETURNS	RET	FC	YDS	AVG	LONG	TD
M. Washington	20	11	260	13.0	74t	1
T. Hill	1	0	19	19.0	19	0
DOLPHINS	**21**	**11**	**279**	**13.3**	**74t**	**1**
OPPONENTS	**25**	**19**	**259**	**10.4**	**78t**	**1**

KICKOFF RETURNS	NO.	YDS	AVG	LONG	TD
M. Washington	36	965	26.8	47	0
D. Eskridge	28	726	25.9	54	0
O. Gordon II	1	25	25.0	25	0
DOLPHINS	**65**	**1,716**	**26.4**	**54**	**0**
OPPONENTS	**61**	**1,634**	**26.8**	**90t**	**1**

FIELD GOALS	1-19	20-29	30-39	40-49	50+
R. Patterson	0/0	5/5	8/9	11/11	3/4
DOLPHINS	**0/0**	**5/5**	**8/9**	**11/11**	**3/4**
OPPONENTS	**0/0**	**5/5**	**10/12**	**5/5**	**5/8**

2-Pt Conv: J. Hill 1, **TM** 1-3, **OPP** 3-5

SACKS: B. Chubb 8.5, Z. Sieler 5.5, T. Dodson 5.0, C. Robinson 4.0, J. Brooks 3.5, J. Phillips 3.0, K. Grant 2.0, W. Gay Jr. 2.0, Z. Biggers 1.5, R. Douglas 1.0, I. Melifonwu 1.0, B. Jones 1.0, M. Fitzpatrick 1.0, **TM** 39.0, **OPP** 38.0

PASSING	ATT	CMP	YDS	CMP%	YDS/ATT	TD	TD%	INT	INT%	LONG	SACK	LOST	RATING
T. Tagovailoa	384	260	2,660	67.7	6.9	20	5.2	15	3.9	47	30	195	88.5
Q. Ewers	83	55	622	66.3	7.5	3	3.6	3	3.6	63t	8	59	85.5
Z. Wilson	11	6	32	54.5	2.9	0	0.0	0	0.0	11	0	0	60.0
J. Waddle	1	1	8	100.0	8.0	0	0.0	0	0.0	8	0	0	100.0
DOLPHINS	**479**	**322**	**3,322**	**67.2**	**6.9**	**23**	**4.8**	**18**	**3.8**	**63t**	**38**	**254**	**87.3**
OPPONENTS	**515**	**371**	**3,920**	**72.0**	**7.6**	**29**	**5.6**	**9**	**1.7**	**59**	**39**	**242**	**105.3**

2025 DEFENSIVE/SPECIAL TEAMS STATS

DEFENSIVE STATISTICS											
PLAYER	SOLO	ASST	TOT	SACKS	SACKS/YDS.	TFL	QBH	INT	PD	FF	FR
J. Brooks	99	84	183	3.5	3.5/25.0	13	4	0	3	1	1
T. Dodson	72	57	129	5.0	5.0/40.0	10	6	1	3	1	1
Ja. Jones	49	28	77	0.0	0.0/0.0	4	0	1	6	2	0
M. Fitzpatrick	56	18	74	1.0	1.0/9.0	4	2	1	6	1	2
A. Davis	42	21	63	0.0	0.0/0.0	3	0	1	4	1	0
R. Douglas	37	25	62	1.0	1.0/2.0	2	2	2	13	1	0
I. Melifonwu	31	21	52	1.0	1.0/13.0	1	1	1	1	0	0
D. Trader Jr.	25	23	48	0.0	0.0/0.0	0	0	0	1	0	0
Z. Sieler	29	18	47	5.5	5.5/29.0	10	9	0	1	0	1
B. Chubb	24	23	47	8.5	8.5/59.0	8	20	0	0	2	1
Jo. Phillips	8	26	34	0.0	0.0/0.0	1	1	0	0	0	0
K. Grant	15	18	33	2.0	2.0/3.0	2	5	0	1	0	0
Ja. Phillips	15	10	25	3.0	3.0/22.0	3	7	0	0	0	1
K. Britt	6	18	24	0.0	0.0/0.0	0	1	0	0	0	0
C. Robinson	10	11	21	4.0	4.0/15.5	4	7	0	1	1	0
J. Marshall Jr.	13	7	20	0.0	0.0/0.0	1	1	1	4	0	0
Z. Biggers	6	14	20	1.5	1.5/9.5	1	4	0	0	0	0
W. Gay Jr.	8	10	18	2.0	2.0/5.0	3	2	0	2	0	0
M. Judon	7	9	16	0.0	0.0/0.0	1	3	0	1	0	0
Be. Jones	6	9	15	1.0	1.0/10.0	2	1	0	1	0	0
M. Butler	7	5	12	0.0	0.0/0.0	0	2	0	0	0	0
J. Brents	8	3	11	0.0	0.0/0.0	0	0	0	1	0	1
E. Bonner	4	3	7	0.0	0.0/0.0	1	0	1	2	0	0
C. Goode	2	5	7	0.0	0.0/0.0	0	0	0	1	0	0
Q. Bell	0	6	6	0.0	0.0/0.0	0	1	0	0	0	1
C. Armstrong	1	1	2	0.0	0.0/0.0	0	0	0	0	0	0
S. Duck	1	1	2	0.0	0.0/0.0	0	0	0	1	0	0
K. Sheffield	1	0	1	0.0	0.0/0.0	0	0	0	0	0	0
N. Westbrook-Ikhine	1	0	1	0.0	0.0/0.0	0	0	0	0	0	0
DOLPHINS	583	474	1,057	39.0	39.0/242.0	74	79	9	53	10	9

SOLO =Tackle, ASST=Assist, TOT=Combined, TFL=Tackle for a Loss, QBH=Pressures, INT=Interception, PD=Pass Defense, FF=Forced Fumble, FR=Fumble Recovery

SACKS: B. Chubb (8.5) - 1.0 at Indianapolis Colts (09/07), 1.0 vs New England Patriots (09/14), 1.0 at Buffalo Bills (09/18), 1.0 at Carolina Panthers (10/05), 1.0 vs Buffalo Bills (11/09), 1.0 vs New Orleans Saints (11/30), 0.5 at New York Jets (12/07), 2.0 vs Tampa Bay Buccaneers (12/28), **Z. Sieler** (5.5) - 1.0 vs Buffalo Bills (11/09), 2.5 at New York Jets (12/07), 1.0 at Pittsburgh Steelers (12/15), 1.0 vs Cincinnati Bengals (12/21), **T. Dodson** (5) - 1.0 at Buffalo Bills (09/18), 1.0 vs New York Jets (09/29), 1.0 at Cleveland Browns (10/19), 1.0 vs Washington Commanders (11/16), 1.0 vs Tampa Bay Buccaneers (12/28), **C. Robinson** (4) - 1.0 vs New England Patriots (09/14), 1.5 vs New Orleans Saints (11/30), 1.0 at New York Jets (12/07), 0.5 vs Cincinnati Bengals (12/21), **J. Brooks** (3.5) - 1.0 vs New England Patriots (09/14), 0.5 at Carolina Panthers (10/05), 1.0 at Atlanta Falcons (10/26), 1.0 at Pittsburgh Steelers (12/15), **Ja. Phillips** (3) - 1.0 at Carolina Panthers (10/05), 1.0 at Cleveland Browns (10/19), 1.0 vs Baltimore Ravens (10/30), **W. Gay Jr.** (2) - 1.0 vs Buffalo Bills (11/09), 1.0 at New York Jets (12/07), **K. Grant** (2) - 0.5 at Carolina Panthers (10/05), 1.0 vs Los Angeles Chargers (10/12), 0.5 vs Cincinnati Bengals (12/21), **Z. Biggers** (1.5) - 0.5 vs New Orleans Saints (11/30), 1.0 at Pittsburgh Steelers (12/15), **R. Douglas** (1) - 1.0 vs New York Jets (09/29), **M. Fitzpatrick** (1) - 1.0 vs New Orleans Saints (11/30), **B. Jones** (1) - 1.0 vs Baltimore Ravens (10/30), **I. Melifonwu** (1) - 1.0 at New York Jets (12/07)

NOTE: Special teams and miscellaneous statistics not included above.

Miscellaneous Tackles: J.Waddle (4), D.Achane (3), G.Dulcich (2), M.Washington (2), A.Brewer (1), D.Eskridge (1), J.Hill (1), J.Savaiinaea (1), C.Strange (1), T.Washington (1), N.Westbrook-Ikhine (1).

Miscellaneous Fumble Recoveries: T. Tagovailoa (3), O. Gordon II (2), D. Achane (1), L. Borom (1), Q. Ewers (1), J. Hill (1), A. Ingold (1), P. Paul (1).

SPECIAL TEAMS TACKLES								
PLAYER	TACKLES	SOLO	ASSISTS	FOR FUMBLES	FUMBLE REC	BLKD FG	BLKD PAT	BLKD PUNT
C. Goode	15	6	9	0	0	0	0	0
K. Britt	11	6	5	0	0	0	0	0
E. Bonner	8	3	5	0	1	0	0	0
M. Fitzpatrick	8	3	5	0	0	0	0	0
D. Trader Jr.	7	4	3	1	1	0	0	0
E. Campbell	5	4	1	0	0	0	0	0
J. Colbert	5	4	1	0	0	0	0	0
N. Westbrook-Ikhine	5	3	2	0	0	0	0	0
J. Cardona	5	2	3	0	0	0	0	0
R. Patterson	4	3	1	0	0	0	0	0
I. Johnson	3	3	0	0	0	0	0	0
J. Brents	3	2	1	0	0	0	0	0
M. Judon	3	2	1	0	0	0	0	0
J. Marshall Jr.	3	1	2	0	0	0	0	0
W. Gay Jr.	2	2	0	0	0	0	0	0
O. Gordon II	2	2	0	0	0	0	0	0
T. Conner	2	1	1	0	0	0	0	0
A. Davis	2	1	1	0	0	0	0	0
C. Johnson	2	1	1	0	0	0	0	0
J. Woodard	2	1	1	0	0	0	0	0
Q. Bell	2	0	2	0	0	0	0	0
J. Bailey	1	1	0	0	0	0	0	0
A. Green III	1	1	0	0	0	0	0	0
J. Hill	1	1	0	0	0	0	0	0
D. Eskridge	1	0	1	0	0	0	0	0
I. Melifonwu	1	0	1	0	0	0	0	0
H. Rucci	1	0	1	0	0	0	0	0
Z. Biggers	0	0	0	0	0	1	0	0
Z. Sieler	0	0	0	0	0	1	0	0
TOTALS	105	57	48	1	2	2	0	0

2025 STATISTICAL BESTS

DOLPHINS - INDIVIDUAL			OPPONENT	DATE
RUSHING				
Rushing Attempts	24	Jaylen Wright	at N.Y. Jets	12/7
Rushing Yards	174	De'Von Achane	vs. Buffalo	11/9
Rushing Average	13.1	De'Von Achane	at N.Y. Jets	12/7
Rushing Touchdowns	2	De'Von Achane	vs. Buffalo	11/9
		De'Von Achane	vs. L.A. Chargers	10/12
RECEIVING				
Pass Receptions	8	De'Von Achane	vs. New England	9/14
Receiving Yards	110	Jaylen Waddle	at Carolina	10/5
Touchdown Receptions	2	Darren Waller	at Pittsburgh	12/15
		Darren Waller	vs. N.Y. Jets	9/29
PASSING				
Passes Completed	27	Tua Tagovailoa	at Carolina	10/5
Passes Attempted	40	Tua Tagovailoa	vs. Baltimore	10/30
Completion Percentage	81.3	Tua Tagovailoa	vs. New England	9/14
Passing Yards	315	Tua Tagovailoa	vs. New England	9/14
Yards Per Attempt	9.8	Tua Tagovailoa	vs. New England	9/14
Touchdown Passes	4	Tua Tagovailoa	at Atlanta	10/26
Passer Rating	138.6	Tua Tagovailoa	at Atlanta	10/26
PUNT RETURNS				
Punt Returns	3	Malik Washington	at Carolina	10/5
Punt Return Yards	74	Malik Washington	vs. New England	9/14
KICKOFF RETURNS				
Kickoff Returns	5	Malik Washington	vs. Cincinnati	12/21
		Malik Washington	vs. L.A. Chargers	10/12
Kickoff Return Yards	153	Malik Washington	vs. L.A. Chargers	10/12
PUNTS				
Punts	6	Jake Bailey	at New England	1/4
		Jake Bailey	at N.Y. Jets	12/7
		Jake Bailey	at Carolina	10/5
Punts Inside the 20	3	Jake Bailey	at Carolina	10/5
		Jake Bailey	vs. N.Y. Jets	9/29
Punting Average	55.5	Jake Bailey	vs. L.A. Chargers	10/12
INTERCEPTIONS				
Interceptions Made	1	Ashtyn Davis	vs. Tampa Bay	12/28
		Jason Marshall Jr.	vs. Tampa Bay	12/28
		Ethan Bonner	at N.Y. Jets	12/7
		Tyrel Dodson	at N.Y. Jets	12/7
		Rasul Douglas	at N.Y. Jets	12/7
		Rasul Douglas	vs. New Orleans	11/30
		Jack Jones	vs. Washington	11/16
		Ifeatu Melifonwu	vs. Buffalo	11/9
		Minkah Fitzpatrick	at Carolina	10/5
INT Return Yards	38	Rasul Douglas	vs. New Orleans	11/30
TACKLES				
Tackles	20	Jordyn Brooks	vs. Washington	11/16
Sacks	2.5	Zach Sieler	at N.Y. Jets	12/7
SCORING				
Touchdowns	2	Darren Waller	at Pittsburgh	12/15
		De'Von Achane	vs. Buffalo	11/9
		De'Von Achane	vs. L.A. Chargers	10/12
		Darren Waller	vs. N.Y. Jets	9/29
Field Goals Attempted	4	Riley Patterson	vs. New Orleans	11/30
Field Goals Made	4	Riley Patterson	vs. New Orleans	11/30
MISC. YARDS				
Yards From Scrimmage	225	De'Von Achane	vs. Buffalo	11/9
Combined Net Yards	225	De'Von Achane	vs. Buffalo	11/9

2025 REGULAR SEASON MIAMI DOLPHINS LONGEST PLAYS			OPPONENT	DATE
RUSHING				
Run From Scrimmage	59	De'Von Achane	vs. Buffalo	11/9
Touchdown Run	59	De'Von Achane	vs. Buffalo	11/9
RECEIVING				
Pass Reception	63	Theo Wease Jr.	vs. Tampa Bay	12/28
Touchdown Reception	63	Theo Wease Jr.	vs. Tampa Bay	12/28
PASSING				
Passing Long	63	Quinn Ewers	vs. Tampa Bay	12/28
Touchdown Pass Long	63	Quinn Ewers	vs. Tampa Bay	12/28
RETURNS				
Longest Own Fumble Return	3	Alec Ingold	vs. Cincinnati	12/21
Longest Opponent's Fumble Return	6	Tyrel Dodson	at Atlanta	10/26
Punt Return	74	Malik Washington	vs. New England	9/14
Kickoff Return	54	Dee Eskridge	at Buffalo	9/18
Interception Return	38	Rasul Douglas	vs. New Orleans	11/30
KICKING				
Punt	64	Jake Bailey	vs. N.Y. Jets	9/29
Field Goal	54	Riley Patterson	at Pittsburgh	12/15
Field Goal Attempt	57	Riley Patterson	vs. L.A. Chargers	10/12

2025 STATISTICAL BESTS

OPPONENT - INDIVIDUAL			OPPONENT	DATE
RUSHING				
Rushing Attempts	25	Quinshon Judkins	at Cleveland	10/19
Rushing Yards	206	Rico Dowdle	at Carolina	10/5
Rushing Average	18.7	Rhamondre Stevenson	at New England	1/4
Rushing Touchdowns	3	Quinshon Judkins	at Cleveland	10/19
RECEIVING				
Pass Receptions	9	Ja'Marr Chase	vs. Cincinnati	12/21
		Kyle Pitts Sr.	at Atlanta	10/26
Receiving Yards	114	Jalen McMillan	vs. Tampa Bay	12/28
Touchdown Receptions	2	Chase Brown	vs. Cincinnati	12/21
		Mark Andrews	vs. Baltimore	10/30
PASSING				
Passes Completed	33	Baker Mayfield	vs. Tampa Bay	12/28
Passes Attempted	44	Baker Mayfield	vs. Tampa Bay	12/28
Completion Percentage	85.2	Aaron Rodgers	at Pittsburgh	12/15
Passing Yards	346	Baker Mayfield	vs. Tampa Bay	12/28
Yards Per Attempt	10.6	Drake Maye	at New England	1/4
Touchdown Passes	4	Joe Burrow	vs. Cincinnati	12/21
		Lamar Jackson	vs. Baltimore	10/30
Passer Rating	146.5	Joe Burrow	vs. Cincinnati	12/21
PUNT RETURNS				
Punt Returns	3	Calvin Austin III	at Pittsburgh	12/15
		Isaiah Williams	at N.Y. Jets	12/7
Punt Return Yards	91	Isaiah Williams	at N.Y. Jets	12/7
KICKOFF RETURNS				
Kickoff Returns	6	Antonio Gibson	vs. New England	9/14
Kickoff Return Yards	171	Antonio Gibson	vs. New England	9/14
PUNTS				
Punts	6	Austin McNamara	at N.Y. Jets	12/7
		Kai Kroeger	vs. New Orleans	11/30
		Jordan Stout	vs. Baltimore	10/30
		Corey Bojorquez	at Cleveland	10/19
Punts Inside the 20	4	Ryan Rehkow	vs. Cincinnati	12/21
		Jordan Stout	vs. Baltimore	10/30
Punting Average	68.0	Bryce Baringer	vs. New England	9/14
INTERCEPTIONS				
Interceptions Made	1	Jaylinn Hawkins	at New England	1/4
		Barrett Carter	vs. Cincinnati	12/21
		Jalen Davis	vs. Cincinnati	12/21
		Asante Samuel Jr.	at Pittsburgh	12/15
		Kool-Aid McKinstry	vs. New Orleans	11/30
		Cole Bishop	vs. Buffalo	11/9
		Maxwell Hairston	vs. Buffalo	11/9
		Malaki Starks	vs. Baltimore	10/30
		Tyson Campbell	at Cleveland	10/19
		Ronnie Hickman	at Cleveland	10/19
		Rayshawn Jenkins	at Cleveland	10/19
		Derwin James Jr.	vs. L.A. Chargers	10/12
		Tony Jefferson	vs. L.A. Chargers	10/12
		Benjamin St-Juste	vs. L.A. Chargers	10/12
		Terrel Bernard	at Buffalo	9/18
		Marte Mapu	vs. New England	9/14
		Camryn Bynum	at Indianapolis	9/7
		Laiatu Latu	at Indianapolis	9/7
INT Return Yards	34	Tyson Campbell	at Cleveland	10/19
TACKLES				
Tackles	15	Jamien Sherwood	at N.Y. Jets	12/7
Sacks	2.0	Cameron Jordan	vs. New Orleans	11/30
		Milton Williams	vs. New England	9/14
SCORING				
Touchdowns	3	Rhamondre Stevenson	at New England	1/4
		Chase Brown	vs. Cincinnati	12/21
		Quinshon Judkins	at Cleveland	10/19
Field Goals Attempted	5	Cameron Dicker	vs. L.A. Chargers	10/12
Field Goals Made	5	Cameron Dicker	vs. L.A. Chargers	10/12
MISC. YARDS				
Yards From Scrimmage	234	Rico Dowdle	at Carolina	10/5
Combined Net Yards	234	Rico Dowdle	at Carolina	10/5

2025 REGULAR SEASON OPPONENTS LONGEST PLAYS			OPPONENT	DATE
RUSHING				
Run From Scrimmage	56	Rhamondre Stevenson	at New England	1/4
Touchdown Run	46	Quinshon Judkins	at Cleveland	10/19
RECEIVING				
Pass Reception	59	Chris Godwin Jr.	vs. Tampa Bay	12/28
Touchdown Reception	35	Keon Coleman	vs. Buffalo	11/9
PASSING				
Passing Long	59	Baker Mayfield	vs. Tampa Bay	12/28
Touchdown Pass Long	35	Josh Allen	vs. Buffalo	11/9

2025 STATISTICAL BESTS

RETURNS

Longest Opponent's Fumble Return	18	Elijah Ponder	at New England	1/4
Punt Return	78	Isaiah Williams	at N.Y. Jets	12/7
Kickoff Return	90	Antonio Gibson	vs. New England	9/14
Interception Return	34	Tyson Campbell	at Cleveland	10/19
Longest INT Return for TD	34	Tyson Campbell	at Cleveland	10/19

KICKING

Punt	72	Austin McNamara	at N.Y. Jets	12/7
Field Goal	59	Andy Borregales	at New England	1/4
Field Goal Attempt	59	Andy Borregales	at New England	1/4

TURNOVERS

		TAKEAWAYS			GIVEAWAYS			SPECIAL TEAMS				
DATE	OPPONENT	INT	FUMBLES	TOTAL	INT	FUMBLES	TOTAL	GIVE	TAKE	DIFFERENTIAL	W	L
9/7	at Indianapolis	0	0	0	2	1	3	0	0	-3	0	1
9/14	New England	0	0	0	1	0	1	0	0	-1	0	1
9/18	at Buffalo	0	0	0	1	0	1	0	0	-1	0	1
9/29	N.Y. Jets	0	2	2	0	0	0	0	1	3	1	0
10/5	at Carolina	1	1	2	0	0	0	0	0	2	0	1
10/12	L.A. Chargers	0	1	1	3	0	3	0	0	-2	0	1
10/19	at Cleveland	0	0	0	3	0	3	1	0	-4	0	1
10/26	at Atlanta	0	1	1	0	0	0	0	0	1	1	0
10/30	Baltimore	0	0	0	1	2	3	0	0	-3	0	1
11/9	Buffalo	1	2	3	2	0	2	0	0	1	1	0
11/16	Washington	1	0	1	0	0	0	0	1	2	1	0
11/30	New Orleans	1	1	2	1	0	1	0	0	1	1	0
12/7	at N.Y. Jets	3	0	3	0	0	0	0	0	3	1	0
12/15	at Pittsburgh	0	0	0	1	0	1	0	0	-1	0	1
12/21	Cincinnati	0	0	0	2	1	3	0	0	-3	0	1
12/28	Tampa Bay	2	1	3	0	0	0	0	0	3	1	0
1/4	at New England	0	0	0	1	1	2	0	0	-2	0	1
	2025 TOTALS	**9**	**9**	**18**	**18**	**5**	**23**	**1**	**2**	**-4**	**7**	**10**

2025 BIG PLAYS

DOLPHINS BIG PLAYS

PASSING (25+ YARDS)		RUSHING (15+ YARDS)	
63t	Q. Ewers vs TB, 12/28	59t	D. Achane vs BUF, 11/09
47	T. Tagovailoa vs NE, 09/14	49t	D. Achane vs LAC, 10/12
46t	T. Tagovailoa at CAR, 10/05	48t	D. Achane vs CIN, 12/21
45	T. Tagovailoa vs LAC, 10/12	46	D. Achane at CLV, 10/19
43t	T. Tagovailoa at ATL, 10/26	39	D. Achane at NYJ, 12/07
40	Q. Ewers at CLV, 10/19	35t	D. Achane vs BUF, 11/09
38t	T. Tagovailoa vs BUF, 11/09	32	J. Wright vs TB, 12/28
34	T. Tagovailoa at CAR, 10/05	29t	D. Achane vs NO, 11/30
34	T. Tagovailoa vs NO, 11/30	29	D. Achane at NYJ, 12/07
31	T. Tagovailoa vs WAS, 11/16	26	D. Achane at IND, 09/07
29t	T. Tagovailoa vs NE, 09/14	23	D. Achane at CLV, 10/19
29	T. Tagovailoa at PIT, 12/15	23	D. Achane vs WAS, 11/16
29	Q. Ewers vs CIN, 12/21	22	D. Achane vs BAL, 10/30
28	T. Tagovailoa vs NYJ, 09/29	21	D. Achane vs NYJ, 09/29
28	T. Tagovailoa at CLV, 10/19	21	J. Waddle at NYJ, 12/07
28	T. Tagovailoa vs BAL, 10/30	20	O. Gordon II vs WAS, 11/16
25	T. Tagovailoa vs NYJ, 09/29	18	M. Washington vs NE, 09/14
		18	J. Wright vs BUF, 11/09
		18	D. Achane vs WAS, 11/16
		18	D. Achane vs TB, 12/28
		16	O. Gordon II at BUF, 09/18
		16	D. Achane vs LAC, 10/12
		16	D. Achane vs NO, 11/30
		15	D. Achane at IND, 09/07
		15	D. Achane vs LAC, 10/12
		15	D. Achane vs BAL, 10/30
		15	D. Achane vs BUF, 11/09
		15	D. Achane vs WAS, 11/16
		15	D. Achane at PIT, 12/15
		15	D. Achane vs TB, 12/28

OPPONENTS BIG PLAYS

PASSING (25+ YARDS)		RUSHING (15+ YARDS)	
59	B. Mayfield vs TB, 12/28	56	R. Stevenson at NE, 01/04
55	D. Maye vs NE, 09/14	53	R. Dowdle at CAR, 10/05
42	J. Herbert vs LAC, 10/12	46t	Q. Judkins at CLV, 10/19
39	L. Jackson vs BAL, 10/30	44	M. Mariota vs WAS, 11/16
36	D. Jones at IND, 09/07	43t	J. Fields vs NYJ, 09/29
36	J. Burrow vs CIN, 12/21	43	R. Dowdle at CAR, 10/05
35	L. Jackson vs BAL, 10/30	38	K. Vidal vs LAC, 10/12
35t	J. Allen vs BUF, 11/09	38	K. Gainwell at PIT, 12/15
35	J. Burrow vs CIN, 12/21	38	K. Gainwell at PIT, 12/15
35	D. Maye at NE, 01/04	35	D. Henry vs BAL, 10/30
34	D. Maye at NE, 01/04	35t	R. Stevenson at NE, 01/04
33	B. Mayfield vs TB, 12/28	27	K. Vidal vs LAC, 10/12
30	J. Allen at BUF, 09/18	26	J. Cook III at BUF, 09/18
29	B. Young at CAR, 10/05	25	R. Dowdle at CAR, 10/05
29	D. Maye at NE, 01/04	23	B. Hall vs NYJ, 09/29
28	J. Fields vs NYJ, 09/29	21	R. Stevenson vs NE, 09/14
28	M. Mariota vs WAS, 11/16	20	R. Stevenson at NE, 01/04
28t	A. Rodgers at PIT, 12/15	19	J. Allen at BUF, 09/18
28	B. Mayfield vs TB, 12/28	19	J. Fields vs NYJ, 09/29
27t	D. Jones at IND, 09/07	19	K. Vidal vs LAC, 10/12
27	J. Fields vs NYJ, 09/29	19	D. Henry vs BAL, 10/30
27	J. Burrow vs CIN, 12/21	19	I. Davis at NYJ, 12/07
26t	J. Allen vs BUF, 11/09	17	B. Hall vs NYJ, 09/29
25	K. Cousins at ATL, 10/26	17	Q. Judkins at CLV, 10/19
25	M. Mariota vs WAS, 11/16	17	C. Rodriguez Jr. vs WAS, 11/16
		16	J. Cook III at BUF, 09/18
		16	R. Dowdle at CAR, 10/05
		15	J. Taylor at IND, 09/07
		15	A. Dulin at IND, 09/07
		15	A. Gibson vs NE, 09/14
		15	B. Allen vs NYJ, 09/29
		15	J. Allen vs BUF, 11/09

2025 BIG GAMES

DOLPHINS BIG GAMES

100-YARD PASS RECEIVERS

DATE	OPPONENT	PLAYER	REC.	YDS.	AVG.	LG	TD
9/14	vs. Patriots	Tyreek Hill	6	109	18.2	47	0
10/5	at Panthers	Jaylen Waddle	6	110	18.3	46t	1

100-YARD RUSHERS

DATE	OPPONENT	PLAYER	ATT.	YDS.	AVG.	LG	TD
10/12	vs. Chargers	De'Von Achane	16	128	8.0	49t	2
11/9	vs. Bills	De'Von Achane	22	174	7.9	59t	2
11/16	vs. Commanders	De'Von Achane	21	120	5.7	23	0
11/30	vs. Saints	De'Von Achane	22	134	6.1	29t	1
12/7	at Jets	Jaylen Wright	24	107	4.5	12	1

300-YARD PASSERS

DATE	OPPONENT	PLAYER	ATT.	YDS.	COMP.	LG	TD
9/14	vs. Patriots	Tua Tagovailoa	32	315	26	47	2

OPPONENTS BIG GAMES

100-YARD PASS RECEIVERS

DATE	OPPONENT	PLAYER	REC.	YDS.	AVG.	LG	TD
10/12	vs. Chargers	Ladd McConkey	7	100	14.3	42	1
12/21	vs. Bengals	Ja'Marr Chase	9	109	12.1	36	0
12/28	vs. Buccaneers	Chris Godwin Jr.	7	108	15.4	59	1
12/28	vs. Buccaneers	Jalen McMillan	7	114	16.3	33	0

100-YARD RUSHERS

DATE	OPPONENT	PLAYER	ATT.	YDS.	AVG.	LG	TD
9/18	at Bills	James Cook III	19	108	5.7	26	1
10/5	at Panthers	Rico Dowdle	23	206	9.0	53	1
10/12	vs. Chargers	Kimani Vidal	18	124	6.9	38	0
10/30	vs. Ravens	Derrick Henry	19	119	6.3	35	0
1/4	at Patriots	Rhamondre Stevenson	7	131	18.7	56	2

300-YARD PASSERS

DATE	OPPONENT	PLAYER	ATT.	YDS.	COMP.	LG	TD
11/9	vs. Bills	Josh Allen	40	306	28	35t	2
12/21	vs. Bengals	Joe Burrow	32	309	25	36	4
12/28	vs. Buccaneers	Baker Mayfield	44	346	33	59	2

2025 GAME-BY-GAME STARTERS & INACTIVES

GAME-BY-GAME STARTERS (OFFENSE)

GAME	WR	LT	LG	C	RG	RT	TE	WR/TE	QB	RB	FB/WR/RB/TE
at Ind.	Waddle	Paul	Savaiinaea	Brewer	Daniels	Jackson	J. Hill	T. Hill	Tagovailoa	Achane	Ingold
NE	Waddle	Paul	Savaiinaea	Brewer	Smith	Borom	J. Hill	T. Hill	Tagovailoa	Achane	Ingold
at Buf.	Waddle	Paul	Savaiinaea	Brewer	Smith	Borom	J. Hill	T. Hill	Tagovailoa	Achane	M. Washington
NYJ	Waddle	Paul	Savaiinaea	Brewer	Strange	Borom	J. Hill	T. Hill	Tagovailoa	Achane	M. Washington
at Car.	Waddle	Paul	Savaiinaea	Brewer	Strange	Borom	J. Hill	M. Washington	Tagovailoa	Achane	Ingold
LAC	Waddle	Paul	Savaiinaea	Brewer	Strange	Borom	J. Hill	Westbrook-Ikhine	Tagovailoa	Achane	Ingold
at Cle.	Waddle	Paul	Savaiinaea	Brewer	Strange	Borom	J. Hill	Waller	Tagovailoa	Achane	Ingold
at Atl.	Waddle	Paul	Savaiinaea	Brewer	Strange	Borom	Brunskill	Westbrook-Ikhine	Tagovailoa	Achane	Ingold
BAL	Waddle	Paul	Savaiinaea	Brewer	Strange	Borom	Brunskill	T. Washington	Tagovailoa	Achane	Gordon II
BUF	Waddle	Paul	Savaiinaea	Brewer	Strange	Borom	Brunskill	Westbrook-Ikhine	Tagovailoa	Achane	Ingold
WAS	Waddle	Paul	Savaiinaea	Brewer	Strange	Borom	J. Hill	Brunskill	Tagovailoa	Achane	Dulcich
NO	Waddle	Paul	Savaiinaea	Brewer	Strange	Jackson	Waller	C. Wilson Jr.	Tagovailoa	Achane	Ingold
at NYJ	Waddle	Paul	Savaiinaea	Brewer	Strange	Jackson	J. Hill	C. Wilson Jr.	Tagovailoa	Achane	Ingold
at Pit.	Waddle	Paul	Savaiinaea	Brewer	Strange	Jackson	J. Hill	Brunskill	Tagovailoa	Achane	M. Washington
CIN	Waddle	Paul	Savaiinaea	Brewer	Strange	Jackson	Waller	C. Wilson Jr.	Ewers	Achane	Dulcich
TB	Waddle	Paul	Savaiinaea	Meyer	Strange	Jackson	Dulcich	C. Wilson Jr.	Ewers	Achane	M. Washington
at NE	C. Wilson Jr.	Paul	Savaiinaea	Brewer	Strange	Borom	J. Hill	M. Washington	Ewers	Wright	Ingold

GAME-BY-GAME STARTERS (DEFENSE)

GAME	DT	DT	DT/LB/S	LB	LB	LB	LB	CB	CB/DT	S	S
at Ind.	B. Jones	Sieler	Grant	Ja. Phillips	Chubb	Dodson	Brooks	J. Jones	Duck	Melifonwu	Fitzpatrick
NE	Jo. Phillips	Sieler	Grant	Ja. Phillips	Chubb	Dodson	Brooks	J. Jones	Douglas	Melifonwu	Fitzpatrick
at Buf.	Jo. Phillips	Sieler	Trader Jr.	Ja. Phillips	Chubb	Dodson	Brooks	J. Jones	Douglas	Davis	Fitzpatrick
NYJ	Jo. Phillips	Sieler	Grant	Ja. Phillips	Chubb	Dodson	Brooks	J. Jones	Butler	Davis	Fitzpatrick
at Car.	Jo. Phillips	Sieler	Gay Jr.	Ja. Phillips	Chubb	Dodson	Brooks	J. Jones	Douglas	Davis	Fitzpatrick
LAC	Jo. Phillips	Sieler	Trader Jr.	Ja. Phillips	Chubb	Britt	Brooks	J. Jones	Douglas	Davis	Fitzpatrick
at Cle.	Jo. Phillips	Sieler	B. Jones	Ja. Phillips	Chubb	Dodson	Brooks	J. Jones	Douglas	Davis	Fitzpatrick
at Atl.	Jo. Phillips	Sieler	B. Jones	Ja. Phillips	Chubb	Dodson	Brooks	J. Jones	Douglas	Melifonwu	Fitzpatrick
BAL	Jo. Phillips	Sieler	B. Jones	Ja. Phillips	Chubb	Dodson	Brooks	J. Jones	Douglas	Melifonwu	Fitzpatrick
BUF	Jo. Phillips	Sieler	B. Jones	Gay Jr.	Chubb	Dodson	Brooks	J. Jones	Brents	Trader Jr.	Fitzpatrick
WAS	Jo. Phillips	Sieler	B. Jones	Judon	Chubb	Dodson	Brooks	J. Jones	Brents	Davis	Fitzpatrick
NO	Jo. Phillips	Sieler	Melifonwu	Robinson	Chubb	Dodson	Brooks	J. Jones	Douglas	Davis	Fitzpatrick
at NYJ	Jo. Phillips	Sieler	B. Jones	Judon	Chubb	Dodson	Brooks	J. Jones	Douglas	Davis	Fitzpatrick
at Pit.	Jo. Phillips	Sieler	B. Jones	Judon	Chubb	Dodson	Brooks	J. Jones	Douglas	Davis	Fitzpatrick
CIN	Jo. Phillips	Sieler	Melifonwu	Robinson	Chubb	Dodson	Brooks	J. Jones	Douglas	Davis	Marshall Jr.
TB	Jo. Phillips	Sieler	Grant	Robinson	Chubb	Dodson	Brooks	J. Jones	Douglas	Davis	Melifonwu
at NE	Jo. Phillips	Sieler	Grant	Goode	Chubb	Dodson	Brooks	J. Jones	Douglas	Davis	Melifonwu

GAME-BY-GAME INACTIVES

at Ind.	Biggers	Bonner	Ewers*	Lamm	Waller	T. Washington	Wright
NE	Bonner	Duck	Ewers*	B. Jones	Waller	T. Washington	Wright
at Buf.	Biggers	Brents	Duck	Ewers*	Melifonwu	Waller	T. Washington
NYJ	Biggers	Bonner	Duck	Ewers*	T. Washington		
at Car.	Biggers	Duck	Ewers*	C. Wilson Jr.	Wright		
LAC	Biggers	Campbell	Dodson	Duck	Ewers*	C. Wilson Jr.	Wright
at Cle.	Biggers	Campbell	Duck	Judon	T. Washington	C. Wilson Jr.	Z. Wilson*
at Atl.	Biggers	Brents	Campbell	Colbert	Ewers*	J. Hill	T. Washington
BAL	Biggers	Brents	Colbert	Davis	Ewers*	J. Hill	Wright
BUF	Carter II	Davis	Douglas	Eskridge	Ewers*	J. Hill	Robinson
WAS	Butler	Carter II	Douglas	Eskridge	Ewers*		
NO	Butler	Carter II	Ewers*	Green III	T. Washington		
at NYJ	Butler	Carter II	Ewers*	Green III	Lamm	T. Washington	
at Pit.	Borom	Butler	Campbell	Ewers*	Green III	T. Washington	
CIN	Butler	Fitzpatrick	Johnson	Lamm	Tagovailoa*	T. Washington	Westbrook-Ikhine
TB	Brewer	Fitzpatrick	Lamm	McLendon	Tagovailoa*	Westbrook-Ikhine	
at NE	Achane	Fitzpatrick	Jackson	Miller	Robinson	Tagovailoa*	Waddle

** Emergency Third Quarterback*

2025 GAME-BY-GAME STATISTICS

GAME-BY-GAME OFFENSE

	9/7 @ IND	9/14 vs. NE	9/18 @ BUF	9/29 vs. NYJ	10/5 @ CAR	10/12 vs. LAC	10/19 @ CLE	10/26 @ ATL	10/30 vs. BAL	11/9 vs. BUF	11/16 vs. WAS	11/30 vs. NO	12/7 @ NYJ	12/15 @ PIT	12/21 vs. CIN	12/28 vs. TB	1/4 @ NE	Totals
FIRST DOWNS																		
Total	12	16	19	19	15	19	12	24	17	19	19	16	23	16	19	13	13	**291**
Rushing	3	1	8	5	2	7	3	11	4	9	11	8	14	1	5	7	5	**104**
Passing	9	15	11	12	13	10	7	10	12	9	8	8	8	15	14	6	7	**174**
Penalty	0	0	0	2	0	2	2	3	1	1	0	0	1	0	0	0	1	**13**
THIRD DOWNS																		
Attempts	10	10	15	12	13	11	13	13	12	9	9	12	10	8	10	12	13	**192**
Converted	5	4	10	4	5	5	1	6	2	3	3	4	2	2	2	4	5	**67**
FOURTH DOWNS																		
Attempts	2	2	1	1	1	0	4	2	3	0	2	1	0	1	2	0	1	**23**
Converted	1	0	1	1	1	0	2	1	2	0	0	0	0	1	1	0	0	**11**
TOT. OFFENSE																		
Net Yards	211	358	276	300	248	341	219	338	332	370	311	298	358	285	389	298	180	**5,112**
Plays	46	52	59	56	53	56	57	65	62	53	54	59	63	48	58	54	54	**949**
Avg./Play	4.6	6.9	4.7	5.4	4.7	6.1	3.8	5.2	5.4	7.0	5.8	5.1	5.7	5.9	6.7	5.5	3.3	**5.4**
PENALTIES																		
Number	3	10	6	6	9	4	11	4	5	5	4	3	5	6	3	10	7	**101**
Yards	15	65	57	40	64	45	103	54	45	35	39	15	54	31	20	77	52	**811**
FUMBLES																		
Lost	1	0	0	0	0	0	1	0	2	0	0	0	0	0	1	0	1	**6**
SCORING																		
Points	8	27	21	27	24	27	6	34	6	30	16	21	34	15	21	20	10	**347**
OT	0	0	0	0	0	0	0	0	0	0	3	0	0	0	0	0	0	**3**
Time of Possession	21:17	26:15	28:13	30:48	28:46	25:41	28:15	37:58	28:17	28:37	29:51	30:08	36:07	26:27	28:28	27:54	29:11	**28:57**

GAME-BY-GAME DEFENSE

	09/07 @ IND	09/14 vs. NE	09/18 @ BUF	09/29 vs. NYJ	10/05 @ CAR	10/12 vs. LAC	10/19 @ CLE	10/26 @ ATL	10/30 vs. BAL	11/09 vs. BUF	11/16 vs. WAS	11/30 vs. NO	12/07 @ NYJ	12/15 @ PIT	12/21 vs. CIN	12/28 vs. TB	01/04 @ NE	Totals
FIRST DOWNS																		
Total	27	18	23	23	26	20	15	11	18	20	22	20	12	22	23	21	22	**343**
Rushing	11	8	8	9	8	7	5	3	7	4	9	6	3	8	6	5	12	**119**
Passing	14	9	12	12	12	12	6	7	11	12	10	12	8	11	16	14	8	**186**
Penalty	2	1	3	2	6	1	4	1	0	4	3	2	1	3	1	2	2	**38**
THIRD DOWNS																		
Converted	7	7	6	4	5	6	4	2	5	5	6	4	1	4	6	6	5	**83**
Attempts	15	12	11	9	11	15	11	11	13	15	13	12	12	13	12	13	10	**208**
FOURTH DOWNS	3	1	0	2	2	1	0	4	1	2	2	1	2	3	1	2	1	**28**
Attempts	3	1	0	1	2	1	0	2	1	1	1	0	1	3	1	2	0	**20**
Converted																		
TOT. OFFENSE																		
Net Yards	418	333	360	404	418	403	206	213	338	376	379	294	207	336	407	380	457	**5,929**
Plays	70	55	57	57	65	64	53	49	56	65	64	69	57	62	61	63	56	**1,023**
Avg./Play	6.0	6.1	6.3	7.1	6.4	6.3	3.9	4.3	6.0	5.8	5.9	4.3	3.6	5.4	6.7	6.0	8.2	**5.8**
PENALTIES																		
Number	4	12	3	13	8	7	5	8	5	6	6	6	6	4	2	5	4	**104**
Yards	45	75	35	101	46	45	37	76	56	67	31	45	50	25	10	45	52	**841**
FUMBLES																		
Lost	0	0	0	3	1	1	0	1	0	2	1	1	0	0	0	1	0	**11**
SCORING																		
Points	33	33	31	21	27	29	31	10	28	13	13	17	10	28	45	17	38	**424**
OT	0	0	0	0	0	0	0	0	0	0	0	0	0	0	0	0	0	**0**
Time of Possession	38:43	33:45	31:47	29:12	31:14	34:19	31:45	22:02	31:43	31:23	32:36	29:52	23:53	33:33	31:32	32:06	30:49	**31:11**

2025 GAME-BY-GAME RUSHING

		DE'VON ACHANE					JAYLEN WRIGHT					OLLIE GORDON II				
DATE	OPP.	NO.	YDS	AVG	LG	TD	NO.	YDS	AVG	LG	TD	NO.	YDS	AVG	LG	TD
9/7	@ Indianapolis	7	55	7.9	26	0	INACTIVE					2	4	2.0	3	0
9/14	vs. New England	11	30	2.7	9	0	INACTIVE					1	8	8.0	8	0
9/18	@ Buffalo	12	62	5.2	14	0	DID NOT PLAY					9	38	4.2	16	1
9/29	vs. N.Y. Jets	20	99	5.0	21	1	DID NOT PLAY					6	10	1.7	7	0
10/5	@ Carolina	10	16	1.6	6	0	INACTIVE					3	-2	-0.7	3	0
10/12	vs. L.A. Chargers	16	128	8.0	49t	2	INACTIVE					2	1	0.5	3	0
10/19	@ Cleveland	13	82	6.3	46	0	0	0	0.0	--	0	5	11	2.2	8	0
10/26	@ Atlanta	18	67	3.7	12	0	9	28	3.1	7	0	10	46	4.6	13	0
10/30	vs. Baltimore	14	67	4.8	22	0	INACTIVE					2	6	3.0	3	0
11/9	vs. Buffalo	22	174	7.9	59t	2	5	17	3.4	18	0	1	-3	-3.0	-3	0
11/16	vs. Washington	21	120	5.7	23	0	1	4	4.0	4	0	9	45	5.0	20	1
11/30	vs. New Orleans	22	134	6.1	29t	1	3	16	5.3	8	0	3	10	3.3	9	0
12/7	@ N.Y. Jets	7	92	13.1	39	1	24	107	4.5	12	1	5	17	3.4	12	1
12/15	@ Pittsburgh	12	60	5.0	15	0	1	2	2.0	2	0	2	0	0.0	4	0
12/21	vs. Cincinnati	15	81	5.4	48t	1	9	35	3.9	10	1	1	-1	-1.0	-1	0
12/28	vs. Tampa Bay	18	83	4.6	18	0	5	56	11.2	32	0	0	0	0.0	--	0
1/4	@ New England	INACTIVE					13	23	1.8	7	0	9	9	1.0	9	0
TOTALS		238	1,350	5.7	59t	8	70	288	4.1	32	2	70	199	2.8	20	3

		MALIK WASHINGTON					TUA TAGOVAILOA					JAYLEN WADDLE				
DATE	OPP.	NO.	YDS	AVG	LG	TD	NO.	YDS	AVG	LG	TD	NO.	YDS	AVG	LG	TD
9/7	@ Indianapolis	1	9	9.0	9	0	1	7	7.0	7	0	0	0	0.0	--	0
9/14	vs. New England	3	23	7.7	18	0	0	0	0.0	--	0	0	0	0.0	--	0
9/18	@ Buffalo	2	20	10.0	14	0	2	10	5.0	8	0	0	0	0.0	--	0
9/29	vs. N.Y. Jets	2	8	4.0	8	0	3	6	2.0	5	0	0	0	0.0	--	0
10/5	@ Carolina	0	0	0.0	--	0	1	5	5.0	5	0	0	0	0.0	--	0
10/12	vs. L.A. Chargers	1	1	1.0	1	0	1	4	4.0	4	0	0	0	0.0	--	0
10/19	@ Cleveland	0	0	0.0	--	0	3	6	2.0	6	0	0	0	0.0	--	0
10/26	@ Atlanta	0	0	0.0	--	0	0	0	0.0	--	0	0	0	0.0	--	0
10/30	vs. Baltimore	3	13	4.3	7	0	1	1	1.0	1	0	0	0	0.0	--	0
11/9	vs. Buffalo	1	4	4.0	4	0	2	-1	-0.5	--	0	0	0	0.0	--	0
11/16	vs. Washington	0	0	0.0	--	0	0	0	0.0	--	0	0	0	0.0	--	0
11/30	vs. New Orleans	0	0	0.0	--	0	4	4	1.0	3	0	0	0	0.0	--	0
12/7	@ N.Y. Jets	0	0	0.0	--	0	1	0	0.0	--	0	1	21	21.0	21	0
12/15	@ Pittsburgh	0	0	0.0	--	0	1	1	1.0	1	0	0	0	0.0	--	0
12/21	vs. Cincinnati	1	9	9.0	9t	1	INACTIVE - QB3					0	0	0.0	--	0
12/28	vs. Tampa Bay	1	1	1.0	1	0	INACTIVE - QB3					1	7	7.0	7	0
1/4	@ New England	2	22	11.0	14	0	INACTIVE - QB3					INACTIVE				
TOTALS		17	110	6.5	18	1	20	43	2.2	8	0	2	28	14.0	21	0

		QUINN EWERS					ALEC INGOLD					DARREN WALLER				
DATE	OPP.	NO.	YDS	AVG	LG	TD	NO.	YDS	AVG	LG	TD	NO.	YDS	AVG	LG	TD
9/7	@ Indianapolis	INACTIVE - QB3					0	0	0.0	--	0	ON INACTIVE LIST				
9/14	vs. New England	INACTIVE - QB3					0	0	0.0	--	0	ON INACTIVE LIST				
9/18	@ Buffalo	INACTIVE - QB3					0	0	0.0	--	0	ON INACTIVE LIST				
9/29	vs. N.Y. Jets	INACTIVE - QB3					0	0	0.0	--	0	0	0	0.0	--	0
10/5	@ Carolina	INACTIVE - QB3					0	0	0.0	--	0	0	0	0.0	--	0
10/12	vs. L.A. Chargers	INACTIVE - QB3					1	3	3.0	3	0	0	0	0.0	--	0
10/19	@ Cleveland	1	0	0.0	--	0	0	0	0.0	--	0	0	0	0.0	--	0
10/26	@ Atlanta	INACTIVE - QB3					0	0	0.0	--	0	INJURED RESERVE				
10/30	vs. Baltimore	INACTIVE - QB3					0	0	0.0	--	0	INJURED RESERVE				
11/9	vs. Buffalo	INACTIVE - QB3					1	6	6.0	6	0	INJURED RESERVE				
11/16	vs. Washington	INACTIVE - QB3					0	0	0.0	--	0	INJURED RESERVE				
11/30	vs. New Orleans	INACTIVE - QB3					0	0	0.0	--	0	0	0	0.0	--	0
12/7	@ N.Y. Jets	INACTIVE - QB3					0	0	0.0	--	0	1	4	4.0	4	0
12/15	@ Pittsburgh	INACTIVE - QB3					0	0	0.0	--	0	0	0	0.0	--	0
12/21	vs. Cincinnati	2	5	2.5	5	0	0	0	0.0	--	0	0	0	0.0	--	0
12/28	vs. Tampa Bay	4	5	1.3	7	0	0	0	0.0	--	0	0	0	0.0	--	0
1/4	@ New England	1	9	9.0	9	0	0	0	0.0	--	0	INJURED RESERVE				
TOTALS		8	19	2.4	9	0	2	9	4.5	6	0	1	4	4.0	4	0

		ZACH WILSON					GREG DULCICH				
DATE	OPP.	NO.	YDS	AVG	LG	TD	NO.	YDS	AVG	LG	TD
9/7	@ Indianapolis	1	3	3.0	3	0	PRACTICE SQUAD				
9/14	vs. New England	DID NOT PLAY					PRACTICE SQUAD				
9/18	@ Buffalo	DID NOT PLAY					PRACTICE SQUAD				
9/29	vs. N.Y. Jets	DID NOT PLAY					PRACTICE SQUAD				
10/5	@ Carolina	DID NOT PLAY					PRACTICE SQUAD				
10/12	vs. L.A. Chargers	DID NOT PLAY					PRACTICE SQUAD				
10/19	@ Cleveland	INACTIVE - QB3					PRACTICE SQUAD				
10/26	@ Atlanta	0	0	0.0	--	0	0	0	0.0	--	0
10/30	vs. Baltimore	DID NOT PLAY					0	0	0.0	--	0
11/9	vs. Buffalo	DID NOT PLAY					0	0	0.0	--	0
11/16	vs. Washington	DID NOT PLAY					0	0	0.0	--	0
11/30	vs. New Orleans	DID NOT PLAY					0	0	0.0	--	0
12/7	@ N.Y. Jets	2	-2	-1.0	-1	0	0	0	0.0	--	0
12/15	@ Pittsburgh	DID NOT PLAY					0	0	0.0	--	0
12/21	vs. Cincinnati	DID NOT PLAY					0	0	0.0	--	0
12/28	vs. Tampa Bay	DID NOT PLAY					1	-7	-7.0	-7	0
1/4	@ New England	0	0	0.0	--	0	0	0	0.0	--	0
TOTALS		3	1	0.3	3	0	1	-7	-7.0	-7	0

2025 GAME-BY-GAME RECEIVING

		JAYLEN WADDLE					DE'VON ACHANE					GREG DULCICH				
DATE	OPP.	NO.	YDS	AVG	LG	TD	NO.	YDS	AVG	LG	TD	NO.	YDS	AVG	LG	TD
09/07	@ Indianapolis	4	30	7.5	16	0	3	20	6.7	11t	1	PRACTICE SQUAD				
09/14	vs. New England	5	68	13.6	23	1	8	92	11.5	29t	1	PRACTICE SQUAD				
09/18	@ Buffalo	5	39	7.8	15	1	7	29	4.1	15	0	PRACTICE SQUAD				
09/29	vs. N.Y. Jets	3	48	16.0	25	0	1	2	2.0	2	0	PRACTICE SQUAD				
10/05	@ Carolina	6	110	18.3	46t	1	6	30	5.0	10t	1	PRACTICE SQUAD				
10/12	vs. L.A. Chargers	6	95	15.8	45	0	4	22	5.5	10	0	PRACTICE SQUAD				
10/19	@ Cleveland	1	15	15.0	15	0	3	16	5.3	16	0	PRACTICE SQUAD				
10/26	@ Atlanta	5	99	19.8	43t	1	5	24	4.8	10	1	0	0	0.0	--	0
10/30	vs. Baltimore	6	82	13.7	24	0	6	39	6.5	19	0	5	49	9.8	16	0
11/09	vs. Buffalo	5	84	16.8	38t	1	6	51	8.5	15	0	1	22	22.0	22	0
11/16	vs. Washington	3	52	17.3	31	0	5	45	9.0	22	0	2	18	9.0	14	0
11/30	vs. New Orleans	3	40	13.3	22	0	0	0	0.0	--	0	2	24	12.0	21	0
12/07	@ N.Y. Jets	5	50	10.0	24	1	1	13	13.0	13	0	3	41	13.7	23	0
12/15	@ Pittsburgh	2	26	13.0	16	0	6	67	11.2	24	0	2	46	23.0	29	0
12/21	vs. Cincinnati	5	72	14.4	21	0	3	9	3.0	5	0	3	46	15.3	29	0
12/28	vs. Tampa Bay	0	0	0.0	--	0	3	29	9.7	20	0	5	58	11.6	23	1
01/04	@ New England	INACTIVE					INACTIVE					3	31	10.3	20	0
TOTALS		64	910	14.2	46t	6	67	488	7.3	29t	4	26	335	12.9	29	1

		MALIK WASHINGTON					DARREN WALLER					TYREEK HILL				
DATE	OPP.	NO.	YDS	AVG	LG	TD	NO.	YDS	AVG	LG	TD	NO.	YDS	AVG	LG	TD
09/07	@ Indianapolis	2	20	10.0	11	0	ON INACTIVE LIST					4	40	10.0	21	0
09/14	vs. New England	1	2	2.0	2	0	ON INACTIVE LIST					6	109	18.2	47	0
09/18	@ Buffalo	3	12	4.0	5	0	ON INACTIVE LIST					5	49	9.8	19	1
09/29	vs. N.Y. Jets	2	13	6.5	9	0	3	27	9.0	14	2	6	67	11.2	28	0
10/05	@ Carolina	4	0	0.0	8	0	5	78	15.6	34	1	INJURED RESERVE				
10/12	vs. L.A. Chargers	4	22	5.5	9	0	2	12	6.0	7t	1	INJURED RESERVE				
10/19	@ Cleveland	5	30	6.0	14	0	0	0	0.0	--	0	INJURED RESERVE				
10/26	@ Atlanta	4	36	9.0	17	1	INJURED RESERVE					INJURED RESERVE				
10/30	vs. Baltimore	3	48	16.0	28	0	INJURED RESERVE					INJURED RESERVE				
11/09	vs. Buffalo	2	9	4.5	9t	1	INJURED RESERVE					INJURED RESERVE				
11/16	vs. Washington	3	42	14.0	18	0	INJURED RESERVE					INJURED RESERVE				
11/30	vs. New Orleans	4	30	7.5	19	0	2	47	23.5	34	0	INJURED RESERVE				
12/07	@ N.Y. Jets	3	10	3.3	9	0	1	13	13.0	13	0	INJURED RESERVE				
12/15	@ Pittsburgh	1	10	10.0	10	0	7	66	9.4	20	2	INJURED RESERVE				
12/21	vs. Cincinnati	1	23	23.0	23	0	3	40	13.3	22	0	INJURED RESERVE				
12/28	vs. Tampa Bay	1	4	4.0	4	0	1	0	0.0	--	0	INJURED RESERVE				
01/04	@ New England	3	6	2.0	5	1	INJURED RESERVE					INJURED RESERVE				
TOTALS		46	317	6.9	28	3	24	283	11.8	34	6	21	265	12.6	47	1

		JULIAN HILL					THEO WEASE JR.					TANNER CONNER				
DATE	OPP.	NO.	YDS	AVG	LG	TD	NO.	YDS	AVG	LG	TD	NO.	YDS	AVG	LG	TD
09/07	@ Indianapolis	0	0	0.0	--	0	PRACTICE SQUAD					2	20	10.0	14	0
09/14	vs. New England	0	0	0.0	--	0	PRACTICE SQUAD					0	0	0.0	--	0
09/18	@ Buffalo	1	4	4.0	4	0	PRACTICE SQUAD					1	13	13.0	13	0
09/29	vs. N.Y. Jets	1	19	19.0	19	0	PRACTICE SQUAD					0	0	0.0	--	0
10/05	@ Carolina	4	22	5.5	8	0	PRACTICE SQUAD					2	16	8.0	15	0
10/12	vs. L.A. Chargers	3	31	10.3	14	0	PRACTICE SQUAD					1	8	8.0	8	0
10/19	@ Cleveland	1	1	1.0	1	0	PRACTICE SQUAD					1	28	28.0	28	0
10/26	@ Atlanta	INACTIVE					PRACTICE SQUAD					2	6	3.0	5	0
10/30	vs. Baltimore	INACTIVE					PRACTICE SQUAD					0	0	0.0	--	0
11/09	vs. Buffalo	INACTIVE					PRACTICE SQUAD					PRACTICE SQUAD				
11/16	vs. Washington	1	14	14.0	14	0	PRACTICE SQUAD					PRACTICE SQUAD				
11/30	vs. New Orleans	0	0	0.0	--	0	PRACTICE SQUAD					PRACTICE SQUAD				
12/07	@ N.Y. Jets	0	0	0.0	--	0	PRACTICE SQUAD					PRACTICE SQUAD				
12/15	@ Pittsburgh	2	25	12.5	20	0	PRACTICE SQUAD					PRACTICE SQUAD				
12/21	vs. Cincinnati	0	0	0.0	--	0	2	32	16.0	18	0	Giants				
12/28	vs. Tampa Bay	1	16	16.0	16	0	1	63	63.0	63t	1	Giants				
01/04	@ New England	1	8	8.0	8	0	3	44	14.7	20	0	Giants				
TOTALS		15	140	9.3	20	0	6	139	23.2	63t	1	9	91	10.1	28	0

		NICK WESTBROOK-IKHINE					DEE ESKRIDGE					ALEC INGOLD				
DATE	OPP.	NO.	YDS	AVG	LG	TD	NO.	YDS	AVG	LG	TD	NO.	YDS	AVG	LG	TD
09/07	@ Indianapolis	1	7	7.0	7	0	1	9	9.0	9	0	1	1	1.0	1	0
09/14	vs. New England	2	18	9.0	11	0	1	8	8.0	8	0	2	13	6.5	9	0
09/18	@ Buffalo	0	0	0.0	--	0	0	0	0.0	--	0	0	0	0.0	--	0
09/29	vs. N.Y. Jets	1	1	1.0	1	0	0	0	0.0	--	0	0	0	0.0	--	0
10/05	@ Carolina	0	0	0.0	--	0	0	0	0.0	--	0	0	0	0.0	--	0
10/12	vs. L.A. Chargers	0	0	0.0	--	0	0	0	0.0	--	0	1	22	22.0	22	0
10/19	@ Cleveland	3	16	5.3	11	0	2	45	22.5	40	0	0	0	0.0	--	0
10/26	@ Atlanta	1	18	18.0	18	0	0	0	0.0	--	0	1	0	0.0	--	0
10/30	vs. Baltimore	2	22	11.0	17	0	0	0	0.0	--	0	0	0	0.0	--	0
11/09	vs. Buffalo	1	7	7.0	7	0	INACTIVE					0	0	0.0	--	0
11/16	vs. Washington	0	0	0.0	--	0	INACTIVE					0	0	0.0	--	0
11/30	vs. New Orleans	0	0	0.0	--	0	0	0	0.0	--	0	0	0	0.0	--	0
12/07	@ N.Y. Jets	0	0	0.0	--	0	0	0	0.0	--	0	0	0	0.0	--	0
12/15	@ Pittsburgh	0	0	0.0	--	0	0	0	0.0	--	0	1	4	4.0	4	0
12/21	vs. Cincinnati	INACTIVE					0	0	0.0	--	0	1	9	9.0	9	0
12/28	vs. Tampa Bay	INACTIVE					INJURED RESERVE					0	0	0.0	--	0
01/04	@ New England	0	0	0.0	--	0	INJURED RESERVE					1	3	3.0	3	0
TOTALS		11	89	8.1	18	0	4	62	15.5	40	0	8	52	6.5	22	0

2025 GAME-BY-GAME RECEIVING

		CEDRICK WILSON JR.					JAYLEN WRIGHT					TAHJ WASHINGTON				
DATE	OPP.	NO.	YDS	AVG	LG	TD	NO.	YDS	AVG	LG	TD	NO.	YDS	AVG	LG	TD
09/07	@ Indianapolis	*Saints*					*INACTIVE*					*INACTIVE*				
09/14	vs. New England	*Saints*					*INACTIVE*					*INACTIVE*				
09/18	@ Buffalo	*Saints*					*DID NOT PLAY*					*INACTIVE*				
09/29	vs. N.Y. Jets	*Saints*					*DID NOT PLAY*					*INACTIVE*				
10/05	@ Carolina	*INACTIVE*					*INACTIVE*					0	0	0.0	--	0
10/12	vs. L.A. Chargers	*INACTIVE*					*INACTIVE*					*DID NOT PLAY*				
10/19	@ Cleveland	*INACTIVE*					0	0	0.0	--	0	*INACTIVE*				
10/26	@ Atlanta	1	2	2.0	2	0	1	0	0.0	--	0	*INACTIVE*				
10/30	vs. Baltimore	1	7	7.0	7	0	*INACTIVE*					1	11	11.0	11	0
11/09	vs. Buffalo	0	0	0.0	--	0	0	0	0.0	--	0	0	0	0.0	--	0
11/16	vs. Washington	0	0	0.0	--	0	0	0	0.0	--	0	0	0	0.0	--	0
11/30	vs. New Orleans	1	16	16.0	16	0	0	0	0.0	--	0	*INACTIVE*				
12/07	@ N.Y. Jets	0	0	0.0	--	0	0	0	0.0	--	0	*INACTIVE*				
12/15	@ Pittsburgh	0	0	0.0	--	0	1	9	9.0	9	0	*INACTIVE*				
12/21	vs. Cincinnati	1	11	11.0	11	0	1	18	18.0	18	0	*INACTIVE*				
12/28	vs. Tampa Bay	1	8	8.0	8	0	0	0	0.0	--	0	0	0	0.0	--	0
01/04	@ New England	0	0	0.0	--	0	2	17	8.5	13	0	2	26	13.0	19	0
TOTALS		5	44	8.8	16	0	5	44	8.8	18	0	3	37	12.3	19	0

		OLLIE GORDON II					QUINN EWERS				
DATE	OPP.	NO.	YDS	AVG	LG	TD	NO.	YDS	AVG	LG	TD
09/07	@ Indianapolis	1	-1	-1.0	-1	0	*INACTIVE - QB3*				
09/14	vs. New England	1	5	5.0	5	0	*INACTIVE - QB3*				
09/18	@ Buffalo	0	0	0.0	--	0	*INACTIVE - QB3*				
09/29	vs. N.Y. Jets	0	0	0.0	--	0	*INACTIVE - QB3*				
10/05	@ Carolina	0	0	0.0	--	0	*INACTIVE - QB3*				
10/12	vs. L.A. Chargers	1	1	1.0	1	0	*INACTIVE - QB3*				
10/19	@ Cleveland	1	2	2.0	2	0	0	0	0.0	--	0
10/26	@ Atlanta	1	20	20.0	20t	1	*INACTIVE - QB3*				
10/30	vs. Baltimore	1	3	3.0	3	0	*INACTIVE - QB3*				
11/09	vs. Buffalo	0	0	0.0	--	0	*INACTIVE - QB3*				
11/16	vs. Washington	0	0	0.0	--	0	*INACTIVE - QB3*				
11/30	vs. New Orleans	0	0	0.0	--	0	*INACTIVE - QB3*				
12/07	@ N.Y. Jets	0	0	0.0	--	0	*INACTIVE - QB3*				
12/15	@ Pittsburgh	0	0	0.0	--	0	*INACTIVE - QB3*				
12/21	vs. Cincinnati	0	0	0.0	--	0	0	0	0.0	--	0
12/28	vs. Tampa Bay	0	0	0.0	--	0	1	-6	-6.0	-6	0
01/04	@ New England	1	2	2.0	2	0	0	0	0.0	--	0
TOTALS		7	32	4.6	20t	1	1	-6	-6.0	-6	0

2025 GAME-BY-GAME PASSING

PASSING: TUA TAGOVAILOA

DATE	OPP.	ATT	CMP	YDS	CMP%	Y/A	Y/C	TD	TD%	INT	INT%	LG	SK/YD	RATE
09/07	@ Indianapolis	23	14	114	60.9%	5.0	8.1	1	4.3%	2	8.7%	21	3/13	51.7
09/14	vs. New England	32	26	315	81.3%	9.8	12.1	2	6.3%	1	3.1%	47	5/18	115.5
09/18	@ Buffalo	34	22	146	64.7%	4.3	6.6	2	5.9%	1	2.9%	19	0/0	81.2
09/29	vs. N.Y. Jets	25	17	177	68.0%	7.1	10.4	2	8.0%	0	0.0%	28	0/0	114.9
10/05	@ Carolina	36	27	256	75.0%	7.1	9.5	3	8.3%	0	0.0%	46t	3/27	122.0
10/12	vs. L.A. Chargers	32	21	205	65.6%	6.4	9.8	1	3.1%	3	9.4%	45	2/9	54.8
10/19	@ Cleveland	23	12	100	52.2%	4.3	8.3	0	0.0%	3	13.0%	28	2/13	24.1
10/26	@ Atlanta	26	20	205	76.9%	7.9	10.3	4	15.4%	0	0.0%	43t	1/8	138.6
10/30	vs. Baltimore	40	25	261	62.5%	6.5	10.4	0	0.0%	1	2.5%	28	2/16	70.9
11/09	vs. Buffalo	21	15	173	71.4%	8.2	11.5	2	9.5%	2	9.5%	38t	0/0	88.1
11/16	vs. Washington	20	14	171	70.0%	8.6	12.2	0	0.0%	0	0.0%	31	3/29	96.0
11/30	vs. New Orleans	23	12	157	52.2%	6.8	13.1	0	0.0%	1	4.3%	34	4/23	55.9
12/07	@ N.Y. Jets	21	13	127	61.9%	6.0	9.8	1	4.8%	0	0.0%	24	1/8	94.7
12/15	@ Pittsburgh	28	22	253	78.6%	9.0	11.5	2	7.1%	1	3.6%	29	4/31	113.2
12/21	vs. Cincinnati						*INACTIVE - QB3*							
12/28	vs. Tampa Bay						*INACTIVE - QB3*							
01/04	@ New England						*INACTIVE - QB3*							
TOTALS		**384**	**260**	**2,660**	**67.7%**	**6.9**	**10.2**	**20**	**5.2%**	**15**	**3.9%**	**47**	**30/195**	**88.5**

PASSING: QUINN EWERS

DATE	OPP.	ATT	CMP	YDS	CMP%	Y/A	Y/C	TD	TD%	INT	INT%	LG	SK/YD	RATE
09/07	@ Indianapolis						*INACTIVE - QB3*							
09/14	vs. New England						*INACTIVE - QB3*							
09/18	@ Buffalo						*INACTIVE - QB3*							
09/29	vs. N.Y. Jets						*INACTIVE - QB3*							
10/05	@ Carolina						*INACTIVE - QB3*							
10/12	vs. L.A. Chargers						*INACTIVE - QB3*							
10/19	@ Cleveland	8	5	53	62.5%	6.6	10.6	0	0.0%	0	0.0%	40	2/20	81.8
10/26	@ Atlanta						*INACTIVE - QB3*							
10/30	vs. Baltimore						*INACTIVE - QB3*							
11/09	vs. Buffalo						*INACTIVE - QB3*							
11/16	vs. Washington						*INACTIVE - QB3*							
11/30	vs. New Orleans						*INACTIVE - QB3*							
12/07	@ N.Y. Jets						*INACTIVE - QB3*							
12/15	@ Pittsburgh						*INACTIVE - QB3*							
12/21	vs. Cincinnati	30	20	260	66.7%	8.7	13.0	0	0.0%	2	6.7%	29	0/0	66.0
12/28	vs. Tampa Bay	22	14	172	63.6%	7.8	12.3	2	9.1%	0	0.0%	63t	2/19	118.0
01/04	@ New England	23	16	137	69.6%	6.0	8.6	1	4.3%	1	4.3%	20	4/20	81.2
TOTALS		**83**	**55**	**622**	**66.3%**	**7.5**	**11.3**	**3**	**3.6%**	**3**	**3.6%**	**63t**	**8/59**	**85.5**

PASSING: ZACH WILSON

DATE	OPP.	ATT	CMP	YDS	CMP%	Y/A	Y/C	TD	TD%	INT	INT%	LG	SK/YD	RATE
09/07	@ Indianapolis	8	5	32	62.5%	4.0	6.4	0	0.0%	0	0.0%	11	0/0	70.8
09/14	vs. New England						*DID NOT PLAY*							
09/18	@ Buffalo						*DID NOT PLAY*							
09/29	vs. N.Y. Jets						*DID NOT PLAY*							
10/05	@ Carolina						*DID NOT PLAY*							
10/12	vs. L.A. Chargers						*DID NOT PLAY*							
10/19	@ Cleveland						*INACTIVE - QB3*							
10/26	@ Atlanta	1	1	0	100.0%	0.0	0.0	0	0.0%	0	0.0%	0	0/0	79.2
10/30	vs. Baltimore						*DID NOT PLAY*							
11/09	vs. Buffalo						*DID NOT PLAY*							
11/16	vs. Washington						*DID NOT PLAY*							
11/30	vs. New Orleans						*DID NOT PLAY*							
12/07	@ N.Y. Jets	0	0	0	0.0%	0.0	0.0	0	0.0%	0	0.0%	0	0/0	0.0
12/15	@ Pittsburgh						*DID NOT PLAY*							
12/21	vs. Cincinnati						*DID NOT PLAY*							
12/28	vs. Tampa Bay						*DID NOT PLAY*							
01/04	@ New England	2	0	0	0.0%	0.0	0.0	0	0.0%	0	0.0%	0	0/0	39.6
TOTALS		**11**	**6**	**32**	**54.5%**	**2.9**	**5.3**	**0**	**0.0%**	**0**	**0.0%**	**11**	**0/0**	**60.0**

2025 GAME-BY-GAME PASSING

PASSING: JAYLEN WADDLE

DATE	OPP.	ATT	CMP	YDS	CMP%	Y/A	Y/C	TD	TD%	INT	INT%	LG	SK/YD	RATE
09/07	@ Indianapolis	0	0	0	0.0%	0.0	0.0	0	0.0%	0	0.0%	0	0/0	0.0
09/14	vs. New England	0	0	0	0.0%	0.0	0.0	0	0.0%	0	0.0%	0	0/0	0.0
09/18	@ Buffalo	0	0	0	0.0%	0.0	0.0	0	0.0%	0	0.0%	0	0/0	0.0
09/29	vs. N.Y. Jets	0	0	0	0.0%	0.0	0.0	0	0.0%	0	0.0%	0	0/0	0.0
10/05	@ Carolina	0	0	0	0.0%	0.0	0.0	0	0.0%	0	0.0%	0	0/0	0.0
10/12	vs. L.A. Chargers	1	1	8	100.0%	8.0	8.0	0	0.0%	0	0.0%	8	0/0	100.0
10/19	@ Cleveland	0	0	0	0.0%	0.0	0.0	0	0.0%	0	0.0%	0	0/0	0.0
10/26	@ Atlanta	0	0	0	0.0%	0.0	0.0	0	0.0%	0	0.0%	0	0/0	0.0
10/30	vs. Baltimore	0	0	0	0.0%	0.0	0.0	0	0.0%	0	0.0%	0	0/0	0.0
11/09	vs. Buffalo	0	0	0	0.0%	0.0	0.0	0	0.0%	0	0.0%	0	0/0	0.0
11/16	vs. Washington	0	0	0	0.0%	0.0	0.0	0	0.0%	0	0.0%	0	0/0	0.0
11/30	vs. New Orleans	0	0	0	0.0%	0.0	0.0	0	0.0%	0	0.0%	0	0/0	0.0
12/07	@ N.Y. Jets	0	0	0	0.0%	0.0	0.0	0	0.0%	0	0.0%	0	0/0	0.0
12/15	@ Pittsburgh	0	0	0	0.0%	0.0	0.0	0	0.0%	0	0.0%	0	0/0	0.0
12/21	vs. Cincinnati	0	0	0	0.0%	0.0	0.0	0	0.0%	0	0.0%	0	0/0	0.0
12/28	vs. Tampa Bay	0	0	0	0.0%	0.0	0.0	0	0.0%	0	0.0%	0	0/0	0.0
01/04	@ New England							*INACTIVE*						
TOTALS		1	1	8	100.0%	8.0	8.0	0	0.0%	0	0.0%	8	0/0	100.0

PASSING: CAM MILLER

DATE	OPP.	ATT	CMP	YDS	CMP%	Y/A	Y/C	TD	TD%	INT	INT%	LG	SK/YD	RATE
09/07	@ Indianapolis							*Raiders*						
09/14	vs. New England							*Raiders*						
09/18	@ Buffalo							*Raiders*						
09/29	vs. N.Y. Jets							*Raiders*						
10/05	@ Carolina							*Raiders*						
10/12	vs. L.A. Chargers							*Raiders*						
10/19	@ Cleveland							*Raiders*						
10/26	@ Atlanta							*Raiders*						
10/30	vs. Baltimore							*Raiders*						
11/09	vs. Buffalo							*Raiders*						
11/16	vs. Washington							*Raiders*						
11/30	vs. New Orleans							*Raiders*						
12/07	@ N.Y. Jets							*Raiders*						
12/15	@ Pittsburgh							*Raiders*						
12/21	vs. Cincinnati							*Raiders*						
12/28	vs. Tampa Bay							*Raiders*						
01/04	@ New England							*INACTIVE*						
TOTALS		0	0	0	0.0%	0.0	0.0	0	0.0%	0	0.0%	–	0/0	0.0

2025 PLAYER PARTICIPATION

NAME	IND	NE	BUF	NYJ	CAR	LAC	CLE	ATL	BAL	BUF	WAS	NO	NYJ	PIT	CIN	TB	NE	GP	GS	DNP	INA
Achane, De'Von	RB	RB	RB	RB	RB	RB	RB	RB	RB	RB	RB	RB	RB	RB	RB	RB	INA	16	16	0	1
Armstrong, Cornell	PS	DNP	X	X	X	NOR	NOR	NOR	NOR	NOR	NOR	NOR	NOR	NOR	NOR	NOR	NOR	3	0	1	0
Bailey, Jake	X	X	X	X	X	X	X	X	X	X	X	X	X	X	X	X	X	17	0	0	0
Bell, Quinton	PS	PS	PS	PS	PS	X	X	PS	PS	X	PS	PS	PS	X	X	X	X	7	0	0	0
Biggers, Zeek	INA	X	INA	INA	INA	INA	INA	INA	INA	X	X	X	X	X	X	X	X	9	0	0	8
Bonner, Ethan	INA	INA	X	INA	X	X	X	X	X	X	X	X	X	X	X	X	X	14	0	0	3
Borom, Larry	X	RT	RT	RT	RT	RT	RT	RT	RT	RT	RT	X	X	INA	X	X	RT	16	11	0	1
Brents, JuJu	DNP	X	INA	X	X	X	X	INA	INA	CB	CB	IR	IR	IR	IR	IR	IR	7	2	1	3
Brewer, Aaron	C	C	C	C	C	C	C	C	C	C	C	C	C	C	C	INA	C	16	16	0	1
Britt, K.J.	X	X	X	X	X	LB	X	X	X	X	X	X	X	X	X	X	X	17	1	0	0
Brooks, Jordyn	LB	LB	LB	LB	LB	LB	LB	LB	LB	LB	LB	LB	LB	LB	LB	LB	LB	17	17	0	0
Brunskill, Daniel	DNP	X	X	X	X	X	X	TE	TE	TE	TE	X	X	TE	X	X	X	16	5	1	0
Burns, Artie	IR	IR	IR	IR	IR	IR	IR	IR	IR	IR	IR	IR	IR	IR	IR	IR	IR	0	0	0	0
Butler, Matthew	X	X	X	DT	X	X	X	X	X	X	INA	INA	INA	INA	INA	X	X	12	1	0	5
Cajuste, Yodny	IR	IR	IR	IR	IR	IR	IR	IR	IR	IR	IR	IR	IR	IR	IR	IR	IR	0	0	0	0
Campbell, Elijah	X	X	X	X	X	INA	INA	INA	X	X	X	X	X	INA	IR	IR	IR	10	0	0	4
Cardona, Joe	X	X	X	X	X	X	X	X	X	X	X	X	X	X	X	X	X	17	0	0	0
Carter II, Andre	^	^	^	^	^	^	^	^	^	INA	INA	INA	INA	NOR	PS	PS	PS	0	0	0	4
Chubb, Bradley	LB	LB	LB	LB	LB	LB	LB	LB	LB	LB	LB	LB	LB	LB	LB	LB	LB	17	17	0	0
Colbert, Jordan	PS	PS	X	PS	PS	X	X	INA	INA	X	X	IR	IR	IR	IR	IR	IR	5	0	0	2
Conner, Tanner	X	X	X	X	X	X	X	X	X	PS	PS	PS	PS	PS	^	^	^	9	0	0	0
Conyers, Jalin	IR	IR	IR	IR	IR	IR	IR	IR	IR	IR	IR	IR	IR	IR	IR	IR	IR	0	0	0	0
Daniels, Braeden	PS	PS	PS	PS	PS	PS	PS	PS	PS	PS	PS	PS	PS	NOR	NOR	NOR	NOR	0	0	0	0
Daniels, James	RG	IR	IR	IR	IR	IR	IR	IR	IR	IR	IR	IR	IR	IR	IR	IR	IR	1	1	0	0
Davis, Ashtyn	X	X	S	S	S	S	S	X	INA	INA	S	S	S	S	S	S	S	15	12	0	2
Dodson, Tyrel	LB	LB	LB	LB	LB	INA	LB	LB	LB	LB	LB	LB	LB	LB	LB	LB	LB	16	16	0	1
Douglas, Rasul	X	CB	CB	X	CB	CB	CB	CB	CB	INA	INA	CB	CB	CB	CB	CB	CB	15	13	0	2
Duck, Storm	CB	INA	INA	INA	INA	INA	INA	X	IR	IR	IR	IR	IR	IR	IR	IR	IR	2	1	0	6
Dulcich, Greg	PS	PS	PS	PS	PS	PS	PS	X	X	X	TE	X	X	X	TE	TE	X	10	4	0	0
Eichenberg, Liam	PUP	PUP	PUP	PUP	PUP	PUP	PUP	PUP	PUP	PUP	PUP	PUP	PUP	PUP	PUP	PUP	PUP	0	0	0	0
Edwards, Donovan	^	^	^	^	^	^	^	^	^	^	^	^	^	^	^	^	DNP	0	0	1	0
Eskridge, Dee	X	X	X	X	X	X	X	X	X	INA	INA	X	X	X	X	IR	IR	13	0	0	2
Ewers, Quinn	INA*	INA*	INA*	INA*	INA*	INA*	X	INA*	INA*	INA*	INA*	INA*	INA*	INA*	QB	QB	QB	4	3	0	13
Eze, Obinna	IR	IR	IR	IR	IR	IR	IR	IR	IR	IR	IR	IR	IR	IR	IR	IR	IR	0	0	0	0
Fitzpatrick, Minkah	S	S	S	S	S	S	S	S	S	S	S	S	S	S	INA	INA	INA	14	14	0	3
Gay Jr., Willie	X	X	X	X	LB	X	X	X	X	LB	X	X	X	X	X	X	X	17	2	0	0
Goode, Cameron	X	X	X	X	X	X	X	X	X	X	X	X	X	X	X	X	LB	17	1	0	0
Gordon II, Ollie	X	X	X	X	X	X	X	X	RB	X	X	X	X	X	X	X	X	17	1	0	0
Grant, Kenneth	DT	DT	X	DT	X	X	X	X	X	X	X	X	X	X	X	DT	DT	17	5	0	0
Green III, A.J.	^	^	^	^	^	^	^	^	^	^	^	INA	INA	INA	X	X	X	3	0	0	3
Hasty, JaMycal	PS	PS	PS	PS	PS	PS	PS	PS	PS	PS	PS	PS	PS	PS	PS	PS	PS	0	0	0	0
Henning, AJ	PS	PS	PS	PS	PS	PS	PS	PS	PS	PS	PS	PS	R/SUS	R/SUS	PS	PS	PS	0	0	0	0
Hill, Julian	TE	TE	TE	TE	TE	TE	TE	INA	INA	INA	TE	X	TE	TE	X	X	TE	14	11	0	3
Hill, Tyreek	WR	WR	WR	WR	IR	IR	IR	IR	IR	IR	IR	IR	IR	IR	IR	IR	IR	4	4	0	0
Huntley, Alex	PS	PS	PS	PS	PS	PS	PS	PS	PS	PS	PS	PS	PS	PS	PS	PS	PS	0	0	0	0
Ifedi, Germain	IR	IR	IR	IR	IR	IR	IR	IR	IR	IR	IR	IR	IR	IR	IR	IR	IR	0	0	0	0
Ingold, Alec	FB	FB	X	X	FB	FB	FB	FB	X	FB	X	FB	FB	X	X	X	FB	17	10	0	0
Jackson, Austin	RT	IR	IR	IR	IR	IR	IR	IR	IR	IR	IR	RT	RT	RT	RT	RT	INA	6	6	0	1
Johnson, Caleb	^	^	^	^	PS	PS	PS	PS	PS	PS	PS	X	X	IR	IR	IR	IR	2	0	0	0
Johnson, Isaiah	PS	PS	PS	PS	PS	X	PS	PS	X	X	PS	PS	PS	X	INA	IR	IR	4	0	0	1
Jones, Benito	DT	INA	X	X	X	X	DT	DT	DT	DT	DT	X	DT	DT	X	IR	IR	14	8	0	1
Jones, Jack	CB	CB	CB	CB	CB	CB	CB	CB	CB	CB	CB	CB	CB	CB	CB	CB	CB	17	17	0	0
Judon, Matthew	X	X	X	X	X	X	INA	X	X	X	LB	X	LB	LB	NOR	NOR	NOR	13	3	0	1
Kohou, Kader	IR	IR	IR	IR	IR	IR	IR	IR	IR	IR	IR	IR	IR	IR	IR	IR	IR	0	0	0	0
Lamm, Kendall	INA	X	X	X	X	X	X	X	X	X	X	X	INA	X	INA	INA	X	13	0	0	4
Lewis II, Clarence	^	^	^	^	^	^	^	^	^	PS	PS	PS	PS	PS	PS	PS	NOR	0	0	0	0
Maitre, Jason	IR	IR	IR	IR	IR	IR	IR	IR	IR	IR	IR	IR	IR	IR	IR	IR	IR	0	0	0	0
Marshall Jr., Jason	X	X	X	IR	IR	IR	IR	IR	X	X	X	X	X	X	CB	X	X	12	1	0	0
Mattison, Alexander	IR	IR	IR	IR	IR	IR	IR	IR	IR	IR	IR	IR	IR	IR	IR	IR	IR	0	0	0	0
Mbaeteka, Roy	NOR	NOR	NOR	PS	PS	PS	PS	PS	PS	PS	PS	PS	PS	PS	PS	PS	PS	0	0	0	0
McLendon, Derrick	PS	PS	PS	PS	PS	PS	PS	PS	PS	PS	PS	PS	PS	PS	PS	INA	X	1	0	0	1
Melifonwu, Ifeatu	S	S	INA	X	X	X	X	S	S	X	X	S	X	X	S	S	S	16	8	0	1
Meyer, Andrew	IR	IR	IR	IR	IR	IR	IR	IR	IR	IR	IR	IR	IR	IR	IR	OL	DNP	1	1	1	0
Miller, Cam	^	^	^	^	^	^	^	^	^	^	^	^	^	^	^	^	INA	0	0	0	1
Myarick, Chris	NOR	NOR	NOR	NOR	NOR	NOR	NOR	PS	PS	PS	PS	PS	PS	PS	PS	PS	PS	0	0	0	0
Ossai, K.C.	NOR	NOR	NOR	NOR	NOR	NOR	NOR	NOR	NOR	NOR	NOR	NOR	NOR	PS	PS	PS	PS	0	0	0	0
Patterson, Riley	X	X	X	X	X	X	X	X	X	X	X	X	X	X	X	X	X	17	0	0	0
Paul, Patrick	LT	LT	LT	LT	LT	LT	LT	LT	LT	LT	LT	LT	LT	LT	LT	LT	LT	17	17	0	0
Phillips, Jaelan	LB	LB	LB	LB	LB	LB	LB	LB	LB	^	^	^	^	^	^	^	^	9	9	0	0
Phillips, Jordan	X	DT	DT	DT	DT	DT	DT	DT	DT	DT	DT	DT	DT	DT	DT	DT	DT	17	16	0	0
Priebe, Josh	PS	PS	PS	PS	PS	PS	PS	PS	PS	PS	PS	PS	PS	PS	PS	DNP	PS	0	0	1	0
Robinson, Chop	X	X	X	X	X	X	X	X	X	INA	X	LB	X	X	LB	LB	INA	15	3	0	2
Robinson, Ethan	NOR	NOR	NOR	NOR	NOR	NOR	NOR	NOR	PS	PS	PS	PS	PS	PS	X	X	DNP	2	0	1	0
Rucci, Hayden	PS	PS	PS	PS	PS	PS	PS	X	X	X	X	NOR	^	PS	PS	PS	PS	4	0	0	0
Sanders, Jason	IR	IR	IR	IR	IR	IR	IR	IR	IR	IR	IR	IR	IR	IR	IR	IR	IR	0	0	0	0
Saunders Jr., John	PS	PS	PS	PS	PS	PS	PS	PS	NOR	NOR	NOR	NOR	NOR	NOR	NOR	NOR	NOR	0	0	0	0
Savaiinaea, Jonah	LG	LG	LG	LG	LG	LG	LG	LG	LG	LG	LG	LG	LG	LG	LG	LG	LG	17	17	0	0
Sheffield, Kendall	NOR	NOR	NOR	NOR	NOR	NOR	X	X	PSIR	PSIR	PSIR	PSIR	PSIR	PSIR	PSIR	PSIR	PSIR	2	0	0	0
Sieler, Zach	DT	DT	DT	DT	DT	DT	DT	DT	DT	DT	DT	DT	DT	DT	DT	DT	DT	17	17	0	0
Smith, Cam	NFI	NFI	NFI	NFI	NOR	NOR	NOR	NOR	NOR	NOR	NOR	NOR	NOR	NOR	NOR	NOR	NOR	0	0	0	0
Smith, Kion	X	RG	RG	X	X	X	X	X	X	X	X	NOR	X	X	X	PS	PS	14	2	0	0
Strange, Cole	^	DNP	DNP	RG	RG	RG	RG	RG	RG	RG	RG	RG	RG	RG	RG	RG	RG	14	14	2	0
Tagovailoa, Tua	QB	QB	QB	QB	QB	QB	QB	QB	QB	QB	QB	QB	QB	QB	INA*	INA*	INA*	14	14	0	3
Telfort, Kadeem	^	^	^	PS	PS	PS	PS	PS	PS	PS	PS	PS	PS	PS	PS	PS	PS	0	0	0	0
Trader Jr., Dante	X	X	S	X	X	S	X	X	X	S	X	X	X	X	X	X	X	17	3	0	0
Waddle, Jaylen	WR	WR	WR	WR	WR	WR	WR	WR	WR	WR	WR	WR	WR	WR	WR	WR	INA	16	16	0	1
Waller, Darren	INA	INA	INA	X	X	X	TE	IR	IR	IR	IR	TE	X	X	TE	X	IR	9	3	0	3
Washington, Malik	X	X	WR	WR	WR	X	X	X	X	X	X	X	X	WR	X	WR	WR	17	6	0	0
Washington, Tahj	INA	INA	INA	INA	X	DNP	INA	INA	WR	X	X	INA	INA	INA	INA	X	X	6	1	1	10
Wease Jr., Theo	PS	PS	PS	PS	PS	PS	PS	PS	PS	PS	PS	PS	PS	PS	X	X	X	3	0	0	0
Westbrook-Ikhine, Nick	X	X	X	X	X	WR	X	WR	X	WR	X	X	X	X	INA	INA	X	15	3	0	2
Wilson Jr., Cedrick	^	^	^	^	INA	INA	INA	X	X	X	X	WR	WR	X	WR	WR	WR	10	5	0	3
Wilson Jr., Jeff	X	X	PS	PS	PS	PS	PS	PS	PS	PS	PS	PS	PS	PS	PS	PS	X	3	0	0	0
Wilson, Zach	X	DNP	DNP	DNP	DNP	DNP	INA*	X	DNP	DNP	DNP	DNP	X	DNP	DNP	DNP	X	4	0	12	1
Woodard, Jackson	^	^	^	^	^	^	^	^	^	^	^	^	^	^	X	X	X	3	0	0	0
Wright, Jaylen	INA	INA	DNP	DNP	INA	INA	X	X	INA	X	X	X	X	X	X	X	RB	10	1	2	5

POSITION IN CAPS = STARTER
X = PLAYED/SUBSTITUTED
NFI = NON-FOOTBALL ILLNESS/INJURY

INA = INACTIVE
INA* = EMERGENCY 3RD QB
IR = INJURED RESERVE

R/SUS = RESERVE/SUSPENDED
PUP = PHYSICALLY UNABLE TO PERFORM
NOR = NOT ON ROSTER

PS = PRACTICE SQUAD
DNP = DID NOT PLAY
SUS = SUSPENDED

THE LAST TIME IT HAPPENED

THE LAST TIME (TEAM)

BY DOLPHINS		BY OPPONENT
16-13, vs. Washington, 11/16/25	WON IN OVERTIME	28-31, at Las Vegas, 9/26/21
20-17, vs. Jacksonville, 9/8/24	WON BY SCORING IN THE LAST 2 MINUTES	27-29, vs. L.A. Chargers, 10/12/25
32-26, vs. N.Y. Jets, 12/8/24	TIED BY SCORING IN THE LAST 2 MINUTES	38-35, vs. Cincinnati, 12/22/19
30-0, vs. N.Y. Jets, 12/17/23	SHUTOUT AN OPPONENT	0-35, vs. Buffalo, 9/19/21
34-10, at N.Y. Jets, 12/7/25	WON BY 20+ POINTS	10-38, at New England, 1/4/26
42-38, at Baltimore, 9/18/22	WON AFTER TRAILING BY 20+ POINTS	34-46, vs. New Orleans, 10/25/09
34-10, vs. Atlanta, 10/26/25	HELD A 28+ POINT LEAD	10-38, at New England, 1/4/26
34-10, at N.Y. Jets, 12/7/25	HELD A 21+ POINT LEAD	10-38, at New England, 1/4/26
21 (1st quarter), at N.Y. Jets, 12/7/25	SCORED 20+ POINTS IN A QUARTER	21 (3rd quarter), vs. Cincinnati, 12/21/25
24 (1st half), at N.Y. Jets, 12/7/25	SCORED 20+ POINTS IN A HALF	21 (2nd half), at New England, 1/4/26
20-3, at Cleveland, 12/29/24	HELD OPPONENT WITHOUT A TD	6-28, vs. Baltimore, 10/30/25
2 offense, 1 defense, vs. Tennessee, 12/11/23	SCORED TD ON OFFENSE AND DEFENSE	3 offense, 1 defense, at Cleveland, 10/19/25
2 offense, 1 defense & 1 special teams, vs. L.A. Rams, 11/1/20	SCORED TD ON OFFENSE, DEFENSE & SPECIAL TEAMS	6 offense, 1 defense & 1 special teams, at Buffalo, 1/3/21
vs. N.Y. Jets, 1/8/23	SCORED SAFETY	vs. Arizona, 10/27/24

THE LAST TIME (OFFENSE)

BY DOLPHINS		BY OPPONENT
726, vs. Denver, 9/24/23	600+ NET YARDS OF OFFENSE	643, vs. Baltimore, 9/8/19
524, vs. N.Y. Giants, 10/8/23	500+ NET YARDS OF OFFENSE	558, at Tampa Bay, 10/10/21
400, vs. Jacksonville, 9/8/24	400+ NET YARDS OF OFFENSE	457, at New England, 1/4/26
350, vs. Denver, 9/24/23	300+ NET RUSHING YARDS	305, at Pittsburgh, 12/18/88
239, at N.Y. Jets, 12/7/25	200+ NET RUSHING YARDS	243, at New England, 1/4/26
203, De'Von Achane, vs. Denver, 9/24/23	200-YARD RUSHING GAME	206, Rico Dowdle, at Carolina, 10/5/25
174, De'Von Achane, vs. Buffalo, 11/9/25	150-YARD RUSHING GAME	206, Rico Dowdle, at Carolina, 10/5/25
107, Jaylen Wright, at N.Y. Jets, 12/7/25	100-YARD RUSHING GAME	131, Rhamondre Stevenson, at New England, 1/4/26
Mercury Morris (125) and Don Nottingham (102), at Green Bay, 10/5/75	TWO 100-YARD RUSHERS	Ezekiel Elliott (125) and Tony Pollard (103), at Dallas, 9/22/19
De'Von Achane, 174, vs. Buffalo, 11/9/2025, 120, vs. Washington, 11/16/2025, 134, vs. New Orleans, 11/30/25 Jaylen Wright, 107, at N.Y. Jets, 12/7/25	CONSECUTIVE 100-YARD RUSHING GAMES	Rico Dowdle, 206, at Carolina, 10/5/25 Kimani Vidal, 124, vs. L.A. Chargers, 10/12/25
De'Von Achane (151) and Raheem Mostert (65), vs. N.Y. Giants, 10/8/23	COMBINED 200-YARDS RUSHING BY 2 PLAYERS	Austin Ekeler (117) and Joshua Kelley (91) at L.A. Chargers, 9/10/23
32, Jay Ajayi, at Buffalo, 12/24/16	30+ CARRIES	32, Knile Davis, vs. Kansas City, 9/21/14
25, Duke Johnson, vs. New England, 1/9/22	25+ CARRIES	26, D'Onta Foreman, at Tennessee, 1/3/22
85t, Lamar Miller, vs. Houston, 10/25/15	80+ YARD RUSHING PLAY	81t, Earl Campbell, at Houston, 11/20/78
61, De'Von Achane, at N.Y. Jets, 1/5/25	60+ YARD RUSHING PLAY	61t, Justin Fields, at Chicago, 11/6/22
48t, De'Von Achane, vs. Cincinnati, 12/21/25	40+ YARD RUSHING PLAY	56, Rhamondre Stevenson, at New England, 1/4/26

THE LAST TIME IT HAPPENED

THE LAST TIME (OFFENSE)

BY DOLPHINS		BY OPPONENT
2, De'Von Achane, vs. Buffalo, 11/9/25	2+ RUSHING TOUCHDOWNS	2, TreVeyon Henderson, at New England, 1/4/26 2, Rhamondre Stevenson, at New England, 1/4/26
466, at L.A. Chargers, 9/10/23	400+ NET PASSING YARDS (TEAM)	437, at Tampa Bay, 10/10/21
336, at Green Bay, 11/28/24	300+ NET PASSING YARDS (TEAM)	327, vs. Tampa Bay, 12/28/25
50, Tua Tagovailoa, at Baltimore, 9/18/22	50+ PASS ATTEMPTS	51, Justin Herbert, at L.A. Chargers, 12/11/22
40, Tua Tagovailoa, vs. Baltimore, 10/30/25	40+ PASS ATTEMPTS	44, Baker Mayfield, vs. Tampa Bay, 12/28/25
33, Tua Tagovailoa, vs. N.Y. Jets, 12/8/24	30+ COMPLETIONS	33, Baker Mayfield, vs. Tampa Bay, 12/28/25
25, Tua Tagovailoa, vs. Baltimore, 10/30/25	25+ COMPLETIONS	33, Baker Mayfield, vs. Tampa Bay, 12/28/25
vs. Cincinnati, 12/21/25	NO SACKS ALLOWED	at Green Bay, 11/28/24
Has never happened	PERFECT PASSER RATING (158.3) *(MIN. 20 ATTEMPTS)*	158.3, Lamar Jackson, at Baltimore, 12/31/23
315, Tua Tagovailoa, vs. New England, 9/14/25	300+ YARD PASSER	346, Baker Mayfield, vs. Tampa Bay, 12/28/25
Tua Tagovailoa, 317 vs. New England, 11/24/24, 365 at Green Bay, 11/28/24 and 331 vs. N.Y. Jets, 12/8/24	CONSECUTIVE 300+ YARD PASSING GAMES	321, Lamar Jackson, at Baltimore, 12/31/23 and 359, Josh Allen, vs. Buffalo, 1/7/23
4, Tua Tagovailoa at Atlanta, 10/26/25	4+ TD PASSES	4, Joe Burrow, vs. Cincinnati, 12/21/25
4, Tua Tagovailoa at Atlanta, 10/26/25	3+ TD PASSES	4, Joe Burrow, vs. Cincinnati, 12/21/25
15, Chris Chambers, vs. Buffalo, 12/4/05	15+ RECEPTIONS	15, Isaac Bruce, at St. Louis, 12/24/95
10, Tyreek Hill, vs. N.Y. Jets, 12/8/24	10+ RECEPTIONS	13, Brock Bowers, vs. Las Vegas, 11/17/24
215, Tyreek Hill, at L.A. Chargers, 9/10/23	200-YARD RECEIVER	221, Eric Decker, vs. N.Y. Jets, 12/28/14
157, Tyreek Hill, at Washington, 12/3/23	150-YARD RECEIVER	163, Kyle Pitts, vs. Atlanta, 10/24/21
110, Jaylen Waddle, at Carolina, 10/5/25	100-YARD RECEIVER	114, Jalen McMillan, vs. Tampa Bay, 12/28/25 108, Chris Godwin Jr., vs. Tampa Bay, 12/28/25
Tyreek Hill (130) and Jaylen Waddle (109), vs. Jacksonville, 9/8/24	TWO 100-YARD RECEIVERS IN SAME GAME	Jalen McMillan (114) and Chris Godwin Jr. (108), vs. Tampa Bay, 12/28/25
146, Tyreek Hill, vs. Las Vegas, 11/19/23 102, at N.Y. Jets, 11/24/23 and 157 at Washington, 12/3/23	CONSECUTIVE 100-YARD RECEIVING GAMES	118, CeeDee Lamb vs. Dallas, 12/24/23, 106, Zay Flowers, at Baltimore, 12/31/23 and 105, Khalil Shakir, vs. Buffalo, 1/7/24
Jaylen Waddle, 118 (1st half), vs. New England, 11/24/24	100 YARDS RECEIVING IN A HALF	Zay Flowers, 100 (1st half), at Baltimore, 12/31/23
Has never happened	90+ YARD PASSING PLAY	99t, Tom Brady to Wes Welker, vs. New England, 9/12/11
80t, Tua Tagovailoa to Tyreek Hill vs. Jacksonville, 9/8/24	80+ YARD PASSING PLAY	85t, Derek Carr to Nelson Agholor, at Las Vegas, 12/26/20
63t, Quinn Ewers to Theo Wease Jr., vs. Tampa Bay, 12/28/25	60+ YARD PASSING PLAY	63t, Josh Allen to Ray Davis, at Buffalo, 11/3/24
63t, Quinn Ewers to Theo Wease Jr., vs. Tampa Bay, 12/28/25	50+ YARD PASSING PLAY	59, Baker Mayfield to Chris Godwin Jr., vs. Tampa Bay, 12/28/25
63t, Quinn Ewers to Theo Wease Jr., vs. Tampa Bay, 12/28/25	40+ YARD PASSING PLAY	59, Baker Mayfield to Chris Godwin Jr., vs. Tampa Bay, 12/28/25
3, Chris Chambers, vs. Dallas, 11/27/03	3+ TD RECEPTIONS	3, Stefon Diggs, at Buffalo, 10/1/23
2, Darren Waller, at Pittsburgh, 12/15/25	2+ TD RECEPTIONS	2, Chase Brown, vs. Cincinnati, 12/21/25
De'Von Achane (60 rushing, 67 receiving), at Pittsburgh, 12/15/25	LED TEAM IN RUSHING & RECEIVING IN SAME GAME	Rhamondre Stevenson, (54 rushing and 88 receiving), vs. New England, 9/14/25

THE LAST TIME IT HAPPENED

THE LAST TIME (OFFENSE)

BY DOLPHINS		BY OPPONENT
Raheem Mostert (115 rushing) and Tyreek Hill (163 receiving) vs. Carolina, 10/15/23	100-YARD RUSHER & 100-YARD RECEIVER IN SAME GAME	Kimani Vidal (124 rushing) and Ladd McConkey (100 receiving) vs. L.A. Chargers, 10/12/25
Tua Tagovailoa (308 passing), De'Von Achane (151 rushing) and Tyreek Hill (181 receiving) vs. N.Y. Giants, 10/8/23	100-YARD RUSHER, 100-YARD RECEIVER & 300-YARD PASSER IN SAME GAME	Lamar Jackson (318 passing), Lamar Jackson (119 rushing) and Rashod Bateman (108 receiving)/Mark Andrews (104 receiving) at Baltimore, 9/18/22
De'Von Achane (1 rushing, 1 receiving), at Buffalo, 11/3/24	1+ RUSHING TD & 1+ RECEIVING TD IN SAME GAME	Rhamondre Stevenson (2 rushing, 1 receiving) at New England, 1/4/26
Tyler Huntley (1 rushing, 1 passing), at Cleveland, 12/29/24	1+ PASSING TD & 1+ RUSHING TD IN SAME GAME	Daniel Jones (1 passing, 2 rushing), at Indianapolis,9/7/25
vs. Tampa Bay, 12/28/25	NO TURNOVERS	at New England, 1/4/26
at N.Y. Jets, 12/7/25	TD SCORED ON FIRST DRIVE	at New England, 1/4/26
Tua Tagovailoa to Julian Hill at Indianapolis, 9/7/25	SUCCESSFUL 2-POINT CONVERSION	Tyler Shough, vs. New Orleans, 11/30/25
at Pittsburgh, 12/15/25	FAILED 2-POINT CONVERSION	vs. New Orleans, 11/30/25

THE LAST TIME (DEFENSE)

BY DOLPHINS		BY OPPONENT
76, vs. Buffalo, 10/21/73	HELD OPPONENT UNDER 100 YARDS OF TOTAL OFFENSE	65, at Seattle, 9/22/24
103, vs. N.Y. Jets, 12/17/23	HELD OPPONENT UNDER 150 YARDS OF TOTAL OFFENSE	145, vs. L.A. Rams, 11/1/20
181, at Houston, 12/15/24	HELD OPPONENT UNDER 200 YARDS OF TOTAL OFFENSE	180, at New England, 1/4/26
207, at N.Y. Jets, 12/7/25	HELD OPPONENT UNDER 300 YARDS OF TOTAL OFFENSE	180, at New England, 1/4/26
23, vs. N.Y. Jets, 12/17/23	HELD OPPONENT UNDER 30 YARDS RUSHING	19, at Carolina, 10/5/25
45, at Atlanta, 10/26/25	HELD OPPONENT UNDER 50 YARDS RUSHING	19, at Carolina, 10/5/25
53, vs. Tampa Bay, 12/28/25	HELD OPPONENT UNDER 75 YARDS RUSHING	63, at New England, 1/4/26
53, vs. Tampa Bay, 12/28/25	HELD OPPONENT UNDER 100 YARDS RUSHING	63, at New England, 1/4/26
80, vs. N.Y. Jets, 12/17/23	HELD OPPONENT UNDER 100 YARDS NET PASSING	78, vs. Tennessee, 9/30/24
142, at N.Y. Jets, 12/7/25	HELD OPPONENT UNDER 150 YARDS NET PASSING	117, at New England, 1/4/26
Louis Delmas (81) and Brent Grimes (22), at Jacksonville, 10/26/14	2+ INTERCEPTION RETURNS FOR TOUCHDOWNS BY TEAM IN SAME GAME	Stephon Gilmore (54) and Jamie Collins Sr. (69), vs. New England, 9/15/19
5t, Zach Sieler, vs. Tennessee, 12/11/23	INTERCEPTION RETURN FOR A TD	34t, Tyson Campbell, at Cleveland, 10/19/25
3, Sam Madison, vs. Tennessee, 11/7/99	3+ INTERCEPTIONS	3, Nate Clements, at Buffalo, 10/20/02
2, Brandon Jones, vs. N.Y. Jets, 12/17/23	2+ INTERCEPTIONS	2, Ashtyn Davis, at N.Y. Jets, 1/5/25
7, at N.Y. Jets, 11/24/23	7+ SACKS BY TEAM	7, vs. Buffalo, 11/17/19

THE LAST TIME IT HAPPENED

THE LAST TIME (DEFENSE)

BY DOLPHINS		BY OPPONENT
6, at N.Y. Jets, 12/7/25	6+ SACKS BY TEAM	6, at Seattle, 9/22/24
6, at N.Y. Jets, 12/7/25	5+ SACKS BY TEAM	5, vs. New England, 9/14/25
4.0, Cameron Wake, at Tennessee, 10/18/15	4+ SACKS	Has never happened
3.0, Bradley Chubb, vs. N.Y. Jets, 12/17/23	3+ SACKS	3.0, Harold Landry, vs. Tennessee, 12/11/23
2.5, Zach Sieler, at N.Y. Jets, 12/7/25	2+ SACKS	2.0, Cameron Jordan, vs. New Orleans, 11/30/25
16t, Xavien Howard, vs. Houston, 11/27/22	FUMBLE RECOVERED FOR TOUCHDOWN	63t, Christian Gonzalez, vs. New England, 11/24/24

THE LAST TIME (SPECIAL TEAMS)

BY DOLPHINS		BY OPPONENT
101t, Jakeem Grant, vs. Buffalo, 11/17/19	KICKOFF RETURN FOR A TD	90t, Antonio Gibson, vs. New England, 9/14/25
94t, Mercury Morris, at New England, 12/5/71	KICKOFF RETURN FOR A TD ON OPENING KICKOFF	103t, Devin Duvernay, at Baltimore, 9/18/22
67, Malik Washington, at N.Y. Jets, 1/5/25	50+ YARD KICKOFF RETURN	78, Justice Hill, at Baltimore, 12/31/23
74t, Malik Washington, vs. New England, 9/14/25	PUNT RETURN FOR A TD	78t, Isaiah Williams, at N.Y. Jets, 12/7/25
74t, Malik Washington, vs. New England, 9/14/25	50+ YARD PUNT RETURN	78t, Isaiah Williams, at N.Y. Jets, 12/7/25
Andrew Van Ginkel, at Chicago, 11/6/22	BLOCKED PUNT RECOVERED FOR A TD	Chris Burkett, vs. N.Y. Jets, 9/29/91
Jaelan Phillips, at Chicago, 11/6/22	BLOCKED PUNT	Brenden Schooler, at New England, 10/6/24
Minkah Fitzpatrick, return of 2-point conversion, vs. New Orleans, 11/30/25	DEFENSIVE 2-POINT CONVERSION ON PAT	Has never happened
Jordan Phillips, vs. Arizona, 12/11/16	BLOCKED PAT	Donald Penn, vs. Tampa Bay, 11/15/09
Jason Sanders, at Houston, 12/15/24	MISSED (NOT BLOCKED) PAT	Tyler Bass at Buffalo, 11/3/24
Zach Sieler, at New England, 1/4/26	BLOCKED FIELD GOAL	Denico Autry vs. Tennessee, 12/11/23
47t, Curtis Johnson, vs. Green Bay, 12/19/71	BLOCKED FIELD GOAL RETURNED FOR TD	62t, Kyle Arrington, vs. New England, 12/14/14
8, Jason Sanders, at N.Y. Jets, 12/8/19	6+ FIELD GOALS ATTEMPTED	6, Joshua Karty vs. L.A. Rams, 11/11/24
5, Jason Sanders, vs. San Francisco, 12/22/24	5+ FIELD GOALS ATTEMPTED	5, Cameron Dicker, vs. L.A. Chargers, 10/12/25
4, Riley Patterson, vs. New Orleans, 11/30/25	4+ FIELD GOALS ATTEMPTED	4, Matt Gay, vs. Washington, 11/16/25
4, Riley Patterson, vs. New Orleans, 11/30/25	3+ FIELD GOALS ATTEMPTED	4, Matt Gay, vs. Washington, 11/16/25
7, Jason Sanders, at N.Y. Jets, 12/8/19	6+ FIELD GOALS MADE	Has never happened
5, Jason Sanders, vs. San Francisco, 12/22/24	5+ FIELD GOALS MADE	5, Cameron Dicker, vs. L.A. Chargers, 10/12/25
4, Riley Patterson, vs. New Orleans, 11/30/25	4+ FIELD GOALS MADE	5, Cameron Dicker, vs. L.A. Chargers, 10/12/25
4, Riley Patterson, vs. New Orleans, 11/30/25	3+ FIELD GOALS MADE	5, Cameron Dicker, vs. L.A. Chargers, 10/12/25
vs. Buffalo, 11/17/19	SUCCESSFUL ONSIDE KICK	vs. New Orleans, 11/30/25
at Pittsburgh, 12/15/25	FAILED ONSIDE KICK ATTEMPT	vs. Tampa Bay, 12/28/25

2026 PRESEASON STATS

WON 0, LOST 3

Aug. 14	L	7-20	at Washington	38,635
Aug. 22	L	3-26	N.Y. Giants	60,836
Aug. 28	L	12-17	Atlanta	60,836

TEAM STATISTICS	MIA	OPP.
FIRST DOWNS	**25**	**62**
Rushing	9	24
Passing	13	35
Penalty	3	3
Third Down-Made/Att	8/37	24/48
Third Down Efficiency	21.6%	50.0%
Fourth Down-Made/Att	1/2	1/1
Fourth Down Efficiency	50.0%	100.0%
TOTAL NET YARDS	**564**	**1,003**
Avg. Per Game	188.0	334.3
Total Plays	143	208
Avg. Per Play	3.9	4.8
NET YARDS RUSHING	**245**	**347**
Avg. Per Game	81.7	115.7
Total Rushes	71	101
Avg. Per Rush	3.5	3.4
NET YARDS PASSING	**319**	**656**
Avg. Per Game	106.3	218.7
Sacked/Yards Lost	8/19	5/44
Gross Yards	338	700
Attempts/Completions	64/27	102/72
Pct. of Completion	42.2%	70.6%
Had Intercepted	3	2
PUNTS/AVERAGE	**18/45.6**	**14/48.0**
Net Punting Average	40.6	42.9
PUNT RETURN/AVG.	**7/4.4**	**8/11.3**
KICKOFF RETURN/AVG.	**12/24.8**	**8/29.6**
INTERCEPTION RETURN/AVG.	**2/2.5**	**3/7.3**
PENALTIES/YARDS	**22/160**	**21/160**
FUMBLES/BALL LOST	**7/3**	**3/3**
TOUCHDOWNS	**1**	**6**
Rushing	1	5
Passing	0	1
Returns	0	0
EXTRA POINTS/ATTEMPTS	**1/1**	**6/6**
TWO POINT CONVERSION/ATT.	**0/0**	**0/0**
FIELD GOALS/ATTEMPTS	**5/6**	**7/7**
AVG. TIME OF POSSESSION	**24:24**	**35:36**

SCORE/QUARTER	Q1	Q2	Q3	Q4	OT	PTS
TEAM	10	6	3	3	0	22
OPPONENTS	14	40	3	6	0	63

SCORING	TD	RU	PA	RT	PAT	FG	2PT	S	PTS
R. Patterson	0	0	0	0	/	5/6	0	0	15
D. Achane	1	1	0	0	0/0	0/0	0	0	6
DOLPHINS	**1**	**1**	**0**	**0**	**0/0**	**5/6**	**0**	**0**	**22**
OPPONENTS	**6**	**5**	**1**	**0**	**0/0**	**7/7**	**0**	**0**	**63**

RUSHING	NO.	YDS	AVG	LONG	TD
O. Gordon II	11	47	4.3	12	0
C. Washington Jr.	18	41	2.3	11	0
D. Achane	7	39	5.6	14	1
M. Gronowski	6	37	6.2	13	0
J. Wright	12	31	2.6	13	0
C. Miller	6	28	4.7	17	0
M. Willis	2	9	4.5	6	0
C. Bennett	5	8	1.6	3	0
Q. Ewers	2	5	2.5	4	0
T. Atwell	1	1	1.0	1	0
D. Edwards	1	-1	-1.0	-1	0
DOLPHINS	**71**	**245**	**3.5**	**17**	**1**
OPPONENTS	**101**	**347**	**3.4**	**22t**	**5**

RECEIVING	NO.	YDS	AVG	LONG	TD
J. Tolbert	4	54	13.5	27	0
K. Coleman Jr.	2	32	16.0	30	0
C. Bell	2	22	11.0	18	0
J. Reagor	1	17	17.0	17	0
A. Henning	3	61	20.3	31	0
T. Wease Jr.	2	22	11.0	16	0
T. Washington	1	12	12.0	12	0
T. Marshall Jr.	3	58	19.3	33	0
M. Washington	3	15	5.0	8	0
S. Traore	1	3	3.0	3	0
T. Atwell	0	0	0.0	0	0
D. Herman	0	0	0.0	0	0
C. Douglas	1	28	28.0	28	0
O. Gordon II	1	10	10.0	10	0
C. Turner	1	6	6.0	6	0
J. Franklin	0	0	0.0	0	0
W. Kacmarek	1	3	3.0	3	0
J. Wright	0	0	0.0	0	0
DOLPHINS	**26**	**343**	**13.2**	**33**	**0**
OPPONENTS	**72**	**700**	**9.7**	**37**	**1**

INTERCEPTIONS	NO.	YDS	AVG	LONG	TD
M. Wilson	1	5	5.0	5	0
M. Battle	1	0	0.0	0	0
DOLPHINS	**2**	**5**	**2.5**	**5**	**0**
OPPONENTS	**3**	**22**	**7.3**	**22**	**0**

PUNTING	NO.	YDS	AVG	NET	TB	IN	LG	B
B. Pinion	18	820	45.6	40.6	0	5	60	0
DOLPHINS	**18**	**820**	**45.6**	**40.6**	**0**	**5**	**60**	**0**
OPPONENTS	**14**	**672**	**48.0**	**42.9**	**2**	**6**	**63**	**0**

PUNT RETURNS	RET	FC	YDS	AVG	LONG	TD
T. Atwell	3	2	18	6.0	20	0
J. Reagor	1	0	10	10.0	10	0
A. Henning	1	0	3	3.0	3	0
K. Coleman Jr.	1	0	0	0.0	0	0
T. Washington	1	0	0	0.0	0	0
DOLPHINS	**7**	**2**	**31**	**4.4**	**20**	**0**
OPPONENTS	**8**	**6**	**90**	**11.3**	**18**	**0**

KICKOFF RETURNS	NO.	YDS	AVG	LONG	TD
J. Reagor	7	197	28.1	46	0
J. Wright	3	56	18.7	33	0
T. Atwell	1	27	27.0	27	0
A. Henning	1	17	17.0	17	0
DOLPHINS	**12**	**297**	**24.8**	**46**	**0**
OPPONENTS	**8**	**237**	**29.6**	**52**	**0**

FIELD GOALS	1-19	20-29	30-39	40-49	50+
R. Patterson	0/0	1/1	1/1	2/2	1/2
DOLPHINS	**0/0**	**1/1**	**1/1**	**2/2**	**1/2**
OPPONENTS	**0/0**	**2/2**	**3/3**	**2/2**	**0/0**

2-Pt Conv: TM 0-0, **OPP** 0-0

SACKS: C. Goode 1.0, S. Coleman-Lyles 1.0, M. Reiger 1.0, M. Butler 0.5, M. Llewellyn 0.5, C. Rice 0.5, D. Ojabo 0.5, **TM** 5.0, **OPP** 8.0

PASSING	ATT	CMP	YDS	CMP%	YDS/ATT	TD	TD%	INT	INT%	LONG	SACK	LOST	RATING
C. Miller	38	16	170	42.1	4.5	0	0.0	2	5.3	30	4	17	33.9
M. Gronowski	13	6	98	46.2	7.5	0	0.0	0	0.0	33	3	2	72.0
Q. Ewers	8	1	27	12.5	3.4	0	0.0	1	12.5	27	1	0	1.6
M. Willis	5	4	43	80.0	8.6	0	0.0	0	0.0	28	0	0	102.5
DOLPHINS	**64**	**27**	**338**	**42.2**	**5.3**	**0**	**0.0**	**3**	**4.7**	**33**	**8**	**19**	**39.7**
OPPONENTS	**102**	**72**	**700**	**70.6**	**6.9**	**1**	**1.0**	**2**	**2.0**	**37**	**5**	**44**	**84.6**

2026 PRESEASON STATS

DEFENSIVE STATISTICS											
PLAYER	SOLO	ASST	TOT	SACKS	SACKS/YDS.	TFL	QBH	INT	PD	FF	FR
W. Gay Jr.	10	8	18	0.0	0.0/0.0	0	0	0	0	0	1
J. Woodard	6	11	17	0.0	0.0/0.0	0	0	0	0	0	2
C. Riley	6	5	11	0.0	0.0/0.0	0	0	0	1	0	0
F. Mulbah	4	6	10	0.0	0.0/0.0	0	0	0	0	0	0
E. Bonner	7	2	9	0.0	0.0/0.0	0	0	0	1	0	0
K. Cooper Jr.	4	5	9	0.0	0.0/0.0	0	0	0	0	0	0
K. Louis	3	6	9	0.0	0.0/0.0	0	0	0	0	0	0
L. Johnson Jr.	7	1	8	0.0	0.0/0.0	0	0	0	0	0	0
T. Dodson	4	4	8	0.0	0.0/0.0	0	1	0	0	1	0
R. McGraw	5	2	7	0.0	0.0/0.0	0	0	0	0	0	0
S. Coleman-Lyles	4	3	7	1.0	1.0/7.5	0	3	0	0	0	0
S. Dix Jr.	4	3	7	0.0	0.0/0.0	0	0	0	0	0	0
M. Burns	5	1	6	0.0	0.0/0.0	0	0	0	0	0	0
A. Green III	4	2	6	0.0	0.0/0.0	0	0	0	1	0	0
Lo. Moore	4	2	6	0.0	0.0/0.0	0	0	0	0	0	0
M. Wilson	3	3	6	0.0	0.0/0.0	0	0	1	2	0	0
A. Austin	2	3	5	0.0	0.0/0.0	0	0	0	0	0	0
D. Trader Jr.	4	0	4	0.0	0.0/0.0	0	0	0	0	0	0
M. Battle	3	1	4	0.0	0.0/0.0	0	0	1	2	0	0
M. Llewellyn	2	2	4	0.5	0.5/3.5	0	1	0	1	0	0
J. Thomas	2	2	4	0.0	0.0/0.0	0	0	0	0	0	0
M. Butler	0	4	4	0.5	0.5/3.0	0	1	0	0	0	0
D. Ojabo	0	4	4	0.5	0.5/3.5	0	2	0	0	0	0
J. Brents	3	0	3	0.0	0.0/0.0	0	0	0	0	0	0
M. Taaffe	3	0	3	0.0	0.0/0.0	0	0	0	0	0	0
R. Beal Jr.	2	1	3	0.0	0.0/0.0	0	0	0	1	0	0
C. Johnson	2	1	3	0.0	0.0/0.0	0	0	0	0	0	0
J. Rodriguez	2	1	3	0.0	0.0/0.0	0	0	0	0	0	0
C. Rice	1	2	3	0.5	0.5/4.5	0	3	0	1	0	0
C. Goode	1	1	2	1.0	1.0/11.0	0	1	0	0	0	0
A. Huntley	1	1	2	0.0	0.0/0.0	0	1	0	1	0	0
M. Reiger	1	1	2	1.0	1.0/11.0	0	1	0	0	0	0
T. Wall	1	1	2	0.0	0.0/0.0	0	0	0	0	0	0
J. Marshall Jr.	0	2	2	0.0	0.0/0.0	0	0	0	0	0	0
Z. Anderson	1	0	1	0.0	0.0/0.0	0	0	0	0	0	0
N. McCloud	1	0	1	0.0	0.0/0.0	0	0	0	0	0	0
Tr. Moore	1	0	1	0.0	0.0/0.0	0	1	0	0	0	0
J. Uche	1	0	1	0.0	0.0/0.0	0	0	0	0	0	0
J. Phillips	0	1	1	0.0	0.0/0.0	0	0	0	0	0	0
DOLPHINS	114	92	206	5.0	5.0/44.0	0	15	2	11	1	3

SOLO=Tackle, ASST=Assist, TOT=Combined, TFL=Tackle for a Loss, QBH=Pressures, INT=Interception, PD=Pass Defense, FF=Forced Fumble, FR=Fumble Recovery

SACKS: S. Coleman-Lyles (1) - 0.5 vs New York Giants (08/22), 0.5 vs Atlanta Falcons (08/28), **C. Goode** (1) - 1.0 at Washington Commanders (08/14), **M. Reiger** (1) - 1.0 at Washington Commanders (08/14), **M. Butler** (0.5) - 0.5 vs Atlanta Falcons (08/28), **M. Llewellyn** (0.5) - 0.5 at Washington Commanders (08/14), **D. Ojabo** (0.5) - 0.5 at Washington Commanders (08/14), **C. Rice** (0.5) - 0.5 vs New York Giants (08/22)

NOTE: Special teams and miscellaneous statistics not included above.

Miscellaneous Tackles: D. Edwards (1), J. Franklin (1).

Miscellaneous Fumble Recoveries: C. Miller (1), K. Coleman Jr. (1), M. Gronowski (1).

SPECIAL TEAMS STATISTICS								
PLAYER	TACKLES	SOLO	ASSISTS	FOR FUMBLES	FUMBLE REC	BLKD FG	BLKD PAT	BLKD PUNT
M. Battle	3	1	2	0	0	0	0	0
D. Herman	2	1	1	0	0	0	0	0
R. Miller	2	1	1	0	0	0	0	0
D. McCulley	1	1	0	0	0	0	0	0
B. Pinion	1	1	0	0	0	0	0	0
C. Turner	1	1	0	0	0	0	0	0
J. Woodard	1	1	0	0	0	0	0	0
T. Addington	1	0	1	0	0	0	0	0
R. Beal Jr.	1	0	1	0	0	0	0	0
M. Burns	1	0	1	0	0	0	0	0
S. Coleman-Lyles	1	0	1	0	0	0	0	0
C. Goode	1	0	1	0	0	0	0	0
A. Henning	1	0	1	0	0	0	0	0
K. Louis	1	0	1	0	0	0	0	0
T. Marshall Jr.	1	0	1	0	0	0	0	0
L. Moore	1	0	1	0	0	0	0	0
T. Moore	1	0	1	0	0	0	0	0
D. Trader Jr.	1	0	1	0	0	0	0	0
S. Traore	1	0	1	0	0	0	0	0
C. Washington Jr.	1	0	1	0	0	0	0	0
M. Wilson	1	0	1	0	0	0	0	0
TOTALS	25	7	18	0	0	0	0	0

2026 GAME SUMMARIES

PRESEASON WEEK 1

Northwest Stadium

20-7

	Q1	Q2	Q3	Q4		
Miami Dolphins	7	0	0	0	—	7
Washington Commanders	0	17	0	3	—	20

SCORING DRIVES

TEAM	QTR	TIME	SCORING PLAY	MIA	WAS
Dolphins	1	07:54	D. Achane: 1-yard run (R. Patterson kick) (14-93, 7:06)	7	0
Commanders	2	10:13	J. Moody: 29-yard FG (7-24, 3:22)	7	3
Commanders	2	04:28	R. Henry: 22-yard run (D. Stevens kick) (7-68, 3:41)	7	10
Commanders	2	00:08	K. Allen: 1-yard run (J. Moody kick) (11-65, 2:46)	7	17
Commanders	4	06:25	D. Stevens: 41-yard FG (4-9, 2:07)	7	20

MIAMI DOLPHINS

PASSING	ATT	CP	YDS	SK/YD	TD	LG	INT	RTG
Malik Willis	5	4	43	0/0	0	28	0	102.5
Cam Miller	11	3	39	0/0	0	24	2	2.3
Quinn Ewers	8	1	27	1/0	0	27	1	1.6
TOTAL	**24**	**8**	**109**	**1/0**	**0**	**28**	**3**	**9.2**

RUSHING	ATT	YDS	AVG	LG	TD
De'Von Achane	7	39	5.6	14	1
Ollie Gordon II	7	39	5.6	12	0
Jaylen Wright	6	22	3.7	13	0
Malik Willis	2	9	4.5	6	0
Quinn Ewers	2	5	2.5	4	0
Carlos Washington Jr.	2	2	1.0	1	0
Cam Miller	1	2	2.0	2	0
Donovan Edwards	1	-1	-1.0	-1	0
TOTAL	**28**	**117**	**4.2**	**14**	**1**

RECEIVING	NO	YDS	AVG	LG	TD
Malik Washington	3	15	5.0	8	0
Caleb Douglas	1	28	28.0	28	0
Jalen Tolbert	1	27	27.0	27	0
AJ Henning	1	24	24.0	24	0
Terrace Marshall Jr.	1	9	9.0	9	0
Cole Turner	1	6	6.0	6	0
TOTAL	**8**	**109**	**13.6**	**28**	**0**

INTERCEPTIONS	TOT	YDS	AVG	LONG	TD
Marco Wilson	1	5	5.0	5	0

SACKS

David Ojabo [0.5/3.5], Mason Reiger [1.0/11.0], Max Llewellyn [0.5/3.5], Cameron Goode [1.0/11.0]

WASHINGTON COMMANDERS

PASSING	ATT	CP	YDS	SK/YD	TD	LG	INT	RTG
Athan Kaliakmanis	10	6	87	2/22	0	28	0	88.3
Sam Hartman	15	8	80	1/7	0	17	1	41.0
Marcus Mariota	2	1	22	0/0	0	22	0	89.6
TOTAL	**27**	**15**	**189**	**3/29**	**0**	**28**	**1**	**62.1**

RUSHING	ATT	YDS	AVG	LG	TD
Kaytron Allen	23	85	3.7	16	1
Robert Henry	12	75	6.3	22t	1
Sam Hartman	3	13	4.3	11	0
Jerome Ford	1	4	4.0	4	0
Athan Kaliakmanis	2	-3	-1.5	-1	0
TOTAL	**41**	**174**	**4.2**	**22t**	**2**

RECEIVING	NO	YDS	AVG	LG	TD
Jaylin Lane	3	31	10.3	17	0
Jacoby Jones	2	33	16.5	28	0
Colson Yankoff	2	24	12.0	17	0
Jaden Bradley	2	21	10.5	12	0
Dyami Brown	1	22	22.0	22	0
Treylon Burks	1	16	16.0	16	0
Antonio Williams	1	16	16.0	16	0
Van Jefferson	1	14	14.0	14	0
Ben Sinnott	1	11	11.0	11	0
Kaytron Allen	1	1	1.0	1	0
TOTAL	**15**	**189**	**12.6**	**28**	**0**

INTERCEPTIONS	TOT	YDS	AVG	LONG	TD
Ale Kaho	1	22	22.0	22	0
Quan Martin	1	0	0.0	0	0
Malik Spencer	1	0	0.0	0	0

SACKS

Ricky Barber [1.0/0.0]

GAME RECAP

The Dolphins opened the preseason with an early lead but were unable to capitalize, falling 20-7 to the Washington Commanders.

The Dolphins' opening series showed promise despite starting at their own 7-yard line. Quarterback Malik Willis settled into his first start as a Dolphin, connecting with wide receiver Malik Washington on back-to-back completions to move the chains.

Running back De'Von Achane provided a spark on the ground, picking up key yardage to set up Willis at Miami's 43-yard line. From there, Willis found rookie wide receiver Caleb Douglas for a 28-yard gain before connecting with Malik Washington on a short completion. Miami then leaned on its ground game, with Willis and Achane combining for 26 rushing yards before Achane punched in the first touchdown of the game. Kicker Riley Patterson's extra point made it 7-0. Miami's defense established control early, holding Washington to just 27 yards across six plays. The Commanders turned to Sam Hartman after starting QB Marcus Mariota exited with an injury.

Quarterback Quinn Ewers made his debut on the next drive, but Washington's defense stood firm and forced a turnover on downs. The first quarter ended when cornerback Marco Wilson intercepted a Hartman pass intended for Dyami Brown in the red zone.

Washington capitalized on favorable field position in the second quarter after a Quan Martin interception gave the Commanders possession at the Miami 35-yard line. The Dolphins kept Washington out of the end zone thanks to three key stops from rookie cornerback Chris Johnson and a third-and-goal sack by David Ojabo and Max Llewellyn, forcing Washington to settle for a 29-yard Jake Moody field goal.

On Washington's next possession, running back Robert Henry Jr. broke free for a 22-yard touchdown run to give the Commanders their first lead of the game. The advantage grew on the next drive when Kaytron Allen found the end zone, sending Washington to halftime with a 17-7 lead.

In the third quarter, Cam Miller stepped in at quarterback for Miami while Athan Kaliakmanis took over for Washington. Both defenses limited the teams to a combined 96 yards in a scoreless quarter.

Miami opened the fourth quarter with a 24-yard completion on third down to AJ Henning, but the possession ended in a punt. On the ensuing drive, rookie edge rusher Mason Reiger recorded his first career sack on Kaliakmanis at the Commanders' 22-yard line, helping the Dolphins defense produce another stop.

The teams exchanged punts once more before Washington added the final score of the evening with a 41-yard field goal from kicker Drew Stevens.

Team Statistics	Dolphins	Commanders
First Downs	10	21
3rd-Down Eff. (Made/Att/Pct)	3/12/25%	8/17/47%
4th-Down Eff. (Made/Att/Pct)	0/1/0%	0/0/0%
Total Net Yards	226	334
Total Plays	53	71
Yards Per Play	4.3	4.7
Rushes/Net Yards	28/117	41/174
Net Passing	109	160
Pass Attempts/Completions	24/8	27/15
Had Intercepted	3	1
Sacked/Yards Lost	1/0	3/29
Punts/Average	6/44.8	6/44.7
Penalties/Yards	7/66	7/47
Fumbles/Lost	1/0	0/0
Possession Time	24:37	35:23

PRESEASON WEEK 2

Hard Rock Stadium

26-3

	Q1	Q2	Q3	Q4		
New York Giants	7	13	3	3	—	26
Miami Dolphins	0	3	0	0	—	3

SCORING DRIVES

TEAM	QTR	TIME	SCORING PLAY	NYG	MIA
Giants	1	09:50	J. Winston: 11-yard run (D. Zvada kick) (8-83, 4:04)	7	0
Giants	2	13:14	D. Zvada: 43-yard FG (4-5, 1:35)	10	0
Giants	2	05:06	D. Singletary: 13-yard run (D. Zvada kick) (9-71, 5:38)	17	0
Dolphins	2	01:12	R. Patterson: 53-yard FG (7-28, 3:54)	17	3
Giants	2	00:00	D. Zvada: 32-yard FG (10-54, 1:12)	20	3
Giants	3	04:00	B. Sauls: 27-yard FG (10-38, 4:46)	23	3
Giants	4	09:23	B. Sauls: 37-yard FG (16-64, 7:49)	26	3

NEW YORK GIANTS

PASSING	ATT	CP	YDS	SK/YD	TD	LG	INT	RTG
Jameis Winston	21	15	150	0/0	0	29	0	91.4
Brandon Allen	18	13	101	1/9	0	17	0	85.6
Jake Haener	3	3	15	0/0	0	9	0	87.5
TOTAL	42	31	266	1/9	0	29	0	90.0

RUSHING	ATT	YDS	AVG	LG	TD
Devin Singletary	8	40	5.0	13t	1
Eric Gray	10	33	3.3	7	0
Tyrone Tracy Jr.	6	26	4.3	12	0
Calvin Austin III	1	21	21.0	21	0
Jameis Winston	1	11	11.0	11t	1
Damon Bankston	7	5	0.7	3	0
Jake Haener	3	-3	-1.0	-1	0
TOTAL	36	133	3.7	21	2

RECEIVING	NO	YDS	AVG	LG	TD
Eric Gray	6	37	6.2	10	0
Darius Slayton	4	58	14.5	29	0
Thomas Fidone II	4	29	7.3	14	0
Dalen Cambre	3	26	8.7	9	0
Tyrone Tracy Jr.	3	22	7.3	10	0
Calvin Austin III	2	24	12.0	20	0
Odell Beckham Jr.	2	17	8.5	12	0
Damon Bankston	2	2	1.0	2	0
Isaiah Hodgins	1	17	17.0	17	0
Theo Johnson	1	12	12.0	12	0
Xavier Gipson	1	11	11.0	11	0
Tanner Conner	1	7	7.0	7	0
Devin Singletary	1	4	4.0	4	0
TOTAL	31	266	8.6	29	0

INTERCEPTIONS	TOT	YDS	AVG	LONG	TD
None					

SACKS

Zacch Pickens [1.0/6.0], Bobby Jamison-Travis [1.0/3.0]

MIAMI DOLPHINS

PASSING	ATT	CP	YDS	SK/YD	TD	LG	INT	RTG
Cam Miller	11	6	60	2/9	0	30	0	70.3
Mark Gronowski	5	2	1	0/0	0	6	0	47.9
TOTAL	16	8	61	2/9	0	30	0	59.6

RUSHING	ATT	YDS	AVG	LG	TD
Cam Miller	2	18	9.0	17	0
Jaylen Wright	6	9	1.5	5	0
Mark Gronowski	2	9	4.5	9	0
Ollie Gordon II	4	8	2.0	4	0
Carlos Washington Jr.	3	5	1.7	5	0
Tutu Atwell	1	1	1.0	1	0
TOTAL	18	50	2.8	17	0

RECEIVING	NO	YDS	AVG	LG	TD
Kevin Coleman Jr.	2	32	16.0	30	0
Tahj Washington	1	12	12.0	12	0
Ollie Gordon II	1	10	10.0	10	0
AJ Henning	1	6	6.0	6	0
Will Kacmarek	1	3	3.0	3	0
Seydou Traore	1	3	3.0	3	0
Carlos Washington Jr.	1	-5	-5.0	-5	0
TOTAL	8	61	7.6	30	0

INTERCEPTIONS	TOT	YDS	AVG	LONG	TD
None					

SACKS

Seth Coleman-Lyles [0.5/4.5], Cam Rice [0.5/4.5]

GAME SUMMARY

The Miami Dolphins fell to the New York Giants by a score of 26-3 on Saturday afternoon at Hard Rock Stadium.

Despite promising performances from the Dolphins' young core, New York set the tone early. Second-year signal caller Cam Miller started at quarterback for Miami, but his opening possession ended in a three-and-out. Giants quarterback Jameis Winston then led an 83-yard scoring drive capped by an 11-yard touchdown run and an extra point from kicker Dominic Zavada gave New York an early 7-0 lead.

On the next drive, Miller connected with rookie receiver Kevin Coleman Jr. for a 30-yard gain to move the chains. The series stalled and ended when Giants linebacker Micah McFadden recovered a third-down fumble by running back Jaylen Wright. After both teams traded punts, Miami forced a turnover of its own when linebacker Jackson Woodard recovered a Giants fumble on second down.

New York scored on each of its three possessions in the second quarter. Zavada first added a 43-yard field goal before the Giants marched 71 yards for a touchdown drive. Miami answered with a 53-yard field goal from kicker Riley Patterson, following a seven-play, 28-yard drive. Zavada added a 32-yarder to give the Giants a 20-3 lead at halftime.

The Dolphins defense came out swinging in the second half, opening with a sack by edge Seth Coleman-Lyles and defensive lineman Cam Rice for a loss of nine yards. Quarterback Mark Gronowski stepped in for the Dolphins for the first time this preseason, leading a drive that ultimately stalled and ended on a 49-yard punt by Bradley Pinion.

On the next possession, New York was forced to settle for another field goal, a 27 yarder by kicker Ben Sauls. Miami's next drive ended after a fumble exchange at its own 25-yard line, ending the third quarter scoreless.

The fourth quarter opened with a 17-play, 55-yard field goal drive by New York for the final score of the game. Miami's defense continued to battle throughout the second half, producing key stops and preventing the Giants from reaching the end zone after halftime.

Miller led both in the air and on the ground, finishing 6-of-11 (54.5 pct.) for 60 passing yards and 18 rushing, while Coleman tallied 32 yards on two receptions (16.0 avg.). Defensively, Cam Riley led with 10 total tackles (eight solo); on special teams, Pinion logged seven punts for 318 yards (39.4 net average), landing two inside the 20.

Team Statistics	Giants	Dolphins
First Downs	26	3
3rd-Down Eff. (Made/Att/Pct)	11/18/61%	2/11/18%
4th-Down Eff. (Made/Att/Pct)	0/0/0%	0/0/0%
Total Net Yards	390	102
Total Plays	79	36
Yards Per Play	4.9	2.8
Rushes/Net Yards	36/133	18/50
Net Passing	257	52
Pass Attempts/Completions	42/31	16/8
Had Intercepted	0	0
Sacked/Yards Lost	1/9	2/9
Punts/Average	3/41.0	7/45.4
Penalties/Yards	4/35	8/59
Fumbles/Lost	1/1	4/2
Possession Time	41:00	19:00

PRESEASON WEEK 3

Hard Rock Stadium

17-12

	Q1	Q2	Q3	Q4		
Atlanta Falcons	7	10	0	0	—	17
Miami Dolphins	3	3	3	3	—	12

SCORING DRIVES

TEAM	QTR	TIME	SCORING PLAY	ATL	MIA
Falcons	1	08:43	B. Robinson Jr.: 3-yard run (N. Folk kick) (8-60, 4:10)	7	0
Dolphins	1	05:03	R. Patterson: 46-yard FG (8-39, 3:40)	7	3
Falcons	2	03:28	J. Velling: 3-yard pass from C. Rush (N. Folk kick) (12-54, 6:48)	14	3
Dolphins	2	01:47	R. Patterson: 45-yard FG (5-22, 1:41)	14	6
Falcons	2	00:00	N. Folk: 34-yard FG (6-49, 0:41)	17	6
Dolphins	3	06:20	R. Patterson: 26-yard FG (11-66, 6:17)	17	9
Dolphins	4	03:52	R. Patterson: 37-yard FG (4-1, 2:06)	17	12

ATLANTA FALCONS

PASSING	ATT	CP	YDS	SK/YD	TD	LG	INT	RTG
Cooper Rush	18	13	106	0/0	1	31	0	105.3
Tua Tagovailoa	8	7	95	0/0	0	37	0	116.1
Jack Strand	7	6	44	1/6	0	10	1	53.3
TOTAL	**33**	**26**	**245**	**1/6**	**1**	**37**	**1**	**95.1**

RUSHING	ATT	YDS	AVG	LG	TD
Brian Robinson Jr.	5	14	2.8	7	1
Nathan Carter	4	13	3.3	7	0
Tyler Goodson	5	5	1.0	3	0
Jack Strand	6	4	0.7	6	0
Cash Jones	3	4	1.3	5	0
Tua Tagovailoa	1	0	0.0	0	0
TOTAL	**24**	**40**	**1.7**	**7**	**1**

RECEIVING	NO	YDS	AVG	LG	TD
Jack Velling	4	30	7.5	11	1
Kyle Pitts Sr.	3	59	19.7	37	0
Jahan Dotson	3	27	9.0	11	0
Chris Blair	3	22	7.3	11	0
Vinny Anthony II	3	21	7.0	9	0
Tyler Goodson	2	36	18.0	31	0
Nick Muse	2	10	5.0	8	0
Antwane Wells Jr.	1	10	10.0	10	0
Keelan Marion	1	9	9.0	9	0
Brian Robinson Jr.	1	9	9.0	9	0
Cash Jones	1	7	7.0	7	0
Dylan Drummond	1	5	5.0	5	0
Nathan Carter	1	0	0.0	0	0
TOTAL	**26**	**245**	**9.4**	**37**	**1**

INTERCEPTIONS	TOT	YDS	AVG	LONG	TD
None					

SACKS

Harold Perkins Jr. [1.0/5.0], James Pearce Jr. [2.0/1.0], Cameron Thomas [1.0/3.0], Eric Johnson II [1.0/1.0]

MIAMI DOLPHINS

PASSING	ATT	CP	YDS	SK/YD	TD	LG	INT	RTG
Mark Gronowski	8	4	97	3/2	0	33	0	94.3
Cam Miller	16	7	71	2/8	0	19	0	57.0
TOTAL	**24**	**11**	**168**	**5/10**	**0**	**33**	**0**	**69.4**

RUSHING	ATT	YDS	AVG	LG	TD
Carlos Washington Jr.	13	34	2.6	11	0
Mark Gronowski	4	28	7.0	13	0
Coleman Bennett	5	8	1.6	3	0
Cam Miller	3	8	2.7	3	0
TOTAL	**25**	**78**	**3.1**	**13**	**0**

RECEIVING	NO	YDS	AVG	LG	TD
Jalen Tolbert	3	27	9.0	19	0
Terrace Marshall Jr.	2	49	24.5	33	0
Chris Bell	2	22	11.0	18	0
Theo Wease Jr.	2	22	11.0	16	0
AJ Henning	1	31	31.0	31	0
Jalen Reagor	1	17	17.0	17	0
TOTAL	**11**	**168**	**15.3**	**33**	**0**

INTERCEPTIONS	TOT	YDS	AVG	LONG	TD
Miles Battle	1	0	0.0	0	0

SACKS

Seth Coleman-Lyles [0.5/3.0], Matthew Butler [0.5/3.0]

GAME SUMMARY

Miami closed out the preseason with a 17-12 loss to Atlanta at Hard Rock Stadium.

The Falcons got on the scoreboard first. Quarterback Tua Tagovailoa connected with tight end Kyle Pitts Sr. for 37 yards, setting the Falcons up at Miami's 13-yard line. Running back Brian Robinson Jr. punched it in to end Atlanta's opening drive with a touchdown.

Miami's offense showed promise early in the first quarter. Quarterback Cam Miller connected with wide receiver Jalen Tolbert for 19 yards before rookie wideout Chris Bell added an 18-yard reception to help move the Dolphins into field goal range, where kicker Riley Patterson put Miami on the board with a 46 yarder to make the score 7-3.

Atlanta's next possession was cut short when inside linebacker Willie Gay Jr. recovered a fumbled snap. Miami was unable to capitalize as the series ended on a blocked 56-yard field goal attempt. Atlanta's offense was back on the move, but their progress was halted by another turnover when Robinson Jr. fumbled and ILB Jackson Woodard recovered.

Both sides traded punts to open the second quarter. Quarterback Cooper Rush then led Atlanta on a 12-play, pass-heavy march downfield, capped by a touchdown pass to tight end Jack Velling to extend Atlanta's lead to 14-3. Miami responded with a 46-yard kick return from wide receiver Jalen Reagor and drove deeper into Atlanta territory with a 16-yard pass to wideout Terrace Marshall Jr. The drive was ultimately stalled by incompletions, ending in a 45-yard field goal from Patterson.

Atlanta added another field goal before halftime, sending both teams into the locker room with the Falcons leading 17-6.

Edge Seth Coleman-Lyles and defensive lineman Matthew Butler split a sack to open the second half. Mark Gronowski entered at QB and led Miami on a productive series, highlighted by back-to-back 33 and 19-yard completions to Marshall Jr. and Tolbert, respectively. Miami pushed up to Atlanta's 1-yard line but was unable to punch it in, resulting in Patterson's third field goal of the night to narrow the gap to 17-9.

Following a pair of punts, Miles Battle came up with an interception to give Miami another opportunity. Patterson would convert a 37-yard kick to make it 17-12.

Gronowski finished 4-of-8 (50 pct.) for 97 passing yards. RB Carlos Washington Jr. led on the ground with 13 carries for 34 yards, while Marshall Jr. led in the air with 49 yards on two receptions. Defensively, ILB Tyrel Dodson led with six total tackles (three solo).

Team Statistics	Falcons	Dolphins
First Downs	15	12
3rd-Down Eff. (Made/Att/Pct)	5/13/38%	3/14/21%
4th-Down Eff. (Made/Att/Pct)	1/1/100%	1/1/100%
Total Net Yards	279	236
Total Plays	58	54
Yards Per Play	4.8	4.4
Rushes/Net Yards	24/40	25/78
Net Passing	239	158
Pass Attempts/Completions	33/26	24/11
Had Intercepted	1	0
Sacked/Yards Lost	1/6	5/10
Punts/Average	5/56.2	5/46.6
Penalties/Yards	10/78	7/35
Fumbles/Lost	2/2	2/1
Possession Time	30:25	29:35

WEEK 1

Lucas Oil Stadium

33-8

	Q1	Q2	Q3	Q4		
Miami Dolphins	0	0	0	8	—	8
Indianapolis Colts	3	17	3	10	—	33

SCORING DRIVES

TEAM	QTR	TIME	SCORING PLAY	MIA	IND
Colts	1	10:37	S.Shrader 24 yd. Field Goal (9-62, 4:23)	0	3
Colts	2	14:54	M.Pittman 27 yd. pass from D.Jones (S.Shrader kick) (14-84, 8:18)	0	10
Colts	2	12:01	D.Jones 1 yd. run (S.Shrader kick) (5-42, 2:13)	0	17
Colts	2	00:00	S.Shrader 35 yd. Field Goal (17-72, 6:46)	0	20
Colts	3	07:30	S.Shrader 28 yd. Field Goal (7-48, 3:49)	0	23
Colts	4	10:14	D.Jones 1 yd. run (S.Shrader kick) (15-69, 9:16)	0	30
Dolphins	4	06:21	D.Achane 11 yd. pass from T.Tagovailoa (T.Tagovailoa-J.Hill pass) (9-65, 3:53)	8	30
Colts	4	02:23	S.Shrader 48 yd. Field Goal (7-21, 3:58)	8	33

MIAMI DOLPHINS

PASSING	ATT	CP	YDS	SK/YD	TD	LG	INT	RTG
Tua Tagovailoa	23	14	114	3/13	1	21	2	51.7
Zach Wilson	8	5	32	0/0	0	11	0	70.8
TOTAL	**31**	**19**	**146**	**3/13**	**1**	**21**	**2**	**56.7**

RUSHING	ATT	YDS	AVG	LG	TD
De'Von Achane	7	55	7.9	26	0
Malik Washington	1	9	9.0	9	0
Tua Tagovailoa	1	7	7.0	7	0
Ollie Gordon II	2	4	2.0	3	0
Zach Wilson	1	3	3.0	3	0
TOTAL	**12**	**78**	**6.5**	**26**	**0**

RECEIVING	NO	YDS	AVG	LG	TD
Tyreek Hill	4	40	10.0	21	0
Jaylen Waddle	4	30	7.5	16	0
De'Von Achane	3	20	6.7	11t	1
Tanner Conner	2	20	10.0	14	0
Malik Washington	2	20	10.0	11	0
Dee Eskridge	1	9	9.0	9	0
Nick Westbrook-Ikhine	1	7	7.0	7	0
Alec Ingold	1	1	1.0	1	0
Ollie Gordon II	1	-1	-1.0	-1	0
TOTAL	**19**	**146**	**7.7**	**21**	**1**

INTERCEPTIONS	TOT	YDS	AVG	LONG	TD
None					

SACKS

Bradley Chubb [1.0/10.0]

INDIANAPOLIS COLTS

PASSING	ATT	CP	YDS	SK/YD	TD	LG	INT	RTG
Daniel Jones	29	22	272	1/10	1	36	0	115.9
TOTAL	**29**	**22**	**272**	**1/10**	**1**	**36**	**0**	**115.9**

RUSHING	ATT	YDS	AVG	LG	TD
Jonathan Taylor	18	71	3.9	15	0
DJ Giddens	12	41	3.4	12	0
Daniel Jones	7	26	3.7	11	2
Ashton Dulin	1	15	15.0	15	0
Tyler Warren	1	3	3.0	3	0
Ulysses Bentley IV	1	0	0.0	0	0
TOTAL	**40**	**156**	**3.9**	**15**	**2**

RECEIVING	NO	YDS	AVG	LG	TD
Tyler Warren	7	76	10.9	21	0
Michael Pittman Jr.	6	80	13.3	27t	1
Jonathan Taylor	3	27	9.0	16	0
Adonai Mitchell	2	21	10.5	18	0
Josh Downs	2	12	6.0	6	0
Alec Pierce	1	36	36.0	36	0
Mo Alie-Cox	1	20	20.0	20	0
TOTAL	**22**	**272**	**12.4**	**36**	**1**

INTERCEPTIONS	TOT	YDS	AVG	LONG	TD
Camryn Bynum	1	14	14.0	14	0
Laiatu Latu	1	6	6.0	6	0

SACKS

Nick Cross [1.0/7.0], Kenny Moore II [1.0/0.0], Samson Ebukam [1.0/6.0]

GAME RECAP

Miami traveled to Indianapolis to open the 2025 season but could not overcome turnovers and missed opportunities in the first half. Behind Colts quarterback Daniel Jones and a balanced rushing attack, Indianapolis built a commanding lead early, forcing the Dolphins to fall, 33-8, at Lucas Oil Stadium on Sunday afternoon.

The Colts set the tone early, marching down the field on their opening possession before settling for a 24-yard field goal by kicker Spencer Shrader. After an interception by safety Camryn Bynum gave the Colts the ball back in the first quarter, Jones found wide receiver Michael Pittman Jr. for a 27-yard touchdown. Jones later scored on a 1-yard QB sneak, and a Shrader field goal gave Indianapolis a 20-0 advantage going into halftime.

Miami could not get on track coming out of the half, as an interception by defensive lineman Laiatu Latu led to another Shrader field goal. After a turnover on downs, the Colts extended their lead with another rushing touchdown from Jones in the fourth quarter.

Running back De'Von Achane scored Miami's first touchdown of the season with 6:29 left in the fourth quarter. After catching a short pass from quarterback Tua Tagovailoa and turning it upfield for 11 yards, the second-year back capped the drive by powering into the end zone. Tagovailoa then connected with tight end Julian Hill on the two-point conversion. Indianapolis answered with a 48-yard field goal from Shrader for the final score of the day.

Team Statistics	Dolphins	Colts
First Downs	12	27
3rd-Down Eff. (Made/Att/Pct)	5/10/50%	7/15/47%
4th-Down Eff. (Made/Att/Pct)	1/2/50%	3/3/100%
Total Net Yards	211	418
Total Plays	46	70
Yards Per Play	4.6	6.0
Rushes/Net Yards	12/78	40/156
Net Passing	133	262
Pass Attempts/Completions	31/19	29/22
Had Intercepted	2	0
Sacked/Yards Lost	3/13	1/10
Punts/Average	1/42.0	0/0.0
Penalties/Yards	3/15	4/45
Fumbles/Lost	1/1	0/0
Possession Time	21:17	38:43

WEEK 2

Hard Rock Stadium

33-27

	Q1	Q2	Q3	Q4		
New England Patriots	12	3	8	10	—	33
Miami Dolphins	0	14	6	7	—	27

SCORING DRIVES

TEAM	QTR	TIME	SCORING PLAY	NE	MIA
Patriots	1	09:29	M.Hollins 8 yd. pass from D.Maye (kick failed, hru) (10-68, 5:31)	6	0
Patriots	1	00:49	K.Boutte 16 yd. pass from D.Maye (kick failed, wr) (11-70, 7:05)	12	0
Dolphins	2	11:19	J.Waddle 18 yd. pass from T.Tagovailoa (R.Patterson kick) (8-83, 4:30)	12	7
Patriots	2	01:56	A.Borregales 22 yd. Field Goal (15-71, 9:23)	15	7
Dolphins	2	00:33	D.Achane 29 yd. pass from T.Tagovailoa (R.Patterson kick) (6-77, 1:23)	15	14
Dolphins	3	10:41	R.Patterson 40 yd. Field Goal (7-49, 4:19)	15	17
Dolphins	3	03:37	R.Patterson 44 yd. Field Goal (9-30, 5:36)	15	20
Patriots	3	00:06	D.Maye 6 yd. run (R.Stevenson run) (5-83, 3:31)	23	20
Dolphins	4	07:18	M.Washington 74 yd. punt return (R.Patterson kick)	23	27
Patriots	4	07:06	A.Gibson 90 yd. kickoff return (A.Borregales kick) (0-0, 0:12)	30	27
Patriots	4	01:47	A.Borregales 53 yd. Field Goal (4-3, 0:25)	33	27

NEW ENGLAND PATRIOTS

PASSING	ATT	CP	YDS	SK/YD	TD	LG	INT	RTG
Drake Maye	23	19	230	3/19	2	55	0	137.3
TOTAL	**23**	**19**	**230**	**3/19**	**2**	**55**	**0**	**137.3**

RUSHING	ATT	YDS	AVG	LG	TD
Rhamondre Stevenson	11	54	4.9	21	0
Drake Maye	10	31	3.1	13	1
Antonio Gibson	5	27	5.4	15	0
TreVeyon Henderson	3	10	3.3	6	0
TOTAL	**29**	**122**	**4.2**	**21**	**1**

RECEIVING	NO	YDS	AVG	LG	TD
Rhamondre Stevenson	5	88	17.6	55	0
Stefon Diggs	4	32	8.0	10	0
Austin Hooper	3	38	12.7	22	0
TreVeyon Henderson	2	30	15.0	15	0
Kayshon Boutte	1	16	16.0	16t	1
Hunter Henry	1	9	9.0	9	0
DeMario Douglas	1	8	8.0	8	0
Mack Hollins	1	8	8.0	8t	1
Antonio Gibson	1	1	1.0	1	0
TOTAL	**19**	**230**	**12.1**	**55**	**2**

INTERCEPTIONS	TOT	YDS	AVG	LONG	TD
Marte Mapu	1	20	20.0	20	0

SACKS

Harold Landry III [1.0/2.0], Milton Williams [2.0/10.0], Robert Spillane [1.0/0.0], K'Lavon Chaisson [1.0/6.0]

MIAMI DOLPHINS

PASSING	ATT	CP	YDS	SK/YD	TD	LG	INT	RTG
Tua Tagovailoa	32	26	315	5/18	2	47	1	115.5
TOTAL	**32**	**26**	**315**	**5/18**	**2**	**47**	**1**	**115.5**

RUSHING	ATT	YDS	AVG	LG	TD
De'Von Achane	11	30	2.7	9	0
Malik Washington	3	23	7.7	18	0
Ollie Gordon II	1	8	8.0	8	0
TOTAL	**15**	**61**	**4.1**	**18**	**0**

RECEIVING	NO	YDS	AVG	LG	TD
De'Von Achane	8	92	11.5	29t	1
Tyreek Hill	6	109	18.2	47	0
Jaylen Waddle	5	68	13.6	23	1
Nick Westbrook-Ikhine	2	18	9.0	11	0
Alec Ingold	2	13	6.5	9	0
Dee Eskridge	1	8	8.0	8	0
Ollie Gordon II	1	5	5.0	5	0
Malik Washington	1	2	2.0	2	0
TOTAL	**26**	**315**	**12.1**	**47**	**2**

INTERCEPTIONS	TOT	YDS	AVG	LONG	TD
None					

SACKS

Jordyn Brooks [1.0/11.0], Bradley Chubb [1.0/3.0], Chop Robinson [1.0/5.0]

GAME RECAP

After falling behind 12-0 in the first quarter, Miami responded with a pair of touchdown passes from quarterback Tua Tagovailoa. Wide receiver Jaylen Waddle pulled in an 18-yard score in the second quarter, and running back De'Von Achane followed with a 29-yard catch-and-run touchdown just before halftime. That cut the deficit to 15-14, giving the Dolphins momentum heading into the break.

The spark carried over into the third quarter. Wide receiver Tyreek Hill hauled in a 47-yard deep ball on Miami's opening drive of the half which set up a 40-yard field goal by kicker Riley Patterson, giving the Dolphins a 17-15 lead. Patterson added another kick minutes later to stretch the margin to 20-15.

Linebacker Jordyn Brooks added to the surge with an 11-yard sack of Patriots quarterback Drake Maye as the defense forced a quick punt. New England answered late in the quarter when running back Rhamondre Stevenson hauled in a 55-yard pass that set up a 6-yard scramble by Maye for a score, giving the Patriots a 23-20 advantage.

With 7:38 remaining in the game, wide receiver Malik Washington flipped the momemtum back in Miami's favor with a 74-yard punt return touchdown to give the Dolphins a 27-23 advantage. New England was quick to respond, as return man Antonio Gibson took the ensuing kickoff 90 yards for a touchdown, swinging the lead back to New England, 30-27.

Miami's offense continued to battle. Tagovailoa connected with wide receiver Nick Westbrook-Ikhine for a pair of first downs before linebacker Marte Mapu intercepted Tagovailoa, which led to a Patriots field goal. The Dolphins had one last chance in the final minute. Achane nearly broke free on a catch-and-run before stepping out of bounds at the New England 26-yard line. Two penalties and a sack ended the drive, and the Patriots kneeled out the clock.

Team Statistics	Patriots	Dolphins
First Downs	18	16
3rd-Down Eff. (Made/Att/Pct)	7/12/58%	4/10/40%
4th-Down Eff. (Made/Att/Pct)	1/1/100%	0/2/0%
Total Net Yards	333	358
Total Plays	55	52
Yards Per Play	6.1	6.9
Rushes/Net Yards	29/122	15/61
Net Passing	211	297
Pass Attempts/Completions	23/19	32/26
Had Intercepted	0	1
Sacked/Yards Lost	3/19	5/18
Punts/Average	2/68.0	2/44.0
Penalties/Yards	12/75	10/65
Fumbles/Lost	1/0	0/0
Possession Time	33:45	26:15

WEEK 3

Highmark Stadium

31-21

	Q1	Q2	Q3	Q4		
Miami Dolphins	7	7	0	7	—	21
Buffalo Bills	7	7	7	10	—	31

SCORING DRIVES

TEAM	QTR	TIME	SCORING PLAY	MIA	BUF
Dolphins	1	08:31	O.Gordon 2 yd. run (R.Patterson kick) (10-47, 6:29)	7	0
Bills	1	04:04	D.Kincaid 20 yd. pass from J.Allen (M.Prater kick) (7-85, 4:27)	7	7
Bills	2	11:54	J.Hawes 5 yd. pass from J.Allen (M.Prater kick) (10-63, 5:30)	7	14
Dolphins	2	00:08	J.Waddle 3 yd. pass from T.Tagovailoa (R.Patterson kick) (16-71, 5:55)	14	14
Bills	3	10:23	J.Cook 2 yd. run (M.Prater kick) (8-61, 4:37)	14	21
Dolphins	4	12:18	T.Hill 5 yd. pass from T.Tagovailoa (R.Patterson kick) (9-67, 5:40)	21	21
Bills	4	07:17	K.Shakir 15 yd. pass from J.Allen (M.Prater kick) (9-65, 5:01)	21	28
Bills	4	00:22	M.Prater 48 yd. Field Goal (6-29, 2:38)	21	31

MIAMI DOLPHINS

PASSING	ATT	CP	YDS	SK/YD	TD	LG	INT	RTG
Tua Tagovailoa	34	22	146	0/0	2	19	1	81.2
TOTAL	**34**	**22**	**146**	**0/0**	**2**	**19**	**1**	**81.3**

RUSHING	ATT	YDS	AVG	LG	TD
De'Von Achane	12	62	5.2	14	0
Ollie Gordon II	9	38	4.2	16	1
Malik Washington	2	20	10.0	14	0
Tua Tagovailoa	2	10	5.0	8	0
TOTAL	**25**	**130**	**5.2**	**16**	**1**

RECEIVING	NO	YDS	AVG	LG	TD
De'Von Achane	7	29	4.1	15	0
Tyreek Hill	5	49	9.8	19	1
Jaylen Waddle	5	39	7.8	15	1
Malik Washington	3	12	4.0	5	0
Tanner Conner	1	13	13.0	13	0
Julian Hill	1	4	4.0	4	0
TOTAL	**22**	**146**	**6.6**	**19**	**2**

INTERCEPTIONS	TOT	YDS	AVG	LONG	TD
None					

SACKS

Tyrel Dodson [1.0/3.0], Bradley Chubb [1.0/7.0]

BUFFALO BILLS

PASSING	ATT	CP	YDS	SK/YD	TD	LG	INT	RTG
Josh Allen	28	22	213	2/10	3	30	0	134.1
TOTAL	**28**	**22**	**213**	**2/10**	**3**	**30**	**0**	**134.1**

RUSHING	ATT	YDS	AVG	LG	TD
James Cook III	19	108	5.7	26	1
Josh Allen	4	25	6.3	19	0
Ty Johnson	3	13	4.3	7	0
Elijah Moore	1	11	11.0	11	0
TOTAL	**27**	**157**	**5.8**	**26**	**1**

RECEIVING	NO	YDS	AVG	LG	TD
Dalton Kincaid	5	66	13.2	20t	1
Khalil Shakir	4	45	11.3	15t	1
Keon Coleman	3	20	6.7	8	0
James Cook III	3	10	3.3	5	0
Elijah Moore	2	30	15.0	30	0
Tyrell Shavers	2	24	12.0	17	0
Ty Johnson	1	8	8.0	8	0
Jackson Hawes	1	5	5.0	5t	1
Joshua Palmer	1	5	5.0	5	0
TOTAL	**22**	**213**	**9.7**	**30**	**3**

INTERCEPTIONS	TOT	YDS	AVG	LONG	TD
Terrel Bernard	1	24	24.0	24	0

SACKS

No Sacks

GAME RECAP

Miami set the tone immediately when wide receiver Dee Eskridge returned the opening kickoff 54 yards to put the Dolphins in Buffalo territory. Quarterback Tua Tagovailoa led a 10-play, 47-yard drive capped by rookie running back Ollie Gordon II's 2-yard touchdown run — the first of his NFL career. Kicker Riley Patterson added the extra point for a 7-0 lead.

Buffalo answered quickly with a 7-play, 85-yard drive capped by a tight end Dalton Kincaid touchdown. The Bills added another score on their next possession when quarterback Josh Allen connected on a shovel pass to tight end Jackson Hawes from five yards out, giving Buffalo a 14-7 advantage.

Miami's defense responded by keeping the Bills in check over the next two drives. Safety Ashtyn Davis broke up a would-be touchdown in the end zone, and linebacker Bradley Chubb recorded his third sack in as many games at the 6:53 mark of the second quarter. That stop forced Buffalo into a field goal try, which kicker Matt Prater missed wide left.

The Dolphins capitalized just before halftime with their most sustained march of the afternoon — a 16-play, 71-yard drive that chewed nearly six minutes off the clock. Wide receiver Tyreek Hill converted a third down with a 19-yard grab, and Tagovailoa capped the series with a 3-yard touchdown pass to wide receiver Jaylen Waddle, tying the game at 14 heading into the break.

Buffalo regained momentum to start the second half. Running back James Cook finished an 8-play, 61-yard drive with a 2-yard rushing score to give the Bills a 21-14 advantage. Miami went three-and-out on its first two possessions of the half before finally breaking through again. Tagovailoa connected with Waddle on a fourth-and short for 15 yards to extend the drive, which running back De'Von Achane followed with a 14-yard rush. On the next play, Tagovailoa lofted a 7-yard touchdown pass to Hill in the back corner of the end zone, tying the score once more at 21-21.

On the next drive, the Miami defense forced the Bills to punt, but a penalty on the ensuing play resulted in a first down for Buffalo. A few plays later, Allen found wide receiver Khalil Shakir for a 15-yard touchdown, swinging the lead back in Buffalo's favor, 28-21, early in the fourth quarter.

Miami's hopes of a comeback were stalled with a linebacker Terrell Bernard interception, giving Buffalo the ball back with 3:06 left in the contest. A Prater field goal marked the final scoring play of the night, giving the Bills a 31-28 lead with less than a minute to play. The Dolphins' final drive ended as time expired.

Team Statistics	Dolphins	Bills
First Downs	19	23
3rd-Down Eff. (Made/Att/Pct)	10/15/67%	6/11/55%
4th-Down Eff. (Made/Att/Pct)	1/1/100%	0/0/0%
Total Net Yards	276	360
Total Plays	59	57
Yards Per Play	4.7	6.3
Rushes/Net Yards	25/130	27/157
Net Passing	146	203
Pass Attempts/Completions	34/22	28/22
Had Intercepted	1	0
Sacked/Yards Lost	0/0	2/10
Punts/Average	4/50.0	2/47.5
Penalties/Yards	6/57	3/35
Fumbles/Lost	1/0	2/0
Possession Time	28:13	31:47

WEEK 4

Hard Rock Stadium

27-21

	Q1	Q2	Q3	Q4		
New York Jets	0	3	7	11	—	21
Miami Dolphins	3	7	14	3	—	27

SCORING DRIVES

TEAM	QTR	TIME	SCORING PLAY	NYJ	MIA
Dolphins	1	10:51	R.Patterson 47 yd. Field Goal (10-37, 4:09)	0	3
Dolphins	2	09:20	D.Waller 4 yd. pass from T.Tagovailoa (R.Patterson kick) (15-96, 8:40)	0	10
Jets	2	00:00	N.Folk 58 yd. Field Goal (10-44, 1:52)	3	10
Dolphins	3	11:33	D.Waller 9 yd. pass from T.Tagovailoa (R.Patterson kick) (6-36, 3:20)	3	17
Jets	3	09:23	J.Fields 43 yd. run (N.Folk kick) (4-52, 2:10)	10	17
Dolphins	3	05:20	D.Achane 9 yd. run (R.Patterson kick) (7-68, 4:03)	10	24
Jets	4	13:09	N.Folk 50 yd. Field Goal (6-31, 3:15)	13	24
Dolphins	4	03:33	R.Patterson 36 yd. Field Goal (8-56, 3:29)	13	27
Jets	4	01:49	G.Wilson 23 yd. pass from J.Fields (J.Fields run) (7-61, 1:44)	21	27

NEW YORK JETS

PASSING	ATT	CP	YDS	SK/YD	TD	LG	INT	RTG
Justin Fields	27	20	226	2/19	1	28	0	111.0
TOTAL	27	20	226	2/19	1	28	0	111.0

RUSHING	ATT	YDS	AVG	LG	TD
Breece Hall	14	81	5.8	23	0
Justin Fields	7	81	11.6	43t	1
Braelon Allen	4	26	6.5	15	0
Isaiah Davis	3	9	3.0	6	0
TOTAL	28	197	7.0	43t	1

RECEIVING	NO	YDS	AVG	LG	TD
Garrett Wilson	6	82	13.7	23t	1
Mason Taylor	5	65	13.0	27	0
Breece Hall	5	30	6.0	8	0
Isaiah Davis	2	18	9.0	14	0
Jeremy Ruckert	1	23	23.0	12	0
Allen Lazard	1	8	8.0	8	0
TOTAL	20	226	11.3	27	1

INTERCEPTIONS	TOT	YDS	AVG	LONG	TD
None					

SACKS

No Sacks

MIAMI DOLPHINS

PASSING	ATT	CP	YDS	SK/YD	TD	LG	INT	RTG
Tua Tagovailoa	25	17	177	0/0	2	28	0	114.9
TOTAL	25	17	177	0/0	2	28	0	114.9

RUSHING	ATT	YDS	AVG	LG	TD
De'Von Achane	20	99	5.0	21	1
Ollie Gordon II	6	10	1.7	7	0
Malik Washington	2	8	4.0	8	0
Tua Tagovailoa	3	6	2.0	5	0
TOTAL	31	123	4.0	21	1

RECEIVING	NO	YDS	AVG	LG	TD
Tyreek Hill	6	67	11.2	28	0
Jaylen Waddle	3	48	16.0	25	0
Darren Waller	3	27	9.0	14	2
Malik Washington	2	13	6.5	9	0
Julian Hill	1	19	19.0	19	0
De'Von Achane	1	2	2.0	2	0
Nick Westbrook-Ikhine	1	1	1.0	1	0
TOTAL	17	177	10.4	28	2

INTERCEPTIONS	TOT	YDS	AVG	LONG	TD
None					

SACKS

Tyrel Dodson [1.0/17.0], Rasul Douglas [1.0/2.0]

GAME RECAP

The Miami Dolphins earned their first win of the season on Monday night, forcing three turnovers while leaning on tight end Darren Waller in a 27-21 victory over the New York Jets (0-4) at Hard Rock Stadium. The win extended Miami's home dominance over the Jets, who haven't won in Hard Rock Stadium since 2015.

Miami set the tone immediately when wide receiver Malik Washington returned the opening kickoff 34 yards. Quarterback Tua Tagovailoa led a 10-play drive capped by a 47-yard Riley Patterson field goal to give Miami a 3-0 lead.

The Jets responded with a lengthy march inside the Miami red zone, but cornerback Jack Jones delivered a critical takeaway, stripping running back Braelon Allen at the 1-yard line with 3:06 left in the first quarter. Safety Minkah Fitzpatrick recovered the football to preserve the lead.

Tagovailoa and the offense capitalized with their longest possession of the game — a 15-play, 96-yard drive that lasted 8:40. On fourth down from the Jets' 4-yard line, Tagovailoa lofted a high pass to Waller in the back of the end zone, who outleaped his defender for his first touchdown since Oct. 22, 2023. It was his first score in a Dolphins uniform and raised Miami's lead to 10-0.

New York again threatened on its next drive, but the Dolphins' defense came up big. Linebacker Tyrel Dodson blitzed on fourth down and knocked the ball free from Jets quarterback Justin Fields. Linebacker Jaelan Phillips recovered it to give Miami its second takeaway of the night. The Jets managed to get on the board before halftime with a 58-yard field goal by kicker Nick Folk, trimming the margin to 10-3 at the break.

The defense struck again to open the second half when rookie safety Dante Trader Jr. forced and recovered a fumble on the kickoff return, Miami's third takeaway of the game. Big gains from Tyreek Hill and De'Von Achane pushed the Dolphins into the red zone, and Tagovailoa once again turned to his new weapon. Waller hauled in his second touchdown of the night, capping a six-play, 36-yard drive to make it 17-3.

Fields provided a quick answer, scrambling 43 yards for a touchdown to bring the Jets within seven, but Miami countered immediately. Tagovailoa connected with wide receiver Jaylen Waddle twice on the next series before Achane powered through multiple tackles on a 9-yard touchdown run, restoring a two-score lead at 24-10.

Patterson later added a 36-yard field goal to extend the advantage to 27-13 with 3:33 remaining in the contest. The Jets closed the gap on a 23-yard touchdown catch by wide receiver Garrett Wilson and a successful two-point conversion to bring the score to 27-21, but Waller — once again making his presence felt — secured the ensuing onside kick and Miami's defense closed it out.

Team Statistics	Jets	Dolphins
First Downs	23	19
3rd-Down Eff. (Made/Att/Pct)	4/9/44%	4/12/33%
4th-Down Eff. (Made/Att/Pct)	1/2/50%	1/1/100%
Total Net Yards	404	300
Total Plays	57	56
Yards Per Play	7.1	5.4
Rushes/Net Yards	28/197	31/123
Net Passing	207	177
Pass Attempts/Completions	27/20	25/17
Had Intercepted	0	0
Sacked/Yards Lost	2/19	0/0
Punts/Average	2/42.0	4/48.0
Penalties/Yards	13/101	6/40
Fumbles/Lost	3/3	2/0
Possession Time	29:12	30:48

WEEK 5

Bank of America Stadium

27-24

	Q1	Q2	Q3	Q4		
Miami Dolphins	3	14	0	7	—	24
Carolina Panthers	0	10	3	14	—	27

SCORING DRIVES

TEAM	QTR	TIME	SCORING PLAY	MIA	CAR
Dolphins	1	09:03	R.Patterson 43 yd. Field Goal (11-48, 5:57)	3	0
Dolphins	2	14:55	D.Achane 10 yd. pass from T.Tagovailoa (R.Patterson kick) (14-58, 6:36)	10	0
Dolphins	2	10:48	D.Waller 4 yd. pass from T.Tagovailoa (R.Patterson kick) (5-49, 3:13)	17	0
Panthers	2	03:24	X.Legette 7 yd. pass from B.Young (R.Fitzgerald kick) (12-76, 7:24)	17	7
Panthers	2	00:00	R.Fitzgerald 35 yd. Field Goal (11-59, 1:47)	17	10
Panthers	3	12:15	R.Fitzgerald 49 yd. Field Goal (5-39, 2:45)	17	13
Panthers	4	06:10	R.Dowdle 1 yd. run (R.Fitzgerald kick) (7-85, 4:02)	17	20
Dolphins	4	04:42	J.Waddle 46 yd. pass from T.Tagovailoa (R.Patterson kick) (3-57, 1:28)	24	20
Panthers	4	01:59	M.Evans 4 yd. pass from B.Young (R.Fitzgerald kick) (8-83, 2:43)	24	27

MIAMI DOLPHINS

PASSING	ATT	CP	YDS	SK/YD	TD	LG	INT	RTG
Tua Tagovailoa	36	27	256	3/27	3	46t	0	122.0
TOTAL	36	27	256	3/27	3	46t	0	122.0

RUSHING	ATT	YDS	AVG	LG	TD
De'Von Achane	10	16	1.6	6	0
Tua Tagovailoa	1	5	5.0	5	0
Ollie Gordon II	3	-2	-0.7	3	0
TOTAL	14	19	1.4	6	0

RECEIVING	NO	YDS	AVG	LG	TD
Jaylen Waddle	6	110	18.3	46t	1
De'Von Achane	6	30	5.0	10t	1
Darren Waller	5	78	15.6	34	1
Julian Hill	4	22	5.5	8	0
Malik Washington	4	0	0.0	8	0
Tanner Conner	2	16	8.0	15	0
TOTAL	27	256	9.5	46t	3

INTERCEPTIONS	TOT	YDS	AVG	LONG	TD
Minkah Fitzpatrick	1	7	7.0	7	0

SACKS

Jordyn Brooks [0.5/0.0], Jaelan Phillips [1.0/9.0], Bradley Chubb [1.0/10.0], Kenneth Grant [0.5/0.0]

CAROLINA PANTHERS

PASSING	ATT	CP	YDS	SK/YD	TD	LG	INT	RTG
Bryce Young	30	19	198	3/19	2	29	1	90.7
TOTAL	30	19	198	3/19	2	29	1	90.7

RUSHING	ATT	YDS	AVG	LG	TD
Rico Dowdle	23	206	9.0	53	1
Trevor Etienne	4	22	5.5	12	0
Jimmy Horn Jr.	2	10	5.0	5	0
Bryce Young	3	1	0.3	4	0
TOTAL	32	239	7.5	53	1

RECEIVING	NO	YDS	AVG	LG	TD
Tetairoa McMillan	6	73	12.2	29	0
Rico Dowdle	3	28	9.3	13	0
Xavier Legette	2	31	15.5	24	1
Jimmy Horn Jr.	2	21	10.5	17	0
James Mitchell	1	11	11.0	11	0
Brycen Tremayne	1	9	9.0	9	0
Trevor Etienne	1	7	7.0	7	0
Hunter Renfrow	1	7	7.0	7	0
Tommy Tremble	1	7	7.0	7	0
Mitchell Evans	1	4	4.0	4t	1
TOTAL	19	198	10.4	29	2

INTERCEPTIONS	TOT	YDS	AVG	LONG	TD
None					

SACKS

A'Shawn Robinson [1.0/10.0], Derrick Brown [1.0/10.0], Pat Jones II [1.0/7.0]

GAME RECAP

Miami started the game strong, as quarterback Tua Tagovailoa led an 11-play, 48-yard drive that chewed up nearly six minutes of clock, highlighted by a 34-yard completion to tight end Darren Waller. Kicker Riley Patterson capped the series with a 43-yard field goal to put Miami ahead, 3-0.

Moments later, linebacker Bradley Chubb swung momentum further in the Dolphins' favor. At the 6:37 mark of the first quarter, Chubb strip-sacked Panthers quarterback Bryce Young at the Miami 36-yard line and recovered the fumble himself — the team's fourth recovery in the last five quarters.

Tagovailoa turned the takeaway into points. He orchestrated a 14-play, 58-yard march that ended with a 10-yard touchdown pass to running back De'Von Achane in the back right corner of the end zone, extending Miami's lead to 10-0 early in the second quarter.

Carolina's next drive stalled when safety Minkah Fitzpatrick intercepted Young at the Miami 44-yard line. The pick from Fitzpatrick marked his first of the season and set up a short field for the offense. Tagovailoa capitalized again, connecting with Waller on a 21-yard strike to move Miami into the red zone. Tagovailoa found Waller up the middle for a 4-yard touchdown to extend Miami's lead, 17-0.

The Panthers responded late in the half. A touchdown from wide receiver Xavier Legette and a 35-yard field goal from kicker Ryan Fitzgerald made it 17-10 at halftime.

Carolina opened the second half with a promising drive, but Miami's defense held firm. On third down, linebacker Jaelan Phillips burst through the line and sacked Young for a 9-yard loss, forcing the Panthers to settle for a 49-yard field goal that cut the Dolphins' lead to 17-13 with 12:35 remaining in the third quarter. Linebacker Jordyn Brooks and defensive tackle Kenneth Grant split a sack with 57 seconds remaining, forcing Carolina to punt as the entered the final quarter.

The Panthers responded with a 7-play, 85-yard scoring drive, led by running back Rico Dowdle. His 1-yard touchdown run gave Carolina a 20-17 lead with 6:10 left to play.

Miami answered immediately. Wideout Malik Washington returned the kickoff 40 yards to near midfield, then three plays later, Tagovailoa found wide receiver Jaylen Waddle racing downfield for a 46-yard touchdown. Patterson's extra point reclaimed the lead, 24-20, with 4:50 left in the contest.

Carolina responded with an 8-play, 83-yard scoring drive that ended in a touchdown pass to tight end Mitchell Evans, giving the Panthers a 27-24 lead with 2:03 left in the game. Miami could not capitalize on the ensuing possession, sealing Carolina's victory.

Team Statistics	Dolphins	Panthers
First Downs	15	26
3rd-Down Eff. (Made/Att/Pct)	5/13/38%	5/11/45%
4th-Down Eff. (Made/Att/Pct)	1/1/100%	2/2/100%
Total Net Yards	248	418
Total Plays	53	65
Yards Per Play	4.7	6.4
Rushes/Net Yards	14/19	32/239
Net Passing	229	179
Pass Attempts/Completions	36/27	30/19
Had Intercepted	0	1
Sacked/Yards Lost	3/27	3/19
Punts/Average	6/52.0	3/53.7
Penalties/Yards	9/64	8/46
Fumbles/Lost	0/0	1/1
Possession Time	28:46	31:14

WEEK 6

Hard Rock Stadium

29-27

	Q1	Q2	Q3	Q4		
Los Angeles Chargers	6	3	14	6	—	29
Miami Dolphins	7	6	0	14	—	27

SCORING DRIVES

TEAM	QTR	TIME	SCORING PLAY	LAC	MIA
Chargers	1	07:52	C.Dicker 35 yd. Field Goal (11-42, 6:14)	3	0
Dolphins	1	04:03	D.Achane 49 yd. run (R.Patterson kick) (1-49, 0:08)	3	7
Chargers	1	00:35	C.Dicker 31 yd. Field Goal (7-55, 3:28)	6	7
Chargers	2	08:39	C.Dicker 29 yd. Field Goal (6-42, 3:18)	9	7
Dolphins	2	04:30	R.Patterson 47 yd. Field Goal (8-36, 4:09)	9	10
Dolphins	2	00:00	R.Patterson 27 yd. Field Goal (9-73, 1:38)	9	13
Chargers	3	07:26	L.McConkey 5 yd. pass from J.Herbert (C.Dicker kick) (13-72, 7:34)	16	13
Chargers	3	03:55	K.Vidal 7 yd. pass from J.Herbert (C.Dicker kick) (4-37, 1:59)	23	13
Chargers	4	12:47	C.Dicker 35 yd. Field Goal (9-62, 4:34)	26	13
Dolphins	4	07:56	D.Achane 4 yd. run (R.Patterson kick) (9-69, 4:51)	26	20
Dolphins	4	00:46	D.Waller 7 yd. pass from T.Tagovailoa (R.Patterson kick) (13-82, 5:33)	26	27
Chargers	4	00:05	C.Dicker 33 yd. Field Goal (6-44, 0:41)	29	27

LOS ANGELES CHARGERS

PASSING	ATT	CP	YDS	SK/YD	TD	LG	INT	RTG
Justin Herbert	38	29	264	1/1	2	42	0	112.2
TOTAL	**38**	**29**	**264**	**1/1**	**2**	**42**	**0**	**112.2**

RUSHING	ATT	YDS	AVG	LG	TD
Kimani Vidal	18	124	6.9	38	0
Hassan Haskins	6	14	2.3	10	0
Justin Herbert	1	2	2.0	2	0
TOTAL	**25**	**140**	**5.6**	**38**	**0**

RECEIVING	NO	YDS	AVG	LG	TD
Ladd McConkey	7	100	14.3	42	1
Oronde Gadsden	7	68	9.7	21	0
Keenan Allen	4	27	6.8	9	0
Tre' Harris	4	27	6.8	8	0
Kimani Vidal	3	14	4.7	7t	1
Will Dissly	2	18	9.0	14	0
Hassan Haskins	1	9	9.0	9	0
KeAndre Lambert-Smith	1	1	1.0	1	0
TOTAL	**29**	**264**	**9.1**	**42**	**2**

INTERCEPTIONS	TOT	YDS	AVG	LONG	TD
Derwin James Jr.	1	21	21.0	21	0
Tony Jefferson	1	2	2.0	2	0
Benjamin St-Juste	1	0	0.0	0	0

SACKS
Odafe Oweh [1.0/1.0], Tuli Tuipulotu [1.0/8.0]

MIAMI DOLPHINS

PASSING	ATT	CP	YDS	SK/YD	TD	LG	INT	RTG
Tua Tagovailoa	32	21	205	2/9	1	45	3	54.8
Jaylen Waddle	1	1	8	0/0	0	8	0	100.0
TOTAL	**33**	**22**	**213**	**2/9**	**1**	**45**	**3**	**56.8**

RUSHING	ATT	YDS	AVG	LG	TD
De'Von Achane	16	128	8.0	49t	2
Tua Tagovailoa	1	4	4.0	4	0
Alec Ingold	1	3	3.0	3	0
Ollie Gordon II	2	1	0.5	3	0
Malik Washington	1	1	1.0	1	0
TOTAL	**21**	**137**	**6.5**	**49t**	**2**

RECEIVING	NO	YDS	AVG	LG	TD
Jaylen Waddle	6	95	15.8	45	0
De'Von Achane	4	22	5.5	10	0
Malik Washington	4	22	5.5	9	0
Julian Hill	3	31	10.3	14	0
Darren Waller	2	12	6.0	7t	1
Alec Ingold	1	22	22.0	22	0
Tanner Conner	1	8	8.0	8	0
Ollie Gordon II	1	1	1.0	1	0
TOTAL	**22**	**213**	**9.7**	**45**	**1**

INTERCEPTIONS	TOT	YDS	AVG	LONG	TD
None					

SACKS
Kenneth Grant [1.0/1.0]

GAME RECAP

Miami started strong with wide receiver Malik Washington returning the opening kickoff 45 yards, but on the second play from scrimmage, a pass deflected off wide receiver Jaylen Waddle's hands into the arms of Chargers safety Tony Jefferson for an interception. Defensive tackle Kenneth Grant recorded the first full sack of his career in the red zone, forcing the Chargers to settle for a 35-yard field goal by Dicker.

Following a Dolphins punt on the ensuing drive, the Miami defense continued its early surge. Cornerback Rasul Douglas forced a fumble at midfield, which was recovered by linebacker Jordyn Brooks at the Chargers' 49-yard line. On the next play, running back De'Von Achane took the handoff, bounced to the right sideline and sprinted 49 yards untouched for a touchdown, giving Miami a 7-3 lead. The Chargers added a 31-yard Dicker field goal late in the first quarter to trim the margin to 7-6.

The second quarter featured a series of lead changes, as both teams exchanged field goals to make it 10-9 Miami with 4:09 left in the half. Tagovailoa led a crisp two-minute drill, connecting with Waddle for a 45-yard strike down the left sideline to the Chargers' 17-yard line with 46 seconds remaining. A 27-yard field goal from kicker Riley Patterson extended Miami's lead, 13-9, going into halftime.

After the break, Chargers quarterback Justin Herbert directed a 13-play, 72-yard drive capped off by a 5-yard touchdown to wide receiver Ladd McConkey, putting the Bolts ahead 16-13. On Miami's next series, Chargers cornerback Benjamin St-Juste intercepted a pass at the Miami 37-yard line, which led to a touchdown catch from running back Kimani Vidal to extend their lead, 23-13, with 3:55 left in the quarter.

A 35-yard field goal by Dicker made it 26-13 in the fourth quarter, but Miami punched back. Tagovailoa targeted five different Dolphins before Achane finished a 9-play, 69-yard drive with a 4-yard scoring run, pulling Miami within one score, 26-20.

After a defensive stop, Tagovailoa led a 13-play, 82-yard scoring drive capped by a tight end Darren Waller score to give Miami the lead, 27-26, with 46 seconds to play. The Chargers made their way into field goal range after a 42-yard catch from McConkey, and Dicker drilled a 33-yard field goal in the final seconds for the decisive score, 29-27.

Team Statistics	Chargers	Dolphins
First Downs	20	19
3rd-Down Eff. (Made/Att/Pct)	6/15/40%	5/11/45%
4th-Down Eff. (Made/Att/Pct)	1/1/100%	0/0/0%
Total Net Yards	403	341
Total Plays	64	56
Yards Per Play	6.3	6.1
Rushes/Net Yards	25/140	21/137
Net Passing	263	204
Pass Attempts/Completions	38/29	33/22
Had Intercepted	0	3
Sacked/Yards Lost	1/1	2/9
Punts/Average	2/47.0	2/55.5
Penalties/Yards	7/45	4/45
Fumbles/Lost	2/1	0/0
Possession Time	34:19	25:41

WEEK 7

Huntington Bank Field

31-6

	Q1	Q2	Q3	Q4		
Miami Dolphins	0	6	0	0	—	6
Cleveland Browns	3	14	7	7	—	31

SCORING DRIVES

TEAM	QTR	TIME	SCORING PLAY	MIA	CLE
Browns	1	02:17	A.Szmyt 30 yd. Field Goal (11-57, 6:43)	0	3
Dolphins	2	14:14	R.Patterson 33 yd. Field Goal (6-62, 3:03)	3	3
Browns	2	11:19	Q.Judkins 46 yd. run (A.Szmyt kick) (5-83, 2:55)	3	10
Browns	2	06:03	Q.Judkins 3 yd. run (A.Szmyt kick) (10-46, 5:10)	3	17
Dolphins	2	00:00	R.Patterson 26 yd. Field Goal (9-32, 2:53)	6	17
Browns	3	14:48	T.Campbell 34 yd. interception return (A.Szmyt kick)	6	24
Browns	4	10:56	Q.Judkins 2 yd. run (A.Szmyt kick) (1-2, 0:03)	6	31

MIAMI DOLPHINS

PASSING	ATT	CP	YDS	SK/YD	TD	LG	INT	RTG
Tua Tagovailoa	23	12	100	2/13	0	28	3	24.1
Quinn Ewers	8	5	53	2/20	0	40	0	81.8
TOTAL	**31**	**17**	**153**	**4/33**	**0**	**40**	**3**	**28.8**

RUSHING	ATT	YDS	AVG	LG	TD
De'Von Achane	13	82	6.3	46	0
Ollie Gordon II	5	11	2.2	8	0
Tua Tagovailoa	3	6	2.0	6	0
Quinn Ewers	1	0	0.0	0	0
TOTAL	**22**	**99**	**4.5**	**46**	**0**

RECEIVING	NO	YDS	AVG	LG	TD
Malik Washington	5	30	6.0	14	0
De'Von Achane	3	16	5.3	16	0
Nick Westbrook-Ikhine	3	16	5.3	11	0
Dee Eskridge	2	45	22.5	40	0
Tanner Conner	1	28	28.0	28	0
Jaylen Waddle	1	15	15.0	15	0
Ollie Gordon II	1	2	2.0	2	0
Julian Hill	1	1	1.0	1	0
TOTAL	**17**	**153**	**9.0**	**40**	**0**

INTERCEPTIONS	TOT	YDS	AVG	LONG	TD
None					

SACKS

Tyrel Dodson [1.0/7.0], Jaelan Phillips [1.0/7.0]

CLEVELAND BROWNS

PASSING	ATT	CP	YDS	SK/YD	TD	LG	INT	RTG
Dillon Gabriel	18	13	116	2/14	0	23	0	89.1
TOTAL	**18**	**13**	**116**	**2/14**	**0**	**23**	**0**	**89.1**

RUSHING	ATT	YDS	AVG	LG	TD
Quinshon Judkins	25	84	3.4	46t	3
Dillon Gabriel	4	12	3.0	6	0
Dylan Sampson	3	8	2.7	4	0
Jerome Ford	1	0	0.0	0	0
TOTAL	**33**	**104**	**3.2**	**46t**	**3**

RECEIVING	NO	YDS	AVG	LG	TD
Harold Fannin Jr.	4	36	9.0	19	0
Malachi Corley	2	17	8.5	17	0
Jerry Jeudy	2	17	8.5	16	0
Jerome Ford	2	10	5.0	9	0
Jamari Thrash	1	23	23.0	23	0
Dylan Sampson	1	9	9.0	9	0
Blake Whiteheart	1	4	4.0	4	0
TOTAL	**13**	**116**	**8.9**	**23**	**0**

INTERCEPTIONS	TOT	YDS	AVG	LONG	TD
Tyson Campbell	1	34	34.0	34	1
Ronnie Hickman	1	16	16.0	16	0
Rayshawn Jenkins	1	9	9.0	9	0

SACKS

Jerome Baker [1.0/10.0], Grant Delpit [1.0/6.0], Myles Garrett [1.0/7.0], Donovan McMillon [1.0/10.0]

GAME RECAP

The Miami Dolphins battled against an aggressive Cleveland defense on a rainy Sunday afternoon at Huntington Bank Field but came up short, falling 31–6 in Week 7.

Miami's defense started strong, forcing a three-and-out on Cleveland's first possession and limiting quarterback Dillon Gabriel to short completions. On offense, running back De'Von Achane's 46-yard burst on the Dolphins' second possession set up kicker Riley Patterson for a 33-yard field goal that tied the score at 3–3 early in the second quarter.

Cleveland responded with an 83-yard drive capped by a 46-yard rushing touchdown from rookie running back Quinshon Judkins to take a 10–3 lead. The Browns capitalized again following a short field, as a Judkins touchdown extended their lead to 17–3. Miami's offense regrouped late in the quarter, highlighted by another long run from Achane that set up a 26-yard Patterson field goal. The kick trimmed the deficit to 17–6 heading into halftime.

The first play of the second half shifted momentum. A short pass on Miami's opening snap was intercepted and returned 34 yards for a touchdown, extending Cleveland's advantage to 24–6.

Despite the early setback, Miami continued to compete on both sides of the ball. The defense forced consecutive punts behind solid open-field tackling, while Achane remained productive on the ground and eclipsed 80 rushing yards for the third time this season, averaging more than six yards per carry.

Early in the fourth quarter, Cleveland capitalized on a short field for Judkins' third score of the day, extending the lead to 31–6. Rookie quarterback Quinn Ewers entered the game for Miami's final two possessions, finishing 5-of-8 passing (62.5 avg.) for 53 yards. His 40-yard completion to wide receiver Dee Eskridge highlighted the Dolphins' closing drive before time expired.

Team Statistics	Dolphins	Browns
First Downs	12	15
3rd-Down Eff. (Made/Att/Pct)	1/13/8%	4/11/36%
4th-Down Eff. (Made/Att/Pct)	2/4/50%	0/0/0%
Total Net Yards	219	206
Total Plays	57	53
Yards Per Play	3.8	3.9
Rushes/Net Yards	22/99	33/104
Net Passing	120	102
Pass Attempts/Completions	31/17	18/13
Had Intercepted	3	0
Sacked/Yards Lost	4/33	2/14
Punts/Average	4/47.3	6/43.0
Penalties/Yards	11/103	5/37
Fumbles/Lost	6/1	1/0
Possession Time	28:15	31:45

WEEK 8

Mercedes-Benz Stadium

34-10

	Q1	Q2	Q3	Q4		
Miami Dolphins	7	10	7	10	—	34
Atlanta Falcons	0	3	0	7	—	10

SCORING DRIVES

TEAM	QTR	TIME	SCORING PLAY	MIA	ATL
Dolphins	1	02:33	D.Achane 3 yd. pass from T.Tagovailoa (R.Patterson kick) (13-79, 8:33)	7	0
Falcons	2	12:59	J.Romo 45 yd. Field Goal (9-43, 4:34)	7	3
Dolphins	2	06:14	R.Patterson 34 yd. Field Goal (5-25, 2:16)	10	3
Dolphins	2	00:11	M.Washington 9 yd. pass from T.Tagovailoa (R.Patterson kick) (10-82, 4:29)	17	3
Dolphins	3	04:18	J.Waddle 43 yd. pass from T.Tagovailoa (R.Patterson kick) (10-84, 6:05)	24	3
Dolphins	4	13:28	O.Gordon 20 yd. pass from T.Tagovailoa (R.Patterson kick) (7-41, 4:06)	31	3
Dolphins	4	08:36	R.Patterson 36 yd. Field Goal (5-20, 2:20)	34	3
Falcons	4	05:01	T.Allgeier 6 yd. run (J.Romo kick) (11-65, 3:35)	34	10

MIAMI DOLPHINS

PASSING	ATT	CP	YDS	SK/YD	TD	LG	INT	RTG
Tua Tagovailoa	26	20	205	1/8	4	43t	0	138.6
Zach Wilson	1	1	0	0/0	0	0	0	79.2
TOTAL	**27**	**21**	**205**	**1/8**	**4**	**43t**	**0**	**137.9**

RUSHING	ATT	YDS	AVG	LG	TD
De'Von Achane	18	67	3.7	12	0
Ollie Gordon II	10	46	4.6	13	0
Jaylen Wright	9	28	3.1	7	0
TOTAL	**37**	**141**	**3.8**	**13**	**0**

RECEIVING	NO	YDS	AVG	LG	TD
Jaylen Waddle	5	99	19.8	43t	1
De'Von Achane	5	24	4.8	10	1
Malik Washington	4	36	9.0	17	1
Tanner Conner	2	6	3.0	5	0
Ollie Gordon II	1	20	20.0	20t	1
Nick Westbrook-Ikhine	1	18	18.0	18	0
Cedrick Wilson Jr.	1	2	2.0	2	0
Alec Ingold	1	0	0.0	0	0
Jaylen Wright	1	0	0.0	0	0
TOTAL	**21**	**205**	**9.8**	**43t**	**4**

INTERCEPTIONS	TOT	YDS	AVG	LONG	TD
None					

SACKS

Jordyn Brooks [1.0/5.0]

ATLANTA FALCONS

PASSING	ATT	CP	YDS	SK/YD	TD	LG	INT	RTG
Kirk Cousins	31	21	173	1/5	0	25	0	81.8
TOTAL	**31**	**21**	**173**	**1/5**	**0**	**25**	**0**	**81.8**

RUSHING	ATT	YDS	AVG	LG	TD
Bijan Robinson	9	25	2.8	7	0
Nathan Carter	2	14	7.0	12	0
Tyler Allgeier	4	4	1.0	6t	1
Kirk Cousins	2	2	1.0	3	0
TOTAL	**17**	**45**	**2.6**	**12**	**1**

RECEIVING	NO	YDS	AVG	LG	TD
Kyle Pitts Sr.	9	59	6.6	24	0
KhaDarel Hodge	3	31	10.3	16	0
Bijan Robinson	3	23	7.7	17	0
David Sills V	2	14	7.0	12	0
Tyler Allgeier	2	10	5.0	6	0
Casey Washington	1	25	25.0	25	0
Darnell Mooney	1	11	11.0	11	0
TOTAL	**21**	**173**	**8.2**	**25**	**0**

INTERCEPTIONS	TOT	YDS	AVG	LONG	TD
None					

SACKS

Dee Alford [1.0/8.0]

GAME RECAP

The Miami Dolphins earned their first road victory of the season Sunday afternoon at Mercedes-Benz Stadium, defeating the Atlanta Falcons 34-10 behind a balanced offensive effort and a stingy defensive performance.

After both teams traded punts to open the game, Miami's offense found its rhythm on its second possession. Quarterback Tua Tagovailoa completed a 17-yard pass to wide receiver Malik Washington, then mixed in runs by running back De'Von Achane and running back Ollie Gordon II to move deep into Falcons territory. Tagovailoa capped the 13-play, 79-yard drive with a 3-yard touchdown pass to Achane with 2:38 remaining in the first quarter. Kicker Riley Patterson's extra point gave the Dolphins a 7-0 lead.

Atlanta answered early in the second quarter with a 45-yard field goal by kicker John Parker Romo, but Miami's defense forced a three-and-out on the next Falcons possession. After Atlanta punted from their own 8-yard line, the Dolphins capitalized on the short field with a 34-yard Patterson field goal to extend the lead to 10-3.

With less than five minutes remaining in the half, Tagovailoa orchestrated one of Miami's best drives of the season – a 10-play, 82-yard march highlighted by completions to Washington, wide receiver Jaylen Waddle and wide receiver Nick Westbrook-Ikhine. Rolling left, Tagovailoa found Washington open in the front corner of the end zone for a 9-yard touchdown with 11 seconds remaining in the half. Patterson's PAT made it 17-3 at halftime.

Miami's defense opened the second half with another timely play. At 10:31 in the third quarter, linebacker Tyrel Dodson recovered a fumble after Falcons running back Bijan Robinson lost control of the ball inside the red zone. The Dolphins capitalized on the turnover, as Tagovailoa connected with Waddle on a slant route over the middle. Waddle cut upfield and sprinted into the end zone for a 43-yard touchdown with 4:26 remaining in the quarter, extending Miami's lead to 24-3.

Early in the fourth quarter, Miami kept its momentum. Achane picked up key yards on the ground before Tagovailoa dumped a short pass to Gordon, who weaved up the left sideline for a 20-yard touchdown – the first touchdown reception of his career – giving Miami a 31-3 advantage.

On Atlanta's next drive, the Falcons faced a 4th-and-7 from their own 39-yard line. Quarterback Kirk Cousins completed a short pass to tight end Kyle Pitts for two yards, but safety Ifeatu Melifonwu made the stop short of the marker to force a turnover on downs.

Miami converted the field position into a 36-yard Patterson field goal, stretching the advantage to 34-3. Atlanta added a late 6-yard touchdown run from running back Tyler Allgeier, but the Dolphins closed out the 34-10 win comfortably.

Team Statistics	Dolphins	Falcons
First Downs	24	11
3rd-Down Eff. (Made/Att/Pct)	6/13/46%	2/11/18%
4th-Down Eff. (Made/Att/Pct)	1/2/50%	2/4/50%
Total Net Yards	338	213
Total Plays	65	49
Yards Per Play	5.2	4.3
Rushes/Net Yards	37/141	17/45
Net Passing	197	168
Pass Attempts/Completions	27/21	31/21
Had Intercepted	0	0
Sacked/Yards Lost	1/8	1/5
Punts/Average	3/49.3	4/46.3
Penalties/Yards	4/54	8/76
Fumbles/Lost	0/0	1/1
Possession Time	37:58	22:02

WEEK 9

Hard Rock Stadium

28-6

	Q1	Q2	Q3	Q4		
Baltimore Ravens	7	7	14	0	—	28
Miami Dolphins	3	3	0	0	—	6

SCORING DRIVES

TEAM	QTR	TIME	SCORING PLAY	BAL	MIA
Dolphins	1	12:07	R.Patterson 49 yd. Field Goal (5-26, 2:53)	0	3
Ravens	1	08:25	M.Andrews 2 yd. pass from L.Jackson (T.Loop kick) (4-7, 1:10)	7	3
Ravens	2	14:10	M.Andrews 20 yd. pass from L.Jackson (T.Loop kick) (7-75, 3:26)	14	3
Dolphins	2	07:57	R.Patterson 43 yd. Field Goal (4-4, 0:52)	14	6
Ravens	3	08:09	C.Kolar 3 yd. pass from L.Jackson (T.Loop kick) (11-68, 6:51)	21	6
Ravens	3	04:15	R.Bateman 9 yd. pass from L.Jackson (T.Loop kick) (4-60, 2:08)	28	6

BALTIMORE RAVENS

PASSING	ATT	CP	YDS	SK/YD	TD	LG	INT	RTG
Lamar Jackson	23	18	204	2/16	4	39	0	143.2
TOTAL	23	18	204	2/16	4	39	0	143.2

RUSHING	ATT	YDS	AVG	LG	TD
Derrick Henry	19	119	6.3	35	0
Lamar Jackson	5	14	2.8	13	0
Keaton Mitchell	4	11	2.8	4	0
Mark Andrews	2	4	2.0	2	0
Justice Hill	1	2	2.0	2	0
TOTAL	31	150	4.8	35	0

RECEIVING	NO	YDS	AVG	LG	TD
Zay Flowers	5	64	12.8	39	0
Isaiah Likely	3	60	20.0	35	0
Charlie Kolar	2	23	11.5	20	1
Mark Andrews	2	22	11.0	20t	2
Rashod Bateman	2	13	6.5	9t	1
Justice Hill	2	13	6.5	9	0
Keaton Mitchell	1	7	7.0	7	0
Derrick Henry	1	2	2.0	2	0
TOTAL	18	204	11.3	39	4

INTERCEPTIONS	TOT	YDS	AVG	LONG	TD
Malaki Starks	1	9	9.0	9	0

SACKS

Travis Jones [0.5/3.0], Mike Green [0.5/5.0], Brent Urban [0.5/3.0], David Ojabo [0.5/5.0]

MIAMI DOLPHINS

PASSING	ATT	CP	YDS	SK/YD	TD	LG	INT	RTG
Tua Tagovailoa	40	25	261	2/16	0	28	1	70.9
TOTAL	40	25	261	2/16	0	28	1	70.9

RUSHING	ATT	YDS	AVG	LG	TD
De'Von Achane	14	67	4.8	22	0
Malik Washington	3	13	4.3	7	0
Ollie Gordon II	2	6	3.0	3	0
Tua Tagovailoa	1	1	1.0	1	0
TOTAL	20	87	4.4	22	0

RECEIVING	NO	YDS	AVG	LG	TD
Jaylen Waddle	6	82	13.7	24	0
De'Von Achane	6	39	6.5	19	0
Greg Dulcich	5	49	9.8	16	0
Malik Washington	3	48	16.0	28	0
Nick Westbrook-Ikhine	2	22	11.0	17	0
Tahj Washington	1	11	11.0	11	0
Cedrick Wilson Jr.	1	7	7.0	7	0
Ollie Gordon II	1	3	3.0	3	0
TOTAL	25	261	10.4	28	0

INTERCEPTIONS	TOT	YDS	AVG	LONG	TD
None					

SACKS

Jaelan Phillips [1.0/6.0], Benito Jones [1.0/10.0]

GAME RECAP

The Miami Dolphins fell short Thursday night at Hard Rock Stadium, dropping a 28–6 decision to the Baltimore Ravens in Week 9. Despite the loss, running back De'Von Achane continued to pace the offense with 106 total yards, while rookie safety Dante Trader Jr. and linebacker Tyrel Dodson anchored a defense that battled throughout the night.

Miami opened the game with early momentum. Wide receiver Dwayne Eskridge's 25-yard kickoff return set up solid field position, and quarterback Tua Tagovailoa quickly connected with wide receiver Jaylen Waddle for a 20-yard gain on the opening snap. Kicker Riley Patterson capped the five-play drive with a 49-yard field goal, giving the Dolphins a 3–0 lead just under three minutes into the contest.

The Ravens answered after forcing a turnover deep in Miami territory. Following a fumble recovery by Ravens safety Alohi Gilman at the Dolphins' 1-yard line, quarterback Lamar Jackson found tight end Mark Andrews on fourth down for a 2-yard touchdown, putting Baltimore ahead 7–3 midway through the first quarter.

Tagovailoa and the Dolphins responded with a 62-yard drive, highlighted by a 22-yard rush from Achane that moved Miami into field goal range. However, Patterson's 35-yard attempt drifted right — only his second miss of the season. Baltimore extended its lead to 14–3 early in the second quarter when Jackson connected with Andrews again for a 20-yard touchdown.

Miami trimmed the deficit to 14–6 with 7:57 remaining in the half after Patterson converted a 43-yard field goal. The Dolphins' defense forced three consecutive three-and-outs before halftime, and defensive tackle Benito Jones recorded his first sack of the season for a loss of 10 yards. Offensively, Achane's consistent production on the ground helped move the chains, while Waddle and tight end Greg Dulcich combined for key receptions that brought Miami into scoring range late in the half.

After the break, Baltimore regained momentum. Jackson led an 11-play, 68-yard drive that ended with a 3-yard touchdown pass to tight end Charlie Kolar to make it 21–6. On the next series, the Ravens struck again when wide receiver Rashod Bateman hauled in a 9-yard touchdown reception at the 4:15 mark of the third quarter. Ravens kicker Tyler Loop nailed the extra point to extend the margin to 28–6.

Tagovailoa continued to move the ball through the air, connecting with Waddle and wide receiver Malik Washington for gains that pushed Miami across midfield late in the third quarter. Dulcich remained a reliable target underneath, finishing with five receptions for 49 yards as the Dolphins continued to battle through the final quarter.

Team Statistics	Ravens	Dolphins
First Downs	18	17
3rd-Down Eff. (Made/Att/Pct)	5/13/38%	2/12/17%
4th-Down Eff. (Made/Att/Pct)	1/1/100%	2/3/67%
Total Net Yards	338	332
Total Plays	56	62
Yards Per Play	6.0	5.4
Rushes/Net Yards	31/150	20/87
Net Passing	188	245
Pass Attempts/Completions	23/18	40/25
Had Intercepted	0	1
Sacked/Yards Lost	2/16	2/16
Punts/Average	6/56.0	3/42.7
Penalties/Yards	5/56	5/45
Fumbles/Lost	0/0	2/2
Possession Time	31:43	28:17

WEEK 10

Hard Rock Stadium

30-13

	Q1	Q2	Q3	Q4		
Buffalo Bills	0	0	0	13	—	13
Miami Dolphins	7	9	0	14	—	30

SCORING DRIVES

TEAM	QTR	TIME	SCORING PLAY	BUF	MIA
Dolphins	1	04:49	M.Washington 9 yd. pass from T.Tagovailoa (R.Patterson kick) (12-92, 7:27)	0	7
Dolphins	2	14:52	J.Waddle 38 yd. pass from T.Tagovailoa (kick failed, wr) (3-51, 1:24)	0	13
Dolphins	2	03:03	R.Patterson 46 yd. Field Goal (10-67, 5:59)	0	16
Bills	4	12:36	K.Coleman 35 yd. pass from J.Allen (pass failed) (8-98, 4:24)	6	16
Dolphins	4	06:31	D.Achane 59 yd. run (R.Patterson kick) (2-62, 0:39)	6	23
Bills	4	03:36	J.Hawes 26 yd. pass from J.Allen (M.Prater kick) (11-65, 2:55)	13	23
Dolphins	4	03:17	D.Achane 35 yd. run (R.Patterson kick) (3-37, 0:19)	13	30

BUFFALO BILLS

PASSING	ATT	CP	YDS	SK/YD	TD	LG	INT	RTG
Josh Allen	40	28	306	3/17	2	35t	1	98.5
TOTAL	**40**	**28**	**306**	**3/17**	**2**	**35t**	**1**	**98.5**

RUSHING	ATT	YDS	AVG	LG	TD
James Cook III	13	53	4.1	14	0
Josh Allen	4	31	7.8	15	0
Mitchell Trubisky	1	4	4.0	4	0
Ty Johnson	1	2	2.0	2	0
Elijah Moore	1	-1	-1.0	-1	0
Ray Davis	2	-2	-1.0	-1	0
TOTAL	**22**	**87**	**4.0**	**15**	**0**

RECEIVING	NO	YDS	AVG	LG	TD
Khalil Shakir	7	58	8.3	24	0
James Cook III	5	24	4.8	9	0
Keon Coleman	3	46	15.3	35t	1
Dawson Knox	3	37	12.3	20	0
Dalton Kincaid	2	37	18.5	20	0
Ty Johnson	2	24	12.0	16	0
Elijah Moore	2	9	4.5	5	0
Jackson Hawes	1	26	26.0	26t	1
Tyrell Shavers	1	24	24.0	24	0
Curtis Samuel	1	21	21.0	21	0
Ray Davis	1	0	0.0	0	0
TOTAL	**28**	**306**	**10.9**	**35t**	**2**

INTERCEPTIONS	TOT	YDS	AVG	LONG	TD
Maxwell Hairston	1	1	1.0	1	0
Cole Bishop	1	0	0.0	0	0

SACKS

No Sacks

MIAMI DOLPHINS

PASSING	ATT	CP	YDS	SK/YD	TD	LG	INT	RTG
Tua Tagovailoa	21	15	173	0/0	2	38t	2	88.1
TOTAL	**21**	**15**	**173**	**0/0**	**2**	**38t**	**2**	**88.1**

RUSHING	ATT	YDS	AVG	LG	TD
De'Von Achane	22	174	7.9	59t	2
Jaylen Wright	5	17	3.4	18	0
Alec Ingold	1	6	6.0	6	0
Malik Washington	1	4	4.0	4	0
Tua Tagovailoa	2	-1	-0.5	0	0
Ollie Gordon II	1	-3	-3.0	-3	0
TOTAL	**32**	**197**	**6.2**	**59t**	**2**

RECEIVING	NO	YDS	AVG	LG	TD
De'Von Achane	6	51	8.5	15	0
Jaylen Waddle	5	84	16.8	38t	1
Malik Washington	2	9	4.5	9t	1
Greg Dulcich	1	22	22.0	22	0
Nick Westbrook-Ikhine	1	7	7.0	7	0
TOTAL	**15**	**173**	**11.5**	**38t**	**2**

INTERCEPTIONS	TOT	YDS	AVG	LONG	TD
Ifeatu Melifonwu	1	0	0.0	0	0

SACKS

Bradley Chubb [1.0/6.0], Willie Gay Jr. [1.0/5.0], Zach Sieler [1.0/6.0]

GAME RECAP

The Miami Dolphins turned in their most dominant performance of the season Sunday afternoon at Hard Rock Stadium, defeating the Buffalo Bills 30–13 behind a relentless defensive effort and a career day from running back De'Von Achane. The win improved Miami to 3–7 on the season.

Miami's defense set the tone early, forcing the Bills to a quick three-and-out on their opening drive. Quarterback Tua Tagovailoa built on that momentum by orchestrating a 12-play, 92-yard drive capped off by a 9-yard touchdown strike to wide receiver Malik Washington in the back of the end zone, giving Miami 7–0 advantage.

Buffalo struggled to find rhythm against Miami's pressure. Linebackers Jordyn Brooks and Bradley Chubb disrupted the pocket throughout the opening frame, while cornerback Jack Jones made a key stop to help Miami force a turnover on downs. The Dolphins capitalized on the defensive stand when Tagovailoa connected with wide receiver Jaylen Waddle for a 38-yard touchdown down the right sideline, pushing the lead to 13–0 early in the second quarter.

On the Bills' second drive of the second quarter, defensive tackle Zach Sieler notched a six-yard sack of Josh Allen, while Jones forced a fumble that cornerback JuJu Brents recovered with 9:13 remaining in half. Tagovailoa and Achane took advantage of the takeaway, piecing together a balanced 10-play, 67-yard drive, capped by a kicker Riley Patterson 46-yard field goal to extend the lead to 16–0 which carried into halftime.

The Bills marched 68 yards down the field on 14 plays before safety Ifeatu Melifonwu intercepted Allen in the end zone. After the Dolphins' ensuing drive stalled, punter Jake Bailey pinned Buffalo deep at its own 2-yard line with a perfectly placed kick. The defense again held firm, keeping Allen and the Bills scoreless entering the fourth quarter.

Buffalo finally broke through early in the final frame when Allen connected with wide receiver Keon Coleman for a 35-yard touchdown, but a failed two-point attempt kept the Dolphins in control at 16–6. Minutes later, Miami's defense produced its second takeaway of the day as Brooks stripped Allen near midfield, which safety Minkah Fitzpatrick recovered with 7:17 remaining. Two plays later, Achane burst through the line for a 59-yard touchdown, extending the lead to 23–6.

On the next drive, linebackers Willie Gay Jr. and Chubb each recorded a sack before Allen found tight end Jackson Hawes for a 26-yard touchdown in the final minutes. Achane answered on the next possession, breaking free for a 35-yard score to seal Miami's win.

Team Statistics	Bills	Dolphins
First Downs	20	19
3rd-Down Eff. (Made/Att/Pct)	5/15/33%	3/9/33%
4th-Down Eff. (Made/Att/Pct)	1/2/50%	0/0/0%
Total Net Yards	376	370
Total Plays	65	53
Yards Per Play	5.8	7.0
Rushes/Net Yards	22/87	32/197
Net Passing	289	173
Pass Attempts/Completions	40/28	21/15
Had Intercepted	1	2
Sacked/Yards Lost	3/17	0/0
Punts/Average	4/54.3	3/51.0
Penalties/Yards	6/67	5/35
Fumbles/Lost	2/2	0/0
Possession Time	31:23	28:37

WEEK 11

Santiago Bernabéu Stadium

16-13

	Q1	Q2	Q3	Q4			
Washington Commanders	3	3	7	0	0	—	13
Miami Dolphins	3	3	0	7	3	—	16

SCORING DRIVES

TEAM	QTR	TIME	SCORING PLAY	WAS	MIA
Dolphins	1	10:35	R.Patterson 46 yd. Field Goal (7-52, 4:25)	0	3
Commanders	1	02:36	M.Gay 26 yd. Field Goal (13-71, 7:59)	3	3
Dolphins	2	11:27	R.Patterson 39 yd. Field Goal (11-56, 6:09)	3	6
Commanders	2	00:00	M.Gay 30 yd. Field Goal (14-82, 5:37)	6	6
Commanders	3	11:24	D.Samuel 20 yd. pass from M.Mariota (M.Gay kick) (6-59, 3:36)	13	6
Dolphins	4	12:36	O.Gordon 1 yd. run (R.Patterson kick) (10-53, 5:13)	13	13
Dolphins	OT	07:33	R.Patterson 29 yd. Field Goal (4-22, 2:20)	13	16

WASHINGTON COMMANDERS

PASSING	ATT	CP	YDS	SK/YD	TD	LG	INT	RTG
Marcus Mariota	30	20	213	1/6	1	28	1	84.4
TOTAL	**30**	**20**	**213**	**1/6**	**1**	**28**	**1**	**84.4**

RUSHING	ATT	YDS	AVG	LG	TD
Chris Rodriguez Jr.	15	79	5.3	17	0
Marcus Mariota	4	49	12.3	44	0
Jacory Croskey-Merritt	9	28	3.1	10	0
Jeremy McNichols	4	13	3.3	7	0
Deebo Samuel Sr.	1	3	3.0	3	0
TOTAL	**33**	**172**	**5.2**	**44**	**0**

RECEIVING	NO	YDS	AVG	LG	TD
Deebo Samuel Sr.	7	74	10.6	28	1
Zach Ertz	4	42	10.5	15	0
Chris Moore	2	28	14.0	19	0
Jeremy McNichols	2	16	8.0	10	0
Jacoby Jones	1	25	25.0	25	0
Jaylin Lane	1	13	13.0	13	0
Chris Rodriguez Jr.	1	6	6.0	6	0
Jacory Croskey-Merritt	1	5	5.0	5	0
Colson Yankoff	1	4	4.0	4	0
TOTAL	**20**	**213**	**10.7**	**28**	**1**

INTERCEPTIONS	TOT	YDS	AVG	LONG	TD
None					

SACKS

Jonathan Jones [1.0/12.0], Jacob Martin [1.0/11.0], Von Miller [1.0/6.0]

MIAMI DOLPHINS

PASSING	ATT	CP	YDS	SK/YD	TD	LG	INT	RTG
Tua Tagovailoa	20	14	171	3/29	0	31	0	96.0
TOTAL	**20**	**14**	**171**	**3/29**	**0**	**31**	**0**	**96.0**

RUSHING	ATT	YDS	AVG	LG	TD
De'Von Achane	21	120	5.7	23	0
Ollie Gordon II	9	45	5.0	20	1
Jaylen Wright	1	4	4.0	4	0
TOTAL	**31**	**169**	**5.5**	**23**	**1**

RECEIVING	NO	YDS	AVG	LG	TD
De'Von Achane	5	45	9.0	22	0
Jaylen Waddle	3	52	17.3	31	0
Malik Washington	3	42	14.0	18	0
Greg Dulcich	2	18	9.0	14	0
Julian Hill	1	14	14.0	14	0
TOTAL	**14**	**171**	**12.2**	**31**	**0**

INTERCEPTIONS	TOT	YDS	AVG	LONG	TD
Jack Jones	1	7	7.0	7	0

SACKS

Tyrel Dodson [1.0/6.0]

GAME RECAP

In the NFL's first-ever regular season game in Spain, the Miami Dolphins defeated the Washington Commanders 16-13 in overtime Sunday at Bernabéu Stadium. On the first play from scrimmage in overtime, cornerback Jack Jones intercepted Washington quarterback Marcus Mariota, setting up kicker Riley Patterson's walk-off field goal four plays later.

Miami opened the afternoon with a sharp, balanced drive. Running back De'Von Achane ripped off gains of 11 and 23 yards, while quarterback Tua Tagovailoa found wide receiver Jaylen Waddle for 14 yards and tight end Greg Dulcich for another four. The Dolphins struck first with a 46-yard field goal from Patterson to take a 3-0 lead.

Washington answered with a 13-play march into the red zone, but the Dolphins defense held strong on third down. Safety Minkah Fitzpatrick and linebacker Jordyn Brooks combined to drop quarterback Marcus Mariota for a 1-yard loss, forcing the Commanders to settle for a field goal that tied the game, 3-3.

On Miami's next possession, Tagovailoa opened the drive with completions to Achane and Dulcich, before Achane broke free for a 15-yard pickup. The 11-play, 56-yard drive was capped by 39-yard field goal from Patterson, giving the Dolphins a 6-3 advantage.

Linebacker Tyrel Dodson delivered one of the defense's biggest first-half highlights, sacking Mariota for a 6-yard loss on third down which led to a missed field goal by Washington kicker Matt Gay. After a Dolphins punt, the Commanders converted a 30-yard field goal to tie the score, 6-6, going into the half.

The Commanders opened the second half with an 11-play, 56-yard drive capped by a 20-yard touchdown catch by wide receiver Deebo Samuel, giving Washington its first lead of the day, 13-6. On Miami's next drive, Tagovailoa found Waddle for a 31-yard strike and tight end Julian Hill for a 14-yard completion. Achane and running back Ollie Gordon II helped march the ball to the 1-yard line, but a fourth-down pass to Waddle fell incomplete, keeping the Dolphins off the board.

After a defensive stop, Miami regained possession late in the third quarter and drove into the red zone. Achane powered inside the 5-yard line with a 7-yard run, and Gordon punched in a 1-yard touchdown to tie the game, 13-13, with 12:38 left to play.

The Commanders threatened to retake the lead after Mariota broke free for a 44-yard run, but Miami's defense delivered critical stops at the goal line, forcing a turnover on downs with 6:03 left to play. Pinned at their own 2-yard line, Miami's offense stalled on the next series and was forced to punt. Washington returner Mike Sainristil muffed the punt, which was recovered by cornerback Ethan Bonner, giving the Dolphins the ball at the Commanders' 42-yard line.

Achane carried Miami deep into Washington territory again, rushing for 40 yards on five straight attempts. The Dolphins were denied on both third and fourth down, turning the ball over with 1:41 remaining in regulation. Washington moved quickly and set up a 56-yard field-goal attempt with 15 seconds left, but Gay's kick sailed wide right, sending the inaugural Madrid game to overtime.

In overtime, Miami opted to begin on defense and the choice paid off immediately. On the first play, Jones intercepted Mariota at the Washington 40-yard line and returned it seven yards, setting the stage for Patterson's 29-yard walk-off field goal.

Team Statistics	Commanders	Dolphins
First Downs	22	19
3rd-Down Eff. (Made/Att/Pct)	6/13/46%	3/9/33%
4th-Down Eff. (Made/Att/Pct)	1/2/50%	0/2/0%
Total Net Yards	379	311
Total Plays	64	54
Yards Per Play	5.9	5.8
Rushes/Net Yards	33/172	31/169
Net Passing	207	142
Pass Attempts/Completions	30/20	20/14
Had Intercepted	1	0
Sacked/Yards Lost	1/6	3/29
Punts/Average	1/41.0	2/53.0
Penalties/Yards	6/31	4/39
Fumbles/Lost	1/1	0/0
Possession Time	32:36	29:51

WEEK 13

Hard Rock Stadium

21-17

	Q1	Q2	Q3	Q4		
New Orleans Saints	0	0	8	9	—	17
Miami Dolphins	7	9	0	5	—	21

SCORING DRIVES

TEAM	QTR	TIME	SCORING PLAY	NO	MIA
Dolphins	1	11:19	D.Achane 29 yd. run (R.Patterson kick) (6-69, 3:41)	0	7
Dolphins	2	14:09	R.Patterson 39 yd. Field Goal (8-68, 2:52)	0	10
Dolphins	2	06:07	R.Patterson 25 yd. Field Goal (10-44, 5:28)	0	13
Dolphins	2	00:00	R.Patterson 48 yd. Field Goal (5-13, 1:08)	0	16
Saints	3	10:40	C.Olave 17 yd. pass from T.Shough (T.Shough run) (10-65, 4:20)	8	16
Dolphins	4	09:39	R.Patterson 33 yd. Field Goal (9-38, 3:45)	8	19
Saints	4	06:08	C.Smyth 56 yd. Field Goal (10-37, 3:31)	11	19
Saints	4	01:17	D.Vele 15 yd. pass from T.Shough (7-55, 1:46)	17	19
Dolphins	4	01:17	M.Fitzpatrick defensive two point conversion	17	21

NEW ORLEANS SAINTS

PASSING	ATT	CP	YDS	SK/YD	TD	LG	INT	RTG
Tyler Shough	38	26	239	4/26	2	17t	1	91.9
TOTAL	**38**	**26**	**239**	**4/26**	**2**	**17t**	**1**	**91.9**

RUSHING	ATT	YDS	AVG	LG	TD
Devin Neal	14	47	3.4	8	0
Tyler Shough	6	18	3.0	8	0
Evan Hull	5	15	3.0	5	0
Taysom Hill	1	2	2.0	2	0
Mason Tipton	1	-1	-1.0	-1	0
TOTAL	**27**	**81**	**3.0**	**8**	**0**

RECEIVING	NO	YDS	AVG	LG	TD
Devaughn Vele	8	93	11.6	15t	1
Juwan Johnson	5	39	7.8	11	0
Chris Olave	4	47	11.8	17t	1
Devin Neal	3	22	7.3	10	0
Mason Tipton	3	20	6.7	10	0
Foster Moreau	2	13	6.5	7	0
Taysom Hill	1	5	5.0	5	0
TOTAL	**26**	**239**	**9.2**	**17t**	**2**

INTERCEPTIONS	TOT	YDS	AVG	LONG	TD
Kool-Aid McKinstry	1	0	0.0	0	0

SACKS

Bryan Bresee [1.0/7.0], Cameron Jordan [2.0/12.0], Chase Young [1.0/4.0]

MIAMI DOLPHINS

PASSING	ATT	CP	YDS	SK/YD	TD	LG	INT	RTG
Tua Tagovailoa	23	12	157	4/23	0	34	1	55.9
TOTAL	**23**	**12**	**157**	**4/23**	**0**	**34**	**1**	**55.9**

RUSHING	ATT	YDS	AVG	LG	TD
De'Von Achane	22	134	6.1	29t	1
Jaylen Wright	3	16	5.3	8	0
Ollie Gordon II	3	10	3.3	9	0
Tua Tagovailoa	4	4	1.0	3	0
TOTAL	**32**	**164**	**5.1**	**29t**	**1**

RECEIVING	NO	YDS	AVG	LG	TD
Malik Washington	4	30	7.5	19	0
Jaylen Waddle	3	40	13.3	22	0
Darren Waller	2	47	23.5	34	0
Greg Dulcich	2	24	12.0	21	0
Cedrick Wilson Jr.	1	16	16.0	16	0
TOTAL	**12**	**157**	**13.1**	**34**	**0**

INTERCEPTIONS	TOT	YDS	AVG	LONG	TD
Rasul Douglas	1	38	38.0	38	0

SACKS

Minkah Fitzpatrick [1.0/9.0], Chop Robinson [1.5/4.5], Bradley Chubb [1.0/10.0], Zeek Biggers [0.5/2.5]

GAME RECAP

The Dolphins defeated the Saints 21–17 at Hard Rock Stadium for their third consecutive win and fourth victory in their last five games. Miami leaned on running back De'Von Achane's milestone rushing day and a swarming defensive effort that produced four sacks and three takeaways, including a clutch pick-two from safety Minkah Fitzpatrick.

After a 25-yard return by wide receiver Malik Washington in the opening kickoff, the Dolphins started the game with consecutive runs from Achane and running back Jaylen Wright. A sack briefly stalled the possession, but completions to tight end Darren Waller and Washington reset the march. On the next snap, Achane broke free off the right edge for a 29-yard touchdown, giving Miami a 7–0 lead less than four minutes into the game.

The Saints opened the afternoon with three straight three-and-outs, with defensive tackle Zach Sieler registering a tackle for loss and defensive tackle Zeek Biggers and linebacker Chop Robinson teaming up for a drive-ending sack. The Dolphins carried that momentum into the next period, adding a 39-yard field goal from kicker Riley Patterson early in the second quarter to make it 10–0.

With 12:37 left in the half, safety Minkah Fitzpatrick strip-sacked Saints quarterback Tyler Shough — the first sack of Fitzpatrick's career, which was recovered by Sieler at the New Orleans 31-yard line. One play later, Saints cornerback Kool-Aid McKinstry intercepted a pass in the end zone, but Miami's defense responded immediately, forcing another quick punt to regain momentum.

Achane continued to fuel the offense on the next drive, and Patterson converted a 25-yard field goal to extend the lead to 13–0 with 6:10 left in the half. With the Saints driving late, cornerback Rasul Douglas picked off a pass intended for Saints wide receiver Chris Olave and returned it 38 yards to set up a 48-yard field goal as time expired, sending Miami into halftime up 16–0.

New Orleans opened the second half with a 10-play, 65-yard touchdown drive capped by a 17-yard pass to Olave and an ensuing two-point conversion that cut the Dolphins' lead to 16–8. But Miami's defense continued to stack stops, with Robinson recording another sack and the Saints punting on their next possession.

In the fourth quarter, linebacker Bradley Chubb delivered Miami's fourth sack of the afternoon to force another Saints punt. The Dolphins added another field goal after a 9-play, 38-yard drive, highlighted by a 22-yard catch from wide receiver Jaylen Waddle and three straight runs from Achane totaling 20 yards, which put him over the 1,000-yard rushing mark for the season. He became the fourth player in Dolphins history to reach the milestone within the first 12 games of a season. Patterson remained perfect, knocking through a 33-yard field goal to push the lead to 19–8.

The Saints trimmed the deficit with a 56-yard field goal before mounting a late touchdown drive to make it 19–17 with 1:27 remaining. New Orleans attempted a two-point conversion to tie the game, but Fitzpatrick undercut the throw and returned it the length of the field for a defensive two-point score, stretching Miami's lead to 21–17.

New Orleans regained possession on the ensuing kickoff with 1:17 left. Miami's defense delivered again, stopping the Saints on a fourth-and-1 QB sneak to secure the victory.

Team Statistics	Saints	Dolphins
First Downs	20	16
3rd-Down Eff. (Made/Att/Pct)	4/12/33%	4/12/33%
4th-Down Eff. (Made/Att/Pct)	0/1/0%	0/1/0%
Total Net Yards	294	298
Total Plays	69	59
Yards Per Play	4.3	5.1
Rushes/Net Yards	27/81	32/164
Net Passing	213	134
Pass Attempts/Completions	38/26	23/12
Had Intercepted	1	1
Sacked/Yards Lost	4/26	4/23
Punts/Average	6/48.8	4/50.3
Penalties/Yards	6/45	3/15
Fumbles/Lost	1/1	1/0
Possession Time	29:52	30:08

WEEK 14

MetLife Stadium

34-10

	Q1	Q2	Q3	Q4		
Miami Dolphins	21	3	0	10	—	34
New York Jets	7	0	0	3	—	10

SCORING DRIVES

TEAM	QTR	TIME	SCORING PLAY	MIA	NYJ
Dolphins	1	12:46	J.Waddle 3 yd. pass from T.Tagovailoa (R.Patterson kick) (4-69, 2:14)	7	0
Dolphins	1	08:48	D.Achane 13 yd. run (R.Patterson kick) (5-80, 2:56)	14	0
Dolphins	1	03:39	J.Wright 2 yd. run (R.Patterson kick) (6-29, 3:48)	21	0
Jets	1	00:20	I.Williams 78 yd. punt return (N.Folk kick)	21	7
Dolphins	2	01:56	R.Patterson 43 yd. Field Goal (7-55, 5:14)	24	7
Jets	4	12:13	N.Folk 31 yd. Field Goal (12-65, 5:25)	24	10
Dolphins	4	06:18	O.Gordon 7 yd. run (R.Patterson kick) (9-67, 5:55)	31	10
Dolphins	4	02:24	R.Patterson 53 yd. Field Goal (6-7, 2:06)	34	10

MIAMI DOLPHINS

PASSING	ATT	CP	YDS	SK/YD	TD	LG	INT	RTG
Tua Tagovailoa	21	13	127	1/8	1	24	0	94.7
TOTAL	**21**	**13**	**127**	**1/8**	**1**	**24**	**0**	**94.7**

RUSHING	ATT	YDS	AVG	LG	TD
Jaylen Wright	24	107	4.5	12	1
De'Von Achane	7	92	13.1	39	1
Jaylen Waddle	1	21	21.0	21	0
Ollie Gordon II	5	17	3.4	12	1
Darren Waller	1	4	4.0	4	0
Tua Tagovailoa	1	0	0.0	0	0
Zach Wilson	2	-2	-1.0	-1	0
TOTAL	**41**	**239**	**5.8**	**39**	**3**

RECEIVING	NO	YDS	AVG	LG	TD
Jaylen Waddle	5	50	10.0	24	1
Greg Dulcich	3	41	13.7	23	0
Malik Washington	3	10	3.3	9	0
De'Von Achane	1	13	13.0	13	0
Darren Waller	1	13	13.0	13	0
TOTAL	**13**	**127**	**9.8**	**24**	**1**

INTERCEPTIONS	TOT	YDS	AVG	LONG	TD
Rasul Douglas	1	5	5.0	5	0
Ethan Bonner	1	0	0.0	0	0
Tyrel Dodson	1	0	0.0	0	0

SACKS

Zach Sieler [2.5/9.0], Ifeatu Melifonwu [1.0/13.0], Willie Gay Jr. [1.0/0.0], Bradley Chubb [0.5/1.0], Chop Robinson [1.0/4.0]

NEW YORK JETS

PASSING	ATT	CP	YDS	SK/YD	TD	LG	INT	RTG
Brady Cook	30	14	163	6/27	0	24	2	35.8
Tyrod Taylor	4	1	6	0/0	0	6	1	0.0
TOTAL	**34**	**15**	**169**	**6/27**	**0**	**24**	**3**	**22.8**

RUSHING	ATT	YDS	AVG	LG	TD
Breece Hall	14	43	3.1	11	0
Isaiah Davis	2	22	11.0	19	0
Brady Cook	1	0	0.0	0	0
TOTAL	**17**	**65**	**3.8**	**19**	**0**

RECEIVING	NO	YDS	AVG	LG	TD
Mason Taylor	5	51	10.2	15	0
John Metchie III	4	34	8.5	18	0
Isaiah Williams	2	24	12.0	15	0
Jeremy Ruckert	2	19	9.5	14	0
Adonai Mitchell	1	24	24.0	24	0
Andrew Beck	1	17	17.0	17	0
TOTAL	**15**	**169**	**11.3**	**24**	**0**

INTERCEPTIONS	TOT	YDS	AVG	LONG	TD
None					

SACKS

Quincy Williams [1.0/8.0]

GAME RECAP

The Miami Dolphins delivered one of their most complete performances of the season Sunday afternoon, rolling past the New York Jets 34–10 at MetLife Stadium for their fourth straight win and fifth victory in their last six games.

On the game's opening drive, wide receiver Jaylen Waddle rushed for a 21-yard gain before running back De'Von Achane burst through the middle for a 39-yard run to the Jets' 3-yard line. Two plays later, quarterback Tua Tagovailoa connected with Waddle on a 3-yard touchdown pass to cap a four-play, 69-yard drive.

Following a quick three-and-out forced by the Miami defense, the Dolphins struck again. A five-play, 80-yard march was capped by a 13-yard rushing touchdown from Achane. On the ensuing possession, linebacker Tyrel Dodson intercepted Jets quarterback Tyrod Taylor which led to the third straight touchdown of the quarter when RB Jaylen Wright punched in a 2-yard score, giving the Dolphins a 21–0 advantage. Miami had outgained New York 199–18 and recorded 11 first downs to the Jets' zero in the 1st quarter.

The Jets briefly found momentum when Isaiah Williams returned a punt 78 yards for a touchdown to trim the lead to 21–7, but Miami quickly reestablished control in the second quarter. A methodical 55-yard drive highlighted by a 29-yard run from Achane and multiple physical carries from Wright ended with kicker Riley Patterson drilling a 43-yard field goal. Miami carried a 24–7 lead into halftime after cornerback Rasul Douglas intercepted Jets quarterback Brady Cook at the goal line to spoil New York's best drive of the half.

New York showed signs of life coming out of the break, but the Dolphins' defense again set the tone. On the Jets' opening possession of the third quarter, defensive tackle Zach Sieler and linebacker Bradley Chubb combined for a sack to force another punt. Despite trading punts, Miami preserved its 24–7 lead heading into the fourth quarter.

The Jets finally converted that momentum into points early in the fourth. A 12-play, 65-yard drive was capped by a 31-yard field goal by Nick Folk, cutting the deficit to 24–10. Any hopes of a Jets comeback were short-lived. Miami answered immediately with a bruising nine-play, 67-yard drive dominated by Wright on the ground. The march ended when running back Ollie Gordon II powered in from seven yards out to restore the Dolphins' three-score advantage at 31–10.

Miami delivered the final blow midway through the fourth quarter when Patterson connected from 53 yards, his third field goal of the day, pushing the margin to 34–10. The Dolphins' defense closed the door from there as safety Ifeatu Melifonwu recorded a critical fourth-down sack, while the Jets' final threat was erased when cornerback Ethan Bonner intercepted Cook in the end zone with just over a minute remaining.

Team Statistics	Dolphins	Jets
First Downs	23	12
3rd-Down Eff. (Made/Att/Pct)	2/10/20%	1/12/8%
4th-Down Eff. (Made/Att/Pct)	0/0/0%	1/2/50%
Total Net Yards	358	207
Total Plays	63	57
Yards Per Play	5.7	3.6
Rushes/Net Yards	41/239	17/65
Net Passing	119	142
Pass Attempts/Completions	21/13	34/15
Had Intercepted	0	3
Sacked/Yards Lost	1/8	6/27
Punts/Average	6/43.2	6/54.3
Penalties/Yards	5/54	6/50
Fumbles/Lost	1/0	3/0
Possession Time	36:07	23:53

WEEK 15

Acrisure Stadium

28-15

	Q1	Q2	Q3	Q4		
Miami Dolphins	0	3	0	12	—	15
Pittsburgh Steelers	0	7	14	7	—	28

SCORING DRIVES

TEAM	QTR	TIME	SCORING PLAY	MIA	PIT
Dolphins	2	05:11	R.Patterson 54 yd. Field Goal (7-33, 3:24)	3	0
Steelers	2	00:17	Co.Heyward 1 yd. run (C.Boswell kick) (12-60, 4:54)	3	7
Steelers	3	11:20	M.Valdes-Scantling 19 yd. pass from A.Rodgers (C.Boswell kick) (6-71, 3:40)	3	14
Steelers	3	04:58	D.Metcalf 28 yd. pass from A.Rodgers (C.Boswell kick) (10-77, 4:08)	3	21
Steelers	4	13:01	J.Smith 14 yd. run (C.Boswell kick) (9-81, 5:11)	3	28
Dolphins	4	09:41	D.Waller 6 yd. pass from T.Tagovailoa (pass failed) (6-65, 3:20)	9	28
Dolphins	4	02:32	D.Waller 13 yd. pass from T.Tagovailoa (pass failed) (9-86, 4:51)	15	28

MIAMI DOLPHINS

PASSING	ATT	CP	YDS	SK/YD	TD	LG	INT	RTG
Tua Tagovailoa	28	22	253	4/31	2	29	1	113.2
TOTAL	**28**	**22**	**253**	**4/31**	**2**	**29**	**1**	**113.2**

RUSHING	ATT	YDS	AVG	LG	TD
De'Von Achane	12	60	5.0	15	0
Jaylen Wright	1	2	2.0	2	0
Tua Tagovailoa	1	1	1.0	1	0
Ollie Gordon II	2	0	0.0	4	0
TOTAL	**16**	**63**	**3.9**	**15**	**0**

RECEIVING	NO	YDS	AVG	LG	TD
Darren Waller	7	66	9.4	20	2
De'Von Achane	6	67	11.2	24	0
Greg Dulcich	2	46	23.0	29	0
Jaylen Waddle	2	26	13.0	16	0
Julian Hill	2	25	12.5	20	0
Malik Washington	1	10	10.0	10	0
Jaylen Wright	1	9	9.0	9	0
Alec Ingold	1	4	4.0	4	0
TOTAL	**22**	**253**	**11.5**	**29**	**2**

INTERCEPTIONS	TOT	YDS	AVG	LONG	TD
None					

SACKS

Jordyn Brooks [1.0/9.0], Zach Sieler [1.0/7.0], Zeek Biggers [1.0/7.0]

PITTSBURGH STEELERS

PASSING	ATT	CP	YDS	SK/YD	TD	LG	INT	RTG
Aaron Rodgers	27	23	224	3/23	2	28t	0	125.9
TOTAL	**27**	**23**	**224**	**3/23**	**2**	**28t**	**0**	**125.9**

RUSHING	ATT	YDS	AVG	LG	TD
Kenneth Gainwell	13	80	6.2	38	0
Jaylen Warren	12	33	2.8	6	0
Jonnu Smith	1	14	14.0	14t	1
Connor Heyward	4	4	1.0	2	1
Kaleb Johnson	2	4	2.0	3	0
TOTAL	**32**	**135**	**4.2**	**38**	**2**

RECEIVING	NO	YDS	AVG	LG	TD
Kenneth Gainwell	7	46	6.6	10	0
DK Metcalf	3	55	18.3	28t	1
Pat Freiermuth	3	45	15.0	22	0
Darnell Washington	3	25	8.3	13	0
Jaylen Warren	3	15	5.0	10	0
Jonnu Smith	2	12	6.0	10	0
Marquez Valdes-Scantling	1	19	19.0	19t	1
Adam Thielen	1	7	7.0	7	0
TOTAL	**23**	**224**	**9.7**	**28t**	**2**

INTERCEPTIONS	TOT	YDS	AVG	LONG	TD
Asante Samuel Jr.	1	0	0.0	0	0

SACKS

Jalen Ramsey [1.0/12.0], Cameron Heyward [1.0/7.0], Esezi Otomewo [1.0/1.0], Payton Wilson [1.0/11.0]

GAME RECAP

The Miami Dolphins fell to the Pittsburgh Steelers, 28–15, Monday night at Acrisure Stadium. After a scoreless opening quarter and a tightly contested first half, Pittsburgh seized control with touchdowns on four straight drives. Miami's offense responded late with two touchdowns from tight end Darren Waller, but it was not enough to overcome the deficit.

Both defenses controlled the early moments. Miami's opening drive showed promise, highlighted by a 20-yard completion to tight end Julian Hill, but stalled near midfield. Pittsburgh went three-and-out on their first possession, setting the tone for a first quarter defined by field position and physical play. Linebacker Jordyn Brooks, who entered Week 15 leading the NFL in tackles, recorded a third-down sack of quarterback Aaron Rodgers to halt a lengthy Steelers drive.

Miami struck first in the second quarter. Quarterback Tua Tagovailoa extended the drive on third down and connected with running back De'Von Achane for a 24-yard gain, which set up a 54-yard field goal by kicker Riley Patterson, a new career long, giving the Dolphins a 3–0 lead.

The Steelers responded with their most balanced drive of the half, marching 60 yards in 12 plays. Pittsburgh converted the possession into points with a direct snap to tight end Connor Heyward, who powered in from one yard out to give the Steelers a 7-3 halftime lead.

The Steelers opened the third quarter with a six-play, 71-yard touchdown drive capped by a 19-yard strike from Rodgers to wide receiver Marquez Valdes-Scantling. On Pittsburgh's next possession, Rodgers found wide receiver D.K. Metcalf for a 28-yard touchdown, extending the lead to 21–3.

The momentum continued early in the fourth quarter when the Steelers put together a nine-play, 81-yard drive. Tight end Jonnu Smith finished the march with a 14-yard touchdown run, giving Pittsburgh a 28–3 advantage.

Miami responded in the fourth quarter as Tagovailoa led a six-play, 65-yard drive highlighted by a 20-yard completion to Waller before connecting with Waller again for a six-yard touchdown. The Dolphins followed with another extended possession, as Tagovailoa found Waller for a 13-yard score — marking Waller's second touchdown of the night and the fourth two-touchdown reception game of his career. The score trimmed the deficit to 28–15 and marked the final points of the evening.

Team Statistics	Dolphins	Steelers
First Downs	16	22
3rd-Down Eff. (Made/Att/Pct)	2/8/25%	4/13/31%
4th-Down Eff. (Made/Att/Pct)	1/1/100%	3/3/100%
Total Net Yards	285	336
Total Plays	48	62
Yards Per Play	5.9	5.4
Rushes/Net Yards	16/63	32/135
Net Passing	222	201
Pass Attempts/Completions	28/22	27/23
Had Intercepted	1	0
Sacked/Yards Lost	4/31	3/23
Punts/Average	4/48.5	5/46.2
Penalties/Yards	6/31	4/25
Fumbles/Lost	0/0	0/0
Possession Time	26:27	33:33

WEEK 16

Hard Rock Stadium

45-21

	Q1	Q2	Q3	Q4		
Cincinnati Bengals	7	10	21	7	—	45
Miami Dolphins	7	7	0	7	—	21

SCORING DRIVES

TEAM	QTR	TIME	SCORING PLAY	CIN	MIA
Bengals	1	03:57	T.Higgins 9 yd. pass from J.Burrow (E.McPherson kick) (7-91, 4:01)	7	0
Dolphins	1	02:25	D.Achane 48 yd. run (R.Patterson kick) (3-65, 1:32)	7	7
Bengals	2	06:01	E.McPherson 45 yd. Field Goal (11-53, 5:42)	10	7
Dolphins	2	02:24	M.Washington 9 yd. run (R.Patterson kick) (7-68, 3:37)	10	14
Bengals	2	01:24	S.Perine 4 yd. run (E.McPherson kick) (7-56, 1:00)	17	14
Bengals	3	09:43	C.Brown 9 yd. pass from J.Burrow (E.McPherson kick) (6-34, 3:19)	24	14
Bengals	3	08:32	C.Brown 12 yd. run (E.McPherson kick) (2-35, 0:47)	31	14
Bengals	3	02:25	C.Brown 5 yd. pass from J.Burrow (E.McPherson kick) (6-53, 2:54)	38	14
Bengals	4	13:32	M.Gesicki 17 yd. pass from J.Burrow (E.McPherson kick) (7-52, 3:40)	45	14
Dolphins	4	03:43	J.Wright 3 yd. run (R.Patterson kick) (9-97, 5:27)	45	21

CINCINNATI BENGALS

PASSING	ATT	CP	YDS	SK/YD	TD	LG	INT	RTG
Joe Burrow	32	25	309	2/11	4	36	0	146.5
Joe Flacco	1	1	4	0/0	0	4	0	83.3
TOTAL	**33**	**26**	**313**	**2/11**	**4**	**36**	**0**	**145.8**

RUSHING	ATT	YDS	AVG	LG	TD
Chase Brown	12	66	5.5	12t	1
Samaje Perine	7	25	3.6	7	1
Tahj Brooks	4	7	1.8	3	0
Joe Burrow	2	6	3.0	5	0
Ke'Shawn Williams	1	1	1.0	1	0
TOTAL	**26**	**105**	**4.0**	**12t**	**2**

RECEIVING	NO	YDS	AVG	LG	TD
Ja'Marr Chase	9	109	12.1	36	0
Chase Brown	4	43	10.8	23	2
Tee Higgins	3	53	17.7	35	1
Mike Gesicki	3	35	11.7	17t	1
Drew Sample	2	31	15.5	27	0
Samaje Perine	2	16	8.0	8	0
Andrei Iosivas	1	21	21.0	21	0
Tanner Hudson	1	4	4.0	4	0
Cam Grandy	1	1	1.0	1	0
TOTAL	**26**	**313**	**12.0**	**36**	**4**

INTERCEPTIONS	TOT	YDS	AVG	LONG	TD
Barrett Carter	1	16	16.0	16	0
Jalen Davis	1	0	0.0	0	0

SACKS

No Sacks

MIAMI DOLPHINS

PASSING	ATT	CP	YDS	SK/YD	TD	LG	INT	RTG
Quinn Ewers	30	20	260	0/0	0	29	2	66.0
TOTAL	**30**	**20**	**260**	**0/0**	**0**	**29**	**2**	**66.0**

RUSHING	ATT	YDS	AVG	LG	TD
De'Von Achane	15	81	5.4	48t	1
Jaylen Wright	9	35	3.9	10	1
Malik Washington	1	9	9.0	9t	1
Quinn Ewers	2	5	2.5	5	0
Ollie Gordon II	1	-1	-1.0	-1	0
TOTAL	**28**	**129**	**4.6**	**48t**	**3**

RECEIVING	NO	YDS	AVG	LG	TD
Jaylen Waddle	5	72	14.4	21	0
Greg Dulcich	3	46	15.3	29	0
Darren Waller	3	40	13.3	22	0
De'Von Achane	3	9	3.0	5	0
Theo Wease Jr.	2	32	16.0	18	0
Malik Washington	1	23	23.0	23	0
Jaylen Wright	1	18	18.0	18	0
Cedrick Wilson Jr.	1	11	11.0	11	0
Alec Ingold	1	9	9.0	9	0
TOTAL	**20**	**260**	**13.0**	**29**	**0**

INTERCEPTIONS	TOT	YDS	AVG	LONG	TD
None					

SACKS

Kenneth Grant [0.5/2.0], Chop Robinson [0.5/2.0], Zach Sieler [1.0/7.0]

GAME RECAP

The Miami Dolphins fell 45–21 to the Cincinnati Bengals Sunday afternoon at Hard Rock Stadium. After a back-and-forth first half, Cincinnati pulled away after intermission, capitalizing on early second-half momentum.

Early on, the Dolphins showed promise on both sides of the ball. The defense set the tone on Cincinnati's opening drive, forcing a punt after defensive tackle Zach Sieler recorded a third-down sack of quarterback Joe Burrow. The offense, led by rookie quarterback Quinn Ewers in his first NFL start, settled in quickly. Ewers connected with tight end Darren Waller for a 22-yard completion on third down.

Cincinnati struck first on its second possession, as Burrow orchestrated a 91-yard drive capped by a 9-yard touchdown pass to wide receiver Tee Higgins.

Miami responded immediately. On the Dolphins' next offensive possession, running back De'Von Achane broke free for a 48-yard touchdown run, his eighth rushing score of the season and 12th total touchdown, tying the game at 7–7 late in the first quarter.

The teams traded momentum in the second quarter. Cincinnati regained the lead with a 45-yard field goal, but Miami answered with one of its most complete drives of the half. Ewers connected repeatedly with wide receiver Jaylen Waddle before wide receiver Malik Washington finished the possession with a 10-yard end-around touchdown run, giving the Dolphins a 14–10 edge.

The Bengals responded with a one-minute touchdown drive, powered by running back Samaje Perine, and took a 17–14 advantage into halftime.

Momentum shifted in Cincinnati's favor coming out of the locker room. On Miami's opening drive of the third quarter, a completion to tight end Greg Dulcich was jarred loose by Bengals safety Jordan Battle, resulting in a fumble recovered by Cincinnati. The Bengals capitalized immediately, scoring on a short touchdown pass to running back Chase Brown.

Two possessions later, an interception by Bengals linebacker Barrett Carter set Cincinnati up with good field position. Brown scored on the ensuing drive, and the Bengals' lead climbed to 31–14. Two possessions later, another interception by Bengals cornerback Jalen Davis led to Brown's third touchdown of the day, pushing the deficit to 38–14 by the end of the third quarter.

Cincinnati added another score early in the fourth quarter with a 17-yard touchdown catch from tight end Mike Gesicki, but Miami continued to show some fight late as Ewers led a 97-yard drive capped by a 3-yard touchdown run from running back Jaylen Wright for the final score of the game.

Team Statistics	Bengals	Dolphins
First Downs	23	19
3rd-Down Eff. (Made/Att/Pct)	6/12/50%	2/10/20%
4th-Down Eff. (Made/Att/Pct)	1/1/100%	1/2/50%
Total Net Yards	407	389
Total Plays	61	58
Yards Per Play	6.7	6.7
Rushes/Net Yards	26/105	28/129
Net Passing	302	260
Pass Attempts/Completions	33/26	30/20
Had Intercepted	0	2
Sacked/Yards Lost	2/11	0/0
Punts/Average	4/52.0	4/50.3
Penalties/Yards	2/10	3/20
Fumbles/Lost	0/0	2/1
Possession Time	31:32	28:28

WEEK 17

Hard Rock Stadium

20-17

	Q1	Q2	Q3	Q4		
Tampa Bay Buccaneers	7	0	3	7	—	17
Miami Dolphins	7	10	0	3	—	20

SCORING DRIVES

TEAM	QTR	TIME	SCORING PLAY	TB	MIA
Buccaneers	1	05:27	C.Godwin 5 yd. pass from B.Mayfield (C.McLaughlin kick) (14-68, 7:27)	7	0
Dolphins	1	04:29	T.Wease 63 yd. pass from Q.Ewers (R.Patterson kick) (3-65, 0:58)	7	7
Dolphins	2	08:18	R.Patterson 29 yd. Field Goal (10-76, 5:41)	7	10
Dolphins	2	01:43	G.Dulcich 11 yd. pass from Q.Ewers (R.Patterson kick) (9-76, 4:14)	7	17
Buccaneers	3	03:49	C.McLaughlin 33 yd. Field Goal (13-50, 8:06)	10	17
Dolphins	4	14:15	R.Patterson 31 yd. Field Goal (8-32, 4:34)	10	20
Buccaneers	4	00:50	M.Evans 4 yd. pass from B.Mayfield (C.McLaughlin kick) (3-91, 1:00)	17	20

TAMPA BAY BUCCANEERS

PASSING	ATT	CP	YDS	SK/YD	TD	LG	INT	RTG
Baker Mayfield	44	33	346	3/19	2	59	2	93.6
TOTAL	**44**	**33**	**346**	**3/19**	**2**	**59**	**2**	**93.6**

RUSHING	ATT	YDS	AVG	LG	TD
Bucky Irving	9	19	2.1	12	0
Baker Mayfield	3	16	5.3	11	0
Rachaad White	2	10	5.0	7	0
Sean Tucker	2	8	4.0	6	0
TOTAL	**16**	**53**	**3.3**	**12**	**0**

RECEIVING	NO	YDS	AVG	LG	TD
Jalen McMillan	7	114	16.3	33	0
Chris Godwin Jr.	7	108	15.4	59	1
Bucky Irving	5	14	2.8	7	0
Cade Otton	4	33	8.3	13	0
Mike Evans	3	31	10.3	16	1
Emeka Egbuka	3	20	6.7	7	0
Tez Johnson	2	19	9.5	17	0
Rachaad White	2	7	3.5	6	0
TOTAL	**33**	**346**	**10.5**	**59**	**2**

INTERCEPTIONS	TOT	YDS	AVG	LONG	TD
None					

SACKS

Yaya Diaby [1.0/9.0], Logan Hall [1.0/10.0]

MIAMI DOLPHINS

PASSING	ATT	CP	YDS	SK/YD	TD	LG	INT	RTG
Quinn Ewers	22	14	172	2/19	2	63t	0	118.0
TOTAL	**22**	**14**	**172**	**2/19**	**2**	**63t**	**0**	**118.0**

RUSHING	ATT	YDS	AVG	LG	TD
De'Von Achane	18	83	4.6	18	0
Jaylen Wright	5	56	11.2	32	0
Jaylen Waddle	1	7	7.0	7	0
Quinn Ewers	4	5	1.3	7	0
Malik Washington	1	1	1.0	1	0
Greg Dulcich	1	-7	-7.0	-7	0
TOTAL	**30**	**145**	**4.8**	**32**	**0**

RECEIVING	NO	YDS	AVG	LG	TD
Greg Dulcich	5	58	11.6	23	1
De'Von Achane	3	29	9.7	20	0
Theo Wease Jr.	1	63	63.0	63t	1
Julian Hill	1	16	16.0	16	0
Cedrick Wilson Jr.	1	8	8.0	8	0
Malik Washington	1	4	4.0	4	0
Darren Waller	1	0	0.0	0	0
Quinn Ewers	1	-6	-6.0	-6	0
TOTAL	**14**	**172**	**12.3**	**63t**	**2**

INTERCEPTIONS	TOT	YDS	AVG	LONG	TD
Jason Marshall Jr.	1	24	24.0	24	0
Ashtyn Davis	1	21	21.0	21	0

SACKS

Tyrel Dodson [1.0/7.0], Bradley Chubb [2.0/12.0]

GAME RECAP

The Miami Dolphins put together a strong performance Sunday afternoon at Hard Rock Stadium, defeating the Tampa Bay Buccaneers 20–10 behind timely playmaking on both sides of the ball. Miami leaned on its rushing attack, capitalized on takeaways and delivered key contributions from young players to secure the win.

Miami opened the game on offense as quarterback Quinn Ewers made his second consecutive NFL start. The Dolphins ran three plays on their opening drive before punting, with Ewers connecting with tight end Greg Dulcich early - a sign of the role Dulcich would continue to play in Miami's passing attack throughout the afternoon.

Tampa Bay struck first on its next possession, marching 68 yards on a 14-play drive capped by a five-yard touchdown pass from Baker Mayfield to wide receiver Chris Godwin, giving the Buccaneers a 7–0 lead midway through the first quarter.

It took only 58 seconds for Miami to respond. On 3rd-and-8, Ewers found rookie wide receiver Theo Wease Jr. down the left sideline, and Wease Jr. turned the catch into a 63-yard touchdown, evening the score at 7–7 late in the first quarter. It was Ewers's first career touchdown pass and the first career receiving score for Wease Jr.

Miami seized momentum in the second quarter behind its rushing attack. Running backs De'Von Achane and Jaylen Wright combined for several chunk gains, including a 32-yard run by Wright that set the Dolphins up deep in Buccaneers territory. Miami settled for a 29-yard field goal from kicker Riley Patterson, taking a 10–7 lead following a 10-play, 76-yard drive that chewed up more than five minutes.

The Dolphins' defense continued to create opportunities. Rookie cornerback Jason Marshall Jr. recorded the first interception of his NFL career, leaping to snag a deep pass intended for Bucs wide receiver Jalen McMillan and returning it to midfield. Miami capitalized once again, marching 76 yards over nine plays. Ewers capped the drive with a perfectly placed 11-yard touchdown pass to Dulcich on 3rd-and-goal, giving the Dolphins a 17–7 advantage with under two minutes remaining in the half.

Tampa Bay threatened late in the half, driving into field goal range, but defensive tackle Zeek Biggers blocked a 55-yard attempt by kicker Chase McLaughlin, preserving Miami's 10-point halftime lead.

The Buccaneers opened the second half with a three-and-out, but later trimmed the deficit with a 33-yard field goal after a lengthy drive that consumed more than eight minutes of play. Miami answered in the fourth quarter by extending its lead. Patterson drilled a 31-yard field goal through the uprights to make it 20–10 following an eight-play drive that kept the Buccaneers' offense on the sideline.

Miami's defense took over from there. Safety Ashtyn Davis intercepted Mayfield at the Dolphins 5-yard line midway through the fourth quarter, his first interception of the season and ninth of this career, halting a promising Tampa Bay drive. Moments later, Chubb delivered another game-changing play, recording his second sack of the afternoon and forcing a fumble that was recovered by linebacker Quinton Bell, effectively sealing the outcome.

Team Statistics	Buccaneers	Dolphins
First Downs	21	13
3rd-Down Eff. (Made/Att/Pct)	6/13/46%	4/12/33%
4th-Down Eff. (Made/Att/Pct)	2/2/100%	0/0/0%
Total Net Yards	380	298
Total Plays	63	54
Yards Per Play	6.0	5.5
Rushes/Net Yards	16/53	30/145
Net Passing	327	153
Pass Attempts/Completions	44/33	22/14
Had Intercepted	2	0
Sacked/Yards Lost	3/19	2/19
Punts/Average	3/42.0	5/47.2
Penalties/Yards	5/45	10/77
Fumbles/Lost	2/1	1/0
Possession Time	32:06	27:54

WEEK 18

Gillette Stadium

38-10

	Q1	Q2	Q3	Q4		
Miami Dolphins	0	10	0	0	—	10
New England Patriots	14	3	14	7	—	38

SCORING DRIVES

TEAM	QTR	TIME	SCORING PLAY	MIA	NE
Patriots	1	13:14	T.Henderson 5 yd. run (A.Borregales kick) (3-70, 1:46)	0	7
Patriots	1	00:55	R.Stevenson 2 yd. run (A.Borregales kick) (9-92, 4:55)	0	14
Dolphins	2	10:14	M.Washington 2 yd. pass from Q.Ewers (R.Patterson kick) (10-65, 5:41)	7	14
Dolphins	2	00:28	R.Patterson 52 yd. Field Goal (4-6, 1:03)	10	14
Patriots	2	00:00	A.Borregales 59 yd. Field Goal (4-27, 0:28)	10	17
Patriots	3	07:30	R.Stevenson 15 yd. pass from D.Maye (A.Borregales kick) (7-80, 4:08)	10	24
Patriots	3	02:18	R.Stevenson 35 yd. run (A.Borregales kick) (4-63, 2:06)	10	31
Patriots	4	12:39	T.Henderson 2 yd. run (A.Borregales kick) (5-51, 3:00)	10	38

MIAMI DOLPHINS

PASSING	ATT	CP	YDS	SK/YD	TD	LG	INT	RTG
Quinn Ewers	23	16	137	4/20	1	20	1	81.2
Zach Wilson	2	0	0	0/0	0	0	0	39.6
TOTAL	**25**	**16**	**137**	**4/20**	**1**	**20**	**1**	**74.9**

RUSHING	ATT	YDS	AVG	LG	TD
Jaylen Wright	13	23	1.8	7	0
Malik Washington	2	22	11.0	14	0
Ollie Gordon II	9	9	1.0	9	0
Quinn Ewers	1	9	9.0	9	0
TOTAL	**25**	**63**	**2.5**	**14**	**0**

RECEIVING	NO	YDS	AVG	LG	TD
Theo Wease Jr.	3	44	14.7	20	0
Greg Dulcich	3	31	10.3	20	0
Malik Washington	3	6	2.0	5	1
Tahj Washington	2	26	13.0	19	0
Jaylen Wright	2	17	8.5	13	0
Julian Hill	1	8	8.0	8	0
Alec Ingold	1	3	3.0	3	0
Ollie Gordon II	1	2	2.0	2	0
TOTAL	**16**	**137**	**8.6**	**20**	**1**

INTERCEPTIONS	TOT	YDS	AVG	LONG	TD
None					

SACKS

No Sacks

NEW ENGLAND PATRIOTS

PASSING	ATT	CP	YDS	SK/YD	TD	LG	INT	RTG
Drake Maye	18	14	191	0/0	1	35	0	129.4
Joshua Dobbs	4	3	23	0/0	0	20	0	88.5
TOTAL	**22**	**17**	**214**	**0/0**	**1**	**35**	**0**	**122.2**

RUSHING	ATT	YDS	AVG	LG	TD
Rhamondre Stevenson	7	131	18.7	56	2
TreVeyon Henderson	13	53	4.1	13	2
Drake Maye	5	41	8.2	14	0
D'Ernest Johnson	5	13	2.6	5	0
Kyle Williams	1	5	5.0	5	0
Joshua Dobbs	3	0	0.0	2	0
TOTAL	**34**	**243**	**7.1**	**56**	**4**

RECEIVING	NO	YDS	AVG	LG	TD
Hunter Henry	5	56	11.2	29	0
Stefon Diggs	3	43	14.3	34	0
DeMario Douglas	2	29	14.5	20	0
Kayshon Boutte	2	24	12.0	13	0
Rhamondre Stevenson	2	22	11.0	15t	1
Efton Chism III	1	35	35.0	35	0
Austin Hooper	1	5	5.0	5	0
Jack Westover	1	0	0.0	0	0
TOTAL	**17**	**214**	**12.6**	**35**	**1**

INTERCEPTIONS	TOT	YDS	AVG	LONG	TD
Jaylinn Hawkins	1	0	0.0	0	0

SACKS

Christian Barmore [1.0/7.0], K'Lavon Chaisson [1.0/4.0], Marcus Jones [1.0/6.0], Elijah Ponder [1.0/3.0]

GAME RECAP

The Miami Dolphins closed the 2025 regular season Sunday afternoon at Gillette Stadium, falling 38–10 to the New England Patriots. Miami finished the year 7–10 after facing a Patriots team playing for playoff positioning in the Week 18 matchup.

New England set the tone early with a ground-heavy opening drive. Running back Rhamondre Stevenson opened the game with back-to-back runs of nine and 56 yards, and the Patriots capped the three-play drive with a 5-yard touchdown run by running back TreVeyon Henderson to take an early 7–0 lead.

Miami responded with an encouraging first possession of its own. Quarterback Quinn Ewers, making his third consecutive NFL start, led the Dolphins deep into Patriots territory. The drive featured contributions from multiple skill players, including a 20-yard completion to wide receiver Theo Wease Jr. and an end-around by wide receiver Malik Washington that moved the ball inside the New England 10-yard line. Miami elected to go for it on fourth-and-1 from the 8-yard line, but the pass fell incomplete, resulting in a turnover on downs.

The Patriots capitalized, driving 92 yards on nine plays and scoring on a direct snap to Stevenson from two yards out to extend the lead to 14–0 late in the first quarter.

Miami answered early in the second quarter with its most complete offensive drive of the half. The Dolphins leaned on the run game and quick throws, marching 65 yards on 10 plays. Ewers capped the possession with a play-action pass to Malik Washington for a 2-yard touchdown, trimming the deficit to 14–7.

The Dolphins' defense followed with a pair of key stops, including a fourth-down tackle by linebackers Tyrel Dodson and Jordyn Brooks to halt a Patriots drive near midfield. On the ensuing possession, New England linebacker Jack Gibbens forced a fumble that gave the Patriots possession at the Miami 37-yard line. The Dolphins defense held firm, forcing New England to attempt a field goal. Defensive tackle Zach Sieler blocked the 38-yard attempt, giving Miami possession with less than two minutes remaining in the quarter.

Miami turned that momentum into points just before halftime. After the block, the Dolphins moved into field goal range and kicker Riley Patterson converted a 52-yard field goal with 28 seconds remaining. New England responded with a 59-yard field goal as time expired, sending the teams into halftime with the Patriots leading 17–10.

Miami's opening drive of the third quarter featured a pass interference penalty coupled with completions to Malik Washington and tight end Greg Dulcich that moved them into the red zone. On the following play, Ewers was intercepted by Patriots safety Jaylinn Hawkins in the end zone. New England converted the turnover into points, scoring on a 15-yard touchdown reception by Stevenson to push the lead to 24–10.

Late in the third quarter, Stevenson added a 35-yard rushing touchdown, and Henderson scored again early in the fourth to make it 38–10, marking the final score of the evening.

Team Statistics	Dolphins	Patriots
First Downs	13	22
3rd-Down Eff. (Made/Att/Pct)	5/13/38%	5/10/50%
4th-Down Eff. (Made/Att/Pct)	0/1/0%	0/1/0%
Total Net Yards	180	457
Total Plays	54	56
Yards Per Play	3.3	8.2
Rushes/Net Yards	25/63	34/243
Net Passing	117	214
Pass Attempts/Completions	25/16	22/17
Had Intercepted	1	0
Sacked/Yards Lost	4/20	0/0
Punts/Average	6/40.8	3/51.7
Penalties/Yards	7/52	4/52
Fumbles/Lost	2/1	0/0
Possession Time	29:11	30:49

BIOS

STEPHEN M. ROSS

FOUNDER, OWNER AND EXECUTIVE CHAIRMAN, ROSS SPORTS & ENTERTAINMENT

COLLEGE MICHIGAN

Stephen M. Ross is the CEO and Chairman of Related Ross, Founder and Non-Executive Chairman of Related Companies and the Founder, Owner and Executive Chairman of Ross Sports and Entertainment, which includes the Miami Dolphins, Hard Rock Stadium, the Formula 1® Hard Rock Miami Grand Prix, the Miami Open presented by Itaú and the Precision Drive Club.

In 1972, Ross formed Related Companies, which has grown into one of the most prominent privately owned real estate firms in the United States. Known for developing the neighborhood-defining Hudson Yards in Manhattan, the company was recently named one of the 50 Most Innovative Companies in the World by Fast Company Magazine and boasts more than $60 billion in assets owned or under development across the United States. In 2024, Ross founded and became Chief Executive of Related Ross, which has already become the largest commercial-property owner in downtown West Palm Beach. Focused on continued development and inclusive economic growth across South Florida, Related Ross has attracted a new generation of leaders across finance and technology to The Gold Coast and elicited renewed interest and investment in the region.

Ross first invested in the Miami Dolphins in February 2008 and assumed the responsibilities of managing general partner of both the Miami Dolphins and Hard Rock Stadium in 2009. The role is the culmination of one of his long-held dreams — Ross grew up in South Florida and the Dolphins have been a lifetime passion for him.

Throughout the Dolphins organization, Ross' ethos of building a first-class team on and off the field is etched deep. His more than $1 billion of private investment in Hard Rock Stadium and its surrounding properties – most notably to modernize the stadium from 2015-17 – has transformed the iconic venue into a global entertainment destination that showcases the best Miami has to offer and attracts a talent and event lineup that is unparalleled in professional sports. As a result of Ross' vision and investment, Hard Rock Stadium secured events such as Super Bowl LIV – which coincided with the 100th season of the NFL – as well as the 2021 and 2026 College Football Playoff National Championships, the Formula 1® Hard Rock Miami Grand Prix, 2026 FIFA World Cup, major global concert tours, international soccer matches and a host of world-class events over the past decade.

With football, Ross has demonstrated a steadfast commitment to provide coaches, players and support staff the resources necessary to build a winning team that will compete for championships. He invested $135 million into the state-of-the-art Baptist Health Training Complex, which opened in July 2021. Ross has also invested in the players' personal and professional development off the field, most notably through creating and funding the Dolphins Business Combine — a three-day event which allows players to meet with business leaders across a variety of industries and receive training on topics like personal finance, real estate and investments.

Ross has broadened his sports and entertainment portfolio considerably since assuming primary ownership of the Dolphins in 2009, developing what is widely considered one of the most dynamic global operating enterprises in sports and entertainment.

In 2012, Ross established RSE Ventures, a multi-national sports, entertainment and technology investment firm for which he serves as Chairman. That same year, Ross founded global soccer media company Relevent through RSE Ventures. Initially focused on live events, Relevent successfully orchestrated the first-ever El Clásico hosted in North America. The 2017 match between Barcelona and Real Madrid was the highest-revenue-grossing soccer match in U.S. history at the time.

Shortly thereafter, Relevent began transitioning its business from event promotion to commercial rights representation. In the years since, it has since grown into the leading and most influential privately-owned commercial partner in soccer worldwide, working with leagues, governing bodies, and other properties to sell media, sponsorship and licensing rights. In 2025, Relevent won a landmark mandate to represent the UEFA men's club competitions — including the UEFA Champions League, Europa League, and Conference League — in the sale of their global media and sponsorship rights for the 2027-2033 cycle. The company's other market-leading partnerships include LALIGA North America, a 20-year joint venture with LALIGA for North and Central America, a 17-year partnership with Bundesliga for the Americas, the Premier League Summer Series event platform in the United States and a media rights, content and marketing partnership with the EFL across the Americas.

Ross also expanded his South Florida sports portfolio beyond the Dolphins and Hard Rock Stadium, adding the Miami Open tennis tournament and the Formula 1® Hard Rock Miami Grand Prix to his growing list of sports and entertainment properties. In 2017, when Miami Open organizers began to explore leaving the tournament's longtime home in Key Biscayne, Florida, Ross stepped in to propose hosting the tournament at Hard Rock Stadium. Two years later, the Miami Open debuted in its new home in Miami Gardens, where Ross had spearheaded and funded the construction of a world-class custom tennis complex. The tournament, which is one of the sport's most prestigious outside of the four Grand Slams, has consistently delivered record attendance and revenue in the years since. In 2025, Ross purchased a 45% stake in the Miami Open, which is co-owned and operated with MARI.

In April 2021, Ross became the Chairman and Owner of the Formula 1® Hard Rock Miami Grand Prix. As one of the few sports properties with true global appeal — rivaling the likes of the Olympics and World Cup in terms of consumer interest worldwide — Formula 1 represented a significant opportunity for South Florida to draw widespread attention from and become culturally relevant to a massive international sports audience. Ross and Managing Partner of the Formula 1® Hard Rock Miami Grand Prix Tom Garfinkel worked with specialist designers to create a racetrack that provides premier racing and unique fan experiences that are reflective of the diverse and dynamic nature of Miami, with Hard Rock Stadium sitting at the heart of the circuit – made possible as a result of Ross' sole ownership of the venue and surrounding property, as well as his private investment to build the FIA Grade One track. The inaugural race was named the Best New Event of 2022 by the Sports Business Journal and the organization was named Promoter of the Year by Formula 1 after just the third edition of the event, while delivering an estimated economic impact of more than $1 billion to the local area. Thanks to Ross' efforts, the Formula 1® Hard Rock Miami Grand Prix has cemented itself as America's premier Formula 1 race and a marquee event at the

intersection of sports and culture, with an extended contract through 2041, making it the longest agreement in the sport.

Following these successes, Ross has taken further steps to realize his ambitions of transforming South Florida into a leading global sports hub. He facilitated the sale of a 13% stake in the Dolphins, Hard Rock Stadium and the Formula 1® Hard Rock Miami Grand Prix to Ares Management funds and Brooklyn Nets owners Joe Tsai and Oliver Weisberg in December 2024, with the raise intended to fuel continued investment into his diverse South Florida-based sports and entertainment portfolio. One year later, Ross sold a 1% stake in the enterprise to Bin Lin, the co-founder and vice chairman of Xiaomi, at a record-setting valuation of $12.5 billion, the highest in professional sports. Ross also played a central role in securing Miami-Dade as a host for the FIFA World Cup 2026, with the region's matches taking place at Hard Rock Stadium. The event showcased South Florida on a global scale and generated over $1 billion in economic impact for the community.

Deeply committed to supporting and uniting the South Florida community, Ross routinely leverages the platforms of the Dolphins, Hard Rock Stadium, Formula 1® Hard Rock Miami Grand Prix and Miami Open tennis tournament to make a lasting positive impact in the region. Under his stewardship, the Dolphins have raised over $100 million for local cancer research through the Dolphins Cancer Challenge, which is now the largest fundraiser in the NFL. In June 2020, Ross and the Miami Dolphins Foundation announced a year-long Food Relief Program with a $3 million investment and an additional $1 million from the Lennar Foundation. The initiative provided 1,000 meals each day from local minority-owned restaurants to churches, community groups and those in need during the pandemic. Through this program, the Dolphins' Community Restaurant Program was established, which continues to operate for numerous stadium and community events, along with the Formula 1® Hard Rock Miami Grand Prix, allowing local restaurants to showcase on a global stage.

Furthermore, Ross has used his platform to harness the unifying power of sport to advance race relations across the country through the establishment of the nonprofit Ross Initiative in Sports for Equality (RISE). RISE was recognized in 2017 by ESPN's Humanitarian Awards with the Stuart Scott ENSPIRE Award, which celebrates people and organizations who have taken an innovative approach to help the disadvantaged through the power of sports. This also connects to Ross' vision of the Dolphins' FOOTBALL UNITES™ program to effectuate positive social change. Under his leadership, the Dolphins organization actively embraces the diversity and intersections that make up South Florida, working with groups to improve relationships and foster understanding. In February 2020, the Miami Dolphins were honored by the Fritz Pollard Alliance with the Paul J. Tagliabue Award for their leadership in advancing diversity. Ross was among Sports Business Journal's Leaders in Diversity and Inclusive Hiring honorees in March 2021.

In May 2013, Ross pledged to give more than half of his estate to philanthropic causes and charitable organizations, including South Florida-based institutions. The commitment was made through the Giving Pledge, a long-term global initiative that aims to inspire deeper engagement in philanthropy and increase charitable giving globally. He is also the largest single donor to the University of Michigan supporting the Ross School of Business, critical athletic facilities, scholarships, career development programs and faculty recruitment.

Over the years, Ross has received numerous honors for his business, civic and philanthropic activities. In August 2019, Ross was inducted into the National Football Foundation Leadership Hall of Fame. The prestigious award recognizes the country's most influential individuals who have ascended to the highest levels of success and exhibited the critical leadership qualities that transcend ordinary enterprises. He also received the Jackie Robinson Foundation ROBIE Lifetime Achievement Award, which recognizes individuals who have dedicated their lives to promoting equal opportunity and inclusion.

Ross graduated from the University of Michigan with a Bachelor of Business Administration degree and from Wayne State University Law School with a Juris Doctor degree. He later received a Master of Laws in Taxation from New York University School of Law. In 2004, the University of Michigan renamed its business school the Stephen M. Ross School of Business at the University of Michigan and in 2011, the school awarded him an honorary Doctor of Laws degree at its commencement.

DANIEL SILLMAN

CHIEF EXECUTIVE OFFICER, ROSS SPORTS & ENTERTAINMENT

COLLEGE MICHIGAN

Daniel Sillman is the Chief Executive Officer of Ross Sports & Entertainment, which includes the Miami Dolphins, Hard Rock Stadium, the Formula 1® Hard Rock Miami Grand Prix, the Precision Drive Club and the Miami Open presented by Itaú.

As CEO, a role to which he was named in August 2026, Sillman oversees one of the most dynamic sports and entertainment portfolios in the world. Sillman has also worked closely alongside Chairman and Owner Stephen M. Ross for more than a decade on many of the enterprise's most significant initiatives and growth opportunities.

Most notably, Sillman chaired the organizational committee that conducted the search process for the Dolphins' new head coach and general manager following the 2025 season. Led by Sillman, the team identified Jeff Hafley and Jon-Eric Sullivan from the Green Bay Packers as the right leaders to set a new foundation for the franchise. Sillman also established a new leadership structure in football, with Hafley, Sullivan and Executive Vice President of Football Operations Brandon Shore reporting directly to him.

Sillman has also made significant contributions to the business growth of the enterprise. In 2024, Sillman led the process to attract new, limited partner investors in the organization, which resulted in a landmark deal to Ares Management funds and Brooklyn Nets owners Joe Tsai and Oliver Weisberg. One year later, Sillman helped facilitate the sale of an additional 1% stake by Bin Lin, the co-founder and vice chairman of Xiaomi, at a record-setting valuation of $12.5 billion, the highest in professional sports globally. Additionally, Sillman executed the acquisition of a 45% stake in the Miami Open tennis tournament in 2025, which the organization now co-owns and operates with MARI. These investments have allowed Ross to support continued growth and innovation in South Florida.

In his role as CEO of Ross Sports & Entertainment, Sillman leads the executive leadership team which oversees the operations for all verticals of business, including EVP/Hard Rock Stadium Operations Todd Boyan, EVP/Chief Financial Officer Chris Clements, EVP/Chief Revenue Officer Jason Green and President of the Formula 1 Hard Rock Miami Grand Prix Katharina Nowak.

Sillman also serves as Executive Chairman, co-founder and majority owner of Relevent, one of the world's leading privately-owned sports and media rights companies. Under his leadership, Relevent has become the premier strategic and commercial partner to many of the world's most prominent soccer properties, securing approximately $10 billion a year in media, sponsorship and licensing rights agreements on behalf of organizations including UEFA, the Premier League, LALIGA, the Bundesliga and the English Football League. Sillman also serves as Executive Chairman of Relevent Football Partners, the dedicated entity responsible for the global commercialization of UEFA men's club competitions.

In 2018, Sillman facilitated a landmark, first-of-its-kind 20-year deal with LALIGA that established a joint venture with Relevent to promote the Spanish league in North America. Sillman negotiated LALIGA's record-breaking media rights deal with ESPN in 2021, which, at the time, marked the largest football media rights deal ever in the US and Canada. He also spearheaded the media rights negotiation and sale of LALIGA's rights in Mexico and Central America to Televisa Sky Sports in 2021. The following year, Sillman led Relevent to secure UEFA's men's club competitions media rights for the United States.

Sillman went on to help Relevent land exclusive EFL fixture distribution rights throughout North, Central, and South America in 2024 and, later that year, struck a 17-year agreement to represent the Bundesliga in the sale of its media rights in North, Central, and South America as well as the Caribbean. In 2025, he led Relevent's efforts to pursue and win a historic mandate to represent the UEFA men's club competitions media rights globally for the 2027–2033 cycle. The deal represented a seismic shift in the global sport business landscape.

In 2026, Sillman helped broker a multi-year deal between Bundesliga and Versant Media's USA Sports and NBCUniversal's Telemundo as the league's first U.S. media rights agreements, making the German league available in 80 million U.S. homes across English, Spanish, linear and digital. Relevent also played a critical role in helping Bundesliga secure its first U.S. sponsorship agreement with Polymarket, a critical step in furthering the league's growth in the market.

Sillman began his career founding and operating Compass Management, a multi-family office for professional athletes, which he later sold to FFO in 2015. Prior to joining Relevent, he sourced, structured and executed new investment opportunities as the Director of Business Development at RSE Ventures — a private investment firm owned by Ross. At RSE Ventures, Sillman led efforts focused on mid-cap sport businesses such as Student Sports, which owns and operates Elite 11 Football and Area Code Baseball, among others. He then transitioned to Relevent, where he worked to bring El Clásico, a football match between Spanish rivals Barcelona and Real Madrid, to the US for the first time and outside of Spain for the second time in 100 years. Shortly after the Miami-based El Clásico in 2017, Sillman was named CEO of Relevent and began to lead the company's transition from a live events company to the global media rights powerhouse it is today.

For these efforts, Sillman has been named to several sport business awards lists, including Leaders in Sport's Leaders Under 40 (2022), Sports Business Journal's Forty Under 40 (2019), and Forbes Sports' 30 Under 30 (2018). He co-led the development of high-profile companies such as fast-growing youth enrichment platform Rocket Youth. He also serves on the board of directors of RISE — a national non-profit that educates and empowers the sport community to eliminate racial discrimination, champion social justice, and improve race relations — and is a member of the board of trustees for the UEFA Foundation for Children. Additionally, Sillman served as a member of the FIFA World Cup 26™ Miami Host Committee Board of Directors and currently serves on the board of the Miami Open presented by Itaú and Transmit, a leader in sports technology innovation.

JON-ERIC SULLIVAN

GENERAL MANAGER

NFL SEASON 23rd | DOLPHINS SEASON 1st

COLLEGE GARDNER-WEBB

Jon-Eric Sullivan was named general manager of the Miami Dolphins on Jan. 9, 2026. The 2026 campaign will mark his 23rd season in the NFL and his first with Miami.

Sullivan brings more than two decades of scouting and player evaluation experience to Miami, having spent the past 22 seasons with the Green Bay Packers (2004-2025), most recently as the team's vice president of player personnel. He helped the Packers win Super Bowl XLV and the 2010 NFC Championship Game, in addition to securing 10 NFC North titles and 16 playoff appearances during his tenure with Green Bay. Sullivan was a key part of a Packers personnel department that acquired players who combined for more than 15 first-team All-Pro selections and over 40 Pro Bowl nods.

In his role as Green Bay's vice president of player personnel, which he held from 2022 to 2025, Sullivan oversaw the team's college and pro scouting departments, working in tandem with general manager Brian Gutekunst and collaborating closely with head coach Matt LaFleur. The Packers have reached the playoffs in three of the last four seasons while retooling their roster with talent with a balanced approach through the draft, free agency and trades.

Green Bay signed cornerback Keisean Nixon in 2022 and safety Xavier McKinney in 2024 via free agency, who combined for three first-team All-Pro honors and a Pro Bowl selection. The team also acquired defensive lineman Micah Parsons on a blockbuster trade deal with Dallas ahead of the 2025 season. Parsons finished seventh in the NFL in 2025 with 12.5 sacks despite suffering a season-ending injury and was named to the 2026 Pro Bowl.

In 2024, the Packers drafted linebacker Edgerrin Cooper in the second round and safety Evan Williams in the fourth, with both earning PFWA All-Rookie honors that year. The team also selected wide receiver Christian Watson in the second round of the 2022 NFL Draft and used a third-round pick in 2023 to take tight end Tucker Kraft. Watson ranked second in the NFL in yards per reception in 2025 (17.5), while Kraft finished second among league tight ends in the same category in 2024 (14.1).

From 2018 to 2021, Sullivan served as the team's co-director of player personnel. In 2021, the Packers added linebacker De'Vondre Campbell through free agency, who went on to earn first-team All-Pro honors in his first season with the team. Green Bay also drafted three Pro Bowl players during that span, selecting cornerback Jaire Alexander in the first round of the 2018 NFL Draft, along with defensive lineman Rashan Gary and guard Elgton Jenkins in the first and second rounds of the 2019 NFL Draft. The team also selected quarterback Jordan Love with the 26th pick in 2020 NFL Draft. Love ranks sixth in touchdown passes (80) and eighth in passing yards (10,929) since becoming the team's full-time starting quarterback in 2023. He also finished second in the NFL with 32 passing touchdowns his first year as a starter.

Prior to his role as co-director of player personnel, Sullivan was the team's director of college scouting for two seasons from 2016 to 2017. In 2016, the Packers drafted three-time Pro Bowl defensive lineman Kenny Clark in the first round of the draft and used a fourth-round pick to take linebacker Blake Martinez, who led the league in tackles the following season (144). Green Bay selected running back Aaron Jones in the fifth round of the 2017 NFL Draft, who went on to lead the league in rushing yards per carry as a rookie (5.5). In 2019, Jones paced the NFL in total touchdowns (19) and rushing scores (16), earning a Pro Bowl nod for his performance.

Sullivan spent eight years as a college scout from 2008 to 2015, first scouting and evaluating talent from the Central Plains region (2008-11) and later the Southeast region (2012-15). The Packers drafted running back Eddie Lacy in 2013, who became the AP Offensive Rookie of the Year.

Sullivan got his start working as a scouting intern during Green Bay's 2003 training camp before earning a full-time position with the team's football operations department in 2004. From 2004-2008, Sullivan worked as the team's National Football Scouting representative to the annual NFL Scouting Combine and authored evaluations of all prospective seniors in the Southwest region.

Prior to his time in Green Bay, Sullivan served as a student-assistant coach at Gardner-Webb University, his alma mater, for one season (2000) where he worked with the wide receivers. He then worked for three years (2001-04) for GMAC Insurance Group's sales and credit administration departments before joining the Packers' staff.

Sullivan was a collegiate athlete, playing wide receiver his junior and senior seasons (1998-99) at Gardner-Webb. As a senior, he was named to the all-conference team after leading the Bulldogs with 43 receptions. Prior to Gardner-Webb, he played at the University of South Carolina from 1995-97.

Sullivan obtained a B.A. degree in social science from Gardner-Webb in December 2000. In 2021, Gardner-Webb inducted Sullivan into its Gallery of Distinguished Alumni.

Sullivan attended Fork Union (Va.) Military Academy for high school, where he was an all-state defensive back as a junior after leading the state with nine interceptions, then earned all-state honors as a receiver his senior year. Sullivan lettered twice in football and also earned two letters each in indoor and outdoor track.

His father, Jerry Sullivan, was a longtime NFL and college coach who retired in 2021 after more than 40 years of coaching experience, including a stint as the Dolphins wide receivers coach in 2004.

Sullivan and his wife, Jennifer, have three daughters, Samantha, Mia and Cecilia.

BRANDON SHORE

EXECUTIVE VICE PRESIDENT, FOOTBALL OPERATIONS

NFL SEASON 17th | DOLPHINS SEASON 17th

COLLEGE ELON

Brandon Shore currently serves as executive vice president of football operations for the Miami Dolphins. The 2026 season marks his 17th year with the club, where he has served in various capacities to now lead all football operations and administration.

In his role, Shore works alongside General Manager Jon-Eric Sullivan and Head Coach Jeff Hafley on all aspects of the club's football operations. He oversees team and training facility operations, video, football analytics, strategy and systems, equipment, athletic training, team security and player engagement. He also serves as the team's chief negotiator for player contracts, manages the salary cap and club compliance with the NFL's Collective Bargaining Agreement, and acts as the organization's liaison on labor relations and league matters.

Additionally, Shore oversees the club's grounds crew and leads the operations for South Florida Sod Farm, which is owned by the Dolphins and produces the natural grass fields for both Hard Rock Stadium and the Baptist Health Training Complex.

Shore has held a variety of roles since joining the team in 2010, including senior vice president of football & business administration (2021-25), vice president of football administration (2019-20), senior director of football administration (2016-18), senior director of human resources (2015-16), director of human resources (2014-15), senior manager of human resources & football administration, finance & legal affairs specialist (2012-14) and football administration assistant (2010-12). Throughout his tenure with the Dolphins, Shore has previously been responsible for the club's human resources, business analytics, information technology and leadership development programs.

Shore was born and raised in South Florida. He received a Bachelor of Science degree from Elon University with majors in accounting and business management, and was named the school's Young Alumnus of the Year in 2017. He also holds a Juris Doctorate from the University of Miami School of Law. Shore is a member of the Florida Bar and a licensed Certified Public Accountant. He was recognized on The Athletic's "NFL 40 Under 40" list in 2022.

JEFF HAFLEY

HEAD COACH

NFL SEASON 10th | DOLPHINS SEASON 1st

COLLEGE SIENA COLLEGE

Jeff Hafley was named the 12th head coach of the Miami Dolphins on Jan. 19, 2026. The 2026 season marks Hafley's 26th year of coaching, 10th season in the NFL and his first with the Dolphins. He also has four years of experience as a head coach at the collegiate level.

Hafley most recently served as the defensive coordinator for the Green Bay Packers, a role he held for two seasons (2024-25). During his time with Green Bay, the Packers posted a 20-13-1 regular season record and made consecutive playoff appearances, in addition to producing a combined three All-Pro selections and three Pro Bowl nods on the defensive side of the ball.

In his first season as defensive coordinator in 2024, Hafley led a Packers defense that ranked fifth in total defense (314.5 yards per game) and in yards allowed per play (5.2), seventh in run defense (99.4 yards per game), sixth in scoring defense (19.9 points per game) and fourth in takeaways (31), while finishing tied for eighth in sacks (45). The unit improved by significant margins from 2023, when it ranked 17th in total defense (335.1 yards per game), 20th in yards allowed per play (5.4), 28th in run defense (128.3 yards per game) and 23rd in takeaways (18).

The Packers were one of only two teams in the league, along with Minnesota, to record more than 45 sacks and 30-plus takeaways in 2024. They were also one of just three teams, joining Baltimore and Denver, to allow fewer than 100 rushing yards per game and fewer than 4.0 yards per carry, marking only the second time since 2000 that Green Bay achieved both marks in the same season. Multiple Green Bay defenders earned Pro Bowl nods in 2024, including defensive lineman Rashan Gary and safety Xavier McKinney, with McKinney also earning first-team AP All-Pro honors. Meanwhile, linebacker Edgerrin Cooper and safety Evan Williams were both named to the PFWA All-Rookie team that year.

Despite several injuries in 2025, Green Bay's defense finished in the top half of the league in total defense (311.8 yards per game), yards allowed per play (5.0), yards allowed per carry (4.2), passing defense (194.1 yards per game) and third down defense (39.4%). Defensive lineman Micah Parsons, who the Packers acquired via a trade with Dallas, ranked seventh in the NFL with 12.5 sacks and was named to the 2026 Pro Bowl despite suffering a season-ending injury. Parsons and McKinney were both named AP All-Pros in 2025, with Parsons earning first-team honors while McKinney was selected to the second team.

Prior to Green Bay, Hafley served as head coach at Boston College (2020-23), leading the Eagles to bowl eligibility in three of four seasons, including a victory over No. 17 SMU in the Wasabi Fenway Bowl to cap off the 2023 campaign. During his tenure, Boston College produced 35 All-ACC selections and had four players selected in the NFL Draft, including the program's first consecutive first-round picks since 2011–12 with wide receiver Zay Flowers (No. 22 overall in 2023) and guard Zion Johnson (No. 17 overall in 2022).

In 2022, the Eagles secured their first win over an AP-ranked opponent since 2014, when they upset No. 16 North Carolina State on the road. Flowers delivered one of the most productive seasons in Boston College history, setting the single-season program record for receiving touchdowns (12) and matching the school mark for receptions (78). His standout performance earned him first-team All-ACC honors and third-team AP All-America recognition. He concluded his career as BC's all-time leader in receiving yards (3,056) and receiving touchdowns (29).

In 2021, Hafley guided the Eagles to rank third nationally in passing defense, allowing just 173.5 yards per game and holding opponents under 300 net passing yards in 11 of 12 games. Boston College also posted top-30 national marks in total defense (No. 28, 344.3 yards per game), opponent red-zone scoring percentage (No. 30, 76.9), first downs allowed (t-No. 13, 222) and third-down defense (No. 25, 34.5%). The Eagles also led the ACC in both fewest penalties (65) and fewest penalty yards (596).

In his first season at the helm in 2020, Hafley directed the Eagles to a 6–5 record, the most wins by any first-year head coach in college football that year. Under his direction, Boston College climbed 52 spots in the national total defense rankings, rising to No. 73 after finishing No. 125 in 2019. The Eagles allowed nearly 62 fewer yards per game than the previous season (416.8 in 2020, 478.7 in 2019), marking one of the nation's most significant defensive turnarounds.

Prior to leading the program at Boston College, Hafley served as co-defensive coordinator and secondary coach at Ohio State in 2019, helping lead the Buckeyes to a Big Ten championship title and a berth in the College Football Playoff. That season, Ohio State's defense ranked No. 1 nationally in yards allowed per play (4.13), total defense (259.7 yards per game), passing defense (156.0 yards per game) and sacks (54). A finalist for the Broyles Award and the 247Sports Defensive Coordinator of the Year, Hafley also helped the Buckeyes finish No. 4 in scoring defense (13.7 points per game), No. 4 in red zone defense (41.4 percent) and No. 9 in rushing defense (103.7 yards per game).

Before Ohio State, Hafley spent seven seasons in the NFL. He spent three seasons (2016–18) as San Francisco's defensive backs coach. In 2018, the 49ers finished 11th overall in passing defense (233.3 yards per game) and held opponents to 250 passing yards or fewer in 11 of 16 contests. In his first season with the team in 2016, he helped elevate San Francisco's secondary to a No. 14 ranking in pass defense (240.5 yards per game), a 13-spot improvement from the previous year.

Prior to the 49ers, Hafley spent two seasons (2014–15) as the secondary coach for the Cleveland Browns, helping the unit produce one of the NFL's most efficient pass defenses in 2014. That year, Cleveland led the league in opponent passer rating (74.1) and opponent completion percentage (57.1), while finishing second in interceptions (21). Cornerback Joe Haden, safety Donte Whitner and safety Tashaun Gipson all earned Pro Bowl honors, marking the first time in team history that three defensive backs were selected in the same season. Despite missing the final five games of the season, Gipson finished second in the NFL with six interceptions.

Hafley's NFL coaching career began with the Tampa Bay Buccaneers, where he served as the assistant defensive backs coach in 2012 and the secondary/safeties coach in 2013. Over those two seasons, Tampa Bay ranked fourth in the league in interceptions (39) and third in interception return yards (757). In 2013, the Buccaneers tied for third in the NFL in takeaways (31) and interceptions (21). Safety Ronde Barber finished second in the NFL in interception return yards (160) in 2012, while rookie safety Mark Barron ranked second among first-year defensive backs in both tackles and passes defensed.

In his first stint at the collegiate level, Hafley spent the 2011 season coaching the secondary at Rutgers. The Scarlet Knights produced the No. 9 pass defense (171.8 yards allowed per game) and ranked eighth in scoring defense (18.3 points per game). He mentored cornerback Duron Harmon and safety Logan Ryan, both of which were later selected in the third round of the 2013 NFL Draft by the New England Patriots.

Prior to Rutgers, Hafley coached at the University of Pittsburgh from 2006 to 2010, working as a defensive assistant and cornerbacks coach (2006-07) and as the secondary coach (2008-10). He mentored future NFL All-Pro Darrelle Revis, a finalist for the Jim Thorpe Award in 2006 before he was selected No. 14 overall in the 2007 NFL Draft by the New York Jets.

Before his time at Pitt, he spent four seasons at Albany, coaching the defensive backs (2004-05) and the defensive tackles (2002-03). During that time, he helped develop Kurt Campbell, who became the first player in program history to be selected in the NFL Draft when he was chosen by the Green Bay Packers in the seventh round in 2005. Hafley began his coaching career at Worcester Polytechnic Institute in 2001, working with the running backs.

Hafley played wide receiver from 1997 to 2000 at Siena College, where he was a four-year letterwinner. He and his wife, Gina, have two daughters, Hope and Leah.

JEFF HAFLEY'S COACHING CAREER

2001	Worcester Polytechnic	Running Backs
2002-05	Albany	Defensive Assistant/Defensive Tackles (2002-03)
		Defensive Backs/Recruiting Coordinator (2004-05)
2006-10	Pittsburgh	Defensive Assistant/Cornerbacks (2006-07)
		Secondary (2008-10)
2011	Rutgers	Secondary
2012-13	Tampa Bay Buccaneers	Assistant Defensive Backs (2012)
		Secondary/Safeties (2013)
2014-15	Cleveland Browns	Defensive Backs
2016-18	San Francisco 49ers	Defensive Backs
2019	Ohio State	Co-Defensive Coordinator/Secondary
2020-23	Boston College	Head Coach
2024-25	Green Bay Packers	Defensive Coordinator
2026-present	Miami Dolphins	Head Coach

OFFENSIVE COACHES

BOBBY SLOWIK
OFFENSIVE COORDINATOR
Born June 9, 1987; Princeton, N.J. Wide receiver Michigan Tech 2006-08. No pro playing experience. Pro coach: Washington Commanders 2011-13, San Francisco 49ers 2017-22, Houston Texans 2023-24. Joined Dolphins in 2025.

MATT APPLEBAUM
ASSISTANT OFFENSIVGE LINE
Born Jan. 20, 1984; Staten Island, N.Y. Offensive lineman Connecticut 2002-06. Pro offensive lineman Wilkes Barre/Scranton Pioneers (Arena 2 Football League) 2007. College coach: Central Connecticut State 2008, Miami (Fla.) 2011-12, Bucknell 2013, Southeastern Louisiana 2015, Davidson 2016-17, Towson 2018-19, Boston College 2020-21 and 2023-25. Pro coach: Washington Commanders 2008-10, Jacksonville Jaguars 2014, Miami Dolphins 2022. Rejoined Dolphins in 2026.

LADELL BETTS
RUNNING BACKS
Born Aug. 27, 1979; Kansas City, Kan. Running back Iowa 1998-2001. Pro running back Washington Commanders 2002-09, New Orleans Saints 2010. College coach: Iowa 2021-24. Pro coach: New York Giants in 2025. Joined Dolphins in 2026.

C.J. CONRAD
OFFENSIVE ASSISTANT
Born May 9, 1996; Fairview, Ohio. Tight end Kentucky 2015-18. Pro tight end New York Giants 2019. College coach: Kentucky 2020-23, Eastern Kentucky 2023, Kent State 2024-25. Pro coach: joined Dolphins in 2026.

BUSH HAMDAN
QUARTERBACKS
Born Feb. 10, 1986; Kuwait City, Kuwait. Quarterback Boise State 2004-08. No pro playing experience. College coach: Colorado 2009, Maryland 2010, Sacramento State 2011, Florida 2012, Arkansas State 2013, Davidson 2014, Washington 2015-16 and 2018-19, Missouri 2020-22, Boise State 2023, Kentucky 2024-25. Pro coach: Atlanta Falcons 2017. Joined Dolphins in 2026.

LEMUEL JEANPIERRE
ASSISTANT TIGHT ENDS
Born May 19, 1987; Orlando, Fla. Offensive lineman South Carolina 2007-10. Pro offensive lineman Seattle Seahawks 2010-15. Pro coach: Seattle Seahawks 2017, Oakland Raiders 2018-19. Joined Dolphins in 2020.

JONATHAN KRAUSE
ASSISTANT WIDE RECEIVERS
Born Jan. 18, 1992; San Bernardino, Calif. Wide receiver Vanderbilt 2010-13. Pro wide receiver New England Patriots 2014, Philadelphia Eagles 2015, Tampa Bay Buccaneers 2016, San Diego Chargers 2016, Tennessee Titans 2016. College coach: Oregon 2018-20, UNLV 2021-22, San Diego State 2023. Joined Dolphins in 2024.

RON MIDDLETON
TIGHT ENDS
Born July 17, 1965; Atmore, Ala. Tight end Auburn 1982-85. Pro tight end Atlanta Falcons 1986-87, Washington Commanders 1988 and 1990-93, Cleveland Browns 1989, Los Angeles Rams 1994, San Diego Chargers 1995. College coach: Troy 1997-98, Mississippi 1999-2003, Alabama 2007, Duke 2008-12. Pro coach: Tampa Bay Buccaneers 2004-06, Jacksonville Jaguars 2013-20, New York Jets 2021-24. Joined Dolphins in 2026.

KEVIN PATULLO
PASSING GAME COORDINATOR
Born July 14, 1981; Hillsborough, N.J. Quarterback and wide receiver South Florida 1999-2002. No pro playing experience. College coach: South Florida 2003-04, Arizona 2004-06, Texas A&M 2017. Pro coach: Kansas City Chiefs 2007-08, Buffalo Bills 2010-12, Tennessee Titans 2014, New York Jets 2015-16, Indianapolis Colts 2018-20, Philadelphia Eagles 2021-25. Joined Dolphins in 2026.

TYKE TOLBERT
WIDE RECEIVERS
Born Sept. 15, 1967; Conroe, Texas. Wide receiver LSU 1986-90. No pro playing experience. College coach: LSU 1994, Northeast Louisiana 1994 and 1995-97, Ohio 1995, Auburn 1998, Louisiana-Lafayette 1999-2001, Florida 2002. Pro coach: Arizona Cardinals 2003, Buffalo Bills 2004-09, Carolina Panthers 2010, Denver Broncos 2011-17, New York Giants 2018-21, Chicago Bears 2022-23, Tennessee Titans 2024-25. Joined Dolphins in 2026.

LEANDER WALLACE
OFFENSIVE ASSISTANT
Born May 10, 1991; Tuscumbia, Ala. Attended North Alabama and Alabama. No college or pro playing experience. College coach: Auburn 2025. Pro coach: Houston Texans 2023-24. Joined Dolphins in 2026.

ZACH YENSER
OFFENSIVE LINE
Born Jan. 19, 1984; Fort Mitchell, Ky. Center East Tennessee State 2002 and Troy 2003-06. No pro playing experience. College coach: Troy 2007, Henderson State 2008, Louisiana Tech 2010-12, California 2013-14, Kansas 2015-17, Southern Methodist 2018, Kentucky 2022-23. Pro coach: San Francisco 49ers 2019-21, Houston Texans 2024-25. Joined Dolphins in 2026.

DEFENSIVE COACHES

SEAN DUGGAN
DEFENSIVE COORDINATOR
Born April 7, 1993, Cincinnati, Ohio. Linebacker Boston College 2011-14. No pro playing experience. College coach: Boston College 2015 and 2020-23, Hawaii 2016-17, Massachusetts 2018, Ohio State 2019. Pro coach: Green Bay Packers 2024-25. Joined Dolphins in 2026.



JAHMILE ADDAE
DEFENSIVE BACKS/CORNERBACKS
Born May 30, 1984; Valrico, Fla. Cornerback West Virginia 2001-05. Pro defensive back Tampa Bay Buccaneers 2006, Indianapolis Colts 2006. College coach: Michigan 2008-09, Cincinnati 2010-11, Arizona 2013-17, Minnesota 2018, West Virginia 2019-20, Georgia 2021, Miami (Fla.) 2022-23. Pro coach: Buffalo Bills 2024-25. Joined Dolphins in 2026.

JOE BARRY
RUN GAME COORDINATOR/
SENIOR DEFENSIVE ASSISTANT
Born July 5, 1970; Murphysboro, Ill. Linebacker Michigan 1989-90, Southern California 1991-93. No pro playing experience. College coach: Southern California 1995 and 2010-11, Northern Arizona 1996-98, Nevada-Las Vegas 1999. Pro coach: San Francisco 49ers 2000, Tampa Bay Buccaneers 2001-06 and 2009, Detroit Lions 2007-08, San Diego Chargers 2012-14, Washington Commanders 2015-16, Los Angeles Rams 2017-20, Green Bay Packers 2021-23. Joined Dolphins in 2024.

AUSTIN CLARK
DEFENSIVE LINE
Born Aug. 3, 1990; Tampa, Fla. Defensive tackle California 2009-14. No pro playing experience. College coach: Southern California 2016-17, Illinois 2018-19. Pro coach: Joined Dolphins in 2020.

WENDEL DAVIS
ASSISTANT LINEBACKERS
Born Aug. 16, 1988; Galveston, Texas. Linebacker Arkansas 2006-09. No pro playing experience. College coach: West Texas A&M 2010-12, Texas A&M-Commerce 2013-14, Texas 2015, Georgia 2016-18. Pro coach: Green Bay Packers 2019-25. Joined Dolphins in 2026.

SIRIKI DIABATE
DEFENSIVE QUALITY CONTROL
Born Feb. 22, 1991; Bouake, Ivory Coast. Linebacker Syracuse 2011-13. No pro playing experience. College coach: Syracuse 2013-15, Colgate 2015-16, Middle Tennessee State 2017-21, Connecticut 2022-25. Pro coach: joined Dolphins in 2026.

RYAN DOWNARD
DBs/PASSING GAME COORDINATOR
Born June 22, 1988, Lima, Ohio. Defensive back Eastern Michigan 2007-10. No pro playing experience. College coach: Toledo 2013, Texas Tech 2013, Bowling Green State 2016-17. Pro coach: Cleveland Browns 2014-15, Green Bay Packers 2018-25. Joined Dolphins in 2026.

CHUKA NDULUE
ASSISTANT DEFENSIVE LINE
Born Aug. 27, 1991; Nigeria. Defensive lineman Oklahoma 2010-14. Defensive lineman Denver Broncos 2015, San Diego Charges 2016. College coach: Oklahoma 2017, Nebraska 2018, Southern Illinois 2019-21, New Mexico State 2022-23, Colorado State 2024. Pro coach: Los Angeles Chargers 2025. Joined Dolphins in 2026.

DESHAWN SHEAD
ASSISTANT DBs/NICKELS
Born June 28, 1989; Palmdale, Calif. Defensive back Portland State 2008-11. Pro defensive back Seattle Seahawks 2012-17, Detroit Lions 2018, New Orleans Saints 2019. No college coaching experience. Pro coach: Seattle Seahawks 2021-23. Joined Dolphins in 2024.

AL WASHINGTON
LINEBACKERS
Born April 22, 1984; Columbus, Ohio. Defensive tackle Boston College 2002-05. Pro linebacker Sakatchewan Roughriders (CFL) 2006. College coach: Rensselaer Poly Tech 2007, North Carolina State 2008, Slippery Rock 2009-10, Elon 2011, Boston College 2012-16, Cincinnati 2017, Michigan 2018, Ohio State 2019-21, Notre Dame 2022-25. Pro coach: joined Dolphins in 2026.

SPECIAL TEAMS COACHES

CHRIS TABOR
SPECIAL TEAMS COORDINATOR
Born March 4, 1971; St. Joseph, Mo. Quarterback Benedictine (Kan.) College 1989-92. No pro playing experience. College coach: Central Methodist 1995-96, Missouri 1997-2000, Culver-Stockton 2001, Utah State 2002-05, Western Michigan 2006-07. Pro coach: Chicago Bears 2008-10 and 2018-21, Cleveland Browns 2011-17, Carolina Panthers 2022-23, Buffalo Bills 2025. Joined Dolphins in 2026.

DARIUS EUBANKS
SPECIAL TEAMS ASSISTANT
Born July 12, 1991; Fort Knox, Ky. Linebacker and defensive back Georgia Southern 2009-12. Linebacker Cleveland Browns 2013, Dallas Cowboys 2015, Tampa Bay Buccaneers 2016. College coach: Arkansas 2017, Samford 2018-21, Georgia State 2021, Liberty 2022, Georgia Southern 2023-24, Georgia Tech 2025. Pro coach: joined Dolphins in 2026.

BROCK OLIVO
ASSISTANT SPECIAL TEAMS
Born June 24, 1976; St. Louis, Mo. Running back Missouri 1994-97. Pro full back Detroit Lions 1998-2001, S.S. Lazio Marines (Italian Football League) 2002. College coach: Coastal Carolina 2012-13, Washington University (MO) 2022, Missouri 2023-25. Pro coach: Bologna Warriors 2007-09, S.S. Lazio Marines and Italian National Football Team 2009-11, Omaha Nighthawks (UFL) 2011, Kansas City Chiefs 2014-16, Denver Broncos 2017, Chicago Bears 2018-19, Philadelphia Stars (USFL) 2022. Joined Dolphins in 2026.

SPORTS PERFORMANCE COACHES

TODD HUNT
DIRECTOR, STRENGTH & CONDITIONING
Born Feb. 11, 1992; Stamford, Conn. Defensive end Fresno State 2011-15. No pro playing experience. College coach: Fresno State 2016-17, Illinois 2018. Pro coach: Cincinnati Bengals 2019-23, Green Bay Packers 2024-25. Joined Dolphins in 2026.

WILLIE JONES
ASSISTANT DIRECTOR, STRENGTH & CONDITIONING
Born Dec. 23, 1983; Yankton, S.D. Defensive line South Dakota State 2002-06. No pro playing experience. College coach: South Dakota State 2007-08, Nebraska 2009-15, Illinois 2016-20, Minnesota 2021-25. Pro coach: Joined Dolphins in 2026.

IKE BROWN
ASST. STRENGTH & CONDITIONING
Born April 29, 1985; Saginaw, Mich. Running back, safety and linebacker Central Michigan 2003-07. Linebacker Atlanta Falcons 2008, Hamilton Tiger-Cats (CFL) 2009-12. College coach: Tennessee 2013-17, LSU 2022-25. Pro coach: Hamilton Tiger-Cats (CFL) 2018-21, Forge FC (CPL) 2019-20. Joined Dolphins in 2026.



ANDREW PAPIRIO
ASST. STRENGTH & CONDITIONING
Born Jan. 16, 1997; Walpole, Mass. Cornerback Springfield College 2016-18. No pro playing experience. College coach: Springfield College 2020-22. Pro coach: Joined Dolphins in 2022.

28 DE'VON ACHANE

RB | 5'9" | 195 | TEXAS A&M '23

NFL EXP. 4 | DOLPHINS EXP. 4 | BORN 10/13/01 | ACQUIRED D3, '23

HOMETOWN MISSOURI CITY, TEXAS

NFL CAREER

TRANSACTIONS:

- 3rd-round pick (84th overall) by Miami in the 2023 NFL Draft.

CAREER HONORS:

- No. 26 on the NFL Top 100 list in 2026.
- 2025 Dan Marino Team MVP Award.
- 2025 Pro Bowl selection.
- AFC Offensive Player of the Month (November 2025).
- Pepsi Zero Sugar NFL Rookie of the Week (vs. N.Y. Giants, 10/8/23).
- AFC Offensive Player of the Week (vs. Denver, 9/24/23).
- Pepsi Zero Sugar NFL Rookie of the Week (vs. Denver, 9/24/23).

CAREER HIGHLIGHTS:

- Played in 44 career games with 36 starts.
- 544 carries for 3,057 yards (5.6 avg.) and 22 TDs.
- 172 receptions for 1,277 yards (7.4 avg.) and 13 TDs.
- 4 miscellaneous tackles.
- 1 miscellaneous fumble recovery.
- Played in 1 postseason game.
- His 5.6 yards per carry average is the 2nd-best in NFL history among running backs (minimum 500 attempts):

HIGHEST RUSHING AVERAGE IN NFL HISTORY AMONG RUNNING BACKS (MIN. 500 ATT.)

PLAYER	YEARS	ATT.	YDS	AVG.
1. Marion Motley (Cle./Pit.)	1946-55	828	4,720	5.7
2. DE'VON ACHANE (MIA.)	2023-25	544	3,057	5.6
3. Bo Jackson (Oak.)	1987-90	515	2,782	5.4
4. Jamaal Charles (Den./Jax./KC)	2008-18	1,407	7,563	5.4
5. Jahmyr Gibbs (Det.)	2023-25	675	3,580	5.3

- His 5.6 yards per carry average is the best in team history (minimum 300 attempts):

HIGHEST RUSHING AVERAGE IN DOLPHINS HISTORY (MIN. 300 ATT.)

PLAYER	YEARS	ATT.	YDS	AVG.
1. DE'VON ACHANE	2023-25	544	3,057	5.6
2. Mercury Morris	1969-75	754	3,877	5.1
3. Tony Nathan	1979-87	732	3,543	4.8
4. Reggie Bush	2011-12	433	2,072	4.7
5. Kenyan Drake	2016-19	333	1,532	4.6

- His 1,350 rushing yards in 2025 were the 3rd-most in a single season in franchise history:

MOST RUSHING YARDS IN SINGLE-SEASON DOLPHINS HISTORY

PLAYER	YEAR	ATT.	YDS	AVG.
1. Ricky Williams	2002	383	1,853	4.8
2. Ricky Williams	2003	392	1,372	3.5
3. DE'VON ACHANE	2025	238	1,350	5.7
4. Jay Ajayi	2016	260	1,272	4.9
5. Delvin Williams	1978	272	1,258	4.6

- His 1,838 scrimmage yards in 2025 were the 2nd-most by a running back in franchise history:

MOST SCRIMMAGE YARDS BY A RUNNING BACK IN SINGLE-SEASON DOLPHINS HISTORY

PLAYER	YEAR	RUSH	REC	TOT
1. Ricky Williams	2002	1,853	363	2,216
2. DE'VON ACHANE	2025	1,350	488	1,838
3. Ricky Williams	2003	1,372	351	1,723
4. DE'VON ACHANE	2024	907	592	1,499
5. Delvin Williams	1978	1,258	182	1,440

- His 78 receptions and 6 receiving TDs in 2024 set the single-season record for the most by a running back in franchise history:

MOST RECEPTIONS BY A RUNNING BACK IN SINGLE-SEASON DOLPHINS HISTORY

PLAYER	YEAR	REC.	YDS	TDs
1. DE'VON ACHANE	2024	78	592	6
2. Terry Kirby	1993	75	874	3
3. Tony Nathan	1985	72	651	1
4. Terry Kirby	1995	66	618	3
5. DE'VON ACHANE	2025	64	459	4

- His 7.8 yards per carry average in 2023 was the best in NFL history by a running back (min. 100 attempts):

BEST RUSHING AVERAGE BY A RUNNING BACK IN SINGLE-SEASON NFL HISTORY (MIN. 100 ATT.)

PLAYER	TEAM	YEAR	ATT.	YDS	AVG
1. DE'VON ACHANE	MIA.	2023	103	800	7.8
2. Mercury Morris	Mia.	1973	149	954	6.4
3. Jamaal Charles	KC	2010	230	1,467	6.4
4. Rashaad Penny	Sea.	2021	119	749	6.3
5. Barry Sanders	Det.	1997	335	2,053	6.1

- His 4 games of 100+ rushing yards in 2023 were tied for the most by a rookie in team history:

MOST 100-YARD RUSHING GAMES BY A DOLPHINS ROOKIE

PLAYER	YEAR	100-YD GAMES
1. DE'VON ACHANE	2023	4
Karim Abdul-Jabbar	1996	4
3. Troy Stradford	1987	3
Benny Malone	1974	3
5. Several tied		2

- His 800 rushing yards in 2023 were the 3rd-most by a rookie in franchise history:

MOST RUSHING YARDS BY A ROOKIE IN DOLPHINS HISTORY

PLAYER	YEAR	RUSHING YARDS
1. Karim Abdul-Jabbar	1996	1,116
2. Ronnie Brown	2005	907
3. DE'VON ACHANE	2023	800
4. Andra Franklin	1981	711
5. Sammie Smith	1989	659

- His 11 total touchdowns in 2023 were tied for 2nd-most by a rookie in franchise history:

MOST TOUCHDOWNS BY A ROOKIE IN DOLPHINS HISTORY

PLAYER	YEAR	TOT. TDs
1. Ron Davenport	1985	(11 rush, 2 rec.) 13
2. DE'VON ACHANE	2023	(8 RUSH, 3 REC.) 11
Karim Abdul-Jabbar	1996	(11 rush) 11
4. Andra Franklin	1981	(7 rush, 1 rec.) 8
5. Several tied		7

- His 203 rushing yards on Sept. 24, 2023 vs. Denver were the most by an NFL player in the first or second game of his career since the merger:

MOST RUSHING YARDS IN A PLAYER'S FIRST OR SECOND NFL GAME (SINCE 1970)

PLAYER	TEAM	DATE	OPP.	YDS
1. DE'VON ACHANE	MIA.	9/24/23	VS. DEN.	203
2. Ottis Anderson	StL	9/2/79	vs. Dal.	193
3. William Andrews	Atl.	9/2/79	at NO	167
4. Darren McFadden	Oak.	9/14/08	at KC	164
5. George Rogers	NO	9/13/81	vs. LAR	162

- His 4 total TDs on Sept. 24, 2023 vs. Denver are tied for the most in franchise history:

MOST TOUCHDOWNS IN A GAME IN DOLPHINS HISTORY			
PLAYER	DATE	OPP.	TDs
1. DE'VON ACHANE	9/24/23	VS. DEN.	4
Raheem Mostert	9/24/23	vs. Den.	4
Ronnie Brown	9/21/08	at NE	4
Mark Ingram	11/27/94	at NYJ	4
Paul Warfield	12/15/73	vs. Det.	4

- His 203 rushing yards on Sept. 24, 2023 vs. Denver made him the 5th different Dolphin to rush for 200+ yards in a game and are tied for 7th most in franchise history:

200-YARD RUSHING GAME IN DOLPHINS HISTORY			
PLAYER	DATE	OPP.	YDS
1. Ricky Williams	12/1/2002	at Buf.	228
2. Ricky Williams	12/9/2002	vs. Chi.	216
3. Jay Ajayi	10/23/2016	vs. Buf.	214
4. Lamar Smith	12/30/00*	vs. Ind.	209
5. Jay Ajayi	12/24/2016	at Buf.	206
6. Jay Ajayi	10/16/2016	vs. Pit.	204
7. DE'VON ACHANE	9/24/2023	VS. DEN.	203
	*Playoff Game		

- Serves as a team captain in 2026.

2026 (MIAMI):

- Serves as team captain.

HONORS:

- No. 26 on the NFL Top 100 list.

2025 (MIAMI):

- Started 16 games.
- Inactive for 1 game.
- 238 carries for 1,350 yards (5.7 avg.) and 8 TDs.
- 67 receptions for 488 yards (7.3 avg.) and 4 TDs.
- 3 miscellaneous tackles.
- 1 miscellaneous fumble recovery.

AT INDIANAPOLIS (9/7): 7 carries for 55 yards (7.9 avg.); 3 receptions for 20 yards (6.7 avg.) and 1 TD.

- Caught an 11-yard TD pass from QB Tua Tagovailoa for Miami's 1st TD of the season.

VS. NEW ENGLAND (9/14): 11 carries for 30 yards (2.7 avg.); 8 receptions for 92 yards (11.5 avg.) and 1 TD.

- Caught a 29-yard TD pass from QB Tua Tagovailoa to make it a 15-14 game with 33 seconds remaining in the 2nd quarter.

VS. N.Y. JETS (9/29): 20 carries for 99 yards (5.0 avg.) and 1 TD; 1 reception for 2 yards.

- Scored on a 9-yard TD rush to extend Miami's lead, 24-10, with 5:26 remaining in the 3rd quarter.

AT CAROLINA (10/5): 10 carries for 16 yards (1.6 avg.); 6 receptions for 30 yards (5.0 avg.).

- Caught a 10-yard TD pass from QB Tua Tagovailoa to give Miami a 10-0 lead with 14:55 remaining in the 2nd quarter.

VS. L.A. CHARGERS (10/12): 16 carries for 128 yards (8.0 avg.) and 2 TDs; 4 receptions for 22 yards (5.5 avg.).

- Scored on a 49-yard TD rush to give Miami the lead, 7-3, with 4:11 remaining in the 1st quarter.
- Scored on a 4-yard TD run to make it a one-score game with 7:56 remaining in the 4th quarter.

AT ATLANTA (10/26): 18 carries for 67 yards (3.7 avg.); 5 receptions for 24 yards (4.8 avg.) and 1 TD.

- Caught a 3-yard TD pass from QB Tua Tagovailoa to give Miami a 7-0 lead with 2:33 remaining in the 1st quarter.

VS. BUFFALO (11/9): 22 carries for 174 yards (7.9 avg.) and 2 TDs; 6 receptions for 51 yards (8.5 avg.).

- Scored on a 59-yard TD rush to give Miami a 23-6 lead with 6:42 remaining in the game.
- Scored on a 35-yard TD rush, extending the lead to 30-13 to cement Miami's victory.
- His 225 scrimmage yards were the 7th most in a game in Dolphins history.

VS. WASHINGTON IN MADRID (11/16): 21 carries for 120 yards (5.7 avg.); 5 receptions for 45 yards (9.0 avg.).

VS. NEW ORLEANS (11/30): 22 carries for 134 yards (6.1 avg.) and 1 TD.

- Scored on a 29-yard TD rush on the opening possession to give Miami a 7-0 lead with 11:19 remaining in the 1st quarter.
- Became the 4th player in Dolphins history to record 1,000 rushing yards in the 1st 12 games of a season.
- Became the second player in franchise history to have 100+ rushing yards in 3+ games, joining Ricky Williams.

AT N.Y. JETS (12/7): 7 carries for 92 yards (13.1 avg.) and 1 TD; 1 reception for 13 yards.

- Scored on a 13-yard TD run to extend Miami's lead to 14-0 with 8:48 remaining in the 1st quarter.

PRO BOWL:

- Selected to the Pro Bowl for the 1st time in his career.

HONORS:

- Recipient of the Dan Marino Team MVP Award.
- AFC Offensive Player of the Month (November).

2024 (MIAMI):

- Played in all 17 games with 16 starts.
- 203 carries for 907 yards (4.5 avg.) and 6 TDs.
- 78 receptions for 592 yards (7.6 avg.) and 6 TDs.
- 1 miscellaneous tackle.

VS. JACKSONVILLE (9/8): 10 carries for 24 yards (2.4 avg.) and 1 TD; 7 receptions for 76 yards (10.9 avg.).

- Scored on a 1-yard run with 1:09 remaining in the 2nd quarter.

VS. BUFFALO (9/12): 22 carries for 96 yards (4.4 avg.); 7 receptions for 69 yards (9.9 avg.) and 1 TD.

- Caught a 5-yard TD pass from QB Tua Tagovailoa with 3:21 remaining in the 1st quarter.

VS. ARIZONA (10/27): 10 carries for 97 yards (9.7 avg.); 6 receptions for 50 yards (8.3 avg.) and 1 TD.

- Caught a 12-yard TD pass from QB Tua Tagovailoa with 8:31 remaining in the 3rd quarter.

AT BUFFALO (11/3): 12 carries for 63 yards (5.3 avg.) and 1 TD; 8 receptions for 58 yards (7.3 avg.) and 1 TD.

- Caught a 14-yard TD pass from QB Tua Tagovailoa to give Miami a 10-3 lead in the 2nd quarter.
- Scored on an 8-yard run with 12:14 remaining in the 4th quarter.

VS. LAS VEGAS (11/17): 17 carries for 73 yards (4.3 avg.) and 1 TD; 4 receptions for 32 yards (8.0 avg.).

- Scored on a 2-yard run to extend Miami's lead to 24-12 with 10:37 remaining in the 2nd quarter.

VS. NEW ENGLAND (11/24): 10 carries for 32 yards (3.2 avg.); 3 receptions for 24 yards (8.0 avg.) and 2 TDs.

- Caught a 9-yard TD pass from QB Tua Tagovailoa to give Miami a 14-0 lead with 7:55 remaining in the 2nd quarter.
- Caught an 11-yard TD pass with QB Tua Tagovailoa to extend Miami's lead to 21-0 with less than 2 minutes remaining in the 2nd quarter.

AT GREEN BAY (11/28): 7 carries for 14 yards (2.0 avg.); 8 receptions for 56 yards (7.0 avg.) and 1 TD.

- Caught a 14-yard TD pass from QB Tua Tagovailoa with 2:43 remaining in the 3rd quarter.

VS. N.Y JETS (12/8): 14 carries for 24 yards (1.7 avg.) and 1 TD; 6 receptions for 45 yards (7.5 avg.).

- Scored on a 2-yard run with 10:24 remaining in the 1st quarter.

VS. SAN FRANCISCO (12/22): 17 carries for 120 yards (7.1 avg.) and 1 TD; 6 receptions for 70 yards (11.7 avg.).

- Scored on a 50-yard TD run with 1:44 remaining in the game to cement Miami's victory.
- Became the first running back in Dolphins history to record 76 receptions in a single season.

AT N.Y. JETS (1/5): 11 carries for 121 yards (11.0 avg.) and 1 TD.

- Scored on a 15-yard TD run with 14:12 remaining in the 4th quarter.

2023 (MIAMI):

- Played in 11 games with 4 starts.
- Inactive for 2 games.
- Missed 4 games after being placed on injured reserve on Oct. 11 and activated on Nov. 18.
- 103 carries for 800 yards (7.8 avg.) and 8 TDs.
- 27 receptions for 197 yards (7.3 avg.) and 3 TDs.

VS. DENVER (9/24): 18 carries for 203 yards (11.3 avg.) and 2 TDs; 4 receptions for 30 yards (7.5 avg.) and 2 TDs.

- His 203 rushing yards and 4 total TDs both were the most in a game by a rookie in franchise history.
- Tied the franchise record for most total TDs (4) and points scored (24) in a game.
- Scored on an 8-yard run to give Miami a 14-0 lead in the 1st quarter for his 1st career TD.
- Caught a 4-yard TD pass from QB Tua Tagovailoa with 10:16 left in the 2nd quarter.
- Caught a 10-yard TD pass from QB Tua Tagovailoa on the 1st play of the 4th quarter.
- Scored on a 68-yard run to extend Miami's lead to 70-20 in the 4th quarter.

AT BUFFALO (10/1): 8 carries for 101 yards (12.6 avg.) and 2 TDs; 3 receptions for 19 yards (6.3 avg.).

- Became the 4th player in NFL history to score 6 touchdowns in his 1st 3 NFL games, joining RB Kareem Hunt (2017), RB Billy Sims (1980) and RB Dutch Sternaman (1920).
- Became the 4th NFL rookie since 1970 to total at least 6 touchdowns in a 2-game span, joining RB Doug Martin (2012), RB Mike Anderson (twice, 2000) and WR Randy Moss (1998).
- Became the first Dolphins player to rush for 100+ yards in back-to-back games since RB Kenyan Drake in 2017.
- Became the 21st NFL player since the merger to have at least 2 100-yard rushing performances in his first 3 career games and was the first NFL player to do this since RB Kareem Hunt in 2017.

VS. N.Y. GIANTS (10/8): 11 carries for 151 yards (13.7 avg.) and 1 TD; 1 reception for 14 yards (14.0 avg.).

- Scored on a 76-yard TD run with 10:02 left in the 2nd quarter.
- His 76-yard TD run is tied for the 5th longest in Dolphins history.
- Became the 5th different Dolphins player to have 3 straight 100-yard rushing games, joining RB Ricky Williams (4 different times), RB Ronnie Brown, RB Reggie Bush and RB Jay Ajayi.
- Is the 3rd NFL rookie in the past 35 years to have 3 consecutive games of 100+ rushing yards and a rushing touchdown, joining RB Mike Anderson (Denver, 2000) and RB Barry Sanders (Detroit, 1989).

AT BALTIMORE (12/31): 14 carries for 107 yards (7.6 avg.); 4 receptions for 30 yards (7.5 avg.) and 1 TD.

- Caught a 1-yard TD pass from QB Tua Tagovailoa in the 4th quarter.
- It was his 4th 100-yard rushing game of the season, tying the team rookie record.

POSTSEASON:

AFC WILD CARD AT KANSAS CITY (1/13): 6 carries for 9 yards (1.5 avg.); 3 receptions for 21 yards (7.0 avg.).

HONORS:

- Pepsi Zero Sugar NFL Rookie of the Week (vs. N.Y. Giants, 10/8).
- AFC Offensive Player of the Week (vs. Denver, 9/24).
- Pepsi Zero Sugar NFL Rookie of the Week (vs. Denver, 9/24).

BEFORE THE NFL

COLLEGE (TEXAS A&M):

- 3-year letterman (2020-22) and 1-year starter.
- Also participated in track and field and became the first male Aggie since 2014 to earn All-American honors in the 100m and 200m.
- Also earned 1st-team All-American honors as a member of the 4x100m team.

CAREER: Played in 30 games with 11 starts; 369 carries for 2,376 yards (6.4 avg.) and 21 TDs; 65 receptions for 554 yards (8.5 avg.) and 5 TDs; 20 kickoff returns for 613 yards (30.6 avg.) and 2 TDs.

JUNIOR (2022): Started 10 games; 196 carries for 1,102 yards (5.6 avg.) and 8 TDs; 36 receptions for 196 yards (5.4 avg.) and 3 TDs; 11 kickoff returns for 312 yards (28.4 avg.) and 1 TD.

- 1st-team All-SEC at running back and all-purpose player.
- His 161.0 all-purpose yards per game led the SEC and ranked 4th nationally.

SOPHOMORE (2021): Played in all 12 games with 1 start; 130 carries for 910 yards (7.0 avg.) and 9 TDs; 24 receptions for 261 yards (10.9 avg.) and 1 TD; 9 kickoff returns for 301 yards (33.4 avg.) and 1 TD.

- His 7.0 yards per carry led the SEC and ranked 11th nationally.
- His 11 total TDs led the team.

TRUE FRESHMAN (2020): Played in 8 games; 43 carries for 364 yards (8.5 avg.) and 4 TDs; 5 receptions for 97 yards (19.4 avg.) and 1 TD.

- Helped the Aggies to victory in the Capital One Orange Bowl and was named the game's MVP.

HIGH SCHOOL (THURGOOD MARSHALL HS – MISSOURI CITY, TEXAS):

- Finished his career with 185 carries for 2,097 yards (11.3 avg.) and 38 TDs along with 32 receptions for 694 yards (21.7 avg.) and 10 TDs.
- Also participated in track and field and was the 2020 Gatorade Texas Boys Track & Field Athlete of the Year.

SENIOR (2019): Touchdown Club of Houston Offensive Player of the Year.

OFF THE FIELD

COMMUNITY:

2026:

- Provided backpacks and school supplies to students from the Boys & Girls Club of Miami and Code/art during training camp.

PERSONAL:

- **PRONUNCIATION:** Name is pronounced duh-VON A-chan.
- **MAJOR:** General studies.

DE'VON ACHANE'S NFL REGULAR SEASON RUSHING/RECEIVING STATISTICS

				RUSHING					RECEIVING				
YEAR	TEAM	GP	GS	NO.	YDS.	AVG.	LG	TD	NO.	YDS.	AVG.	LG	TD
2023	Miami	11	4	103	800	7.8	76t	8	27	197	7.3	23	3
2024	Miami	17	16	203	907	4.5	61	6	78	592	7.6	39	6
2025	Miami	16	16	238	1,350	5.7	59t	8	67	488	7.3	29t	4
NFL TOTALS		44	36	544	3,057	5.6	76t	22	172	1,277	7.4	39	13

DE'VON ACHANE'S NFL POSTSEASON RUSHING/RECEIVING STATISTICS

				RUSHING					RECEIVING				
YEAR	TEAM	GP	GS	NO.	YDS.	AVG.	LG	TD	NO.	YDS.	AVG.	LG	TD
2023	Miami	1	0	6	9	1.5	3	0	3	21	7.0	11	0
NFL TOTALS		1	0	6	9	1.5	3	0	3	21	7.0	11	0

DE'VON ACHANE'S NFL REGULAR SEASON RETURN STATISTICS

		KICKOFF RETURNS					PUNT RETURNS					
YEAR	TEAM	RET.	YDS.	AVG.	LG	TD	NO.	FC	YDS.	AVG.	LG	TD
2023	Miami	0	0	0.0	0	0	0	0	0	0.0	0	0
2024	Miami	1	32	32.0	32	0	0	0	0	0.0	0	0
2025	Miami	0	0	0.0	0	0	0	0	0	0.0	0	0
NFL TOTALS		1	32	32.0	32	0	0	0	0	0.0	0	0

SINGLE-GAME HIGHS: RUSHING/RECEIVING

Rush Attempts	22 vs. New Orleans, Nov 30, 2025 ...2 more at 22.
Rushing Yards	203 vs. Denver, Sep 24, 2023
Rushing Average	13.7 vs. N.Y. Giants, Oct 08, 2023
Longest Runs	76t vs. N.Y. Giants, Oct 08, 2023
Rushing TDs	2 vs. Buffalo, Nov 09, 2025 ...4 more at 2.
Receptions	8 vs. New England, Sep 14, 2025 ...2 more at 8.
Receiving Yards	92 vs. New England, Sep 14, 2025
Receiving Average	11.7 vs. San Francisco, Dec 22, 2024
Longest Receptions	39 vs. Jacksonville, Sep 08, 2024
Receiving TDs	2 vs. New England, Nov 24, 2024 ...1 more at 2.
All-Purpose Yards	233 vs. Denver, Sep 24, 2023
Kickoff Returns	1 at Seattle, Sep 22, 2024
Kickoff Return Yards	32 at Seattle, Sep 22, 2024
Longest Kickoff Return	32 at Seattle, Sep 22, 2024
Most TDs	4 vs. Denver, Sep 24, 2023
Miscellaneous Tackles	1 at Cleveland, Oct 19, 2025 ...3 more at 1.
Scrimmage Yards	233 vs. Denver, Sep 24, 2023

100-YARD RUSHING GAMES (10): REGULAR SEASON

DATE	TEAM	ATT.	YDS.	AVG.	LG	TD
09/24/23	DENVER	18	203	11.3	67t	2
10/01/23	at Buffalo	8	101	12.6	55	2
10/08/23	N.Y. GIANTS	11	151	13.7	76t	1
12/31/23	at Baltimore	14	107	7.6	45	0
12/22/24	SAN FRANCISCO	17	120	7.1	50t	1
01/05/25	at N.Y. Jets	11	121	11.0	61	1
10/12/25	L.A. CHARGERS	16	128	8.0	49t	2
11/09/25	BUFFALO	22	174	7.9	59t	2
11/16/25	WASHINGTON	21	120	5.7	23	0
11/30/25	NEW ORLEANS	22	134	6.1	29t	1

2023 GXG REGULAR-SEASON (MIAMI)

				RUSHING					RECEIVING						
DATE	OPPONENT	P/S	NO.	YDS.	AVG.	LG	TD	NO.	YDS.	AVG.	LG	TD	W/L	SCORE
09/10	at L.A. Chargers		INACTIVE										W	36-34
09/17	at New England	P	1	5	5.0	5	0	1	4	4.0	4	0	W	24-17
09/24	Denver	P	18	203	11.3	67t	2	4	30	7.5	17	2	W	70-20
10/01	at Buffalo	P	8	101	12.6	55	2	3	19	6.3	7	0	L	20-48
10/08	N.Y. Giants	S	11	151	13.7	76t	1	1	14	14.0	14	0	W	31-16
10/15	Carolina		INJURED RESERVE										W	42-21
10/22	at Philadelphia		INJURED RESERVE										L	17-31
10/29	New England		INJURED RESERVE										W	31-17
11/05	at Kansas City		INJURED RESERVE										L	14-21
11/19	Las Vegas	S	1	1	1.0	1	0	1	4	4.0	4	0	W	20-13
11/24	at N.Y. Jets		INACTIVE										W	34-13
12/03	at Washington	P	17	73	4.3	15	2	3	30	10.0	21	0	W	45-15
12/11	Tennessee	P	7	47	6.7	15	0	5	24	4.8	11	0	L	27-28
12/17	N.Y. Jets	P	9	32	3.6	10	0	3	30	10.0	13	0	W	30-0
12/24	Dallas	P	7	24	3.4	9	0	1	7	7.0	7	0	W	22-20
12/31	at Baltimore	S	14	107	7.6	45	0	4	30	7.5	23	1	L	19-56
01/07	Buffalo	S	10	56	5.6	25t	1	1	5	5.0	5	0	L	14-21
2023 TOTALS		11-4	103	800	7.8	76t	8	27	197	7.3	23	3	11-6	

2024 GXG REGULAR-SEASON (MIAMI)

			RUSHING					RECEIVING						
DATE	OPPONENT	P/S	NO.	YDS.	AVG.	LG	TD	NO.	YDS.	AVG.	LG	TD	W/L	SCORE
09/08	Jacksonville	P	10	24	2.4	9	1	7	76	10.9	39	0	W	20-17
09/12	Buffalo	S	22	96	4.4	17	0	7	69	9.9	16	1	L	10-31
09/22	at Seattle	S	11	30	2.7	13	0	3	28	9.3	22	0	L	3-24
09/30	Tennessee	S	10	15	1.5	5	0	3	14	4.7	5	0	L	12-31
10/06	at New England	S	3	18	6.0	12	0	1	-1	-1.0	-1	0	W	15-10
10/20	at Indianapolis	S	15	77	5.1	15	0	2	8	4.0	9	0	L	10-16
10/27	Arizona	S	10	97	9.7	47	0	6	50	8.3	16	1	L	27-28
11/03	at Buffalo	S	12	63	5.3	12	1	8	58	7.3	18	1	L	27-30
11/11	at L.A. Rams	S	12	37	3.1	15	0	5	15	3.0	10	0	W	23-15
11/17	Las Vegas	S	17	73	4.3	30	1	4	32	8.0	17	0	W	34-19
11/24	New England	S	10	32	3.2	9	0	3	24	8.0	11t	2	W	34-15
11/28	at Green Bay	S	7	14	2.0	13	0	8	56	7.0	14t	1	L	17-30
12/08	N.Y. Jets	S	14	24	1.7	7	1	6	45	7.5	14	0	W	32-26+
12/15	at Houston	S	12	41	3.4	7	0	7	35	5.0	13	0	L	12-20
12/22	San Francisco	S	17	120	7.1	50t	1	6	70	11.7	20	0	W	29-17
12/29	at Cleveland	S	10	25	2.5	9	0	2	13	6.5	12	0	W	20-3
01/05	at N.Y. Jets	S	11	121	11.0	61	1	0	0	0.0	0	0	L	20-32
2024 TOTALS		17-16	203	907	4.5	61	6	78	592	7.6	39	6	8-9	

+ - Overtime

2025 GXG REGULAR-SEASON (MIAMI)

			RUSHING					RECEIVING						
DATE	OPPONENT	P/S	NO.	YDS.	AVG.	LG	TD	NO.	YDS.	AVG.	LG	TD	W/L	SCORE
09/07	at Indianapolis	S	7	55	7.9	26	0	3	20	6.7	11t	1	L	8-33
09/14	New England	S	11	30	2.7	9	0	8	92	11.5	29t	1	L	27-33
09/18	at Buffalo	S	12	62	5.2	14	0	7	29	4.1	15	0	L	21-31
09/29	N.Y. Jets	S	20	99	5.0	21	1	1	2	2.0	2	0	W	27-21
10/05	at Carolina	S	10	16	1.6	6	0	6	30	5.0	10t	1	L	24-27
10/12	L.A. Chargers	S	16	128	8.0	49t	2	4	22	5.5	10	0	L	27-29
10/19	at Cleveland	S	13	82	6.3	46	0	3	16	5.3	16	0	L	6-31
10/26	at Atlanta	S	18	67	3.7	12	0	5	24	4.8	10	1	W	34-10
10/30	Baltimore	S	14	67	4.8	22	0	6	39	6.5	19	0	L	6-28
11/09	Buffalo	S	22	174	7.9	59t	2	6	51	8.5	15	0	W	30-13
11/16	Washington	S	21	120	5.7	23	0	5	45	9.0	22	0	W	16-13+
11/30	New Orleans	S	22	134	6.1	29t	1	0	0	0.0	0	0	W	21-17
12/07	at N.Y. Jets	S	7	92	13.1	39	1	1	13	13.0	13	0	W	34-10
12/15	at Pittsburgh	S	12	60	5.0	15	0	6	67	11.2	24	0	L	15-28
12/21	Cincinnati	S	15	81	5.4	48t	1	3	9	3.0	5	0	L	21-45
12/28	Tampa Bay	S	18	83	4.6	18	0	3	29	9.7	20	0	W	20-17
01/04	at New England						INACTIVE						L	10-38
2025 TOTALS		16-16	238	1,350	5.7	59t	8	67	488	7.3	29t	4	7-10	

+ - Overtime

46 TUCKER ADDINGTON

LS | 6'2" | 230 | SAM HOUSTON STATE '19

NFL EXP. 1 | DOLPHINS EXP. 1 | BORN 07/16/97 | ACQUIRED FA, '26

HOMETOWN NEW BRAUNFELS, TEXAS

NFL CAREER

TRANSACTIONS:

- Signed by Miami on March 13, 2026.
- Waived by Pittsburgh on Aug. 7, 2025.
- Signed by Pittsburgh on June 25, 2025.
- Released by Houston on June 20, 2025.
- Signed to a reserve/future contract with Houston on Jan. 6, 2024.
- Released by Jacksonville on Dec. 11, 2024.
- Signed to Jacksonville's practice squad on Dec. 3, 2024.
- Released by Miami on Nov. 25, 2024.
- Signed to Miami's practice squad on Nov. 5, 2024.
- Released by New England on Oct. 22, 2024.
- Signed to New England's practice squad on Oct. 11, 2024.
- Released by New England on Aug. 26, 2024.
- Signed by New England on Aug. 5, 2024.
- Released by Washington on April 15, 2024.
- Signed to Washington's active roster on Dec. 30, 2023.
- Signed to Washington's practice squad on Dec. 19, 2023.
- Waived by Jacksonville on Aug. 29, 2023.
- Signed by Jacksonville on Aug. 20, 2023.
- Released by New England on Aug. 15, 2023.
- Signed to New England's active roster on Dec. 23, 2022.
- Signed to New England's practice squad on Dec. 16, 2022.
- Waived by Dallas on Oct. 11, 2022.
- Signed to Dallas' practice squad on Oct. 5, 2022.

CAREER HIGHLIGHTS:

- Played in 10 career games.
- 1 solo special teams tackle.

2025 (HOUSTON/PITTSBURGH)

- Spent part of training camp with Pittsburgh.
- Spent the offseason with Houston.

2024 (NEW ENGLAND/MIAMI/JACKSONVILLE):

- Spent 1 game on Jacksonville's practice squad.
- Played in 3 games with Miami.
- Played in 1 game with New England.

2023 (WASHINGTON):

- Played in 3 games.
- 1 solo special teams tackle.

VS. DALLAS (1/7): 1 solo special teams tackle.

2022 (NEW ENGLAND/HOUSTON ROUGHNECKS - USFL):

- Played in 3 games with New England.
- Played in 10 games with the Houston Roughnecks after being selected in the 6th round of the supplemental draft.

BEFORE THE NFL

COLLEGE (SAM HOUSTON STATE):

- 4-year letterman (2016-19).

CAREER: Played in 48 games; 8 tackles (1 solo) and 2 fumble recoveries.

SENIOR (2019): Played in 12 games; 3 solo tackles and 1 fumble recovery.

JUNIOR (2018): Played in 11 games; 3 tackles (2 solo).

SOPHOMORE (2017): Played in 14 games.

TRUE FRESHMAN (2016): Played in 11 games; 2 solo tackles and 1 fumble recovery.

HIGH SCHOOL (CANYON HS – NEW BRAUNFELS, TEXAS):

- Also participated in track and field.

SENIOR (2015):

- Appeared in 6 games and produced 137 all-purpose yards.

TUCKER ADDINGTON'S NFL REGULAR SEASON STATISTICS

YEAR	TEAM	GP
2022	New England	3
2023	Washington	3
2024	New England	1
2024	Miami	3
2024	Jacksonville	0
2024	TOTAL	4
2025	Houston	0
2025	Pittsburgh	0
2025	TOTAL	0
NFL TOTALS		10

23 ZAYNE ANDERSON

S | 6'2" | 206 | BYU '21

NFL EXP. 4 | DOLPHINS EXP. 1 | BORN 01/03/97 | ACQUIRED FA, '26

HOMETOWN STANSBURY PARK, UTAH

NFL CAREER

TRANSACTIONS:

- Signed by Miami on March 13, 2026.
- Awarded off waivers to Green Bay on Aug. 30, 2023.
- Waived by Buffalo on Aug. 29, 2023.
- Signed to a reserve/future contract with Buffalo on Feb. 17, 2023.
- Signed to Kansas City's practice squad on Aug. 31, 2022.
- Waived by Kansas City on Aug. 30, 2022.
- Signed to Kansas City's active roster on Dec. 13, 2021.
- Signed to Kansas City's practice squad on Sept. 1, 2021.
- Waived by Kansas City on Aug. 30, 2021.
- Signed by Kansas City as an undrafted free agent on May 14, 2021.

CAREER HIGHLIGHTS:

- Played in 47 career games with 2 starts.
- 8 tackles (4 solo), 1 interception and 2 passes defensed.
- 28 special teams tackles (18 solo) and 2 special teams fumble recoveries.
- Appeared in 5 postseason games - 3 with Kansas City and 2 with Green Bay.
- Won Super Bowl LVII with Kansas City.

2025 (GREEN BAY):

- Played in 14 games.
- Inactive for 2 games.
- Missed the final game of the season after being placed on injured reserve on Dec. 31.
- 1 assisted tackle.
- 14 special teams tackles (5 solo) and 2 special teams fumble recoveries.

AT CLEVELAND (9/21): 2 special teams tackles (1 solo).

AT PITTSBURGH (10/26): 1 special teams fumble recovery.

VS. MINNESOTA (11/23): 2 special teams tackles (1 solo) and 1 special teams fumble recovery.

- Recovered a muffed punt at the Minnesota 5-yard line, setting up a Green Bay touchdown on the next drive.

2024 (GREEN BAY):

- Played in 16 games with 2 starts.
- Inactive for 1 game.
- 7 tackles (4 solo), 1 interception and 2 passes defensed.
- 9 solo special teams tackles.

AT DETROIT (12/4): 4 tackles (2 solo).

VS. NEW ORLEANS (12/23): 3 tackles (2 solo), 1 interception and 2 passes defensed.

- Intercepted QB Spencer Rattler in the red zone and returned it 18 yards to the Green Bay 20-yard line with 2:20 remaining in the 3rd quarter.

POSTSEASON:

NFC WILD CARD AT PHILADELPHIA (1/12): Inactive.

2023 (BUFFALO/GREEN BAY):

- Played in 10 games with Green Bay.
- Inactive for 7 games with Green Bay.
- 4 special teams tackles (3 solo) with Green Bay.
- Spent the offseason and training camp with Buffalo.

POSTSEASON:

NFC WILD CARD AT DALLAS (1/14): 1 solo tackle; 1 solo special teams tackle.

NFC DIVISIONAL AT SAN FRANCISCO (1/20): Played but did not record any stats.

2022 (KANSAS CITY):

- Played in 3 games.
- Spent 14 games on the practice squad.

2021 (KANSAS CITY):

- Played in 4 games.
- 2 special teams tackles (1 solo).
- Spent 13 games on the practice squad.

VS. CLEVELAND (9/12): Played but did not record any stats.

- Made his NFL debut.

VS. PITTSBURGH (12/26): 1 solo special teams tackle.

POSTSEASON:

AFC WILD CARD VS. PITTSBURGH (1/16): 1 solo special teams tackle.

AFC DIVISIONAL VS. BUFFALO (1/23): Played but did not record any stats.

AFC CHAMPIONSHIP VS. CINCINNATI (1/30): Played but did not record any stats.

BEFORE THE NFL

COLLEGE (BYU):

- 6-year letterman (2015-20).
- Played linebacker and defensive back.

CAREER: Played in 50 games with 23 starts; 162 tackles (105 solo), 3 interceptions, 9 passes defensed, 3 forced fumbles and 2 fumble recoveries; 1 blocked kick.

REDSHIRT SENIOR (2020): Started all 11 games; 41 tackles (24 solo) and 2 passes defensed.

MEDICAL REDSHIRT (2019): Played in 2 games with 1 start before missing the remainder of the season due to injury; 10 tackles (8 solo) and 1 pass defensed.

- Served as a team captain.

REDSHIRT JUNIOR (2018): Started in 4 games before missing the remainder of the season due to injury; 36 tackles (23 solo), 1 interception and 2 passes defensed.

- Served as a team captain.

JUNIOR (2017): Started all 12 games; 61 tackles (41 solo), 2 interceptions, 4 passes defensed, 3 forced fumbles and 1 fumble recovery; 1 blocked kick.

SOPHOMORE (2016): Played in all 13 games; 11 tackles (6 solo) and 1 fumble recovery.

TRUE FRESHMAN (2015): Played in 8 games; 3 solo tackles.

HIGH SCHOOL (STANSBURY HS - STANSBURY PARK, UTAH):

- Played safety and running back.
- Also ran track and field.
- Played in 27 games; 147 tackles (114 solo), 1.0 sack, 6 interceptions; 59 carries for 442 rushing yards (7.5 avg.) and 9 TDs.

ZAYNE ANDERSON'S NFL REGULAR SEASON DEFENSIVE STATISTICS

				TACKLES								INTERCEPTIONS					O. FUMB				ST					MISC	
YEAR	TEAM	GP	GS	TK	S	A	TFL	YDS	SK	YDS	QBH	NO	YDS	LG	TD	PD	FF	FR	TD	YDS	TK	S	A	FF	FR	S	A
2021	Kansas City	4	0	0	0	0	0	0	0.0	0.0	0	0	0	0	0	0	0	0	0	0	1	1	0	0	0	0	0
2022	Kansas City	3	0	0	0	0	0	0	0.0	0.0	0	0	0	0	0	0	0	0	0	0	0	0	0	0	0	0	0
2023	Green Bay	10	0	0	0	0	0	0	0.0	0.0	0	0	0	0	0	0	0	0	0	0	4	3	1	0	0	0	0
2024	Green Bay	16	2	7	4	3	0	0	0.0	0.0	0	1	18	18	0	2	0	0	0	0	9	9	0	0	0	0	0
2025	Green Bay	14	0	1	0	1	0	0	0.0	0.0	0	0	0	0	0	0	0	0	0	0	14	5	9	0	2	0	0
NFL TOTALS		47	2	8	4	4	0	0	0.0	0.0	0	1	18	18	0	2	0	0	0	0	28	18	10	0	2	0	0

ZAYNE ANDERSON'S NFL POSTSEASON DEFENSIVE STATISTICS

				TACKLES								INTERCEPTIONS					O. FUMB				ST					MISC	
YEAR	TEAM	GP	GS	TK	S	A	TFL	YDS	SK	YDS	QBH	NO	YDS	LG	TD	PD	FF	FR	TD	YDS	TK	S	A	FF	FR	S	A
2021	Kansas City	3	0	0	0	0	0	0	0.0	0.0	0	0	0	0	0	0	0	0	0	0	1	1	0	0	0	0	0
2022	Kansas City	0	0	0	0	0	0	0	0.0	0.0	0	0	0	0	0	0	0	0	0	0	0	0	0	0	0	0	0
2023	Green Bay	2	0	1	1	0	0	0	0.0	0.0	0	0	0	0	0	0	0	0	0	0	1	1	0	0	0	0	0
2024	Green Bay	0	0	0	0	0	0	0	0.0	0.0	0	0	0	0	0	0	0	0	0	0	0	0	0	0	0	0	0
2025	Green Bay	0	0	0	0	0	0	0	0.0	0.0	0	0	0	0	0	0	0	0	0	0	0	0	0	0	0	0	0
NFL TOTALS		5	0	1	1	0	0	0	0.0	0.0	0	0	0	0	0	0	0	0	0	0	2	2	0	0	0	0	0

SINGLE-GAME HIGHS: DEFENSIVE

Total Tackles	4 at Detroit, Dec 05, 2024
Solo Tackles	2 vs. New Orleans, Dec 23, 2024 ...1 more at 2.
Passes Defensed	2 vs. New Orleans, Dec 23, 2024
Interceptions	1 vs. New Orleans, Dec 23, 2024
Special Teams Tackles	2 at Denver, Dec 14, 2025 ...3 more at 2.
Special Teams Fumble Recoveries	1 vs. Minnesota, Nov 23, 2025 ...1 more at 1.

51 ROBERT BEAL JR.

EDGE | 6'4" | 264 | GEORGIA '23

NFL EXP. 4 | DOLPHINS EXP. 1 | BORN 08/18/99 | ACQUIRED FA, '26

HOMETOWN DULUTH, GA.

NFL CAREER

TRANSACTIONS:

- Signed by Miami on March 13, 2026.
- Signed to San Francisco's active roster on Oct. 22, 2025.
- Signed to San Francisco's practice squad on Oct. 14, 2025.
- Waived by San Francisco on Oct. 11, 2025.
- Signed to San Francisco's active roster on Sept. 24, 2025.
- Signed to San Francisco's practice squad on Sept. 15, 2025.
- Waived by San Francisco on Sept. 10, 2025
- 5th-round-pick (173rd overall) by San Francisco in the 2023 NFL Draft.

CAREER HIGHLIGHTS:

- Played in 25 career games.
- 24 tackles (8 solo) and 1.0 sack.
- 12 special teams tackles (8 solo).
- Played in 4 postseason games with San Francisco.

2025 (SAN FRANCISCO):

- Played in 7 games.
- Inactive for 6 games.
- Spent 2 games on San Francisco's practice squad.
- 9 tackles (1 solo).
- 5 special teams tackles (2 solo).

AT HOUSTON (10/26): 4 tackles (1 solo); 1 solo special teams tackle.

VS. L.A. RAMS (11/9): 2 assisted tackles; 2 special teams tackles.

POSTSEASON:

NFC WILD CARD AT PHILADELPHIA (1/11): Played but did not record any stats.

2024 (SAN FRANCISCO):

- Played in 14 games.
- Inactive for 3 games.
- 11 tackles (6 solo).
- 6 special teams tackles (1 solo).

AT SEATTLE (10/10): 1 tackle; 3 special teams tackles (2 solo).

VS. CHICAGO (12/8): 3 tackles (1 solo).

2023 (SAN FRANCISCO):

- Played in 4 games.
- Inactive for 2 games.
- Missed the first 11 games of the season after being placed on injured reserve on Aug. 30 and activated on Nov. 27.
- 4 tackles (1 solo) and 1.0 sack.
- 1 solo special teams tackle.

VS. L.A. RAMS (1/7): 3 tackles (1 solo) and 1.0 sack.

- Sacked QB Carson Wentz on 2nd-and-10 for a loss of 7 yards in the 3rd quarter.

POSTSEASON:

NFC DIVISIONAL VS. GREEN BAY (1/20): Played but did not record any stats.

NFC CHAMPIONSHIP VS. DETROIT (1/28): Played but did not record any stats.

SUPER BOWL LVIII AT KANSAS CITY (2/11): Played but did not record any stats.

BEFORE THE NFL

COLLEGE (GEORGIA):

- 5-year letterman (2018-22) and 1-year starter.

CAREER: Played in 54 games with 10 starts; 72 tackles (36 solo), 10.5 sacks, 2 passes defensed, 2 forced fumbles and 1 fumble recovery.

SENIOR (2022): Played in 15 games with 8 starts; 26 tackles (16 solo), 3.0 sacks, and 1 pass defensed.

- Won the 2023 CFP National Championship.

JUNIOR (2021): Played in 15 games with 2 starts; 23 tackles (12 solo), 6.5 sacks, and 2 passes defensed.

- Won the 2022 CFP National Championship.

JUNIOR (2020): Played in 7 games.

- Retained a year of eligibility due to the COVID-19 pandemic.

SOPHOMORE (2019): Played in 6 games; 8 tackles (1 solo).

REDSHIRT FRESHMAN (2018): Played in 11 games; 15 tackles (7 solo) and 1 sack.

- Redshirted in 2017.

HIGH SCHOOL (PEACHTREE RIDGE HS - DULUTH, GA.):

- Participated in the 2017 Under Armour All-American Game.

OFF THE FIELD

PERSONAL:

- **MAJOR:** Learning design & technology.

ROBERT BEAL JR.'S NFL REGULAR SEASON DEFENSIVE STATISTICS

				TACKLES								INTERCEPTIONS					O. FUMB				ST					MISC	
YEAR	TEAM	GP	GS	TK	S	A	TFL	YDS	SK	YDS	QBH	NO	YDS	LG	TD	PD	FF	FR	TD	YDS	TK	S	A	FF	FR	S	A
2023	San Francisco	4	0	4	1	3	1	7	1.0	7.0	1	0	0	0	0	0	0	0	0	0	1	1	0	0	0	0	0
2024	San Francisco	14	0	11	6	5	0	0	0.0	0.0	0	0	0	0	0	0	0	0	0	0	6	5	1	0	0	0	0
2025	San Francisco	7	0	9	1	8	0	0	0.0	0.0	0	0	0	0	0	0	0	0	0	0	5	2	3	0	0	0	0
NFL TOTALS		25	0	24	8	16	1	7	1.0	7.0	1	0	0	0	0	0	0	0	0	0	12	8	4	0	0	0	0

ROBERT BEAL JR.'S NFL POSTSEASON DEFENSIVE STATISTICS

				TACKLES							INTERCEPTIONS					O. FUMB				ST					MISC	
YEAR	TEAM	GP	GS	TK	S	A	TFL	YDS	SK	YDS	QBH	NO	YDS	LG	TD	PD	FF	FR	TD	YDS	TK	S	A	FF	FR	S	A
2023	San Francisco	3	0	0	0	0	0	0	0.0	0.0	0	0	0	0	0	0	0	0	0	0	0	0	0	0	0	0	0
2025	San Francisco	1	0	0	0	0	0	0	0.0	0.0	0	0	0	0	0	0	0	0	0	0	1	0	1	0	0	0	0
NFL TOTALS		4	0	0	0	0	0	0	0.0	0.0	0	0	0	0	0	0	0	0	0	0	1	0	1	0	0	0	0

18 CHRIS BELL

WR | 6'2" | 228 | LOUISVILLE '26

NFL EXP. R | DOLPHINS EXP. R | BORN 06/07/04 | ACQUIRED D3C, '26

HOMETOWN YAZOO CITY, MISS.

NFL CAREER

TRANSACTIONS:

- 3rd-round pick (94th overall) by Miami in the 2026 NFL Draft.

BEFORE THE NFL

COLLEGE (LOUISVILLE):

- 4-year letterman (2022-25) and 3-year starter.

CAREER: Played in 47 games with 36 starts; 151 receptions for 2,166 yards (14.3 avg.) and 12 TDs; 2 carries for 43 yards (21.5 avg.); 5 kickoff returns for 78 yards (15.6 avg.).

SENIOR (2025): Started 11 games; 72 receptions for 917 yards (15.7 avg.) and 6 TDs.

- 1st-team All-ACC.
- Biletnikoff Award semifinalist.

JUNIOR (2024): Started all 13 games; 43 receptions for 737 yards (17.1 avg.) and 4 TDs; 2 carries for 43 yards (21.5 avg.); 4 kickoff returns for 48 yards (12.0 avg.).

SOPHOMORE (2023): Played in all 14 games with 11 starts; 27 receptions for 407 yards (12.1 avg.) and 2 TDs.

- Helped Louisville to their first 10-win season since 2013.

TRUE FRESHMAN (2022): Played in 9 games with 1 start; 7 receptions for 105 yards (11.7 avg.); 1 kickoff return for 18 yards.

HIGH SCHOOL (GREENVILLE CHRISTIAN SCHOOL - GREENVILLE, MISS.):

- Also played basketball and track & field.

SENIOR (2021): 35 receptions for 828 yards (23.7 avg.) and 14 TDs; 2 punt return TDs.

- Led his team to victory in the state championship

CHRIS BELL'S COLLEGE STATS

				RECEIVING					RUSHING				
YEAR	TEAM	GP	GS	NO.	YDS	AVG	LG	TD	NO.	YDS.	AVG.	LG	TD
2022	Louisville	9	1	7	105	15.0	29	0	0	0	0.0	-	0
2023	Louisville	14	11	29	407	14.0	48	2	0	0	0.0	-	0
2024	Louisville	13	13	43	737	17.1	68	4	2	43	21.5	47	0
2025	Louisville	11	11	72	917	12.7	64	6	0	0	0.0	-	0
COLLEGE TOTALS		47	36	151	2,166	14.3	68	12	2	43	21.5	47	0

93 ZEEK BIGGERS

DL | 6'6" | 315 | GEORGIA TECH '25

NFL EXP. 2 | DOLPHINS EXP. 2 | BORN 10/04/03 | ACQUIRED D7B, '25

HOMETOWN SALISBURY, N.C.

NFL CAREER

TRANSACTIONS:

- 7th-round pick (253rd overall) by Miami in the 2025 NFL Draft.

CAREER HIGHLIGHTS:

- Played in 9 career games.
- 20 tackles (6 solo) and 1.5 sacks.
- 1 blocked field goal.

2025 (MIAMI):

- Played in 9 games.
- Inactive for 8 games.
- 20 tackles (6 solo) and 1.5 sacks.
- 1 blocked field goal.

VS. NEW ENGLAND (9/14): Played but did not record any stats.

- Made his NFL debut.

VS. WASHINGTON IN MADRID (11/16): 7 tackles (3 solo).

VS. NEW ORLEANS (11/30): 1 assisted tackle and 0.5 sack.

- Split a sack of QB Tyler Shough on 2nd-and-9 with EDGE Chop Robinson for a loss of 5 yards in the 1st quarter.

AT PITTSBURGH (12/15): 2 tackles (1 solo) and 1.0 sack.

- Sacked QB Aaron Rodgers on 3rd-and-6 for a loss of 7 yards, forcing Pittsburgh to punt with 2:21 remaining in the game.

VS. TAMPA BAY (12/28): 1 assisted tackle; 1 blocked field goal.

- Blocked a 55-yard field goal attempt with 27 seconds remaining in the 2nd quarter.

BEFORE THE NFL

COLLEGE (GEORGIA TECH):

- 4-year letterman (2021-24) and 2-year starter.
- Helped his team to back-to-back winning records (2023-24) for the first time since the 2011-14 seasons.

CAREER: Played in 47 games with 26 starts; 104 tackles (55 solo), 2.0 sacks, 9.0 tackles for loss, 7 passes defensed and 1 fumble recovery; 4 blocked field goals.

SENIOR (2024): Started all 13 games; 23 tackles (12 solo), 1.0 sack, 3.5 tackles for loss and 3 passes defensed; 2 blocked field goals.

- All-ACC honorable mention.

JUNIOR (2023): Started all 13 games; 40 tackles (18 solo), 1.0 sack, 4.0 tackles for loss, 3 passes defensed and 1 fumble recovery; 1 blocked field goal.

SOPHOMORE (2022): Played in all 12 games; 32 tackles (19 solo), 1.0 tackle for loss and 1 pass defensed; 1 blocked field goal.

TRUE FRESHMAN (2021): Played in 9 games; 9 tackles (6 solo).

HIGH SCHOOL (WEST ROWAN HS – SALISBURY, N.C.):

- Played offensive and defensive line.
- Also competed in basketball and track and field.

SENIOR (2020):

- Helped team to 4-1 conference record after the season was delayed due to COVID-19 pandemic.

JUNIOR (2019):

- All-county and all-conference selection.

SOPHOMORE (2018): 85 tackles (50 solo), 2.5 sacks, 9.0 tackles for loss and 2 forced fumbles.

OFF THE FIELD

COMMUNITY:

2025:

- Along with the 2025 rookie class, provided holiday gifts for local families in need, selected through Neighbors 4 Neighbors.
- Served members of the South Florida community through team events and initiatives around Thanksgiving and the holidays, sharing fellowship, meals and gifts with families from local community organizations.
- Participated in the month-long Jason Jenkins Days of Service initiative, volunteering at Feeding South Florida to inspect, sort and package food and produce for families facing food insecurity.

PERSONAL:

- **MAJOR:** Business administration with a concentration in supply chain.

ZEEK BIGGERS' NFL REGULAR SEASON DEFENSIVE STATISTICS

				TACKLES								INTERCEPTIONS					O. FUMB				ST					MISC	
YEAR	TEAM	GP	GS	TK	S	A	TFL	YDS	SK	YDS	QBH	NO	YDS	LG	TD	PD	FF	FR	TD	YDS	TK	S	A	FF	FR	S	A
2025	Miami	9	0	20	6	14	1	7	1.5	9.5	4	0	0	0	0	0	0	0	0	0	0	0	0	0	0	0	0
NFL TOTALS		9	0	20	6	14	1	7	1.5	9.5	4	0	0	0	0	0	0	0	0	0	0	0	0	0	0	0	0

SINGLE-GAME HIGHS: DEFENSIVE

Total Tackles	7 vs. Washington, Nov 16, 2025	Tackles For Loss	1 at Pittsburgh, Dec 15, 2025
Solo Tackles	3 vs. Washington, Nov 16, 2025	Blocked Field Goals	1 vs. Tampa Bay, Dec 28, 2025
Sacks	1.0 at Pittsburgh, Dec 15, 2025		

8 JUJU BRENTS

CB | 6'3" | 203 | KANSAS STATE '23

NFL EXP. 4 | DOLPHINS EXP. 2 | BORN 01/18/00 | ACQUIRED WAI., '25 (IND.)

HOMETOWN INDIANAPOLIS, IN

NFL CAREER

TRANSACTIONS:

- Awarded off waivers to Miami on Aug. 27, 2025.
- Waived by Indianapolis on Aug. 26, 2025.
- 2nd-round pick (44th overall) by Indianapolis in the 2023 NFL Draft.

CAREER HIGHLIGHTS:

- Played in 18 career games with 11 starts.
- 60 tackles (41 solo), 1 interception, 7 passes defensed, 1 forced fumble and 2 fumble recoveries.
- 4 special teams tackles (2 solo).

2025 (MIAMI):

- Played in 7 games with 2 starts.
- Dressed but did not play in 1 game.
- Inactive for 3 games.
- Missed the remainder of the season after being placed on injured reserve on Nov. 19.
- 11 tackles (8 solo), 1 pass defensed and 1 fumble recovery.
- 3 special teams tackles (2 solo).

VS. NEW ENGLAND (9/14): Played but did not record any stats.

- Made his Dolphins debut.

VS. L.A. CHARGERS (10/12): 1 solo tackle; 2 special teams tackles (1 solo).

VS. BUFFALO (11/9): 5 solo tackles, 1 pass defensed and 1 fumble recovery.

- Recovered a RB James Cook fumble forced by CB Jack Jones at the Miami 5-yard line with 9:13 to play in the 2nd quarter.

VS. WASHINGTON IN MADRID (11/16): 5 tackles (2 solo).

2024 (INDIANAPOLIS):

- Played in 2 games with 1 start.
- Missed 15 games after being placed on injured reserve on Sept. 10 and activated on Jan. 4.
- 7 tackles (3 solo).

VS. HOUSTON (9/8): 7 tackles (3 solo).

2023 (INDIANAPOLIS):

- Played in 9 games with 8 starts.
- Inactive for 8 games.
- 42 tackles (30 solo), 1 interception, 6 passes defensed, 1 forced fumble and 1 fumble recovery.
- 1 special teams tackle.

AT BALTIMORE (9/24): 4 solo tackles, 1 forced fumble and 1 fumble recovery.

- Forced and recovered a fumble by RB Kenyan Drake with 2:17 left in the 1st quarter.
- Became the 1st player since LB Jordan Brailford in 2020 to record a forced fumble and fumble recovery in their 1st career game.
- Made his NFL debut.

VS. L.A. RAMS (10/1): 9 tackles (8 solo).

AT JACKSONVILLE (10/15): 7 tackles (5 solo), 1 interception and 2 passes defensed.

- Intercepted QB Trevor Lawrence with 13:29 left in the game.
- It was his 1st career interception.

BEFORE THE NFL

COLLEGE (KANSAS STATE):

- 4-year letterman (2018, 2020-22) and 2-year starter.
- Transferred from Iowa to Kansas State following the 2020 season.

CAREER: Played in 46 games with 32 starts; 111 tackles (78 solo), 6 interceptions, 16 passes defensed and 1 forced fumble.

REDSHIRT SENIOR (2022 AT KANSAS STATE): Started all 14 games; 45 tackles (28 solo), 4 interceptions, 8 passes defensed and 1 forced fumble.

- 1st-team All-Big 12.
- Helped team to Big 12 championship.

REDSHIRT JUNIOR (2021 AT KANSAS STATE): Started in all 13 games; 49 tackles (41 solo), 1 interception and 3 passes defensed.

- Honorable mention All-Big 12.

REDSHIRT SOPHOMORE (2020 AT IOWA): Played in 7 games; 4 tackles (1 solo) and 1 pass defensed.

SOPHOMORE (2019 AT IOWA): Played in 1 game.

- Redshirted.

TRUE FRESHMAN (2018 AT IOWA): Played in 11 games with 5 starts; 13 tackles (8 solo), 1 interception and four passes defensed.

HIGH SCHOOL (WARREN CENTRAL HS – INDIANAPOLIS, IND.):

- Also participated in track and field.

SENIOR (2017): 18 tackles, 1 interception and 3 passes defensed.

- 1st-team all-conference.

JUNIOR (2016): 20 tackles, 2.0 sacks and 3 passes defensed.

- 1st-team all-conference.

SOPHOMORE (2015): 25 tackles, 2 interceptions and 4 passes defensed.

OFF THE FIELD

COMMUNITY:

2025:

- Served members of the South Florida community at the team Thanksgiving event, sharing a meal and providing groceries and supplies for the families' own Thanksgiving dinners.

PERSONAL:

- **MAJOR:** Communication studies.
- Born Julius Brent, has gone by the nickname "JuJu" since he was a child.

JUJU BRENTS' NFL REGULAR SEASON DEFENSIVE STATISTICS

				TACKLES								INTERCEPTIONS					O. FUMB				ST					MISC	
YEAR	TEAM	GP	GS	TK	S	A	TFL	YDS	SK	YDS	QBH	NO	YDS	LG	TD	PD	FF	FR	TD	YDS	TK	S	A	FF	FR	S	A
2023	Indianapolis	9	8	42	30	12	0	0	0.0	0.0	0	1	0	0	0	6	1	1	0	0	1	0	1	0	0	0	0
2024	Indianapolis	2	1	7	3	4	0	0	0.0	0.0	0	0	0	0	0	0	0	0	0	0	0	0	0	0	0	0	0
2025	Miami	7	2	11	8	3	0	0	0.0	0.0	0	0	0	0	0	1	0	1	0	0	3	2	1	0	0	0	0
NFL TOTALS		18	11	60	41	19	0	0	0.0	0.0	0	1	0	0	0	7	1	2	0	0	4	2	2	0	0	0	0

SINGLE-GAME HIGHS: DEFENSIVE

Total Tackles	9 vs. L.A. Rams, Oct 01, 2023
Solo Tackles	8 vs. L.A. Rams, Oct 01, 2023
Passes Defensed	3 vs. Las Vegas, Dec 31, 2023
Forced Fumbles	1 at Baltimore, Sep 24, 2023
Fumble Recoveries	1 vs. Buffalo, Nov 09, 2025
	...1 more at 1.
Interceptions	1 at Jacksonville, Oct 15, 2023
Special Teams Tackles	2 vs. L.A. Chargers, Oct 12, 2025

55 AARON BREWER

C | 6'1" | 290 | TEXAS STATE '20

NFL EXP. 7 | DOLPHINS EXP. 3 | BORN 10/28/97 | ACQUIRED UFA, '24 (TEN.)

HOMETOWN DALLAS, TEXAS

NFL CAREER

TRANSACTIONS:

- Signed by Miami as an unrestricted free agent from Tennessee on March 15, 2024.
- Signed by Tennessee as an undrafted college free agent on May 7, 2020.

CAREER HONORS:

- 2025 2nd-team All-Pro.
- 2025 finalist for the NFL Protector of the Year

CAREER HIGHLIGHTS:

- Played in 91 career games with 73 starts – 52 at center, 18 at left guard and 3 at right guard.
- 2 miscellaneous tackles.
- 2 miscellaneous fumble recoveries.
- Played in 1 postseason game with Tennessee.
- Is a 2-time team captain (2025-26).

2026 (MIAMI):

- Serves as team captain.

2025 (MIAMI):

- Started 16 games at center.
- Inactive for 1 game.
- Served as a team captain.

AT INDIANAPOLIS (9/7): Started at center.

VS. N.Y. JETS (9/29): Started at center.

- Helped the Dolphins total 300 yards of offense including 123 rushing yards, while not allowing QB Tua Tagovailoa to get sacked.

AT ATLANTA (10/26): Started at center.

- Helped the offense total 338 yards, including 141 rushing yards, and 34 points.

VS. BUFFALO (11/9): Started at center.

- Helped Miami total 30 points and 370 yards of offense including 197 rushing, while not allowing QB Tua Tagovailoa to get sacked.

AT N.Y. JETS (12/7): Started at center.

- Helped the offense total 34 points and 239 rushing yards, marking the 4th-straight game of 150+ rushing yards.

HONORS:

- 2nd-team All-Pro.
- Finalist for the NFL Protector of the Year.

2024 (MIAMI):

- Started all 17 games at center.
- 1 miscellaneous fumble recovery.

AT BUFFALO (11/3): Started at center.

- Helped the Dolphins total 149 rushing yards, marking the 4th consecutive game of 140+ rushing yards.

VS. LAS VEGAS (11/18): Started at center.

- Helped the offense total 353 yards and 34 points, scoring on six of seven possessions in the win.

VS. N.Y. JETS (12/8): Started at center.

- Helped the offense total 375 yards and 32 points while not surrendering a sack or quarterback hit.

VS. SAN FRANCISCO (12/22): Started at center.

- Helped the Dolphins total 381 yards of offense including 166 rushing yards, while not allowing QB Tua Tagovailoa to get sacked.

2023 (TENNESSEE):

- Started all 17 games at center.
- 1 miscellaneous tackle.

VS. CINCINNATI (10/1): Started at center.

- Helped the Titans offense total 400 yards, including 173 on the ground.

VS. JACKSONVILLE (1/7): Started at center.

- Blocked for an offense that rushed for 175 yards and found the end zone 4 times.

2022 (TENNESSEE):

- Started all 17 games – 15 at left guard and 2 at center.
- 1 miscellaneous tackle.

AT HOUSTON (10/30): Started at left guard.

- Opened holes for Titans ball carriers to gain 314 rushing yards, the 2nd-highest total in franchise history.

AT GREEN BAY (11/17): Started at center.

- Blocked for an offense that gained 408 total yards and scored 4 TDs.
- Made 1st career start at center.

VS. HOUSTON (12/24): Started at left guard.

- Paved the way for RB Derrick Henry to rush for 126 yards and a TD.
- 1 miscellaneous tackle.

2021 (TENNESSEE):

- Played in 12 games with 5 starts – 3 at right guard and 2 at left guard.
- Missed 4 games after being placed on injured reserve on Oct. 8 and activated on Nov. 6.
- 1 miscellaneous fumble recovery.

AT NEW ENGLAND (11/28): Started at right guard.

- Helped the offense tally 270 yards on the ground.

AT PITTSBURGH (12/19): Started at left guard.

- Blocked for an offense that ran for 201 yards.

POSTSEASON:

AFC DIVISIONAL VS. CINCINNATI (1/22): Played but did not record any stats.

2020 (TENNESSEE):

- Played in 12 games with 1 start at left guard.
- Dressed but did not play in 3 games.
- Inactive for 1 game.

AT DENVER (9/14): Played but did not record any stats.

- Made his NFL debut.

AT BALTIMORE (11/22): Started at left guard.

- Helped the offense total 423 yards and 30 points in the win.
- Made his 1st career start.

POSTSEASON:

AFC WILD CARD VS. BALTIMORE (1/10): Missed the game on the Reserve/COVID-19 list.

BEFORE THE NFL

COLLEGE (TEXAS STATE):

- 4-year starter (2016-19).
- 1 reception for 7 yards (7.0 avg.).
- Started 47 consecutive games on the offensive line.

CAREER: Played in 48 games with 47 starts – 15 at center, 12 at right tackle, 8 at left tackle, 7 at left guard and 5 at right guard.

SENIOR (2019): Started all 12 games at right tackle.

- 2nd-team All-Sun Belt.

JUNIOR (2018): Started all 12 games – 6 at center and 6 at left tackle.

- Honorable mention All-Sun Belt.

SOPHOMORE (2017): Started all 12 games – 5 at center, 5 at right guard and 2 at left tackle; 1 reception for 7 yards (7.0 avg.).

- 2nd-team All-Sun Belt.

TRUE FRESHMAN (2016): Played in 12 games, starting 11 of them – 7 at left guard and 4 at center.

- Honorable mention All-Sun Belt.

HIGH SCHOOL (SKYLINE HS – DALLAS, TEXAS):

- Also competed in basketball, wrestling and track and field.

SENIOR (2015):

- 1st-team all-district.

OFF THE FIELD

COMMUNITY:

2026:

- Participated in the 54-mile ride at DCC XVI, helping raise funds for cancer research.
- Provided backpacks and school supplies to more than 30 students from Amplify Community Relations and Prosperity Social & Community Development during training camp.
- Was named the NFLPA Community MVP of the Week during the offseason after donating $25,000 to the Brewer Foundation in support of the Future Leaders Program, a program that supports academic and professional success - Brewer participated in the program when he was in high school.

2025:

- Participated in the 13-mile ride at DCC XV, helping raise funds for cancer research.
- Teamed up with the Tamara James Foundation host a Thanksgiving meal distribution, providing turkeys and fresh produce to South Florida families in need.
- Served members of the South Florida community through team events and initiatives around Thanksgiving and the holidays, sharing fellowship, meals and gifts with families from local community organizations.

2024:

- Joined team initiatives around Thanksgiving and the holidays, providing meals and interacting with local South Florida community members in need.

PERSONAL:

- **PRONUNCIATION:** First name is pronounced AY-rin.
- **MAJOR:** General studies.

AARON BREWER'S NFL REGULAR SEASON STATISTICS

YEAR	TEAM	GP	GS
2020	Tennessee	12	1
2021	Tennessee	12	5
2022	Tennessee	17	17
2023	Tennessee	17	17
2024	Miami	17	17
2025	Miami	16	16
NFL TOTALS		91	73

AARON BREWER'S NFL POSTSEASON STATISTICS

YEAR	TEAM	GP	GS
2020	Tennessee	0	0
2021	Tennessee	1	0
NFL TOTALS		1	0

20 JORDYN BROOKS

ILB | 6'0" | 240 | TEXAS TECH '20

NFL EXP. 7 | DOLPHINS EXP. 3 | BORN 10/21/97 | ACQUIRED UFA, '24 (SEA.)

HOMETOWN HOUSTON, TEXAS

NFL CAREER

TRANSACTIONS:

- Signed by Miami as an unrestricted free agent from Seattle on March 13, 2024.
- 1st-round pick (27th overall) by Seattle in the 2020 NFL Draft.

CAREER HONORS:

- No. 67 on the NFL Top 100 list in 2026.
- 2025 1st-team All-Pro.
- 2025 Don Shula Leadership Award.
- AFC Defensive Player of the Week (vs. Washington, 11/16/25).
- AFC Defensive Player of the Week (at Atlanta, 10/26/25).

CAREER HIGHLIGHTS:

- Played in 97 career games with 89 starts.
- 838 tackles (493 solo), 13.0 sacks, 1 interception, 25 passes defensed, 3 forced fumbles and 6 fumble recoveries; 1 interception returned for a TD.
- 1 solo special teams tackle.
- Started 1 postseason game with Seattle.
- His 183 tackles led the league in 2025:

NFL TACKLE LEADERS (2025)

PLAYER	TEAM	SOLO	ASST.	TOTAL
1. JORDYN BROOKS	MIA.	99	84	183
2. Devin White	LV	95	79	174
3. Jack Campbell	Det.	85	81	166
4. Bobby Wagner	Was.	79	83	162
5. Cedric Gray	Ten.	95	65	160

- His 183 tackles in 2025 were the most in Dolphins history since 2010:

MOST SINGLE-SEASON TACKLES BY A DOLPHIN (SINCE 2010)

PLAYER	YEAR	TOTAL	SOLO	ASST.
1. JORDYN BROOKS	2025	183	99	84
2. JORDYN BROOKS	2024	143	86	57
3. Reshad Jones	2015	135	106	29
4. Karlos Dansby	2012	134	101	33
5. Kiko Alonso	2018	125	79	46

- Is a 2-time team captain (2025-26).

2026 (MIAMI):

- Serves as team captain.

HONORS:

- No. 67 on the NFL Top 100 list.

2025 (MIAMI):

- Started all 17 games.
- 183 tackles (99 solo), 3.5 sacks, 3 passes defensed, 1 forced fumble and 1 fumble recovery.
- Served as a team captain.

AT INDIANAPOLIS (9/7): 14 tackles (5 solo).

VS. NEW ENGLAND (9/14): 8 tackles (4 solo) and 1.0 sack.

- Sacked QB Drake Maye for a loss of 11 yards on 3rd-and-7 in the 3rd quarter, forcing New England to punt.

VS. N.Y. JETS (9/29): 18 tackles (15 solo).

- His 15 solo tackles were the most by a Dolphins defender since at least 1999.

AT CAROLINA (10/5): 13 tackles (4 solo) and 0.5 sack.

- Split a sack of QB Bryce Young with DL Kenneth Grant on 3rd-and-2 to force Carolina to punt with 57 seconds remaining in the 3rd quarter.

VS. L.A. CHARGERS (10/12): 9 solo tackles and 1 fumble recovery.

- Recovered a TE Oronde Gadsden II fumble forced by CB Rasul Douglas, and returned it to the Chargers 49-yard line with 4:22 remaining in the 1st quarter.

AT ATLANTA (10/26): 10 tackles (7 solo) and 1.0 sack.

- Sacked QB Kirk Cousins for a loss of 5 yards on 2nd-and-3 with 5:32 remaining in the 2nd quarter.

VS. BUFFALO (11/9): 12 tackles (6 solo) and 1 forced fumble.

- Forced QB Josh Allen to fumble on 3rd-and-1 which was recovered by S Minkah Fitzpatrick at the Miami 38-yard line with 7:19 remaining in the game.

VS. WASHINGTON IN MADRID (11/16): 20 tackles (10 solo).

- His 20 tackles tied his career-high and were the most by a player in an international game in NFL history.

AT PITTSBURGH (12/15): 13 tackles (7 solo), 1.0 sack and 1 pass defensed.

- Sacked QB Aaron Rodgers on 3rd-and-11 for a loss of 9, forcing Pittsburgh to punt to start the 2nd quarter.

HONORS:

- 1st-team All-Pro.
- Recipient of the Don Shula Leadership Award.
- AFC Defensive Player of the Week (vs. Washington, 11/16).
- AFC Defensive Player of the Week (at Atlanta, 10/26).

2024 (MIAMI):

- Started all 17 games.
- 143 tackles (86 solo), 3.0 sacks, 6 passes defensed and 2 fumble recoveries.

VS. TENNESSEE (9/30): 13 tackles (9 solo), 1.0 sack and 1 pass defensed.

- Sacked QB Mason Rudolph for a loss on 8 yards on 3rd-and-5, forcing Tennessee to punt with 11:53 remaining in the 3rd quarter.

VS. LAS VEGAS (11/17): 13 tackles (8 solo).

VS. NEW ENGLAND (11/24): 9 tackles (7 solo) and 1 fumble recovery.

- Recovered a QB Drake Maye fumble, which was forced by DL Zach Sieler, and returned it 1to the New England 25-yard line with 2:27 remaining in the 3rd quarter.

VS. N.Y. JETS (12/8): 9 tackles (4 solo), 1.0 sack and 1 pass defensed.

- Sacked QB Aaron Rodgers for a loss of 5 yards on 3rd-and-4, forcing the Jets to settle for a field goal with 1:52 remaining in the 3rd quarter.

AT HOUSTON (12/15): 8 tackles (6 solo) and 1 fumble recovery.

- Recovered a QB C.J. Stroud fumble and returned it 11 yards to the Houston 38-yard line with 53 seconds remaining in the 2nd quarter.

VS. SAN FRANCISCO (12/22): 7 tackles (4 solo) and 1.0 sack.

- Sacked QB Brock Purdy for a loss of 6 yards on 2nd-and-17 in the 1st quarter.

2023 (SEATTLE):

- Started 16 games.
- Inactive for 1 game.
- 111 tackles (62 solo), 4.5 sacks, 1 interception, 4 passes defensed, 1 forced fumble and 1 fumble recovery; 1 interception returned for a TD.

AT N.Y. GIANTS (10/2): 10 tackles (4 solo), 2.0 sacks and 1 fumble recovery.

- Sacked QB Daniel Jones for a loss of 1 yard in the 1st quarter.
- Recovered a QB Daniel Jones fumble that was forced by DE Mario Edwards Jr.
- Sacked QB Daniel Jones on 2nd down in the 3rd quarter.

VS. CLEVELAND (10/29): 10 tackles (4 solo), 1.0 sack and 1 forced fumble.

- Strip-sacked QB P.J. Walker for a loss of 9 yards that was recovered by Seattle and led to a Seahawks TD.

VS. SAN FRANCISCO (11/23): 12 tackles (7 solo), 1 interception and 1 pass defensed; 1 interception returned for a TD.

- Intercepted QB Brock Purdy and returned it 12 yards for a TD.
- It was his 1st career interception.

2022 (SEATTLE):

- Started 16 games.
- Missed the rest of the season after being placed on injured reserve on Jan. 3.
- 161 tackles (103 solo), 1.0 sack, 5 passes defensed, 1 forced fumble and 1 fumble recovery.

AT TAMPA BAY (11/13): 16 tackles (11 solo) and 1 pass defensed.

VS. LAS VEGAS (11/27): 16 tackles (7 solo) and 1 pass defensed.

AT L.A. RAMS (12/4): 9 tackles (6 solo) and 1.0 sack.

- Sacked QB John Wolford for a loss of 10 yards on 3rd-and-6 to force the Rams to punt.

2021 (SEATTLE):

- Started all 17 games.
- 183 tackles (108 solo), 1.0 sack, 5 passes defensed and 1 fumble recovery.
- 1 solo special teams tackle.

AT SAN FRANCISCO (10/3): 7 tackles (4 solo), 1.0 sack and 1 pass defensed.

- Sacked QB Jimmy Garoppolo for a loss of 7 yards on 2nd-and-8 in the 2nd quarter.
- It was his 1st career sack.

AT GREEN BAY (11/14): 12 tackles (8 solo); 1 solo special teams tackle.

AT ARIZONA (1/9): 20 tackles (15 solo).

2020 (SEATTLE):

- Played in 14 games with 6 starts.
- Inactive for 2 games.
- 57 tackles (35 solo) and 2 passes defensed.

AT ARIZONA (10/25): 7 tackles (3 solo).

- Made his 1st NFL start.

AT L.A. RAMS (11/15): 6 tackles (4 solo) and 1 pass defensed.

VS. N.Y. GIANTS (12/6): 11 tackles (5 solo).

POSTSEASON:

NFC WILD CARD VS. L.A. RAMS (1/9): 8 tackles (5 solo).

BEFORE THE NFL

COLLEGE (TEXAS TECH):

- 4-year starter (2016-19).

CAREER: Played in 47 games with 45 starts; 367 tackles (220 solo), 7.0 sacks, 2 interceptions, 9 passes defensed, 2 forced fumbles and 3 fumble recoveries.

SENIOR (2019): Started 11 games; 108 tackles (66 solo), 3.0 sacks, 1 forced fumble and 2 fumble recoveries.

- 1st-team All-Big 12.
- 2nd-team All-American.
- Led the team in tackles (108).
- Served as team captain.
- 1st Texas Tech All-American linebacker and Butkus Award finalist since Zach Thomas (1995).

JUNIOR (2018): Started all 12 games; 84 tackles (43 solo), 3.0 sacks, 1 interception and 2 passes defensed.

- Honorable mention All-Big 12.
- Led the team in tackles (84).

SOPHOMORE (2017): Played in 12 games with 11 starts; 89 tackles (50 solo), 1 interception, 3 passes defensed and 1 fumble recovery.

- Honorable mention All-Big 12.

TRUE FRESHMAN (2016): Played in all 12 games with 11 starts; 86 tackles (61 solo), 1.0 sack, 4 passes defensed and 1 forced fumble.

- Honorable mention All-Big 12.
- Led the team in tackles (86).

HIGH SCHOOL (STRATFORD HS – HOUSTON, TEXAS):

SENIOR (2015): 63 tackles, 1.0 sack and 4 passes defensed.

- 1st-team all-district.

JUNIOR (2014): 44 tackles and 3 passes defensed.

- 1st-team all-district.

OFF THE FIELD

COMMUNITY:

2026:

- Handed out medals and cheered on participants crossing the finish line at DCC XVI.
- Provided backpacks and school supplies to more than 30 students from the Urban League of Broward County during training camp.

2025:

- Visited with students at local Miami-Dade County Public Schools as part of the Values Matter Miami initiative to discuss and encourage the nine core values of respect, honesty, kindness, fairness, integrity, citizenship, cooperation, responsibility and pursuit of excellence.
- Served members of the South Florida community at the team Thanksgiving event, sharing a meal and providing groceries and supplies for the families' own Thanksgiving dinners.

2024:

- Joined team initiatives around Thanksgiving and the holidays, providing meals and interacting with local South Florida community members in need.

PERSONAL:

- **MAJOR:** University studies.

JORDYN BROOKS' NFL REGULAR SEASON DEFENSIVE STATISTICS

				TACKLES								INTERCEPTIONS					O. FUMB				ST					MISC	
YEAR	TEAM	GP	GS	TK	S	A	TFL	YDS	SK	YDS	QBH	NO	YDS	LG	TD	PD	FF	FR	TD	YDS	TK	S	A	FF	FR	S	A
2020	Seattle	14	6	57	35	22	2	1	0.0	0.0	0	0	0	0	0	2	0	0	0	0	0	0	0	0	0	0	0
2021	Seattle	17	17	183	108	75	10	27	1.0	7.0	3	0	0	0	0	5	0	1	0	5	1	1	0	0	0	0	0
2022	Seattle	16	16	161	103	58	3	15	1.0	10.0	3	0	0	0	0	5	1	1	0	3	0	0	0	0	0	0	0
2023	Seattle	16	16	111	62	49	8	16	4.5	19.0	5	1	12	12t	1	4	1	1	0	8	0	0	0	0	0	0	0
2024	Miami	17	17	143	86	57	11	53	3.0	19.0	6	0	0	0	0	6	0	2	0	23	0	0	0	0	0	0	0
2025	Miami	17	17	183	99	84	13	43	3.5	25.0	4	0	0	0	0	3	1	1	0	2	0	0	0	0	0	0	0
NFL TOTALS		97	89	838	493	345	47	155	13.0	80.0	21	1	12	12t	1	25	3	6	0	41	1	1	0	0	0	0	0

JORDYN BROOKS' NFL POSTSEASON DEFENSIVE STATISTICS

				TACKLES								INTERCEPTIONS					O. FUMB				ST					MISC	
YEAR	TEAM	GP	GS	TK	S	A	TFL	YDS	SK	YDS	QBH	NO	YDS	LG	TD	PD	FF	FR	TD	YDS	TK	S	A	FF	FR	S	A
2020	Seattle	1	1	8	5	3	0	0	0.0	0.0	0	0	0	0	0	0	0	0	0	0	0	0	0	0	0	0	0
2022	Seattle	0	0	0	0	0	0	0	0.0	0.0	0	0	0	0	0	0	0	0	0	0	0	0	0	0	0	0	0
NFL TOTALS		1	1	8	5	3	0	0	0.0	0.0	0	0	0	0	0	0	0	0	0	0	0	0	0	0	0	0	0

SINGLE-GAME HIGHS: DEFENSIVE

Total Tackles	20 vs. Washington, Nov 16, 2025 ...1 more at 20.
Solo Tackles	15 vs. N.Y. Jets, Sep 29, 2025 ...1 more at 15.
Sacks	2.0 at N.Y. Giants, Oct 02, 2023
Passes Defensed	2 vs. Chicago, Dec 26, 2021
Forced Fumbles	1 vs. Buffalo, Nov 09, 2025 ...2 more at 1.
Fumble Recoveries	1 vs. L.A. Chargers, Oct 12, 2025 ...5 more at 1.
Tackles For Loss	3 at Atlanta, Oct 26, 2025 ...1 more at 3.
Interceptions	1 vs. San Francisco, Nov 23, 2023
Interception Return Yards	12 vs. San Francisco, Nov 23, 2023
Special Teams Tackles	1 at Green Bay, Nov 14, 2021
Longest Opp Fumble Return	12 vs. New England, Nov 24, 2024

63 DJ CAMPBELL

G | 6'3" | 321 | TEXAS '26

NFL EXP. R | DOLPHINS EXP. R | BORN 09/24/03 | ACQUIRED D6, '26

HOMETOWN ARLINGTON, TEXAS

NFL CAREER

TRANSACTIONS:

- 6th-round pick (200th overall) by Miami in the 2026 NFL Draft.

BEFORE THE NFL

COLLEGE (TEXAS):

- 4-year letterman (2022-25) and 3-year starter.

CAREER: Appeared in 50 games with 43 starts at right guard.

SENIOR (2025): Started all 13 games at right guard.

- 3rd-team All-SEC.

JUNIOR (2024): Started all 16 games at right guard.

- Helped Texas to the College Football Playoff and Peach Bowl title.
- Part of an offensive line that was named a Joe Moore Award finalist, an honor presented to the top offensive line in college football.

SOPHOMORE (2023): Started all 14 games at right guard.

- Helped team to Big 12 title and program's first College Football Playoff appearance.
- Part of the offensive line that was named a semifinalist for the Joe Moore Award.
- Blocked for Doak Walker Award semifinalist RB Jonathon Brooks and Davey O'Brien Award semifinalist QB Quinn Ewers.

TRUE FRESHMAN (2022): Played in 7 games.

HIGH SCHOOL (BOWIE HS - ARLINGTON, TEXAS):

- Participated in the 2022 Under Armour All-America Bowl.
- Also competed in basketball and track & field.

SENIOR (2021):

- All-America, all-state and all-district honoree.

OFF THE FIELD

PERSONAL:

- **MAJOR:** Physical culture & sports.

DJ CAMPBELL'S COLLEGE STATS

YEAR	TEAM	GP	GS
2022	Texas	14	14
2023	Texas	14	14
2024	Texas	16	16
2025	Texas	13	13
COLLEGE TOTALS		50	43

21 KEVIN COLEMAN JR.

WR | 5'11" | 180 | MISSOURI '26

NFL EXP. R | DOLPHINS EXP. R | BORN 09/10/03 | ACQUIRED D5B, '26

HOMETOWN ST. LOUIS, MO.

NFL CAREER

TRANSACTIONS:

- 5th-round pick (177th overall) by Miami in the 2026 NFL Draft.

BEFORE THE NFL

COLLEGE (MISSOURI):

- 4-year letterman (2022-25) and 3-year starter.
- Played at Jackson State (2022), Louisville (2023), Mississippi State (2024) and Missouri (2025).

CAREER: Played in 52 games with 40 starts; 198 receptions for 2,501 yards (12.6 avg.) and 12 TDs; 20 carries for 111 yards (5.6 avg.); 63 punt returns for 511 yards (8.1 avg.) and 1 TD; 20 kickoff returns for 461 yards (23.1 avg.).

SENIOR (2025 AT MISSOURI): Appeared in 13 games with 11 starts; 66 receptions for 732 yards (11.1 avg.) and 1 TD; 9 carries for 76 yards (8.4 avg.); 15 punt returns for 189 yards (12.6 avg.) and 1 TD.

- Led the Tigers in receptions and receiving yards.

JUNIOR (2024 AT MISSISSIPPI STATE): Started all 12 games; 74 receptions for 932 yards (12.6 avg.) and 6 TDs; 4 carries for 11 yards (2.8 avg.); 16 punt returns for 153 yards (9.6 avg.).

- 3rd-team All-SEC.

SOPHOMORE (2023 AT LOUISVILLE): Played in all 14 games with 11 starts; 26 receptions for 362 yards (13.9 avg.) and 2 TDs; 6 carries for 25 yards (4.2 avg.); 26 punt returns for 117 yards (4.5 avg.); 4 kickoff returns for 88 yards (22.0 avg.).

TRUE FRESHMAN (2022 AT JACKSON STATE): Played in all 13 games with 6 starts; 32 receptions for 475 yards (14.8 avg.) and 3 TDs; 1 carry for -1 yard; 6 punt returns for 52 yards (8.7 avg.); 16 kickoff returns for 373 yards (23.3 avg.).

- Helped the Tigers to a 12-1 record, SWAC title and appearance in the Celebration Bowl.
- SWAC Freshman of the Year.

HIGH SCHOOL (ST. MARY'S HS - ST. LOUIS, MO.):

- Totaled 179 receptions for 3,968 yards (22.2 avg.) and 56 touchdowns; 37 carries for 435 yards (11.8 avg.); 87 tackles and 14 interceptions; 16 total return touchdowns.

SENIOR (2021): Scored 29 touchdowns - 21 receiving TDs, 3 rushing TDs and 6 return TDs.

OFF THE FIELD

PERSONAL:

- **MAJOR:** General studies.

KEVIN COLEMAN JR.'S COLLEGE STATS

				RECEIVING					RUSHING				
YEAR	TEAM	GP	GS	NO.	YDS	AVG	LG	TD	NO.	YDS.	AVG.	LG	TD
2022	Jackson State	13	6	32	475	14.8	85t	3	1	-1	-1.0	-1	0
2023	Louisville	14	11	26	362	13.9	58t	2	6	25	4.2	11	0
2024	Mississippi State	12	12	74	932	12.6	80t	6	4	11	2.8	9	0
2025	Missouri	13	11	66	732	11.1	50	1	9	76	8.4	34	0
COLLEGE TOTALS		52	40	198	2,501	12.6	85T	12	20	111	5.6	34	0

15 BRADY COOK

QB | 6'2" | 215 | MISSOURI '25

NFL EXP. 2 | DOLPHINS EXP. 1 | BORN 10/12/01 | ACQUIRED WAI., '26 (NYJ)

HOMETOWN ST. LOUIS, MO.

NFL CAREER

TRANSACTIONS:

- Awarded off waivers to Miami on Aug. 31, 2026.
- Waived by the N.Y. Jets on Aug. 30, 2026.
- Signed to the N.Y. Jets' active roster on Dec. 6, 2025.
- Signed to the N.Y. Jets' practice squad on Aug. 27, 2025.
- Waived by the N.Y. Jets on Aug. 26, 2025.
- Signed by the N.Y. Jets as an undrafted college free agent on May 9, 2025.

CAREER HIGHLIGHTS:

- Played in 5 career games with 4 starts.
- 88-of-153 passing (57.5 pct.) for 739 yards and 2 TDs with a passer rating of 55.4.
- 13 carries for 49 yards (3.8 avg.).
- 2 miscellaneous fumble recoveries.

2025 (N.Y. JETS):

- Played in 5 games with 4 starts.
- Inactive for 2 games.
- Spent 10 games on the practice squad.
- 88-of-153 passing (57.5 pct.) for 739 yards and 2 TDs with a passer rating of 55.4.
- 13 carries for 49 yards (3.8 avg.).
- 2 miscellaneous fumble recoveries.

VS. MIAMI (12/7): 14-of-30 passing (46.7 pct.) for 163 yards; 1 carry for 0 yards.

- Made his NFL debut.

AT JACKSONVILLE (12/14): 22-of-33 passing (66.7 pct.) for 176 yards and 1 TD.

- Threw the first TD pass of his career to WR Adonai Mitchell for a 9-yard score with 1:47 remaining in the 1st quarter.
- Made his 1st career start.

BEFORE THE NFL

COLLEGE (MISSOURI):

- 5-time letterman (2020-24), 3-year starter and 3-time team captain (2022-24).

CAREER: 746-of-1,139 passing (65.5 pct.) for 9,013 yards and 49 TDs; 362 carries for 1,209 yards (3.3 avg.) and 20 TDs.

- 3rd all-time in passing yards in Missouri history.

SENIOR (2024): Started in 12 games; 201-of-321 passing (62.6 pct.) for 2,535 yards and 11 TDs; 87 carries for 223 yards (2.6 avg.) and 5 TDs.

- SEC Football Scholar-Athlete of the Year.
- Jason Witten Collegiate Man of the Year Award semifinalist.
- William V. Campbell Trophy semifinalist.
- Music City Bowl MVP.

JUNIOR (2023): Started all 13 games; 244-of-369 passing (66.1 pct.) for 3,317 yards and 21 TDs; 113 carries for 319 yards (2.8 avg.) and 8 TDs.

- Led the Tigers to victory in the Goodyear Cotton Bowl and was named Offensive MVP.
- SEC Football Scholar-Athlete of the Year.
- Davey O'Brien Award semifinalist.
- William V. Campbell Trophy semifinalist.

SOPHOMORE (2022): Started all 13 games; 248-of-383 passing (64.8 pct.) for 2,739 yards and 14 TDs; 139 carries for 585 yards (4.2 avg.) and 6 TDs.

FRESHMAN (2021): Played in 5 games with 1 start; 47-of-59 passing (79.7 pct.) for 588 yards and 3 TDs; 22 carries for 92 yards (4.2 avg.) and 1 TD.

- Armed Forces Bowl MVP.

TRUE FRESHMAN (2020): Played in 3 games; 6-of-7 passing (85.7 pct.) for 72 yards and 1 TD.

HIGH SCHOOL (CHAMINADE PREP - ST. LOUIS, MO.):

- Played quarterback and punter.

SENIOR (2019): 197-of-336 passing (58.6 pct.) for 3,194 yards and 33 TDs; 375 rushing yards and 3 TDs.

- All-state selection and conference player of the year.
- 1st-team all-conference as quarterback and punter.

JUNIOR (2018): 135-of-254 passing (53.2 pct.) for 1,795 yards and 14 TDs.

OFF THE FIELD

PERSONAL:

- **MASTER'S DEGREE:** Business administration.
- **MAJOR:** Business.
- During the 2026 offseason, Cook delivered the commencement address at Chaminade Prep: "To find success you will have to make the hard decisions. You will have to make sacrifices."

BRADY COOK'S NFL REGULAR SEASON PASSING/RUSHING STATISTICS

				PASSING												RUSHING				
YEAR	TEAM	GP	GS	ATT.	CMP.	PCT.	YDS	AVG.	TD	INT.	LG	SK	LST	RATE	NO.	YDS.	AVG.	LG	TD
2025	N.Y. Jets	5	4	153	88	57.5	739	4.8	2	7	26	19	125	55.4	13	49	3.8	12	0
TOTALS		5	4	153	88	57.5	739	4.8	2	7	26	19	125	55.4	13	49	3.8	12	0

SINGLE-GAME HIGHS: QUARTERBACK

Pass Attempts	35 at New Orleans, Dec 21, 2025
Pass Completions	22 at New Orleans, Dec 21, 2025 ...1 more at 22.
Yards Passing	188 at New Orleans, Dec 21, 2025
TD Passes	1 at Buffalo, Jan 04, 2026 ...1 more at 1.
Long Passes	26 at New Orleans, Dec 21, 2025
Completion Percentage	66.7 at Jacksonville, Dec 14, 2025
Passer Rating	71.4 at Buffalo, Jan 04, 2026
Rush Attempts	6 at Jacksonville, Dec 14, 2025
Rushing Yards	39 at Jacksonville, Dec 14, 2025
Longest Runs	12 at Jacksonville, Dec 14, 2025

2025 GAME-BY-GAME REGULAR-SEASON STATISTICS (N.Y. JETS)

			PASSING											RUSHING					
DATE	OPPONENT	P/S	ATT	CMP	YDS	PCT	Y/A	Y/C	TD	INT	LG	SK/YD	RATE	ATT	YDS	LG	TD	W/L	SCORE
09/07	Pittsburgh		PRACTICE SQUAD															L	32-34
09/14	Buffalo		PRACTICE SQUAD															L	10-30
09/21	at Tampa Bay		DID NOT PLAY															L	27-29
09/29	at Miami		PRACTICE SQUAD															L	21-27
10/05	Dallas		PRACTICE SQUAD															L	22-37
10/12	Denver		PRACTICE SQUAD															L	11-13
10/19	Carolina		PRACTICE SQUAD															L	6-13
10/26	at Cincinnati		DID NOT PLAY															W	39-38
11/09	Cleveland		PRACTICE SQUAD															W	27-20
11/13	at New England		PRACTICE SQUAD															L	14-27
11/23	at Baltimore		PRACTICE SQUAD															L	10-23
11/30	Atlanta		PRACTICE SQUAD															W	27-24
12/07	Miami	P	30	14	163	46.7	5.4	11.6	0	2	24	6/27	35.8	1	0	0	0	L	10-34
12/14	at Jacksonville	S	33	22	176	66.7	5.3	8.0	1	3	25	3/22	52.1	6	39	12	0	L	20-48
12/21	at New Orleans	S	35	22	188	62.9	5.4	8.5	0	1	26	8/57	64.9	1	2	2	0	L	6-29
12/28	New England	S	33	19	152	57.6	4.6	8.0	0	1	21	1/12	56.6	2	1	1	0	L	10-42
01/04	at Buffalo	S	22	11	60	50.0	2.7	5.5	1	0	13	1/7	71.4	3	7	5	0	L	8-35
2025 TOTALS		**5-4**	**153**	**88**	**739**	**57.5**	**4.8**	**8.4**	**2**	**7**	**26**	**19/125**	**55.4**	**13**	**49**	**12**	**0**	**3-14**	

24 MARCELLAS DIAL JR.

CB | 6'0" | 190 | SOUTH CAROLINA '24

NFL EXP. 3 | DOLPHINS EXP. 1 | BORN 12/06/00 | ACQUIRED WAI., '26 (NE)

HOMETOWN WOODRUFF, S.C.

NFL CAREER

TRANSACTIONS:

- Awarded off waivers to Miami on Aug. 31, 2026.
- Waived by New England on Aug. 30, 2026.
- 6th-round pick (180th overall) by New England in the 2024 NFL Draft.

CAREER HIGHLIGHTS:

- Played in 17 career games with 1 start.
- 5 tackles (4 solo).
- 7 special teams tackles (2 solo) and 1 special teams forced fumble.

2025 (NEW ENGLAND):

- Missed the entire season after being placed on injured reserve on Aug. 5.

2024 (NEW ENGLAND):

- Played in all 17 games with 1 start.
- 5 tackles (4 solo).
- 7 special teams tackles (2 solo) and 1 special teams forced fumble.

AT CINCINNATI (9/8): Played but did not record any stats.

- Made his NFL debut.

AT TENNESSEE (11/3): 2 special teams tackles (1 solo) and 1 special teams forced fumble.

- Forced WR Jha'Quan Jackson to fumble on a punt return with 2:59 remaining in the 4th quarter but was recovered by Tennessee.

VS. BUFFALO (1/5): 5 tackles (4 solo).

- Made his 1st career start.

BEFORE THE NFL

COLLEGE (SOUTH CAROLINA):

- 3-year starter (2021-23).
- Transferred from Georgia Military College to South Carolina prior to the 2021 season.

SENIOR (2023 AT SOUTH CAROLINA): Started all 12 games; 36 tackles (25 solo), 1.0 sack, and 10 passes defensed.

- Honored with the program's Overcoming Adversity Award.

JUNIOR (2022 AT SOUTH CAROLINA): Played in all 13 games with 10 starts; 45 tackles (33 solo), 3 interceptions and 15 passes defensed.

REDSHIRT SOPHOMORE (2021 AT SOUTH CAROLINA): Played in all 13 games with 7 starts; 33 tackles (25 solo), 6 passes defensed, 1 forced fumble and 1 fumble recovery.

SOPHOMORE (2020 AT GEORGIA MILITARY COLLEGE): School did not play football due to the COVID-19 pandemic.

TRUE FRESHMAN (2019 AT GEORGIA MILITARY COLLEGE): Played in 11 games; 10 tackles (7 solo), 1 interception and 1 fumble recovery.

HIGH SCHOOL (WOODRUFF HS – WOODRUFF, S.C.):

- Played football, baseball and track & field.

OFF THE FIELD

PERSONAL:

- **MAJOR:** Interdisciplinary studies.

MARCELLAS DIAL JR.'S NFL REGULAR SEASON DEFENSIVE STATISTICS

				TACKLES								INTERCEPTIONS					O. FUMB				ST					MISC	
YEAR	TEAM	GP	GS	TK	S	A	TFL	YDS	SK	YDS	QBH	NO	YDS	LG	TD	PD	FF	FR	TD	YDS	TK	S	A	FF	FR	S	A
2024	New England	17	1	5	4	1	0	0	0.0	0.0	0	0	0	0	0	0	0	0	0	0	7	2	5	1	0	0	0
2025	New England	0	0	0	0	0	0	0	0.0	0.0	0	0	0	0	0	0	0	0	0	0	0	0	0	0	0	0	0
NFL TOTALS		17	1	5	4	1	0	0	0.0	0.0	0	0	0	0	0	0	0	0	0	0	7	2	5	1	0	0	0

7 CALEB DOUGLAS

WR | 6'4" | 208 | TEXAS TECH '26

NFL EXP. R | DOLPHINS EXP. R | BORN 09/09/03 | ACQUIRED D3A, '26

HOMETOWN MISSOURI CITY, TEXAS

NFL CAREER

TRANSACTIONS:

- 3rd-round pick (75th overall) by Miami in the 2026 NFL Draft.

BEFORE THE NFL

COLLEGE (TEXAS TECH):

- 4-year letterman (2022-25) and 3-year starter.
- Transferred from Florida to Texas Tech after the 2023 season.

CAREER: Played in 40 games with 34 starts; 135 receptions for 2,031 yards (15.0 avg.) and 16 TDs.

SENIOR (2025 AT TEXAS TECH): Started all 14 games; 54 receptions for 846 yards (15.7 avg.) and 7 TDs.

- Helped the Red Raiders to their first Big 12 title and College Football Playoff appearance.
- 2nd-team All-Big 12.

JUNIOR (2024 AT TEXAS TECH): Started all 13 games; 60 receptions for 877 yards (14.6 avg.) and 6 TDs.

SOPHOMORE (2023 AT FLORIDA): Started in 5 games; 11 receptions for 133 yards (12.1 avg.) and 1 TD.

TRUE FRESHMAN (2022 AT FLORIDA): Played in 8 games with 2 starts; 10 receptions for 175 yards (17.5 avg) and 2 TDs.

HIGH SCHOOL (HIGHTOWER HS - MISSOURI CITY, TEXAS):

SENIOR: 51 receptions for 984 yards and 5 TDs.

- District co-offensive MVP.

OFF THE FIELD

PERSONAL:

- **MAJOR:** University studies.
- Father, Cedric, played quarterback at Vanderbilt and Texas Southern.
- Cousin of Dolphins Assistant Tight Ends Coach Lemuel Jeanpierre.

CALEB DOUGLAS'S COLLEGE STATS

				RECEIVING					RUSHING				
YEAR	TEAM	GP	GS	NO.	YDS	AVG	LG	TD	NO.	YDS.	AVG.	LG	TD
2022	Florida	8	2	10	175	17.5	62t	2	0	0	0.0	-	0
2023	Florida	5	5	11	133	12.1	34	1	0	0	0.0	-	0
2024	Texas Tech	13	13	60	877	14.6	57	6	0	0	0.0	-	0
2025	Texas Tech	14	14	54	846	15.7	61t	7	0	0	0.0	-	0
COLLEGE TOTALS		40	34	135	2,031	15.0	62T	16	0	0	0.0	-	0

85 GREG DULCICH

TE | 6'4" | 245 | UCLA '22

NFL EXP. 5 | DOLPHINS EXP. 2 | BORN 03/26/00 | ACQUIRED FA, '25

HOMETOWN GLENDALE, CALIF.

NFL CAREER

TRANSACTIONS:

- Signed to Miami's active roster on Oct. 22, 2025.
- Signed to Miami's practice squad on Aug. 27, 2025.
- Waived by the N.Y. Giants on Aug. 26, 2025.
- Awarded off waivers by the N.Y. Giants on Nov. 26, 2024.
- Waived by Denver on Nov. 25, 2024.
- 3rd-round pick (80th overall) by Denver in the 2022 NFL Draft.

CAREER HIGHLIGHTS:

- Played in 31 career games with 13 starts.
- 67 receptions for 799 yards (11.9 avg.) and 3 TDs.
- 1 carry for -7 yards.
- 2 miscellaneous tackles.

2025 (MIAMI):

- Played in 10 games with 3 starts.
- Spent 7 games on Miami's practice squad.
- 26 receptions for 335 yards (12.9 avg.) and 1 TD.
- 1 carry for -7 yards.
- 2 miscellaneous tackles.

VS. BALTIMORE (10/30): 5 receptions for 48 yards (9.8 avg.).

AT N.Y. JETS (12/7): 3 receptions for 41 yards (13.7 avg.).

VS. TAMPA BAY (12/28): 5 receptions for 58 yards (11.6 avg.) and 1 TD; 1 carry for -7 yards.

- Caught an 11-yard TD pass from QB Quinn Ewers to give Miami a 17-7 lead with 1:43 left in the 2nd quarter.

2024 (DENVER/N.Y. GIANTS)

- Played in 5 games with the N.Y. Giants.
- Inactive for 1 game with the N.Y. Giants.
- Played in 4 games with 3 starts with Denver.
- Inactive for 8 games with Denver.
- 5 receptions for 28 yards (5.6 avg.) with Denver.

AT SEATTLE (9/8): 2 receptions for 12 yards (6.0 avg.).

VS. PITTSBURGH (9/15): 3 receptions for 16 yards (5.3 avg.).

2023 (DENVER):

- Played in 2 games with 1 start.
- Missed 4 games after being placed on injured reserve on Sept. 16 and activated on Oct. 12.
- Missed the remainder of the season after being placed on injured reserve on Oct. 21.
- 3 receptions for 25 yards (8.3 avg.).

VS. LAS VEGAS (9/10): 2 receptions for 22 yards (11.0 avg.).

2022 (DENVER):

- Played in 10 games with 6 starts.
- Missed the first 5 games of the season after being placed on injured reserve on Aug. 31 and activated on Oct. 16.
- Missed the final 2 games of the season after being placed on injured reserve on Dec. 30.
- 33 receptions for 411 yards (12.5 avg.) and 2 TDs.

AT L.A. CHARGERS (10/17): 2 receptions for 44 yards (22.0 avg.) and 1 TD.

- Caught a 39-yard TD pass from QB Russell Wilson to extend Denver's lead, 10-0, with 1:57 remaining in the 1st quarter.
- It was his 1st career TD.
- Made his NFL debut.

AT JACKSONVILLE (10/30): 4 receptions for 87 yards (21.8 avg.).

AT BALTIMORE (12/4): 6 receptions for 85 yards (14.2 avg.).

AT L.A. RAMS (12/25): 4 receptions for 39 yards (9.8 avg.) and 1 TD.

- Caught an 11-yard TD pass from QB Russell Wilson with 8:38 remaining in the game.

BEFORE THE NFL

COLLEGE (UCLA):

- 4-year letterman (2018-21) and 3-year starter.

CAREER: Played in 33 games with 17 starts; 77 receptions for 1,353 yards (17.6 avg.) and 11 TDs.

SENIOR 2021: Started all 12 games; 42 receptions for 725 yards (17.3 avg.) and 5 TDs.

- 1st-team All-Pac 12.
- John Mackey Award semifinalist.

JUNIOR (2020): Played in 7 games with 5 starts; 26 receptions for 517 yards (19.9 avg.) and 5 TDs.

- 2nd-team All-Pac 12.

SOPHOMORE (2019): Played in 11 games.

TRUE FRESHMAN (2018): Played in 3 games.

HIGH SCHOOL (ST. FRANCIS HS - LA CAÑADA FLINTRIDGE, CALIF.):

SENIOR (2017): 50 receptions for 1,168 yards (23.4 avg.) and 12 TDs.

OFF THE FIELD

COMMUNITY:

2025:

- Served members of the South Florida community at the team Thanksgiving event, sharing a meal and providing groceries and supplies for the families' own Thanksgiving dinners.

PERSONAL:

- **PRONUNCIATION:** Last name is pronounced dull-sitch.
- **MAJOR:** Political science.

GREG DULCICH'S NFL REGULAR SEASON RUSHING/RECEIVING STATISTICS

				RECEIVING					RUSHING				
YEAR	TEAM	GP	GS	NO.	YDS.	AVG.	LG	TD	NO.	YDS.	AVG.	LG	TD
2022	Denver	10	6	33	411	12.5	39t	2	0	0	0.0	0	0
2023	Denver	2	1	3	25	8.3	13	0	0	0	0.0	0	0
2024	Denver	4	3	5	28	5.6	9	0	0	0	0.0	0	0
2024	N.Y. Giants	5	0	0	0	0.0	0	0	0	0	0.0	0	0
2024	TOTAL	9	3	5	28	5.6	9	0	0	0	0.0	0	0
2025	Miami	10	3	26	335	12.9	29	1	1	-7	-7.0	-7	0
NFL TOTALS		31	13	67	799	11.9	39t	3	1	-7	-7.0	0	0

SINGLE-GAME HIGHS: RECEIVING

Receptions 6 at Baltimore, Dec 04, 2022 ...1 more at 6.

Receiving Yards 87 at Jacksonville, Oct 30, 2022

Receiving Average 21.8 at Jacksonville, Oct 30, 2022

Longest Receptions 39t at L.A. Chargers, Oct 17, 2022

Receiving TDs 1 vs. Tampa Bay, Dec 28, 2025 ...2 more at 1.

All-Purpose Yards 87 at Jacksonville, Oct 30, 2022

Most TDs 1 vs. Tampa Bay, Dec 28, 2025 ...2 more at 1.

Scrimmage Yards 87 at Jacksonville, Oct 30, 2022

2022 GXG REGULAR-SEASON (DENVER)

			RECEIVING					RUSHING						
DATE	OPPONENT	P/S	NO.	YDS.	AVG.	LG	TD	NO.	YDS.	AVG.	LG	TD	W/L	SCORE
09/12	at Seattle					INJURED RESERVE							L	16-17
09/18	Houston					INJURED RESERVE							W	16-9
09/25	San Francisco					INJURED RESERVE							W	11-10
10/02	at Las Vegas					INJURED RESERVE							L	23-32
10/06	Indianapolis					INJURED RESERVE							L	9-12+
10/17	at L.A. Chargers					INJURED RESERVE							L	16-19+
10/23	N.Y. Jets	P	6	51	8.5	16	0	0	0	0.0	0	0	L	9-16
10/30	at Jacksonville	S	4	87	21.8	38	0	0	0	0.0	0	0	W	21-17
11/13	at Tennessee	S	1	11	11.0	11	0	0	0	0.0	0	0	L	10-17
11/20	Las Vegas	S	4	30	7.5	15	0	0	0	0.0	0	0	L	16-22+
11/27	at Carolina	P	2	11	5.5	9	0	0	0	0.0	0	0	L	10-23
12/04	at Baltimore	P	6	85	14.2	30	0	0	0	0.0	0	0	L	9-10
12/11	Kansas City	S	3	42	14.0	23	0	0	0	0.0	0	0	L	28-34
12/18	Arizona	S	1	11	11.0	11	0	0	0	0.0	0	0	W	24-15
12/25	at L.A. Rams	S	4	39	9.8	11t	1	0	0	0.0	0	0	L	14-51
01/01	at Kansas City					INJURED RESERVE							L	24-27
01/08	L.A. Chargers					INJURED RESERVE							W	31-28
2022 TOTALS		9-6	31	367	11.8	38	1	0	0	0.0	0	0	5-12	

+ - Overtime

2023 GXG REGULAR-SEASON (DENVER)

			RECEIVING					RUSHING						
DATE	OPPONENT	P/S	NO.	YDS.	AVG.	LG	TD	NO.	YDS.	AVG.	LG	TD	W/L	SCORE
09/10	Las Vegas	S	2	22	11.0	13	0	0	0	0.0	0	0	L	16-17
09/17	Washington					INJURED RESERVE							L	33-35
09/24	at Miami					INJURED RESERVE							L	20-70
10/01	at Chicago					INJURED RESERVE							W	31-28
10/08	N.Y. Jets					INJURED RESERVE							L	21-31
10/12	at Kansas City	P	1	3	3.0	3	0	0	0	0.0	0	0	L	8-19
10/22	Green Bay					INJURED RESERVE							W	19-17
10/29	Kansas City					INJURED RESERVE							W	24-9
11/13	at Buffalo					INJURED RESERVE							W	24-22
11/19	Minnesota					INJURED RESERVE							W	21-20
11/26	Cleveland					INJURED RESERVE							W	29-12
12/03	at Houston					INJURED RESERVE							L	17-22
12/10	at L.A. Chargers					INJURED RESERVE							W	24-7
12/16	at Detroit					INJURED RESERVE							L	17-42
12/24	New England					INJURED RESERVE							L	23-26
12/31	L.A. Chargers					INJURED RESERVE							W	16-9
01/07	at Las Vegas					INJURED RESERVE							L	14-27
2023 TOTALS		2-1	3	25	8.3	13	0	0	0	0.0	0	0	8-9	

2024 GXG REGULAR-SEASON (DENVER/N.Y. GIANTS)

			RECEIVING					RUSHING						
DATE	OPPONENT	P/S	NO.	YDS.	AVG.	LG	TD	NO.	YDS.	AVG.	LG	TD	W/L	SCORE
09/08	at Seattle	S	2	12	6.0	7	0	0	0	0.0	0	0	L	20-26
09/15	Pittsburgh	P	3	16	5.3	9	0	0	0	0.0	0	0	L	6-13
09/22	at Tampa Bay	S	0	0	0.0	0	0	0	0	0.0	0	0	W	26-7
09/29	at N.Y. Jets	S	0	0	0.0	0	0	0	0	0.0	0	0	W	10-9
10/06	Las Vegas						INACTIVE						W	34-18
10/13	L.A. Chargers						INACTIVE						L	16-23
10/17	at New Orleans						INACTIVE						W	33-10
10/27	Carolina						INACTIVE						W	28-14
11/03	at Baltimore						INACTIVE						L	10-41
11/10	at Kansas City						INACTIVE						L	14-16
11/17	Atlanta						INACTIVE						W	38-6
11/24	at Las Vegas						INACTIVE						W	29-19
						Went from **Denver** to **N.Y. Giants**.								
11/28	at Dallas						INACTIVE						L	20-27
12/08	New Orleans	P	0	0	0.0	0	0	0	0	0.0	0	0	L	11-14
12/15	Baltimore	P	0	0	0.0	0	0	0	0	0.0	0	0	L	14-35
12/22	at Atlanta	P	0	0	0.0	0	0	0	0	0.0	0	0	L	7-34
12/29	Indianapolis	P	0	0	0.0	0	0	0	0	0.0	0	0	W	45-33
01/05	at Philadelphia	P	0	0	0.0	0	0	0	0	0.0	0	0	L	13-20
2024 TOTALS		9-3	5	28	5.6	9	0	0	0	0.0	0	0	8-10	

2025 GXG REGULAR-SEASON (MIAMI)

			RECEIVING					RUSHING						
DATE	OPPONENT	P/S	NO.	YDS.	AVG.	LG	TD	NO.	YDS.	AVG.	LG	TD	W/L	SCORE
09/07	at Indianapolis						PRACTICE SQUAD						L	8-33
09/14	New England						PRACTICE SQUAD						L	27-33
09/18	at Buffalo						PRACTICE SQUAD						L	21-31
09/29	N.Y. Jets						PRACTICE SQUAD						W	27-21
10/05	at Carolina						PRACTICE SQUAD						L	24-27
10/12	L.A. Chargers						PRACTICE SQUAD						L	27-29
10/19	at Cleveland						PRACTICE SQUAD						L	6-31
10/26	at Atlanta	P	0	0	0.0	0	0	0	0	0.0	0	0	W	34-10
10/30	Baltimore	P	5	49	9.8	16	0	0	0	0.0	0	0	L	6-28
11/09	Buffalo	P	1	22	22.0	22	0	0	0	0.0	0	0	W	30-13
11/16	Washington	S	2	18	9.0	14	0	0	0	0.0	0	0	W	16-13+
11/30	New Orleans	P	2	24	12.0	21	0	0	0	0.0	0	0	W	21-17
12/07	at N.Y. Jets	P	3	41	13.7	23	0	0	0	0.0	0	0	W	34-10
12/15	at Pittsburgh	P	2	46	23.0	29	0	0	0	0.0	0	0	L	15-28
12/21	Cincinnati	S	3	46	15.3	29	0	0	0	0.0	0	0	L	21-45
12/28	Tampa Bay	S	5	58	11.6	23	1	1	-7	-7.0	-7	0	W	20-17
01/04	at New England	P	3	31	10.3	20	0	0	0	0.0	0	0	L	10-38
2025 TOTALS		10-3	26	335	12.9	29	1	1	-7	-7.0	-7	0	7-10	

+ - Overtime

40 WILLIE GAY JR.

ILB | 6'1" | 246 | MISSISSIPPI STATE '20

NFL EXP. 7 | DOLPHINS EXP. 2 | BORN 02/15/98 | ACQUIRED UFA, '25 (NO)

HOMETOWN STARKVILLE, MISS.

NFL CAREER

TRANSACTIONS:

- Signed by Miami as an unrestricted free agent from New Orleans on March 21, 2025.
- Signed by New Orleans on March 13, 2024.
- 2nd-round pick (63rd overall) by Kansas City in the 2020 NFL Draft.

CAREER HIGHLIGHTS:

- Played in 89 career games with 57 starts.
- 271 tackles (172 solo), 9.0 sacks, 4 interceptions, 24 passes defensed, 3 forced fumbles and 6 fumble recoveries; 1 interception returned for a TD.
- 10 special teams tackles (7 solo).
- Started 9 postseason games with Kansas City.
- Won Super Bowl LVII and LVIII with Kansas City.

2025 (MIAMI):

- Played in all 17 games with 2 starts.
- 18 tackles (8 solo), 2.0 sacks and 2 passes defensed.
- 2 solo special teams tackles.

AT ATLANTA (10/26): 3 tackles (1 solo); 2 solo special teams tackles.

VS. BUFFALO (11/9): 1 solo tackle and 1.0 sack.

- Sacked QB Josh Allen for a loss of 5 yards on 3rd-and-10 with 5:36 remaining in the game.

VS. NEW ORLEANS (11/30): 1 pass defensed.

AT N.Y. JETS (12/7): 3 tackles (2 solo), 1.0 sack and 1 pass defensed.

- Sacked QB Brady Cook on 2nd-and-2 with 5:47 remaining in the game.

VS. TAMPA BAY (12/28): 4 tackles (2 solo).

2024 (NEW ORLEANS):

- Played in 15 games with 8 starts.
- Inactive for 2 games.
- 22 tackles (16 solo), 2.0 sacks, 3 passes defensed, 1 forced fumble and 2 fumble recoveries.
- 6 special teams tackles (3 solo).

VS. PHILADELPHIA (9/22): 3 solo tackles and 1 fumble recovery; 1 solo special teams tackle.

- Recovered a QB Jalen Hurts fumble forced by DE Carl Granderson and returned it 4 yards in the 2nd quarter.

VS. TAMPA BAY (10/13): 4 tackles (3 solo), 1.0 sack and 3 passes defensed.

- Sacked QB Baker Mayfield for a loss of 8 yards to force a 3rd-and-9 in the 3rd quarter.

VS. DENVER (10/17): 2 tackles (1 solo), 1 forced fumble and 1 fumble recovery.

- Forced RB Audric Estime to fumble and recovered it at the Denver 48-yard line in the 4th quarter.

2023 (KANSAS CITY):

- Played in 16 games with 15 starts.
- Dressed but did not play in 1 game.
- 58 tackles (44 solo), 1.0 sack, 1 interception, 4 passes defensed, 1 forced fumble and 3 fumble recoveries.

VS. DENVER (10/12): 6 tackles (5 solo), 1 pass defensed and 1 fumble recovery.

- Recovered a RB Samaje Perine fumble forced by CB Trent McDuffie with 1:50 left in the game, sealing a victory for Kansas City.

VS. L.A. CHARGERS (10/22): 5 tackles (3 solo), 1.0 sack and 1 pass defensed.

- Sacked QB Justin Herbert for a loss of 13 yards to force a 3rd-and-21 with 2:40 remaining in the 1st quarter.

AT NEW ENGLAND (12/17): 2 solo tackles, 1 interception and 1 pass defensed.

- Intercepted QB Bailey Zappe and returned it 24 yards to the New England 6-yard line in the 3rd quarter, setting up a Chiefs TD on the next drive.

POSTSEASON:

AFC WILD CARD VS. MIAMI (1/13): 2 tackles and 1 pass defensed.

AFC DIVISIONAL AT BUFFALO (1/21): 3 tackles (2 solo).

AFC CHAMPIONSHIP AT BALTIMORE (1/28): Inactive.

SUPER BOWL LVIII VS. SAN FRANCISCO (2/11): 4 tackles (3 solo).

2022 (KANSAS CITY):

- Started 13 games.
- Missed 4 games on the reserve/suspended list.
- 88 tackles (51 solo), 2.5 sacks, 1 interception, 8 passes defensed and 1 fumble recovery; 1 interception returned for a TD.

AT SAN FRANCISCO (10/23): 8 tackles (4 solo) and a 0.5 sack.

- Split a sack of QB Jimmy Garoppolo with CB L'Jarius Sneed for a loss of 4 yards to force a 3rd-and-19 in the 2nd quarter.

AT L.A. CHARGERS (11/20): 11 tackles (7 solo) and 1.0 sack.

- Sacked QB Justin Herbert for a loss of 6 to force a 3rd-and-18 with 4:32 left in the game.

AT DENVER (12/11): 5 solo tackles, 1 interception and 1 pass defensed; 1 interception returned for a TD.

- Intercepted QB Russell Wilson and returned it 47 yards for a TD with 7:16 remaining in the 2nd quarter.
- It was his 1st career TD.

POSTSEASON:

AFC DIVISIONAL VS. JACKSONVILLE (1/21): Played but did not record any stats.

AFC CHAMPIONSHIP VS. CINCINNATI (1/28): 1 tackle and a 0.5 sack.

- Split a sack of QB Joe Burrow with DE Frank Clark for a loss of 6 yards and forced a 3rd-and-13.

SUPER BOWL LVII VS. PHILADELPHIA (2/11): 8 tackles (6 solo).

2021 (KANSAS CITY):

- Played in 12 games with 11 starts.
- Missed the first 4 games of the season after being placed on injured reserve on Sept. 2 and activated on Oct. 9.
- Missed 1 game on the Reserve/COVID-19 list.
- 48 tackles (26 solo), a0.5 sack, 2 interceptions and 4 passes defensed.

AT TENNESSEE (10/24): 2 tackles, 1 interception and 1 pass defensed.

- Intercepted QB Ryan Tannehill on 3rd-and-2 with 3:46 remaining in the 3rd quarter.
- It was his 1st career interception.

VS. N.Y. GIANTS (11/1): 9 tackles (5 solo), 1 interception and 1 pass defensed.

- Intercepted QB Daniel Jones and returned it 13 yards to the New York 13-yard line, setting up a WR Tyreek Hill TD on the ensuing drive.
- Became the first Kansas City LB to record an interception in consecutive games since Derrick Johnson in 2013.

VS. DENVER (12/5): 8 tackles (4 solo), a 0.5 sack and 1 pass defensed.

- Split a sack of QB Teddy Bridgewater with LB Melvin Ingram III for a loss of 7 yards on 3rd-and-2, forcing the Broncos to punt on their opening possession.

POSTSEASON:

AFC WILD CARD VS. PITTSBURGH (1/16): 2 tackles and 1 forced fumble.

- Forced RB Najee Harris to fumble and was recovered by DE Frank Clark, leading to a TD on the ensuing posession.

AFC DIVISIONAL VS. BUFFALO (1/23): 4 tackles (2 solo).

AFC CHAMPIONSHIP VS. CINCINNATI (1/30): 5 tackles (3 solo) and 2 passes defensed.

2020 (KANSAS CITY):

- Played in all 16 games with 8 starts.
- 37 tackles (27 solo), 1.0 sack, 3 passes defensed and 1 forced fumble.
- 2 solo special teams tackles.

VS. HOUSTON (9/10): 1 solo special teams tackle.

- Made his NFL debut.

VS. NEW ENGLAND (10/5): 2 tackles (1 solo).

- Made his 1st career start.

VS. LAS VEGAS (10/11): 6 tackles (5 solo) and 1.0 sack.

- Sacked QB Derek Carr for a loss of 1 with 10:18 remaining in the 1st quarter.
- It was his 1st career sack.

VS. ATLANTA (12/27): 9 tackles (7 solo) and 1 forced fumble.

- Forced WR Brandon Powell to fumble and was recovered by LB Darius Harris with 10:50 left in the game.
- It was his 1st career forced fumble.

POSTSEASON:

AFC DIVISIONAL VS. CLEVELAND (1/17): Inactive.

AFC CHAMPIONSHIP VS. BUFFALO (1/24): Inactive.

SUPER BOWL LV VS. TAMPA BAY (2/7): On injured reserve.

BEFORE THE NFL

COLLEGE (MISSISSIPPI STATE):

- 3-year letterman (2017-19).

CAREER: Played in 31 games with 6 starts; 99 tackles (46 solo), 6.0 sacks, 3 interceptions, 7 passes defensed, 2 forced fumbles and 3 fumble recoveries; 1 interception returned for a TD.

JUNIOR (2019): Played in 5 games; 28 tackles (18 solo), 1 interception, 1 pass defensed, 1 forced fumble and 2 fumble recoveries; 1 interception returned for a TD.

- Had a 52-yard interception return for a TD against Kentucky in his first play of the season.

SOPHOMORE (2018): Played in all 13 games with 6 starts; 48 tackles (20 solo), 5.0 sacks, 2 interceptions, 1 pass defensed and 1 fumble recovery.

- Helped the Bulldogs to the No. 1 ranked defense in the NCAA.

TRUE FRESHMAN (2017): Played in all 13 games; 23 tackles (8 solo), 1.0 sack, 2 passes defensed and 1 forced fumble.

HIGH SCHOOL (STARKVILLE HS – STARKVILLE, MISS.):

- Played linebacker.

SENIOR (2016): 83 tackles, 1.0 sack, 9 tackles for loss and 1 interception; 565 rushing yards and 9 TDs.

- Mississippi 6A Defensive Player of the Year.
- Played quarterback for the final 2 games of the season, helping his team make a playoff push.
- Played in the U.S. Army All-American Bowl.

JUNIOR (2015): 84 tackles, 6.0 sacks 17 tackles for loss and 4 interceptions.

- Led team to state championship.
- 2nd-team all-state.

OFF THE FIELD

COMMUNITY:

2024:

- Held his 1st annual free Juiceman Youth Camp for more than 200 children in June in his hometown of Starkville, Miss.

PERSONAL:

- **MAJOR:** Psychology.
- Owns a farm in Starkville, Miss.

WILLIE GAY JR.'S NFL REGULAR SEASON DEFENSIVE STATISTICS

				TACKLES								INTERCEPTIONS					O. FUMB				ST					MISC	
YEAR	TEAM	GP	GS	TK	S	A	TFL	YDS	SK	YDS	QBH	NO	YDS	LG	TD	PD	FF	FR	TD	YDS	TK	S	A	FF	FR	S	A
2020	Kansas City	16	8	37	27	10	3	9	1.0	1.0	1	0	0	0	0	3	1	0	0	0	2	2	0	0	0	0	0
2021	Kansas City	12	11	48	26	22	1	0	0.5	3.5	1	2	14	13	0	4	0	0	0	0	0	0	0	0	0	0	0
2022	Kansas City	13	13	88	51	37	9	24	2.5	8.0	4	1	47	47t	1	8	0	1	0	0	0	0	0	0	0	0	0
2023	Kansas City	16	15	58	44	14	4	25	1.0	13.0	3	1	24	24	0	4	1	3	0	1	0	0	0	0	0	0	0
2024	New Orleans	15	8	22	16	6	2	15	2.0	8.0	1	0	0	0	0	3	1	2	0	4	6	3	3	0	0	0	0
2025	Miami	17	2	18	8	10	3	14	2.0	5.0	2	0	0	0	0	2	0	0	0	0	2	2	0	0	0	0	0
NFL TOTALS		89	57	271	172	99	22	87	9.0	38.5	12	4	85	47t	1	24	3	6	0	5	10	7	3	0	0	0	0

WILLIE GAY JR.'S NFL POSTSEASON DEFENSIVE STATISTICS

				TACKLES								INTERCEPTIONS					O. FUMB				ST					MISC	
YEAR	TEAM	GP	GS	TK	S	A	TFL	YDS	SK	YDS	QBH	NO	YDS	LG	TD	PD	FF	FR	TD	YDS	TK	S	A	FF	FR	S	A
2020	Kansas City	0	0	0	0	0	0	0	0.0	0.0	0	0	0	0	0	0	0	0	0	0	0	0	0	0	0	0	0
2021	Kansas City	3	3	11	7	4	1	2	0.0	0.0	1	0	0	0	0	2	1	0	0	0	0	0	0	0	0	0	0
2022	Kansas City	3	3	9	6	3	2	2	0.5	3.0	1	0	0	0	0	0	0	0	0	0	0	0	0	0	0	0	0
2023	Kansas City	3	3	9	5	4	1	2	0.0	0.0	0	0	0	0	0	1	0	0	0	0	0	0	0	0	0	0	0
NFL TOTALS		9	9	29	18	11	4	6	0.5	3.0	2	0	0	0	0	3	1	0	0	0	0	0	0	0	0	0	0

SINGLE-GAME HIGHS: DEFENSIVE

Total Tackles 11 at L.A. Chargers, Nov 20, 2022
...1 more at 11.

Solo Tackles 7 at L.A. Chargers, Nov 20, 2022
...1 more at 7.

Sacks 1.0 at N.Y. Jets, Dec 07, 2025
...7 more at 1.0.

Passes Defensed 3 vs. Tampa Bay, Oct 13, 2024

Forced Fumbles 1 vs. Denver, Oct 17, 2024
...2 more at 1.

Fumble Recoveries 1 vs. Denver, Oct 17, 2024
...5 more at 1.

Tackles For Loss 2 at L.A. Chargers, Nov 20, 2022
...1 more at 2.

Interceptions 1 at New England, Dec 17, 2023
...3 more at 1.

Interception Return Yards 47 at Denver, Dec 11, 2022

Special Teams Tackles 2 at Atlanta, Oct 26, 2025
...1 more at 2.

Longest Opp Fumble Return 4 vs. Philadelphia, Sep 22, 2024



79 CHUKWUEBUKA GODRICK

T | 6'5" | 293 |

NFL EXP. 1 | DOLPHINS EXP. 1 | BORN 10/11/00 | ACQUIRED WAI., '26 (KC)

HOMETOWN LAGOS, NIGERIA

NFL CAREER

TRANSACTIONS:

- Awarded off waivers to Miami on Aug. 31, 2026.
- Waived by Kansas City on Aug. 30, 2026.
- Signed to Kansas City's active roster on Dec. 20, 2025.
- Signed to Kansas City's practice squad on Aug. 27, 2025.
- Waived by Kansas City on Aug. 26, 2025.
- Signed a reserve/future contract with Kansas City on Feb. 11, 2025.
- Signed to Kansas City's practice squad on Aug. 28, 2024.
- Waived by Kansas City on Aug. 27, 2024.
- Signed a reserve/future contract with Kansas City on Feb. 15, 2024.
- Signed to Kansas City's practice squad on Aug. 31, 2023.
- Waived by Kansas City on Aug. 29, 2023.
- Allocated to Kansas City on May 4, 2023 via the International Player Pathway Program.

CAREER HIGHLIGHTS:

- Played in 4 career games with 3 starts at right tackle.
- Won Super Bowl LVIII with Kansas City.

2025 (KANSAS CITY):

- Played in 4 games with 3 starts at right tackle.
- Spent 13 games on Kansas City's practice squad.

VS. L.A. CHARGERS (12/14): Played but did not record any stats.

- Made his NFL debut.

AT TENNESSEE (12/21): Started at right tackle.

- Made his 1st-career start.

2024 (KANSAS CITY):

- Spent the entire season on Kansas City's practice squad.

2023 (KANSAS CITY):

- Spent the entire season on Kansas City's practice squad.

BEFORE THE NFL

- Entered the NFL through the International Player Pathway Program.
- Was selected to attend the NFL International Combine in London, England after impressing at the inaugural NFL Africa camp in Ghana in 2022.
- Began learning football at The Uprise, an initiative created by former NFL player Osi Umenyiora.
- Played basketball before making the switch to football.

OFF THE FIELD

COMMUNITY:

2026:

- Founded the Godrick Foundation, a nonprofit organization focusing on expanding academic services for underprivileged youth.

PERSONAL:

- **NICKNAME:** "Chu"
- **PRONUNCIATION:** First name is pronounced CHOO-koo-ay-boo-kah.

CHUKWUEBUKA GODRICK'S NFL REGULAR SEASON STATISTICS

YEAR	TEAM	GP	GS
2023	Kansas City	0	0
2024	Kansas City	0	0
2025	Kansas City	4	3
NFL TOTALS		4	3

0 OLLIE GORDON II

RB | 6'2" | 225 | OKLAHOMA STATE '25

NFL EXP. 2 | DOLPHINS EXP. 2 | BORN 01/15/04 | ACQUIRED D6, '25

HOMETOWN FORT WORTH, TEXAS

NFL CAREER

TRANSACTIONS:

- 6th-round pick (179th overall) by Miami in the 2025 NFL Draft.

CAREER HIGHLIGHTS:

- Played in 17 career games with 1 start.
- 70 carries for 199 yards (2.8 avg.) and 3 TDs.
- 7 receptions for 32 yards (4.6 avg.) and 1 TD.
- 1 kickoff return for 25 yards.
- 1 special teams tackle.
- 2 miscellaneous fumble recoveries.

2025 (MIAMI):

- Played in all 17 games with 1 start.
- 70 carries for 199 yards (2.8 avg.) and 3 TDs.
- 7 receptions for 32 yards (4.6 avg.) and 1 TD.
- 1 kickoff return for 25 yards.
- 1 special teams tackle.
- 2 miscellaneous fumble recoveries.

AT INDIANAPOLIS (9/7): 2 carries for 4 yards (2.0 avg.); 1 reception for -1 yard.

- Made his NFL debut.

AT BUFFALO (9/18): 9 carries for 38 yards (4.2 avg.) and 1 TD.

- Scored on a 2-yard run to give Miami a 7-0 lead with 8:31 remaining in the 1st quarter.

AT ATLANTA (10/26): 10 carries for 46 yards (4.6 avg.); 1 carry for 20 yards and 1 TD; 1 kickoff return for 25 yards.

- Caught a 20-yard TD pass from QB Tua Tagovailoa to extend Miami's lead, 31-3, with 13:28 remaining in the game.

VS. WASHINGTON IN MADRID (11/16): 9 carries for 45 yards (5.0 avg.) and 1 TD.

- Scored on a 1-yard TD rush to make it a tie game, 13-13, with 12:36 remaining in the 4th quarter.

AT N.Y. JETS (12/7): 5 carries for 17 yards (3.4 avg.) and 1 TD; 1 miscellaneous fumble recovery.

- Scored on a 7-yard TD run to extend Miami's lead to 31-10 with 6:18 remaining in the game.

BEFORE THE NFL

COLLEGE (OKLAHOMA STATE):

- 3-year letterman (2022-24) and 2-year starter.
- His 1,732 rushing yards and 21 rushing touchdowns led the FBS in 2023.

CAREER: Played in 39 games with 27 starts; 537 carries for 2,920 yards (5.4 avg.) and 36 TDs; 80 receptions for 585 yards (7.3 avg.) and 4 TDs.

- Finished 6th in school history in rushing TDs.

JUNIOR (2024): Started all 12 games; 190 carries for 880 yards (4.6 avg.) and 13 TDs; 29 receptions for 179 yards (6.2 avg.) and 1 TD.

- Honorable mention All-Big 12.

SOPHOMORE (2023): Started all 14 games; 285 carries for 1,732 yards (6.1 avg.) and 21 TDs; 39 receptions for 330 yards (8.5 avg.) and 1 TD.

- Doak Walker Award winner.
- Unanimous All-American.
- Big 12 Offensive Player of the Year.
- 1st-team All-Big 12.
- Finished 7th in Heisman Trophy voting.

TRUE FRESHMAN (2022): Played in all 13 games with 1 start; 62 carries for 308 yards (5.0 avg.) and 2 TDs; 12 receptions for 76 yards (6.3 avg.) and 2 TDs.

- Made his first career start in the Guaranteed Rate Bowl against Wisconsin.

HIGH SCHOOL (TRINITY HS – EULESS, TEXAS):

- Played running back and wide receiver.

SENIOR (2021): 257 carries for 2,546 yards (9.9 avg.) and 35 TDs.

- Led team to 11-2 record and state quarterfinals.
- 1st-team all-state.

JUNIOR (2020): 2,083 rushing yards and 28 TDs.

- 1st-team all-state.

OFF THE FIELD

COMMUNITY:

2026:

- Participated in the 5K at DCC XVI, helping raise funds for cancer research.

2025:

- Along with the 2025 rookie class, provided holiday gifts for local families in need, selected through Neighbors 4 Neighbors.
- Served members of the South Florida community through team events and initiatives around Thanksgiving and the holidays, sharing fellowship, meals and gifts with families from local community organizations.
- Participated in the month-long Jason Jenkins Days of Service initiative, volunteering at Feeding South Florida to inspect, sort and package food and produce for families facing food insecurity.

PERSONAL:

- **MAJOR:** Business.

OLLIE GORDON II'S NFL REGULAR SEASON RUSHING/RECEIVING STATISTICS

				RUSHING					RECEIVING				
YEAR	TEAM	GP	GS	NO.	YDS.	AVG.	LG	TD	NO.	YDS.	AVG.	LG	TD
2025	Miami	17	1	70	199	2.8	20	3	7	32	4.6	20t	1
NFL TOTALS		17	1	70	199	2.8	20	3	7	32	4.6	20t	1

OLLIE GORDON II'S NFL REGULAR SEASON RETURN STATISTICS

		KICKOFF RETURNS					PUNT RETURNS					
YEAR	TEAM	RET.	YDS.	AVG.	LG	TD	NO.	FC	YDS.	AVG.	LG	TD
2025	Miami	1	25	25.0	25	0	0	0	0	0.0	0	0
NFL TOTALS		1	25	25.0	25	0	0	0	0	0.0	0	0

SINGLE-GAME HIGHS: RUSHING/RECEIVING

Rush Attempts	10 at Atlanta, Oct 26, 2025
Rushing Yards	46 at Atlanta, Oct 26, 2025
Rushing Average	5.0 vs. Washington, Nov 16, 2025
Longest Runs	20 vs. Washington, Nov 16, 2025
Rushing TDs	1 at N.Y. Jets, Dec 07, 2025 ...2 more at 1.
Receptions	1 at Cleveland, Oct 19, 2025 ...3 more at 1.
Receiving Yards	5 vs. New England, Sep 14, 2025
Longest Receptions	20t at Atlanta, Oct 26, 2025
All-Purpose Yards	91 at Atlanta, Oct 26, 2025
Kickoff Return Yards	25 at Atlanta, Oct 26, 2025
Longest Kickoff Return	25 at Atlanta, Oct 26, 2025
Most TDs	1 at N.Y. Jets, Dec 07, 2025 ...3 more at 1.
Scrimmage Yards	66 at Atlanta, Oct 26, 2025

2025 GXG REGULAR-SEASON (MIAMI)

			RUSHING					RECEIVING						
DATE	OPPONENT	P/S	NO.	YDS.	AVG.	LG	TD	NO.	YDS.	AVG.	LG	TD	W/L	SCORE
09/07	at Indianapolis	P	2	4	2.0	3	0	1	-1	-1.0	-1	0	L	8-33
09/14	New England	P	1	8	8.0	8	0	1	5	5.0	5	0	L	27-33
09/18	at Buffalo	P	9	38	4.2	16	1	0	0	0.0	0	0	L	21-31
09/29	N.Y. Jets	P	6	10	1.7	7	0	0	0	0.0	0	0	W	27-21
10/05	at Carolina	P	3	-2	-0.7	3	0	0	0	0.0	0	0	L	24-27
10/12	L.A. Chargers	P	2	1	0.5	3	0	1	1	1.0	1	0	L	27-29
10/19	at Cleveland	P	5	11	2.2	8	0	1	2	2.0	2	0	L	6-31
10/26	at Atlanta	P	10	46	4.6	13	0	1	20	20.0	20t	1	W	34-10
10/30	Baltimore	S	2	6	3.0	3	0	1	3	3.0	3	0	L	6-28
11/09	Buffalo	P	1	-3	-3.0	-3	0	0	0	0.0	0	0	W	30-13
11/16	Washington	P	9	45	5.0	20	1	0	0	0.0	0	0	W	16-13+
11/30	New Orleans	P	3	10	3.3	9	0	0	0	0.0	0	0	W	21-17
12/07	at N.Y. Jets	P	5	17	3.4	12	1	0	0	0.0	0	0	W	34-10
12/15	at Pittsburgh	P	2	0	0.0	4	0	0	0	0.0	0	0	L	15-28
12/21	Cincinnati	P	1	-1	-1.0	-1	0	0	0	0.0	0	0	L	21-45
12/28	Tampa Bay	P	0	0	0.0	0	0	0	0	0.0	0	0	W	20-17
01/04	at New England	P	9	9	1.0	9	0	1	2	2.0	2	0	L	10-38
2025 TOTALS		17-1	70	199	2.8	20	3	7	32	4.6	20t	1	7-10	

+ - Overtime

56 RONNIE HARRISON JR.

ILB | 6'3" | 220 | ALABAMA '18

NFL EXP. 8 | DOLPHINS EXP. 1 | BORN 04/18/97 | ACQUIRED UFA, '26 (ATL.)

HOMETOWN TALLAHASSEE, FLA.

NFL CAREER

TRANSACTIONS:

- Signed by Miami as an unrestricted free agent from Atlanta on March 27, 2026.
- Signed to Atlanta's active roster on Oct. 25, 2025.
- Signed to Atlanta's practice squad on Aug. 27, 2025.
- Released by Atlanta on Aug. 26, 2025.
- Signed by Atlanta on Aug. 10, 2025.
- Signed to Indianapolis' active roster on Oct. 28, 2024.
- Signed to Indianapolis' practice squad on Sept. 11, 2024.
- Released by Indianapolis on Aug. 25, 2024.
- Signed to Indianapolis' active roster on Nov. 21, 2023.
- Signed to Indianapolis' practice squad on Aug. 30, 2023.
- Released by Indianapolis on Aug. 29, 2023.
- Signed by Indianapolis on Aug. 14, 2023.
- Traded from Jacksonville to Cleveland on Sept. 2, 2020.
- 3rd-round pick (93rd overall) by Jacksonville in the 2018 NFL Draft.

CAREER HIGHLIGHTS:

- Played in 94 career games with 52 starts - 43 at safety, 7 at linebacker and 2 at defensive back.
- 265 tackles (174 solo), 8.5 sacks, 7 interceptions, 27 passes defensed and 2 fumble recoveries; 2 interceptions returned for a TD.
- 9 special teams tackles (7 solo) and 1 special teams forced fumble.
- Played in 2 postseason games with 1 start with Cleveland.

2025 (ATLANTA):

- Played in 10 games with 4 starts at linebacker.
- Inactive for 1 game.
- Spent 6 games on Atlanta's practice squad.
- 27 tackles (18 solo), 2.0 sacks and 2 passes defensed.
- 2 solo special teams tackles.

AT INDIANAPOLIS (11/9): 7 tackles (5 solo) and 1.0 sack.

- Sacked QB Daniel Jones on 2nd-and-10 for a loss of 6 yards with 1:07 remaining in the game.

VS. CAROLINA (11/16): 10 tackles (8 solo), 1.0 sack and 1 pass defensed; 1 solo special teams tackle.

- Sacked QB Bryce Young on 3rd-and-7, forcing Carolina to punt in the 4th quarter.

2024 (INDIANAPOLIS):

- Played in 10 games.
- Spent 6 games on Indianapolis' practice squad.
- 2 solo special teams tackles and 1 special teams forced fumble.

VS. BUFFALO (11/10): 1 solo special teams tackle and 1 special teams forced fumble.

- Forced CB Brandon Codrington to fumble the kickoff return at the Bills' 21-yard line but was recovered by Buffalo.

AT NEW ENGLAND (12/1): 1 solo special teams tackle.

2023 (INDIANAPOLIS):

- Played in 7 games with 3 starts - 2 at safety and 1 at linebacker.
- Spent 10 games on Indianapolis's practice squad.
- 19 tackles (11 solo), 1.0 sack, 2 interceptions and 2 passes defensed; 1 interception returned for a TD.

VS. TAMPA BAY (11/26): 1 interception and 1 pass defensed.

- Intercepted QB Baker Mayfield and returned it 9 yards to the Tampa Bay 41-yard line with 1:59 remaining in the 1st quarter.

AT CINCINNATI (12/10): 4 tackles (3 solo), 1 interception returned for a TD and 1 pass defensed.

- Picked off QB Jake Browning and returned it 36 yards for a TD with 1:40 remaining in the 2nd quarter.

VS. LAS VEGAS (12/31): 5 tackles (3 solo).

VS. HOUSTON (1/6): 5 tackles (3 solo) and 1.0 sack.

- Sacked QB C.J. Stroud for a loss of 10 yards in the 4th quarter.

2022 (CLEVELAND):

- Played in 16 games with 5 starts at safety.
- Dressed but did not play in 1 game.
- 23 tackles (16 solo), 0.5 sack and 1 pass defensed.
- 1 assisted special teams tackle.

AT CAROLINA (9/11): 2 tackles (1 solo) and a 0.5 sack.

- Split a sack of QB Baker Mayfield with S John Johnson III on 3rd-and-7, forcing Carolina to punt.

VS. L.A. CHARGERS (10/9): 2 solo tackles; 1 assisted special teams tackle.

VS. BALTIMORE (12/17): 5 tackles (3 solo) and 1 pass defensed.

2021 (CLEVELAND):

- Played in 12 games with 11 starts at safety.
- Inactive for 3 games.
- Missed 2 games on the Reserve/COVID list.
- 58 tackles (40 solo), 1.0 sack, 1 interception and 3 passes defensed.

VS. HOUSTON (9/19): 7 tackles (5 solo).

VS. CHICAGO (9/26): 3 tackles (2 solo), 1.0 sack and 1 pass defensed.

- Sacked QB Justin Fields for a loss of 8 yards in the 3rd quarter.

AT BALTIMORE (11/28): 14 tackles (12 solo), 1 interception and 1 pass defensed.

- Intercepted QB Lamar Jackson at the Cleveland 33-yard line with 25 seconds remaining in the 2nd quarter.

2020 (CLEVELAND):

- Played in 11 games with 7 starts at safety.
- Inactive for 1 game.
- Missed 4 games after being placed on injured reserve on Nov. 30 and activated on Dec. 29.
- 37 tackles (23 solo), 1.0 sack, 1 interception returned for a TD, 7 passes defensed and 1 fumble recovery.
- 1 solo special teams tackle.

VS. INDIANAPOLIS (10/11): 2 tackles (1 solo), 1 interception returned for a TD and 2 passes defensed.

- Intercepted QB Philip Rivers and returned it 47 yards

for a TD on the Colts' opening possession of the 3rd quarter.

AT CINCINNATI (10/25): 9 tackles (6 solo), 1.0 sack, 1 pass defensed and 1 fumble recovery.

- Sacked QB Joe Burrow on Cincinnati's opening drive.
- Recovered a QB Joe Burrow fumble, which was forced by DE Myles Garrett on a strip-sack, at the Cincinnati 33-yard line in the 1st quarter.

VS. LAS VEGAS (11/1): 10 tackles (2 solo) and 1 pass defensed.

VS. PITTSBURGH (1/3): 6 tackles (5 solo) and 1 pass defensed.

POSTSEASON:

AFC WILD CARD AT PITTSBURGH (1/10): 4 tackles (2 solo).

AFC DIVISIONAL AT KANSAS CITY (1/17): 3 solo tackles.

2019 (JACKSONVILLE):

- Started 14 games.
- Inactive for 2 games.
- 70 tackles (43 solo), 2.0 sacks, 2 interceptions, 9 passes defensed and 1 fumble recovery.
- 1 solo special teams tackle.

AT HOUSTON (9/15): 8 tackles (4 solo) and 1.0 sack.

- Sacked QB Deshaun Watson with 2:47 remaining in the 2nd quarter.

VS. TENNESSEE (9/19): 10 tackles (4 solo) and 1 pass defensed.

AT DENVER (9/29): 5 tackles (3 solo), 1 interception and 1 pass defensed.

- Intercepted QB Joe Flacco and returned it 31 yards to the Denver 43-yard line with 1:05 remaining in the 2nd quarter.

AT CINCINNATI (10/20): 3 tackles (2 solo), 1 interception, 2 passes defensed and 1 fumble recovery.

- Recovered a WR Tyler Boyd fumble, which was forced by CB D.J. Hayden, at the Jacksonville 43-yard line on Cincinnati's opening drive of the 3rd quarter.
- Picked off QB Andy Dalton and returned it 35 yards to the Cincinnati 37-yard line with 4:10 remaining in the game.

VS. N.Y. JETS (10/27): 5 tackles (2 solo) and 1.0 sack.

- Sacked QB Sam Darnold on 3rd-and-7, forcing the Jets to punt in the 3rd quarter.

2018 (JACKSONVILLE):

- Played in 14 games with 8 starts.
- Missed the final 2 games of the season after being placed on injured reserve on Dec. 21.
- 31 tackles (23 solo), 1.0 sack, 1 interception and 3 passes defensed.
- 1 special teams tackle.

AT N.Y. GIANTS (9/9): 2 tackles (1 solo) and 1 special teams tackle.

- Made his NFL debut.

VS. NEW ENGLAND (9/16): 7 solo tackles.

VS. INDIANAPOLIS (12/2): 3 tackles (2 solo) and 1.0 sack.

- Sacked QB Andrew Luck on 4th-and-1, forcing a turnover on downs with 2:38 remaining in the game.

AT TENNESSEE (12/6): 5 solo tackles, 1 interception and 1 pass defensed.

- Intercepted QB Marcus Mariota and returned it 14 yards with 2:31 remaining in the 1st quarter.
- It was his 1st career interception.

BEFORE THE NFL

COLLEGE (ALABAMA):

- 3-year letterman (2015-17) and 2-year starter.

CAREER: Played in 44 games with 30 starts; 177 tackles (110 solo), 3.5 sacks, 7 interceptions, 24 passes defensed, 1 forced fumble and 2 fumble recoveries; 1 blocked field goal and 1 blocked punt.

JUNIOR (2017): Started all 14 games; 74 tackles (43 solo), 2.5 sacks, 3 interceptions and 7 passes defensed.

- 1st-team All-SEC.
- Helped his team win the College Football Playoff National Championship.

SOPHOMORE (2016): Started all 15 games; 86 tackles (56 solo), 2 interceptions, 9 passes defensed and 2 fumble recoveries; 1 blocked field goal.

TRUE FRESHMAN (2015): Played in all 15 games with 1 start; 17 tackles (11 solo), 1.0 sack, 2 interceptions, 8 passes defensed and 1 forced fumble; 1 blocked punt.

- Helped his team win the College Football Playoff National Championship.

HIGH SCHOOL (FLORIDA STATE UNIVERISTY SCHOOL - TALLAHASSEE, FLA.):

- Played quarterback and safety.

SENIOR (2014): 39 tackles, 5 passes defensed and 2 fumble recoveries; 2,076 passing yards and 13 TDs; 1,015 rushing yards and 16 TDs.

RONNIE HARRISON JR.'S NFL REGULAR SEASON DEFENSIVE STATISTICS

				TACKLES								INTERCEPTIONS					O. FUMB				ST					MISC	
YEAR	TEAM	GP	GS	TK	S	A	TFL	YDS	SK	YDS	QBH	NO	YDS	LG	TD	PD	FF	FR	TD	YDS	TK	S	A	FF	FR	S	A
2018	Jacksonville	14	8	31	23	8	3	11	1.0	9.0	1	1	14	14	0	3	0	0	0	0	1	1	0	0	0	0	0
2019	Jacksonville	14	14	70	43	27	2	7	2.0	6.0	1	2	66	35	0	9	0	1	0	0	1	1	0	0	0	0	0
2020	Cleveland	11	7	37	23	14	0	0	1.0	0.0	1	1	47	47t	1	7	0	1	0	0	1	1	0	0	0	0	0
2021	Cleveland	12	11	58	39	19	4	10	1.0	8.0	1	1	0	0	0	3	0	0	0	0	0	0	0	0	0	0	0
2022	Cleveland	16	5	23	16	7	0	0	0.5	4.0	1	0	0	0	0	1	0	0	0	0	1	0	1	0	0	0	0
2023	Indianapolis	7	3	19	11	8	1	10	1.0	10.0	1	2	45	36t	1	2	0	0	0	0	1	0	1	0	0	0	0
2024	Indianapolis	10	0	0	0	0	0	0	0.0	0.0	0	0	0	0	0	0	0	0	0	0	2	2	0	1	0	0	0
2025	Atlanta	10	4	27	18	9	2	13	2.0	13.0	3	0	0	0	0	2	0	0	0	0	2	2	0	0	0	0	0
NFL TOTALS		94	52	265	173	92	12	51	8.5	50.0	9	7	172	47t	2	27	0	2	0	0	9	7	2	1	0	0	0

RONNIE HARRISON JR.'S NFL POSTSEASON DEFENSIVE STATISTICS

				TACKLES								INTERCEPTIONS					O. FUMB				ST					MISC	
YEAR	TEAM	GP	GS	TK	S	A	TFL	YDS	SK	YDS	QBH	NO	YDS	LG	TD	PD	FF	FR	TD	YDS	TK	S	A	FF	FR	S	A
2020	Cleveland	2	1	7	5	2	1	1	0.0	0.0	1	0	0	0	0	0	0	0	0	0	0	0	0	0	0	0	0
NFL TOTALS		2	1	7	5	2	1	1	0.0	0.0	1	0	0	0	0	0	0	0	0	0	0	0	0	0	0	0	0

SINGLE-GAME HIGHS: DEFENSIVE

Total Tackles	14 at Baltimore, Nov 28, 2021
Solo Tackles	11 at Baltimore, Nov 28, 2021
Sacks	1.0 vs. Carolina, Nov 16, 2025 ...7 more at 1.0.
Passes Defensed	2 vs. Indianapolis, Oct 11, 2020 ...2 more at 2.
Fumble Recoveries	1 at Cincinnati, Oct 25, 2020 ...1 more at 1.
Tackles For Loss	1 vs. Carolina, Nov 16, 2025 ...11 more at 1.
Interceptions	1 at Cincinnati, Dec 10, 2023 ...6 more at 1.
Interception Return Yards	47 vs. Indianapolis, Oct 11, 2020
Special Teams Tackles	1 vs. Carolina, Nov 16, 2025 ...7 more at 1.

34 DJ HERMAN

FB | 6'1" | 242 | SAN DIEGO STATE '26

NFL EXP. R | DOLPHINS EXP. R | BORN 03/17/02 | ACQUIRED UDFA, '26

HOMETOWN LAS VEGAS, NEV.

NFL CAREER

TRANSACTIONS:

- Signed as an undrafted college free agent by Miami on May 8, 2026.

BEFORE THE NFL

COLLEGE (SAN DIEGO STATE):

- 4-year letterman (2022-25).
- Played linebacker in college.

CAREER: Played in 49 games with 2 starts; 56 tackles (26 solo) and 2 passes defensed.

SENIOR (2025): Played in 13 games; 23 tackles (11 solo) and 1 pass defensed.

JUNIOR (2024): Played in 12 games with 2 starts; 29 tackles (13 solo) and 1 pass defensed.

SOPHOMORE (2023): Played in 11 games, primarily on special teams; 1 tackle.

REDSHIRT FRESHMAN (2022): Played in 13 games, primarily on special teams; 3 tackles (2 solo).

- Redshirted in 2021.

HIGH SCHOOL (BISHOP GORMAN HS - LAS VEGAS, NEV.):

SENIOR (2020):

- Season cancelled due to the COVID-19 pandemic.

JUNIOR (2019): Played in 13 games; 51 tackles (38 solo), 3.0 sacks, 2 interceptions and 2 passes defensed.

OFF THE FIELD

PERSONAL:

- **MAJOR:** Business.

DJ HERMAN'S COLLEGE STATISTICS

				TACKLES					INTERCEPTIONS					FUMBLES	
YEAR	TEAM	GP	GS	TK	S	A	TFL	SK	NO	YDS	LG	TD	PD	FF	FR
2022	San Diego St.	13	0	3	2	1	0	0.0	0	0	-	0	0	0	0
2023	San Diego St.	11	0	1	0	1	0	0.0	0	0	-	0	0	0	0
2024	San Diego St.	12	2	29	13	16	1	0.0	0	0	-	0	1	0	0
2025	San Diego St.	13	0	23	11	12	0	0.0	0	0	-	0	1	0	0
COLLEGE TOTALS		49	2	56	26	30	1	0.0	0	0	-	0	2	0	0



90 MALIK HERRING

EDGE | 6'3" | 275 | GEORGIA '21

NFL EXP. 6 | DOLPHINS EXP. 1 | BORN 11/09/97 | ACQUIRED FA, '26

HOMETOWN FORSYTH, GA.

NFL CAREER

TRANSACTIONS:

- Signed by Miami on Aug. 31, 2026.
- Released by Tennessee on Aug. 30, 2026.
- Signed by Tennessee on March 13, 2026.
- Signed to Kansas City's practice squad on Nov. 4, 2025.
- Released by Kansas City on Oct. 29, 2025.
- Signed as an undrafted college free agent by Kansas City on May 14, 2021.

CAREER HIGHLIGHTS:

- Played in 28 career games with 1 start.
- 28 tackles (15 solo), 1.5 sacks, 1 pass defensed, 1 forced fumble and 1 fumble recovery.
- Appeared in 4 postseason games with Kansas City.
- Won Super Bowl LVII and LVIII with Kansas City.

2025 (KANSAS CITY):

- Played in 2 games.
- Inactive for 6 games.
- Spent 8 games on the practice squad.

2024 (KANSAS CITY):

- Played in 12 games.
- Inactive for 5 games.
- 12 tackles (7 solo).

AT L.A. CHARGERS (9/29): 2 solo tackles.

AT LAS VEGAS (10/27): 3 tackles (2 solo).

AT DENVER (1/5): 4 tackles (2 solo).

POSTSEASON:

AFC DIVISIONAL VS. HOUSTON (1/18): Inactive.

AFC CHAMPIONSHIP VS. CINCINNATI (1/26): Inactive.

SUPER BOWL LIX VS. NEW ORLEANS (2/9): Inactive.

2023 (KANSAS CITY):

- Played in 7 games with 1 start.
- Inactive for 10 games.
- 10 tackles (7 solo), 1.5 sacks, 1 pass defensed and 1 forced fumble.

VS. CHICAGO (9/24): 3 tackles (1 solo).

VS. DENVER (10/12): 2 tackles (1 solo) and a 0.5 sack.

- Split a sack of QB Russell Wilson with DT Chris Jones to start the 4th quarter.

AT L.A. CHARGERS (1/7): 5 solo tackles, 1.0 sack, 1 pass defensed and 1 forced fumble.

- Forced RB Austin Ekeler to fumble but was recovered by the Chargers in the 3rd quarter.
- Sacked QB Easton Stick for a loss of 10 yards on the final drive of the game.

POSTSEASON:

AFC WILD CARD VS. MIAMI (1/13): 1 solo tackle.

AFC DIVISIONAL AT BUFFALO (1/21): 2 assisted tackles.

AFC CHAMPIONSHIP AT BALTIMORE (1/28): Played but did not record any stats.

SUPER BOWL LVIII VS. SAN FRANCISCO (2/11): 1 assisted tackle.

2022 (KANSAS CITY):

- Played in 7 games.
- Inactive for 10 games.
- 6 tackles (1 solo) and 1 fumble recovery.

AT INDIANAPOLIS (9/25): 2 assisted tackles.

- Made his NFL debut.

VS. LAS VEGAS (10/10): 1 solo tackle.

AT SAN FRANCISCO (10/23): 1 assisted tackle and 1 fumble recovery.

- Recovered a QB Jimmy Garoppolo fumble, who was strip-sacked by DT Chris Jones, in the 4th quarter.

POSTSEASON:

AFC DIVISIONAL VS. JACKSONVILLE (1/21): Inactive.

AFC CHAMPIONSHIP VS. CINCINNATI (1/29): Inactive.

SUPER BOWL LVII VS. PHILADELPHIA (2/12): Inactive.

2021 (KANSAS CITY):

- Missed the entire season after being placed on the reserve/non-football injury list on Aug. 31.

BEFORE THE NFL

COLLEGE (GEORGIA):

- 4-year letterman (2017-20) and 2-year starter.

CAREER: Played in 52 games with 18 starts; 76 tackles (28 solo), 4.0 sacks, 4 passes defensed and 1 forced fumble.

SENIOR (2020): Played in all 10 games with 8 starts; 20 tackles (12 solo), 2.0 sacks and 2 passes defensed.

- Helped the Bulldogs to victory in the Peach Bowl.

JUNIOR (2019): Played in 13 games with 9 starts; 26 tackles (15 solo), a 0.5 sack and 2 passes defensed.

- Helped Georgia to Sugar Bowl title.

SOPHOMORE (2018): Played in all 14 games with 1 start; 23 tackles (10 solo), 1.5 sacks and 1 forced fumble.

TRUE FRESHMAN (2017): Played in all 15 games; 7 tackles (1 solo).

- Helped team to SEC title and College Football Playoff appearance.

HIGH SCHOOL (MARY PERSONS HS - FORSYTH, GA.):

SENIOR (2016): Appeared in 13 games; 81 tackles, 9.0 sacks, 27.0 tackles for loss and 2 forced fumbles.

JUNIOR (2015): Played in 10 games; 74 tackles, 7.0 sacks, 21.0 tackles for loss, 2 forced fumbles and 1 fumble recovery; also scored 3 TDs on 3 receptions.

OFF THE FIELD

COMMUNITY:

- Hosts an annual Football Camp and Fun Day in Forsyth, Ga., providing local youth with a free football camp and family-friendly activities.

PERSONAL:

- **MAJOR:** Sport management.

MALIK HERRING'S NFL REGULAR SEASON DEFENSIVE STATISTICS

				TACKLES								INTERCEPTIONS					O. FUMB				ST					MISC	
YEAR	TEAM	GP	GS	TK	S	A	TFL	YDS	SK	YDS	QBH	NO	YDS	LG	TD	PD	FF	FR	TD	YDS	TK	S	A	FF	FR	S	A
2021	Kansas City	0	0	0	0	0	0	0	0.0	0.0	0	0	0	0	0	0	0	0	0	0	0	0	0	0	0	0	0
2022	Kansas City	7	0	6	1	5	0	0	0.0	0.0	0	0	0	0	0	0	0	1	0	0	0	0	0	0	0	0	0
2023	Kansas City	7	1	10	7	3	2	10	1.5	10.0	3	0	0	0	0	1	1	0	0	0	0	0	0	0	0	0	0
2024	Kansas City	12	0	12	7	5	1	3	0.0	0.0	3	0	0	0	0	0	0	0	0	0	0	0	0	0	0	0	0
2025	Kansas City	2	0	0	0	0	0	0	0.0	0.0	0	0	0	0	0	0	0	0	0	0	0	0	0	0	0	0	0
NFL TOTALS		28	1	28	15	13	3	13	1.5	10.0	6	0	0	0	0	1	1	1	0	0	0	0	0	0	0	0	0

MALIK HERRING'S NFL POSTSEASON DEFENSIVE STATISTICS

				TACKLES								INTERCEPTIONS					O. FUMB				ST					MISC	
YEAR	TEAM	GP	GS	TK	S	A	TFL	YDS	SK	YDS	QBH	NO	YDS	LG	TD	PD	FF	FR	TD	YDS	TK	S	A	FF	FR	S	A
2021	Kansas City	0	0	0	0	0	0	0	0.0	0.0	0	0	0	0	0	0	0	0	0	0	0	0	0	0	0	0	0
2022	Kansas City	0	0	0	0	0	0	0	0.0	0.0	0	0	0	0	0	0	0	0	0	0	0	0	0	0	0	0	0
2023	Kansas City	4	0	4	1	3	0	0	0.0	0.0	0	0	0	0	0	0	0	0	0	0	0	0	0	0	0	0	0
2024	Kansas City	0	0	0	0	0	0	0	0.0	0.0	0	0	0	0	0	0	0	0	0	0	0	0	0	0	0	0	0
NFL TOTALS		4	0	4	1	3	0	0	0.0	0.0	0	0	0	0	0	0	0	0	0	0	0	0	0	0	0	0	0

SINGLE-GAME HIGHS: DEFENSIVE

Total Tackles	5 at L.A. Chargers, Jan 07, 2024
Solo Tackles	5 at L.A. Chargers, Jan 07, 2024
Sacks	1.0 at L.A. Chargers, Jan 07, 2024
Passes Defensed	1 at L.A. Chargers, Jan 07, 2024
Forced Fumbles	1 at L.A. Chargers, Jan 07, 2024
Fumble Recoveries	1 at San Francisco, Oct 23, 2022
Tackles For Loss	1 at Las Vegas, Oct 27, 2024
	...2 more at 1.

73 AUSTIN JACKSON

T | 6'5" | 305 | USC '20

NFL EXP. 7 | DOLPHINS EXP. 7 | BORN 08/11/99 | ACQUIRED DIB, '20

HOMETOWN PHOENIX, ARIZ.

NFL CAREER

TRANSACTIONS:

- 1st-round pick (18th overall) by Miami in the 2020 NFL Draft.

CAREER HONORS:

- 2023 Ed Block Courage Award (Miami recipient).

CAREER HIGHLIGHTS:

- Played in 62 career games with 60 starts – 32 at right tackle, 15 at left tackle and 13 at left guard.
- Started in 1 postseason game.
- 2 miscellaneous fumble recoveries.

2025 (MIAMI):

- Started 6 games at right tackle.
- Inactive for 1 game.
- Missed 10 games after being placed on injured reserve on Sept. 13 and activated on Nov. 29.

AT INDIANAPOLIS (9/7): Started at right tackle.

VS. NEW ORLEANS (11/30): Started at right tackle.

AT N.Y. JETS (12/7): Started at right tackle.

- Helped the offense total 34 points and 239 rushing yards, marking the 4th-straight game of 150+ rushing yards.

2024 (MIAMI):

- Started 8 games at right tackle.
- Missed the rest of the season after being placed on injured reserve on Nov. 11.
- 1 miscellaneous fumble recovery.

AT NEW ENGLAND (10/6): Started at right tackle.

- Helped the Dolphins total 372 yards of offense including 193 rushing yards.

AT BUFFALO (11/3): Started at right tackle.

- Helped the Dolphins total 149 rushing yards, marking the 4th consecutive game of 140+ rushing yards.

2023 (MIAMI):

- Started 16 games at right tackle.
- Dressed but did not play in 1 game.

AT L.A. CHARGERS (9/10): Started at right tackle.

- Helped the offense total 536 yards and 36 points while not allowing QB Tua Tagovailoa to get sacked.

VS. DENVER (9/24): Started at right tackle.

- Helped the offense break team records for points (70), total yards (726) and rushing yards (350), while not surrendering a sack.

AT WASHINGTON (12/3): Started at right tackle.

- Helped the Dolphins total 406 yards and 45 points while not surrendering a sack.

POSTSEASON:

AFC WILD CARD AT KANSAS CITY (1/13): Started at right tackle.

HONORS:

- Ed Block Courage Award (Miami recipient).

2022 (MIAMI):

- Started 2 games at right tackle.
- Dressed but did not play 1 game.
- Inactive for 2 games.
- Missed 7 games after being placed on injured reserve on Sept. 16 and activated on Nov. 1.
- Missed the rest of the season after being placed on injured reserve on Dec. 5.

2021 (MIAMI):

- Played in all 17 games with 16 starts – 13 at left guard and 3 at left tackle.
- 2 miscellaneous tackles.
- 1 miscellaneous fumble recovery.

AT LAS VEGAS (9/26): Started at left tackle; 1 miscellaneous fumble recovery.

AT JACKSONVILLE IN LONDON (10/17): Started at left guard.

- Protected QB Tua Tagovailoa as the team did not allow a sack.

AT N.Y. JETS (11/21): Started at left guard.

- Protected QB Tua Tagovailoa as the team did not allow a sack.

2020 (MIAMI):

- Played in 13 games with 12 starts at left tackle.
- Activated off injured reserve on Nov. 7.
- Missed 3 games after being placed on injured reserve on Oct. 9.

AT NEW ENGLAND (9/13): Started at left tackle.

- Joined Solomon Kindley to become the 1st Dolphins rookie duo to start a season opener on the offensive line since 2008 (Jake Long and Donald Thomas).
- Made his NFL debut.

AT JACKSONVILLE (9/24): Started at left tackle.

- Protected QB Ryan Fitzpatrick who completed 18-of-20 passes (90.0 pct.) and set a new franchise record for completion percentage in a single game with a minimum of 20 attempts.

VS. NEW ENGLAND (12/20): Started at left tackle.

- Helped the team rush for 250 yards, which was Miami's most since Dec. 24, 2016 at Buffalo and the most allowed by New England since Nov. 24, 2013.

BEFORE THE NFL

COLLEGE (SOUTHERN CALIFORNIA):

- 3-year letterman (2017-19) and 2-year starter.

CAREER: Played in 39 games with 25 starts.

JUNIOR (2019): Started all 13 games at left tackle; 1 blocked field goal.

- Honorable mention All-America.
- 1st-team All-Pac 12.
- Won the USC Chris Carlisle Courage Award.

SOPHOMORE (2018): Started all 12 games at left tackle.

- Co-recipient of the USC John McKay Award which recognizes competitive spirit.

TRUE FRESHMAN (2017): Played in all 14 games; 3 special teams tackles and 1 blocked field goal.

HIGH SCHOOL (NORTH CANYON HS – PHOENIX, ARIZ.):

- Played offensive tackle and defensive end.
- Also played basketball and threw shot put and discus.

SENIOR (2016): 80 tackles, 4.0 sacks, 1 pass defensed and 1 fumble recovery; 1 blocked punt and 1 blocked field goal.

- 1st-team All-American.
- 1st-team all-state.
- Placed 3rd in shot put and 11th in discuss at the state Division II championships.

JUNIOR (2015): 72 tackles, 2 sacks, 1 pass defensed and 3 forced fumbles; 2 blocked field goals.

- 1st-team All-American.
- 1st-team all-state.
- Placed 4th in discus and 6th in shot put at the state Division I championships.

SOPHOMORE (2014): 56 tackles and 5 sacks; 1 blocked field goal.

FRESHMAN (2013): 11 tackles.

OFF THE FIELD

COMMUNITY:

2025:

- Hosted a holiday event at His House with teammate Austin Jackson, where they shared a meal and surprised the children with gifts.
- Attended the Miami Dolphins Academy high school media day, where he signed autographs, took photos with student-athletes and asked questions in press conferences.

PERSONAL:

- His grandfather, Melvin Jackson, played defensive tackle at USC (1974-75) and played 5 seasons with Green Bay (1976-80).
- Donated his bone marrow in July 2019 for his younger sister, Autumn, who has Diamond-Blackfan anemia.
- **MAJOR:** Political science.

AUSTIN JACKSON'S NFL REGULAR SEASON STATISTICS

YEAR	TEAM	GP	GS
2020	Miami	13	12
2021	Miami	17	16
2022	Miami	2	2
2023	Miami	16	16
2024	Miami	8	8
2025	Miami	6	6
NFL TOTALS		62	60

AUSTIN JACKSON'S NFL POSTSEASON STATISTICS

YEAR	TEAM	GP	GS
2022	Miami	0	0
2023	Miami	1	1
NFL TOTALS		1	1

3 CHRIS JOHNSON

CB | 6'0" | 196 | SAN DIEGO STATE '26

NFL EXP. R | DOLPHINS EXP. R | BORN 11/09/04 | ACQUIRED D1B, '26

HOMETOWN EASTVALE, CALIF.

NFL CAREER

TRANSACTIONS:

- 1st-round-pick (27th overall) by Miami in the 2026 NFL Draft.

BEFORE THE NFL

COLLEGE (SAN DIEGO STATE):

- 4-year letterman (2022-25) and 2-year starter.

CAREER: Played in 47 games with 23 starts; 152 tackles (105 solo), 1.0 sack, 6 interceptions, 20 passes defensed and 5 forced fumbles; 2 interceptions returned for TDs; 2 kick returns for 78 yards (39.0 avg.).

SENIOR (2025): Started 11 games; 49 tackles (36 solo), 1.0 sack, 4 interceptions, 13 passes defensed and 1 forced fumble; 2 interceptions returned for TDs.

- 2nd-team All-American.
- Co-Mountain West Defensive Player of the Year.
- 1st-team All-Mountain West.
- Jim Thorpe Award semifinalist.
- His 2 interceptions returned for TDs were tied for the most in the FBS.

JUNIOR (2024): Started all 12 games; 67 tackles (49 solo), 1 interception, 5 passes defensed and 3 forced fumbles; 2 kick returns for 78 yards (39.0 avg.).

- Honorable mention All-Mountain West.
- Academic All-Mountain West.

SOPHOMORE (2023): Played in all 12 games; 30 tackles (15 solo), 1 interception, 2 passes defensed and 1 forced fumble.

- Named team's Special Teams Player of the Year.
- Academic All-Mountain West.

TRUE FRESHMAN (2022): Played in 12 games; 6 tackles (5 solo).

- Named team's Co-Outstanding Freshman.

HIGH SCHOOL (ELEANOR ROOSEVELT HS - EASTVALE, CALIF.):

SENIOR: 62 tackles (41 solo), 3 interceptions and 18 passes defensed; 16 receptions for 342 yards (22.0 avg.) and 6 TDs.

- 1st-team all-league.

OFF THE FIELD

PERSONAL:

- **MAJOR:** Business.

CHRIS JOHNSON'S COLLEGE STATISTICS

				TACKLES					INTERCEPTIONS					FUMBLES	
YEAR	TEAM	GP	GS	TK	S	A	TFL	SK	NO	YDS	LG	TD	PD	FF	FR
2022	San Diego St.	12	0	6	5	1	0.0	0.0	0	0	-	0	0	0	0
2023	San Diego St.	12	0	30	15	15	0.0	0.0	1	44	44	0	2	1	0
2024	San Diego St.	12	12	67	49	18	0.5	0.0	1	42	42	0	5	3	0
2025	San Diego St.	11	11	49	36	13	3.0	1.0	4	146	97t	2	13	1	0
COLLEGE TOTALS		47	23	152	105	47	3.5	1.0	6	232	97T	2	20	5	0

80 JUSTIN JOLY

TE | 6'3" | 241 | NC STATE '26

NFL EXP. R | DOLPHINS EXP. R | BORN 07/09/04 | ACQUIRED WAI., '26 (DEN.)

HOMETOWN BREWSTER, N.Y.

NFL CAREER

TRANSACTIONS:

- Awarded off waivers to Miami on Aug. 31, 2026.
- Waived by Denver on Aug. 30, 2026.
- 5th-round pick (152nd overall) by Denver in the 2026 NFL Draft.

BEFORE THE NFL

COLLEGE (NC STATE):

- 4-year letterman (2022-25) and 3-year starter.
- Transferred from UConn to NC State following the 2023 season.

CAREER: Played in 49 games with 34 starts; 166 receptions for 1,978 yards (11.9 avg.) and 15 TDs; 1 carry for 12 yards.

SENIOR (2025 AT NC STATE): Played in 12 games with 11 starts; 49 receptions for 489 yards (10.0 avg.) and 7 TDs.

- 1st-team All-ACC.

JUNIOR (2024 AT NC STATE): Started all 13 games; 43 reception for 661 yards (15.4 avg.) and 4 TDs.

SOPHOMORE (2023 AT UCONN): Played in 12 games with 6 starts; 56 receptions for 578 yards (10.3 avg.) and 2 TDs.

TRUE FRESHMAN (2022 AT UCONN): Played in 12 games with 4 starts; 18 receptions for 250 yards (13.9 avg.) and 2 TDs; 1 carry for 12 yards.

HIGH SCHOOL (IONA PREP - NEW ROCHELLE NY):

- Finished his career with 123 receptions for 1,827 yards (14.9 avg.) for 22 total TDs.

SENIOR (2021): Led his team to an 11-1 record.

OFF THE FIELD

PERSONAL:

- **MAJOR:** Sports Management
- **PRONUNCIATION:** Last name is pronounced JOH-lee.

JUSTIN JOLY'S COLLEGE STATS

				RECEIVING					RUSHING				
YEAR	TEAM	GP	GS	NO.	YDS	AVG	LG	TD	NO.	YDS.	AVG.	LG	TD
2022	UConn	12	4	18	250	13.9	62t	2	1	12	12.0	12	0
2023	UConn	12	6	56	578	10.3	59t	2	0	0	0.0	-	0
2024	NC State	13	13	43	661	15.4	40	4	0	0	0.0	-	0
2025	NC State	12	11	49	489	10.0	59t	7	0	0	0.0	-	0
COLLEGE TOTALS		49	34	166	1,978	11.9	62T	15	1	12	12.0	12	0

89 WILL KACMAREK

TE | 6'6" | 264 | OHIO STATE '26

NFL EXP. R | DOLPHINS EXP. R | BORN 02/12/03 | ACQUIRED D3B, '26

HOMETOWN ST. LOUIS, MO.

NFL CAREER

TRANSACTIONS:

- 3rd-round pick (87th overall) by Miami in the 2026 NFL Draft.

BEFORE THE NFL

COLLEGE (OHIO STATE):

- 4-year letterman (2022-25) and 2-year starter.
- Transferred from Ohio to Ohio State after the 2024 season.

CAREER: Played in 55 games with 22 starts; 65 receptions for 761 yards (11.7 avg.) and 4 TDs; 2 carries for 4 yards (2.0 avg.).

SENIOR (2025 AT OHIO STATE): Played in all 14 games with 10 starts; 15 receptions for 168 yards (11.2 avg.) and 2 TDs.

- Helped Ohio State to its second consecutive College Football Playoff appearance.
- Honorable mention All-Big 10.

JUNIOR (2024 AT OHIO STATE): Played in 12 games with 1 start; 8 receptions for 86 yards (10.8 avg.).

- Helped the Buckeyes win the National Championship in the inaugural 12-team College Football Playoff.

SOPHOMORE (2023 AT OHIO): Played in all 13 games with 11 starts; 22 receptions for 243 yards (11.0 avg.) and 2 TDs; 1 carry for 5 yards.

- Played a key role in the program's first back-to-back 10-win seasons.

REDSHIRT FRESHMAN (2022 AT OHIO): Played in all 14 games with 2 starts; 20 receptions for 264 yards (13.2 avg); 1 carry for -1 yard.

- Helped the Bobcats to their first 10-win season since 2011.

TRUE FRESHMAN (2021 AT OHIO): Played in 2 games.

- Redshirted.

HIGH SCHOOL (MARY INSTITUTE & ST. LOUIS COUNTRY DAY - ST. LOUIS, MO.):

- Played tight end and defensive line.

OFF THE FIELD

PERSONAL:

- **MAJOR:** Human development and family services.

WILL KACMAREK'S COLLEGE STATS

				RECEIVING					RUSHING				
YEAR	TEAM	GP	GS	NO.	YDS	AVG	LG	TD	NO.	YDS.	AVG.	LG	TD
2021	Ohio	2	0	0	0	0.0	-	0	0	0	0.0	-	0
2022	Ohio	14	2	20	264	13.2	32	0	1	-1	-1.0	-1	0
2023	Ohio	13	11	22	243	11.0	36	2	1	5	5.0	5	0
2024	Ohio State	12	1	8	86	10.8	32	0	0	0	0.0	-	0
2025	Ohio State	14	10	15	168	12.0	47	2	0	0	0.0	-	0
COLLEGE TOTALS		**55**	**22**	**65**	**761**	**11.7**	**47**	**4**	**2**	**4**	**2.0**	**5**	**0**

62 JARRETT KINGSTON

T | 6'4" | 308 | USC '24

NFL EXP. 2 | DOLPHINS EXP. 1 | BORN 12/02/99 | ACQUIRED WAI., '26 (HOU.)

HOMETOWN ANDERSON, CALIF.

NFL CAREER

TRANSACTIONS:

- Awarded off waivers to Miami on Aug. 31, 2026.
- Waived by Houston on Aug. 30, 2026.
- Signed by Houston on Sept. 30, 2025.
- Signed to Carolina's practice squad on Aug. 27, 2025.
- Waived by Carolina on Aug. 26, 2025.
- Awarded off waivers to Carolina on Aug. 28, 2024.
- Waived by San Francisco on Aug. 27, 2024.
- 6th-round draft pick (215th overall) by San Francisco in 2024 NFL Draft.

CAREER HIGHLIGHTS:

- Played in 9 career games.
- Appeared in 2 postseason games with Houston.

2025 (CAROLINA/HOUSTON):

- Played in 2 games with Houston.
- Dressed but did not play in 8 games with Houston.
- Inactive for 3 games with Houston.
- Signed by Houston off Carolina's practice squad on Sept. 30.
- Spent 4 games on Carolina's practice squad.

AT L.A. CHARGERS (12/27): Played but did not record any stats.

VS. INDIANAPOLIS (1/4): Played but did not record any stats.

POSTSEASON:

AFC WILD CARD AT PITTSBURGH (1/12): Played but did not record any stats.

AFC DIVISIONAL AT NEW ENGLAND (1/18): Played but did not record any stats.

2024 (SAN FRANCISCO/CAROLINA):

- Played in 7 games with Carolina.
- Inactive for 10 games with Carolina.
- Spent the offseason and training camp with San Francisco.

AT WASHINGTON (10/20): Played but did not record any stats.

- Made his NFL debut.

BEFORE THE NFL

COLLEGE (SOUTHERN CALIFORNIA):

- 5-year letterman (2019-23) and 4-year starter.
- Transferred from Washington State to Southern California following the 2022 season.

CAREER: Played in 49 career games with 37 starts, primarily at left guard and left tackle.

SENIOR (2023 AT SOUTHERN CALIFORNIA): Played in 12 games with 11 starts.

SENIOR (2022 AT WASHINGTON STATE): Started 9 games at left tackle.

- Honorable mention All-Pac-12.
- Did not allow a sack across 398 pass snaps

JUNIOR (2021 AT WASHINGTON STATE): Started all 13 games.

SOPHOMORE (2020 AT WASHINGTON STATE): Started all 4 games at left guard.

REDSHIRT FRESHMAN (2019 AT WASHINGTON STATE): Played in 10 games.

TRUE FRESHMAN (2019 AT WASHINGTON STATE): Played in 1 game.

- Redshirted.

HIGH SCHOOL (ANDERSON HS - ANDERSON, CALIF.):

- Played offensive and defensive line.
- Also competed in track & field and won state in the discus.

SENIOR (2017): 53 tackles, 15.0 sacks, 1 forced fumble and 1 fumble recovery.

- All-NorCal offensive selection.

OFF THE FIELD

PERSONAL:

- **MAJOR:** Social Sciences

JARRETT KINGSTON'S NFL REGULAR SEASON STATISTICS

YEAR	TEAM	GP	GS
2024	Carolina	7	0
2025	Carolina	0	0
2025	Houston	2	0
2025	TOTAL	2	0
NFL TOTALS		9	0

JARRETT KINGSTON'S NFL POSTSEASON STATISTICS

YEAR	TEAM	GP	GS
2025	Houston	2	0
NFL TOTALS		2	0

19 KYLE LOUIS

S | 6'0" | 225 | PITTSBURGH '26

NFL EXP. R | DOLPHINS EXP. R | BORN 03/09/04 | ACQUIRED D4B, '26

HOMETOWN EAST ORANGE, N.J.

NFL CAREER

TRANSACTIONS:

- 4th-round pick (138th overall) by Miami in the 2026 NFL Draft.

BEFORE THE NFL

COLLEGE (PITTSBURGH):

- 3-year letterman (2023-25) and 2-year starter.

CAREER: Played in 37 games with 26 starts; 201 tackles (93 solo), 10.0 sacks, 25.5 tackles for loss, 6 interceptions, 12 passes defensed, 2 forced fumbles and 2 fumble recoveries; 1 interception returned for a TD; 1 blocked extra point; 1 defensive 2-point conversion.

JUNIOR (2025): Started in 11 games; 81 tackles (43 solo), 3.0 sacks, 8.5 tackles for loss, 2 interceptions, 5 passes defensed, 1 forced fumble and 2 fumble recoveries.

- 2nd-team All-ACC.

SOPHOMORE (2024): Started all 13 games; 101 tackles (45 solo), 7.0 sacks, 15.5 tackles for loss, 4 interceptions, 7 passes defensed and 1 forced fumble; 1 interception returned for a TD; 1 blocked extra point; 1 defensive 2-point conversion.

- 2nd-team All-American.
- 1st-team All-ACC.

REDSHIRT FRESHMAN (2023): Played in 9 games with 2 starts; 19 tackles (5 solo) and 1.5 tackles for loss.

TRUE FRESHMAN (2022): Played in 4 games.

- Redshirted.

HIGH SCHOOL (EAST ORANGE CAMPUS HS - EAST ORANGE, N.J.):

SENIOR (2021): 118 tackles, 32 tackles for loss, 1 interception and 2 forced fumbles.

- Led his team to the state title.

OFF THE FIELD

PERSONAL:

- **MAJOR:** Communications.

KYLE LOUIS'S COLLEGE STATISTICS

				TACKLES					INTERCEPTIONS					FUMBLES		
YEAR	TEAM	GP	GS	TK	S	A	TFL	SK	NO	YDS	LG	TD	PD	FF	FR	YDS
2022	Pittsburgh	4	0	0	0	0	0.0	0.0	0.0	0	0	-	0	0	0	0
2023	Pittsburgh	9	2	19	5	14	1.5	0.0	0.0	0	0	-	0	0	0	0
2024	Pittsburgh	13	13	101	45	56	15.5	7.0	7.0	4	68	59t	1	7	1	0
2025	Pittsburgh	11	11	81	43	38	8.5	3.0	3.0	2	21	21	0	5	1	2
COLLEGE TOTALS		37	26	201	93	108	25.5	25.5	10.0	6	89	59T	1	12	2	2

4 JASON MARSHALL JR.

CB | 6'0" | 204 | FLORIDA '25

NFL EXP. 2 | DOLPHINS EXP. 2 | BORN 09/06/02 | ACQUIRED D5B, '25

HOMETOWN MIAMI, FLA.

NFL CAREER

TRANSACTIONS:

- 5th-round pick (150th overall) by Miami in the 2025 NFL Draft.

CAREER HIGHLIGHTS:

- Played in 12 career games with 1 start.
- 20 tackles (13 solo), 1 interception and 4 passes defensed.
- 3 special teams tackles (1 solo).

2025 (MIAMI):

- Played in 12 games with 1 start.
- Missed 5 games after being placed on injured reserve on Sept. 29 and activated on Oct. 30.
- 20 tackles (13 solo), 1 interception and 4 passes defensed.
- 3 special teams tackles (1 solo).

AT INDIANAPOLIS (9/7): 2 tackles (1 solo).

- Made his NFL debut.

VS. BUFFALO (11/9): 4 tackles (3 solo) and 1 pass defensed.

VS. CINCINNATI (12/21): 4 tackles (3 solo); 1 assisted special teams tackle.

- Made his 1st career start.

VS. TAMPA BAY (12/28): 5 tackles (3 solo), 1 interception and 2 passes defensed; 2 special teams tackles (1 solo).

- Intercepted QB Baker Mayfield and returned it 25 yards to the Miami 40-yard line with 6:13 remaining in the 2nd quarter.
- It was his 1st career interception.

AT NEW ENGLAND (1/4): 1 assisted tackle.

- Recovered the 38-yard blocked field goal by DT Zach Sieler and returned it to the New England 40-yard line with 1:42 remaining in the game.

BEFORE THE NFL

COLLEGE (FLORIDA):

- 4-year starter (2021-24).
- Two-time SEC Academic Honor Roll (2022, 2024).

CAREER: Played in 45 games with 39 starts; 98 tackles (68 solo), 1.0 sack, 7.5 tackles for loss, 2 interceptions, 25 passes defensed and 1 forced fumble.

SENIOR (2024): Started 7 games; 20 tackles (13 solo), 1.5 tackles for loss, 4 passes defensed and 1 forced fumble.

JUNIOR (2023): Started all 12 games; 26 tackles (20 solo), 1.0 sack, 3.0 tackles for loss and 10 passes defensed.

- Led the team in passes defensed.

SOPHOMORE (2022): Started all 13 games; 29 tackles (20 solo), 1.0 tackle for loss, 1 interception and 8 passes defensed.

TRUE FRESHMAN (2021): Played in all 13 games with 7 starts; 23 tackles (15 solo), 2.0 tackles for loss, 1 interception and 3 passes defensed.

HIGH SCHOOL (MIAMI PALMETTO SENIOR HS – MIAMI, FLA.):

- Played wide receiver and defensive back.
- Also played basketball.

SENIOR (2020):

- Helped his team to a state semifinal appearance.
- 1st-team all-state.

JUNIOR (2019):

- Helped his team to a 10-2 record.

OFF THE FIELD

COMMUNITY:

2025:

- Served members of the South Florida community through team events & initiatives around Thanksgiving & the holidays, sharing fellowship, meals & gifts with families from local community organizations.
- Participated in the month-long Jason Jenkins Days of Service initiative, volunteering at Feeding South Florida to inspect, sort and package food and produce for families facing food insecurity.

PERSONAL:

- **MAJOR:** Education sciences.

JASON MARSHALL JR.'S NFL REGULAR SEASON DEFENSIVE STATISTICS

				TACKLES								INTERCEPTIONS					O. FUMB				ST					MISC	
YEAR	TEAM	GP	GS	TK	S	A	TFL	YDS	SK	YDS	QBH	NO	YDS	LG	TD	PD	FF	FR	TD	YDS	TK	S	A	FF	FR	S	A
2025	Miami	12	1	20	13	7	1	1	0.0	0.0	1	1	24	24	0	4	0	0	0	0	3	1	2	0	0	0	0
NFL TOTALS		12	1	20	13	7	1	1	0.0	0.0	1	1	24	24	0	4	0	0	0	0	3	1	2	0	0	0	0

SINGLE-GAME HIGHS: DEFENSIVE

Total Tackles	5 vs. Tampa Bay, Dec 28, 2025
Solo Tackles	3 vs. Tampa Bay, Dec 28, 2025 ...2 more at 3.
Passes Defensed	2 vs. Tampa Bay, Dec 28, 2025
Tackles For Loss	1 vs. Tampa Bay, Dec 28, 2025
Interception Return Yards	24 vs. Tampa Bay, Dec 28, 2025
Special Teams Tackles	2 vs. Tampa Bay, Dec 28, 2025

14 KYLE MCCORD

QB | 6'3" | 218 | SYRACUSE '25

NFL EXP. 1 | DOLPHINS EXP. 1 | BORN 09/19/02 | ACQUIRED T, '26 (GB)

HOMETOWN MOUNT LAUREL, N.J.

NFL CAREER

TRANSACTIONS:

- Traded from Green Bay to Miami on Aug. 30, 2026.
- Signed a reserve/future contract with Green Bay on Jan. 20, 2026.
- Signed to Philadelphia's practice squad on Aug. 27, 2025.
- Waived by Philadelphia on Aug. 25, 2025.
- 6th-round-pick (181st overall) by Philadelphia in the 2025 NFL Draft.

2026 (GREEN BAY/MIAMI):

- Traded to Miami on Aug. 30, 2026.
- Spent the offseason and training camp with Green Bay.

2025 (PHILADELPHIA):

- Spent the entire season on Philadelphia's practice squad.

BEFORE THE NFL

COLLEGE (SYRACUSE):

- 4-year letterman (2021-24) and 2-year starter.
- Transferred to Syracuse from Ohio State following the 2023 season.

CAREER: Played in in 37 games with 26 starts; 661-of-998 passing (66.2 pct.) for 8,555 yards and 61 TDs; 111 carries for -142 yards (-1.3 avg). and 3 TDs.

SENIOR (2024 AT SYRACUSE): Started all 13 games; 391-of-592 passing (66.0 pct.) for 4,779 yards and 34 TDs; 67 carries for -65 yards (-1.0 avg.) and 3 TDs.

- 2nd-team All-ACC.
- Finished 10th in Heisman Trophy voting, becoming the first Syracuse player to finish in the top 10 in Heisman voting since Dwight Freeney was 9th in 2001.
- His 4,779 passing yards led the FBS and set an ACC single-season record.
- Set several Syracuse single-season records, including completions (391), pass attempts (592), passing yards (4,779) and TD passes (34).
- Helped the Orange to victory in the Holiday Bowl and the program's first 10-win season since 2018.

JUNIOR (2023 AT OHIO STATE): Started 12 games; 229-of-348 passing (65.8 pct.) for 3,170 yards and 24 TDs.

- 3rd-team All-Big Ten.
- Helped the Buckeyes to an 11-1 regular season record.

SOPHOMORE (2022 AT OHIO STATE): Played in 7 games; 16-of-20 passing (80.0 pct.) for 190 yards and 1 TD.

TRUE FRESHMAN (2021 AT OHIO STATE): Played in 5 games with 1 start; 25-of-38 passing (65.8 pct.) for 416 yards and 2 TDs.

HIGH SCHOOL (ST. JOSEPH'S PREP – PHILADELPHIA, PA.):

- Led his team to three consecutive state championships (2018-20).
- Set city and league records for career passing yards (6,887) and touchdown passes (88).

SENIOR (2020): 1,582 passing yards and 21 TDs.

JUNIOR (2019): 2,399 passing yards and 31 TDs.
SOPHOMORE (2018): 2,883 passing yards and 35 TDs.

OFF THE FIELD

PERSONAL:

- **MAJOR:** Communications and rhetorical studies.

KYLE MCCORD'S NFL REGULAR SEASON PASSING/RUSHING STATISTICS

				PASSING											RUSHING				
YEAR	TEAM	GP	GS	ATT.	CMP.	PCT.	YDS	AVG.	TD	INT.	LG	SK	LST	RATE	NO.	YDS.	AVG.	LG	TD
2025	Philadelphia	0	0	0	0	0.0	0	0.0	0	0	0	0	0	0.0	0	0	0.0	0	0
TOTALS		0	0	0	0	0.0	0	0.0	0	0	0	0	0	0.0	0	0	0.0	0	0

2025 GAME-BY-GAME REGULAR-SEASON STATISTICS (PHILADELPHIA)

			PASSING											RUSHING					
DATE	OPPONENT	P/S	ATT	CMP	YDS	PCT	Y/A	Y/C	TD	INT	LG	SK/YD	RATE	ATT	YDS	LG	TD	W/L	SCORE
09/04	Dallas		PRACTICE SQUAD															W	24-20
09/14	at Kansas City		PRACTICE SQUAD															W	20-17
09/21	L.A. Rams		PRACTICE SQUAD															W	33-26
09/28	at Tampa Bay		PRACTICE SQUAD															W	31-25
10/05	Denver		PRACTICE SQUAD															L	17-21
10/09	at N.Y. Giants		PRACTICE SQUAD															L	17-34
10/19	at Minnesota		PRACTICE SQUAD															W	28-22
10/26	N.Y. Giants		PRACTICE SQUAD															W	38-20
11/10	at Green Bay		PRACTICE SQUAD															W	10-7
11/16	Detroit		PRACTICE SQUAD															W	16-9
11/23	at Dallas		PRACTICE SQUAD															L	21-24
11/28	Chicago		PRACTICE SQUAD															L	15-24
12/08	at L.A. Chargers		PRACTICE SQUAD															L	19-22+
12/14	Las Vegas		PRACTICE SQUAD															W	31-0
12/20	at Washington		PRACTICE SQUAD															W	29-18
12/28	at Buffalo		PRACTICE SQUAD															W	13-12
01/04	Washington		PRACTICE SQUAD															L	17-24
2025 TOTALS		0-0	0	0	0	0.0	0.0	0.0	0	0	0	0/0	0.0	0	0	0	0	11-6	

+ - Overtime

60 ANDREW MEYER

C | 6'3" | 290 | UTEP '24

NFL EXP. 3 | DOLPHINS EXP. 3 | BORN 01/14/00 | ACQUIRED FA, '24

HOMETOWN SAN MARCOS, CALIF.

NFL CAREER

TRANSACTIONS:

- Signed by Miami as an undrafted college free agent on May 10, 2024.

CAREER HIGHLIGHTS:

- Started 1 game at center.

2025 (MIAMI):

- Started 1 game at center.
- Dressed but did not play in 1 game.
- Missed 15 games after being placed on injured reserve on Aug. 26 and activated on Dec. 27.

VS. TAMPA BAY (12/28): Played but did not record any stats.

- Made his NFL debut and 1st career start.

2024 (MIAMI):

- Dressed but did not play in 3 games.
- Inactive for 14 games.

BEFORE THE NFL

COLLEGE (UTEP):

CAREER: Played in 55 games with 43 starts.

GRADUATE (2023): Started all 12 games.

- 1st-team All-Conference USA.

SENIOR (2022): Played in 12 games with 11 starts.

JUNIOR (2021): Started all 12 games.

- All-Conference USA Honorable Mention.

SOPHOMORE (2020): Started all 8 games.

- All-Conference USA Honorable Mention.

REDSHIRT FRESHMAN (2019): Played in 11 games.

- Redshirted in 2018.

HIGH SCHOOL (SAN MARCOS HS – SAN MARCOS, CALIF.):

- Played offensive and defensive line.

OFF THE FIELD

COMMUNITY:

2024:

- Along with the 2024 rookie class, provided holiday gifts for local families in need, selected through Neighbors 4 Neighbors.

PERSONAL:

- **GRADUATE DEGREE:** Leadership studies.
- **MAJOR:** History.

ANDREW MEYER'S NFL REGULAR SEASON STATISTICS

YEAR	TEAM	GP	GS
2024	Miami	0	0
2025	Miami	1	1
NFL TOTALS		1	1

84 RYAN MILLER

WR | 6'2" | 221 | FURMAN '23

NFL EXP. 3 | DOLPHINS EXP. 1 | BORN 02/20/00 | ACQUIRED WAI., '26 (NYG)

HOMETOWN JACKSON, TENN.

NFL CAREER

TRANSACTIONS:

- Awarded off waivers to Miami on Aug. 25, 2026
- Waived by the N.Y. Giants on Aug. 24, 2026
- Awarded off waivers to the N.Y. Giants Dec. 11, 2025.
- Waived by Tampa Bay on Dec. 10, 2025.
- Signed to Tampa Bay's active roster on Oct. 23, 2024.
- Signed to Tampa Bay's practice squad on Oct. 14, 2024.
- Signed to Tampa Bay's active roster on Oct. 12, 2024.
- Signed to Tampa Bay's practice squad on Aug. 29, 2024.
- Waived by Tampa Bay on Aug. 27, 2024.
- Signed by Tampa Bay on Jan. 23, 2024.
- Signed to Tampa Bay's practice squad on Aug. 30, 2023.
- Waived by Tampa Bay on Aug. 29, 2023.
- Signed by Tampa Bay as an undrafted college free agent on May 12, 2023.

CAREER HIGHLIGHTS:

- Played in 25 career games with 6 starts.
- 14 receptions for 162 yards (11.6 avg.) and 3 TDs.

2025 (TAMPA BAY/N.Y. GIANTS):

- Dressed but did not play in 1 game with the N.Y. Giants.
- Inactive for 3 games with the N.Y. Giants.
- Played in 13 games with 3 starts with Tampa Bay.
- 2 receptions for 34 yards (17.0 avg.) and 1 TD.

AT HOUSTON (9/15): 1 reception for 20 yards and 1 TD with Tampa Bay.

- Caught a 20-yard TD pass from QB Baker Mayfield in the 1st quarter.

AT DETROIT (10/20): 1 reception for 14 yards.

2024 (TAMPA BAY):

- Played in 11 games with 3 starts.
- Spent 6 games on the practice squad.
- 12 receptions for 128 yards (10.7 avg.) and 2 TDs.

VS. ATLANTA (10/27): 3 receptions for 19 yards (6.3 avg.).

- Made first career NFL start.

AT KANSAS CITY (11/4): 1 reception for 1 yard and 1 TD.

- Caught a 1-yard TD pass from QB Baker Mayfield to send the game to overtime.

AT DALLAS (12/22): 2 receptions for 17 yards (8.5 avg.) and 1 TD.

- Caught a 13-yard TD pass from QB Baker Mayfield to cap a 9-play, 87-yard drive in the 4th quarter.

POSTSEASON:

NFC WILD CARD VS. WASHINGTON (1/12): Played but did not record any stats.

2023 (TAMPA BAY):

- Played in 1 game.
- Spent 16 games on the practice squad.

VS. CAROLINA (12/3): Played but did not record any stats.

- Made his NFL debut.

BEFORE THE NFL

COLLEGE (FURMAN):

- 5-year letterman (2018-22) and 4-year starter.

CAREER: Played in 53 games with 42 starts; 151 receptions for 2,146 yards (14.2 avg.) and 28 TDs, 3 carries for 20 yards (6.7 avg.)

FIFTH YEAR (2022): Started all 13 games; 72 receptions for 762 yards (10.6 avg.) and 12 TDs.

SENIOR (2021): Started in 11 games; 43 receptions for 749 yards (17.4 avg.) and 7 TDs.

JUNIOR (2020): Played in 7 games with 6 starts; 15 receptions for 254 yards (16.9 avg.) and 6 TDs.

SOPHOMORE (2019): Played in 13 games with 11 starts; 11 receptions for 237 yards (21.5 avg.) and 3 TDs.

TRUE FRESHMAN (2018): Played in 9 games with 1 start; 10 receptions for 144 yards (14.4 avg.).

HIGH SCHOOL (UNIVERSITY SCHOOL JACKSON - JACKSON, TENN):

- Played basketball and ran track.
- Played the trombone in the high school band.

RYAN MILLER'S NFL REGULAR SEASON RUSHING/RECEIVING STATISTICS

				RECEIVING					RUSHING				
YEAR	TEAM	GP	GS	NO.	YDS.	AVG.	LG	TD	NO.	YDS.	AVG.	LG	TD
2023	Tampa Bay	1	0	0	0	0.0	0	0	0	0	0.0	0	0
2024	Tampa Bay	11	3	12	128	10.7	39	2	0	0	0.0	0	0
2025	Tampa Bay	13	3	2	34	17.0	20t	1	0	0	0.0	0	0
2025	N.Y. Giants	0	0	0	0	0.0	0	0	0	0	0.0	0	0
2025	TOTAL	13	3	2	34	17.0	20t	1	0	0	0.0	0	0
NFL TOTALS		25	6	14	162	11.6	39	3	0	0	0.0	0	0

RYAN MILLER'S NFL POSTSEASON RUSHING/RECEIVING STATISTICS

				RECEIVING					RUSHING				
YEAR	TEAM	GP	GS	NO.	YDS.	AVG.	LG	TD	NO.	YDS.	AVG.	LG	TD
2023	Tampa Bay	0	0	0	0	0.0	0	0	0	0	0.0	0	0
2024	Tampa Bay	1	0	0	0	0.0	0	0	0	0	0.0	0	0
NFL TOTALS		1	0	0	0	0.0	0	0	0	0	0.0	0	0

2023 GXG REGULAR-SEASON (TAMPA BAY)

			RECEIVING					RUSHING						
DATE	OPPONENT	P/S	NO.	YDS.	AVG.	LG	TD	NO.	YDS.	AVG.	LG	TD	W/L	SCORE
09/10	at Minnesota					PRACTICE SQUAD							W	20-17
09/17	Chicago					PRACTICE SQUAD							W	27-17
09/25	Philadelphia					PRACTICE SQUAD							L	11-25
10/01	at New Orleans					PRACTICE SQUAD							W	26-9
10/15	Detroit					PRACTICE SQUAD							L	6-20
10/22	Atlanta					PRACTICE SQUAD							L	13-16
10/26	at Buffalo					PRACTICE SQUAD							L	18-24
11/05	at Houston					PRACTICE SQUAD							L	37-39
11/12	Tennessee					PRACTICE SQUAD							W	20-6
11/19	at San Francisco					PRACTICE SQUAD							L	14-27
11/26	at Indianapolis					PRACTICE SQUAD							L	20-27
12/03	Carolina					PRACTICE SQUAD							W	21-18
12/10	at Atlanta					PRACTICE SQUAD							W	29-25
12/17	at Green Bay					PRACTICE SQUAD							W	34-20
12/24	Jacksonville					PRACTICE SQUAD							W	30-12
12/31	New Orleans					PRACTICE SQUAD							L	13-23
01/07	at Carolina					PRACTICE SQUAD							W	9-0
2023 TOTALS		0-0	0	0	0.0	0	0	0	0	0.0	0	0	9-8	

2024 GXG REGULAR-SEASON (TAMPA BAY)

			RECEIVING					RUSHING						
DATE	OPPONENT	P/S	NO.	YDS.	AVG.	LG	TD	NO.	YDS.	AVG.	LG	TD	W/L	SCORE
09/08	Washington					PRACTICE SQUAD							W	37-20
09/15	at Detroit					PRACTICE SQUAD							W	20-16
09/22	Denver					PRACTICE SQUAD							L	7-26
09/29	Philadelphia					PRACTICE SQUAD							W	33-16
10/03	at Atlanta					PRACTICE SQUAD							L	30-36+
10/13	at New Orleans	P	1	39	39.0	39	0	0	0	0.0	0	0	W	51-27
10/21	Baltimore					PRACTICE SQUAD							L	31-41
10/27	Atlanta	S	3	19	6.3	7	0	0	0	0.0	0	0	L	26-31
11/04	at Kansas City	S	1	1	1.0	1t	1	0	0	0.0	0	0	L	24-30+
11/10	San Francisco	S	1	11	11.0	11	0	0	0	0.0	0	0	L	20-23
11/24	at N.Y. Giants	P	1	14	14.0	14	0	0	0	0.0	0	0	W	30-7
12/01	at Carolina	P	0	0	0.0	0	0	0	0	0.0	0	0	W	26-23+
12/08	Las Vegas	P	0	0	0.0	0	0	0	0	0.0	0	0	W	28-13
12/15	at L.A. Chargers	P	1	1	1.0	1	0	0	0	0.0	0	0	W	40-17
12/22	at Dallas	P	2	17	8.5	13t	1	0	0	0.0	0	0	L	24-26
12/29	Carolina	P	2	26	13.0	23	0	0	0	0.0	0	0	W	48-14
01/05	New Orleans	P	0	0	0.0	0	0	0	0	0.0	0	0	W	27-19
2024 TOTALS		11-3	12	128	10.7	39	2	0	0	0.0	0	0	10-7	

+ - Overtime

2025 GXG REGULAR-SEASON (TAMPA BAY/N.Y. GIANTS)

			RECEIVING					RUSHING						
DATE	OPPONENT	P/S	NO.	YDS.	AVG.	LG	TD	NO.	YDS.	AVG.	LG	TD	W/L	SCORE
09/07	at Atlanta	P	0	0	0.0	0	0	0	0	0.0	0	0	W	23-20
09/15	at Houston	P	1	20	20.0	20t	1	0	0	0.0	0	0	W	20-19
09/21	N.Y. Jets	S	0	0	0.0	0	0	0	0	0.0	0	0	W	29-27
09/28	Philadelphia	P	0	0	0.0	0	0	0	0	0.0	0	0	L	25-31
10/05	at Seattle	S	0	0	0.0	0	0	0	0	0.0	0	0	W	38-35
10/12	San Francisco	P	0	0	0.0	0	0	0	0	0.0	0	0	W	30-19
10/20	at Detroit	S	1	14	14.0	14	0	0	0	0.0	0	0	L	9-24
10/26	at New Orleans	P	0	0	0.0	0	0	0	0	0.0	0	0	W	23-3
11/09	New England	P	0	0	0.0	0	0	0	0	0.0	0	0	L	23-28
11/16	at Buffalo	P	0	0	0.0	0	0	0	0	0.0	0	0	L	32-44
11/23	at L.A. Rams	P	0	0	0.0	0	0	0	0	0.0	0	0	L	7-34
11/30	Arizona	P	0	0	0.0	0	0	0	0	0.0	0	0	W	20-17
12/07	New Orleans	P	0	0	0.0	0	0	0	0	0.0	0	0	L	20-24
			Went from **Tampa Bay** to **N.Y. Giants**.											
12/14	Washington					INACTIVE							L	21-29
12/21	Minnesota					INACTIVE							L	13-16
12/28	at Las Vegas					DID NOT PLAY							W	34-10
01/04	Dallas					INACTIVE							W	34-17
2025 TOTALS		13-3	2	34	17.0	20t	1	0	0	0.0	0	0	9-8	

47 RILEY PATTERSON

K | 6'0" | 196 | MEMPHIS '21

NFL EXP. 6 | DOLPHINS EXP. 2 | BORN 09/07/99 | ACQUIRED FA, '25

HOMETOWN EDWARDSVILLE, ILL.

NFL CAREER

TRANSACTIONS:

- Signed to Miami's active roster on Sept. 30, 2025.
- Signed to Miami's practice squad on Aug. 27, 2025.
- Signed to Atlanta's active roster on Dec. 18, 2024.
- Signed to Cleveland's practice squad on Dec. 10, 2024.
- Released by Atlanta on Dec. 3, 2024.
- Signed to Atlanta's practice squad on Nov. 29, 2024.
- Released by the N.Y. Jets on Nov. 8, 2024.
- Signed to the N.Y. Jets' active roster on Oct. 31, 2024.
- Signed to the N.Y. Jets' practice squad on Oct. 30, 2024.
- Released by Washington on Aug. 22, 2024.
- Awarded off waivers to Washington on July 31, 2024.
- Waived by Jacksonville on July 30, 2024.
- Signed to a reserve/future contract with Jacksonville on Feb. 5, 2024.
- Signed to Cleveland's practice squad on Dec. 25, 2023.
- Waived by Detroit on Dec. 19, 2023.
- Traded from Jacksonville to Detroit on May 25, 2023.
- Awarded off waivers to Jacksonville on Aug. 31, 2022.
- Waived by Detroit on Aug. 30, 2022.
- Signed to Detroit's active roster on Nov. 15, 2021.
- Signed to New England's practice squad on Oct. 18, 2021.
- Waived by Minnesota on Aug. 24, 2021.
- Signed by Minnesota as an undrafted college free agent on May 5, 2021.

CAREER HIGHLIGHTS:

- Played in 61 career games.
- 90-of-103 field goals (87.4 pct.); 143-of-148 extra points (96.6 pct.).
- 4 special teams tackles (3 solo).
- Appeared in 3 postseason games.
- His 93.1 field goal percentage in 2025 was the best in Dolphins history:

DOLPHINS SINGLE-SEASON FG% LEADERS

	PLAYER	YEAR	FGM	FGA	PCT.
1.	RILEY PATTERSON	2025	27	29	93.1
2.	Jason Sanders	2020	36	39	92.3
3.	Jay Feely	2007	21	23	91.3
	Cody Parkey	2017	21	23	91.3
5.	Olindo Mare	2001	19	21	90.5

2025 (MIAMI):

- Played in all 17 games.
- 27-of-29 field goals (93.1 pct.); 34-of-35 extra points (97.1 pct.).
- 4 special teams tackles (3 solo).
- His 93.1 field goal percentage was the best mark in franchise single-season history.

VS. N.Y. JETS (9/29): 2-of-2 field goals (100.0 pct.); 3-of-3 extra points (100.0 pct.).

- Made FGs from 47 and 36 yards.

AT ATLANTA (10/26): 2-for-2 field goals (100.0 pct.) and 4-for-4 extra points (100.0 pct.).

- Made FGs from 34 and 36 yards.

VS. WASHINGTON IN MADRID (11/16): 3-of-3 field goals (100.0 pct.); 1-of-1 extra points (100.0 pct.).

- Made FGs from 46, 39 and 29 yards.
- Made the 2nd game-winning kick of his career with a 29-yard field goal in overtime.

VS. NEW ORLEANS (11/30): 4-of-4 field goals (100.0 pct.), 1-of-1 extra points (100.0 pct.).

- Made FGs from 39, 25, 48 and 33 yards.

AT N.Y. JETS (12/7): 2-of-2 field goals (100.0 pct.), 4-of-4 extra points (100.0 pct.).

- Made FGs from 43 and 53 yards.

AT PITTSBURGH (12/15): 1-of-1 field goal (100.0 pct.).

- Made a 54-yard FG, setting a new career long.

2024 (N.Y. JETS/CLEVELAND/ATLANTA):

- Played in 3 games with Atlanta.
- Inactive for 1 game with Atlanta.
- Spent 1 game on Atlanta's practice squad.
- 4-of-7 field goals (57.1 pct.); 12-of-12 extra points (100.0 pct.) with Atlanta.
- Played in 1 game with Cleveland.
- 1-of-1 extra point (100.0 pct.) with Cleveland.
- Played in 1 game with the N.Y. Jets.
- 3-of-3 extra points (100.0 pct.) with the N.Y. Jets.

2023 (DETROIT/CLEVELAND):

- Played in 2 games with Cleveland.
- 1-of-1 field goal (100.0 pct.); 6-of-7 extra points (85.7 pct.) with Cleveland.
- Played in 13 games with Detroit.
- Inactive for 1 game with Detroit.
- 15-of-17 field goals (88.2 pct.); 35-of-37 extra points (94.6 avg.) with Detroit.

POSTSEASON:

AFC WILD CARD AT HOUSTON (1/13): 2-of-2 extra points (100.0 pct.).

2022 (JACKSONVILLE):

- Played in all 17 games.
- 30-of-35 field goals (85.7 pct.); 36-of-37 extra points (97.3 pct.).

POSTSEASON:

AFC WILD CARD VS. L.A. CHARGERS (1/14): 1-of-1 field goal (100.0 pct.); 2-of-2 extra points (100.0 pct.).

AFC DIVISIONAL WILD CARD AT KANSAS CITY (1/14): 1-of-1 field goal (100.0 pct.); 2-of-2 extra points (100.0 pct.).

2021 (NEW ENGLAND/DETROIT):

- Played in 7 games with Detroit.
- Inactive for 1 game with Detroit.
- 13-of-14 field goals (92.9 pct.) and 16-of-16 extra points (100.0 pct.) with Detroit.
- Spent 4 games on New England's practice squad.

BEFORE THE NFL

COLLEGE (MEMPHIS):

- 4-year letterman (2017-20).

CAREER: Played in 52 games; 64-of-83 field goals (77.1 pct.); 240-of-246 extra points (97.6 pct.).

SENIOR (2020): Played in all 11 games; 15-of-22 field goals; 36-of-37 extra points.

JUNIOR (2019): Played in 14 games; 23-of-25 field goals; 65-of-66 extra points.

SOPHOMORE (2018): Played in 14 games; 15-of-20 field goals; 76-of-79 extra points.

TRUE FRESHMAN (2017): Played in 13 games; 11-of-16 field goals; 63-of-64 extra points.

HIGH SCHOOL (EDWARDSVILLE HS - EDWARDSVILLE, ILL.):

- Played both kicker and punter.
- 13-of-17 field goals; 81-of-91 extra points.

OFF THE FIELD

COMMUNITY:

2025:

- Served members of the South Florida community through team events and initiatives around Thanksgiving and the holidays, sharing fellowship, meals and gifts with families from local community organizations.

RILEY PATTERSON'S NFL REGULAR SEASON KICKING STATISTICS

YEAR	TEAM	GP	FGM	FGA	PCT.	LG	XP	XPA	PCT.	BLK	PTS
2021	New England	0	0	0	0.0	0	0	0	0.0	0	0
2021	Detroit	7	13	14	92.9	49	16	16	100.0	0	55
2021	TOTAL	7	13	14	92.9	49	16	16	100.0	0	55
2022	Jacksonville	17	30	35	85.7	53	36	37	97.3	0	126
2023	Detroit	13	15	17	88.2	52	35	37	94.6	0	80
2023	Cleveland	2	1	1	100.0	33	6	7	85.7	0	9
2023	TOTAL	15	16	18	88.9	52	41	44	93.2	0	89
2024	N.Y. Jets	1	0	0	0.0	0	3	3	100.0	0	3
2024	Atlanta	3	4	7	57.1	52	12	12	100.0	0	24
2024	Cleveland	1	0	0	0.0	0	1	1	100.0	0	1
2024	TOTAL	5	4	7	57.1	52	16	16	100.0	0	28
2025	Miami	17	27	29	93.1	54	34	35	97.1	0	115
NFL TOTALS		61	90	103	87.4	54	143	148	96.6	0	413

RILEY PATTERSON'S NFL POSTSEASON KICKING STATISTICS

YEAR	TEAM	GP	FGM	FGA	PCT.	LG	XP	XPA	PCT.	BLK	PTS
2022	Jacksonville	2	3	3	100.0	48	4	4	100.0	0	13
2023	Cleveland	1	0	0	0.0	0	2	2	100.0	0	2
NFL TOTALS		3	3	3	100.0	48	6	6	100.0	0	15

RILEY PATTERSON'S NFL REGULAR SEASON FIELD-GOAL ACCURACY STATISTICS

YEAR	TEAM	1-19	PCT.	20-29	PCT.	30-39	PCT.	40-49	PCT.	50+	PCT.
2021	New England	0-0	0.0	0-0	0.0	0-0	0.0	0-0	0.0	0-0	0.0
2021	Detroit	0-0	0.0	3-3	100.0	6-6	100.0	4-4	100.0	0-1	0.0
2021	TOTAL	0-0	0.0	3-3	100.0	6-6	100.0	4-4	100.0	0-1	0.0
2022	Jacksonville	0-0	0.0	8-8	100.0	10-11	90.9	10-13	76.9	2-3	66.7
2023	Detroit	0-0	0.0	2-3	66.7	10-10	100.0	2-2	100.0	1-2	50.0
2023	Cleveland	0-0	0.0	0-0	0.0	1-1	100.0	0-0	0.0	0-0	0.0
2023	TOTAL	0-0	0.0	2-3	66.7	11-11	100.0	2-2	100.0	1-2	50.0
2024	N.Y. Jets	0-0	0.0	0-0	0.0	0-0	0.0	0-0	0.0	0-0	0.0
2024	Atlanta	0-0	0.0	0-0	0.0	3-3	100.0	0-1	0.0	1-3	33.3
2024	Cleveland	0-0	0.0	0-0	0.0	0-0	0.0	0-0	0.0	0-0	0.0
2024	TOTAL	0-0	0.0	0-0	0.0	3-3	100.0	0-1	0.0	1-3	33.3
2025	Miami	0-0	0.0	5-5	100.0	8-9	88.9	11-11	100.0	3-4	75.0
NFL TOTALS		0-0	0.0	18-19	94.7	38-40	95.0	27-31	87.1	7-13	53.8

SINGLE-GAME HIGHS: KICKER

Field Goals Made	4 vs. New Orleans, Nov 30, 2025 ...2 more at 4.
Field Goal Attempts	5 vs. Las Vegas, Oct 30, 2023 ...1 more at 5.
Longest Field Goals Made	54 at Pittsburgh, Dec 15, 2025
Longest Field Goal Attempts	57 vs. L.A. Chargers, Oct 12, 2025
PATs Made	6 vs. Carolina, Oct 08, 2023
PAT Attempts	6 vs. Carolina, Oct 08, 2023
Points	14 vs. Las Vegas, Oct 30, 2023
Special Teams Tackles	1 vs. L.A. Chargers, Oct 12, 2025 ...1 more at 1.
Kickoff Average	65.2 vs. Dallas, Dec 18, 2022
Extra Point Attempt Percentage	100.0 vs. Carolina, Jan 05, 2025 ...2 more at 100.0.
Field Goal Percentage	100.0 vs. New Orleans, Nov 30, 2025
Touchbacks	6 at L.A. Chargers, Sep 25, 2022

52 PATRICK PAUL

T | 6'7" | 325 | HOUSTON '24

NFL EXP. 3 | DOLPHINS EXP. 3 | BORN 11/01/01 | ACQUIRED D2, '24

HOMETOWN HOUSTON, TEXAS

NFL CAREER

TRANSACTIONS:

- 2nd-round pick (55th overall) by Miami in the 2024 NFL Draft.

CAREER HIGHLIGHTS:

- Played in 34 career games with 20 starts – 19 at left tackle and 1 at right tackle.
- 1 miscellaneous fumble recovery.
- Serves as a team captain in 2026.

2026 (MIAMI):

- Serves as team captain.

2025 (MIAMI):

- Started all 17 games at left tackle.
- 1 miscellaneous fumble recovery.

AT INDIANAPOLIS (9/7): Started at left tackle.

VS. N.Y. JETS (9/29): Started at left tackle.

- Helped the Dolphins total 300 yards of offense including 123 rushing yards, while not allowing QB Tua Tagovailoa to get sacked.

AT ATLANTA (10/26): Started at left tackle.

- Helped the offense total 338 yards, including 141 rushing yards, and 34 points.

VS. BUFFALO (11/9): Started at left tackle.

- Helped Miami total 30 points and 370 yards of offense including 197 rushing, while not allowing QB Tua Tagovailoa to get sacked.

AT N.Y. JETS (12/7): Started at left tackle.

- Helped the offense total 34 points and 239 rushing yards, marking the 4th-straight game of 150+ rushing yards.

2024 (MIAMI):

- Played in all 17 games with 3 starts – 2 at left tackle and 1 at right tackle.

VS. JACKSONVILLE (9/8): Played but did not record any stats.

- Made his NFL debut.

VS. TENNESSE (9/30): Started at left tackle.

- Made his 1st career start.

VS. N.Y. JETS (12/8): Played 67 snaps at left tackle.

- Helped the offense total 375 yards and 32 points while not surrendering a sack or quarterback hit.

BEFORE THE NFL

COLLEGE (HOUSTON):

- 3-year starter (2021-23).

CAREER: Started all 44 games at left tackle.

JUNIOR (2023): Started all 12 games.

- 1st-team All-Big 12.
- Served as team captain.

SOPHOMORE (2022): Started all 13 games.

- 1st-team All-American Athletic Conference
- Served as team captain.

REDSHIRT FRESHMAN (2021): Started all 14 games.

- 1st-team All-American Athletic Conference.

REDSHIRT FRESHMAN (2020): Started 2 games.

- Retained a year of eligibility due to the COVID-19 pandemic.

TRUE FRESHMAN (2019): Started 3 games.

HIGH SCHOOL (JERSEY VILLAGE HS – HOUSTON, TEXAS):

- Played offensive and defensive line.
- Also participated in track and field.

OFF THE FIELD

COMMUNITY:

2026:

- Participated in the 39-mile ride at DCC XVI, helping raise funds for cancer research.

2025:

- Joined the Dolphins Cancer Challenge executive board.
- Participated in the 13-mile ride at DCC XV, helping raise funds for cancer research.

2024:

- Along with the 2024 rookie class, provided holiday gifts for local families in need, selected through Neighbors 4 Neighbors.

PERSONAL:

- His brother, Chris Paul, is a guard for the Washington Commanders.
- **MAJOR:** Retailing & consumer science.

PATRICK PAUL'S NFL REGULAR SEASON STATISTICS

YEAR	TEAM	GP	GS
2024	Miami	17	3
2025	Miami	17	17
NFL TOTALS		34	20

94 JORDAN PHILLIPS

DL | 6'3" | 324 | MARYLAND '25

NFL EXP. 2 | DOLPHINS EXP. 2 | BORN 06/30/04 | ACQUIRED D5A, '25

HOMETOWN OCOEE, FLA.

NFL CAREER

TRANSACTIONS:

- 5th-round pick (143rd overall) by Miami in the 2025 NFL Draft.

CAREER HIGHLIGHTS:

- Played in 17 career games with 16 starts.
- 34 tackles (8 solo).

2025 (MIAMI):

- Played in all 17 games with 16 starts.
- 34 tackles (8 solo).

AT INDIANAPOLIS (9/7): 5 tackles (2 solo).

- Made his NFL debut.

VS. BUFFALO (11/9): 3 tackles (2 solo).

VS. NEW ORLEANS (11/30): 4 assisted tackles.

AT NEW ENGLAND (1/4): 5 assisted tackles.

BEFORE THE NFL

COLLEGE (MARYLAND):

- 2-year letterman (2023-24) and 2-year starter.
- Transferred from Tennessee to Maryland following the 2022 season.
- Recipient of the Pat Tillman Award at the 2025 East-West Shrine Bowl, given to a player who exemplifies character, intelligence, sportsmanship and service.

CAREER: Played in 28 games with 23 starts; 58 tackles (31 solo) and 2.5 tackles for loss.

REDSHIRT SOPHOMORE (2024 AT MARYLAND): Started in all 12 games; 29 tackles (17 solo) and 1.0 tackle for loss.

REDSHIRT FRESHMAN (2023 AT MARYLAND): Played in all 13 games with 11 starts; 28 tackles (14 solo) and 1.5 tackles for loss.

- Helped his team to an 8-5 record and a Music City Bowl victory.

TRUE FRESHMAN (2022 AT TENNESSEE): Played in 3 games; 1 tackle.

HIGH SCHOOL (OCOEE HS – OCOEE, FLA.):

- Also competed in wrestling and weightlifting.

SENIOR (2021): 56 tackles, 11.5 sacks and 29.0 tackles for loss

JUNIOR (2020): 71 tackles, 5.0 sacks, 14.0 tackles for loss and 2 forced fumbles.

OFF THE FIELD

COMMUNITY:

2026:

- Provided backpacks and school supplies to students from the Boys & Girls Club of Lauderhill during training camp.
- Hosted a free youth football camp during the offseason with the Boys & Girls Club of Lauderhill.

2025:

- Along with the 2025 rookie class, provided holiday gifts for local families in need, selected through Neighbors 4 Neighbors.
- Served members of the South Florida community through team events and initiatives around Thanksgiving and the holidays, sharing fellowship, meals and gifts with families from local community organizations.

PERSONAL:

- **MAJOR:** Behavioral and social sciences.

JORDAN PHILLIPS' NFL REGULAR SEASON DEFENSIVE STATISTICS

				TACKLES								INTERCEPTIONS					O. FUMB				ST					MISC	
YEAR	TEAM	GP	GS	TK	S	A	TFL	YDS	SK	YDS	QBH	NO	YDS	LG	TD	PD	FF	FR	TD	YDS	TK	S	A	FF	FR	S	A
2025	Miami	17	16	34	8	26	1	1	0.0	0.0	1	0	0	0	0	0	0	0	0	0	0	0	0	0	0	0	0
NFL TOTALS		17	16	34	8	26	1	1	0.0	0.0	1	0	0	0	0	0	0	0	0	0	0	0	0	0	0	0	0

SINGLE-GAME HIGHS: DEFENSIVE

Total Tackles 5 at New England, Jan 04, 2026
...1 more at 5.

Solo Tackles 2 vs. Buffalo, Nov 09, 2025
...1 more at 2.

Tackles For Loss 1 vs. Washington, Nov 16, 2025

48 BRADLEY PINION

P | 6'5" | 250 | CLEMSON '15

NFL EXP. 12 | DOLPHINS EXP. 1 | BORN 06/01/94 | ACQUIRED UFA, '26 (ATL.)

HOMETOWN CONCORD, N.C.

NFL CAREER

TRANSACTIONS:

- Signed by Miami as an unrestricted free agent from Atlanta on March 20, 2026.
- Signed by Atlanta on June 30, 2022.
- Released by Tampa Bay on June 22, 2022.
- Signed by Tampa Bay as an unrestricted free agent from San Francisco on March 13, 2019.
- 5th-round (165th overall) by San Francisco in the 2015 NFL Draft.

CAREER HONORS:

- NFC Special Teams Player of the Week (vs. Dallas, 9/9/21).
- NFC Special Teams Player of the Week (vs. Oakland, 11/1/18).
- 2017 Walter Payton NFL Man of the Year nominee (San Francisco).

CAREER HIGHLIGHTS:

- Played in 179 career games.
- 750 punts for 33,393 yards (44.5 avg.) and a 40.0 net average.
- 8 special teams tackles (7 solo).
- Appeared in 6 postseason games with Tampa Bay.
- Won Super Bowl LV with Tampa Bay.
- His 34 punts inside the 20-yard line led the league in 2025:

2025 NFL PUNTS INSIDE THE 20 LEADERS

	PLAYER	TEAM	I20	AVG
1.	BRADLEY PINION	ATLANTA	34	53.1%
2.	Austin McNamara	N.Y. Jets	32	45.1%
3.	Tommy Townsend	Houston	30	41.7%
	Jeremy Crawshaw	Denver	30	40.0%
5.	Tress Way	Washington	29	51.8%
	Riley Dixon	Tampa Bay	29	44.6%

2025 (ATLANTA):

- Played in all 17 games.
- 64 punts for 2,889 yards (45.1 avg.) and a 40.6 net average.
- 1 solo special teams tackle.

VS. TAMPA BAY (9/7): 3 punts for 140 yards (46.7 avg.) and a 28.7 net average.

- Pinned 2-of-3 punts inside the 20.
- 1 solo special teams tackle.

AT INDIANAPOLIS (11/9): 6 punts for 263 yards (43.8 avg.) and a 38.5 net average.

- Pinned 4-of-6 punts inside the 20.

AT N.Y. JETS (11/30): 6 punts for 233 yards (38.8 avg.) and a 36.2 net average.

- Pinned a career-high 5-of-6 punts inside the 20.

2024 (ATLANTA):

- Played in all 17 games.
- 47 punts for 2,209 yards (47.0 avg.) and a 38.8 net average.
- 1 solo special teams tackle.

VS. KANSAS CITY (9/22): 3 punts for 162 yards (54.0 avg.) and a 43.3 net average.

VS. NEW ORLEANS (9/29): 3 punts for 123 yards (44.0 avg.) and a 38.3 net average.

- Pinned 2-of-3 punts inside the 20.

AT LAS VEGAS (12/16): 6 punts for 265 yards (44.2 avg.) and a 37.5 net average.

- Pinned 4-of-6 inside the 10.
- Was one of two players in 2024 to pin 4 punts inside the 10 in a single game.

2023 (ATLANTA):

- Played in all 17 games.
- 75 punts for 3,523 yards (47.0 avg.) and a 41.5 net average.

VS. CAROLINA (9/10): 7 punts for 337 yards (48.1 avg.) and a 46.1 net average.

- Pinned 3-of-7 punts inside the 20.

AT JACKSONVILLE (10/1): 5 punts for 271 yards (54.2 avg.) and a 50.8 net average.

- Pinned 3-of-5 punts inside the 20.

AT N.Y. JETS (12/3): 9 punts for 433 yards (48.1 avg.) and a 43.1 net average.

- Pinned 4-of-9 punts inside the 20.

2022 (ATLANTA):

- Played in all 17 games.
- 62 punts for 2,845 yards (45.9 avg.) and a 41.2 net average.

VS. SAN FRANCISCO (10/16): 5 punts for 215 yards (43.0 avg.) and a 36.0 net average.

- Pinned 3-of-5 punts inside the 20.

VS. PITTSBURGH (12/4): 3 punts for 137 yards (45.7 avg.) and a 45.3 net average.

- Pinned 3-of-3 punts inside the 20.

AT NEW ORLEANS (12/4): 5 punts for 208 yards (41.6 avg.) and a 41.4 net average.

- Pinned 3-of-5 punts inside the 20.

2021 (TAMPA BAY):

- Played in 15 games.
- Inactive for 1 game.
- Missed 1 game on the Reserve/COVID-19 list.
- 56 punts for 2,378 yards (42.5 avg.) and a 38.9 net average.

VS. DALLAS (9/9): 4 punts for 197 yards (49.3 avg.) and a 45.8 net average.

- Pinned 3-of-4 punts inside the 20.

VS. N.Y. GIANTS (11/22): 3 punts for 136 yards (45.3 avg.) and a 45.3 net average.

- Pinned 2-of-3 punts inside the 20.

POSTSEASON:

NFC WILD CARD VS. PHILDELPHIA (1/16): 7 punts for 341 yards (48.7 avg.) and a 43.7 net average.

NFC DIVISIONAL VS. L.A. RAMS (1/23): 4 punts for 212 yards (53.0 avg.) and a 33.0 net average.

HONORS:

- NFC Special Teams Player of the Week (vs. Dallas, 9/9).

2020 (TAMPA BAY):

- Played in all 16 games.
- 55 punts for 2,486 yards (45.2 avg.) and a 40.2 net average.
- 1 solo special teams tackle.

VS. L.A. CHARGERS (10/4): 3 punts for 171 yards (57.0 avg.) and a 53.7 net average.

- Pinned 2-of-3 punts inside the 20.

VS. NEW ORLEANS (11/8): 4 punts for 161 yards (40.3 avg.) and a 32.8 net average.

- Pinned 3-of-4 punts inside the 20.

AT ATLANTA (12/20): 5 punts for 209 yards (41.8 avg.) and a 41.0 net average.

- Pinned 3-of-5 punts inside the 20.

POSTSEASON:

NFC WILD CARD AT WASHINGTON (1/9): 3 punts for 127 yards (42.3 avg.) and a 42.3 net average.

- Pinned 2-of-3 punts inside the 20.

NFC DIVISIONAL AT NEW ORLEANS (1/17): 4 punts for 183 yards (45.8 avg.) and a 30.5 net average.

NFC CHAMPIONSHIP AT GREEN BAY (1/24): 2 punts for 80 yards (40.0 avg.) and a 40.0 net average.

- Pinned 2-of-2 punts inside the 20.

SUPER BOWL LV VS. KANSAS CITY (2/7): 4 punts for 150 yards (37.5 avg.) and a 37.5 net average.

2019 (TAMPA BAY):

- Played in all 16 games.
- 57 punts for 2,464 yards (43.2 avg.) and a 38.3 net average.
- 1 assisted special teams tackle.

AT CAROLINA (9/12): 6 punts for 295 yards (49.2 avg.) and a 42.7 net average.

VS. ARIZONA (11/20): 3 punts for 142 yards (47.3 avg.) and a 46.7 net average.

AT ATLANTA (11/24): 4 punts for 175 yards (43.8 avg.) and a 41.8 net average.

- Pinned 3-of-4 punts inside the 20.

2018 (SAN FRANCISCO):

- Played in all 16 games.
- 68 punts for 2,973 yards (43.7 avg.) and a 39.1 net average.
- 1 solo special teams tackle.

VS. DETROIT (9/16): 5 punts for 227 yards (45.4 avg.) and a 43.2 net average.

- Pinned 3-of-5 punts inside the 20.

VS. OAKLAND (11/1): 3 punts for 164 yards (54.7 avg.) and a 48.0 net average.

VS. CHICAGO (12/23): 4 punts for 181 yards (45.3 avg.) and a 45.3 net average.

HONORS:

- NFC Special Teams Player of the Week (vs. Oakland, 11/1).

2017 (SAN FRANCISCO):

- Played in all 16 games.
- 75 punts for 3,255 yards (43.4 avg.) and a 41.3 net average.

AT SEATTLE (9/17): 7 punts for 307 yards (43.9 avg.) and a 43.9 net average.

AT WASHINGTON (10/15): 6 punts for 254 yards (42.3 avg.) and a 41.3 net average.

AT HOUSTON (12/10): 5 punts for 207 yards (41.4 avg.) and a 40.8 net average.

- Pinned 4-of-5 punts inside the 20.

HONORS:

- Walter Payton NFL Man of the Year nominee (San Francisco).

2016 (SAN FRANCISCO):

- Played in all 16 games.
- 100 punts for 4,402 yards (44.0 avg.) and a 39.8 net average.
- 1 solo special teams tackle.

AT CAROLINA (9/18): 7 punts for 318 yards (45.4 avg.) and a 41.4 net average.

- Pinned 4-of-7 punts inside the 20.

VS. ARIZONA (10/6): 7 punts for 349 yards (49.9 avg.) and a 46.3 net average.

2015 (SAN FRANCISCO):

- Played in all 16 games.
- 91 punts for 3,969 yards (43.6 avg.) and a 39.4 net average.
- 2 solo special teams tackles.

AT ARIZONA (9/27): 6 punts for 283 yards (47.2 avg.) and a 44.8 net average.

- Pinned 4-of-6 punts inside the 20.

AT CHICAGO (12/6): 9 punts for 433 yards (48.1 avg.) and a 37.9 net average.

VS. ST. LOUIS (1/3): 5 punts for 195 yards (39.0 avg.) and a 33.8 net average.

- Pinned 3-of-5 punts inside the 20.

BEFORE THE NFL

COLLEGE (CLEMSON):

- 3-year letterman (2012-14).

CAREER: Played in 34 career games; 140 punts for 5,754 yards (41.1 avg.).

JUNIOR (2014): Played in all 13 games; 75 punts for 3,194 (42.6 avg.) and a 40.3 net average.

- His 28 punts inside the 20 ranked 1st in school history.

SOPHOMORE (2013): Played in all 13 games; 56 punts for 2,205 yards (39.4 avg.) and a 39.3 net average.

TRUE FRESHMAN (2012): Played in 8 games; 9 punts for 355 yards (39.4 avg.) and a 38.8 net average.

HIGH SCHOOL (NORTHWEST CABARRUS HS - CONCORD, N.C.):

- 1st-team All-American.
- Also played basketball and soccer.

JUNIOR (2010): Averaged 40.0 yards per punt.

OFF THE FIELD

COMMUNITY:

- Visited and spent time with patients and staff at the Shepherd Center.
- Hosted Thanksgiving dinner for women at My Sister's House.
- Participated in Operation: Gametime, spending a day with service members from Dobbins Air Reserve Base.
- Celebrated staff at Children's Healthcare of Atlanta-Scottish Rite for their staff appreciation day.
- Visited Anderson-Livsey Elementary School and read books to a kindergarten class.

PERSONAL:

- **MAJOR:** Management.

BRADLEY PINION'S NFL REGULAR SEASON PUNTING STATISTICS

DATE	TEAM	GP	NO.	YDS.	AVG.	OPP. RET.	YDS.	NET YDS.	AVG.	TB	IN20	LG	BK
2015	San Francisco	16	91	3,969	43.6	44	282	3,587	39.4	5	31	62	0
2016	San Francisco	16	100	4,402	44.0	40	345	3,977	39.8	4	28	65	0
2017	San Francisco	16	75	3,255	43.4	33	138	3,097	41.3	1	31	59	0
2018	San Francisco	16	68	2,973	43.7	25	195	2,698	39.1	4	22	64	1
2019	Tampa Bay	16	57	2,464	43.2	25	222	2,182	38.3	3	19	63	0
2020	Tampa Bay	16	55	2,486	45.2	23	236	2,210	40.2	2	19	62	0
2021	Tampa Bay	15	56	2,378	42.5	23	162	2,176	38.9	2	23	65	0
2022	Atlanta	17	62	2,845	45.9	25	250	2,555	41.2	2	23	73	0
2023	Atlanta	17	75	3,523	47.0	31	353	3,110	41.5	3	27	66	0
2024	Atlanta	17	47	2,209	47.0	22	305	1,824	38.8	4	14	65	0
2025	Atlanta	17	64	2,889	45.1	30	231	2,598	40.6	3	34	69	0
NFL TOTALS		**179**	**750**	**33,393**	**44.5**	**321**	**2,719**	**30,014**	**40.0**	**33**	**271**	**73**	**1**

BRADLEY PINION'S NFL POSTSEASON PUNTING STATISTICS

DATE	TEAM	GP	NO.	YDS.	AVG.	OPP. RET.	YDS.	NET YDS.	AVG.	TB	IN20	LG	BK
2020	Tampa Bay	4	13	540	41.5	4	61	479	36.8	0	7	53	0
2021	Tampa Bay	2	11	553	50.3	8	95	438	39.8	1	3	61	0
NFL TOTALS		**6**	**24**	**1,093**	**45.5**	**12**	**156**	**917**	**38.2**	**1**	**10**	**61**	**0**

SINGLE-GAME HIGHS: PUNTER

Punts	9 at N.Y. Jets, Dec 03, 2023 ...5 more at 9.
Gross Punting Yards	433 at N.Y. Jets, Dec 03, 2023 ...1 more at 433.
Gross Punting Avg	73.0 at Seattle, Sep 25, 2022
Net Punting Yards	394 at St. Louis, Nov 01, 2015
Net Punting Avg	53.7 vs. L.A. Chargers, Oct 04, 2020
Longest Punts	73 at Seattle, Sep 25, 2022
Inside the 20	5 at N.Y. Jets, Nov 30, 2025
Special Teams Tackles	1 vs. Tampa Bay, Sep 07, 2025 ...7 more at 1.

74 KADYN PROCTOR

G/T | 6'7" | 360 | ALABAMA '26

NFL EXP. R | DOLPHINS EXP. R | BORN 06/04/05 | ACQUIRED D1A, '26

HOMETOWN DES MOINES, IOWA

NFL CAREER

TRANSACTIONS:

- 1st-round-pick (12th overall) by Miami in the 2026 NFL Draft.

BEFORE THE NFL

COLLEGE (ALABAMA):

- 3-year starter (2023-25).

CAREER: Started 40 games at left tackle; 5 carries for 16 yards (3.2 avg.).

JUNIOR (2025): Started all 15 games; 5 carries for 16 yards (3.2 avg.).

- Helped Alabama to the College Football Playoff.
- Consensus All-American.
- 1st-team academic All-American.
- 1st-team All-SEC.
- Co-recipient of the SEC's Jacobs Blocking Trophy, presented to the conference's top offensive lineman.
- Lombardi Award finalist.
- Outland Trophy semifinalist.

SOPHOMORE (2024): Started 11 games.

- 2nd-team All-SEC.

TRUE FRESHMAN (2023): Started all 14 games.

- Helped Alabama to the SEC title and a College Football Playoff appearance.
- SEC All-Freshman team.

HIGH SCHOOL (SOUTHEAST POLK HS - DES MOINES, IOWA):

- Participated in the 2022 All-American Bowl.
- Also played basketball and track & field, finishing 5th in state in shot put as a junior.

SENIOR (2022):

- Led his team to a 12-1 record and second straight state championship
- All-American and 1st-team all-state.

JUNIOR (2021):

- Helped his team to a 12-1 record and state championship.

OFF THE FIELD

PERSONAL:

- **MAJOR:** Sports & Fitness Administration.
- Cousin of former NFL RB Paul Perkins and QB Bryce Perkins.

KADYN PROCTOR'S COLLEGE STATS

YEAR	TEAM	GP	GS
2023	Alabama	14	14
2024	Alabama	11	11
2025	Alabama	15	15
COLLEGE TOTALS		40	40

44 CHOP ROBINSON

EDGE | 6'3" | 265 | PENN STATE '24

NFL EXP. 3 | DOLPHINS EXP. 3 | BORN 01/02/03 | ACQUIRED D1, '24

HOMETOWN GAITHERSBURG, MD.

NFL CAREER

TRANSACTIONS:

- 1st-round pick (21st overall) by Miami in the 2024 NFL Draft.

CAREER HONORS:

- 2024 PFWA All-Rookie Team.
- Finalist for 2024 AP Defensive Rookie of the Year.

CAREER HIGHLIGHTS:

- Played in 32 career games with 4 starts.
- 47 tackles (26 solo), 10.0 sacks, 5 passes defensed and 1 forced fumble.
- His 6.0 sacks in 2024 were tied for the 5th-most by a rookie in franchise history:

DOLPHINS ROOKIE SACK LEADERS

	PLAYER	YEAR	SACKS
1.	Jaelan Philips	2021	8.5
2.	Lorenzo Bromell	1998	8.0
	Bill Stanfill	1969	8.0
4.	A.J. Duhe	1977	7.0
5.	CHOP ROBINSON	2024	6.0
	Marco Coleman	1992	6.0

- His 6.0 sacks in 2024 were 2nd-most among all NFL rookies:

NFL ROOKIE SACK LEADERS (2024)

	PLAYER	TEAM	SACKS
1.	Braden Fiske	LAR	8.5
2.	CHOP ROBINSON	MIA.	6.0
3.	Jonah Elliss	Den.	5.0
4.	Jared Verse	LAR	4.5
5.	Laiatu Latu	Ind.	4.0

2025 (MIAMI):

- Played in 15 games with 3 starts.
- Inactive for 2 games.
- 21 tackles (10 solo), 4.0 sacks, 1 pass defensed and 1 forced fumble.

VS. NEW ENGLAND (9/14): 2 solo tackles and 1.0 sack.

- Sacked QB Drake Maye for a loss of 5 yards in the 2nd quarter.

VS. NEW ORLEANS (11/30): 5 tackles (2 solo) and 1.5 sacks.

- Split a sack of QB Tyler Shough on 2nd-and-9 with DL Zeek Biggers for a loss of 5 yards in the 1st quarter.
- Sacked QB Tyler Shough on 2nd-and-15 for a loss of 2 yards with 6:19 remaining in the 3rd quarter.

AT N.Y. JETS (12/7): 1 solo tackle, 1.0 sack and 1 forced fumble.

- Strip-sacked QB Brady Cook for a loss of 7 yards but was recovered by the Jets with 9:53 remaining in the 2nd quarter.

VS. CINCINNATI (12/21): 3 assisted tackles and a 0.5 sack.

- Split a sack of QB Joe Burrow with DL Kenneth Grant for a loss of 4 yards in the 2nd quarter.

2024 (MIAMI):

- Played in all 17 games with 1 start.
- 26 tackles (16 solo), 6.0 sacks and 4 passes defensed.

AT INDIANAPOLIS (10/20): 2 tackles (1 solo).

- Made his 1st career start.

AT BUFFALO (11/3): 1 solo tackle and 1.0 sack.

- Sacked QB Josh Allen for a loss of 4 yards on 1st-and-10 with 1:38 remaining in the 4th quarter.
- It was the 1st sack of his career.

AT L.A. RAMS (11/11): 2 solo tackles and 1.0 sack.

- Sacked QB Matthew Stafford on 3rd-and-9 for a loss of 10 yards to force the Rams to punt with 8:53 remaining in the 1st quarter.

VS. NEW ENGLAND (11/24): 4 tackles (2 solo), 1.5 sacks and 2 passes defensed.

- Sacked QB Drake Maye for a loss of 9 yards on 3rd-and-16 to force New England to punt in the 2nd quarter.
- Split a sack of QB Drake Maye with LB Emmanuel Ogbah for a loss of 5 yards on 3rd-and-15 to force New England to punt with 1:42 remaining in the 2nd quarter.

AT HOUSTON (12/15): 2 tackles (1 solo) and 1.5 sacks.

- Sacked QB C.J. Stroud for a loss of 7 yards on 3rd-and-2 to force Houston to punt in the 3rd quarter.
- Split a sack of QB C.J. Stroud with DL Zach Sieler for a loss of 7 yards on 3rd-and-8 to force Houston to punt with 1:56 remaining in the game.

VS. SAN FRANCISCO (12/22): 1 solo tackle, 1.0 sack and 1 passed defensed.

- Sacked QB Brock Purdy for a loss of 7 yards on 2nd-and-10 with 59 seconds remaining in the game.

HONORS:

- PFWA All-Rookie Team.
- Finalist for AP Defensive Rookie of the Year.

BEFORE THE NFL

COLLEGE (PENN STATE):

- 3-year letterman (2021-23) and 1-year starter.
- Transferred to Penn State from Maryland following his true freshman season in 2021.

CAREER (AT PENN STATE): Played in 22 games with 10 starts; 41 tackles (31 solo), 9.5 sacks, 3 passes defensed, 3 forced fumbles and 2 fumble recoveries.

JUNIOR (2023 AT PENN STATE): Started in 10 games; 15 tackles (12 solo), 4.0 sacks, 1 pass defensed, 2 forced fumbles and 1 fumble recovery.

- 1st-team All-Big 10.
- 3rd-team All American.

SOPHOMORE (2022 AT PENN STATE): Played in 12 games; 26 tackles (19 solo), 5.5 sacks, 2 passes defensed, 1 forced fumble and 1 fumble recovery.

- Honorable mention All-Big Ten.

TRUE FRESHMAN (2021 AT MARYLAND): Played in 13 games with 1 start; 19 tackles (12 solo) and 2.0 sacks.

HIGH SCHOOL (QUINCE ORCHARD HS – GAITHERSBURG, MD.):

- Broke the school sack record.

JUNIOR (2019): 85 tackles (61 solo), 14.0 sacks, 1 interception, 1 pass defensed and 3 forced fumbles.

OFF THE FIELD

COMMUNITY:

2024:

- Along with the 2024 rookie class, provided holiday gifts for local families in need, selected through Neighbors 4 Neighbors.

PERSONAL:

- **MAJOR:** Telecommunications.
- Born Demeioun Robinson, he has gone by "Chop" since he was a child. The name "Chop" is inspired by "Pork Chop," a nickname given to him at birth.

CHOP ROBINSON'S NFL REGULAR SEASON DEFENSIVE STATISTICS

				TACKLES								INTERCEPTIONS					O. FUMB				ST					MISC	
YEAR	TEAM	GP	GS	TK	S	A	TFL	YDS	SK	YDS	QBH	NO	YDS	LG	TD	PD	FF	FR	TD	YDS	TK	S	A	FF	FR	S	A
2024	Miami	17	1	26	16	10	8	42	6.0	43.0	14	0	0	0	0	4	0	0	0	0	0	0	0	0	0	0	0
2025	Miami	15	3	21	10	11	4	12	4.0	15.5	7	0	0	0	0	1	1	0	0	0	0	0	0	0	0	0	0
NFL TOTALS		32	4	47	26	21	12	54	10.0	58.5	21	0	0	0	0	5	1	0	0	0	0	0	0	0	0	0	0

SINGLE-GAME HIGHS: DEFENSIVE

Total Tackles	5 vs. New Orleans, Nov 30, 2025
Solo Tackles	2 vs. New Orleans, Nov 30, 2025 ...4 more at 2.
Sacks	1.5 vs. New Orleans, Nov 30, 2025 ...2 more at 1.5.
Passes Defensed	2 vs. New England, Nov 24, 2024
Tackles For Loss	1 vs. New Orleans, Nov 30, 2025 ...10 more at 1.

10 JACOB RODRIGUEZ

ILB | 6'1" | 235 | TEXAS TECH '26

NFL EXP. R | DOLPHINS EXP. R | BORN 09/06/02 | ACQUIRED D2, '26

HOMETOWN WICHITA FALLS, TEXAS

NFL CAREER

TRANSACTIONS:

- 2nd-round pick (43rd overall) by Miami in the 2026 NFL Draft.

BEFORE THE NFL

COLLEGE (TEXAS TECH):

- 4-year letterman (2021-22, 2024-25) and 2-year starter.
- Transferred from Virginia to Texas Tech following the 2021 season.
- Started his collegiate career as a quarterback before transitioning to linebacker.

CAREER: Played in 56 games with 32 starts; 316 tackles (178 solo), 6.0 sacks, 25.5 tackles for loss, 6 interceptions, 12 passes defensed, 13 forced fumbles and 5 fumble recoveries; 2 fumble recoveries returned for TDs; 12 carries for 59 yards (4.9 avg.) and 2 TDs; 8 receptions for 65 yards (8.1 avg).

- First FBS player since 2005 to record at least 300 career tackles, 10 forced fumbles, five interceptions and five fumble recoveries in a career.

SENIOR (2025 AT TEXAS TECH): Started all 14 games games; 128 tackles (63 solo), 1.0 sack, 11.0 tackles for loss, 4 interceptions, 6 passes defensed, 7 forced fumbles and 2 fumble recoveries; 1 fumble recovery returned for a TD; 2 carries for 3 yards (1.5 avg.) and 2 TDs.

- Led the Red Raiders to their first Big 12 title and College Football Playoff appearance.
- Unanimous All-American.
- Became the second Texas Tech linebacker to be recognized as a unanimous All-America, joining Hall of Famer Zach Thomas.
- Chuck Bednarik Award winner.
- Butkus Award winner.
- Lombardi Award winner.
- Bronko Nagurski Trophy winner.
- Heisman Trophy finalist, finishing 5th in voting.
- Jason Witten Collegiate Man of the Year finalist.
- Big 12 Defensive Player of the Year, becoming the first player in Texas Tech history to receive the recognition.
- 1st-team All-Big 12.
- Big 12 Championship Defensive Player of the Game.
- Led the FBS with 7 forced fumbles and finished 12th in the nation with 128 tackles.
- Served as team captain.

REDSHIRT JUNIOR (2024 AT TEXAS TECH): Started all 13 games; 127 tackles (77 solo), 5.0 sacks, 10.5 tackles for loss, 1 interception, 4 passes defensed, 3 forced fumbles and 2 fumble recoveries; 1 fumble recovery ILB returned for TD.

- 1st-team All-Big 12, becoming the first Red Raider linebacker to earn the honor since Jordyn Brooks in 2019.
- His 77 solo tackles were 3rd in the FBS, while his 127 total stops ranked 7th.
- Served as team captain.

JUNIOR (2023 AT TEXAS TECH): Played in 5 games with 4 starts; 32 tackles (21 solo), 1.0 tackle for loss, 1 interception, 2 passes defensed, 2 forced fumbles and 1 fumble recovery

- Redshirted after missing significant time due to an injury suffered in the season opener.

SOPHOMORE (2022 AT TEXAS TECH): Played in 12 games; 29 tackles (17 solo), 3.0 tackles for loss and a forced fumble.

- Transferred to Texas Tech and transitioned to linebacker.

TRUE FRESHMAN (2021 AT VIRGINIA): Played in all 12 games; 10 carries for 56 yards (5.6 avg.) and 8 receptions for 65 yards (8.1 avg.).

- Was utilized as a quarterback, but saw action as a wide receiver, tight end and running back.

HIGH SCHOOL (RIDER HS - WICHITA FALLS, TEXAS):

- Played quarterback and safety.
- Finished his career with 7,085 passing yards and 68 TDs; 3,051 rushing yards and 38 TDs.
- Helped his team to the Texas 5A state semifinals in his sophomore and senior seasons.
- Also played basketball, baseball and track & field.

OFF THE FIELD

PERSONAL:

- **MAJOR:** General studies.
- Wife, Emma, is a helicopter pilot on active duty in the U.S. Army.

JACOB RODRIGUEZ'S COLLEGE STATISTICS

				TACKLES					INTERCEPTIONS					FUMBLES			
YEAR	TEAM	GP	GS	TK	S	A	TFL	SK	NO	YDS	LG	TD	PD	FF	FR	YDS	TD
2021	Virginia	12	0	1	1	0	0.0	0.0	0	0	-	0	0	0	0	0	0
2022	Texas Tech	12	0	29	17	12	3.0	0.0	0	0	-	0	0	0	0	0	0
2023	Texas Tech	5	4	32	21	11	1.0	0.0	1	0	0	0	2	2	1	0	0
2024	Texas Tech	13	13	127	77	50	10.5	5.0	1	9	9	0	4	4	2	0	1
2025	Texas Tech	14	14	128	63	65	0.0	1.0	4	41	26	0	6	6	2	69	1
COLLEGE TOTALS		56	31	317	179	138	25.5	6.0	6	50	26	0	12	13	5	69	2



71 JONAH SAVAIINAEA

G | 6'5" | 325 | ARIZONA '25

NFL EXP. 2 | DOLPHINS EXP. 2 | BORN 01/13/04 | ACQUIRED D2, '25

HOMETOWN TAFUNA, AMERICAN SAMOA

NFL CAREER

TRANSACTIONS:

- 2nd-round pick (37th overall) by Miami in the 2025 NFL Draft.

CAREER HIGHLIGHTS:

- Started 17 career games at left guard.
- 1 miscellaneous tackle.

2025 (MIAMI):

- Started all 17 games at left guard.
- 1 miscellaneous tackle.

AT INDIANAPOLIS (9/7): Started at left guard.

- Made his NFL debut.

VS. N.Y. JETS (9/29): Started at left guard.

- Helped the Dolphins total 300 yards of offense including 123 rushing yards, while not allowing QB Tua Tagovailoa to get sacked.

AT ATLANTA (10/26): Started at left guard.

- Helped the offense total 338 yards, including 141 rushing yards, and 34 points.

VS. BUFFALO (11/9): Started at left guard.

- Helped Miami total 30 points and 370 yards of offense including 197 rushing, while not allowing QB Tua Tagovailoa to get sacked.

AT N.Y. JETS (12/7): Started at left guard.

- Helped the offense total 34 points and 239 rushing yards, marking the 4th-straight game of 150+ rushing yards.

BEFORE THE NFL

COLLEGE (ARIZONA):

- 3-year starter (2022-24).

CAREER: Played in 36 games with 35 starts.

JUNIOR (2024): Played in 12 games with 11 starts.

- All-Big 12 honorable mention.

SOPHOMORE (2023): Started in all 13 games.

- Helped his team to a 10-3 record, Arizona's first 10-win season since 2014 and 4th in program history.
- All-Pac-12 honorable mention.

TRUE FRESHMAN (2022): Started all 12 games.

- Freshman All-American.
- All-Pac-12 honorable mention.

HIGH SCHOOL (SAINT LOUIS SCHOOL – HONOLULU, HAWAII)

- Participated in the 2022 Polynesian Bowl.

SENIOR (2021):

- 1st-team all-state.

OFF THE FIELD

COMMUNITY:

2026:

- Participated in the 39-mile ride at DCC XVI, helping raise funds for cancer research.

2025:

- Along with the 2025 rookie class, provided holiday gifts for local families in need, selected through Neighbors 4 Neighbors.
- Served members of the South Florida community through team events and initiatives around Thanksgiving and the holidays, sharing fellowship, meals and gifts with families from local community organizations.
- Participated in the month-long Jason Jenkins Days of Service initiative, volunteering at Feeding South Florida to inspect, sort and package food and produce for families facing food insecurity.

PERSONAL:

- **PRONUNCIATION:** suh-vai'i-neye-uh (like Hawai'i)
- Became the fourth player from American Samoa to play for the Dolphins, joining Toniu Fonoti (2006), Reagan Maui'a (2007) and Isaako Aaitui (2013).

JONAH SAVAIINAEA'S NFL REGULAR SEASON STATISTICS

YEAR	TEAM	GP	GS
2025	Miami	17	17
NFL TOTALS		17	17

92 ZACH SIELER

DL | 6'6" | 300 | FERRIS STATE '18

NFL EXP. 9 | DOLPHINS EXP. 7 | BORN 09/07/95 | ACQUIRED WAI., '19 (BAL.)

HOMETOWN PINCKNEY, MICH.

NFL CAREER

TRANSACTIONS:

- Awarded off waivers to Miami on Dec. 5, 2019.
- Waived by Baltimore on Dec. 4, 2019.
- Signed to Baltimore's active roster on Oct. 5, 2019.
- Signed to Baltimore's practice squad on Sept. 1, 2019.
- Waived by Baltimore on Aug. 31, 2019.
- 7th-round pick (238th overall) by Baltimore in the 2018 NFL Draft.

CAREER HONORS:

- 2025 Art Rooney Sportsmanship Award finalist.
- 2024 Dan Marino Team MVP Award.
- AFC Defensive Player of the Week (vs. N.Y. Jets. 12/8/24).

CAREER HIGHLIGHTS:

- Played in 108 career games with 82 starts.
- 357 tackles (199 solo), 35.5 sacks, 2 interceptions, 16 passes defensed, 5 forced fumbles and 6 fumble recoveries; 1 interception returned for a TD.
- 1 blocked field goal.
- Started 2 postseason games with Miami.
- His 10.0 sacks in 2024 were the 2nd most among interior defensive linemen:

2024 SACK LEADERS (INTERIOR DEFENSIVE LINEMEN)

	PLAYER	TEAM	SACKS
1.	Leonard Williams	Sea.	11.0
2.	**ZACH SIELER**	**MIA.**	**10.0**
3.	Dexter Lawrence	NYG	9.0
4.	Zach Allen	Den.	8.5
	Braden Fiske	LAR	8.5

- His 10.0 sacks in 2024 tied the franchise record he set in 2023:

MOST SACKS BY AN INTERIOR DEFENSIVE LINEMEN IN FRANCHISE HISTORY (SINGLE-SEASON)

	PLAYER	YEAR	SACKS
1.	**ZACH SIELER**	**2024**	**10.0**
2.	**ZACH SIELER**	**2023**	**10.0**
3.	Christian Wilkins	2023	9.0
4.	Bob Baumhower	1983	8.0
5.	Randy Starks	2009	7.0

- Became the 1st Dolphins player to record consecutive seasons of 10+ sacks since Cameron Wake in 2016-17.
- His 10.0 sacks in 2023 were the 3rd most among interior defensive linemen:

2023 SACK LEADERS (INTERIOR DEFENSIVE LINEMEN)

	PLAYER	TEAM	SACKS
1.	Nnamdi Madubuike	Bal	13.0
2.	Chris Jones	KC	10.5
3.	**ZACH SIELER**	**MIA.**	**10.0**
4.	Ed Oliver	Buf.	9.5
5.	Christian Wilkins	Mia.	9.0

- Is a 3-time team captain (2024-26).

2026 (MIAMI):

- Serves as team captain.

2025 (MIAMI):

- Started all 17 games.
- 47 tackles (29 solo), 5.5 sacks and 1 fumble recovery.
- 1 blocked field goal.
- Served as a team captain.

AT BUFFALO (9/17): 5 tackles (4 solo).

VS. BUFFALO (11/9): 1 solo tackle and 1.0 sack.

- Sacked QB Josh Allen on 3rd-and-7 for a loss of 6 yards to force Buffalo to punt with 2:00 remaining in the 2nd quarter.

VS. NEW ORLEANS (11/30): 3 tackles (2 solo) and 1 fumble recovery.

- Recovered a QB Tyler Shough fumble forced by S Minkah Fitzpatrick and returned it to the New Orleans 37-yard line with 12:37 remaining in the 2nd quarter.

AT N.Y. JETS (12/7): 4 tackles (3 solo) and 2.5 sacks.

- Split a sack of QB Brady Cook with LB Bradley Chubb for a loss of 2 yards, forcing the Jets to punt in the 3rd quarter.
- Sacked QB Brady Cook for a loss of 8 yards on 3rd-and-9, forcing the Jets to punt with 9:10 remaining in the 3rd quarter.
- Sacked QB Brady Cook on 1st-and-10 in the 4th quarter with 4:53 remaining.

AT PITTSBURGH (12/15): 2 tackles (1 solo) and 1.0 sack.

- Sacked QB Aaron Rodgers on 3rd-and-3 for a loss of 7, forcing Pittsburgh to punt with 9:19 remaining in the 2nd quarter.

VS. CINCINNATI (12/21): 3 tackles (1 solo) and 1.0 sack.

- Sacked QB Joe Burrow on 3rd-and-6 for a loss of 7 yards, forcing Cincinnati to punt in the 1st quarter.

AT NEW ENGLAND (1/4): 3 tackles (2 solo); 1 blocked field goal.

- Blocked a 38-yard field goal attempt, which was recovered by CB Jason Marshall Jr. and returned to the New England 40-yard line with 1:42 remaining in the game.

HONORS:

- Art Rooney Sportsmanship Award finalist.

2024 (MIAMI):

- Started 15 games.
- Inactive for 2 games.
- 55 tackles (28 solo), 10.0 sacks, 1 interception, 2 passes defensed, 1 forced fumble and 1 fumble recovery.
- Became the 1st Dolphins player to record consecutive seasons of 10+ sacks since Cameron Wake in 2016-17.
- His 10.0 sacks ranked 2nd in the NFL among interior defensive linemen.
- Served as a team captain.

AT SEATTLE (9/22): 3 tackles (2 solo), 1.0 sack, 1 interception and 1 pass defensed.

- Sacked QB Geno Smith for a loss of 7 yards on 1st-and-10 in the 2nd quarter.
- Intercepted QB Geno Smith off a DT Calais Campbell deflection on 3rd-and-22 with 0:46 remaining in 3rd quarter.

AT NEW ENGLAND (10/6): 1 solo tackle and 1.0 sack.

- Sacked QB Jacoby Brissett for a loss of 9 yards on 3rd-and-6, forcing New England to punt on their 1st possession.

AT INDIANAPOLIS (10/20): 4 tackles (3 solo) and 1 fumble recovery.

- Recovered a QB Anthony Richardson fumble at the Miami 16-yard line in the 1st quarter.

VS. LAS VEGAS (11/17): 4 tackles (3 solo) and 1.0 sack.

- Sacked QB Gardner Minshew for a loss of 7 yards on 2nd-and-10 with 1:32 remaining in the 2nd quarter.

VS. NEW ENGLAND (11/24): 4 tackles (3 solo), 1.0 sack and 1 forced fumble.

- Strip-sacked QB Drake Maye for a loss of 14 yards, which was recovered by ILB Jordyn Brooks and returned 12 yards to New England's 25-yard line with 2:27 remaining in the 3rd quarter.

VS. N.Y. JETS (12/8): 4 tackles (2 solo) and 2.0 sacks.

- Sacked QB Aaron Rodgers for a loss of 9 yards on 3rd-and-2, forcing New York to punt with 14:17 remaining in the 4th quarter.
- Sacked QB Aaron Rodgers for a loss of 6 yards on 2nd-and-15 with 1:02 left in the 4th quarter.

AT HOUSTON (12/15): 2 tackles (1 solo) and 1.5 sacks.

- Sacked QB C.J. Stroud for a loss of 13 yards on 3rd-and-3 to force Houston to punt with 5:07 remaining in the 1st quarter.
- Split a sack of QB C.J. Stroud with EDGE Chop Robinson for a loss of 7 yards on 3rd-and-8 to force
- Houston to punt with 1:56 remaining in the game.

VS. SAN FRANCISCO (12/22): 4 tackles (3 solo) and 1.0 sack.

- Sacked QB Brock Purdy for a loss of 7 yards on 2nd-and-1 in the 2nd quarter.

AT N.Y. JETS (1/5): 6 tackles (4 solo) and 1.5 sacks.

- Split a sack of QB Aaron Rodgers with LB Emmanuel Ogbah for a loss of 7 yards of 4th-and-5, forcing a turnover on downs.
- Sacked QB Aaron Rodgers for a loss of 1 yard on 1st-and-10 in the 3rd quarter.

HONORS:

- Dan Marino Team MVP Award.
- AFC Defensive Player of the Week (vs. N.Y. Jets. 12/8).

2023 (MIAMI):

- Started all 17 games.
- 63 tackles (32 solo), 10.0 sacks, 1 interception, 4 passes defensed, 1 forced fumble and 2 fumble recoveries; 1 interception returned for a TD.
- Became the 1st defensive tackle in team history with 10+ sacks in a season.
- His 10.0 sacks ranked 3rd in the NFL among defensive tackles.

VS. N.Y. GIANTS (10/8): 7 tackles (6 solo) and 2.0 sacks.

- Sacked QB Daniel Jones for a loss of 6 yards on 3rd-and-9 in the 2nd quarter.
- Sacked QB Tyrod Taylor for a loss of 3 yards on 3rd-and-11 in the 4th quarter.

VS. TENNESSEE (12/11): 4 tackles (1 solo), 1 interception and 1 pass defensed; 1 interception returned for a touchdown.

- Intercepted a pass from QB Will Levis and returned it 5 yards for a touchdown to put Miami on the board in the 1st quarter.

VS. N.Y. JETS (12/17): 2 tackles (1 solo), 1.0 sack, 1 pass defensed and 1 fumble recovery.

- Helped the defense post a shutout and hold the Jets to the second-fewest total yards allowed in Miami's history (103).
- Recovered a QB Zach Wilson fumble forced by LB Bradley Chubb in the 1st quarter and returned it 3 yards to the Jets 1-yard line, which led to a Miami TD.
- Sacked QB Zach Wilson for a loss of 6 yards in the 2nd quarter.

AT BALTIMORE (12/31): 5 tackles (3 solo), 1.0 sack and 1 forced fumble.

- Sacked QB Lamar Jackson for a loss of 9 yards in the 1st quarter.
- Forced a fumble by RB Gus Edwards, which was recovered by S Jevon Holland in the 3rd quarter.

VS. BUFFALO (1/7): 7 tackles (2 solo) and 0.5 sack.

- Split a sack of QB Josh Allen with LB Melvin Ingram on 2nd-and-8 in the 4th quarter.
- Became the 1st defensive tackle in Dolphins history to record 10.0 sacks in a season.

POSTSEASON:

AFC WILD CARD AT KANSAS CITY (1/13): 4 assisted tackles and 1 pass defensed.

2022 (MIAMI):

- Played in all 17 games with 15 starts.
- 70 tackles (41 solo), 3.5 sacks, 4 passes defensed and 2 forced fumbles.
- His 70 tackles were tied for 5th among NFL defensive linemen.

VS. MINNESOTA (10/16): 3 tackles (2 solo) and 1 forced fumble.

- Forced a fumble by TE Irv Smith Jr. in the 3rd quarter but it was recovered by Minnesota.

VS. DETROIT (10/30): 4 tackles (3 solo), 1.0 sack and 2 passes defensed.

- Sacked QB Jared Goff for a loss of 10 yards on a 3rd-and-9 snap in the 4th quarter, forcing a punt.

VS. CLEVELAND (11/13): 4 tackles (3 solo) and 1 forced fumble.

- Forced a fumble of RB Nick Chubb in the 1st quarter that was recovered by CB Xavien Howard.

AT NEW ENGLAND (1/1): 6 tackles (3 solo) and 1.0 sack.

- Sacked QB Mac Jones on a fourth down in the 4th quarter to turn the ball over on downs.

POSTSEASON:

AFC WILD CARD AT BUFFALO (1/15): 6 tackles (3 solo), 2.0 sacks and 1 fumble recovery returned for a TD.

- Scooped up a fumble of QB Josh Allen forced by S Eric Rowe and returned it 5 yards for a go-ahead TD in the 3rd quarter.
- It was the 1st fumble returned for a TD in Dolphins postseason history and 1st defensive TD in a Dolphins playoff game since LB A.J. Duhe returned an interception for a 35-yard TD on Jan. 23, 1983 vs. the N.Y. Jets.
- Split a sack with DT Christian Wilkins of QB Josh Allen on a 3rd-and-8 snap early in the 2nd quarter.
- Split a sack with DT Christian Wilkins of QB Josh Allen on a 2nd-and-8 snap late in the 2nd quarter.
- Sacked QB Josh Allen on a 3rd-and-10 play in the 4th quarter that forced a Bills punt.

2021 (MIAMI):

- Played in all 17 games with 9 starts.
- 62 tackles (33 solo), 2.0 sacks, 3 passes defensed, 1 forced fumble and 2 fumble recoveries.

AT NEW ENGLAND (9/12): 3 tackles (2 solo) and 1 fumble recovery.

- Recovered a RB Rhamondre Stevenson forced by S Eric Rowe in the 1st quarter.

AT LAS VEGAS (9/26): 9 tackles (4 solo) and 1 pass defensed.

VS. N.Y. JETS (12/19): 3 tackles (2 solo), 1.0 sack, 1 pass defensed and 1 forced fumble.

- Strip-sacked QB Zach Wilson in the 4th quarter and the

fumble was recovered by DE Emmanuel Ogbah.

AT NEW ORLEANS (12/27): 6 tackles (3 solo) and 1.0 sack.

- Sacked QB Ian Book for a loss of 11 yards in the 4th quarter.

2020 (MIAMI):

- Played in all 16 games with 8 starts.
- 48 tackles (30 solo) and 3.5 sacks.

AT ARIZONA (11/8): 4 tackles (3 solo).

- Teamed up with LB Elandon Roberts to stop RB Chase Edmonds for no gain on a critical 4th-and-1 in the 4th quarter.

VS. CINCINNATI (12/6): 3 solo tackles and 1.0 sack.

- Sacked QB Brandon Allen for a loss of 5 yards in the 4th quarter.

VS. NEW ENGLAND (12/20): 5 tackles (3 solo) and 1.0 sack.

- Sacked QB Cam Newton for a loss of 7 yards in the 2nd quarter.

2019 (BALTIMORE/MIAMI):

- Played in 3 games with 1 start with Miami.
- 8 tackles (3 solo), 1.0 sack and 2 passes defensed with Miami.
- Inactive for 1 game with Miami.
- Awarded off waivers to Miami on Dec. 5.
- Played in 4 games with Baltimore.
- Inactive for 4 games with Baltimore.
- 3 tackles (2 solo) with Baltimore.

AT CINCINNATI (11/10): 1 solo tackle.

AT N.Y. GIANTS (12/15): 1 assisted tackle.

- Made his Dolphins debut.

VS. CINCINNATI (12/22): 7 tackles (3 solo), 1.0 sack and 2 passes defensed.

- Sacked QB Andy Dalton in the 1st quarter. It was his 1st career sack.

2018 (BALTIMORE):

- Played in 2 games.
- Inactive for 14 games.
- 1 solo tackle.

VS. DENVER (9/23): Played but did not record any stats.

- Made his NFL debut.

VS. PITTSBURGH (11/4): 1 solo tackle.

- Made his 1st NFL tackle.

BEFORE THE NFL

COLLEGE (FERRIS STATE):

- 3-year starter (2014-17).
- Became the first player from his school to ever be selected in the NFL Draft.

CAREER: Played in 39 games with 28 starts; 176 tackles (77 solo), 33 sacks, 3 passes defensed, 7 forced fumbles and 4 fumble recoveries; 2 blocked kicks.

SENIOR (2017): Played in all 13 games; 79 tackles (32 solo), 7 sacks, 2 forced fumbles, 2 passes defensed and 2 fumble recoveries; 1 blocked kick.

- 1st-team D2 All-American.
- GLIAC Defensive Lineman of the Year.
- 1st-team All-GLIAC.

JUNIOR (2016): Played in all 15 games; 80 tackles (37 solo), 19.5 sacks, 1 pass defensed, 5 forced fumbles and 2 fumble recoveries; 1 blocked kick.

- 1st-team All-GLIAC.
- His 19.5 sacks were a school record and led all of NCAA Division II.

SOPHOMORE (2015): Played in 11 games; 17 tackles (8 solo) and 6.5 sacks.

REDSHIRT FRESHMAN (2014): Did not record any stats.

- Redshirted in 2013.

HIGH SCHOOL (PINCKNEY HS – PINCKNEY, MICH.):

- Also competed in wrestling and track and field.

SENIOR (2012):

- All-conference.

OFF THE FIELD

COMMUNITY:

2025:

- Partnered with airline and local hospitals for third consecutive year to host pediatric patients for Fantasy Flight event and visit to the "North Pole."
- Hosted the Sieler SafeHaven Back to School Bash for youth at the Boys & Girls Club of Lauderhill, where he engaged in activities with the youth and gifted backpacks and school supplies.

2024:

- Continued second year of partnership with airline and local hospitals to host pediatric patients for a Fantasy Flight event, spreading holiday cheer with a special North Pole visit at the Fort Lauderdale-Hollywood International Airport.
- Through the Sieler Safe Haven Foundation, advanced mission to impact youth on a local level, hosting multiple events at Dr. Frederica S. Wilson/Skyway Elementary School in Miami Gardens including a back-to-school backpack giveaway and Thanksgiving meal.

2023:

- Joined an airline and local hospital to provide a holiday flight and North Pole surprise, complete with gifts and a visit with Santa Claus, for pediatric patients.
- Hosted a Thanksgiving dinner at the Northwest Boys & Girls Club, serving meals and visiting with the kids.

2022:

- Through his Sieler Safe Haven Foundation, surprised 12 kids with a holiday shopping spree at Dick's Sporting Goods.
- Along with defensive teammates, hosted a Thanksgiving dinner at Hard Rock Stadium for 100 kids from Big Brothers Big Sisters of Broward and Miami.
- Established the Sieler Safe Haven Foundation to impact young people of all abilities through a passion for the outdoors and cultural enrichment.

2021:

- Participated in a class visit for Day of Persons with Disabilities with South Florida Special Olympics athletes.
- Volunteered at the Miami Dolphins Food Relief Program Thanksgiving meal distribution with Feeding South Florida to provide 1,000 meal boxes to South Florida families.

PERSONAL:

- **PRONUNCIATION:** Last name is pronounced SEE-ler.
- **MAJOR:** Mechanical engineering.

ZACH SIELER'S NFL REGULAR SEASON DEFENSIVE STATISTICS

				TACKLES								INTERCEPTIONS					O. FUMB					ST					MISC	
YEAR	TEAM	GP	GS	TK	S	A	TFL	YDS	SK	YDS	QBH	NO	YDS	LG	TD	PD	FF	FR	TD	YDS	TK	S	A	FF	FR	S	A
2018	Baltimore	2	0	1	1	0	0	0	0.0	0.0	0	0	0	0	0	0	0	0	0	0	0	0	0	0	0	0	0
2019	Baltimore	4	0	3	2	1	0	0	0.0	0.0	0	0	0	0	0	0	0	0	0	0	0	0	0	0	0	0	0
2019	Miami	3	1	8	3	5	1	8	1.0	8.0	2	0	0	0	0	2	0	0	0	0	0	0	0	0	0	0	0
2019	TOTAL	7	1	11	5	6	1	8	1.0	8.0	2	0	0	0	0	2	0	0	0	0	0	0	0	0	0	0	0
2020	Miami	16	8	48	30	18	11	37	3.5	23.5	11	0	0	0	0	0	0	0	0	0	0	0	0	0	0	0	0
2021	Miami	17	9	62	33	29	6	19	2.0	18.0	3	0	0	0	0	3	1	2	0	0	0	0	0	0	0	0	0
2022	Miami	17	15	70	41	29	7	41	3.5	31.5	12	0	0	0	0	4	2	0	0	0	0	0	0	0	0	0	0
2023	Miami	17	17	63	32	31	11	61	10.0	61.5	22	1	5	5t	1	4	1	2	0	3	0	0	0	0	0	0	0
2024	Miami	15	15	55	28	27	13	89	10.0	79.0	19	1	0	0	0	2	1	1	0	0	0	0	0	0	0	0	0
2025	Miami	17	17	47	29	18	10	36	5.5	29.0	9	0	0	0	0	1	0	1	0	5	0	0	0	0	0	0	0
NFL TOTALS		108	82	357	199	158	59	291	35.5	250.5	78	2	5	5t	1	16	5	6	0	8	0	0	0	0	0	0	0

ZACH SIELER'S NFL POSTSEASON DEFENSIVE STATISTICS

				TACKLES								INTERCEPTIONS					O. FUMB					ST					MISC	
YEAR	TEAM	GP	GS	TK	S	A	TFL	YDS	SK	YDS	QBH	NO	YDS	LG	TD	PD	FF	FR	TD	YDS	TK	S	A	FF	FR	S	A
2018	Baltimore	0	0	0	0	0	0	0	0.0	0.0	0	0	0	0	0	0	0	0	0	0	0	0	0	0	0	0	0
2022	Miami	1	1	6	3	3	1	3	2.0	4.0	4	0	0	0	0	0	0	1	1	5	0	0	0	0	0	0	0
2023	Miami	1	1	4	0	4	0	0	0.0	0.0	1	0	0	0	0	1	0	0	0	0	0	0	0	0	0	0	0
NFL TOTALS		2	2	10	3	7	1	3	2.0	4.0	5	0	0	0	0	1	0	1	1	5	0	0	0	0	0	0	0

SINGLE-GAME HIGHS: DEFENSIVE

Total Tackles	9 at Las Vegas, Sep 26, 2021
Solo Tackles	6 vs. N.Y. Giants, Oct 08, 2023
Sacks	2.5 at N.Y. Jets, Dec 07, 2025
Passes Defensed	2 at Detroit, Oct 30, 2022 ...1 more at 2.
Forced Fumbles	1 vs. New England, Nov 24, 2024 ...4 more at 1.
Fumble Recoveries	1 vs. New Orleans, Nov 30, 2025 ...5 more at 1.
Tackles For Loss	3 vs. N.Y. Giants, Oct 08, 2023 ...1 more at 3.
Interceptions	1 at Seattle, Sep 22, 2024 ...1 more at 1.
Interception Return Yards	5 vs. Tennessee, Dec 11, 2023
Blocked Field Goals	1 at New England, Jan 04, 2026
Longest Opp Fumble Return	5 vs. New Orleans, Nov 30, 2025

16 MICHAEL TAAFFE

S | 6'0" | 190 | TEXAS '26

NFL EXP. R | DOLPHINS EXP. R | BORN 02/18/03 | ACQUIRED D5A, 26

HOMETOWN AUSTIN, TEXAS

NFL CAREER

TRANSACTIONS:

- 5th-round pick (158th overall) by Miami in the 2026 NFL Draft.

BEFORE THE NFL

COLLEGE (TEXAS):

- 4-year letterman (2022-25) and 3-year starter.
- Began his career as a walk on.

CAREER: Played in 53 games with 36 starts; 222 tackles (119 solo), 3.0 sacks, 9.5 tackles for loss, 7 interceptions, 21 passes defensed, 1 forced fumble and 1 fumble recovery; 1 blocked punt.

SENIOR (2025): Started in 10 games; 70 tackles (38 solo), 1.0 sack, 1.0 tackle for loss, 2 interceptions and 3 passes defensed.

- 1st-team All-SEC.
- Wuerffel Trophy recipient, awarded to the FBS player who best combines exemplary service to others with leadership achievement on and off the field.
- Was named captain of the Allstate AFCA Good Works Team, recognizing his efforts in the community.

JUNIOR (2024): Started all 16 games; 78 tackles (40 solo), 2.0 sacks, 5.5 tackles for loss, 2 interceptions, 12 passes defensed, 1 forced fumble and 1 fumble recovery.

- Helped Texas to the College Football Playoff and Peach Bowl title.
- 2nd-team All-American.
- Semifinalist for the Burlsworth Trophy, awarded to the best player who began their career as a walk-on.

SOPHOMORE (2023): Played in all 14 games with 9 starts; 48 tackles (28 solo), 2.5 tackles for loss, 3 interceptions and 5 passes defensed; 1 blocked punt.

- Helped team to Big 12 title and program's first College Football Playoff appearance.
- Honorable mention All-Big 12.
- Nominee for the Burlsworth Trophy.

REDSHIRT FRESHMAN (2022): Played in all 13 games with 1 start; 26 tackles (13 solo) and 1 pass defensed.

- Was awarded a scholarship prior to the Longhorns' appearance in the Alamo Bowl.

TRUE FRESHMAN (2021): Redshirted.

- Walked on during fall camp.

HIGH SCHOOL (WESTLAKE HS - AUSTIN, TEXAS):

- Also participated in track & field.

SENIOR (2020): 60 tackles (48 solo), 7.0 tackles for loss, 5 interceptions and 1 fumble recovery; 18 receptions for 297 yards and 3 TDs.

- Led team to second consecutive state title.
- 1st-team all-district and 2nd-team all-state.

JUNIOR (2019): 37 tackles (27 solo), 1.0 sack, 3 interceptions and 1 fumble recovery; 1 interception returned for a TD.

OFF THE FIELD

PERSONAL:

- **MAJOR:** Sport management.

MICHAEL TAAFFE'S COLLEGE STATISTICS

				TACKLES					INTERCEPTIONS					FUMBLES		
YEAR	TEAM	GP	GS	TK	S	A	TFL	SK	NO	YDS	LG	TD	PD	FF	FR	YDS
2021	Texas	0	0	0	0	0	0.0	0.0	0	0	0	0	0	0	0	0
2022	Texas	13	1	26	13	13	0.5	0.0	0	0	0	0	1	0	0	0
2023	Texas	14	9	48	28	20	2.5	0.0	3	45	45	0	5	0	0	0
2024	Texas	16	16	78	40	38	5.5	2.0	2	9	9	0	12	1	1	0
2025	Texas	10	10	70	38	32	1.0	1.0	2	0	0	0	3	0	1	0
COLLEGE TOTALS		53	37	222	119	103	9.5	3.0	7	54	45	0	21	1	1	0



35 REESE TAYLOR

CB | 5'9" | 188 | PURDUE '23

NFL EXP. 2 | DOLPHINS EXP. 1 | BORN 08/27/99 | ACQUIRED WAI., '26 (DEN.)

HOMETOWN INDIANAPOLIS, IND.

NFL CAREER

TRANSACTIONS:

- Awarded off waivers to Miami on Aug. 31, 2026.
- Waived by Denver on Aug. 30, 2026.
- Signed to Denver's active roster on Nov. 15, 2025.
- Signed to Denver's practice squad on Aug. 27, 2025.
- Waived by Denver on Aug. 26, 2025.
- Signed to a reserve/future contract with Denver on Jan. 13, 2025.
- Signed to Denver's practice squad on Aug. 28, 2024.
- Waived by Denver on Aug. 27, 2024.
- Signed to a reserve/future contract with Denver on Jan. 9, 2024.
- Signed to Denver's practice squad on Nov. 16, 2023.
- Released by Denver on Nov. 14, 2023.
- Signed to Denver's practice squad on Nov. 8, 2023.
- Waived by Kansas City on Aug. 31, 2023.
- Signed to Kansas City's practice squad on Aug. 30, 2023.
- Waived by Kansas City on Aug. 29, 2023.
- Signed by Kansas City as an undrafted college free agent on May 6, 2023.

CAREER HIGHLIGHTS:

- Played in 5 career games.
- 2 solo special teams tackles.
- Appeared in 1 postseason game with Denver.

2025 (DENVER):

- Played in 4 games.
- Inactive for 3 games.
- Spent 10 games on the practice squad.
- 2 solo special teams tackles.

POSTSEASON:

AFC DIVISIONAL VS. BUFFALO (1/17): Inactive.

AFC CHAMPIONSHIP VS. NEW ENGLAND (1/25): Played but did not record any stats.

2024 (DENVER):

- Played in 1 game.
- Spent 16 games on the practice squad.

VS. INDIANAPOLIS (12/15): Played but did not record any stats.

- Made his NFL debut.

2023 (KANSAS CITY/DENVER):

- Spent 9 games on Denver's practice squad.
- Spent the offseason and training camp with Kansas City.

BEFORE THE NFL

COLLEGE (PURDUE):

- 5-year letterman (2018-22) and 2-year starter.
- Transferred from Indiana to Purdue following the 2021 season.

CAREER: Played in 53 games with 22 starts; 108 tackles (92 solo), 2.0 sacks, 3 interceptions, 18 passes defensed, 1 forced fumble and 1 fumble recovery; 15 carries for 83 yards (5.5 avg.); 28 receptions for 174 yards (6.2 avg.); 4 kickoff returns for 87 yards (21.8 avg.); 16 punt returns for 130 yards (8.1 avg.).

SENIOR (2022 AT PURDUE): Started in 13 games; 34 tackles (27 solo), 1 interception, 5 passes defensed and 1 fumble recovery; 2 punt returns for 15 yards (7.5 avg.).

- Helped team to Big Ten West title.

SENIOR (2021 AT INDIANA): Played in 9 games with 5 starts; 25 tackles (20 solo), 1.0 sack and 2 passes defensed; 4 punt returns for 32 yards (8.0 avg.).

JUNIOR (2020 AT INDIANA): Played in all 8 games with 3 starts; 29 tackles (25 solo), 1.0 sack, 1 interception, 8 passes defensed and 1 forced fumble; 1 kickoff return for 21 yards; 9 punt returns for 73 yards (8.1 avg.).

- Honorable mention All-Big Ten as a return specialist.

SOPHOMORE (2019 AT INDIANA): Played in 11 games with 1 start; 13 solo tackles, 1 interception and 3 passes defensed; 1 punt return for 10 yards.

TRUE FRESHMAN (2018 AT INDIANA): Played in 12 games; 7 solo tackles; 15 carries for 83 yards (5.5 avg.); 28 receptions for 174 yards (6.2 avg.); 3 kickoff returns for 66 yards (22.0 avg.).

- Started the year at cornerback before moving to running back & wide receiver.

HIGH SCHOOL (BEN DAVIS HS – INDIANAPOLIS, IND.):

- Set school records for passing yards (7,631) and passing touchdowns (79).

SENIOR (2017): 215-of-296 passing (72.6 pct.) for 3,150 yards and 40 TDs; 802 rushing yards and 15 TDs.

- Led his team to the state title, a 14-0 record and a No. 5 national ranking.
- Indiana Mr. Football.

OFF THE FIELD

PERSONAL:

- **MAJOR:** Sports media.

REESE TAYLOR'S NFL REGULAR SEASON DEFENSIVE STATISTICS

				TACKLES								INTERCEPTIONS					O. FUMB				ST					MISC	
YEAR	TEAM	GP	GS	TK	S	A	TFL	YDS	SK	YDS	QBH	NO	YDS	LG	TD	PD	FF	FR	TD	YDS	TK	S	A	FF	FR	S	A
2023	Kansas City	0	0	0	0	0	0	0	0.0	0.0	0	0	0	0	0	0	0	0	0	0	0	0	0	0	0	0	0
2023	Denver	0	0	0	0	0	0	0	0.0	0.0	0	0	0	0	0	0	0	0	0	0	0	0	0	0	0	0	0
2023	TOTAL	0	0	0	0	0	0	0	0.0	0.0	0	0	0	0	0	0	0	0	0	0	0	0	0	0	0	0	0
2024	Denver	1	0	0	0	0	0	0	0.0	0.0	0	0	0	0	0	0	0	0	0	0	0	0	0	0	0	0	0
2025	Denver	4	0	0	0	0	0	0	0.0	0.0	0	0	0	0	0	0	0	0	0	0	2	2	0	0	0	0	0
NFL TOTALS		5	0	0	0	0	0	0	0.0	0.0	0	0	0	0	0	0	0	0	0	0	2	2	0	0	0	0	0

REESE TAYLOR'S NFL POSTSEASON DEFENSIVE STATISTICS

				TACKLES								INTERCEPTIONS					O. FUMB				ST					MISC	
YEAR	TEAM	GP	GS	TK	S	A	TFL	YDS	SK	YDS	QBH	NO	YDS	LG	TD	PD	FF	FR	TD	YDS	TK	S	A	FF	FR	S	A
2024	Denver	0	0	0	0	0	0	0	0.0	0.0	0	0	0	0	0	0	0	0	0	0	0	0	0	0	0	0	0
2025	Denver	1	0	0	0	0	0	0	0.0	0.0	0	0	0	0	0	0	0	0	0	0	0	0	0	0	0	0	0
NFL TOTALS		1	0	0	0	0	0	0	0.0	0.0	0	0	0	0	0	0	0	0	0	0	0	0	0	0	0	0	0

SINGLE-GAME HIGHS: DEFENSIVE

Special Teams Tackles

1 at Kansas City, Dec 25, 2025
...1 more at 1.

1 JALEN TOLBERT

WR | 6'1" | 195 | SOUTH ALABAMA '22

NFL EXP. 5 | DOLPHINS EXP. 1 | BORN 02/27/99 | ACQUIRED UFA, '26 (DAL.)

HOMETOWN MOBILE, ALA.

NFL CAREER

TRANSACTIONS:

- Signed by Miami as an unrestricted free agent from Dallas on March 16, 2026.
- 3rd-round pick (88th overall) by Dallas in the 2022 NFL Draft.

CAREER HIGHLIGHTS:

- Played in 55 career games with 30 starts.
- 91 receptions for 1,093 yards (12.0 avg.) and 10 TDs.
- 5 kickoff returns for 105 yards (21.0 avg.).
- 2 solo special teams tackles.
- 1 miscellaneous tackle and 2 miscellaneous fumble recoveries.

2025 (DALLAS):

- Played in 13 games with 8 starts.
- Inactive for 4 games.
- 18 receptions for 203 yards (11.3 avg.) and 1 TD.

VS. GREEN BAY (9/28): 4 receptions for 61 yards (15.3 avg.).

AT DENVER (10/26): 2 receptions for 47 yards (23.5 avg.) and 1 TD.

- Caught a 35-yard TD pass from QB Joe Milton III with 4:44 remaining in the 4th quarter.

2024 (DALLAS):

- Played in all 17 games with 15 starts.
- 49 receptions for 610 yards (12.4 avg.) and 7 TDs.
- 1 miscellaneous tackle and 2 miscellaneous fumble recoveries.

VS. NEW ORLEANS (9/15): 6 receptions for 82 yards (13.7 avg.).

AT PITTSBURGH (10/6): 7 receptions for 87 yards (12.4 avg.) and 1 TD.

- Caught a game-winning 4-yard TD pass from QB Dak Prescott to give Dallas a 20-17 lead with 20 seconds remaining in the 4th quarter.
- Caught a career long 48-yard pass from QB Dak Prescott.

VS. WASHINGTON (1/5): 4 receptions for 98 yards (24.5 avg.).

2023 (DALLAS):

- Played in all 17 games with 6 starts.
- 22 receptions for 268 yards (12.2 avg.) and 2 TDs.
- 2 solo special teams tackles.

VS. NEW ENGLAND (10/1): 4 receptions for 53 yards (13.3 avg.); 1 solo special teams tackle.

AT PHILADELPHIA (11/5): 3 receptions for 49 yards (16.3 avg.) and 1 TD.

- Caught a 7-yard TD pass from QB Dak Prescott with 6:23 remaining in the 4th quarter.
- It was the 1st TD of his career.

POSTSEASON:

NFL WILD CARD VS. GREEN BAY (1/14): Inactive.

2022 (DALLAS):

- Played in 8 games with 1 start.
- Inactive for 9 games.
- 2 receptions for 12 yards (6.0 avg.).

AT N.Y. GIANTS (9/26): 1 reception for 4 yards.

- Made his NFL debut.

VS. CHICAGO (10/30): Played but did not record any stats.

- Made his 1st career start.

BEFORE THE NFL

COLLEGE (SOUTH ALABAMA):

- 4-year letterman (2018-21) and 3-year starter.

CAREER: Played in 47 games with 35 starts; 178 receptions for 3,140 yards (17.6 avg.) and 22 TDs.

REDSHIRT SENIOR (2021): Started all 12 games; 82 receptions for 1,474 yards (18.0 avg.) and 8 TDs.

- Sun Belt Conference Offensive Player of the Year.
- 1st-team All-Sun Belt Conference.

REDSHIRT JUNIOR (2020): Started all 11 games; 64 receptions for 1,085 yards (17.0 avg.) and 8 TDs.

- 1st-team All-Sun Belt Conference.

REDSHIRT SOPHOMORE (2019): Started all 12 games; 27 receptions for 521 yards (19.3 avg.) and 6 TDs.

REDSHIRT FRESHMAN (2018): Played in all 12 games; 5 receptions for 60 yards (12.0 avg.).

- Redshirted in 2017 due to injury.

HIGH SCHOOL (MCGILL-TOOLEN HS - MOBILE, ALA.):

- 3-year letterman (2014-16).
- Also played basketball and baseball.

SENIOR (2016): 37 receptions for 696 yards and 9 TDs.

OFF THE FIELD

COMMUNITY:

2025:

- Participated in the Reliant Home Run Derby to benefit the Salvation Army.

2024:

- Participated in the Reliant Home Run Derby to benefit the Salvation Army.

2022:

- Participated in the Reliant Home Run Derby to benefit the Salvation Army.

PERSONAL:

- **MAJOR:** Sports management.

JALEN TOLBERT'S NFL REGULAR SEASON RUSHING/RECEIVING STATISTICS

				RECEIVING					RUSHING				
YEAR	TEAM	GP	GS	NO.	YDS.	AVG.	LG	TD	NO.	YDS.	AVG.	LG	TD
2022	Dallas	8	1	2	12	6.0	8	0	0	0	0.0	0	0
2023	Dallas	17	6	22	268	12.2	45	2	0	0	0.0	0	0
2024	Dallas	17	15	49	610	12.4	48	7	0	0	0.0	0	0
2025	Dallas	13	8	18	203	11.3	35t	1	0	0	0.0	0	0
NFL TOTALS		55	30	91	1,093	12.0	48	10	0	0	0.0	0	0

JALEN TOLBERT'S NFL POSTSEASON RUSHING/RECEIVING STATISTICS

				RECEIVING					RUSHING				
YEAR	TEAM	GP	GS	NO.	YDS.	AVG.	LG	TD	NO.	YDS.	AVG.	LG	TD
2022	Dallas	0	0	0	0	0.0	0	0	0	0	0.0	0	0
2023	Dallas	1	0	0	0	0.0	0	0	0	0	0.0	0	0
NFL TOTALS		1	0	0	0	0.0	0	0	0	0	0.0	0	0

JALEN TOLBERT'S NFL REGULAR SEASON RETURN STATISTICS

		KICKOFF RETURNS					PUNT RETURNS					
YEAR	TEAM	RET.	YDS.	AVG.	LG	TD	NO.	FC	YDS.	AVG.	LG	TD
2022	Dallas	0	0	0.0	0	0	0	0	0	0.0	0	0
2023	Dallas	0	0	0.0	0	0	1	0	0	0.0	0	0
2024	Dallas	0	0	0.0	0	0	0	0	0	0.0	0	0
2025	Dallas	5	105	21.0	30	0	0	1	0	0.0	0	0
NFL TOTALS		5	105	21.0	30	0	1	1	0	0.0	0	0

JALEN TOLBERT'S NFL POSTSEASON RETURN STATISTICS

		KICKOFF RETURNS					PUNT RETURNS					
YEAR	TEAM	RET.	YDS.	AVG.	LG	TD	NO.	FC	YDS.	AVG.	LG	TD
2022	Dallas	0	0	0.0	0	0	0	0	0	0.0	0	0
2023	Dallas	0	0	0.0	0	0	0	0	0	0.0	0	0
NFL TOTALS		0	0	0.0	0	0	0	0	0	0.0	0	0

SINGLE-GAME HIGHS: RUSHING/RECEIVING

Receptions	7 at Pittsburgh, Oct 06, 2024
Receiving Yards	98 vs. Washington, Jan 05, 2025
Receiving Average	24.5 vs. Washington, Jan 05, 2025
Longest Receptions	48 at Pittsburgh, Oct 06, 2024
Receiving TDs	1 at Philadelphia, Dec 29, 2024 ...8 more at 1.
All-Purpose Yards	101 vs. N.Y. Giants, Sep 14, 2025
Kickoff Returns	4 vs. N.Y. Giants, Sep 14, 2025
Kickoff Return Yards	85 vs. N.Y. Giants, Sep 14, 2025
Longest Kickoff Return	30 vs. N.Y. Giants, Sep 14, 2025
Punt Returns	1 at L.A. Chargers, Oct 16, 2023
Kickoff Return Average	21.3 vs. N.Y. Giants, Sep 14, 2025
Special Teams Tackles	1 vs. New England, Oct 01, 2023 ...1 more at 1.
Most TDs	1 at Denver, Oct 26, 2025 ...9 more at 1.
Scrimmage Yards	98 vs. Washington, Jan 05, 2025

2022 GXG REGULAR-SEASON (DALLAS)

			RECEIVING					RUSHING						
DATE	OPPONENT	P/S	NO.	YDS.	AVG.	LG	TD	NO.	YDS.	AVG.	LG	TD	W/L	SCORE
09/11	Tampa Bay						INACTIVE						L	3-19
09/18	Cincinnati						INACTIVE						W	20-17
09/26	at N.Y. Giants	P	1	4	4.0	4	0	0	0	0.0	0	0	W	23-16
10/02	Washington						INACTIVE						W	25-10
10/09	at L.A. Rams						INACTIVE						W	22-10
10/16	at Philadelphia	P	0	0	0.0	0	0	0	0	0.0	0	0	L	17-26
10/23	Detroit	P	0	0	0.0	0	0	0	0	0.0	0	0	W	24-6
10/30	Chicago	S	0	0	0.0	0	0	0	0	0.0	0	0	W	49-29
11/13	at Green Bay	P	0	0	0.0	0	0	0	0	0.0	0	0	L	28-31+
11/20	at Minnesota	P	1	8	8.0	8	0	0	0	0.0	0	0	W	40-3
11/24	N.Y. Giants	P	0	0	0.0	0	0	0	0	0.0	0	0	W	28-20
12/04	Indianapolis	P	0	0	0.0	0	0	0	0	0.0	0	0	W	54-19
12/11	Houston						INACTIVE						W	27-23
12/18	at Jacksonville						INACTIVE						L	34-40+
12/24	Philadelphia						INACTIVE						W	40-34
12/29	at Tennessee						INACTIVE						W	27-13
01/08	at Washington						INACTIVE						L	6-26
2022 TOTALS		8-1	2	12	6.0	8	0	0	0	0.0	0	0	12-5	

+ - Overtime

2023 GXG REGULAR-SEASON (DALLAS)

			RECEIVING					RUSHING						
DATE	OPPONENT	P/S	NO.	YDS.	AVG.	LG	TD	NO.	YDS.	AVG.	LG	TD	W/L	SCORE
09/10	at N.Y. Giants	P	0	0	0.0	0	0	0	0	0.0	0	0	W	40-0
09/17	N.Y. Jets	S	3	18	6.0	7	0	0	0	0.0	0	0	W	30-10
09/24	at Arizona	P	0	0	0.0	0	0	0	0	0.0	0	0	L	16-28
10/01	New England	P	4	53	13.3	18	0	0	0	0.0	0	0	W	38-3
10/08	at San Francisco	S	0	0	0.0	0	0	0	0	0.0	0	0	L	10-42
10/16	at L.A. Chargers	P	0	0	0.0	0	0	0	0	0.0	0	0	W	20-17
10/29	L.A. Rams	P	0	0	0.0	0	0	0	0	0.0	0	0	W	43-20
11/05	at Philadelphia	S	3	49	16.3	32	1	0	0	0.0	0	0	L	23-28
11/12	N.Y. Giants	S	2	2	1.0	4	0	0	0	0.0	0	0	W	49-17
11/19	at Carolina	P	2	12	6.0	7	0	0	0	0.0	0	0	W	33-10
11/23	Washington	P	2	49	24.5	31	0	0	0	0.0	0	0	W	45-10
11/30	Seattle	S	1	17	17.0	17	0	0	0	0.0	0	0	W	41-35
12/10	Philadelphia	P	0	0	0.0	0	0	0	0	0.0	0	0	W	33-13
12/17	at Buffalo	P	0	0	0.0	0	0	0	0	0.0	0	0	L	10-31
12/24	at Miami	P	2	51	25.5	45	0	0	0	0.0	0	0	L	20-22
12/30	Detroit	P	1	9	9.0	9	0	0	0	0.0	0	0	W	20-19
01/07	at Washington	S	2	8	4.0	5	1	0	0	0.0	0	0	W	38-10
2023 TOTALS		17-6	22	268	12.2	45	2	0	0	0.0	0	0	12-5	

2024 GXG REGULAR-SEASON (DALLAS)

			RECEIVING					RUSHING						
DATE	OPPONENT	P/S	NO.	YDS.	AVG.	LG	TD	NO.	YDS.	AVG.	LG	TD	W/L	SCORE
09/08	at Cleveland	S	1	12	12.0	12	0	0	0	0.0	0	0	W	33-17
09/15	New Orleans	S	6	82	13.7	39	0	0	0	0.0	0	0	L	19-44
09/22	Baltimore	S	3	42	14.0	19	1	0	0	0.0	0	0	L	25-28
09/26	at N.Y. Giants	S	3	24	8.0	15	0	0	0	0.0	0	0	W	20-15
10/06	at Pittsburgh	S	7	87	12.4	48	1	0	0	0.0	0	0	W	20-17
10/13	Detroit	S	4	43	10.8	26	0	0	0	0.0	0	0	L	9-47
10/27	at San Francisco	S	3	44	14.7	28	0	0	0	0.0	0	0	L	24-30
11/03	at Atlanta	S	3	19	6.3	12	1	0	0	0.0	0	0	L	21-27
11/10	Philadelphia	S	3	14	4.7	9	0	0	0	0.0	0	0	L	6-34
11/18	Houston	S	2	21	10.5	15	0	0	0	0.0	0	0	L	10-34
11/24	at Washington	S	2	22	11.0	16	1	0	0	0.0	0	0	W	34-26
11/28	N.Y. Giants	S	2	41	20.5	36	0	0	0	0.0	0	0	W	27-20
12/09	Cincinnati	P	0	0	0.0	0	0	0	0	0.0	0	0	L	20-27
12/15	at Carolina	S	1	11	11.0	11t	1	0	0	0.0	0	0	W	30-14
12/22	Tampa Bay	P	2	20	10.0	10t	1	0	0	0.0	0	0	W	26-24
12/29	at Philadelphia	S	3	30	10.0	19	1	0	0	0.0	0	0	L	7-41
01/05	Washington	S	4	98	24.5	32	0	0	0	0.0	0	0	L	19-23
2024 TOTALS		17-15	49	610	12.4	48	7	0	0	0.0	0	0	7-10	

2025 GXG REGULAR-SEASON (DALLAS)

			RECEIVING					RUSHING						
DATE	OPPONENT	P/S	NO.	YDS.	AVG.	LG	TD	NO.	YDS.	AVG.	LG	TD	W/L/T	SCORE
09/04	at Philadelphia	S	1	0	0.0	0	0	0	0	0.0	0	0	L	20-24
09/14	N.Y. Giants	S	2	16	8.0	11	0	0	0	0.0	0	0	W	40-37+
09/21	at Chicago	P	3	24	8.0	12	0	0	0	0.0	0	0	L	14-31
09/28	Green Bay	S	4	61	15.3	34	0	0	0	0.0	0	0	T	40-40+
10/05	at N.Y. Jets	S	0	0	0.0	0	0	0	0	0.0	0	0	W	37-22
10/12	at Carolina	S	1	8	8.0	8	0	0	0	0.0	0	0	L	27-30
10/19	Washington	P	1	16	16.0	16	0	0	0	0.0	0	0	W	44-22
10/26	at Denver	P	2	47	23.5	35t	1	0	0	0.0	0	0	L	24-44
11/03	Arizona	P	0	0	0.0	0	0	0	0	0.0	0	0	L	17-27
11/17	at Las Vegas	S	0	0	0.0	0	0	0	0	0.0	0	0	W	33-16
11/23	Philadelphia						INACTIVE						W	24-21
11/27	Kansas City	S	0	0	0.0	0	0	0	0	0.0	0	0	W	31-28
12/04	at Detroit						INACTIVE						L	30-44
12/14	Minnesota						INACTIVE						L	26-34
12/21	L.A. Chargers						INACTIVE						L	17-34
12/25	at Washington	S	4	31	7.8	14	0	0	0	0.0	0	0	W	30-23
01/04	at N.Y. Giants	P	0	0	0.0	0	0	0	0	0.0	0	0	L	17-34
2025 TOTALS		13-8	18	203	11.3	35t	1	0	0	0.0	0	0	7-9-1	

+ - Overtime

11 DANTE TRADER JR.

S | 5'11" | 202 | MARYLAND '25

NFL EXP. 2 | DOLPHINS EXP. 2 | BORN 02/13/03 | ACQUIRED D5C, '25

HOMETOWN DELMAR, DEL.

NFL CAREER

TRANSACTIONS:

- 5th-round pick (155th overall) by Miami in the 2025 NFL Draft.

CAREER HIGHLIGHTS:

- Played in 17 career games with 3 starts.
- 48 tackles (25 solo) and 1 pass defensed.
- 7 special teams tackles (4 solo), 1 special teams forced fumble and 1 special teams fumble recovery.

2025 (MIAMI):

- Played in all 17 games with 3 starts.
- 48 tackles (25 solo) and 1 pass defensed.
- 7 special teams tackles (4 solo), 1 special teams forced fumble and 1 special teams fumble recovery.

AT INDIANAPOLIS (9/7): 3 tackles (2 solo).

- Made his NFL debut.

VS. N.Y. JETS (9/29): 2 special teams tackles (1 solo), 1 forced fumble special teams and 1 special teams fumble recovery.

- Forced WR Isaiah Williams to fumble the opening kickoff return and recovered it at the New York 36-yard line, giving Miami possession on the second play of the 3rd quarter.

VS. BALTIMORE (10/30): 12 tackles (7 solo); 1 solo special teams tackle.

VS. BUFFALO (11/9): 6 tackles (3 solo).

BEFORE THE NFL

COLLEGE (MARYLAND):

- 4-year letterman (2021-24) and 3-year starter.
- Also played lacrosse, earning 3rd-team All-American honors in 2023.

CAREER: Played in 47 games with 35 starts; 190 tackles (123 solo), 5 interceptions, 20 passes defensed and 1 forced fumble.

SENIOR (2024): Started 10 games; 59 tackles (37 solo), 1 interception and 5 passes defensed.

- Jason Witten Collegiate Man of the Year semifinalist.

JUNIOR (2023): Started 12 games; 53 tackles (38 solo), 2 interceptions, 8 passes defensed and 1 forced fumble.

- Helped team to its second-consecutive 8-win season for the first time since 2001-03.

SOPHOMORE (2022): Started all 13 games; 62 tackles (34 solo), 2 interceptions and 6 passes defensed.

- Tied for the team lead in interceptions.
- Academic All-Big Ten selection.

TRUE FRESHMAN (2021): Played in 12 games; 16 tackles (14 solo) and 1 pass defensed.

HIGH SCHOOL (MCDONOGH SCHOOL – OWINGS MILLS, MD.)

- Also played basketball and lacrosse; was a top-ten ranked lacrosse recruit in the country.
- Transferred from Delmar Senior High School (Delaware) prior to his junior year.

SENIOR (2020):

- Season canceled due to COVID-19 pandemic.

JUNIOR (2019): 25 solo tackles, 6 interceptions and 14 passes defensed.

- Helped his team to an 11-1 record.
- 1st-team all-state.

SOPHOMORE (2018):

- 2nd-team all-state.

FRESHMAN (2017):

- Helped his team to the Delaware state championship.

OFF THE FIELD

COMMUNITY:

2026:

- Participated in the 5K at DCC XVI, helping raise funds for cancer research.

2025:

- Along with the 2025 rookie class, provided holiday gifts for local families in need, selected through Neighbors 4 Neighbors.
- Served members of the South Florida community through team events and initiatives around Thanksgiving and the holidays, sharing fellowship, meals and gifts with families from local community organizations.

PERSONAL:

- **MAJOR:** African American studies.

DANTE TRADER JR.'S NFL REGULAR SEASON DEFENSIVE STATISTICS

				TACKLES								INTERCEPTIONS					O. FUMB				ST					MISC	
YEAR	TEAM	GP	GS	TK	S	A	TFL	YDS	SK	YDS	QBH	NO	YDS	LG	TD	PD	FF	FR	TD	YDS	TK	S	A	FF	FR	S	A
2025	Miami	17	3	48	25	23	0	0	0.0	0.0	0	0	0	0	0	1	0	0	0	0	7	4	3	1	1	0	0
NFL TOTALS		17	3	48	25	23	0	0	0.0	0.0	0	0	0	0	0	1	0	0	0	0	7	4	3	1	1	0	0

SINGLE-GAME HIGHS: DEFENSIVE

Total Tackles	12 vs. Baltimore, Oct 30, 2025	Special Teams Tackles	2 vs. N.Y. Jets, Sep 29, 2025
Solo Tackles	7 vs. Baltimore, Oct 30, 2025	Special Teams Forced Fumbles	1 vs. N.Y. Jets, Sep 29, 2025
Passes Defensed	1 at Atlanta, Oct 26, 2025	Special Teams Fumble Recoveries	1 vs. N.Y. Jets, Sep 29, 2025

83 SEYDOU TRAORE

TE | 6'4" | 242 | MISSISSIPPI STATE '26

NFL EXP. R | DOLPHINS EXP. R | BORN 08/12/02 | ACQUIRED D5C, '26

HOMETOWN LONDON, ENGLAND

NFL CAREER

TRANSACTIONS:

- 5th-round pick (180th overall) by Miami in the 2026 NFL Draft.

COLLEGE (MISSISSIPPI STATE):

- 4-year letterman (2021-22, 2024-25) and 3-year starter.
- Played at Arkansas State (2021-22) and Mississippi State (2023-25).

CAREER: Played in 48 games with 37 starts; 131 receptions for 1,480 yards (11.3 avg.) and 10 TDs.

REDSHIRT SENIOR (2025 AT MISSISSIPPI STATE): Played in all 13 games with 12 starts; 35 receptions for 367 yards (10.5 avg.) and 5 TDs.

REDSHIRT JUNIOR (2024 AT MISSISSIPPI STATE): Started 12 games; 34 receptions for 361 yards (10.6 avg.) and 1 TD.

JUNIOR (2023 AT MISSISSIPPI STATE): Sat out due to NCAA transfer rules.

- Redshirted.
- Spent spring ball with Colorado before transferring to Mississippi State ahead of the 2023 season.

SOPHOMORE (2022 AT ARKANSAS STATE): Played in 12 games with 11 starts; 50 receptions for 655 yards (13.1 avg.) and 4 TDs.

- Honorable mention All-American.
- 1st-team All-Sun Belt.

TRUE FRESHMAN (2021 AT ARKANSAS STATE): Played in 11 games with 2 starts; 12 receptions for 97 yards (8.1 avg.).

HIGH SCHOOL (CLEARWATER ACADEMY - CLEARWATER, FLA.)

- Moved from London, England his senior year to play football at Clearwater, where he played wide receiver.
- Had not played 11-man football prior to his time at Clearwater.

SENIOR (2020): 26 receptions for 433 yards (16.7 avg.) and 3 TDs.

OFF THE FIELD

PERSONAL:

- **MAJOR:** Interdisciplinary studies.
- Participated in the NFL Academy when he was 17.
- Played soccer growing up and was a standout goalie.

SEYDOU TRAORE'S COLLEGE STATS

				RECEIVING					RUSHING				
YEAR	TEAM	GP	GS	NO.	YDS	AVG	LG	TD	NO.	YDS.	AVG.	LG	TD
2021	Arkansas State	11	2	12	97	8.1	20	0	0	0	0.0	-	0
2022	Arkansas State	12	11	50	655	13.1	51	4	0	0	0.0	-	0
2023	Mississippi State	0	0	0	0	0	0	0	0	0	0.0	-	0
2024	Mississippi State	12	12	34	361	10.6	32	1	0	0	0.0	-	0
2025	Mississippi State	13	12	35	367	10.5	55	5	0	0	0.0	-	0
COLLEGE TOTALS		48	37	131	1,480	11.3	55	10	0	0	0.0	-	0

9 JOSH UCHE

EDGE | 6'3" | 252 | MICHIGAN '20

NFL EXP. 7 | DOLPHINS EXP. 1 | BORN 09/18/98 | ACQUIRED UFA, '26 (PHI.)

HOMETOWN MIAMI, FL

NFL CAREER

TRANSACTIONS:

- Signed by Miami as an unrestricted free agent from Philadelphia on March 12, 2026.
- Signed by Philadelphia as an unrestricted free agent from Kansas City on March 13, 2025.
- Traded from New England to Kansas City on October 28, 2024.
- 2nd-round pick (60th overall) by New England in the 2020 NFL Draft.

CAREER HONORS:

- AFC Defensive Player of the Week (at Arizona, 12/12/22).

CAREER HIGHLIGHTS:

- Played in 76 career games with 4 starts.
- 105 tackles (77 solo), 21.5 sacks, 1 pass defensed, 2 forced fumbles and 1 fumble recovery.
- 4 special teams tackles (2 solo).
- Appeared in 1 postseason game with New England.

2025 (PHILADELPHIA):

- Played in 12 games.
- Inactive for 5 games.
- 19 tackles (12 solo), 1.0 sack and 1 pass defensed.
- 4 special teams tackles (2 solo).

AT KANSAS CITY (9/14): 4 tackles (2 solo).

AT MINNESOTA (10/19): 3 tackles (2 solo) and 1.0 sack.

- Sacked QB Carson Wentz for a loss of 8 yards in the red zone.

VS. WASHINGTON (1/4): 5 tackles (3 solo).

2024 (NEW ENGLAND/KANSAS CITY):

- Played in 6 games with Kansas City.
- 10 tackles (7 solo) with Kansas City.
- Played in 7 games with 1 start with New England.
- 13 tackles (10 solo) and 2.0 sacks with New England.

AT N.Y. JETS (9/19): 5 tackles (4 solo) and 1.0 sack.

- Sacked QB Aaron Rodgers on 2nd-and-25 for a loss of 8 yards to end the 3rd quarter.

VS. MIAMI (10/6): 2 tackles (1 solo) and 1.0 sack.

- Sacked QB Tyler Huntley on 3rd down to force Miami to miss a 41-yard FG attempt.

AT DENVER (1/5): 8 tackles (5 solo).

POSTSEASON:

AFC DIVISIONAL VS. HOUSTON (1/18): Inactive.

AFC CHAMPIONSHIP VS. BUFFALO (1/26): Inactive.

SUPER BOWL LIX VS. PHILADELPHIA (2/9): Inactive.

2023 (NEW ENGLAND):

- Played in 15 games with 2 starts.
- Inactive for 2 games.
- 15 tackles (8 solo) and 3.0 sacks.

VS. PHILADELPHIA (9/10): 1 solo tackle and 1.0 sack.

- Sacked QB Jalen Hurts on 2nd down at the Philadelphia 16-yard line in the 2nd quarter.

AT DALLAS (10/1): 3 tackles (2 solo) and 1.0 sack.

- Sacked QB Dak Prescott for a loss of 10 yards on 3rd-and-8, forcing Dallas to punt.

AT DENVER (12/24): 2 tackles (1 solo) and 1.0 sack.

- Sacked QB Russell Wilson for a loss of 10 yards on 3rd-and-8, forcing Denver to punt.

2022 (NEW ENGLAND):

- Played in 15 games.
- Inactive for 2 games.
- 27 tackles (23 solo), 11.5 sacks and 2 forced fumbles.

VS. INDIANAPOLIS (11/6): 6 tackles (5 solo) and 3.0 sacks.

- Sacked QB Sam Ehlinger on 3rd-and-9 for a loss of 8 yards, forcing Indianapolis to punt.
- Sacked QB Sam Ehlinger on 3rd-and-6 for a loss of 2 yards, which led to a missed FG attempt.
- Sacked QB Sam Ehlinger on 3rd-and-8, forcing Indianapolis to punt to start the 3rd quarter.

VS. BUFFALO (12/1): 7 tackles (6 solo), 2.0 sacks and 1 forced fumble.

- Sacked QB Josh Allen on 2nd-and-15 on Buffalo's opening drive.
- Strip-sacked QB Josh Allen on 3rd-and-10, which was recovered by LB Matthew Judon and returned to the New England 42-yard line with 1:20 remaining in the 2nd quarter.

AT ARIZONA (12/12): 5 tackles (4 solo) and 3.0 sacks.

- Sacked QB Colt McCoy for a loss of 3 yards in the 3rd quarter.
- Sacked QB Colt McCoy on 4th-and-13, forcing a turnover on downs with 4:56 remaining in the game.
- Sacked QB Colt McCoy on 3rd-and-7 for a loss of 6 yards 2:28 remaining in the game.

AT LAS VEGAS (12/18): 1 assisted tackle, a 0.5 sack and 1 forced fumble.

- Split a sack of QB Derek Carr with DT Christian Barmore and forced Carr to fumble, which was recovered by Las Vegas.

HONORS:

- AFC Defensive Player of the Week (at Arizona, 12/12).

2021 (NEW ENGLAND):

- Played in 12 games.
- Inactive for 1 game.
- Missed 4 games after being placed on injured reserve on Nov. 16 and activated on Dec. 24.
- 12 tackles (10 solo), 3.0 sacks and 1 fumble recovery.

VS. MIAMI (9/12): 1 solo tackle and 1.0 sack.

- Sacked QB Tua Tagovailoa on 3rd-and-5, forcing Miami to settle for a FG.

AT N.Y. JETS (9/19): 3 solo tackles and 2.0 sacks.

- Sacked QB Zach Wilson on 3rd-and-4 for a loss of 11 yards in the 4th quarter.
- Sacked QB Zach Wilson for a loss of 5 yards in the 4th quarter.

VS. N.Y. JETS (10/24): 1 fumble recovery.

- Recovered a WR Michael Carter fumble, which was forced by DB Myles Bryant, to seal New England's victory.

POSTSEASON:

AFC WILD CARD AT BUFFALO (1/15): Played but did not record any stats.

2020 (NEW ENGLAND):

- Played in 9 games with 1 start.
- Inactive for 2 games.
- Missed 4 games after being placed on injured reserve on Sept. 25 and activated on Oct. 30.
- Missed the final game of the season after being placed on injured reserve on Dec. 30.
- 9 tackles (7 solo) and 1.0 sack.

AT BUFFALO (11/1): 1 solo tackle.

- Made his NFL debut.

VS. BALTIMORE (11/15): 1 solo tackle and 1.0 sack.

- Sacked QB Lamar Jackson for a loss of 7 yards in the 2nd quarter.

VS. BUFFALO (12/28): 2 tackles (1 solo).

- Made his 1st career start.

BEFORE THE NFL

COLLEGE (MICHIGAN):

- 3-year letterman (2017-19).

CAREER: Played in 39 games with 9 starts; 56 tackles (39 solo), 16.5 sacks, 3 passes defensed, 4 forced fumbles and 1 fumble recovery.

SENIOR (2019): Played in all 13 games with 9 starts; 35 tackles (23 solo), 8.5 sacks, 2 passes defensed, 2 forced fumbles and 1 fumble recovery.

- Named the team's Defensive Player of the Year.
- 2nd-team All-Big Ten.

JUNIOR (2018): Played in 12 games; 15 tackles (11 solo), 7.0 sacks and 1 pass defensed.

- All-Big Ten honorable mention.

SOPHOMORE (2017): Played in 10 games; 3 solo tackles and 1.0 sack.

TRUE FRESHMAN (2016): Played in 4 games; 3 tackles (2 solo) and 2 forced fumbles.

HIGH SCHOOL (CHRISTOPHER COLUMBUS HS - MIAMI, FLA.):

SENIOR (2015): 50 tackles, 14.0 sacks and 2 forced fumbles.

- Helped lead the team to the Florida Class 8A state championship game.

JUNIOR (2014): 34 tackles, 8.5 sacks and 2 forced fumbles.

- Helped lead the team to the Florida Class 8A state championship game.

OFF THE FIELD

COMMUNITY:

- Established the Joshua Uche Foundation to empower and provide at-risk youth with educational advancement, resource programming, mentorship and mental health empowerment.

PERSONAL:

- **MAJOR:** Political science.

JOSH UCHE'S NFL REGULAR SEASON DEFENSIVE STATISTICS

				TACKLES								INTERCEPTIONS					O. FUMB				ST					MISC	
YEAR	TEAM	GP	GS	TK	S	A	TFL	YDS	SK	YDS	QBH	NO	YDS	LG	TD	PD	FF	FR	TD	YDS	TK	S	A	FF	FR	S	A
2020	New England	9	1	9	7	2	2	7	1.0	7.0	7	0	0	0	0	0	0	0	0	0	0	0	0	0	0	0	0
2021	New England	12	0	12	10	2	3	23	3.0	23.0	4	0	0	0	0	0	0	1	0	0	0	0	0	0	0	0	0
2022	New England	15	0	27	23	4	9	47	11.5	49.5	14	0	0	0	0	0	2	0	0	0	0	0	0	0	0	0	0
2023	New England	15	2	15	8	7	3	20	3.0	20.0	6	0	0	0	0	0	0	0	0	0	0	0	0	0	0	0	0
2024	New England	7	1	13	10	3	2	11	2.0	11.0	3	0	0	0	0	0	0	0	0	0	0	0	0	0	0	0	0
2024	Kansas City	0	0	10	7	3	0	0	0.0	0.0	0	0	0	0	0	0	0	0	0	0	0	0	0	0	0	0	0
2024	TOTAL	7	1	23	17	6	2	11	2.0	11.0	3	0	0	0	0	0	0	0	0	0	0	0	0	0	0	0	0
2025	Philadelphia	12	0	19	12	7	2	9	1.0	8.0	3	0	0	0	0	1	0	0	0	0	4	2	2	0	0	0	0
NFL TOTALS		70	4	105	77	28	21	117	21.5	118.5	37	0	0	0	0	1	2	1	0	0	4	2	2	0	0	0	0

JOSH UCHE'S NFL POSTSEASON DEFENSIVE STATISTICS

				TACKLES								INTERCEPTIONS					O. FUMB				ST					MISC	
YEAR	TEAM	GP	GS	TK	S	A	TFL	YDS	SK	YDS	QBH	NO	YDS	LG	TD	PD	FF	FR	TD	YDS	TK	S	A	FF	FR	S	A
2021	New England	1	0	0	0	0	0	0	0.0	0.0	0	0	0	0	0	0	0	0	0	0	0	0	0	0	0	0	0
2024	Kansas City	0	0	0	0	0	0	0	0.0	0.0	0	0	0	0	0	0	0	0	0	0	0	0	0	0	0	0	0
2025	Philadelphia	0	0	0	0	0	0	0	0.0	0.0	0	0	0	0	0	0	0	0	0	0	0	0	0	0	0	0	0
NFL TOTALS		1	0	0	0	0	0	0	0.0	0.0	0	0	0	0	0	0	0	0	0	0	0	0	0	0	0	0	0

SINGLE-GAME HIGHS: DEFENSIVE

Total Tackles	8 at Denver, Jan 05, 2025	Fumble Recoveries	1 vs. N.Y. Jets, Oct 24, 2021
Solo Tackles	6 vs. Buffalo, Dec 01, 2022	Tackles For Loss	2 at N.Y. Jets, Sep 19, 2021
Sacks	2.0 at N.Y. Jets, Sep 19, 2021		

77 CAEDAN WALLACE

T | 6'5" | 320 | PENN STATE '24

NFL EXP. 3 | DOLPHINS EXP. 1 | BORN 04/18/00 | ACQUIRED T, '26 (NE)

HOMETOWN ROBBINSVILLE, N.J.

NFL CAREER

TRANSACTIONS:

- Traded from New England to Miami on Aug. 10, 2026.
- 3rd-round pick (68th overall) by New England in the 2024 NFL Draft.

CAREER HIGHLIGHTS:

- Played in 10 games with 2 starts - 1 at left tackle and 1 as an extra offensive lineman.

2025 (NEW ENGLAND):

- Played in 4 games.
- Inactive for 13 games.

POSTSEASON:

AFC WILD CARD VS. L.A. CHARGERS (1/11): Inactive.

AFC DIVISIONAL VS. HOUSTON (1/18): Inactive.

AFC CHAMPIONSHIP AT DENVER (1/25): Inactive.

SUPER BOWL LX VS. SEATTLE (2/8): Inactive.

2024 (NEW ENGLAND):

- Played in 6 games with 2 starts - 1 at left tackle and 1 as an extra offensive lineman.
- Missed 11 games after being placed on injured reserve on Oct. 4 and activated on Dec. 27.

AT CINCINNATI (9/8): Played but did not record any stats.

- Made his NFL debut.

BEFORE THE NFL

COLLEGE (PENN STATE):

- 5-year letterman (2019-23) and 4-year starter.

CAREER: Played in 47 games with 40 starts at right tackle.

SENIOR (2023): Started all 13 games at right tackle.

JUNIOR (2022): Played in 8 games with 7 starts at right tackle.

SOPHOMORE (2021): Started all 13 games at right tackle.

REDSHIRT FRESHMAN (2020): Played in 9 games with 7 starts at right tackle.

TRUE FRESHMAN (2019): Played in 4 games.

HIGH SCHOOL (THE HUN SCHOOL - ROBBINSVILLE, N.J.):

- 2-time captain as a junior and senior.
- Also competed in shot put and discus for the track & field team.

CAEDAN WALLACE'S NFL REGULAR SEASON STATISTICS

YEAR	TEAM	GP	GS
2024	New England	6	2
2025	New England	4	0
NFL TOTALS		10	2

CAEDAN WALLACE'S NFL POSTSEASON STATISTICS

YEAR	TEAM	GP	GS
2025	New England	0	0
NFL TOTALS		0	0

6 MALIK WASHINGTON

WR | 5'8" | 192 | VIRGINIA '24

NFL EXP. 3 | DOLPHINS EXP. 3 | BORN 10/20/00 | ACQUIRED D6A, '24

HOMETOWN LAWRENCEVILLE, GA.

NFL CAREER

TRANSACTIONS:

- 6th-round pick (184th overall) by Miami in the 2024 NFL Draft.

CAREER HIGHLIGHTS:

- Played in 31 career games with 9 starts.
- 72 receptions for 540 yards (7.5 avg.) and 3 TDs.
- 22 carries for 135 yards (6.1 avg.) and 2 TDs.
- 50 kickoff returns for 1,395 yards (27.9 avg.).
- 38 punt returns for 394 yards (10.4 avg.) and 1 TD.
- 3 miscellaneous tackles.
- His 27.9 kickoff return average is the highest in franchise history (min. 50 returns):

HIGHEST CAREER KICKOFF RETURN AVERAGE IN DOLPHINS HISTORY (MIN. 50 RETURNS)

PLAYER	YEARS	KR	YARDS	AVG.
1. MALIK WASHINGTON	2024-25	50	1,395	27.9
2. Mercury Morris	1969-75	11	2,947	26.5
3. Duriel Harris	1976-83, 1985	56	1,416	25.3
4. Marcus Thigpen	2012-13	77	1,918	24.81
5. Jakeem Grant Sr.	2016-21	89	2,206	24.79

- His 30.7 kickoff return average in 2024 was the 2nd-best in franchise history (min. 14 returns):

HIGHEST KICKOFF RETURN AVERAGE IN DOLPHINS SINGLE-SEASON HISTORY (MIN. 14 RETURNS)

PLAYER	YEAR	KR	YARDS	AVG.
1. Duriel Harris	1976	17	559	32.9
2. MALIK WASHINGTON	2024	14	430	30.7
3. Jakeem Grant Sr.	2018	18	535	29.7
4. Gary Davis	1977	14	414	29.6
5. Mercury Morris	1970	28	812	29.0

2025 (MIAMI):

- Played in all 17 games with 6 starts.
- 46 receptions for 317 yards (6.9 avg.) and 3 TDs.
- 17 carries for 110 yards (6.5 avg.) and 1 TD.
- 36 kickoff returns for 965 yards (26.8 avg.).
- 20 punt returns for 260 yards (13.0 avg.) and 1 TD.
- 2 miscellaneous tackles.

VS. NEW ENGLAND (9/14): 1 reception for 2 yards; 3 carries for 23 yards (7.7 avg.); 1 punt return for 74 yards and 1 TD; 2 kickoff returns for 48 yards (24.0 avg.).

- Returned a punt 74 yards for the go-ahead TD with 7:18 remaining in the 4th quarter.
- It was his 1st punt return TD of his career and tied for the 8th-longest punt return in Dolphins history.

VS. L.A. CHARGERS (10/12): 4 receptions for 22 yards (5.5 avg.); 1 carry for 1 yard; 5 kickoff returns for 153 yards (30.6 avg.); 1 punt return for 8 yards.

AT ATLANTA (10/26): 4 receptions for 36 yards (9.0 avg.) and 1 TD.

- Caught a 9-yard TD pass from QB Tua Tagovailoa to extend Miami's lead, 17-3, in the 2nd quarter.

VS. BUFFALO (11/9): 2 receptions for 9 yards (4.5 avg.) and 1 TD; 1 carry for 4 yards; 1 kickoff return for 24 yards; 1 punt return for 13 yards; 1 miscellaneous tackle.

- Caught a 9-yard TD pass from QB Tua Tagovailoa to give Miami a 7-0 lead with 4:53 remaining in the 1st quarter.

VS. CINCINNATI (12/21): 1 reception for 23 yards; 1 carry for 9 yards and 1 TD; 5 kickoff returns for 132 yards (26.4 avg.).

- Scored on a 9-yard TD run to give Miami a 14-10 lead with 2:30 remaining in the 2nd quarter.

2024 (MIAMI):

- Played in 14 games with 3 starts.
- Inactive for 3 games.
- 26 receptions for 223 yards (8.6 avg.).
- 5 carries for 25 yards (5.0 avg.) and 1 TD.
- 14 kickoff returns for 430 yards (30.7 avg.).
- 18 punt returns for 134 yards (7.4 avg.).
- 1 miscellaneous tackle.

AT L.A. RAMS (11/11): 1 reception for 17 yards; 1 carry for 18 yards and 1 TD; 3 punt returns for 21 yards (7.0 avg.).

- Made his 1st career start.
- Scored on an 18-yard TD run on Miami's opening possession.
- It was the 1st TD of his career.

VS. N.Y. JETS (12/8): 3 kickoff returns for 95 yards (31.7 avg.); 1 punt return for 10 yards.

- Returned a kickoff 45 yards in the final minute of regulation, leading to a game-tying 52-yard field goal from K Jason Sanders.

AT HOUSTON (12/15): 5 receptions for 52 yards (10.4 avg.); 3 kickoff returns for 73 yards (24.3 avg.); 2 punt returns for 24 yards (12.0 avg.).

AT N.Y. JETS (1/5): 4 receptions for 48 yards (12.0 avg.); 3 kickoff returns for 122 yards (40.7 avg.).

BEFORE THE NFL

COLLEGE (VIRGINIA):

- 2-year starter (2022-23)
- Transferred to Virginia from Northwestern as a graduate transfer following his senior season (2022).

CAREER: Played in 52 games with 31 starts; 230 receptions for 2,774 yards (12.1 avg.) and 12 TDs; 18 carries for 29 yards (1.6 avg.).

GRADUDATE (2023 AT VIRGINIA): Played in 12 games with 11 starts; 110 receptions for 1,426 yards (13.0 avg.) and 9 TDs; 3 carries for 7 yards (2.3 avg.).

- 1st-team All-ACC.
- 2nd-team All-American.
- Served as team captain.
- Led the FBS with 10 games of 100+ receiving yards.
- His 110 receptions broke single-season records for both UVA and the ACC, and his 1,426 receiving yards set a single-season record at Virginia.

SENIOR (2022 AT NORTHWESTERN): Started all 12 games; 65 receptions for 694 yards (10.7 avg.) and 1 TD; 9 carries for 12 yards (1.3 avg.).

JUNIOR (2021 AT NORTHWESTERN): Played in all 12 games with 7 starts; 44 receptions for 578 yards (13.1 avg.) and 2 TDs.

SOPHOMORE (2020 AT NORTHWESTERN): Played in 5 games; 5 receptions for 51 yards (10.2 avg.); 1 carry for 8 yards (8.0 avg.).

TRUE FRESHMAN (2019 AT NORTHWESTERN): Played in 11 games with 1 start; 6 receptions for 25 yards (4.2 avg.).

HIGH SCHOOL (PARKVIEW HS – LILBURN, GA.)

- Also lettered in track and field.
- Claimed a state and national championship in the 4x100 relay in 2017.

SENIOR (2018): 55 receptions for 792 yards (14.4 avg.) and 5 TDs; 43 carries for 287 yards (6.7 avg.) and 9 TDs; 5-of-10 passing (50.0 pct.) for 38 yards and 1 TD.

OFF THE FIELD

COMMUNITY:

2026:

- Participated in the 5K at DCC XVI, helping raise funds for cancer research.

2025:

- Joined the Dolphins Cancer Challenge executive board.
- Served members of the South Florida community through team events and initiatives around Thanksgiving and the holidays, sharing fellowship, meals and gifts with families from local community organizations.
- Participated in the month-long Jason Jenkins Days of Service initiative, volunteering at Feeding South Florida to inspect, sort and package food and produce for families facing food insecurity.

PERSONAL:

- **MASTER'S DEGREE:** Higher education.
- **MAJOR**: Psychology with a certificate in organizational leadership.

MALIK WASHINGTON'S NFL REGULAR SEASON RUSHING/RECEIVING STATISTICS

				RECEIVING					RUSHING				
YEAR	TEAM	GP	GS	NO.	YDS.	AVG.	LG	TD	NO.	YDS.	AVG.	LG	TD
2024	Miami	14	3	26	223	8.6	20	0	5	25	5.0	18t	1
2025	Miami	17	6	46	317	6.9	28	3	17	110	6.5	18	1
NFL TOTALS		31	9	72	540	7.5	28	3	22	135	6.1	18t	2

MALIK WASHINGTON'S NFL REGULAR SEASON RETURN STATISTICS

		KICKOFF RETURNS					PUNT RETURNS					
YEAR	TEAM	RET.	YDS.	AVG.	LG	TD	NO.	FC	YDS.	AVG.	LG	TD
2024	Miami	14	430	30.7	67	0	18	3	134	7.4	19	0
2025	Miami	36	965	26.8	47	0	20	11	260	13.0	74t	1
NFL TOTALS		50	1,395	27.9	67	0	38	14	394	10.4	74t	1

SINGLE-GAME HIGHS: RUSHING/RECEIVING

Rush Attempts	3 vs. Baltimore, Oct 30, 2025 ...1 more at 3.
Rushing Yards	23 vs. New England, Sep 14, 2025
Longest Runs	18 vs. New England, Sep 14, 2025 ...1 more at 18.
Rushing TDs	1 at L.A. Rams, Nov 11, 2024
Receptions	5 at Cleveland, Oct 19, 2025 ...1 more at 5.
Receiving Yards	52 at Houston, Dec 15, 2024
Receiving Average	16.0 vs. Baltimore, Oct 30, 2025
Longest Receptions	28 vs. Baltimore, Oct 30, 2025
Receiving TDs	1 vs. Buffalo, Nov 09, 2025 ...1 more at 1.
All-Purpose Yards	184 vs. L.A. Chargers, Oct 12, 2025
Kickoff Returns	5 vs. Cincinnati, Dec 21, 2025 ...1 more at 5.
Kickoff Return Yards	153 vs. L.A. Chargers, Oct 12, 2025
Longest Kickoff Return	67 at N.Y. Jets, Jan 05, 2025
Fair Catches	2 vs. Cincinnati, Dec 21, 2025 ...2 more at 2.
Punt Return Yards	74 vs. New England, Sep 14, 2025
Longest Punt Return	74t vs. New England, Sep 14, 2025
Punt Returns	3 at Carolina, Oct 05, 2025 ...1 more at 3.
Punt Return TDs	1 vs. New England, Sep 14, 2025
Punt Return Average	9.7 at Carolina, Oct 05, 2025
Kickoff Return Average	40.7 at N.Y. Jets, Jan 05, 2025
Most TDs	1 at New England, Jan 04, 2026 ...5 more at 1.
Miscellaneous Tackles	1 at New England, Oct 06, 2024
Scrimmage Yards	61 vs. Baltimore, Oct 30, 2025

2024 GXG REGULAR-SEASON (MIAMI)

			RECEIVING					RUSHING						
DATE	OPPONENT	P/S	NO.	YDS.	AVG.	LG	TD	NO.	YDS.	AVG.	LG	TD	W/L	SCORE
09/08	Jacksonville						INACTIVE						W	20-17
09/12	Buffalo						INACTIVE						L	10-31
09/22	at Seattle						INACTIVE						L	3-24
09/30	Tennessee	P	1	8	8.0	8	0	0	0	0.0	0	0	L	12-31
10/06	at New England	P	0	0	0.0	0	0	0	0	0.0	0	0	W	15-10
10/20	at Indianapolis	P	2	9	4.5	7	0	0	0	0.0	0	0	L	10-16
10/27	Arizona	P	0	0	0.0	0	0	0	0	0.0	0	0	L	27-28
11/03	at Buffalo	P	0	0	0.0	0	0	1	9	9.0	9	0	L	27-30
11/11	at L.A. Rams	S	1	17	17.0	17	0	1	18	18.0	18t	1	W	23-15
11/17	Las Vegas	P	3	11	3.7	9	0	1	7	7.0	7	0	W	34-19
11/24	New England	P	1	1	1.0	1	0	1	2	2.0	2	0	W	34-15
11/28	at Green Bay	P	2	8	4.0	8	0	0	0	0.0	0	0	L	17-30
12/08	N.Y. Jets	P	0	0	0.0	0	0	0	0	0.0	0	0	W	32-26+
12/15	at Houston	P	5	52	10.4	20	0	0	0	0.0	0	0	L	12-20
12/22	San Francisco	S	3	28	9.3	19	0	0	0	0.0	0	0	W	29-17
12/29	at Cleveland	S	4	41	10.3	13	0	1	-11	-11.0	-11	0	W	20-3
01/05	at N.Y. Jets	P	4	48	12.0	20	0	0	0	0.0	0	0	L	20-32
2024 TOTALS		14-3	26	223	8.6	20	0	5	25	5.0	18t	1	8-9	

+ - Overtime

2025 GXG REGULAR-SEASON (MIAMI)

			RECEIVING					RUSHING						
DATE	OPPONENT	P/S	NO.	YDS.	AVG.	LG	TD	NO.	YDS.	AVG.	LG	TD	W/L	SCORE
09/07	at Indianapolis	P	2	20	10.0	11	0	1	9	9.0	9	0	L	8-33
09/14	New England	P	1	2	2.0	2	0	3	23	7.7	18	0	L	27-33
09/18	at Buffalo	S	3	12	4.0	5	0	2	20	10.0	14	0	L	21-31
09/29	N.Y. Jets	S	2	13	6.5	9	0	2	8	4.0	8	0	W	27-21
10/05	at Carolina	S	4	0	0.0	8	0	0	0	0.0	0	0	L	24-27
10/12	L.A. Chargers	P	4	22	5.5	9	0	1	1	1.0	1	0	L	27-29
10/19	at Cleveland	P	5	30	6.0	14	0	0	0	0.0	0	0	L	6-31
10/26	at Atlanta	P	4	36	9.0	17	1	0	0	0.0	0	0	W	34-10
10/30	Baltimore	P	3	48	16.0	28	0	3	13	4.3	7	0	L	6-28
11/09	Buffalo	P	2	9	4.5	9t	1	1	4	4.0	4	0	W	30-13
11/16	Washington	P	3	42	14.0	18	0	0	0	0.0	0	0	W	16-13+
11/30	New Orleans	P	4	30	7.5	19	0	0	0	0.0	0	0	W	21-17
12/07	at N.Y. Jets	P	3	10	3.3	9	0	0	0	0.0	0	0	W	34-10
12/15	at Pittsburgh	S	1	10	10.0	10	0	0	0	0.0	0	0	L	15-28
12/21	Cincinnati	P	1	23	23.0	23	0	1	9	9.0	9t	1	L	21-45
12/28	Tampa Bay	S	1	4	4.0	4	0	1	1	1.0	1	0	W	20-17
01/04	at New England	S	3	6	2.0	5	1	2	22	11.0	14	0	L	10-38
2025 TOTALS		17-6	46	317	6.9	28	3	17	110	6.5	18	1	7-10	

+ - Overtime

2 MALIK WILLIS

QB | 6'1" | 225 | LIBERTY '22

NFL EXP. 5 | DOLPHINS EXP. 1 | BORN 05/25/99 | ACQUIRED UFA, '26 (GB)

HOMETOWN COLLEGE PARK, GA.

NFL CAREER

TRANSACTIONS:

- Signed by Miami as an unrestricted free agent from Green Bay on March 12, 2026.
- Traded from Tennessee to Green Bay on Aug. 26, 2024.
- 3rd-round pick (86th overall) by Tennessee in the 2022 NFL Draft.

CAREER HIGHLIGHTS:

- Played in 22 career games with 6 starts.
- 105-of-155 passing (67.7 pct.) for 1,322 yards, 6 TDs and a QB rating of 98.9.
- 74 carries for 405 yards (5.5 avg.) and 4 TDs.
- His 134.6 passer rating since 2024 leads the NFL (min. 50 pass attempts):

NFL PASSER RATING LEADERS SINCE 2024 (MIN. 50 PASS ATTEMPTS)

	PLAYER	TEAM	PASSER RATING
1.	MALIK WILLIS	MIA.	134.6
2.	Mitchell Trubisky	Ten.	128.6
3.	Lamar Jackson	Bal.	113.5
4.	Jared Goff	Det.	108.5
5.	Joe Burrow	Cin.	106.3

- Serves as a team captain in 2026.

2026 (MIAMI):

- Serves as team captain.

2025 (GREEN BAY):

- Played in 4 games with 1 start.
- Dressed but did not play in 12 games.
- Inactive for 1 game.
- 30-of-35 passing (85.7 pct.) for 422 yards, 3 TDs and a QB rating of 145.5.
- 22 carries for 123 yards (5.6 avg.) and 2 TDs.

AT N.Y. GIANTS (11/16): 2-of-2 passing (100.0 pct.) for 6 yards, 1 TD and a QB rating of 118.8; 1 carry for 16 yards.

- Entered in relief of an QB Jordan Love late in the 1st quarter and found WR Christian Watson for a 1-yard TD pass.

AT CHICAGO (12/20): 9-of-11 passing (81.8 pct.) for 121 yards, 1 TD and a QB rating of 142.8; 10 carries for 44 yards (4.4 avg.).

- Connected with WR Romeo Doubs on a 33-yard TD pass to give Green Bay a 13-3 lead at the end of the 3rd quarter.

VS. BALTIMORE (12/27): 18-of-21 passing (85.7 pct.) for 288 yards, 1 TD and a QB rating of 134.6; 9 carries for 60 yards (6.7 avg.) and 2 TDs.

- Became the 1st player in NFL history to post 275+ passing yards, a completion percentage of 85+ (min. 15 att.), a passing TD, 60+ rushing yards and multiple rushing TDs in the same game.
- Found WR Christian Watson for a 39-yard TD pass on Green Bay's opening possesion.
- Scored on a 22-yard TD rush with 1:30 remaining in the 2nd quarter.
- Scored on an 11-yard TD rush with 2:08 left in the 3rd quarter.

POSTSEASON:

NFC WILD CARD AT CHICAGO (1/10): Dressed but did not play.

2024 (GREEN BAY):

- Played in 7 games with 2 starts.
- Dressed but did not play in 10 games.
- 40-of-54 passing (74.1 pct.) for 550 yards, 3 TDs and a QB rating of 124.8.
- 20 carries for 138 yards (6.0 avg.) and 1 TD.
- Among QBs with 50+ pass attempts, his 124.8 passer rating was the best single-season mark in NFL history.

VS. INDIANAPOLIS (9/15): 12-of-14 passing (85.7 pct.) for 122 yards, 1 TD and a QB rating of 126.8; 6 carries for 41 yards (6.8 avg.).

- Found WR Dontayvion Wicks for a 14-yard TD pass to give Green Bay a 10-0 lead in the 1st quarter.

AT TENNESSEE (9/22): 13-of-19 passing (68.4 pct.) for 202 yards, 1 TD and a QB rating of 120.9; 6 carries for 73 yards (12.2 avg.) and 1 TD.

- Became the 4th QB in NFL history to post 200+ passing yards, a passing TD, no INTs and a 120+ passer rating, along with 70+ rushing yards, a rushing TD and average 12+ yards per carry in a single game.
- Scored on a 5-yard TD run on Green Bay's first possession of the game.
- Connected with RB Emanuel Wilson on a 30-yard TD pass to give Green Bay a 27-7 lead in the 3rd quarter.

AT JACKSONVILLE (10/27): 4-of-5 passing (80.0 pct.) for 56 yards, 1 TD and a QB rating of 152.9; 4 carries for 23 yards (5.8 avg).

- Connected with TE Tucker Kraft for a 3-yard TD pass to give the Packers a 27-17 lead in the 4th quarter.

POSTSEASON:

NFC WILD CARD AT PHILADELPHIA (1/12): Dressed but did not play.

2023 (TENNESSEE):

- Played in 3 games.
- Dressed but did not play in 8 games.
- Inactive for 6 games.
- 4-of-5 passing (80.0 pct.) for 74 yards and a QB rating of 118.8.
- 5 carries for 21 yards (4.2 avg.).

VS. BALTIMORE (10/15): 4-of-5 passing (80.0 pct.) for 74 yards and a QB rating of 118.8; 3 carries for 17 yards (5.7 avg.).

2022 (TENNESSEE):

- Played in 8 games with 3 starts.
- Dressed but did not play in 9 games.
- 31-of-61 passing (50.8 pct.) for 276 yards and a QB rating of 42.8.
- 27 carries for 123 yards (4.6 avg.) and 1 TD.

AT BUFFALO (9/19): 1-of-4 passing (25.0 pct.) for 6 yards and a QB rating of 39.6; 4 carries for 16 yards (6.0 avg.).

- Made his NFL debut.

AT HOUSTON (10/30): 6-of-10 passing (60.0 pct.) for 55 yards and a QB rating of 35.4; 5 carries for 12 yards (2.4 avg.).

VS. HOUSTON (12/14): 14-of-23 passing (60.9 pct.) for 99 yards and a QB rating of 34.5; 7 carries for 43 yards (6.1 avg.) and 1 TD.

- Scored on a 14-yard TD run to give Tennessee a 14-10 lead with 8:59 remaining in the 3rd quarter.

BEFORE THE NFL

COLLEGE (LIBERTY):

- 2-year starter (2020-21) at Liberty.
- Transferred to Liberty from Auburn after the 2018 season.

CAREER: Played in 38 games with 23 starts; 388-of-618 passing (62.8 pct.) for 5,191 yards and 48 TDs; 366 carries for 2,131 yards (5.8 avg.) and 29 TDs.

REDSHIRT SENIOR (2021 AT LIBERTY): Started all 13 games; 207-of-339 passing (61.1 pct.) for 2,862 yards and 27 TDs; 197 carries for 878 yards (4.5 avg.) and 13 TDs.

- Broke the single-season school record with 40 total TDs, ranked 8th in the nation.
- Semifinalist for the Davey O'Brien National Quarterback Award and the Maxwell Award.
- Recipient of the Bobby Bowden Trophy, presented annually to a college football player who epitomizes a student-athlete of faith and conducts himself in an exemplary model in the classroom, on the field, on the campus and in the community.

REDSHIRT JUNIOR (2020 AT LIBERTY): Started 10 games; 170-of-265 passing (64.2 pct.) for 2,260 yards and 20 TDs; 141 carries for 944 yards (6.7 avg.) and 14 TDs.

- Redshirted in 2019 at Liberty due to the transfer rule.

SOPHOMORE (2018 AT AUBURN): Played in 8 games; 5-of-7 passing (71.4 pct.) for 24 yards; 12 carries for 88 yards (7.3 avg.) and 1 TD.

TRUE FRESHMAN (2017 AT AUBURN): Played in 7 games; 6-of-7 passing (85.7 pct.) for 45 yards and 1 TD; 16 carries for 221 rushing yards (13.8 avg.) and 1 TD.

HIGH SCHOOL (ROSWELL HS - ROSWELL, GA.):

- Also played baseball.
- Attended Westlake HS (Atlanta, Ga.) for three years before transferring to Roswell HS.

SENIOR (2016): Led the Hornets to the state title game; recorded 2,562 passing yards, 1,033 rushing yards and 37 total TDs.

- 1st-team all-state.
- Class 7A Offensive Player of the Year (Atlanta Journal-Constitution).

OFF THE FIELD

PERSONAL:

- **MAJOR:** Interdisciplinary studies with a focus in business and sports management.
- His uncle, James Anderson, played linebacker in the NFL for 10 seasons with the Carolina Panthers (2006-12), Chicago Bears (2013), Tennessee Titans (2014) and New Orleans Saints (2015).
- His cousin, Nigel Warrior, played safety for the Seattle Seahawks in 2021.

MALIK WILLIS' NFL REGULAR SEASON PASSING/RUSHING STATISTICS

				PASSING											RUSHING				
YEAR	TEAM	GP	GS	ATT.	CMP.	PCT.	YDS	AVG.	TD	INT.	LG	SK	LST	RATE	NO.	YDS.	AVG.	LG	TD
2022	Tennessee	8	3	61	31	50.8	276	4.5	0	3	48	10	49	42.8	27	123	4.6	17	1
2023	Tennessee	3	0	5	4	80.0	74	14.8	0	0	48	4	30	118.8	5	21	4.2	11	0
2024	Green Bay	7	2	54	40	74.1	550	10.2	3	0	51	8	37	124.8	20	138	6.9	29	1
2025	Green Bay	4	1	35	30	85.7	422	12.1	3	0	40	3	15	145.5	22	123	5.6	22t	2
TOTALS		22	6	155	105	67.7	1,322	8.5	6	3	51	25	131	98.9	74	405	5.5	29	4

MALIK WILLIS' NFL POSTSEASON PASSING/RUSHING STATISTICS

				PASSING											RUSHING				
YEAR	TEAM	GP	GS	ATT.	CMP.	PCT.	YDS	AVG.	TD	INT.	LG	SK	LST	RATE	NO.	YDS.	AVG.	LG	TD
2024	Green Bay	0	0	0	0	0.0	0	0.0	0	0	0	0	0	0.0	0	0	0.0	0	0
2025	Green Bay	0	0	0	0	0.0	0	0.0	0	0	0	0	0	0.0	0	0	0.0	0	0
TOTALS		0	0	0	0	0.0	0	0.0	0	0	0	0	0	0.0	0	0	0.0	0	0

SINGLE-GAME HIGHS: QUARTERBACK

Pass Attempts	23 vs. Houston, Dec 24, 2022
Pass Completions	18 vs. Baltimore, Dec 27, 2025
Yards Passing	288 vs. Baltimore, Dec 27, 2025
TD Passes	1 vs. Baltimore, Dec 27, 2025 ...5 more at 1.
Long Passes	51 at Jacksonville, Oct 27, 2024
Completion Percentage	85.7 vs. Baltimore, Dec 27, 2025
Passer Rating	134.6 vs. Baltimore, Dec 27, 2025
Rush Attempts	10 at Chicago, Dec 20, 2025
Rushing Yards	73 at Tennessee, Sep 22, 2024
Rushing Average	6.7 vs. Baltimore, Dec 27, 2025
Longest Runs	29 at Tennessee, Sep 22, 2024
Rushing TDs	2 vs. Baltimore, Dec 27, 2025

2022 GAME-BY-GAME REGULAR-SEASON STATISTICS (TENNESSEE)

			PASSING											RUSHING					
DATE	OPPONENT	P/S	ATT	CMP	YDS	PCT	Y/A	Y/C	TD	INT	LG	SK/YD	RATE	ATT	YDS	LG	TD	W/L	SCORE
09/11	N.Y. Giants								DID NOT PLAY									L	20-21
09/19	at Buffalo	P	4	1	6	25.0	1.5	6.0	0	0	6	0/0	39.6	4	16	8	0	L	7-41
09/25	Las Vegas								DID NOT PLAY									W	24-22
10/02	at Indianapolis								DID NOT PLAY									W	24-17
10/09	at Washington								DID NOT PLAY									W	21-17
10/23	Indianapolis	P	0	0	0	0.0	0.0	0.0	0	0	0	0/0	0.0	0	0	0	0	W	19-10
10/30	at Houston	S	10	6	55	60.0	5.5	9.2	0	1	16	3/15	35.4	5	12	6	0	W	17-10
11/06	at Kansas City	S	16	5	80	31.3	5.0	16.0	0	0	48	3/23	49.0	8	40	17	0	L	17-20+
11/13	Denver	P	0	0	0	0.0	0.0	0.0	0	0	0	0/0	0.0	1	-4	-4	0	W	17-10
11/17	at Green Bay								DID NOT PLAY									W	27-17
11/27	Cincinnati								DID NOT PLAY									L	16-20
12/04	at Philadelphia	P	4	2	16	50.0	4.0	8.0	0	0	10	0/0	60.4	1	8	8	0	L	10-35
12/11	Jacksonville								DID NOT PLAY									L	22-36
12/18	at L.A. Chargers	P	4	3	20	75.0	5.0	6.7	0	0	7	0/0	85.4	1	8	8	0	L	14-17
12/24	Houston	S	23	14	99	60.9	4.3	7.1	0	2	15	4/11	34.5	7	43	14t	1	L	14-19
12/29	Dallas								DID NOT PLAY									L	13-27
01/07	at Jacksonville								DID NOT PLAY									L	16-20
2022 TOTALS		8-3	61	31	276	50.8	4.5	8.9	0	3	48	10/49	42.8	27	123	17	1	7-10	

+ - Overtime

2023 GAME-BY-GAME REGULAR-SEASON STATISTICS (TENNESSEE)

			PASSING											RUSHING					
DATE	OPPONENT	P/S	ATT	CMP	YDS	PCT	Y/A	Y/C	TD	INT	LG	SK/YD	RATE	ATT	YDS	LG	TD	W/L	SCORE
09/10	at New Orleans								DID NOT PLAY									L	15-16
09/17	L.A. Chargers								DID NOT PLAY									W	27-24+
09/24	at Cleveland	P	0	0	0	0.0	0.0	0.0	0	0	0	0/0	0.0	0	0	0	0	L	3-27
10/01	Cincinnati								DID NOT PLAY									W	27-3
10/08	at Indianapolis								DID NOT PLAY									L	16-23
10/15	Baltimore	P	5	4	74	80.0	14.8	18.5	0	0	48	4/30	118.8	3	17	11	0	L	16-24
10/29	Atlanta	P	0	0	0	0.0	0.0	0.0	0	0	0	0/0	0.0	2	4	4	0	W	28-23
11/02	at Pittsburgh								DID NOT PLAY									L	16-20
11/12	at Tampa Bay								DID NOT PLAY									L	6-20
11/19	at Jacksonville								INACTIVE									L	14-34
11/26	Carolina								INACTIVE									W	17-10
12/03	Indianapolis								INACTIVE									L	28-31+
12/11	at Miami								INACTIVE									W	28-27
12/17	Houston								INACTIVE									L	16-19+
12/24	Seattle								DID NOT PLAY									L	17-20
12/31	at Houston								INACTIVE									L	3-26
01/07	Jacksonville								DID NOT PLAY									W	28-20
2023 TOTALS		3-0	5	4	74	80.0	14.8	18.5	0	0	48	4/30	118.8	5	21	11	0	6-11	

+ - Overtime

2024 GAME-BY-GAME REGULAR-SEASON STATISTICS (GREEN BAY)

			PASSING											RUSHING					
DATE	OPPONENT	P/S	ATT	CMP	YDS	PCT	Y/A	Y/C	TD	INT	LG	SK/YD	RATE	ATT	YDS	LG	TD	W/L	SCORE
09/06	at Philadelphia	P	1	0	0	0.0	0.0	0.0	0	0	0	1/4	39.6	0	0	0	0	L	29-34
09/15	Indianapolis	S	14	12	122	85.7	8.7	10.2	1	0	39	0/0	126.8	6	41	19	0	W	16-10
09/22	at Tennessee	S	19	13	202	68.4	10.6	15.5	1	0	37	3/12	120.9	6	73	29	1	W	30-14
09/29	Minnesota								DID NOT PLAY									L	29-31
10/06	at L.A. Rams								DID NOT PLAY									W	24-19
10/13	Arizona								DID NOT PLAY									W	34-13
10/20	Houston								DID NOT PLAY									W	24-22
10/27	at Jacksonville	P	5	4	56	80.0	11.2	14.0	1	0	51	1/0	152.9	4	23	20	0	W	30-27
11/03	Detroit								DID NOT PLAY									L	14-24
11/17	at Chicago								DID NOT PLAY									W	20-19
11/24	San Francisco	P	0	0	0	0.0	0.0	0.0	0	0	0	0/0	0.0	0	0	0	0	W	38-10
11/28	Miami								DID NOT PLAY									W	30-17
12/05	at Detroit								DID NOT PLAY									L	31-34
12/15	at Seattle								DID NOT PLAY									W	30-13
12/23	New Orleans	P	2	1	34	50.0	17.0	34.0	0	0	34	0/0	95.8	3	-2	0	0	W	34-0
12/29	at Minnesota								DID NOT PLAY									L	25-27
01/05	Chicago	P	13	10	136	76.9	10.5	13.6	0	0	41	3/21	109.8	1	3	3	0	L	22-24
2024 TOTALS		7-2	54	40	550	74.1	10.2	13.8	3	0	51	8/37	124.8	20	138	29	1	11-6	

2025 GAME-BY-GAME REGULAR-SEASON STATISTICS (GREEN BAY)

			PASSING											RUSHING					
DATE	OPPONENT	P/S	ATT	CMP	YDS	PCT	Y/A	Y/C	TD	INT	LG	SK/YD	RATE	ATT	YDS	LG	TD	W/L/T	SCORE
09/07	Detroit								DID NOT PLAY									W	27-13
09/11	Washington								DID NOT PLAY									W	27-18
09/21	at Cleveland								DID NOT PLAY									L	10-13
09/28	at Dallas								DID NOT PLAY									T	40-40+
10/12	Cincinnati								DID NOT PLAY									W	27-18
10/19	at Arizona								DID NOT PLAY									W	27-23
10/26	at Pittsburgh								DID NOT PLAY									W	35-25
11/02	Carolina								DID NOT PLAY									L	13-16
11/10	Philadelphia								DID NOT PLAY									L	7-10
11/16	at N.Y. Giants	P	2	2	6	100.0	3.0	3.0	1	0	5	0/0	118.8	1	16	16	0	W	27-20
11/23	Minnesota	P	1	1	7	100.0	7.0	7.0	0	0	7	0/0	95.8	2	3	4	0	W	23-6
11/27	at Detroit								DID NOT PLAY									W	31-24
12/07	Chicago								DID NOT PLAY									W	28-21
12/14	at Denver								DID NOT PLAY									L	26-34
12/20	at Chicago	P	11	9	121	81.8	11.0	13.4	1	0	33t	2/6	142.8	10	44	13	0	L	16-22+
12/27	Baltimore	S	21	18	288	85.7	13.7	16.0	1	0	40	1/9	134.6	9	60	22t	2	L	24-41
01/04	at Minnesota								INACTIVE									L	3-16
2025 TOTALS		**4-1**	**35**	**30**	**422**	**85.7**	**12.1**	**14.1**	**3**	**0**	**40**	**3/15**	**145.5**	**22**	**123**	**22t**	**2**	**9-7-1**	

+ - Overtime

25 JULIUS WOOD

S | 6'1" | 193 | EAST CAROLINA '24

NFL EXP. 2 | DOLPHINS EXP. 1 | BORN 05/02/01 | ACQUIRED WAI., '26 (DAL.)

HOMETOWN COLUMBUS, OHIO

NFL CAREER

TRANSACTIONS:

- Awarded off waivers to Miami on Aug. 31, 2026.
- Waived by Dallas on Aug. 30, 2026.
- Signed to a reserve/future contract with Dallas on Jan. 6, 2026.
- Signed to Dallas's practice squad on Oct. 7, 2025.
- Waived by Tennessee on Aug. 25, 2025.
- Awarded off waivers to Tennessee on Aug. 28, 2024.
- Waived by Dallas on Aug. 27, 2024.
- Signed by Dallas as an undrafted college free agent on May 9, 2024.

CAREER HIGHLIGHTS:

- Appeared in 9 career games.
- 1 tackle.
- 1 special teams tackle.

2025 (TENNESSEE/DALLAS):

- Spent 12 games on Dallas' practice squad.
- Missed 1 game on the reserve/suspended list.
- Spent the offseason and training camp with Tennessee.

2024 (DALLAS/TENNESSEE):

- Played in 9 games with Tennessee.
- Inactive for 3 games with Tennessee.
- Missed 5 games on the reserve/suspended list with Tennessee.
- 1 tackle with Tennessee.
- 1 solo special teams tackle with Tennessee.
- Spent the offseason and training camp with Dallas.

AT CHICAGO (9/8): Played but did not record any stats.

- Made his NFL debut.

BEFORE THE NFL

COLLEGE (EAST CAROLINA):

- 3-year letterman (2021-23) and 2-year starter.
- Transferred from Blinn College to East Carolina following the 2020 season.

CAREER (AT EAST CAROLINA): Played in 37 games with 24 starts; 189 tackles (82 solo), 4 interceptions, 12 passes defensed and 3 forced fumbles; 1 interception returned for a TD.

SENIOR (2023 AT EAST CAROLINA): Started all 12 games; 86 tackles (40 solo), 2 interceptions and 3 passes defensed.

- 1st-team All-American Athletic Conference.

SENIOR (2022 AT EAST CAROLINA): Played in all 13 games with 12 starts; 87 tackles (38 solo), 2 interceptions, 6 passes defensed and 3 forced fumbles; 1 interception returned for a TD.

JUNIOR (2021 AT EAST CAROLINA): Played in all 12 games; 16 tackles (4 solo) and 3 passes defensed.

SOPHOMORE (2020 AT BLINN COLLEGE): Played in 3 games; 19 tackles (14 solo).
TRUE FRESHMAN (2019 AT BLINN COLLEGE): Played in 9 games; 36 tackles (13 solo) and 2 fumble recoveries.

HIGH SCHOOL (WALNUT RIDGE HS – COLUMBUS, OHIO):

SENIOR (2018): 90 tackles, 5.5 sacks and 18.0 tackles for loss; 19 receptions for 275 yards (14.5 avg.) and 7 TDs.

OFF THE FIELD

PERSONAL:

- **MAJOR:** Communications.

JULIUS WOOD'S NFL REGULAR SEASON DEFENSIVE STATISTICS

				TACKLES								INTERCEPTIONS					O. FUMB				ST					MISC	
YEAR	TEAM	GP	GS	TK	S	A	TFL	YDS	SK	YDS	QBH	NO	YDS	LG	TD	PD	FF	FR	TD	YDS	TK	S	A	FF	FR	S	A
2024	Dallas	0	0	0	0	0	0	0	0.0	0.0	0	0	0	0	0	0	0	0	0	0	0	0	0	0	0	0	0
2024	Tennessee	1	0	1	0	1	0	0	0.0	0.0	0	0	0	0	0	0	0	0	0	0	1	1	0	0	0	0	0
2024	TOTAL	1	0	1	0	1	0	0	0.0	0.0	0	0	0	0	0	0	0	0	0	0	1	1	0	0	0	0	0
2025	Tennessee	0	0	0	0	0	0	0	0.0	0.0	0	0	0	0	0	0	0	0	0	0	0	0	0	0	0	0	0
2025	Dallas	0	0	0	0	0	0	0	0.0	0.0	0	0	0	0	0	0	0	0	0	0	0	0	0	0	0	0	0
2025	TOTAL	0	0	0	0	0	0	0	0.0	0.0	0	0	0	0	0	0	0	0	0	0	0	0	0	0	0	0	0
NFL TOTALS		1	0	1	0	1	0	0	0.0	0.0	0	0	0	0	0	0	0	0	0	0	1	1	0	0	0	0	0

42 JACKSON WOODARD

ILB | 6'2" | 229 | UNLV '25

NFL EXP. 1 | DOLPHINS EXP. 1 | BORN 07/02/02 | ACQUIRED FA, '25

HOMETOWN LITTLE ROCK, ARK.

NFL CAREER

TRANSACTIONS:

- Signed to Miami's active roster on Dec. 17, 2025.
- Signed to Houston's practice squad on Aug. 27, 2025.
- Waived by Houston on Aug. 26, 2025.
- Awarded off waivers to Houston on May 7, 2025.
- Waived by Seattle on May 6, 2025.
- Signed by Seattle as an undrafted free agent on May 2, 2025.

CAREER HIGHLIGHTS:

- Played in 4 career games.
- 2 special teams tackles (1 solo).

2025 (HOUSTON/MIAMI):

- Played in 3 games with Miami.
- 2 special teams tackles (1 solo) with Miami.
- Played in 1 game with Houston.
- Spent 13 games on Houston's practice squad.

VS. BUFFALO (11/20): Played but did not record any stats.

- Made his NFL debut.

VS. CINCINNATI (12/21): Played but did not record any stats.

- Made his Dolphins debut.

AT NEW ENGLAND (1/4): 2 special teams tackles (1 solo).

BEFORE THE NFL

COLLEGE (UNLV):

- 2-year letterman at UNLV (2023-24).
- Transferred to UNLV from Arkansas following his redshirt sophomore season in 2022.

CAREER: Played in 56 games; 267 tackles (133 solo), 6.0 sacks, 5 interceptions, 22 passes defensed and 2 fumble recoveries; 1 fumble recovery returned for a TD.

REDSHIRT SENIOR (2024 AT UNLV): Played in 14 games; 135 tackles (69 solo), 3.5 sacks, 4 interceptions, 16 passes defensed and 2 fumble recoveries; 1 fumble recovery returned for a TD.

- Mountain West Defensive Player of the Year.

REDSHIRT JUNIOR (2023 AT UNLV): Played in 14 games; 116 tackles (55 solo), 2.5 sacks, 1 interception and 5 passes defensed.

REDSHIRT SOPHOMORE (2022 AT ARKANSAS): Played in 13 games; 7 tackles (4 solo) and 1 pass defensed.

REDSHIRT FRESHMAN (2021 AT ARKANSAS): Played in 11 games; 7 tackles (5 solo).

TRUE FRESHMAN (2020 AT ARKANSAS): Played in 4 games; 2 tackles.

HIGH SCHOOL (LITTLE ROCK CHRISTIAN ACADEMY - LITTLE ROCK, AK.):

- Also played baseball.

SENIOR (2019): 153 tackles, 2.0 sacks and 4 forced fumbles.

- Helped team to a 13-1 record and the 5A State Championship game.

OFF THE FIELD

PERSONAL:

- **MAJOR:** Kinesiology.

JACKSON WOODARD'S NFL REGULAR SEASON DEFENSIVE STATISTICS

				TACKLES								INTERCEPTIONS					O. FUMB				ST					MISC	
YEAR	TEAM	GP	GS	TK	S	A	TFL	YDS	SK	YDS	QBH	NO	YDS	LG	TD	PD	FF	FR	TD	YDS	TK	S	A	FF	FR	S	A
2025	Houston	1	0	0	0	0	0	0	0.0	0.0	0	0	0	0	0	0	0	0	0	0	0	0	0	0	0	0	0
2025	Miami	3	0	0	0	0	0	0	0.0	0.0	0	0	0	0	0	0	0	0	0	0	2	1	1	0	0	0	0
2025	TOTAL	4	0	0	0	0	0	0	0.0	0.0	0	0	0	0	0	0	0	0	0	0	2	1	1	0	0	0	0
NFL TOTALS		4	0	0	0	0	0	0	0.0	0.0	0	0	0	0	0	0	0	0	0	0	2	1	1	0	0	0	0

SINGLE-GAME HIGHS: DEFENSIVE

Special Teams Tackles	2 at New England, Jan 04, 2026

5 JAYLEN WRIGHT

RB | 5'10" | 205 | TENNESSEE '24

NFL EXP. 3 | DOLPHINS EXP. 3 | BORN 04/01/03 | ACQUIRED D4, '24

HOMETOWN DURHAM, N.C.

NFL CAREER

TRANSACTIONS:

- 4th-round pick (120th overall) by Miami in the 2024 NFL Draft.

CAREER HIGHLIGHTS:

- Played in 25 career games with 2 starts.
- 138 carries for 537 yards (3.9 avg.) and 2 TDs.
- 8 receptions for 52 yards (6.5 avg.).

2025 (MIAMI):

- Played in 10 games with 1 start.
- Dressed but did not play in 2 games.
- Inactive for 5 games.
- 70 carries for 288 yards (4.1 avg.) and 2 TDs.
- 5 receptions for 44 yards (8.8 avg.).

AT N.Y. JETS (12/7): 24 carries for 107 yards (4.5 avg.) and 1 TD.

- Scored on a 2-yard TD run to give Miami a 21-0 lead with 3:39 remaining in the 1st quarter.

VS. CINCINNATI (12/21): 9 carries for 35 yards (3.9 avg.) and 1 TD; 1 reception for 18 yards.

- Scored on a 3-yard TD run with 3:43 remaining in the 4th quarter.

VS. TAMPA BAY (12/28): 5 carries for 56 yards (11.2 avg.).

2024 (MIAMI):

- Played in 15 games with 1 start.
- Dressed but did not play in 1 game.
- Inactive for 1 game.
- 68 carries for 249 yards (3.7 avg.).
- 3 receptions for 8 yards (2.7 avg.).
- 1 kickoff return for 29 yards.

VS. BUFFALO (9/12): 5 carries for 4 yards (0.8 avg.).

- Made his NFL debut.

VS. TENNESSEE (9/30): 9 carries for 32 yards (3.6 avg.).

AT NEW ENGLAND (10/6): 13 carries for 86 yards (6.6 avg.).

AT INDIANAPOLIS (10/20): 5 carries for 33 yards (6.6 avg.).

BEFORE THE NFL

COLLEGE (TENNESSEE):

CAREER: Played in 34 games with 12 starts; 368 carries for 2,297 yards (6.2 avg.) and 18 TDs; 30 receptions for 171 yards (5.7 avg.).

JUNIOR (2023): Started in 12 games; 137 carries for 1,013 yards (7.4 avg.) and 4 TDs; 22 receptions for 141 yards (6.4 avg.).

- 2nd-team All-SEC.
- Led all FBS running backs in yards per carry (min. 120 attempts).

SOPHOMORE (2022): Played in all 13 games; 146 carries for 875 yards (6.0 avg.) and 10 TDs; 2 receptions for 8 yards (4.0 avg.).

TRUE FRESHMAN (2021): Played in 9 games; 85 carries for 409 yards (4.8 avg.) and 4 TDs; 6 receptions for 22 yards (3.7 avg.).

HIGH SCHOOL (SOUTHERN DURHAM HS - DURHAM, N.C.):

- Also competed in track and field.

JUNIOR (2019): 89 carries for 901 yards (10.1 avg.) and 5 TDs; 6 receptions for 62 yards (10.3 avg.).

OFF THE FIELD

COMMUNITY:

2024:

- Along with the 2024 rookie class, provided holiday gifts for local families in need, selected through Neighbors 4 Neighbors.

PERSONAL:

- **MAJOR:** Sport management.

JAYLEN WRIGHT'S NFL REGULAR SEASON RUSHING/RECEIVING STATISTICS

				RUSHING					RECEIVING				
YEAR	TEAM	GP	GS	NO.	YDS.	AVG.	LG	TD	NO.	YDS.	AVG.	LG	TD
2024	Miami	15	1	68	249	3.7	20	0	3	8	2.7	6	0
2025	Miami	10	1	70	288	4.1	32	2	5	44	8.8	18	0
NFL TOTALS		25	2	138	537	3.9	32	2	8	52	6.5	18	0

SINGLE-GAME HIGHS: RUSHING/RECEIVING

Rush Attempts	24 at N.Y. Jets, Dec 07, 2025
Rushing Yards	107 at N.Y. Jets, Dec 07, 2025
Rushing Average	6.6 at New England, Oct 06, 2024
Longest Runs	32 vs. Tampa Bay, Dec 28, 2025
Rushing TDs	1 vs. Cincinnati, Dec 21, 2025 ...1 more at 1.
Receptions	2 at New England, Jan 04, 2026 ...1 more at 2.
Receiving Yards	18 vs. Cincinnati, Dec 21, 2025
Longest Receptions	18 vs. Cincinnati, Dec 21, 2025
All-Purpose Yards	107 at N.Y. Jets, Dec 07, 2025
Kickoff Returns	1 vs. Las Vegas, Nov 17, 2024
Kickoff Return Yards	29 vs. Las Vegas, Nov 17, 2024
Longest Kickoff Return	29 vs. Las Vegas, Nov 17, 2024
Most TDs	1 vs. Cincinnati, Dec 21, 2025 ...1 more at 1.
Scrimmage Yards	107 at N.Y. Jets, Dec 07, 2025

100-YARD RUSHING GAMES (1): REGULAR SEASON

DATE	TEAM	ATT.	YDS.	AVG.	LG	TD
12/07/25	at N.Y. Jets	24	107	4.5	12	1

2024 GXG REGULAR-SEASON (MIAMI)

			RUSHING					RECEIVING						
DATE	OPPONENT	P/S	NO.	YDS.	AVG.	LG	TD	NO.	YDS.	AVG.	LG	TD	W/L	SCORE
09/08	Jacksonville					INACTIVE							W	20-17
09/12	Buffalo	P	5	4	0.8	8	0	0	0	0.0	0	0	L	10-31
09/22	at Seattle	S	2	17	8.5	9	0	0	0	0.0	0	0	L	3-24
09/30	Tennessee	P	9	32	3.6	20	0	0	0	0.0	0	0	L	12-31
10/06	at New England	P	13	86	6.6	17	0	0	0	0.0	0	0	W	15-10
10/20	at Indianapolis	P	5	33	6.6	19	0	0	0	0.0	0	0	L	10-16
10/27	Arizona	P	2	18	9.0	12	0	0	0	0.0	0	0	L	27-28
11/03	at Buffalo	P	6	18	3.0	7	0	0	0	0.0	0	0	L	27-30
11/11	at L.A. Rams	P	5	3	0.6	5	0	0	0	0.0	0	0	W	23-15
11/17	Las Vegas	P	5	4	0.8	5	0	1	2	2.0	2	0	W	34-19
11/24	New England	P	7	28	4.0	12	0	0	0	0.0	0	0	W	34-15
11/28	at Green Bay	P	0	0	0.0	0	0	0	0	0.0	0	0	L	17-30
12/08	N.Y. Jets	P	2	7	3.5	5	0	2	6	3.0	6	0	W	32-26+
12/15	at Houston	P	1	3	3.0	3	0	0	0	0.0	0	0	L	12-20
12/22	San Francisco					DID NOT PLAY							W	29-17
12/29	at Cleveland	P	0	0	0.0	0	0	0	0	0.0	0	0	W	20-3
01/05	at N.Y. Jets	P	6	-4	-0.7	8	0	0	0	0.0	0	0	L	20-32
2024 TOTALS		**15-1**	**68**	**249**	**3.7**	**20**	**0**	**3**	**8**	**2.7**	**6**	**0**	**8-9**	

+ - Overtime

2025 GXG REGULAR-SEASON (MIAMI)

			RUSHING					RECEIVING						
DATE	OPPONENT	P/S	NO.	YDS.	AVG.	LG	TD	NO.	YDS.	AVG.	LG	TD	W/L	SCORE
09/07	at Indianapolis					INACTIVE							L	8-33
09/14	New England					INACTIVE							L	27-33
09/18	at Buffalo					DID NOT PLAY							L	21-31
09/29	N.Y. Jets					DID NOT PLAY							W	27-21
10/05	at Carolina					INACTIVE							L	24-27
10/12	L.A. Chargers					INACTIVE							L	27-29
10/19	at Cleveland	P	0	0	0.0	0	0	0	0	0.0	0	0	L	6-31
10/26	at Atlanta	P	9	28	3.1	7	0	1	0	0.0	0	0	W	34-10
10/30	Baltimore					INACTIVE							L	6-28
11/09	Buffalo	P	5	17	3.4	18	0	0	0	0.0	0	0	W	30-13
11/16	Washington	P	1	4	4.0	4	0	0	0	0.0	0	0	W	16-13+
11/30	New Orleans	P	3	16	5.3	8	0	0	0	0.0	0	0	W	21-17
12/07	at N.Y. Jets	P	24	107	4.5	12	1	0	0	0.0	0	0	W	34-10
12/15	at Pittsburgh	P	1	2	2.0	2	0	1	9	9.0	9	0	L	15-28
12/21	Cincinnati	P	9	35	3.9	10	1	1	18	18.0	18	0	L	21-45
12/28	Tampa Bay	P	5	56	11.2	32	0	0	0	0.0	0	0	W	20-17
01/04	at New England	S	13	23	1.8	7	0	2	17	8.5	13	0	L	10-38
2025 TOTALS		**10-1**	**70**	**288**	**4.1**	**32**	**2**	**5**	**44**	**8.8**	**18**	**0**	**7-10**	

+ - Overtime

RESERVE LISTS & PRACTICE SQUAD

INJURED RESERVE

KENNETH GRANT
#78 • DL

RENE KONGA
DL

TREY MOORE
#17 • EDGE/ILB

BEN SIMS
TE

COLE TURNER
TE

RESERVE/PUP

DARRELL BAKER JR.
#22 • CB

STORM DUCK
#29 • CB

PRACTICE SQUAD

LIAM ANDERSON
#50 • ILB

GOTTLIEB AYEDZE
#72 • T

ETHAN BONNER
#27 • CB

MAJOR BURNS
#43 • S

CLELIN FERRELL
#98 • EDGE

AMARI GAINER
#53 • EDGE

JARQUEZ HUNTER
#31 • RB

MAX LLEWELLYN
#57 • EDGE

RODNEY McGRAW
#59 • EDGE

JORDAN MILLER
#96 • DL

JALEN REAGOR
#88 • WR

WILL SHEPPARD
#81 • WR

JAYLIN SIMPSON
#32 • CB

MAZI SMITH
#91 • DL

CARLOS WASHINGTON JR.
#26 • RB

TRE WATSON
#87 • TE

HISTORY & RECORDS

INDIVIDUAL RECORDS

The following individual records relate solely to service with the Miami Dolphins. They include National Football League regular-season statistics only – with the exception of those single-game records marked by "" or "**."*

** Playoff game **Super Bowl*

1966-77: 14 games 1983-86: 16 games 1978-81: 16 games 1987: 15 games 1982: 9 games 1988-2020: 16 games 2021-Present: 17 games

SERVICE

MOST SEASONS

17	Dan Marino (1983-99)
15	Bob Kuechenberg (1970-84)
14	Bob Griese (1967-80)
14	Don Strock (1974-87)
14	John Denney (2005-18)
13	Nat Moore (1974-86)
13	Jason Taylor (1997-2007, 2009, 2011)
12	Larry Little (1969-80)
12	Ed Newman (1973-84)
12	Bruce Hardy (1978-89)
12	Jim Jensen (1981-92)
12	Zach Thomas (1996-2007)

MOST GAMES PLAYED

242	Dan Marino (1983-99)
224	John Denney (2005-18)
204	Jason Taylor (1997-2007, 2009, 2011)
196	Bob Kuechenberg (1970-84)
183	Nat Moore (1974-86)
168	Zach Thomas (1996-2007)
167	Ed Newman (1973-85)
166	Vern Den Herder (1971-82)
164	Jim Jensen (1981-92)
164	Richmond Webb (1990-00)
163	Don Strock (1974-87)
161	Bob Griese (1967-80)
159	Larry Little (1969-80)
157	Tim Bowens (1994-04)
156	Tim Ruddy (1994-03)
155	Olindo Mare (1997-2006)
151	Bruce Hardy (1978-89)

MOST CONSECUTIVE GAMES PLAYED

224	John Denney (1st in 2005 through 16th in 2018)
130	Jason Taylor (15th in 1999 through 16th in 2007)
128	Jim Langer (10th in 1970 through 9th in 1979)
128	Brandon Fields (1st in 2007 through 16th in 2014)
127	Garo Yepremian (2nd in 1970 through 16th in 1978)
125	Bob Baumhower (1st in 1977 through 14th in 1984)
118	Richmond Webb (3rd in 1991 through 8th in 1998)
116	Olindo Mare (1st in 1997 through 4th in 2004)
116	Jason Sanders (1st in 2018 through 17th in 2024)
107	Dwight Stephenson (1st in 1980 through 2nd in 1987)

MOST STARTS

240	Dan Marino (1983-99)
186	Jason Taylor (1997-2007, 2009, 2011)
176	Bob Kuechenberg (1970-84)
168	Zach Thomas (1996-2007)
162	Richmond Webb (1990-2000)
155	Tim Bowens (1994-04)
152	Bob Griese (1967-80)
152	Larry Little (1969-80)
144	Vern Den Herder (1971-82)
140	Tim Ruddy (1994-2003)

MOST CONSECUTIVE STARTS

130	Jason Taylor (15th in 1999 through 16th in 2007)
118	Richmond Webb (3rd in 1991 through 8th in 1998)
109	Jim Langer (1st in 1972 through 9th in 1979)
95	Dan Marino (6th in 1987 through 5th in 1993)
92	Tim Bowens (3rd in 1994 through 14th in 1999)
91	Norm Evans (3rd in 1969 through 9th in 1975)
87	Dick Anderson (12th in 1968 through 14th in 1974)
87	Vernon Carey (7th in 2005 through 12th in 2010)
86	Bob Baumhower (1st in 1977 through 8th in 1982)
84	Jake Scott (1st in 1970 through 14th in 1975)
81	Vern Den Herder (1st in 1972 through 11th in 1977)
81	Jeff Cross (16th in 1988 through 16th in 1993)
81	Keith Sims (11th in 1991 through 11th in 1996)
80	Randy McMichael (1st in 2002 through 16th in 2006)

MOST PRO BOWLS

9	Dan Marino (1983-87, 1991-92, 1994-95)
7	Richmond Webb (1990-96)
7	Zach Thomas (1999-2003, 2005-06)
6	Bob Griese (1970-71, 1973-74, 1977-78)
6	Jim Langer (1973-78)
6	Bob Kuechenberg (1974-75, 1977-78, 1982-83)
6	Jason Taylor (2000, 2002, 2004-07)
5	Larry Csonka (1970-74)
5	Paul Warfield (1970-74)
5	Jake Scott (1971-75)
5	Bob Baumhower (1979, 1981-84)
5	Dwight Stephenson (1983-87)
5	John Offerdahl (1986-90)
5	Mark Clayton (1984-86, 1988, 1991)
5	Cameron Wake (2010, 2012-14, 2016)

MOST CONSECUTIVE PRO BOWLS

7	Richmond Webb (1990-96)
6	Jim Langer (1973-78)
5	Larry Csonka (1970-74)
5	Paul Warfield (1970-74)
5	Jake Scott (1971-75)
5	Dan Marino (1983-87)
5	Dwight Stephenson (1983-87)
5	John Offerdahl (1986-90)
5	Zach Thomas (1999-2003)

MOST PRO BOWL STARTS

7	Dan Marino (1983-86, 1992, 1994-95)
5	Jim Langer (1973-77)
5	Jason Taylor (2000, 2002, 2004-06)
4	Dwight Stephenson (1983-86)
4	John Offerdahl (1986, 1988-90)
4	Richmond Webb (1992-95)
4	Cameron Wake (2010, 2012, 2014, 2016)
3	Larry Little (1972-74)
3	Jake Scott (1972-73, 1975)
3	Bob Baumhower (1979, 1981, 1983)
3	Sam Madison (1999-2001)
3	Zach Thomas (1999, 2002, 2006)
3	Jake Long (2009-11)
3	Xavien Howard (2018, 20-21)

INDIVIDUAL RECORDS

MOST CONSECUTIVE PRO BOWL STARTS

5	Jim Langer (1973-77)
4	Dwight Stephenson (1983-86)
4	Dan Marino (1983-86)
4	Richmond Webb (1992-95)
3	Larry Little (1972-74)
3	John Offerdahl (1988-90)
3	Sam Madison (1999-2001)
3	Jason Taylor (2004-06)
3	Jake Long (2009-11)

SCORING

MOST POINTS

CAREER

1,048	Olindo Mare (1997-06), 313 XPs, 245 FGs
830	Garo Yepremian (1970-78), 335 XPs, 165 FGs
826	Jason Sanders (2018-24), 259 XPs, 187 FGs, 1 TD
774	Pete Stoyanovich (1989-95), 246 XPs, 176 FGs
540	Uwe von Schamann (1979-84), 237 XPs, 101 FGs

SEASON

144	Olindo Mare (1999), 27 XPs, 39 FGs
144	Jason Sanders (2020), 36 XPs, 36 FGs
137	Jason Sanders (2024), 26 XPs, 37 FGs
130	Jason Sanders (2023), 58 XPs, 24 FGs
128	Caleb Sturgis (2014), 41 XPs, 29 FGs

GAME

24	Paul Warfield (12/15/73 vs. Detroit), 4 TDs
24	Mark Ingram (11/27/94 at N.Y. Jets), 4 TDs
24	Ronnie Brown (9/21/08 at New England), 4 TDs
24	**De'Von Achane (9/24/23 vs. Denver), 4 TDs**
24	Raheem Mostert (9/24/23 vs. Denver), 4 TDs

MOST POINTS BY A ROOKIE

SEASON

116	Fuad Reveiz (1985), 50 XPs, 22 FGs
111	Caleb Sturgis (2013), 33 XPs, 26 FGs
103	Dan Carpenter (2008), 40 XPs, 21 FGs

MOST CONSECUTIVE GAMES SCORING POINTS

121	Garo Yepremian (8th in 1970 through 16th in 1978)

MOST TOUCHDOWNS

CAREER

82	Mark Clayton (1983-92), 81 pass, 1 ret.
75	Nat Moore (1974-86), 74 pass, 1 run
59	Mark Duper (1982-92), 59 pass
57	Larry Csonka (1968-74, 1979), 53 run, 4 pass
54	Ricky Williams (2002-03, 2005, 2007-10), 48 run, 6 pass

SEASON

21	Raheem Mostert (2023) 18 run, 3 pass
18	Mark Clayton (1984), 18 pass
17	Ricky Williams (2002), 16 run, 1 pass
16	Karim Abdul-Jabbar (1997), 15 run, 1 pass
16	Lamar Smith (2000), 14 run, 2 pass

GAME

4	Paul Warfield (12/15/73 vs. Detroit), 4 pass
4	Mark Ingram (11/27/94 at N.Y. Jets), 4 pass
4	Ronnie Brown (9/21/08 at New England), 4 run
4	**De'Von Achane (9/24/23 vs. Denver), 2 run, 2 pass**
4	Raheem Mostert (9/24/23 vs. Denver), 3 run, 1 pass

MOST TOUCHDOWNS BY A ROOKIE

SEASON

13	Ron Davenport (1985), 11 run, 2 pass
11	Karim Abdul-Jabbar (1996), 11 run
11	**De'Von Achane (2023), 8 run, 3 pass**
8	Andra Franklin (1981), 7 run, 1 pass
7	Larry Csonka (1968), 6 run, 1 pass
7	Troy Stradford (1987), 6 run, 1 pass
7	Chris Chambers (2001), 7 pass
7	Jaylen Waddle (2021), 1 run, 6 pass

GAME

4	**De'Von Achane (9/24/23 vs. Denver), 2 run, 2 pass**
3	Ronald Scott (10/11/87 vs. Kansas City), 3 run
3	Troy Stradford (12/7/87 vs. N.Y. Jets), 3 run
3	Sammie Smith (12/10/89 vs. New England), 3 run

MOST CONSECUTIVE GAMES SCORING A TOUCHDOWN

6	Paul Warfield (4th through 9th in 1971)
6	Mark Clayton (13th through 16th in 1988 and 2nd through 3rd in 1989)
6	Ricky Williams (16th in 2002 and 1st through 5th in 2003)

MOST FIELD GOALS

CAREER

245	Olindo Mare (1997-06), 303 att.
187	Jason Sanders (2018-24), 221 att.
176	Pete Stoyanovich (1989-95), 222 att.
165	Garo Yepremian (1970-78), 242 att.
127	Dan Carpenter (2008-12), 155 att.

SEASON

39	Olindo Mare (1999), 46 att.w
37	Jason Sanders (2024), 41 att.
36	Jason Sanders (2020), 39 att.
31	Pete Stoyanovich (1991), 37 att.
30	Pete Stoyanovich (1992), 37 att.
30	Dan Carpenter (2010), 41 att.

GAME

7	Jason Sanders (12/8/19 at N.Y. Jets), 8 att.
6	Olindo Mare (10/17/99 at New England), 6 att.
5	Garo Yepremian (9/26/71 at Buffalo), 6 att.
5	Olindo Mare (12/31/06 at Indianapolis), 5 att.
5	Dan Carpenter (10/24/10 vs. Pittsburgh), 5 att.
5	Dan Carpenter (10/31/10 at Cincinnati), 5 att.
5	Jason Sanders (10/4/20 vs. Seattle), 5 att.
5	Jason Sanders (10/11/20 at San Francisco), 5 att.
5	Jason Sanders (12/24/23 vs. Dallas), 5 att.
5	Jason Sanders (12/22/24 vs. San Francisco), 5 att.

MOST FIELD GOALS BY A ROOKIE

SEASON

26	Caleb Sturgis (2013), 34 att.
22	Fuad Reveiz (1985), 27 att.
21	Uwe von Schamann (1979), 29 att.
21	Dan Carpenter (2008), 25 att.

GAME

4	Dan Carpenter (11/2/08 at Denver), 4 att.
4	Jason Sanders (11/11/18 at Green Bay), 4 att.
3	16 times (last – Jason Sanders, 10/25/18 at Houston)

INDIVIDUAL RECORDS

MOST CONSECUTIVE GAMES SCORING A FIELD GOAL

20	Garo Yepremian (10th in 1970 through 1st in 1972)
20	Olindo Mare (7th in 1998 through 10th in 1999)

MOST CONSECUTIVE FIELD GOALS

27	Jason Sanders (7th through 18th in 2024)
22	Jason Sanders (16th in 2019 through 9th in 2020)
19	Olindo Mare (3rd through 7th in 1999)
17	Dan Carpenter (2nd through 12th in 2009)
16	Garo Yepremian (8th through 16th in 1978)
16	Olindo Mare (7th through 16th in 2000)

HIGHEST FIELD GOAL PERCENTAGE

CAREER (min: 50 att.)

84.6	Jason Sanders (2018-24), 187 of 221
81.9	Dan Carpenter (2008-12), 127 of 155
80.9	Olindo Mare (1997-06), 245 of 303
79.3	Pete Stoyanovich (1989-95), 176 of 222
77.5	Caleb Sturgis (2013-14), 55 of 71

SEASON (min: 15 att.)

92.9	**Riley Patterson (2025), 26 of 28**
92.3	Jason Sanders (2020), 36 of 39
91.3	Jay Feely (2007), 21 of 23
91.3	Cody Parkey (2017), 21 of 23
90.5	Olindo Mare (2001), 19 of 21

LONGEST FIELD GOALS

60	Dan Carpenter (12/5/10 vs. Cleveland)
59	Pete Stoyanovich (11/12/89 at N.Y. Jets)
*58	Pete Stoyanovich (1/5/91 vs. Kansas City)
58	Dan Carpenter (1/1/12 vs. N.Y. Jets)
57	Jason Sanders (12/24/23 vs. Dallas)
57	Jason Sanders (12/8/24 vs. N.Y. Jets)

LONGEST FIELD GOALS BY A ROOKIE

59	Pete Stoyanovich (11/12/89 at N.Y. Jets)
54	Caleb Sturgis (9/15/13 at Indianapolis)
53	Uwe von Schamann (10/21/79 at New England)
53	Andrew Franks (10/25/15 vs. Houston)
52	Caleb Sturgis (10/27/13 at New England)

MOST POINTS AFTER TOUCHDOWN

CAREER

335	Garo Yepremian (1970-78), 351 att.
313	Olindo Mare (1997-06), 318 att.
259	Jason Sanders (2018-24), 266 att.

SEASON

66	Uwe von Schamann (1984), 70 att.
58	Jason Sanders (2023), 59 att.
52	Fuad Reveiz (1986), 55 att.

GAME

10	Jason Sanders (9/24/23 vs. Denver), 10 att.
7	Garo Yepremian (11/12/72 vs. New England), 7 att.
7	Garo Yepremian (11/24/77 at St. Louis), 8 att.
7	Pete Stoyanovich (9/3/95 vs. N.Y. Jets), 7 att.
7	Olindo Mare (9/8/02 vs. Detroit), 7 att.

MOST POINTS AFTER TOUCHDOWN BY A ROOKIE

SEASON

50	Fuad Reveiz (1985), 52 att.
40	Dan Carpenter (2008), 40 att.
38	Pete Stoyanovich (1989), 39 att.

MOST CONSECUTIVE POINTS AFTER TOUCHDOWN

110	Garo Yepremian (7th in 1972 to 2nd in 1975)
110	Pete Stoyanovich (16th in 1992 to 16th in 1995)

HIGHEST POINT AFTER TOUCHDOWN PCT.

CAREER (min: 150 att.)

99.4	Dan Carpenter (2008-12), 154 of 155
98.43	Olindo Mare (1997-06), 313 of 318
98.40	Pete Stoyanovich (1989-95), 246 of 250
96.6	Jason Sanders (2018-24), 259 of 268
95.3	Fuad Reveiz (1985-88), 161 of 169

MOST TWO-POINT CONVERSIONS

CAREER

2	Irving Fryar (1993-95), 2 pass
2	Marty Booker (2004-07), 2 pass
2	Jarvis Landry (2014-16), 2 pass
2	Preston Williams (2019-21), 2 pass
2	Jaylen Waddle (2021-25), 2 pass

SEASON

2	Irving Fryar (1994), 2 pass
2	Marty Booker (2006), 2 pass
2	Preston Williams (2020), 2 pass
2	Jaylen Waddle (2024), 2 pass

RUSHING

MOST RUSHING YARDS

CAREER

6,737	Larry Csonka (1968-74, 1979), 1,506 att.
6,436	Ricky Williams (2002-03, 2005, 2007-10), 1,509 att.
4,815	Ronnie Brown (2005-10), 1,128 att.
3,877	Mercury Morris (1969-75), 754 att.
3,644	Jim Kiick (1968-74), 997 att.

SEASON

1,853	Ricky Williams (2002), 4.8 per carry
1,372	Ricky Williams (2003), 3.5 per carry
1,350	**De'Von Achane (2025), 5.7 per carry**
1,272	Jay Ajayi (2016), 4.9 per carry
1,258	Delvin Williams (1978), 4.6 per carry
1,139	Lamar Smith (2000), 3.7 per carry
1,121	Ricky Williams (2009), 4.7 per carry
1,117	Larry Csonka (1972), 5.2 per carry
1,116	Karim Abdul-Jabbar (1996), 3.6 per carry
1,099	Lamar Miller (2014), 5.1 per carry
1,086	Reggie Bush (2011), 5.0 per carry
1,051	Larry Csonka (1971), 5.4 per carry
1,012	Raheem Mostert (2023), 4.8 per carry
1,008	Ronnie Brown (2006), 4.2 per carry
1,003	Larry Csonka (1973), 4.6 per carry
1,000	Mercury Morris (1972), 5.3 per carry

GAME

228	Ricky Williams (12/1/02 at Buffalo), 27 att.
216	Ricky Williams (12/9/02 vs. Chicago), 31 att.
214	Jay Ajayi (10/23/16 vs. Buffalo), 28 att.
*209	Lamar Smith (12/30/00 vs. Indianapolis), 40 att.
206	Jay Ajayi (12/24/16 at Buffalo), 32 att.
204	Jay Ajayi (10/16/16 vs. Pittsburgh), 25 att.
203	Reggie Bush (12/18/11 at Buffalo), 25 att.
203	**De'Von Achane (9/24/23 vs. Denver), 18 att.**

INDIVIDUAL RECORDS

MOST RUSHING YARDS BY A ROOKIE

SEASON

1,116	Karim Abdul-Jabbar (1996), 3.6 per carry
907	Ronnie Brown (2005), 4.4 per carry
800	**De'Von Achane (2023), 7.8 per carry**
711	Andra Franklin (1981), 3.5 per carry
659	Sammie Smith (1989), 3.3 per carry

GAME

203	**De'Von Achane (9/24/23 vs. Denver), 18 att.**
169	Troy Stradford (11/22/87 at Dallas), 17 att.
152	Karim Abdul-Jabbar (12/22/96 at N.Y. Jets), 30 att.
151	**De'Von Achane (10/8/23 vs. N.Y. Giants), 11 att.**
140	Leroy Harris (12/5/77 vs. Baltimore), 17 att.

MOST RUSHING ATTEMPTS

CAREER

1,509	Ricky Williams (2002-03, 2005, 2007-10)
1,506	Larry Csonka (1968-74, 1979)
1,128	Ronnie Brown (2005-10)
997	Jim Kiick (1968-74)
888	Karim Abdul-Jabbar (1996-99)

SEASON

392	Ricky Williams (2003)
383	Ricky Williams (2002)
313	Lamar Smith (2001)
309	Lamar Smith (2000)
307	Karim Abdul-Jabbar (1996)

GAME

42	Ricky Williams (9/21/03 vs. Buffalo), 153 yards
*40	Lamar Smith (12/30/00 vs. Indianapolis), 209 yards
36	Ricky Williams (10/6/02 vs. New England), 105 yards
36	Ricky Williams (11/16/03 vs. Baltimore), 105 yards
34	Ricky Williams (9/14/03 at N.Y. Jets), 125 yards
**33	Larry Csonka (1/13/74 vs. Minnesota), 145 yards
33	Karim Abdul-Jabbar (9/20/98 vs. Pittsburgh), 108 yards

MOST RUSHING ATTEMPTS BY A ROOKIE

SEASON

307	Karim Abdul-Jabbar (1996)
207	Ronnie Brown (2005)
201	Andra Franklin (1981)
200	Sammie Smith (1989)
165	Jim Kiick (1968)
165	Daniel Thomas (2011)

GAME

31	J.J. Johnson (11/21/99 vs. New England), 106 yards
30	Troy Stradford (12/7/87 vs. N.Y. Jets), 120 yards
30	Karim Abdul-Jabbar (12/22/96 at N.Y. Jets), 152 yards
29	Karim Abdul-Jabbar (11/3/96 at New England), 104 yards
27	Karim Abdul-Jabbar (12/16/96 vs. Buffalo), 76 yards

MOST RUSHING TOUCHDOWNS

CAREER

53	Larry Csonka (1968-74, 1979)
48	Ricky Williams (2002-03, 2005, 2007-10)
36	Ronnie Brown (2005-10)
33	Karim Abdul-Jabbar (1996-99)
29	Mercury Morris (1969-75)

SEASON

18	Raheem Mostert (2023)
16	Ricky Williams (2002)
15	Karim Abdul-Jabbar (1997)
14	Lamar Smith (2000)
12	Mercury Morris (1972)
12	Don Nottingham (1975)
12	Larry Csonka (1979)

GAME

4	Ronnie Brown (9/21/08 at New England), 2,15,5,62
3	Jim Kiick (12/20/70 vs. Buffalo), 4,2,2
3	Mercury Morris (11/12/72 vs. New England), 4,4,6
3	Mercury Morris (9/30/73 vs. New England), 24,70,35
*3	Larry Csonka (12/30/73 vs. Oakland), 11,2,2
3	Don Nottingham (11/3/74 vs. Atlanta), 1,2,1
3	Don Nottingham (10/5/75 at Green Bay) 11,1,11
3	Don Nottingham (10/26/75 at Buffalo), 1,1,1
3	Larry Csonka (9/23/79 vs. Chicago), 12,9,1
3	Larry Csonka (11/29/79 vs. New England), 1,1,1
3	Ronald Scott (10/11/87 vs. Kansas City), 2,4,3
3	Troy Stradford (12/7/87 vs. N.Y. Jets), 1,1,1
3	Sammie Smith (12/10/89 vs. New England), 1,7,2
3	Bernie Parmalee (12/25/94 vs. Detroit), 1,1,6
3	Karim Abdul-Jabbar (10/19/97 at Baltimore), 5,5,6
3	Karim Abdul-Jabbar (11/23/97 at New England), 1,1,1
3	Ricky Williams (10/25/09 vs. New Orleans), 4,68,4
3	Raheem Mostert (9/24/23 vs. Denver) 20,3,1

MOST RUSHING TOUCHDOWNS BY A ROOKIE

SEASON

11	Ron Davenport (1985)
11	Karim Abdul-Jabbar (1996)
8	**De'Von Achane (2023)**
7	Andra Franklin (1981)
6	Larry Csonka (1968)
6	Troy Stradford (1987)
6	Sammie Smith (1989)

GAME

3	Ronald Scott (10/11/87 vs. Kansas City)
3	Troy Stradford (12/7/87 vs. N.Y. Jets)
3	Sammie Smith (12/10/89 vs. New England)

MOST CONSECUTIVE GAMES WITH A RUSHING TD

5	Mercury Morris (6th through 10th in 1972)
5	Don Nottingham (2nd through 6th in 1975)
5	Pete Johnson (8th through 12th in 1984)
5	Karim Abdul-Jabbar (10th through 14th in 1997)

HIGHEST RUSHING AVERAGE

CAREER (min: 300 att.)

5.6	**De'Von Achane (2023-25), 544 att.**
5.1	Mercury Morris (1969-75), 754 att.
4.8	Tony Nathan (1979-87), 732 att.
4.7	Reggie Bush (2011-12), 443 att.
4.6	Kenyan Drake (2016-19), 333 att.

SEASON (min: 100 att.)

7.8	**De'Von Achane (2023), 103/800 yards**
6.4	Mercury Morris (1973), 149/954 yards
5.7	**De'Von Achane (2025), 238/1,350 yards**
5.4	Larry Csonka (1971), 195/1,051 yards
5.32	Tony Nathan (1981), 147/782 yards

GAME (min: 10 att.)

13.7	**De'Von Achane (10/8/23 vs. N.Y. Giants) 11/151**
13.1	Mercury Morris (9/30/73 vs. New England) 15/197
12.6	Abner Haynes (9/17/67 vs. Denver), 12/151
12.6	Delvin Williams (11/9/80 at Los Angeles), 12/151

INDIVIDUAL RECORDS

MOST 100-YARD RUSHING GAMES

CAREER

24	Ricky Williams (2002-03, 2005, 2007-10)
15	Larry Csonka (1968-74, 1979)
15	Ronnie Brown (2005-10)
10	**De'Von Achane (2023-25)**
10	Mercury Morris (1969-75)
9	Karim Abdul-Jabbar (1996-99)

SEASON

10	Ricky Williams (2002)
7	Ricky Williams (2003)
5	Delvin Williams (1978)
5	Reggie Bush (2011)
4	Larry Csonka (1972)
4	Karim Abdul-Jabbar (1996)
4	Lamar Smith (2000)
4	Ronnie Brown (2006)
4	Ronnie Brown (2007)
4	Ricky Williams (2009)
4	Jay Ajayi (2016)
4	**De'Von Achane (2025)**
4	**De'Von Achane (2023)**

MOST 100-YARD RUSHING GAMES BY A ROOKIE

4	Karim Abdul-Jabbar (1996)
4	**De'Von Achane (2023)**
3	Benny Malone (1974)
3	Troy Stradford (1987)
2	Jim Kiick (1968)
2	Leroy Harris (1977)
2	Ronnie Brown (2005)

MOST CONSECUTIVE 100-YARD RUSHING GAMES

5	Ricky Williams (10th through 14th in 2002)
4	Ronnie Brown (3rd through 6th in 2007)
4	Reggie Bush (12th though 15th in 2011)
3	Ricky Williams (1st through 3rd in 2002)
3	Ricky Williams (10th through 12th in 2003)
3	Ricky Williams (9th through 11th in 2009)
3	Jay Ajayi (6th through 8th in 2016)
3	**De'Von Achane (10th through 12th in 2025)**
3	**De'Von Achane (3rd through 5th in 2023)**
2	Larry Csonka (11th through 12th in 1970)
2	Benny Malone (7th through 8th in 1974)
2	Don Nottingham (2nd through 3rd in 1975)
2	Mercury Morris (5th through 6th in 1975)
2	Benny Malone (7th through 8th in 1976)
2	Benny Malone (4th through 5th in 1977)
2	Andra Franklin (5th through 6th in 1982)
2	Mark Higgs (1st through 2nd in 1991)
2	Bernie Parmalee (7th through 8th in 1994)
2	Ricky Williams (2nd through 3rd in 2003)
2	Ricky Williams (14th through 15th in 2003)
2	Ricky Williams (15th through 16th in 2005)
2	Ronnie Brown (15th through 16th in 2006)
2	Ronnie Brown (3rd through 4th in 2008)
2	Lamar Miller (5th through 6th in 2015)
2	Kenyan Drake (12th through 13th in 2017)

LONGEST RUNS FROM SCRIMMAGE

97t	Lamar Miller (12/28/14 vs. N.Y. Jets)
85t	Lamar Miller (10/25/15 vs. Houston)
77t	Leroy Harris (12/5/77 vs. Baltimore)
77t	Keith Byars (11/25/93 at Dallas)
76t	Reggie Bush (12/18/11 at Buffalo)
76t	**De'Von Achane (10/8/23 vs. N.Y. Giants)**
75t	Kalen Ballage (12/16/18 at Minnesota)
71t	Jerris McPhail (10/27/97 vs. Chicago)
70t	Mercury Morris (9/30/73 vs. New England)
70	Mercury Morris (10/15/73 at Cleveland)
69	Damien Williams (11/19/17 vs. Tampa Bay)
68t	Lamar Smith (10/23/00 at N.Y. Jets)
68t	James McKnight (10/5/03 at N.Y. Giants)
68t	Ricky Williams (10/25/09 vs. New Orleans)
67	Raheem Mostert (12/17/22 at Buffalo)
67t	**De'Von Achane (9/24/23 vs. Denver)**
66t	Benny Malone (10/9/77 at Baltimore)
66t	Kenyan Drake (11/13/17 at Carolina)
65t	Abner Haynes (9/17/67 vs. Denver)
65t	Gary Davis (9/17/78 vs. Buffalo)
65	Delvin Williams (11/9/80 at Los Angeles)
65t	Ronnie Brown (10/21/05 vs. Kansas City)
65t	Reggie Bush (9/16/12 vs. Oakland)
64	Ron Davenport (12/18/88 at Pittsburgh)
63	Norm Bulaich (9/10/78 at Baltimore)
63t	Ricky Williams (12/9/02 vs. Chicago)
62t	Ronnie Brown (9/21/08 at New England)
62t	Jay Ajayi (10/16/16 vs. Pittsburgh)
61	Chris Chambers (9/11/05 vs. Denver)
61	**De'Von Achane (1/5/25 at N.Y. Jets)**
60t	Gary Davis (12/17/77 vs. Buffalo)
60	Ronnie Brown (9/30/07 vs. Oakland)

PASSING

MOST PASSING YARDS

CAREER

61,361	Dan Marino (1983-99)
25,092	Bob Griese (1967-80)
20,434	Ryan Tannehill (2012-18)
18,166	Tua Tagovailoa (2020-25)
11,040	Jay Fiedler (2000-04)

SEASON

5,084	Dan Marino (1984)
4,746	Dan Marino (1986)
4,624	Tua Tagovailoa (2023)
4,453	Dan Marino (1994)
4,434	Dan Marino (1988)
4,208	Ryan Tannehill (2015)

GAME

521	Dan Marino (10/23/88 vs. N.Y. Jets), 35 of 60
473	Dan Marino (9/4/94 vs. New England), 23 of 42
470	Dan Marino (12/2/84 vs. LA. Raiders), 35 of 57
469	Tua Tagovailoa (9/18/22 at Baltimore), 36 of 50
466	Tua Tagovailoa (9/10/23 at LA. Chargers), 28 of 45

MOST PASSING YARDS BY A ROOKIE

SEASON

3,294	Ryan Tannehill (2012)
2,210	Dan Marino (1983)
2,005	Bob Griese (1967)

GAME

431	Ryan Tannehill (9/30/12 at Arizona), 26 of 41
361	Tua Tagovailoa (1/3/21 at Buffalo), 35 of 58
322	Dan Marino (10/9/83 vs. Buffalo), 19 of 29

MOST PASS ATTEMPTS

CAREER

8,358	Dan Marino (1983-99)
3,429	Bob Griese (1967-80)
2,911	Ryan Tannehill (2012-18)
2,421	Tua Tagovailoa (2020-25)
1,603	Jay Fiedler (2000-04)

INDIVIDUAL RECORDS

SEASON

623	Dan Marino (1986), 378 completions
615	Dan Marino (1994), 385 completions
606	Dan Marino (1988), 354 completions
590	Ryan Tannehill (2014), 392 completions
588	Ryan Tannehill (2013), 355 completions

GAME

*64	Dan Marino (12/30/95 at Buffalo), 33 completions
62	Joey Harrington (10/22/06 vs. Green Bay), 33 completions
60	Dan Marino (10/23/88 vs. N.Y. Jets), 35 completions
60	Dan Marino (11/23/97 at New England), 38 completions
58	Ryan Tannehill (11/29/15 at N.Y. Jets), 33 completions
58	Tua Tagovailoa (1/3/21 at Buffalo), 35 completions

MOST PASS ATTEMPTS BY A ROOKIE

SEASON

484	Ryan Tannehill (2012), 282 completions
331	Bob Griese (1967), 166 completions
327	David Woodley (1980), 176 completions

GAME

58	Tua Tagovailoa (1/3/21 at Buffalo), 35 completions
48	Tua Tagovailoa (12/13/20 vs. Kansas City), 28 completions
*45	Skylar Thompson (1/15/23 at Buffalo), 18 completions

MOST PASS COMPLETIONS

CAREER

4,967	Dan Marino (1983-99)
1,926	Bob Griese (1967-80)
1,829	Ryan Tannehill (2012-18)
1,647	Tua Tagovailoa (2020-25)
936	Jay Fiedler (2000-04)

SEASON

392	Ryan Tannehill (2014), 590 att.
388	Tua Tagovailoa (2023), 560 att.
385	Dan Marino (1994), 615 att.
378	Dan Marino (1986), 623 att.
363	Ryan Tannehill (2015), 586 att.

GAME

39	Dan Marino (11/16/86 at Buffalo), 54 att.
38	Dan Marino (11/23/97 at New England), 60 att.
37	Tua Tagovailoa (11/28/24 at Green Bay), 46 att.
36	Tua Tagovailoa (9/18/22 at Baltimore), 50 att.
35	Dan Marino (12/2/84 vs. L.A. Raiders), 57 att.
35	Dan Marino (10/23/88 vs. N.Y. Jets), 60 att.
35	Dan Marino (12/3/95 vs. Atlanta), 50 att.
35	Chad Henne (12/27/09 vs. Houston), 55 att.
35	Ryan Tannehill (12/21/14 vs. Minnesota), 47 att.
35	Tua Tagovailoa (1/3/21 at Buffalo), 58 att.

MOST PASS COMPLETIONS BY A ROOKIE

SEASON

282	Ryan Tannehill (2012), 484 att.
186	Tua Tagovailoa (2020), 290 att.
176	David Woodley (1980), 327 att.

GAME

35	Tua Tagovailoa (1/3/21 at Buffalo), 58 att.
28	Tua Tagovailoa (12/13/20 vs. Kansas City), 48 att.
26	Ryan Tannehill (9/30/12 at Arizona), 41 att.
26	Tua Tagovailoa (12/6/20 vs. Cincinnati), 39 att.

MOST CONSECUTIVE PASS COMPLETIONS

25	Ryan Tannehill (10/18/15 at Tennessee through 10/25/15 vs. Houston)
21	Ryan Fitzpatrick (9/20/20 vs. Buffalo through 9/24/20 at Jacksonville)
19	Jay Cutler (10/22/17 vs. N.Y. Jets through 11/5/17 vs. Oakland)
17	Chad Pennington (12/7/08 at Buffalo through 12/14/08 vs. San Francisco)
17	Chad Henne (12/13/09 at Jacksonville)
17	Tua Tagovailoa (11/21/21 at N.Y. Jets through 11/28/21 vs. Carolina)
17	Tua Tagovailoa (9/24/23 vs. Denver)

MOST TOUCHDOWN PASSES

CAREER

420	Dan Marino (1983-99)
192	Bob Griese (1967-80)
123	Ryan Tannehill (2012-18)
120	Tua Tagovailoa (2020-25)
66	Jay Fiedler (2000-04)

SEASON

48	Dan Marino (1984) - 362 completions
44	Dan Marino (1986) - 378 completions
30	Dan Marino (1985) - 336 completions
30	Dan Marino (1994) - 385 completions
29	Tua Tagovailoa (2023) - 388 completions

GAME

6	Bob Griese (11/24/77 at St. Louis)
6	Dan Marino (9/21/86 at N.Y. Jets)
6	Tua Tagovailoa (9/18/22 at Baltimore)
5	Dan Marino (9/2/84 at Washington)
5	Dan Marino (12/8/85 at Green Bay)
5	Dan Marino (12/14/86 at L.A. Rams)
5	Dan Marino (11/27/88 at N.Y. Jets)
5	Dan Marino (9/4/94 vs. New England)
4	27 times (last – Tua Tagovailoa, 10/26/25 at Atlanta)

MOST TOUCHDOWN PASSES BY A ROOKIE

SEASON

20	Dan Marino (1983) of 173 completions
15	Bob Griese (1967) of 166 completions
14	David Woodley (1980) of 176 completions

GAME

4	John Stofa (12/18/66 vs. Houston)
3	Bob Griese (12/17/67 vs. New England)
3	David Woodley (11/9/80 at L.A. Rams)
3	David Woodley (12/14/80 at Baltimore)
3	Dan Marino (10/9/83 vs. Buffalo)
3	Dan Marino (10/16/83 at N.Y. Jets)
3	Dan Marino (11/28/83 vs. Cincinnati)

MOST CONSECUTIVE GAMES WITH A TD PASS

30	Dan Marino (10th in 1985 through 2nd in 1987 and 6th through 10th in 1987)

MOST PASSES HAD INTERCEPTED

CAREER

252	Dan Marino (1983-99)
172	Bob Griese (1967-80)
75	Ryan Tannehill (2012-18)
63	Jay Fiedler (2000-04)
59	Tua Tagovailoa (2020-25)

INDIVIDUAL RECORDS

SEASON

23	Dan Marino (1986), 623 att.
23	Dan Marino (1988), 606 att.
22	Dan Marino (1989), 550 att.
21	Dan Marino (1985), 567 att.
19	Jay Fiedler (2001), 450 att.
19	Chad Henne (2010), 490 att.

GAME

5	Bob Griese (12/23/67 vs. Houston), 41 att.
5	Rick Norton (11/23/69 vs. Houston), 26 att.
5	David Woodley (10/25/81 at Dallas), 37 att.
5	Kyle Mackey (10/18/87 at N.Y. Jets), 55 att.
5	Dan Marino (10/23/88 vs. N.Y Jets), 60 att.
5	Dan Marino (11/25/99 at Dallas), 36 att.
5	A.J. Feeley (12/5/04 vs. Buffalo), 51 att.

MOST PASSES HAD INTERCEPTED AS A ROOKIE

SEASON

18	Bob Griese (1967), 331 att.
17	David Woodley (1980), 327 att.
13	Ryan Tannehill (2012), 484 att.

GAME

5	Bob Griese (12/23/67 vs. Houston), 41 att.
3	Rick Norton (9/18/66 at Buffalo), 10 att.
3	Bob Griese (11/26/67 vs. Buffalo), 33 att.
3	David Woodley (9/28/80 vs. New Orleans), 15 att.
3	John Beck (12/2/07 vs. N.Y. Jets), 39 att.
3	Ryan Tannehill (9/9/12 at Houston), 36 att.
3	Ryan Tannehill (11/11/12 vs. Tennessee), 39 att.
3	Tua Tagovailoa (1/3/21 at Buffalo), 58 att.

MOST CONSECUTIVE GAMES STARTED WITH NO PASSES INTERCEPTED

5	Jay Fiedler (8th through 11th, 13th in 2000 – missed 12th in 2000)
5	Tua Tagovailoa (7th through 10th, 12th in 2020 – missed 11th in 2020)
5	Tua Tagovailoa (7th through 11th in 2022)
4	Bob Griese (5th through 8th in 1971)
4	Dan Marino (4th through 7th in 1997)
4	Ray Lucas (9th through 12th in 2002)
4	Ryan Tannehill (5th through 8th in 2012)
4	Ryan Tannehill (12th through 15th in 2012)
4	Ryan Tannehill (6th through 9th in 2016)
4	Tua Tagovailoa (12th through 15th in 2023)
4	Tua Tagovailoa (10th through 13th in 2024)

MOST CONSECUTIVE PASSES WITH NONE INTERCEPTED

204	Tua Tagovailoa (9th through 14th in 2024)
193	Tua Tagovailoa (4th, 7th through 12th in 2022 – missed 5th and 6th in 2022)
160	Ryan Tannehill (15th in 2014 through 3rd in 2015)
156	Dan Marino (3rd through 8th in 1997)
152	Tua Tagovailoa (5th through 13th in 2020)

LOWEST INTERCEPTION RATE

CAREER (min: 250 att.)

1.63	Chad Pennington (2008-10), 9 of 552 att.
1.86	Cleo Lemon (2005-07), 7 of 377 att.
2.40	Tua Tagovailoa (2020-25), 59 of 2,421 att.
2.58	Ryan Tannehill (2012-18), 75 of 2,911 att.
2.63	Gus Frerotte (2005), 13 of 494 att.

SEASON (min: 150 att.)

1.47	Chad Pennington (2008), 7 of 476 att.
1.72	Tua Tagovailoa (2020), 5 of 290 att.
1.75	Tua Tagovailoa (2024), 7 of 399 att.
1.85	Damon Huard (1999), 4 of 216 att.
1.94	Cleo Lemon (2007), 6 of 309 att.

HIGHEST COMPLETION PERCENTAGE

CAREER (min: 150 comp.)

68.0	Tua Tagovailoa (2020-25), 1,647 of 2,421 att.
67.6	Chad Pennington (2008-10), 373 of 552 att.
64.2	Ryan Fitzpatrick (2019-20), 494 of 769 att.
62.8	Ryan Tannehill (2012-18), 1,829 of 2,911 att.
62.0	Jay Cutler (2017), 266 of 429 att.

SEASON (min: 75 comp.)

72.9	Tua Tagovailoa (2024), 291 of 399 att.
69.3	Tua Tagovailoa (2023), 388 of 560 att.
68.5	Ryan Fitzpatrick (2020), 183 of 267 att
67.8	Tua Tagovailoa (2021), 263 of 388 att.
67.4	Chad Pennington (2008), 321 of 476 att.

GAME (min: 12 comp.)

94.7	Ryan Tannehill (10/25/15 vs. Houston), 18 of 19 att.
92.3	Bob Griese (12/18/78 vs. New England), 12 of 13 att.
90.0	Ryan Fitzpatrick (9/24/20 at Jacksonville), 18 of 20 att.
89.3	Tua Tagovailoa (11/3/24 vs. Buffalo), 25 of 28 att.
88.5	Tua Tagovailoa (9/24/23 vs. Denver), 23 of 26 att.

HIGHEST COMPLETION PERCENTAGE BY A ROOKIE

SEASON (min: 75 comp.)

64.1	Tua Tagovailoa (2020), 186 of 290 att.
58.4	Dan Marino (1983), 173 of 296 att.
58.3	Ryan Tannehill (2012), 282 of 484 att.
53.8	David Woodley (1980), 176 of 327 att.

GAME (min: 12 comp.)

81.0	Bob Griese (10/22/67 vs. N.Y. Jets), 17 of 21 att.
78.6	Ryan Tannehill (12/6/12 vs. Jacksonville), 22 of 28 att.
77.3	Tua Tagovailoa (12/26/20 at Las Vegas), 17 of 22 att.

HIGHEST PASSER RATING

CAREER (min: 250 att.)

96.4	Tua Tagovailoa (2020-25)
94.5	Chad Pennington (2008-10)
89.0	Ryan Fitzpatrick (2019-20)
87.0	Ryan Tannehill (2012-18)
86.4	Dan Marino (1983-99)

SEASON (min: 150 att.)

108.9	Dan Marino (1984)
105.5	Tua Tagovailoa (2022)
101.4	Tua Tagovailoa (2024)
101.1	Tua Tagovailoa (2023)
97.4	Chad Pennington (2008)

HIGHEST PASSER RATING BY A ROOKIE

SEASON (min: 150 att.)

96.0	Dan Marino (1983)
87.1	Tua Tagovailoa (2020)
76.1	Ryan Tannehill (2012)

INDIVIDUAL RECORDS

HIGHEST PASS YARDS PER ATTEMPT

CAREER (min: 250 att.)

8.22	Earl Morrall (1972-76), 284/2,335 yards
7.50	Tua Tagovailoa (2020-25), 2,421/18,166 yards
7.40	Chad Pennington (2008-10), 552/4,085 yards
7.34	Dan Marino (1983-99), 8,358/61,361 yards
7.32	Bob Griese (1967-80), 3,429/25,092 yards

SEASON (min: 150 att.)

9.07	Earl Morrall (1972), 150/1,360
9.01	Dan Marino (1984), 564/5,084
8.87	Tua Tagovailoa (2022), 400/3,548
8.86	Bob Griese (1975), 191/1,693
8.26	Tua Tagovailoa (2023), 560/4,624

GAME (min: 20 att.)

*13.16	Dan Marino (1/6/85 vs. Pittsburgh), 32/421
12.57	Ryan Tannehill (9/23/18 vs. Oakland), 23/289
12.52	Earl Morrall (12/15/74 vs. New England), 23/288
12.50	Ryan Fitzpatrick (10/11/20 at San Francisco), 28/350
12.40	Tua Tagovailoa (12/25/22 vs. Green Bay), 25/310

MOST 300-YARD PASSING GAMES

CAREER

63	Dan Marino (1983-99)
17	Tua Tagovailoa (2020-25)
16	Ryan Tannehill (2012-18)
7	Chad Henne (2008-11)
7	Ryan Fitzpatrick (2019-20)
3	Bob Griese (1967-80)
3	Jay Fiedler (2000-04)
2	David Woodley (1980-83)
2	Steve DeBerg (1993)
2	Chad Pennington (2008-10)
1	John Stofa (1966-67, 1969-70)
1	Don Strock (1974-87)
1	Scott Mitchell (1990-93)
1	Bernie Kosar (1994-96)
1	A.J. Feeley (2004)
1	Gus Frerotte (2005)
1	Joey Harrington (2006)
1	Trent Green (2007)
1	Cleo Lemon (2007)
1	Jay Cutler (2017)
1	Brock Osweiler (2018)
1	Teddy Bridgewater (2022)

SEASON

9	Dan Marino (1984)
6	Dan Marino (1985)
6	Dan Marino (1986)
6	Dan Marino (1988)
6	Ryan Tannehill (2015)

MOST CONSECUTIVE 300-YARD PASSING GAMES

3	Dan Marino (14th through 16th in 1984)
3	Dan Marino (13th through 15th in 1988)
3	Dan Marino (11th through 13th in 1994)
3	Dan Marino (14th through 16th in 1998)
3	Tua Tagovailoa (11th through 13th in 2024)

LONGEST PASS PLAYS

86t	Bob Griese to Paul Warfield (11/14/71 vs. Pittsburgh)
85t	Dan Marino to Mark Duper (11/20/83 vs. Baltimore)
85t	Dan Marino to Mark Duper (11/2/86 vs. Houston)
84t	Tua Tagovailoa to Jaylen Waddle (12/25/22 vs. Green Bay)
80t	George Wilson, Jr. to Bo Roberson (10/23/66 at Houston)
80t	Dan Marino to Mark Duper (9/23/84 vs. Indianapolis)
80t	Dan Marino to Ferrell Edmunds (11/27/88 at N.Y. Jets)
80t	Dan Marino to Tony Martin (10/4/93 vs. Washington)
80t	Brian Griese to James McKnight (11/23/03 vs. Washington)
80t	Chad Pennington to Patrick Cobbs (10/12/08 at Houston)
80t	Ryan Tannehill to Brian Hartline (9/30/12 at Arizona)
80t	Tua Tagovailoa to Tyreek Hill (9/8/24 vs. Jacksonville)
79t	Bob Griese to Nat Moore (11/2/75 at Chicago)
78t	Dan Marino to Mark Clayton (11/12/89 at N.Y. Jets)
78t	Tua Tagovailoa to Tyreek Hill (12/3/23 at Washington)
77t	Scott Mitchell to Mark Ingram (10/31/93 vs. Kansas City)
77t	Ray Lucas to James McKnight (11/24/02 vs. San Diego)
77t	Sage Rosenfels to Chris Chambers (10/21/05 vs. Kansas City)
77t	Sage Rosenfels to Chris Chambers (1/2/05 at Baltimore)
**76t	David Woodley to Jimmy Cefalo (1/30/83 vs. Washington)
*75t	Bob Griese to Paul Warfield (1/2/72 vs. Baltimore)
75t	Ryan Tannehill to Kenny Stills (9/9/18 vs. Tennessee)
75t	Brock Osweiler to Albert Wilson (10/14/18 vs. Chicago)
75t	Tua Tagovailoa to Trent Sherfield (12/4/22 at San Francisco)

RECEIVING

MOST RECEPTIONS

CAREER

550	Mark Clayton (1983-92)
511	Mark Duper (1982-92)
510	Nat Moore (1974-86)
415	O.J. McDuffie (1993-00)
405	Chris Chambers (2001-07)

SEASON

119	Tyreek Hill (2023), 1,799 yards
119	Tyreek Hill (2022), 1,710 yards
112	Jarvis Landry (2017), 987 yards
110	Jarvis Landry (2015), 1,157 yards
104	Jaylen Waddle (2021), 1,015 yards

GAME

15	Chris Chambers (12/4/05 vs. Buffalo), 238 yards
13	Jarvis Landry (11/29/15 at N.Y. Jets), 165 yards
13	Jarvis Landry (9/17/17 at L.A. Chargers), 78 yards
12	Jim Jensen (11/6/88 at New England), 110 yards
12	Brian Hartline (9/30/12 at Arizona), 253 yards
12	Jaylen Waddle (9/26/21 at Las Vegas), 58 yards
12	Tyreek Hill (10/16/22 vs. Minnesota), 177 yards
12	Tyreek Hill (10/30/22 at Detroit), 188 yards

MOST RECEPTIONS BY A ROOKIE

SEASON

104	Jaylen Waddle (2021), 1,015 yards
84	Jarvis Landry (2014), 758 yards
75	Terry Kirby (1993), 874 yards
67	Jack Clancy (1967), 868 yards
54	Davone Bess (2008), 554 yards

GAME

12	Jaylen Waddle (9/26/21 at Las Vegas), 58 yards
10	Rob Konrad (1/2/00 at Washington), 68 yards
10	Jaylen Waddle (10/17/21 at Jacksonville), 70 yards
10	Jaylen Waddle (12/27/21 at New Orleans), 92 yards
9	Terry Kirby (12/19/93 vs. Buffalo), 148 yards
9	Davone Bess (12/7/08 vs. Buffalo at Toronto), 74 yards
9	Jaylen Waddle (11/28/21 vs. Carolina), 137 yards
9	Jaylen Waddle (12/5/21 vs. N.Y. Giants), 90 yards

INDIVIDUAL RECORDS

MOST CONSECUTIVE GAMES WITH A RECEPTION

92	Mark Clayton (6th in 1986 through 16th in 1992 - missed 13th in 1986, 1st in 1989, 1st in 1990, 10th through 14th in 1990 and 1st through 3rd in 1992)
74	O.J. McDuffie (3rd in 1995 through 15th in 1999, missed 11th through 13th and 16th in 1999)
63	Jarvis Landry (2nd in 2014 through 16th in 2017)
61	Davone Bess (1st in 2008 through 13th in 2011)
60	Chris Chambers (1st in 2003 through 13th in 2006 - missed 4th in 2004)
60	Jaylen Waddle (1st in 2021 to 14th in 2024)

MOST RECEIVING YARDS

CAREER

8,869	Mark Duper (1982-92), 17.4 per catch
8,643	Mark Clayton (1983-92), 15.7 per catch
7,546	Nat Moore (1974-86), 14.8 per catch
5,688	Chris Chambers (2001-07), 14.0 per catch
5,074	O.J. McDuffie (1993-00), 12.2 per catch

SEASON

1,799	Tyreek Hill (2023), 119 receptions
1,710	Tyreek Hill (2022), 119 receptions
1,389	Mark Clayton (1984), 73 receptions
1,356	Jaylen Waddle (2022), 75 receptions
1,313	Mark Duper (1986), 67 receptions
1,306	Mark Duper (1984), 71 receptions
1,270	Irving Fryar (1994), 73 receptions
1,214	Brandon Marshall (2011), 81 receptions
1,202	DeVante Parker (2019), 72 receptions
1,157	Jarvis Landry (2015), 110 receptions
1,150	Mark Clayton (1986), 60 receptions
1,136	Jarvis Landry (2016), 94 receptions
1,129	Mark Clayton (1988), 86 receptions
1,118	Chris Chambers (2005), 82 receptions
1,085	Mark Duper (1991), 70 receptions
1,083	Brian Hartline (2012), 74 receptions
1,053	Mark Clayton (1991), 70 receptions
1,050	O.J. McDuffie (1998), 90 receptions
1,037	Tony Martin (1999), 67 receptions
1,016	Brian Hartline (2013), 76 receptions
1,015	Jaylen Waddle (2021), 104 receptions
1,014	Brandon Marshall (2010), 86 receptions
1,014	Jaylen Waddle (2023), 72 receptions
1,011	Mark Clayton (1989), 64 receptions
1,010	Irving Fryar (1993), 64 receptions

GAME

253	Brian Hartline (9/30/12 at Arizona), 12 receptions
238	Chris Chambers (12/4/05 vs. Buffalo), 15 receptions
217	Mark Duper (11/10/85 vs. N.Y. Jets), 8 receptions
215	Tyreek Hill (9/10/23 at L.A. Chargers), 11 receptions
211	Irving Fryar (9/4/94 vs. New England), 5 receptions
210	Nat Moore (10/4/81 vs. N.Y. Jets), 7 receptions
202	Mark Duper (10/9/83 vs. Buffalo), 7 receptions

MOST RECEIVING YARDS BY A ROOKIE

SEASON

1,015	Jaylen Waddle (2021), 104 receptions
883	Chris Chambers (2001), 48 receptions
874	Terry Kirby (1993), 75 receptions
868	Jack Clancy (1967), 67 receptions

GAME

148	Terry Kirby (12/19/93 vs. Buffalo), 9 receptions
137	Jaylen Waddle (11/28/21 vs. Carolina), 9 receptions
126	Jack Clancy (12/3/67 at Houston), 7 receptions

MOST RECEIVING TOUCHDOWNS

CAREER

81	Mark Clayton (1983-92), 550 receptions
74	Nat Moore (1974-86), 510 receptions
59	Mark Duper (1982-92), 511 receptions
43	Chris Chambers (2001-07), 405 receptions
33	Paul Warfield (1970-74), 156 receptions

SEASON

18	Mark Clayton (1984), 73 receptions
14	Mark Clayton (1988), 86 receptions
13	Tyreek Hill (2023), 119 receptions
12	Nat Moore (1977), 52 receptions
12	Mark Clayton (1991), 70 receptions

GAME

4	Paul Warfield (12/15/73 vs. Detroit), 21,7,16,4
4	Mark Ingram (11/27/94 at N.Y. Jets), 10,17,28,8
3	Paul Warfield (11/14/71 vs. Pittsburgh), 12,86,60
3	Nat Moore (11/24/77 at St. Louis), 4,9,28
3	Mark Clayton (12/17/84 vs. Dallas), 41,39,63
3	Mark Duper (12/14/86 at L.A. Rams), 69,5,20
3	Mark Duper (12/20/87 vs. Washington), 26,59,6
3	Irving Fryar (9/4/94 vs. New England), 54,50,35
3	O.J. McDuffie (11/29/98 vs. New Orleans), 22,7,9
3	Lamar Thomas (12/21/98 vs. Denver), 9,56,17
3	Chris Chambers (11/27/03 at Dallas), 39,6,35

MOST RECEIVING TOUCHDOWNS BY A ROOKIE

SEASON

7	Chris Chambers (2001), 48 receptions
6	Jaylen Waddle (2021), 104 receptions
5	Andre Brown (1989), 24 receptions
5	Jarvis Landry (2014), 84 receptions
4	Randy McMichael (2002), 39 receptions
3	Jack Harper (1967),11 receptions
3	Jimmy Cefalo (1978), 6 receptions
3	Ferrell Edmunds (1988), 33 receptions
3	Terry Kirby (1993), 75 receptions
3	Brian Hartline (2009), 31 receptions
3	Charles Clay (2011), 16 receptions
3	Preston Williams (2019), 32 receptions
3	**De'Von Achane (2023), 27 receptions**

MOST CONSECUTIVE GAMES WITH A RECEIVING TD

6	Paul Warfield (4th through 9th in 1971)
6	Mark Clayton (13th through 16th in 1988 and 2nd through 3rd in 1989)

HIGHEST RECEIVING AVERAGE

CAREER (min: 100 rec.)

21.5	Paul Warfield (1970-74),156 receptions
17.4	Mark Duper (1982-92), 511 receptions
16.9	Duriel Harris (1976-83, 1985), 269 receptions
16.0	Irving Fryar (1993-95), 199 receptions
15.7	Mark Clayton (1983-92), 550 receptions

SEASON (min: 24 rec.)

25.1	Paul Warfield (1970), 28/703 yards
23.2	Paul Warfield (1971), 43/996 yards
21.8	Jimmy Cefalo (1981), 29/631 yards
20.9	Paul Warfield (1972), 29/606 yards
20.0	Bo Roberson (1966), 26/519 yards

INDIVIDUAL RECORDS

GAME (min: 3 rec.)

52.7	Paul Warfield (11/14/71 vs. Pittsburgh), 3/158
46.0	Patrick Cobbs (10/12/08 at Houston), 3/138
42.7	Chris Chambers (10/24/04 vs. St. Louis), 3/128
42.2	Irving Fryar (9/4/94 vs. New England), 5/211
41.3	Nat Moore (10/10/76 at Baltimore), 3/124

HIGHEST RECEIVING AVERAGE BY A ROOKIE

SEASON (min: 24 rec.)

19.0	DeVante Parker (2015), 26/494 yards
18.4	Chris Chambers (2001), 48/883 yards
17.4	Ferrell Edmunds (1988), 33/575 yards

GAME (min: 3 rec.)

37.7	Chris Chambers (11/11/01 at Indianapolis), 3/113
31.3	Brian Hartline (10/25/09 vs. New Orleans), 3/94
30.3	Mel Baker (12/15/74 vs. New England), 4/121

MOST 100-YARD RECEIVING GAMES

CAREER

28	Mark Duper (1982-92)
22	Mark Clayton (1983-92)
19	Tyreek Hill (2022-25)
17	Chris Chambers (2001-07)
13	Jaylen Waddle (2021-25)

SEASON

8	Mark Duper (1986)
8	Tyreek Hill (2023)
7	Tyreek Hill (2022)
6	Mark Clayton (1984)
6	Irving Fryar (1994)
6	Jaylen Waddle (2022)
5	Mark Clayton (1989)
5	Tony Martin (1999)
5	Brandon Marshall (2011)
4	Paul Warfield (1971)
4	Duriel Harris (1979)
4	Mark Duper (1984)
4	Chris Chambers (2004)
4	Brandon Marshall (2010)
4	Mike Wallace (2013)
4	Jarvis Landry (2016)
4	DeVante Parker (2019)

MOST 100-YARD RECEIVING GAMES BY A ROOKIE

3	Jack Clancy (1967)
3	Chris Chambers (2001)
2	Terry Kirby (1993)
1	Mel Baker (1974)
1	Duriel Harris (1976)
1	Ferrell Edmunds (1988)
1	Andre Brown (1989)
1	DeVante Parker (2015)
1	Jaylen Waddle (2021)

MOST CONSECUTIVE 100-YARD RECEIVING GAMES

4	Irving Fryar (10th through 13th in 1994)
3	Mark Clayton (14th through 16th in 1984)
3	Mark Duper (3rd through 5th in 1986)
3	Chris Chambers (11th through 13th in 2005)
3	Tyreek Hill (11th through 13th in 2023)

TOTAL YARDS FROM SCRIMMAGE

(rushing/receiving)

CAREER

8,859	Mark Duper (1982-92), -10/8,869
8,751	Mark Clayton (1983-92), 108/8,643
7,867	Ricky Williams (2002-03, 2005, 2007-10), 6,436/1,431
7,795	Nat Moore (1974-86), 249/7,546
7,425	Larry Csonka (1968-74, 1979), 6,737/688

SEASON

2,216	Ricky Williams (2002), 1,853/363
1,838	**De'Von Achane (2025), 1,350/488**
1,814	Tyreek Hill (2023), 15/1,799
1,742	Tyreek Hill (2022) 32/1,710
1,723	Ricky Williams (2003), 1,372/351

GAME

253	Brian Hartline (9/30/12 at Arizona), 0/253
252	Troy Stradford (11/22/87 at Dallas), 169/83
238	Chris Chambers (12/4/05 vs. Buffalo), 0/238
236	Lamar Miller (10/25/15 vs. Houston), 175/61
235	Ricky Williams (12/1/02 at Buffalo), 228/7

BY ROOKIE, SEASON

1,264	Terry Kirby (1993), 390/874
1,255	Karim Abdul-Jabbar (1996), 1,116/139
1,139	Ronnie Brown (2005), 907/232

COMBINED YARDAGE

(rushing/receiving/returns)

CAREER

9,276	Mark Clayton (1983-92), 108/8,643/525
8,950	Nat Moore (1974-86), 248/7,547/1,155
8,859	Mark Duper (1982-92), -10/8,869/0
8,752	Tony Nathan (1979-87), 3,543/3,592/1,617
8,353	O.J. McDuffie (1993-01), 49/5,074/3,230

SEASON

2,216	Ricky Williams (2002), 1,853/363/0
2,208	Wes Welker (2005), 5/434/1,769
2,129	Wes Welker (2006), 0/687/1,442
2,086	Ted Ginn, Jr. (2007) 3/420/1,663
1,947	Jarvis Landry (2015) 113/1,157/677

GAME

302	Mercury Morris (11/1/70 at Baltimore), 8-89/3-68/6-145
299	Ted Ginn, Jr. (11/1/09 at N.Y. Jets), 0-0, 0-0, 6-299
297	Wes Welker (10/16/05 at Tampa Bay), 0-0/3-97/10-200
*280	O.J. McDuffie (12/30/95 at Buffalo), 1-9/11-154/6-117
258	Wes Welker (10/21/05 vs. Kansas City), 0-0/2-41/9-217
258	Jarvis Landry (10/4/15 vs. N.Y. Jets at London), 2-29/4-40/8-189

BY ROOKIE, SEASON

2,086	Ted Ginn, Jr. (2007) 3/420/1,663
1,912	Jarvis Landry (2014) -4/758/1,158
1,777	Wes Welker (2004), 0/0/1,777

INDIVIDUAL RECORDS

PUNTING

MOST PUNTS

CAREER

633	Larry Seiple (1967-77), 25,347 yards
594	Brandon Fields (2007-14), 27,780 yards
555	Reggie Roby (1983-92), 24,036 yards
339	Matt Turk (2000-01, 2003-04), 13,910 yards
307	Matt Haack (2017-20), 13,506 yards

SEASON

98	Matt Turk (2004), 41.7 average
93	Klaus Wilmsmeyer (1998), 42.5 average
92	Matt Turk (2000), 42.1 average
92	Matt Darr (2015), 47.6 average
90	Matt Darr (2016), 44.3 average

GAME

11	Matt Turk (12/7/03 at New England), 406 yards
10	George Wilson, Jr. (9/9/66 vs. N.Y. Jets), 483 yards
10	George Roberts (10/12/80 at New England), 445 yards
10	Klaus Wilmsmeyer (9/20/98 vs. Pittsburgh), 458 yards
10	Matt Turk (9/19/04 at Cincinnati), 400 yards
10	Donnie Jones (12/25/06 vs. N.Y. Jets), 427 yards
10	Brandon Fields (12/23/07 at New England), 446 yards
10	Brandon Fields (12/12/10 at N.Y. Jets), 564 yards
10	Brandon Fields (12/22/13 at Buffalo), 501 yards
10	Matt Darr (11/20/16 at Los Angeles), 453 yards

HIGHEST GROSS PUNTING AVERAGE

CAREER (min: 120 punts)

47.1	Jake Bailey (2023-25), 167 punts
46.8	Brandon Fields (2007-14), 594 punts
46.0	Matt Darr (2015-16), 182 punts
44.7	Matt Haack (2017-20), 307 punts
44.2	John Kidd (1994-97), 201 punts
43.3	Reggie Roby (1983-92), 555 punts

SEASON (min: 40 punts)

50.2	Brandon Fields (2012), 74 punts
48.85	Brandon Fields (2011), 78 punts
48.82	Brandon Fields (2013), 85 punts
48.4	Jake Bailey (2025), 57 punts
47.6	Matt Darr (2015), 92 punts

GAME (min: 4 punts)

58.8	Brandon Fields (9/23/12 vs. N.Y. Jets), 4-235 yards
58.5	Reggie Roby (9/28/86 vs. San Francisco), 4-234 yards
58.2	Matt Darr (10/29/15 at New England), 6-349 yards
56.4	Brandon Fields (12/12/10 at N.Y. Jets), 10-564 yards
55.5	Brandon Fields (12/4/11 vs. Oakland), 4-222 yards

HIGHEST NET PUNTING AVERAGE

CAREER (since 1976, min: 120 punts)

41.4	Jake Bailey (2023-25), 167 punts
39.9	Matt Haack (2017-20), 307 punts
39.8	Matt Darr (2015-16), 182 punts
39.2	Brandon Fields (2007-14), 594 punts
37.5	Donnie Jones (2005-06), 173 punts

SEASON (since 1982, min: 40 punts)

42.8	Jake Bailey (2025), 57 punts
42.4	Brandon Fields (2013), 85 punts
41.2	Brandon Fields (2012), 74 punts
41.12	Brandon Fields (2011), 78 punts
41.10	Matt Haack (2019), 69 punts

LONGEST PUNTS

77	Reggie Roby (11/29/87 at Buffalo), net 77
77	Matt Turk (11/25/01 at Buffalo), touchback
74	Brandon Fields (12/22/13 at Buffalo), net 74
73	Larry Seiple (11/14/71 vs. Pittsburgh), touchback
73	Reggie Roby (9/28/86 vs. San Francisco), touchback
73	Reggie Roby (10/5/86 at New England), net 73

MOST INSIDE THE 20

SEASON (since 1982)

35	Matt Haack (2018), 87 punts
33	Brandon Fields (2013), 85 punts
32	Brandon Fields (2011), 78 punts
32	Matt Darr (2016), 90 punts
31	Donnie Jones (2005), 88 punts
31	Brandon Fields (2010), 73 punts
31	Michael Palardy (2021), 78 punts

PUNT RETURNS

MOST PUNT RETURNS

CAREER

127	Jake Scott (1970-75)
127	O.J. McDuffie (1993-00)
127	Wes Welker (2004-06)
115	Davone Bess (2008-12)
101	Jakeem Grant Sr. (2016-21)

SEASON

43	Wes Welker (2004), 10.8 average
43	Wes Welker (2005), 9.1 average
41	Mark Clayton (1983), 9.6 average
41	Wes Welker (2006), 9.2 average
37	Davone Bess (2011), 11.9 average

GAME

7	Mercury Morris (10/19/69 at Kansas City), 17.6 average
7	Lamont Brightful (9/19/04 at Cincinnati), 11.1 average
7	Marcus Thigpen (11/24/13 vs. Carolina), 10.1 average

MOST PUNT RETURN YARDS

CAREER

1,330	Jake Scott (1970-75)
1,232	Wes Welker (2004-06)
1,196	Davone Bess (2008-12)
1,127	O.J. McDuffie (1993-00)
978	Jakeem Grant Sr. (2016-21)

SEASON

464	Wes Welker (2004), 10.8 average
442	Davone Bess (2011), 11.9 average
392	Mark Clayton (1983), 9.6 average
390	Wes Welker (2005), 9.1 average
379	Tom Vigorito (1981), 10.5 average

GAME

123	Mercury Morris (10/19/69 at Kansas City), 7 returns
114	O.J. McDuffie (12/13/93 vs. Pittsburgh), 5 returns
106	James Pruitt (9/14/86 vs. Indianapolis), 2 returns

MOST PUNT RETURN TOUCHDOWNS

CAREER

3	Jakeem Grant Sr. (2016-21)
2	Freddie Solomon (1975-77)
2	Tom Vigorito (1981-85)
2	O.J. McDuffie (1993-00)

INDIVIDUAL RECORDS

SEASON

2	O.J. McDuffie (1993)

LONGEST PUNT RETURNS

88t	Jakeem Grant Sr. (11/1/20 vs. L.A. Rams)
87t	Tom Vigorito (9/10/81 vs. Pittsburgh)
87t	Ted Ginn, Jr. (11/18/07 at Philadelphia)
86t	Tony Nathan (10/14/79 vs. Buffalo)
81t	Jeff Ogden (10/29/00 vs. Green Bay)
79t	Freddie Solomon (12/5/76 vs. Buffalo)
77t	Jake Scott (11/22/70 vs. Baltimore)
74t	Jakeem Grant Sr. (10/9/16 vs. Tennessee)
74t	**Malik Washington (9/14/25 vs. New England)**
72t	O.J. McDuffie (12/13/93 vs. Pittsburgh)
72t	Marcus Thigpen (9/9/12 at Houston)
71t	James Pruitt (9/14/86 vs. Indianapolis)
71t	O.J. McDuffie (10/24/93 vs. Indianapolis)
71t	Wes Welker (12/20/04 vs. New England)
71t	Jakeem Grant Sr. (10/7/18 at Cincinnati)
70t	Scott Schwedes (12/17/89 at Indianapolis)

HIGHEST PUNT RETURN AVERAGE

CAREER (min: 50 returns)

13.7	Jeff Ogden (2000-01), 51 returns
11.4	Freddie Solomon (1975-77), 71 returns
10.5	Tom Vigorito (1981-85), 79 returns
10.5	Jake Scott (1970-75), 127 returns
10.4	Davone Bess (2008-12), 115 returns

SEASON (min: 15 returns)

17.0	Jeff Ogden (2000), 19 returns
12.5	Nate Jacquet (1999), 28 returns
12.3	Freddie Solomon (1975), 26 returns
12.21	Terrell Buckley (1998), 29 returns
12.15	Marcus Thigpen (2012), 26 returns

GAME (min: 3 returns)

33.0	Ted Ginn Jr. (11/18/07 at Philadelphia), 3-99 yards
28.3	Jakeem Grant Sr. (10/7/18 at Cincinnati), 3-85 yards
26.3	Tom Vigorito (9/12/82 at N.Y. Jets), 3-79 yards
26.3	Wes Welker (9/7/06 at Pittsburgh), 3-79 yards
22.8	O.J. McDuffie (12/13/93 vs. Pittsburgh), 5-114 yards

MOST FAIR CATCHES

CAREER

91	O.J. McDuffie (1993-01)
85	Davone Bess (2008-12)
64	Wes Welker (2004-06)
55	Jake Scott (1970-75)
53	Jarvis Landry (2014-17)

SEASON

29	Wes Welker (2006)
24	O.J. McDuffie (1996)
24	Davone Bess (2011)
24	Braxton Berrios (2023)
23	Wes Welker (2005)

GAME

6	Jake Scott (12/20/70 vs. Buffalo)

KICKOFF RETURNS

MOST KICKOFF RETURNS

CAREER

166	Wes Welker (2004-06)
147	Ted Ginn, Jr. (2007-09)
123	Fulton Walker (1981-85)
111	Mercury Morris (1969-75)
107	Brock Marion (1998-03)

SEASON

63	Ted Ginn, Jr. (2007), 22.7 average
62	Brock Marion (1999), 24.6 average
61	Wes Welker (2005), 22.6 average
57	Wes Welker (2004), 23.0 average
52	Ted Ginn, Jr. (2009), 24.9 average

GAME

8	Joe Cribbs (12/18/88 at Pittsburgh), 21.1 average
*8	Marc Logan (1/12/91 at Buffalo), 17.3 average
8	Ted Ginn, Jr. (12/2/07 vs. N.Y. Jets), 24.8 average
8	Ted Ginn, Jr. (11/23/08 vs. New England), 19.3 average

MOST KICKOFF RETURN YARDS

CAREER

3,756	Wes Welker (2004-06)
3,386	Ted Ginn, Jr. (2007-09)
2,947	Mercury Morris (1969-75)
2,944	Fulton Walker (1981-85)
2,517	Brock Marion (1998-03)

SEASON

1,524	Brock Marion (1999), 24.6 average
1,433	Ted Ginn, Jr. (2007), 22.7 average
1,379	Wes Welker (2005), 22.6 average
1,313	Wes Welker (2004), 23.0 average
1,296	Ted Ginn, Jr. (2009), 24.9 average

GAME

299	Ted Ginn, Jr. (11/1/09 at N.Y. Jets), long 101t
215	Travis Minor (10/13/02 at Denver), long 66
210	Wes Welker (1/2/05 at Baltimore), long 95t
205	Albert Johnson (9/29/02 at Kansas City), long 49
204	Gene Milton (9/21/68 vs. Oakland), long 73

MOST KICKOFF RETURN TOUCHDOWNS

CAREER

3	Mercury Morris (1969-75)
2	Ted Ginn, Jr. (2007-09)
2	Jakeem Grant Sr. (2016-21)

SEASON

2	Ted Ginn, Jr. (2009)

GAME

2	Ted Ginn, Jr. (11/1/09 at N.Y. Jets), 100, 101 yards

LONGEST KICKOFF RETURNS

105t	Mercury Morris (9/14/69 at Cincinnati)
102t	Jakeem Grant Sr. (9/9/18 vs. Tennessee)
101t	Ted Ginn, Jr. (11/1/09 at N.Y. Jets)
101t	Jakeem Grant Sr. (11/17/19 vs. Buffalo)
100t	Ted Ginn, Jr. (11/1/09 at N.Y. Jets)
**98t	Fulton Walker (1/30/83 vs. Washington)
97t	Marc Logan (10/1/89 at Houston)
96t	Mercury Morris (12/6/70 vs. Boston)
96t	Marcus Thigpen (11/15/12 at Buffalo)
96t	Kenyan Drake (11/6/16 vs. N.Y. Jets)
95t	Joe Auer (9/2/66 vs. Oakland)
95t	Bobby Neff (9/14/68 vs. Houston)
95t	Wes Welker (1/2/05 at Baltimore)

HIGHEST KICKOFF RETURN AVERAGE

CAREER (min: 50 returns)

26.5	Mercury Morris (1969-75), 111 returns
25.3	Duriel Harris (1976-83, 1985), 56 returns
24.81	Marcus Thigpen (2012-13), 77 returns
24.79	Jakeem Grant Sr. (2016-21), 89 returns
23.9	Fulton Walker (1981-85), 123 returns

INDIVIDUAL RECORDS

SEASON (min: 14 returns)

32.9	Duriel Harris (1976), 17 returns, 559 yards
30.7	**Malik Washington (2024), 14 returns, 430 yards**
29.7	Jakeem Grant Sr. (2018), 18 returns, 535 yards
29.6	Gary Davis (1977), 14 returns, 414 yards
29.0	Mercury Morris (1970), 28 returns, 812 yards

GAME (min: 3 returns)

49.8	Ted Ginn, Jr. (11/1/09 at N.Y. Jets), 6-299
47.7	Fulton Walker (10/16/83 at N.Y. Jets), 3-143
**47.5	Fulton Walker (1/30/83 vs. Washington), 4-190
46.7	Joe Auer (9/2/66 vs. Oakland), 3-140
46.0	Marc Logan (10/1/89 at Houston), 3-138

INTERCEPTIONS

MOST INTERCEPTIONS

CAREER

35	Jake Scott (1970-75)
34	Dick Anderson (1968-77)
31	Sam Madison (1997-05)
29	Glenn Blackwood (1979-87)
29	Patrick Surtain (1998-04)
29	Xavien Howard (2016-23)

SEASON

10	Dick Westmoreland (1967),127 yards
10	Xavien Howard (2020), 71 yards
8	Willie West (1966), 62 yards
8	Dick Anderson (1968), 230 yards
8	Dick Anderson (1970), 191 yards
8	Dick Anderson (1973), 163 yards
8	Jake Scott (1974), 75 yards
8	Terrell Buckley (1998), 157 yards
8	Sam Madison (1998), 114 yards

GAME

4	Dick Anderson (12/3/73 vs. Pittsburgh), 121 yards
3	Willie West (10/23/66 at Houston), 49 yards
3	Dick Westmoreland (11/26/67 vs. Buffalo), 43 yards
3	Charlie Babb (9/22/75 vs. Oakland), 18 yards
3	Curtis Johnson (10/19/75 vs. N.Y. Jets), 25 yards
3	Larry Gordon (12/10/78 vs. Oakland), 35 yards
*3	A.J. Duhe (1/23/83 vs. N.Y. Jets), 36 yards
3	William Judson (10/16/83 at N.Y. Jets), 23 yards
3	Louis Oliver (10/4/92 at Buffalo), 170 yards
3	Sam Madison (11/7/99 vs. Tennessee), 101 yards

MOST INTERCEPTIONS BY A ROOKIE

SEASON

8	Dick Anderson (1968), 230 yards
5	Lloyd Mumphord (1969), 102 yards
5	Jake Scott (1970), 112 yards
5	Don McNeal (1980), 17 yards

GAME

2	Dick Anderson (11/24/68 at Boston), 109 yards
2	Lloyd Mumphord (12/7/69 vs. Denver), 0 yards
2	Curtis Johnson (10/3/70 vs. Oakland), 26 yards
2	Gerald Small (12/10/78 vs. Oakland), 85 yards
2	Don McNeal (10/12/80 at New England), 2 yards
2	Jarvis Williams (10/9/88 at L.A. Raiders), 23 yards

MOST CONSECUTIVE GAMES WITH AN INTERCEPTION

5	Dick Westmoreland (9th through 13th in 1967)
5	Xavien Howard (9th through 13th in 2020)

MOST INTERCEPTION RETURN YARDS

CAREER

792	Dick Anderson (1968-77), 23.3 average
569	Louis Oliver (1989-93, 1995-96), 23.7 average
487	Sam Madison (1997-05), 15.7 average
431	Brock Marion (1998-03), 21.6 average
425	Jake Scott (1970-75), 12.1 average
425	Terrell Buckley (1995-99, 2003), 17.7 average

SEASON

230	Dick Anderson (1968), 8 for 28.8 average
227	Brock Marion (2001), 5 for 45.4 average
200	Louis Oliver (1992), 5 for 40.0 average
198	Jimmy Warren (1966), 5 for 39.6 average
191	Dick Anderson (1970), 8 for 23.9 average

GAME

170	Louis Oliver (10/4/92 at Buffalo), 3 interceptions
121	Dick Anderson (12/3/73 vs. Pittsburgh), 4 interceptions
107	Dick Anderson (11/24/68 at Boston), 2 interceptions
101	Sam Madison (11/7/99 vs. Tennessee), 3 interceptions
100	Brock Marion (1/6/02 vs. Buffalo), 1 interception

LONGEST INTERCEPTION RETURNS

103t	Louis Oliver (10/4/92 at Buffalo), Jim Kelly
100t	Brock Marion (1/6/02 vs. Buffalo), Travis Brown
99t	Jevón Holland (11/24/23 at N.Y. Jets), Tim Boyle
96t	Dick Anderson (11/24/68 at Boston), Tom Sherman
94t	Brent Grimes (10/31/13 vs. Cincinnati), Andy Dalton
91t	Terrell Buckley (10/13/96 at Buffalo), Jim Kelly
86t	Dick Anderson (12/20/70 vs. Buffalo), Dennis Shaw
86t	William Judson (60t), Mike Kozlowski (26, lateral), (9/9/84 vs. New England), Steve Grogan
85t	Elandon Roberts (9/26/21 at Las Vegas), Derek Carr
81t	Louis Delmas (10/26/14 at Jacksonville), Blake Bortles
76t	Troy Vincent (58t), Gene Atkins (18, lateral), (12/12/94 vs. Kansas City), Steve Bono
74t	Terrell Buckley (12/21/03 at Buffalo), Drew Bledsoe
70t	Jimmy Warren (11/13/66 at Kansas City), Len Dawson
70	Sammy Knight (11/27/03 at Dallas), Quincy Carter

INTERCEPTIONS RETURNED FOR TOUCHDOWNS

CAREER

4	Reshad Jones (2010-19)
4	Zach Thomas (1996-2007)
3	Dick Anderson (1968-77)
3	Terrell Buckley (1995-99, 2003)
3	Jason Taylor (1997-2007, 2009, 2011)

SEASON

2	Bill Stanfill (1969), 15,17 yards
2	Dick Anderson (1973), 27,38 yards
2	Mike Kozlowski (1983), 35,38 yards
2	Zach Thomas (1998), 17,1 yards
2	Brock Marion (2001), 26,100 yards
2	Jason Taylor (2006), 20,51 yards
2	Reshad Jones (2015), 30,23 yards

GAME

2	Dick Anderson (12/3/73 vs. Pittsburgh)
2	Mike Kozlowski (12/16/83 vs. N.Y. Jets)

SACKS

MOST SACKS

CAREER

131.0	Jason Taylor (1997-2007, 2009, 2011)
98.0	Cameron Wake (2009-18)
69.5	Bill Stanfill (1969-76)

INDIVIDUAL RECORDS

65.5	Doug Betters (1978-87)
65.0	Vern Den Herder (1971-82)

SEASON

18.5	Bill Stanfill (1973)
18.5	Jason Taylor (2002)
17.5	Joey Porter (2008)
16.5	Trace Armstrong (2000)
16.0	Doug Betters (1983)

GAME

5.0	Bill Stanfill (10/7/73 vs. N.Y. Jets)
5.0	Vern Den Herder (10/21/73 vs. Buffalo)
5.0	Bill Stanfill (11/17/74 vs. Buffalo)
4.5	Cameron Wake (9/30/12 at Arizona)
4.0	Vern Den Herder (9/22/74 at Buffalo)
4.0	Vern Den Herder (11/11/79 vs. Baltimore)
4.0	Doug Betters (9/4/83 at Buffalo)
4.0	E.J. Junior (10/6/91 at New England)
4.0	Joey Porter (9/21/08 at New England)
4.0	Cameron Wake (10/18/15 at Tennessee)

MOST SEASONS WITH 10.0-PLUS SACKS

6	Jason Taylor (2000, 2002-03, 2005-07)
5	Cameron Wake (2010, 2012, 2014, 2016-17)
4	Vern Den Herder (1972-73, 1975, 1978)
3	Bill Stanfill (1972-74)
3	Trace Armstrong (1996, 1998, 2000)
3	Jeff Cross (1989-90, 1993)
2	Doug Betters (1983-84)
2	**Zach Sieler (2023-24)**

MOST SACKS BY A ROOKIE

SEASON

8.5	Jaelan Phillips (2021)
8.0	Bill Stanfill (1969)
8.0	Lorenzo Bromell (1998)
7.0	A.J. Duhe (1977)
6.0	Marco Coleman (1992)
6.0	**Chop Robinson (2024)**

GAME

3.0	A.J. Duhe (11/6/77 at N.Y. Jets)
3.0	Marco Coleman (10/25/92 vs. Indianapolis)
3.0	Jaelan Phillips (11/29/21 vs. Carolina)
2.0	Bill Stanfill (10/26/69 vs. Buffalo)
2.0	Bob Baumhower (11/20/77 at Cincinnati)
2.0	A.J. Duhe (12/11/77 at New England)
2.0	Doug Betters (10/29/78 vs. Baltimore)
2.0	Charles Bowser (1/2/83 at Baltimore)
2.0	John Bosa (12/17/87 vs. N.Y. Jets)
2.0	Marco Coleman (11/1/92 at N.Y. Jets)
2.0	Shane Burton (12/1/96 at Oakland)
2.0	Derrick Rodgers (10/12/97 at N.Y. Jets)
2.0	Lorenzo Bromell (9/13/98 vs. Buffalo)
2.0	Lorenzo Bromell (11/29/98 vs. New Orleans)
2.0	Olivier Vernon (10/14/12 vs. St. Louis)
2.0	Jerome Baker (10/7/18 at Cincinnati)
2.0	Jaelan Phillips (12/5/21 vs. N.Y. Giants)

FUMBLES

MOST FUMBLES

CAREER

110	Dan Marino (1983-99)
52	Bob Griese (1967-80)
51	Ryan Tannehill (2012-18)
44	Tua Tagovailoa (2020-25)
34	Tony Nathan (1979-87)

SEASON

14	Matt Moore (2011)
13	Gus Frerotte (2005)
13	Tua Tagovailoa (2023)
10	Dan Marino (1988)
10	A.J. Feeley (2004)
10	Ryan Tannehill (2015)

GAME

4	Craig Erickson (10/6/96 vs. Seattle)
4	Cleo Lemon (12/9/07 at Buffalo)
4	Jay Cutler (12/17/17 at Buffalo)
3	13 times (last: Tua Tagovailoa, 10/19/25 at Cleveland)

MOST FUMBLES BY A ROOKIE

SEASON

9	Ryan Tannehill (2012)
8	Tony Nathan (1979)
7	Scott Schwedes (1987)
7	John Beck (2007)
7	Jarvis Landry (2014)

GAME

3	Rick Norton (9/9/66 vs. N.Y. Jets)
3	Scott Schwedes (12/13/87 at Philadelphia)
3	John Beck (12/2/07 vs. N.Y. Jets)
3	Jamil Douglas (11/29/15 at N.Y. Jets)

MOST OWN FUMBLE RECOVERIES

CAREER

42	Dan Marino (1983-99)
23	Bob Griese (1967-80)
21	Tua Tagovailoa (2020-25)

SEASON

9	Tua Tagovailoa (2023)
7	Dan Marino (1988)
6	Bob Griese (1971)
6	Jay Cutler (2017)

GAME

4	Jay Cutler (12/17/17 at Buffalo)
3	Rick Norton (11/9/69 at Boston)
3	Craig Erickson (10/6/96 vs. Seattle)
3	Lamont Brightful (9/19/04 at Cincinnati)
3	Cleo Lemon (12/9/07 at Buffalo)
3	Ryan Tannehill (11/29/15 at N.Y. Jets)

MOST OPPONENT FUMBLE RECOVERIES

CAREER

27	Jason Taylor (1997-2007, 2009, 2011)
16	Bob Baumhower (1977-86)
15	Dick Anderson (1968-77)
14	Vern Den Herder (1971-82)
13	Glenn Blackwood (1979-87)

SEASON

5	Dick Anderson (1972)
5	Bud Brown (1985)
4	12 times (last – Kiko Alonso, 2016)

GAME

2	Tom Nomina (11/13/66 at Kansas City), 0 yards
2	Art Powell (10/18/70 at Buffalo), 0 yards
2	Jim Riley (11/7/76 vs. Buffalo), 0 yards
2	Jeris White (11/28/76 at Cleveland), 0 yards
2	Bob Baumhower (12/11/77 at New England), 0 yards
2	Tim Foley (11/29/79 vs. New England), 2 yards

INDIVIDUAL RECORDS

2	Glenn Blackwood (10/19/80 vs. Buffalo), 0 yards
2	Doug Betters (11/6/83 at San Francisco), 0 yards
2	Bud Brown (9/8/85 vs Houston), 6 yards
2	Bryan Cox (10/31/93 vs. Kansas City), 1 yard
2	Jason Taylor (10/7/01 vs. New England), 1 yard, 1 TD
2	Reshad Jones (12/23/12 vs. Buffalo), 24 yards
2	Reshad Jones (10/8/17 vs. Tennessee), 38 yards

FUMBLE RETURNS FOR TOUCHDOWNS

85t	Jason Taylor (9/11/05 vs. Denver), Jake Plummer
78t	Andrew Van Ginkel (11/1/20 vs. L.A. Rams), Jared Goff
59t	Trell Hooper (10/11/87 vs. Kansas City), Robert Parker
59t	Tyreek Hill (12/11/22 at L.A. Rams), Jeff Wilson Jr.
55t	Liffort Hobley (10/11/87 vs. Kansas City), Chris Smith
50t	Cortland Finnegan (9/28/14 at Oakland in London), Matt McGloin
49t	Xavien Howard (11/11/21 vs. Baltimore), Sammy Watkins
48t	Renaldo Hill (11/19/06 vs. Minnesota), Chester Taylor
48t	Jason Taylor (11/1/09 at N.Y. Jets), Shonn Greene
44t	Don Bessillieu (10/19/80 vs. Buffalo), Joe Cribbs
43t	Michael Lehan (12/2/07 vs. N.Y. Jets), Kellen Clemens
38t	Reshad Jones (10/8/17 vs. Tennessee), Matt Cassel
37t	Pat Johnson (12/24/95 at St. Louis), Todd Kinchen
36t	Shaq Lawson (11/8/20 at Arizona), Kyler Murray
35t	Dick Anderson (10/15/72 vs. San Diego), Mke Garrett
34t	Jason Taylor (11/27/03 at Dallas), Quincy Carter
29t	Jason Taylor (10/1/00 at Cincinnati), Akili Smith
25t	Mike Kozlowski (12/6/81 vs. New England), Sam Cunningham
22t	Terrell Buckley (10/27/97 vs. Chicago), Ricky Proehl
21t	Bob Baumhower (10/7/84 at Pittsburgh), Mark Malone
20t	Sam Madison (10/8/00 vs. Buffalo), Sammy Morris
19t	Liffort Hobley (10/9/88 at L.A. Raiders), Vance Mueller
16t	Xavien Howard (11/27/22 vs. Houston Texans), Jordan Akins
15t	Jimmy Warren off lateral from Bob Neff, (12/16/67 vs. Boston), Jim Nance
14t	Reshad Jones (11/26/17 at New England), Tom Brady
13t	Nick Buoniconti (9/30/73 vs. New England), John Tarver
13t	Bob Baumhower (10/9/78 vs. Cincinnati), Dave Turner
13t	Brian Sochia (12/30/90 vs. Indianapolis), Jeff George
10t	Willie West (10/6/68 at Houston), Bob Davis
10t	Sean Hill (9/1/96 vs. New England), Louis Oliver
7t	Bob Brudzinski (10/27/85 at Detroit), Eric Hipple
***5t**	**Zach Sieler (1/15/23 at Buffalo), Josh Allen**
4t	O.J. McDuffie (10/12/97 at N.Y. Jets), Charles Jordan
4t	Jason Taylor (9/13/99 at Denver), Brian Griese
2t	Randy McMichael (10/12/03 at Jacksonville), Obafemi Ayanbadejo
2t	Melvin Ingram (9/11/22 vs. New England), Mac Jones
1t	Cliff Odom (10/28/90 at Indianapolis), Jack Trudeau
1t	Jason Taylor (10/7/01 vs. New England), Tom Brady
1t	Derrick Pope (11/28/04 at San Francisco), Tim Rattay
0t	Chuck Klingbeil (9/22/91 vs. Green Bay), Don Majkowski
0t	Scott Miller (9/1/96 vs. New England), Stanley Pritchett
0t	Tim Bowens (11/30/97 at Oakland), Jeff George
0t	Travis Minor (10/28/01 at Seattle), Jay Fiedler
0t	Trent Gamble (9/8/02 vs. Detroit), Chris Cash
0t	Koa Misi (9/19/10 at Minnesota), Brett Favre
0t	Sam Eguavoen (1/9/22 vs. New England), Jakobi Meyers

FUMBLE RETURNS FOR TOUCHDOWNS

CAREER

6	Jason Taylor (1997-2007, 2009, 2011)
2	Bob Baumhower (1977-86)
2	Liffort Hobley (1987-93)
2	Reshad Jones (2010-19)

TAKEAWAYS

(interceptions/fumble recoveries)

MOST TAKEAWAYS

CAREER

51	Dick Anderson (1968-77), 34 INTs, 17 FRs
42	Jake Scott (1970-75), 35 INTs, 7 FRs
41	Glenn Blackwood (1979-87), 29 INTs, 12 FRs
35	Sam Madison (1997-05), 31 INTs, 4 FRs
35	Jason Taylor (1997-2007, 2009, 2011), 8 INTs, 27 FRs

SEASON

11	Dick Anderson (1970), 8 INTs, 3 FRs
11	Jake Scott (1974), 8 INTs, 3 FRs
10	Dick Westmoreland (1967), 10 INTs
10	Xavien Howard (2020), 10 INTs
9	Dick Anderson (1968), 8 INTs, 1 FR
9	Dick Anderson (1972), 3 INTs, 6 FRs
9	Terrell Buckley (1998), 8 INTs, 1 FR

GAME

4	Dick Anderson (12/3/73 vs. Pittsburgh), 4 INTs
4	Jeris White (11/26/76 at Cleveland), 2 INTs, 2 FRs

MOST TAKEAWAYS BY A ROOKIE

SEASON

9	Dick Anderson (1968), 8 INTs, 1 FR
7	Lloyd Mumphord (1969), 5 INTs, 2 FRs
7	Curtis Johnson (1970), 3 INTs, 4 FRs
7	Jarvis Williams (1988), 4 INTs, 3 FRs

GAME

3	Lloyd Mumphord (12/7/69 vs. Denver), 2 INTs, 1 FR

BLOCKED KICKS

MOST BLOCKED KICKS

CAREER

9	Curtis Johnson (1970-78), 6 FGs, 2 Punts, 1 PAT
8	Lloyd Mumphord (1969-74), 7 FGs, 1 Punt
5	Vern Den Herder (1971-82), 4 FGs, 1 Punt
5	William Judson (1982-89), 3 FGs, 2 Punts
5	Jeff Cross (1988-95), 3 FGs, 1 Punt, 1 PAT

SEASON

4	Wahoo McDaniel (1966), 1 FG, 3 PATs
3	Frank Cornish (1970), 2 FGs, 1 PAT
3	Curtis Johnson (1972), 1 FG, 2 Punts
3	Shane Burton (1998), 3 FGs

MOST BLOCKED FIELD GOALS

CAREER

7	Lloyd Mumphord (1969-74)
6	Curtis Johnson (1970-78)
4	Vern Den Herder (1971-82)
4	Bob Baumhower (1977-86)

SEASON

3	Shane Burton (1998)

INDIVIDUAL RECORDS

BLOCKED FIELD GOAL RETURNS FOR TOUCHDOWNS

51t	Lloyd Mumphord (12/6/70 vs. Boston), Gino Capelletti
47t	Curtis Johnson (12/19/71 vs. Green Bay), Tim Webster

LONGEST SHORT FIELD GOAL RETURNS

50	Jake Scott (12/6/70 vs. Boston), Gino Capelletti

MOST BLOCKED PUNTS

CAREER

3	Tim Foley (1970-80)
3	Jimmy Wilson (2011-14)
2	Curtis Johnson (1970-78)
2	William Judson (1982-89)
2	Marc Logan (1989-91)
2	Terrence Fede (2014-17)

SEASON

2	Curtis Johnson (1972)
2	Tim Foley (1973)
2	Marc Logan (1991)

BLOCKED PUNT RETURNS FOR TOUCHDOWNS

25t	Andrew Van Ginkel (11/6/22 at Chicago), Trenton Gill
19t	Mark Higgs (10/18/90 vs. New England), Brian Hansen
11t	Walt Aikens (12/17/16 at N.Y. Jets), Lachlan Edwards
8t	Tim Foley (11/11/73 vs. Baltimore), David Lee
*5t	Charlie Babb (12/24/72 vs. Cleveland), Don Cockroft
5t	Tim Foley (11/11/73 vs. Baltimore), David Lee
2t	Justin Coleman (11/28/21 vs. Carolina), Lachlan Edwards
0t	Lex Hilliard (11/20/11 vs. Buffalo), Brian Moorman
0t	Olivier Vernon (10/28/12 at N.Y. Jets), Robert Malone

MOST BLOCKED POINTS AFTER TOUCHDOWNS

CAREER

3	Wahoo McDaniel (1966-68)
3	Doug Betters (1978-87)

DEFENSIVE 2-POINT CONVERSIONS

1	Walt Aikens (12/11/16 vs. Arizona), returned blocked PAT (Jordan Phillips)
1	Minkah Fitzpatrick (11/30/25 vs. New Orleans), returned 2-point conversion attempt

TEAM RECORDS

** - Playoff Game* *** - Super Bowl*

1966-77: 14 games 1983-86: 16 games 1978-81: 16 games 1987: 15 games 1982: 9 games 1988-2020: 16 games 2021-Present: 17 games

Records listed do not include 1982 regular season, which consisted of 9 games due to a players' strike.

 # - Record includes game on 11/30/69 played at Tampa's Tampa Stadium, games on 10/28/07, 10/4/15 and 10/1/17 played at London's Wembley Stadium, and game on 11/16/25 played at Madrid's Bernabéu Stadium that were designated as home games.

^ - Record includes games on 9/28/14 played at London's Wembley Stadium, 10/17/21 played at London's Tottenham Hotspur Stadium and 11/5/23 played at Frankfurt's Frankfurt Stadium that were designated as road games.

CHAMPIONSHIPS

SUPER BOWL

2 1972, 1973

AMERICAN FOOTBALL CONFERENCE

5 1971, 1972, 1973, 1982, 1984

AFC EASTERN DIVISION

13 1971, 1972, 1973, 1974, 1979, 1981, 1983, 1984, 1985, 1992, 1994, 2000, 2008

PLAYOFF BERTHS

25 1970, 1971, 1972, 1973, 1974, 1978, 1979, 1981, 1982, 1983, 1984, 1985, 1990, 1992, 1994, 1995, 1997, 1998, 1999, 2000, 2001, 2008, 2016, 2022 2023

GAMES

REGULAR SEASON RECORD

511-417-4 (.550)

PLAYOFF RECORD

20-23 (.465)

OVERALL RECORD

531-440-4 (.547)

HOME REGULAR-SEASON RECORD

296-167-3 (.638)#

ORANGE BOWL REGULAR-SEASON RECORD:

110-38-3 (.738)

HARD ROCK STADIUM REGULAR-SEASON RECORD

185-125 (.597)

HOME PLAYOFF RECORD

15-7 (.682)

ORANGE BOWL PLAYOFF RECORD

10-4 (.714)

HARD ROCK STADIUM PLAYOFF RECORD

5-3 (.625)

HOME OVERALL RECORD

311-174-3 (.640)#

ORANGE BOWL OVERALL RECORD

120-42-3 (.736)

HARD ROCK STADIUM OVERALL RECORD

190-128 (.597)

ROAD REGULAR-SEASON RECORD

215-250-1 (.462)^

ROAD PLAYOFF RECORD (INCLUDES SUPER BOWLS)

5-16 (.238)

ROAD OVERALL RECORD (INCLUDES SUPER BOWLS)

220-266-1 (.453)^

MOST WINS IN A SEASON

17 1972 (14 regular season, 3 playoffs)
16 1984 (14 regular season, 2 playoffs)

BEST SEASON WINNING PERCENTAGE

1.000 in 1972 (14-0 regular season, 3-0 playoffs)

FEWEST WINS IN A SEASON

1 in 2007

LOWEST SEASON WINNING PERCENTAGE

.063 in 2007 (1-15)

CONSECUTIVES

MOST WINS

18 1st in 1972 through 1st in 1973

MOST REGULAR SEASON WINS

16 14th in 1971 through 1st in 1973
16 12th in 1983 through 11th in 1984

MOST HOME WINS

31 10/17/71 through 12/15/74

MOST REGULAR-SEASON HOME WINS

27 10/17/71 through 12/15/74

MOST ROAD WINS

9 9/17/72 through 1/14/73

MOST REGULAR-SEASON ROAD WINS

7 9/17/72 through 12/10/72
7 12/4/83 through 11/4/84

TEAM RECORDS

MOST WINS IN A SERIES

20	vs. Buffalo, 1970-79

MOST PRESEASON WINS

11	5th in 1975 through 3rd in 1977

MOST LOSSES

16	14th in 2006 through 13th in 2007

MOST REGULAR-SEASON LOSSES

16	14th in 2006 through 13th in 2007

MOST HOME LOSSES

7	12/25/06 through 12/2/07
7	11/18/10 through 10/23/11

MOST ROAD LOSSES

11	12/17/06 through 9/14/08

MOST LOSSES IN A SERIES

8	vs. N.Y. Jets, 1966-69
8	vs. N.Y. Jets, 1998-2001

MOST PRESEASON LOSSES

7	5th in 1988 through 2nd in 1990

SCORING

MOST POINTS SCORED

Season	513	1984
Game	70	9/24/23 vs. Denver

FEWEST POINTS SCORED

Season	213	1966
Game	0	24 times, last 9/19/21 vs. Buffalo

MOST POINTS ALLOWED

Season	494	2019
Game	*62	1/15/00 at Jacksonville
	59	9/8/19 vs. Baltimore

FEWEST POINTS ALLOWED

Season	150	1973
Game	0	28 times, last 12/17/23 vs. N.Y. Jets

MOST POINTS, BOTH TEAMS

Game	96	at N.Y. Jets 51, Miami 45, OT (9/21/86)
	90	Miami 70, vs. Denver 20 (9/24/23)
	82	at Buffalo 56, Miami 26 (1/3/21)

FEWEST POINTS, BOTH TEAMS

Game	3	at New England 3, Miami 0 (12/12/82)
	3	at Pittsburgh 3, Miami 0 (11/26/07)
	9	New England 6, at Miami 3 (11/20/88)

MOST DECISIVE WIN

Game	52	52-0 vs. New England (11/12/72)
	50	70-20 vs. Denver (9/24/23)
	44	44-0 vs. Baltimore (11/11/73)
	43	43-0 at N.Y. Jets (10/19/75)

MOST DECISIVE LOSS

Game	*55	62-7 at Jacksonville (1/15/00)
	49	59-10 vs. Baltimore (9/8/19)
	45	48-3 vs. Kansas City (9/28/68)
	43	43-0 vs. New England (9/15/19)
	41	41-0 at Kansas City (10/8/67)
	41	41-0 at Indianapolis (12/14/97)

MOST TOUCHDOWNS SCORED

Season	70	1984
Game	10	9/24/23 vs. Denver

FEWEST TOUCHDOWNS SCORED

Season	26	1966, 2006, 2010

MOST TOUCHDOWNS ALLOWED

Season	57	2019
Game	8	9/18/66 at Buffalo
	*8	1/15/00 at Jacksonville
	8	9/8/19 vs. Baltimore
	8	1/3/21 at Buffalo
	8	12/31/23 at Baltimore

FEWEST TOUCHDOWNS ALLOWED

Season	14	1973

MOST TOUCHDOWNS SCORED BY

RUSHING

Season	27	2023
Game	5	9/24/23 vs. Denver

PASSING

Season	49	1984
Game	6	11/24/77 at St. Louis
	6	9/21/86 at N.Y. Jets
	6	9/18/22 at Baltimore

INTERCEPTION

Season	5	2001
Game	2	12/3/73 vs. Pittsburgh
	2	9/12/82 at N.Y. Jets
	2	12/16/83 vs. N.Y. Jets
	2	12/6/98 at Oakland
	2	10/26/14 at Jacksonville

KICKOFF RETURN

Season	2	2009
Game	2	11/1/09 at N.Y. Jets

PUNT RETURN

Season	2	1993

FUMBLE RETURN

Season	3	1997, 2022
Game	2	10/11/87 vs. Kansas City
	2	9/1/96 vs. New England

BLOCKED PUNT RETURN

Season	2	1973
Game	2	11/11/73 vs. Baltimore

TEAM RECORDS

FEWEST TOUCHDOWNS SCORED BY

RUSHING

Season	4	2017

PASSING

Season	12	2007, 1969

MOST TOUCHDOWNS ALLOWED BY

RUSHING

Season	23	1986
Game	5	9/4/88 at Chicago
	5	9/8/19 vs. Baltimore
	5	10/9/22 at N.Y. Jets

PASSING

Season	39	2019
Game	6	10/21/07 vs. New England
	6	9/8/19 vs. Baltimore
	6	12/31/23 at Baltimore

INTERCEPTION

Season	8	2004
Game	2	12/18/88 at Pittsburgh
	2	11/23/97 at New England
	2	10/17/99 at New England
	2	11/18/01 vs. N.Y. Jets
	2	10/25/09 vs. New Orleans
	2	10/26/17 at Baltimore
	2	9/15/19 vs. New England

KICKOFF RETURN

Season	2	1994, 2007, 2010

PUNT RETURN

Season	2	2008, 2020

FUMBLE RETURN

Season	3	1974

BLOCKED FIELD GOAL RETURN

Season	1	1979, 1989, 2010, 2014

FEWEST TOUCHDOWNS ALLOWED BY

RUSHING

Season	6	1998, 1999

PASSING

Season	5	1973

MOST POINTS AFTER TOUCHDOWN SCORED

Season	66	1984
Game	10	9/24/23 vs. Denver

MOST POINTS AFTER TOUCHDOWN SCORED, OPPONENT

Season	49	2007
Game	*8	1/15/00 at Jacksonville
	8	9/8/19 vs. Baltimore
	8	1/3/21 at Buffalo
	8	12/31/23 at Baltimore

MOST FIELD GOALS SCORED

Season	39	1999
Game	7	12/8/19 at N.Y. Jets

MOST FIELD GOALS SCORED, OPPONENT

Season	36	2024
Game	5	9/28/69 at Houston
	5	9/25/88 at Indianapolis
	*5	1/17/93 vs. Buffalo
	5	10/13/02 at Denver
	5	9/7/03 vs. Houston
	5	10/7/07 at Houston
	5	9/14/14 at Buffalo
	5	9/29/16 at Cincinnati
	5	12/24/17 at Kansas City
	5	9/30/24 vs. Tennessee
	5	11/11/24 at L.A. Rams
	5	10/12/25 vs. L.A. Chargers

MOST SAFETIES SCORED

Season	3	2005, 2014
Game	2	12/3/17 vs. Denver

MOST SAFETIES SCORED, OPPONENT

Season	4	2015
Game	1	36 times, last 10/27/24

MOST 2-POINT CONVERSION ATTEMPTS

Season	10	1994
Game	4	at Indianapolis, 11/26/95

MOST 2-POINT CONVERSION ATTEMPTS, OPPONENT

Season	5	1995, 2009, 2016, 2019
Game	2	Seven times, last 11/30/25 vs. New Orleans

MOST 2-POINT CONVERSIONS

Season	6	1994
Game	2	at Indianapolis, 11/26/95

MOST 2-POINT CONVERSIONS, OPPONENT

Season	5	2016
Game	2	12/22/19 vs. Cincinnati

SCORE BY QUARTERS, DOLPHINS

1st –	21	12/20/70 vs. Buffalo
	21	10/2/77 vs. Houston
	21	12/5/04 vs. Buffalo
	21	10/25/15 vs. Houston
	21	12/7/25 at N.Y. Jets
2nd –	28	12/17/67 vs. Boston
	24	10/23/77 vs. Seattle
	24	10/29/78 vs. Baltimore
	24	11/20/83 vs. Baltimore
	24	10/9/88 at L.A. Raiders
	24	12/1/91 vs. Tampa Bay
	24	11/24/24 vs. New England
3rd –	21	11/3/74 vs. Atlanta
	21	9/12/82 at N.Y. Jets
	21	9/2/84 at Washington
	21	10/11/87 vs. Kansas City
	21	11/12/89 at N.Y. Jets
	21	10/18/92 vs. New England
	21	12/12/94 vs. Kansas City
	21	9/3/95 vs. N.Y. Jets
	21	10/29/00 vs. Green Bay
	21	11/1/09 at N.Y. Jets
	21	12/4/11 vs. Oakland
	21	12/17/16 at N.Y. Jets

TEAM RECORDS

4th –	28	9/18/22 at Baltimore
	25	10/10/99 at Indianapolis
	24	11/25/01 at Buffalo
	23	12/21/14 vs. Minnesota

SCORE BY QUARTERS, OPPONENT

1st –	24	9/28/68 vs. Kansas City
	*24	1/2/82 vs. San Diego
	*24	1/15/00 at Jacksonville
	24	12/9/07 at Buffalo
2nd –	31	12/14/97 at Indianapolis
	28	9/21/86 at N.Y. Jets
	28	10/21/07 vs. New England
	28	1/3/21 at Buffalo
3rd –	24	12/14/14 at New England
	21	12/19/93 vs. Buffalo
	21	12/4/94 vs. Buffalo
	21	10/5/10 vs. New England
	21	11/13/17 at Carolina
	21	10/14/18 vs. Chicago
	21	12/21/25 vs. Cincinnati
4th –	30	10/23/00 at N.Y. Jets
	28	10/2/66 at San Diego
	28	12/15/91 at San Diego

SCORE BY QUARTERS, BOTH TEAMS

1st –	35	12/5/04 vs. Buffalo Miami 21, Buffalo 14
	27	9/28/68 vs. Kansas City Kansas City 24, Miami 3
2nd –	42	9/21/86 at N.Y. Jets N.Y. Jets 28, Miami 14
	35	9/3/95 vs. N.Y. Jets Miami 21, N.Y. Jets 14
	35	10/21/07 vs. New England New England 28, Miami 7
	35	12/9/18 vs. New England New England 21, Miami 14
3rd –	37	11/1/09 at N.Y. Jets Miami 21, N.Y. Jets 16
	29	9/4/94 vs. New England Miami 15, New England 14
	28	12/10/67 vs. San Diego Miami 14, San Diego 14
	28	12/19/93 vs. Buffalo Buffalo 21, Miami 7
	28	11/27/94 at N.Y. Jets Miami 14, N.Y. Jets 14
	28	12/18/13 at Pittsburgh Miami 14, Pittsburgh 14
	28	12/24/16 at Buffalo Miami 14, Buffalo 14
	28	11/13/17 at Carolina Miami 7, Carolina 21
4th –	41	12/21/14 vs. Minnesota Miami 23, Minnesota 18
	39	10/10/99 at Indianapolis Miami 25, Indianapolis 14
	37	10/23/00 at N.Y. Jets N.Y. Jets 30, Miami 7

MOST CONSECUTIVE QUARTERS HELD SCORELESS BY DOLPHINS

13 1973, 3rd Q in 8th through 3rd Q in 11th

MOST CONSECUTIVE QUARTERS HELD SCORELESS BY OPPONENT

11 1970, 1st Q in 6th through 3rd Q in 8th

SCORE BY HALVES, DOLPHINS

1st –	41	10/25/15 vs. Houston
	35	12/17/67 vs. Boston
	35	9/24/23 vs. Denver
	31	12/20/70 vs. Buffalo
	31	12/2/85 vs. Chicago
	31	12/7/86 at New Orleans
	31	12/3/23 at Washington
2nd –	35	9/18/22 at Baltimore
	35	9/24/23 vs. Denver
	31	9/22/85 vs. Kansas City
	31	12/12/94 vs. Kansas City
	31	9/3/95 vs. N.Y. Jets

SCORE BY HALVES, OPPONENT

1st –	48	9/18/66 at Buffalo
2nd –	38	10/2/66 at San Diego
	36	10/25/09 vs. New Orleans

SCORE BY HALVES, BOTH TEAMS

1st –	58	9/18/66 at Buffalo Buffalo 48, Miami 10
	52	9/21/86 at N.Y. Jets N.Y. Jets 31, Miami 21
	52	12/21/08 at Kansas City Kansas City 28, Miami 24
	52	9/8/19 vs. Baltimore Baltimore 42, Miami 10
2nd –	52	10/9/83 vs. Buffalo Miami 28, Buffalo 24

TIME OF POSSESSION (SINCE 1977)

HIGHEST TIME OF POSSESSION

Season	32:38	1979
Game	45:07	9/21/09 vs. Indianapolis
	43:39	12/7/87 vs. N.Y. Jets
	41:55	12/16/96 vs. Buffalo

LOWEST TIME OF POSSESSION

Season	27:02	1988
Game	14:28	9/4/88 at Chicago
	16:32	10/1/89 at Houston
	18:02	10/27/96 vs. Dallas

HIGHEST TIME OF POSSESSION ALLOWED

Season	32:58	1988
Game	46:29	10/4/81 vs. N.Y. Jets (OT)
	45:32	9/4/88 at Chicago
	44:53	10/27/97 vs. Chicago (OT)

LOWEST TIME OF POSSESSION ALLOWED

Season	27:22	1979
Game	14:53	9/21/09 vs. Indianapolis
	16:21	12/7/87 vs. N.Y. Jets
	18:05	12/16/96 vs. Buffalo

SCORING DRIVES

LONGEST SCORING DRIVES

BY PLAYS

21	1/1/12 vs. N.Y. Jets (TD, 94 yards, 12:29)
18	11/11/07 vs. Buffalo (TD, 80 yards, 9:45)
18	9/14/08 at Arizona (TD, 89 yards, 7:04)
18	12/27/09 vs. Houston (FG, 61 yards, 4:18)
17	7 times, last: 10/4/20 vs. Seattle (FG, 73 yards, 7:59)

TEAM RECORDS

BY YARDS

99	9/10/78 at Baltimore (TD, 7 plays, 3:53)
99	9/24/89 vs. N.Y. Jets (TD, 7 plays, 1:27)
98	9/9/18 vs. Tennessee (TD, 12 plays, 5:21)
97	12/15/02 vs. Oakland (TD, 13 plays, 7:53)
97	12/28/14 vs. N.Y. Jets (TD, 1 play, 0:14)
97	10/18/15 at Tennessee (TD, 9 plays, 5:30)
97	11/3/24 at Buffalo (TD, 14 plays, 8:21)
97	11/17/24 vs. Las Vegas (TD, 14 plays, 7:47)

BY TIME OF POSSESSION

12:29	1/1/12 vs. N.Y. Jets (TD, 21 plays, 94)
10:30	10/16/94 vs. L.A. Raiders (FG, 10 plays, 65 yards)
10:16	12/10/01 vs. Indianapolis (TD, 15 plays, 78 yards)
10:09	11/9/09 at New England (TD, 16 plays, 66 yards)
10:01	10/27/74 vs. Baltimore (FG, 16 plays, 73 yards)

LONGEST SCORING DRIVES, OPPONENTS

BY PLAYS

20	11/24/97 at Chicago (FG, 77 yards, 11:07)
20	9/25/22 vs. Buffalo (FG, 87 yards, 9:22)
19	7 times, last: 12/22/13 at Buffalo (FG, 92 yards, 9:16)

BY YARDS

99	12/11/76 vs. Minnesota (TD, 16 plays, 9:07)
99	10/27/80 at N.Y. Jets (TD, 17 plays, 9:22)
99	9/30/01 at St. Louis (TD, 11 plays, 5:36)
99	9/12/11 vs. New England (TD, 1 play, 0:13)
99	12/11/16 vs. Arizona (TD, 12 plays, 6:43)
99	11/11/21 vs. Baltimore (TD, 9 plays, 4:12)

BY TIME OF POSSESSION

12:45	12/14/75 at Baltimore (FG, 17 plays, 82 yards)
11:07	11/24/91 at Chicago (FG, 20 plays, 77 yards)
11:05	12/16/01 at San Francisco (TD, 17 plays, 98 yards)

FIRST DOWNS

MOST FIRST DOWNS

Season	387	1984
Game	36	12/21/14 vs. Minnesota
	34	11/24/77 at St. Louis
	34	12/12/88 vs. Cleveland

FEWEST FIRST DOWNS

Season	200	1966
Game	6	11/14/99 at Buffalo
	6	12/12/10 at N.Y. Jets
	6	12/22/13 at Buffalo

MOST FIRST DOWNS ALLOWED

Season	361	2019
Game	39	11/27/88 at N.Y. Jets
	*34	1/2/82 vs. San Diego
	34	11/18/84 at San Diego

FEWEST FIRST DOWNS ALLOWED

Season	186	1972
Game	4	11/11/73 vs. Baltimore
	5	9/2/79 at Buffalo
	7	9/24/72 vs. Houston
	7	10/28/90 at Indianapolis

MOST FIRST DOWNS, BOTH TEAMS

Season	701	1984
Game	60	9/10/23 at L.A. Chargers
	*59	1/2/82 vs. San Diego
	59	10/9/83 vs. Buffalo
	59	11/27/88 at N.Y. Jets

FEWEST FIRST DOWNS, BOTH TEAMS

Season	410	1973
Game	15	11/9/69 at Boston
	20	12/12/10 at N.Y. Jets
	21	3 times, last: 11/11/73 vs. Baltimore

MOST FIRST DOWNS

BY RUSHING

Season	170	1972
Game	19	10/29/72 at Baltimore
	19	11/24/77 at St. Louis

BY PASSING

Season	250	1986
Game	26	12/12/88 vs. Cleveland
	24	9/15/85 vs. Indianapolis
	24	9/21/86 at N.Y. Jets
	24	11/16/86 at Buffalo
	24	9/24/89 vs. N.Y. Jets

BY PENALTY

Season	41	2019
Game	7	11/8/15 at Buffalo
	6	12/4/66 at Denver
	6	11/26/67 vs. Buffalo
	6	9/8/96 at Arizona
	6	12/21/14 vs. Minnesota
	6	10/22/17 vs. N.Y. Jets

FEWEST FIRST DOWNS

BY RUSHING

Season	61	2013
Game	0	10/15/67 at Boston
	*0	1/15/00 at Jacksonville
	*0	1/6/01 at Oakland
	0	9/19/04 at Cincinnati
	0	10/6/13 vs. Baltimore
	0	9/20/15 at Jacksonville
	0	11/24/15 at N.Y. Jets
	0	9/24/17 at N.Y. Jets

BY PASSING

Season	91	1973
Game	1	9/4/83 at Buffalo

BY PENALTY

Season	12	2013

MOST FIRST DOWNS ALLOWED

BY RUSHING

Season	155	1988
Game	**24	1/30/83 vs. Washington
	*18	12/30/95 at Buffalo
	18	9/13/20 at New England

BY PASSING

Season	215	2012
Game	26	10/11/21 at Tampa Bay
	23	11/27/88 at N.Y. Jets

TEAM RECORDS

BY PENALTY

Season	42	2005
Game	7	10/9/83 vs. Buffalo
	7	10/23/00 at N.Y. Jets (OT)
	7	11/13/16 at San Diego

FEWEST FIRST DOWNS ALLOWED
BY RUSHING

Season	66	1969
Game	0	12/20/70 vs. Buffalo
	0	10/13/74 at Washington
	*0	1/9/00 at Seattle
	0	9/14/03 at N.Y. Jets
	0	11/23/06 at Detroit
	0	11/2/08 at Denver
	0	10/4/09 vs. Buffalo
	0	9/30/12 at Arizona
	0	12/17/23 vs. N.Y. Jets

BY PASSING

Season	78	1973
Game	0	12/8/68 vs. Boston
	1	11/5/79 vs. Houston
	1	12/12/82 at New England

BY PENALTY

Season	8	1973, 1974

TOTAL NET YARDS

MOST NET YARDS

Season	6,936	1984
Game	726	9/24/23 vs. Denver
	584	10/23/88 vs. N.Y. Jets
	*569	1/6/85 vs. Pittsburgh
	552	9/30/84 at St. Louis
	552	10/21/84 at New England

FEWEST NET YARDS

Season	3,458	1966
Game	88	10/12/80 at New England
	101	11/14/99 at Buffalo
	103	12/22/13 at Buffalo

MOST NET YARDS ALLOWED

Season	6,364	2019
Game	643	9/8/19 vs. Baltimore
	622	9/12/11 vs. New England
	597	11/27/88 at N.Y. Jets
	593	10/3/76 vs. Los Angeles

FEWEST NET YARDS ALLOWED

Season	3,281	1973
Game	76	10/21/73 vs. Buffalo
	103	12/17/23 vs. N.Y. Jets
	117	10/17/71 vs. New England
	118	10/16/66 vs. Denver
	118	9/21/03 vs. Buffalo

MOST NET YARDS GAINED, BOTH TEAMS

Season	12,374	1986
Game	1,110	9/12/11 vs. New England
	1,089	9/24/23 vs. Denver
	1,066	9/21/86 at N.Y. Jets

FEWEST NET YARDS GAINED, BOTH TEAMS

Season	7,384	1973
Game	335	10/16/66 vs. Denver

RUSHING

MOST RUSHING YARDS

Season	2,960	1972
Game	350	9/24/23 vs. Denver
	315	11/11/73 vs. Baltimore
	304	12/3/72 at New England
	302	10/24/71 at N.Y. Jets
	302	11/7/71 vs. Buffalo

FEWEST RUSHING YARDS

Season	1,156	2019
Game	2	11/11/13 at Tampa Bay
	7	11/19/06 vs. Minnesota
	12	11/29/15 at N.Y. Jets
	14	11/19/90 vs. L.A. Raiders
	*14	1/9/99 at Denver
	14	12/23/13 at Buffalo

MOST RUSHING YARDS ALLOWED

Season	2,506	1988
Game	*341	12/30/95 at Buffalo
	305	12/18/88 at Pittsburgh
	299	9/30/07 vs. Oakland

FEWEST RUSHING YARDS ALLOWED

Season	1,430	1994
Game	14	11/2/08 at Denver
	16	9/2/66 vs. Oakland
	16	11/28/10 at Oakland

MOST RUSHING YARDS, BOTH TEAMS

Season	4,627	1978
Game	533	12/24/16 at Buffalo
	508	11/7/71 vs. Buffalo
	487	12/5/76 vs. Buffalo

FEWEST RUSHING YARDS, BOTH TEAMS

Season	2,920	1966
Game	67	9/8/13 at Cleveland
	74	11/23/98 at New England
	79	12/19/99 vs. San Diego

MOST RUSHING ATTEMPTS

Season	613	1972
Game	58	10/5/75 at Green Bay
	56	9/12/82 at N.Y. Jets
	55	11/24/77 at St. Louis

FEWEST RUSHING ATTEMPTS

Season	326	1967
Game	*8	1/8/95 at San Diego
	8	12/4/22 at San Francisco
	**9	1/20/85 vs. San Francisco
	9	9/7/86 at San Diego
	9	11/29/15 at N.Y. Jets
	9	10/10/21 at Tampa Bay

TEAM RECORDS

MOST RUSHING ATTEMPTS, OPPONENT

Season	557	1988
Game	*59	1/12/86 vs. New England
	54	9/4/88 at Chicago
	**52	1/30/83 vs. Washington
	*52	12/30/95 at Buffalo

FEWEST RUSHING ATTEMPTS, OPPONENT

Season	387	1970
Game	7	9/4/94 at Green Bay
	10	11/23/06 at Detroit
	10	12/11/17 vs. New England
	10	11/24/23 at N.Y. Jets
	11	9/14/03 at N.Y. Jets
	11	9/21/09 vs. Indianapolis

HIGHEST RUSHING AVERAGE

Season	5.06	2023

LOWEST RUSHING AVERAGE

Season	3.12	1997

HIGHEST RUSHING AVERAGE, OPPONENT

Season	4.88	1968

LOWEST RUSHING AVERAGE, OPPONENT

Season	3.29	2003

PASSING

MOST NET YARDS PASSING

Season	5,018	1984
Game	521	10/23/88 vs. N.Y Jets
	466	9/10/23 at L.A. Chargers
	461	9/18/22 at Baltimore
	456	9/4/94 vs. New England
	446	9/24/89 vs. N.Y. Jets

FEWEST NET YARDS PASSING

Season	1,582	1973
Game	22	11/23/69 vs. Houston
	*26	12/30/73 vs. Oakland
	26	9/4/83 at Buffalo

MOST NET YARDS PASSING ALLOWED

Season	4,198	2019
Game	516	9/12/11 vs. New England
	449	9/21/86 at N.Y. Jets
	437	10/10/21 at Tampa Bay

FEWEST NET YARDS PASSING ALLOWED

Season	1,290	1973
Game	1	10/21/73 vs. Buffalo
	11	11/5/79 vs. Houston
	13	12/12/82 at New England

MOST NET YARDS PASSING, BOTH TEAMS

Season	8,503	2022
Game	884	9/21/86 at N.Y. Jets

FEWEST NET YARDS PASSING, BOTH TEAMS

Season	2,872	1973
Game	72	12/12/82 at New England

MOST GROSS YARDS PASSING

Season	5,146	1984
Game	521	10/23/88 vs. N.Y. Jets
	473	9/4/94 vs. New England
	470	12/2/84 vs. L.A. Raiders

FEWEST GROSS YARDS PASSING

Season	1,675	1973
Game	*34	12/30/73 vs. Oakland
	46	9/4/83 at Buffalo
	46	12/21/03 at Buffalo

MOST GROSS YARDS PASSING ALLOWED

Season	4,373	2020
Game	517	9/12/11 vs. New England
	479	9/21/86 at N.Y. Jets
	452	10/10/21 at Tampa Bay

FEWEST GROSS YARDS PASSING ALLOWED

Season	1,604	1973
Game	13	12/12/82 at New England
	25	11/5/79 vs. Houston
	35	12/9/73 at Baltimore

MOST PASS ATTEMPTS

Season	645	1986
Game	*66	12/30/95 at Buffalo
	65	12/4/05 vs. Buffalo
	62	10/22/06 vs. Green Bay

FEWEST PASS ATTEMPTS

Season	256	1973
Game	*6	12/30/73 vs. Oakland
	**7	1/13/74 vs. Minnesota
	*8	1/2/72 vs. Baltimore

MOST PASS ATTEMPTS, OPPONENT

Season	624	2022
Game	63	9/25/22 vs. Buffalo
	61	11/1/20 vs. L.A. Rams
	59	10/23/00 at N.Y. Jets (OT)
	58	10/4/92 at Buffalo
	56	11/18/84 at San Diego
	56	9/7/14 vs. New England
	56	12/22/19 vs. Cincinnati

FEWEST PASS ATTEMPTS, OPPONENT

Season	320	1973
Game	5	12/12/82 at New England
	8	11/14/76 at Pittsburgh
	8	12/9/73 at Baltimore

MOST PASS COMPLETIONS

Season	413	2024
Game	39	11/16/86 at Buffalo
	38	11/23/97 at New England
	37	11/28/24 at Green Bay

FEWEST PASS COMPLETIONS

Season	133	1973
Game	3	10/15/73 at Cleveland
	*3	12/30/73 vs. Oakland

MOST PASS COMPLETIONS, OPPONENT

Season	416	2022
Game	42	9/25/22 vs. Buffalo
	39	12/11/22 at L.A. Chargers
	38	10/9/83 vs. Buffalo
	37	11/18/84 at San Diego
	37	12/4/16 at Baltimore

TEAM RECORDS

FEWEST PASS COMPLETIONS, OPPONENT

Season	151	1973
Game	2	11/9/69 at Boston
	2	12/12/82 at New England
	4	11/14/76 at Pittsburgh

INTERCEPTIONS

MOST INTERCEPTIONS

Season	32	1978, 458 yards
Game	6	12/3/73 vs. Pittsburgh
	6	10/19/75 at N.Y. Jets
	6	9/10/78 at Baltimore
	6	11/21/82 at Buffalo
	6	10/16/83 at N.Y. Jets
	6	12/6/98 at Oakland

FEWEST INTERCEPTIONS

Season	8	2006, 116 yards
		2022, 115 yards

MOST INTERCEPTIONS, OPPONENT

Season	32	1966, 370 yards
Game	6	11/13/66 at Kansas City

FEWEST INTERCEPTIONS, OPPONENT

Season	7	2008, 130 yards

MOST INTERCEPTION RETURN YARDS

Season	522	1966
Game	218	10/4/92 at Buffalo

FEWEST INTERCEPTION RETURN YARDS

Season	66	2010

MOST INTERCEPTION RETURN YARDS, OPPONENT

Season	596	1969
Game	160	11/23/97 at New England
	151	12/2/84 vs. L.A. Raiders
	151	11/18/01 vs. N.Y. Jets

FEWEST INTERCEPTION RETURN YARDS, OPPONENT

Season	100	1985

PENALTIES

MOST PENALTIES

Season	137	2017, 1,154 yards
Game	18	10/9/05 at Buffalo
	17	11/19/17 vs. Tampa Bay

MOST YARDS PENALIZED

Season	1,154	2017, on 137
Game	149	10/12/03 at Jacksonville
	145	12/31/17 vs. Buffalo
	143	10/1/95 at Cincinnati

FEWEST PENALTIES

Season	48	1968, 485 yards
Game	0	12/23/67 vs. Houston
	0	12/8/68 vs. Boston
	0	9/29/91 at N.Y. Jets
	*0	1/10/93 vs. San Diego
	0	12/21/98 vs. Denver
	0	9/15/13 at Indianapolis

FEWEST YARDS PENALIZED

Season	416	1973, on 52
Game	0	12/23/67 vs. Houston
	0	12/8/68 vs. Boston
	0	9/29/91 at N.Y. Jets
	*0	1/10/93 vs. San Diego
	0	12/21/98 vs. Denver
	0	9/15/13 at Indianapolis

MOST PENALTIES, OPPONENT

Season	125	2024, 1,030 yards
Game	19	12/22/85 vs. Buffalo
	17	10/18/87 at N.Y. Jets
	15	10/9/83 vs. Buffalo

MOST YARDS PENALIZED, OPPONENT

Season	1,084	2019, on 111
Game	163	10/4/15 vs. N.Y. Jets (at London)
	156	9/20/69 at Oakland
	144	11/5/67 at Buffalo

FEWEST PENALTIES, OPPONENT

Season	59	1967, 691 yards
Game	0	10/22/23 at Philadelphia

FEWEST YARDS PENALIZED, OPPONENT

Season	525	1974, on 67
Game	0	10/22/23 at Philadelphia

MOST PENALTIES, BOTH TEAMS

Season	259	2017, 2,231 yards
Game	26	12/22/85 vs. Buffalo
	26	11/19/17 vs. Tampa Bay
	25	10/9/05 at Buffalo

MOST YARDS PENALIZED, BOTH TEAMS

Season	2,231	2017, on 259
Game	243	10/4/15 vs. N.Y. Jets (at London)
	230	10/3/70 vs. Oakland
	227	11/30/69 vs. Boston (at Tampa)

FEWEST PENALTIES, BOTH TEAMS

Season	112	1967, 1,181 yards
Game	2	12/23/67 vs. Houston
	2	11/11/73 vs. Baltimore
	2	12 /12/82 at New England

FEWEST YARDS PENALIZED, BOTH TEAMS

Season	1,032	1973, on 113
Game	10	11/11/73 vs. Baltimore
	10	12/12/82 at New England
	13	9/15/13 at Indianapolis

PUNTING

MOST PUNTS

Season	99	2004
Game	11	12/7/03 at New England

MOST PUNT YARDS

Season	4,380	2015, 47.6 average
Game	564	12/12/10 at N.Y. Jets
	501	12/22/13 at Buffalo

TEAM RECORDS

FEWEST PUNTS

Season	44	1972
Game	0	9/23/79 vs. Chicago
	0	10/12/86 vs. Buffalo
	0	12/12/88 vs. Cleveland
	0	12/28/03 vs. N.Y. Jets
	0	11/13/22 vs. Cleveland
	0	11/17/24 vs. Las Vegas

MOST PUNTS, OPPONENT

Season	102	2004
Game	11	11/11/73 vs. Baltimore
	11	12/7/03 at New England

MOST PUNT YARDS, OPPONENT

Season	4,313	2011, 45.4 average
Game	475	9/20/98 vs. Pittsburgh

FEWEST PUNTS, OPPONENT

Season	52	1967
Game	0	12/17/67 vs. Boston
	0	9/21/97 at Tampa Bay
	0	11/7/10 at Baltimore
	0	9/29/19 vs. L.A. Chargers
	0	9/7/25 vs. Indianapolis
	1	25 times, last 11/17/24 vs. Las Vegas

MOST PUNTS, BOTH TEAMS

Season	201	2004
Game	22	12/7/03 at New England

FEWEST PUNTS, BOTH TEAMS

Season	116	1995
Game	1	10/12/86 vs. Buffalo
	1	11/13/22 vs. Cleveland
	2	9/23/79 vs. Chicago
	2	12/12/88 vs. Cleveland

HIGHEST PUNTING AVERAGE

Season	49.7	2012, 76 punts
x-Game	58.8	9/23/12 vs. N.Y. Jets

HIGHEST PUNTING AVERAGE, OPPONENT

Season	49.0	2023, 67 punts
x-Game	56.7	11/24/13 vs. Carolina

x - minimum 4 punts

PUNT RETURNS

MOST PUNT RETURNS

Season	55	1983, 581 yards
Game	7	10/19/69 at Kansas City
	7	9/19/04 at Cincinnati
	7	11/24/13 vs. Carolina

MOST PUNT RETURN YARDS

Season	581	1983, 55 returns
Game	123	10/19/69 at Kansas City
	123	12/13/93 vs. Pittsburgh

MOST PUNT RETURNS, OPPONENT

Season	50	2015, 526 yards
Game	9	12/12/10 at N.Y. Jets
	8	9/9/66 vs. N.Y. Jets
	8	12/24/05 vs. Tennessee

MOST PUNT RETURN YARDS, OPPONENT

Season	526	2015, 50 returns
Game	116	12/16/18 at Minnesota
	115	10/12/80 at New England
	113	11/16/08 vs. Oakland

KICKOFF RETURNS

MOST KICKOFF RETURNS

Season	78	2007, 1,552 yards
Game	9	9/18/66 at Buffalo
	9	9/7/86 at San Diego
	*9	1/12/91 at Buffalo
	*9	1/15/00 at Jacksonville
	9	12/2/07 vs. N.Y. Jets

MOST KICKOFF RETURN YARDS

Season	1,739	2009, 75 returns
Game	299	11/1/09 at N.Y. Jets
	245	12/5/71 at New England

MOST KICKOFF RETURNS, OPPONENT

Season	85	1995, 1,782 yards
Game	9	11/24/77 at St. Louis
	9	9/3/95 vs. N.Y. Jets

MOST KICKOFF RETURN YARDS, OPPONENT

Season	1,782	1995, 85 returns
Game	251	12/12/94 vs. Kansas City
	248	9/21/08 at New England

SACKS

MOST SACKS

Season	56.0	2023, 371 yards
Game	9.0-59.0	10/21/73 vs. Buffalo
	8.0-61.0	9/20/81 at Houston
	8.0-57.0	9/13/98 vs. Buffalo
	8.0-47.0	12/6/98 at Oakland
	8.0-34.0	11/28/04 at San Francisco
	8.0-53.0	11/23/06 at Detroit
	8.0-55.0	9/30/12 at Arizona
	8.0-54.0	12/27/21 at New Orleans

FEWEST SACKS

Season	16.0	1966, 180 yards

MOST SACKS, OPPONENT

Season	58.0	2013, 399 yards and 2019, 313 yards
Game	9.0-53.0	10/17/99 at New England
	9.0-60.0	12/11/11 vs. Philadelphia
	9.0-71.0	12/16/18 at Minnesota

FEWEST SACKS, OPPONENT

Season	7.0	1988, 41 yards

MOST CONSECUTIVE GAMES WITH NO SACKS ALLOWED

19 5th through 16th in 1988 and 1st through 7th in 1989

MOST SACKS, BOTH TEAMS

Season	100.0	2013, 671 yards

FEWEST SACKS, BOTH TEAMS

Season	31.0	1988, 208 yards

TEAM RECORDS

FUMBLES

MOST FUMBLES

Season	42	2004
Game	8	12/9/07 at Buffalo
	7	10/6/96 vs. Seattle

MOST FUMBLES LOST

Season	20	1985
Game	5-5	9/25/83 vs. Kansas City
	*6-5	1/15/00 at Jacksonville
	4-4	10/15/67 at Boston
	5-4	11/15/70 vs. New Orleans
	4-4	9/19/71 at Denver
	*5-4	1/12/86 vs. New England
	4-4	9/7/86 at San Diego
	5-4	10/18/90 vs. New England
	4-4	12/27/98 at Atlanta

FEWEST FUMBLES

Season	12	2000

MOST FUMBLES, OPPONENT

Season	38	1971, 1983
Game	7	11/7/71 vs. Buffalo
	7	9/18/77 at Buffalo
	7	10/23/83 at Baltimore
	7	12/4/94 vs. Buffalo

MOST FUMBLES LOST, OPPONENT

Season	21	1971, 1978

TAKEAWAY/GIVEAWAY

BEST RATIO

Season	+23	1978, 53 TAs, 30 GAs
	+18	1972, 46 TAs, 28 GAs

WORST RATIO

Season	-18	1989, 23 TAs, 41 GAs
	-17	2004, 25 TAs, 42 GAs

MOST TAKEAWAYS

Season	53	1978, 21 FRs, 32 INTs
	46	1966, 15 FRs, 31 INTs
	46	1972, 20 FRs, 26 INTs

FEWEST TAKEAWAYS

Season	14	2022, 6 FRs, 8 INTs

MOST TAKEAWAYS, OPPONENT

Season	44	1967, 16 FRs, 28 INTs

FEWEST TAKEAWAYS, OPPONENT

Season	13	2008, 6 FRs, 7 INTs

BLOCKED PUNTS

MOST BLOCKED PUNTS

Season	3	2014

ALL-TIME LEADERS

(***boldface*** *indicates active player)*

RUSHING

	PLAYER	YEARS	NO.	YDS.	AVG.	LG	TD
1.	Larry Csonka	1968-74, 1979	1,506	6,737	4.5	54t	53
2.	Ricky Williams	2002-03, 2005, 2007-10	1,509	6,436	4.3	68t	48
3.	Ronnie Brown	2005-10	1,128	4,815	4.3	65t	36
4.	Mercury Morris	1969-75	754	3,877	5.1	70t	29
5.	Jim Kiick	1968-74	997	3,644	3.7	56	28
6.	Tony Nathan	1979-87	732	3,543	4.8	46	16
7.	Karim Abdul-Jabbar	1996-99	888	3,063	3.4	45	33
8.	**De'Von Achane**	**2023-25**	**544**	**3,057**	**5.6**	**76t**	**22**
9.	Lamar Miller	2012-15	638	2,930	4.6	97t	19
10.	Mark Higgs	1990-94	702	2,648	3.8	31	14
11.	Delvin Williams	1978-80	643	2,632	4.1	65	13
12.	Andra Franklin	1981-84	622	2,232	3.6	29	22
13.	Raheem Mostert	2015, 2022-24	475	2,184	4.6	67	23
14.	Benny Malone	1974-78	503	2,129	4.2	66t	16
15.	Lamar Smith	2000-01	622	2,107	3.4	68t	20
16.	Reggie Bush	2011-12	443	2,072	4.7	76t	12
17.	Bernie Parmalee	1992-98	513	1,959	3.8	47t	15
18.	Lorenzo Hampton	1985-89	500	1,949	3.9	54t	22
19.	Jay Ajayi	2015-17	447	1,924	4.3	62t	9
20.	Sammie Smith	1989-91	509	1,787	3.5	33	15
21.	Woody Bennett	1980-88	419	1,744	4.2	25	9
22.	Kenyan Drake	2016-19	333	1,532	4.6	66t	9
23.	Don Nottingham	1973-77	365	1,524	4.2	56	25
24.	Norm Bulaich	1975-79	340	1,498	4.4	63	17
25.	Daniel Thomas	2011-14	409	1,480	3.6	55	10
26.	Gary Davis	1976-79	317	1,389	4.4	65t	7
27.	Myles Gaskin	2019-22	361	1,355	3.8	30	7
28.	Troy Stradford	1987-90	343	1,332	3.9	51	10
29.	Ryan Tannehill	2012-18	248	1,210	4.9	48	6
30.	Travis Minor	2001-06	277	1,133	4.1	56t	8
31.	Ron Davenport	1985-89	274	1,127	4.1	64	13
32.	Terry Kirby	1993-95	287	1,037	3.6	38	9
33.	Bob Griese	1967-80	261	994	3.8	35	7
34.	Sammy Morris	2004-06	240	981	4.1	55	8
35.	Irving Spikes	1994-97	252	934	3.7	49	8
36.	Leroy Harris	1977-78	214	929	4.3	77t	6
37.	Jay Fiedler	2000-04	201	834	4.1	30	11
38.	David Woodley	1980-83	173	771	4.5	29	9
39.	J.J. Johnson	1999-01	219	748	3.4	34	5
40.	Frank Gore	2018	156	722	4.6	39	0
41.	Jeff Wilson Jr.	2022-25	141	637	4.5	28	3
42.	Salvon Ahmed	2020-23	163	593	3.6	31	5
43.	Joe Carter	1984-86	118	589	5.0	35	1
44.	Stan Mitchell	1966-70	173	548	3.1	30	4
45.	Joe Auer	1966-67	165	544	3.3	41	5
46.	Marc Logan	1989-91	140	523	3.7	17	2
47.	Jesse Chatman	2005, 2007	128	515	4.0	30	1
48.	**Jaylen Wright**	**2024-25**	**125**	**514**	**4.1**	**32**	**2**
49.	John Avery	1998-99	143	503	3.5	44	2
50.	Damien Williams	2014-17	133	477	3.6	69	3
51.	Tua Tagovailoa	2020-25	174	473	2.7	23	6
52.	Bobby Humphrey	1992	102	471	4.6	21	1
53.	Hubert Ginn	1970-75	101	415	4.1	46	3
54.	Cecil Collins	1999	131	414	3.2	25t	2
55.	Ryan Fitzpatrick	2019-20	84	394	4.7	20	6
56.	David Overstreet	1983	85	392	4.6	44	1
57.	Keith Byars	1993-96	98	377	3.8	77t	6
58.	Chris Chambers	2001-07	41	355	8.7	61	0
59.	Duke Johnson	2021	71	330	4.7	27	3
60.	Kalen Ballage	2018-19	110	326	3.0	75t	4
61.	Sam Price	1966-68	82	313	3.8	38	1
62.	Abner Haynes	1967	56	274	4.9	65t	2
63.	Lousaka Polite	2008-10	86	270	3.1	14	1

ALL-TIME LEADERS

RUSHING

	PLAYER	YEARS	NO.	YDS.	AVG.	LG	TD
64.	Cookie Gilchrist	1966	72	262	3.6	22	0
65.	Matt Breida	2020	59	254	4.3	24	0
66.	Terry Robiskie	1980-81	78	250	3.2	36	2
67.	Nat Moore	1974-86	40	249	6.2	36	1
68.	Patrick Laird	2019-21	76	244	3.2	18	1
69.	Steve Howell	1979-81	68	235	3.4	23	1
70.	Billy Joe	1966	71	232	3.3	14	0
71.	Charles Leigh	1971-74	48	228	4.8	34t	1
72.	Tom Vigorito	1981-85	54	215	4.0	33t	2
	Stan Winfrey	1975-77	55	215	3.9	13	1
74.	Stanley Pritchett	1996-99	63	211	3.3	25	2
75.	Eddie Hill	1981-84	52	209	4.0	24	1
76.	Autry Denson	1999-00	59	206	3.5	20	0
77.	Mark Walton	2019	53	201	3.8	19	0
78.	Ronald Scott	1987	47	199	4.2	24	3
79.	Jack Harper	1967-68	41	197	4.8	37t	1
80.	Chad Henne	2008-11	66	196	3.0	20	2
81.	**Ollie Gordon II**	**2025**	**61**	**190**	**3.1**	**20**	**3**
	Freddie Solomon	1975-77	14	190	13.6	59t	1
83.	Jerris McPhail	1996-97	23	174	7.6	71t	1
84.	James McKnight	2001-03	15	172	11.5	68t	1
85.	Patrick Cobbs	2006-10	37	171	4.6	44	2
86.	Paul Warfield	1970-74	16	166	10.4	39	0
87.	Pete Johnson	1984	68	159	2.3	9	9
	Larry Seiple	1967-77	16	159	9.9	34	0
89.	Knowshon Moreno	2014	31	148	4.8	15	1
90.	Jim Jensen	1981-92	26	142	5.5	23	0
91.	Leonard Henry	2002-04	46	141	3.1	53	0
92.	George Wilson	1966	27	137	5.1	37	0
93.	Thurman Thomas	2000	28	136	4.9	25	0
94.	Tyler Huntley	2024	25	135	5.2	20	2
	Rick Casares	1966	43	135	3.1	10	0
96.	Ray Lucas	2001-02	44	132	3.0	17	3
97.	Tony Paige	1990-92	49	131	2.7	11	3
98.	Lex Hilliard	2009-11	39	130	3.3	18	2
99.	Lorenzo Booker	2007	28	125	4.5	22	0
	Malcolm Brown	2021	33	125	3.8	24t	1
101.	Ted Ginn, Jr.	2007-09	16	124	7.8	40t	2
	Damon Huard	1997-00	28	124	4.4	25	0
103.	Jonas Gray	2015	31	122	3.9	16	0
104.	Chase Edmonds	2022	42	120	2.9	28	2
	Earl Morrall	1972-76	23	120	5.2	31t	1
	Jarvis Landry	2014-17	26	119	4.6	22t	1
	Phillip Lindsay	2021	38	119	3.1	9	0
108.	Rob Konrad	1999-04	38	114	3.0	18t	1
109.	**Malik Washington**	**2024-25**	**20**	**113**	**5.7**	**18t**	**2**
110.	Aaron Craver	1991-94	29	110	3.8	19	1
111.	Cleo Lemon	2005-07	34	109	3.2	11	4
112.	Mark Clayton	1983-92	14	108	7.7	30	0
	Gene Milton	1968-69	9	108	12.0	34	0
114.	Robert Edwards	2002	20	107	5.4	19	1
115.	Chris Brooks	2023	19	106	5.6	52	0
116.	Samkon Gado	2007	35	104	3.0	20t	3
117.	Scott Secules	1989-91	16	103	6.4	17	1
118.	Tyreek Hill	2022-25	21	100	4.8	16	1
119.	Scott Mitchell	1990-93	29	99	3.4	32	0
120.	Kyle Mackey	1987	17	98	5.8	17	2
121.	Brandon Bolden	2018	8	91	11.4	54t	2
122.	Dan Marino	1983-99	301	87	0.3	15	9
123.	DeAndre Washington	2020	28	86	3.1	16	0
124.	Jaylen Waddle	2021-25	14	81	5.8	21	1
	Pat White	2009	21	81	3.9	33	0
126.	Albert Wilson	2018-19, 21	17	78	4.6	28	0
127.	George Chesser	1966-67	18	77	4.3	19	0
128.	Tyler Thigpen	2009-10	14	74	5.3	12	0

ALL-TIME LEADERS

RUSHING

	PLAYER	YEARS	NO.	YDS.	AVG.	LG	TD
129.	Frank Jackson	1966-67	3	70	23.3	48	0
	Jacoby Brissett	2021	19	70	3.7	19	1
131.	Chad Pennington	2008-10	33	69	2.1	16	1
132.	Matt Moore	2011-17	46	66	1.4	16	2
133.	Brian Hartline	2009-14	7	65	9.3	30	1
	Larry Izzo	1996-00	2	65	32.5	39	0
135.	Lamar Gordon	2004	35	64	1.8	11	0
	Steve Slaton	2011	17	64	3.8	28	1
137.	Gus Frerotte	2005	27	61	2.3	14	0
	Bob Torrey	1979	13	61	4.7	17	1
139.	Clarence Bailey	1987	10	55	5.5	13	0
	Arian Foster	2016	22	55	2.5	9	0
141.	Brock Forsey	2004	19	53	2.8	15	0
142.	O.J. McDuffie	1993-01	15	49	3.3	12	0
	Mike Wallace	2013-14	7	49	7.0	13	0
144.	Jim Braxton	1978	20	48	2.4	15	2
145.	Nick Giaquinto	1980-81	8	47	5.9	20	0
146.	Mark Konecny	1987	6	46	7.7	19	0
147.	John Tagliaferri	1987	13	45	3.5	7	1
148.	Lawrence Phillips	1997	18	44	2.4	8	0
149.	Jakeem Grant Sr.	2016-21	12	43	3.6	29	1
150.	Bernie Kosar	1994-96	9	42	4.7	17	1
151.	Rickey Isom	1987	9	41	4.6	8	1
	Rick Norton	1966-69	19	41	2.2	13	0
153.	James Saxon	1992-94	17	36	2.1	9	0
154.	Alec Ingold	2022-25	20	34	1.7	6	2
155.	Duriel Harris	1976-83, 1985	3	33	11.0	20	0
	Jordan Howard	2020	28	33	1.2	8	4
	Matt Turk	2000-01, 2003-04	4	33	8.3	23	0
158.	Lynn Bowden Jr.	2020	9	32	3.6	11	0
	Jay Cutler	2017	19	32	1.7	9	0
	Trent Green	2007	7	32	4.6	23	0
161.	Rich Diana	1982	8	31	3.9	7	0
162.	Davone Bess	2008-12	7	30	4.3	13	0
	Senorise Perry	2017-18	8	30	3.8	12	0
164.	Tom Brown	1987-89	16	29	1.8	6	0
165.	Teddy Bridgewater	2022	3	27	9.0	11	0
166.	Lee Suggs	2006	6	26	4.3	7	0
	Marcus Thigpen	2012-13	7	26	3.7	9	0
168.	Marlon Moore	2010-13	2	25	12.5	16	0
	Skylar Thompson	2022-24	15	25	1.7	9	0
170.	Craig Erickson	1996-98	15	24	1.6	12	0
	Joey Harrington	2006	19	24	1.3	7	0
	John Stofa	1966-67, 1969-70	7	24	3.4	14	1
173.	Marty Booker	2004-07	6	23	3.8	18	0
	Clayton Fejedelem	2020-22	4	23	5.8	22	0
175.	Erik Ezukanma	2022-24	5	22	4.4	12	0
	Isaiah Pead	2016	8	22	2.8	4	0
177.	Joe Cribbs	1988	5	21	4.2	11	0
	Mike Gillislee	2013-14	6	21	3.5	6	0
	Brock Osweiler	2018	8	21	2.6	7	0
	Dedric Ward	2001-02	2	21	10.5	16	0
181.	Daunte Culpepper	2006	10	20	2.0	7	1
	Don Strock	1974-87	51	20	0.4	18	2
183.	Darrynton Evans	2023	2	16	8.0	13	0
	Brandon Marshall	2010-11	3	16	5.3	13	0
	Samaje Perine	2019	5	16	3.2	9	0
186.	Charles Clay	2011-14	7	15	2.1	13	1
	Brian Griese	2003	5	15	3.0	9	0
188.	Leonte Carroo	2016-18	1	14	14.0	14	0
	MarQueis Gray	2016-17	5	14	2.8	5	0
	Garrett Limbrick	1990	5	14	2.8	5	0
191.	A.J. Feeley	2004-05	14	13	0.9	7t	1
	Jovorskie Lane	2012	13	13	1.0	4	2
	Josh Rosen	2019	3	13	4.3	6	0

ALL-TIME LEADERS

RUSHING

	PLAYER	YEARS	NO.	YDS.	AVG.	LG	TD
	Tom Orosz	1981-82	1	13	13.0	13	0
	Gary Tucker	1968	4	13	3.3	7	0
196.	John Beck	2007-08	9	12	1.3	8	1
	Marlin Briscoe	1972-74	3	12	4.0	17	0
	Charles Jordan	1996-98	3	12	4.0	16	0
	Ron Moore	1998	4	12	3.0	4	0
200.	Terry Anderson	1977-78	1	11	11.0	11	0
	Braxton Berrios	2023-24	1	11	11.0	11	0
	Terry Cole	1971	3	11	3.7	4	0
	Isaiah Ford	2019-21	1	11	11.0	11	0
	Cleveland Gary	1994	7	11	1.6	4	0
205.	Quinn Ewers	2025	7	10	1.4	7	0
	Nuu Faaola	1989	2	10	5.0	5	0
	Tim Boyle	2024	2	10	5.0	6	0
	Pete Roth	1987	3	10	3.3	9	0
209.	LaMichael James	2014-15	3	9	3.0	5	0
	Vick King	2004	4	9	2.3	3	0
211.	David Fales	2017	4	8	2.0	3	1
	Randy McMichael	2002-06	1	8	8.0	8	0
	Cedrick Wilson Jr.	2022-23, 2025	1	8	8.0	8	0
214.	Jimmy Hines	1969	1	7	7.0	7	0
	John Kidd	1994-97	2	7	3.5	4	0
	Hendrick Lusk	1998	1	7	7.0	7	0
	Rishard Matthews	2012-15	2	7	3.5	4	0
	Preston Williams	2019-21	1	7	7.0	7	0
219.	Kevin Curtis	2010	1	6	6.0	6	0
	Todd Doxzon	1998	2	6	3.0	3	0
	Craig Ellis	1986	3	6	2.0	2	0
	Tony Martin	1989-93, 1999-00	4	6	1.5	8	0
	De'Lance Turner	2019	4	6	1.5	5	0
	Dick Wood	1966	5	6	1.2	7	1
225.	Reagan Mauia	2007	4	5	1.3	3	0
	Malcolm Perry	2020	3	5	1.7	6	0
	Sage Rosenfels	2002-05	9	5	0.6	12	0
	Kory Sheets	2009-10	1	5	5.0	5	0
	Don Testerman	1980	1	5	5.0	5	0
	Wes Welker	2004-06	1	5	5.0	5	0
	Robert Wilson	1994-96	2	5	2.5	5	0
232.	Clyde Gates	2011	1	4	4.0	4	0
	Nate Jacquet	1998-99	1	4	4.0	4	0
	Clive Walford	2019	0	4	0.0	4	0
	Durham Smythe	2018-24	4	4	1.0	2	1
	Darren Waller	2025	1	4	4.0	4	0
237.	Fred Banks	1987-93	1	3	3.0	3	0
	Chris Clemons	2009-13	1	3	3.0	3	0
	Larry Cowan	1982	1	3	3.0	3	0
	Roosevelt Potts	1997	1	3	3.0	3	0
	Leslie Shepherd	2000	4	3	0.8	14	0
242.	Orleans Darkwa	2014	4	2	0.5	7	0
	Matt Haack	2017-20	1	2	2.0	2	0
	Bruce Hardy	1978-89	1	2	2.0	2	0
	Larry Johnson	2011	1	2	2.0	2	0
	Ray Nealy	1997	1	2	2.0	2	0
247.	Greg Camarillo	2007-09	2	1	0.5	6	0
	JP Losman	2011	2	1	0.5	1	0
	Michael Palardy	2021	1	1	1.0	1	0
	Zach Wilson	2025	3	1	0.3	3	0
251.	Jake Bailey	2023-25	1	0	0.0	0	0
	Matt Darr	2015-16	1	0	0.0	0	0
	Jim Del Gaizo	1972, 1975	1	0	0.0	0	0
	Heath Evans	2005	1	0	0.0	0	0
	Brandon Fields	2007-14	3	0	0.0	0	0
	Kim Hammond	1968	1	0	0.0	0	0
	Clayton Heath	1976	1	0	0.0	0	0

ALL-TIME LEADERS

RUSHING

	PLAYER	YEARS	NO.	YDS.	AVG.	LG	TD
	Donnie Jones	2005-06	2	0	0.0	0	0
	Barry Pryor	1969-70	2	0	0.0	5	0
260.	Doug Pederson	1993	2	-1	-0.5	5	0
	Jonnu Smith	2024	2	-1	-0.5	0	0
261.	Danny Amendola	2018	1	-2	-2.0	-2	0
	Obafemi Ayanbadejo	2003	1	-2	-2.0	-2	0
	Guy Benjamin	1978-79	1	-2	-2.0	-2	0
	Bert Emanuel	2000	3	-2	-0.7	0	0
	Mike Michel	1977	1	-2	-2.0	-2	0
	Doug Moreau	1966-69	1	-2	-2.0	-2	0
	Scott Zolak	1999	2	-2	-1.0	-1	0
268.	Jack Clancy	1967-69	3	-4	-1.3	2	0
	Steve DeBerg	1993	4	-4	-1.0	-1	0
	Irving Fryar	1993-95	3	-4	-1.3	2	0
271.	Olindo Mare	1997-06	1	-5	-5.0	-5	0
	Greg Dulcich	**2025**	**1**	**-7**	**-7.0**	**-7**	**0**
273.	George Roberts	1978-80	1	-7	-7.0	-7	0
274.	Reggie Roby	1983-92	5	-8	-1.6	0	0
275.	George Mira	1971	6	-9	-1.5	3	0
	Mike White	2023	8	-9	-1.1	0	0
277.	Mark Duper	1982-92	1	-10	-10.0	-10	0
278.	Ferrell Edmunds	1988-92	2	-15	-7.5	-4	0
279.	Karl Noonan	1966-71	2	-20	-10.0	-9	0

PASSING

	PLAYER	YEARS	ATT.	COMP.	YDS.	PCT.	TD	INT	RATE
1.	Dan Marino	1983-99	8,358	4,967	61,361	59.4	420	252	86.4
2.	Bob Griese	1967-80	3,429	1,926	25,092	56.2	192	172	77.1
3.	Ryan Tannehill	2012-18	2,911	1,829	20,434	62.8	123	75	87.0
4.	Tua Tagovailoa	2020-25	2,421	1,647	18,166	68.0	120	59	96.4
5.	Jay Fiedler	2000-04	1,603	936	11,040	58.4	66	63	76.8
6.	Chad Henne	2008-11	1,065	646	7,114	60.7	31	37	75.7
7.	David Woodley	1980-83	961	508	5,928	52.9	34	42	65.4
8.	Ryan Fitzpatrick	2019-20	769	494	5,620	64.2	33	21	89.0
9.	Don Strock	1974-87	688	388	4,613	56.4	39	37	73.5
10.	Matt Moore	2011-17	591	359	4,298	60.7	29	19	86.0
11.	Chad Pennington	2008-10	552	373	4,085	67.6	20	9	94.5
12.	Gus Frerotte	2005	494	257	2,996	52.0	18	13	71.9
13.	Jay Cutler	2017	429	266	2,666	62.0	19	14	80.8
14.	Earl Morrall	1972-76	284	153	2,335	53.9	17	17	76.2
15.	Joey Harrington	2006	388	223	2,236	57.5	12	15	68.2
16.	Cleo Lemon	2005-07	377	211	2,185	56.0	8	7	72.2
17.	A.J. Feeley	2004-05	356	191	1,893	53.7	11	15	61.7
18.	Scott Mitchell	1990-93	241	135	1,805	56.0	12	9	81.0
19.	Rick Norton	1966-69	377	156	1,751	41.4	6	30	28.1
20.	Damon Huard	1997-00	288	170	1,691	59.0	9	8	74.6
21.	Steve DeBerg	1993	188	113	1,521	60.1	6	7	81.0
22.	Jacoby Brissett	2021	225	141	1,283	62.7	5	4	78.1
23.	Brock Osweiler	2018	178	113	1,247	63.5	6	4	86.0
24.	Ray Lucas	2001-02	163	94	1,090	57.7	4	6	70.8
25.	Dick Wood	1966	230	83	993	36.1	4	14	30.6
26.	Trent Green	2007	141	85	987	60.3	5	7	72.6
	Bernie Kosar	1994-96	152	105	987	69.1	5	6	81.2
28.	Craig Erickson	1996-98	127	68	945	53.5	4	3	78.4
29.	Daunte Culpepper	2006	134	81	929	60.4	2	3	77.0
30.	John Stofa	1966-67, 1969-70	135	61	862	45.2	7	6	65.1
31.	Tyler Huntley	2024	133	86	829	64.7	3	3	80.1
32.	Brian Griese	2003	130	74	813	56.9	5	6	69.2
33.	Sage Rosenfels	2002-05	109	54	776	49.5	6	6	68.4
34.	George Wilson, Jr.	1966	112	46	764	41.1	5	10	42.4
35.	Skylar Thompson	2022-24	138	81	721	58.7	1	3	66.1
36.	Teddy Bridgewater	2022	79	49	683	62.0	4	4	85.6
37.	Kyle Mackey	1987	109	57	604	52.3	3	5	58.8
38.	Josh Rosen	2019	109	58	567	53.2	1	5	52.0
39.	John Beck	2007-08	107	60	559	56.1	1	3	62.0

ALL-TIME LEADERS

PASSING

	PLAYER	YEARS	ATT.	COMP.	YDS.	PCT.	TD	INT	RATE
40.	Tyler Thigpen	2009-10	70	37	518	52.9	3	4	67.4
41.	Quinn Ewers	2025	60	39	485	8.1	2	2	87.2
42.	Scott Secules	1989-92	70	33	393	47.1	2	5	44.5
43.	David Fales	2017	43	29	265	67.4	1	1	82.0
44.	Jim Del Gaizo	1972, 1975	9	5	165	55.6	2	1	100.5
45.	George Mira	1971	30	11	159	36.7	1	1	51.9
46.	Tim Boyle	2024	26	15	153	57.7	0	0	74.7
47.	Ron Jaworski	1987-88	14	9	123	64.3	1	0	116.1
48.	Guy Benjamin	1978-79	12	9	119	75.0	1	1	99.0
49.	Kim Hammond	1968	26	13	116	50.0	0	2	30.3
50.	Jim Jensen	1981-92	7	4	102	57.1	2	0	141.4
51.	Mike White	2023	6	5	74	83.3	1	1	118.1
52.	Marlin Briscoe	1972-74	4	3	72	75.0	0	0	116.7
	Albert Wilson	2018-19, 21	4	2	72	50.0	1	0	135.4
54.	Larry Seiple	1967-77	3	3	69	100.0	0	0	118.8
55.	Ronnie Brown	2005-10	12	4	63	33.3	2	0	91.3
56.	Tony Nathan	1979-87	8	4	61	50.0	1	0	115.1
57.	JP Losman	2011	10	6	60	60.0	0	0	77.1
58.	Marty Booker	2004-07	3	1	48	33.3	0	0	81.9
	Mark Clayton	1983-92	2	1	48	50.0	1	1	95.8
60.	Doug Pederson	1993	8	4	41	50.0	0	0	65.1
61.	Jim Kiick	1968-74	3	2	38	66.7	0	0	109.7
62.	Lynn Bowden Jr.	2020	2	1	32	50.0	0	0	95.8
	Zach Wilson	2025	9	6	32	66.7	0	0	72.5
64.	Terry Kirby	1993-95	1	1	31	100.0	1	0	158.3
	Nat Moore	1974-86	2	1	31	50.0	0	0	95.8
66.	Danny Amendola	2018	1	1	28	100.0	1	0	158.3
67.	Jack Clancy	1967-69	1	1	17	100.0	0	0	118.8
68.	Eddie Hill	1981-84	2	1	14	50.0	0	0	72.9
69.	Keith Byars	1993-96	2	1	11	50.0	1	0	106.3
	Archie Roberts	1967	10	5	11	50.0	0	1	16.7
71.	Jarvis Landry	2014-17	3	1	9	33.3	0	0	42.4
72.	Scott Stankavage	1987	7	4	8	57.1	0	1	22.6
	Jaylen Waddle	2021-25	1	1	8	100.0	0	0	100.0
74.	Troy Stradford	1987-90	2	1	6	50.0	0	0	56.3
75.	Kenny Stills	2015-18	1	1	3	100.0	1	0	118.8
76.	Matt Haack	2017-20	3	1	1	33.3	1	1	42.4
77.	Brandon Fields	2007-14	1	0	0	0.0	0	0	39.6
	Mike Gesicki	2018-22	1	0	0	0.0	0	0	39.6
	MarQueis Gray	2016-17	1	0	0	0.0	0	0	39.6
	Bruce Hardy	1978-89	1	0	0	0.0	0	0	39.6
	Booth Lusteg	1967	1	0	0	0.0	0	0	39.6
	Brandon Marshall	2010-11	1	0	0	0.0	0	0	39.6
	Tony Martin	1989-93, 99-00	1	0	0	0.0	0	0	39.6
	Dan McGwire	1995	1	0	0	0.0	0	0	39.6
	Lamar Smith	2000-01	1	0	0	0.0	0	0	39.6
	Freddie Solomon	1975-77	1	0	0	0.0	0	0	39.6
	Mike Wallace	2013-14	1	0	0	0.0	0	0	39.6
	Pat White	2009	5	0	0	0.0	0	0	39.6
	Delvin Williams	1978-80	3	0	0	0.0	0	0	39.6
	Ricky Williams	2002-03, 2005, 2007-10	1	0	0	0.0	0	1	0.0
	Scott Zolak	1999	4	0	0	0.0	0	0	39.6

RECEPTIONS

	PLAYER	YEARS	NO.	YDS.	AVG.	LG	TD
1.	Mark Clayton	1983-92	550	8,643	15.7	78t	81
2.	Mark Duper	1982-92	511	8,869	17.4	85t	59
3.	Nat Moore	1974-86	510	7,546	14.8	79t	74
4.	O.J. McDuffie	1993-01	415	5,074	12.2	61t	29
5.	Chris Chambers	2001-07	405	5,688	14.0	77t	43
6.	Jarvis Landry	2014-17	400	4,038	10.1	71	22
7.	Tony Nathan	1979-87	383	3,592	9.4	73	16
8.	Jaylen Waddle	2021-25	373	5,039	13.5	84t	26
9.	Tyreek Hill	2022-25	340	4,733	13.9	80t	27
10.	DeVante Parker	2015-21	338	4,727	14.0	56t	24
11.	Davone Bess	2008-12	321	3,447	10.7	41	12

ALL-TIME LEADERS

RECEPTIONS

	PLAYER	YEARS	NO.	YDS.	AVG.	LG	TD
12.	Brian Hartline	2009-14	298	4,243	14.2	80t	12
13.	Randy McMichael	2002-06	283	3,096	10.9	46	18
14.	Duriel Harris	1976-83, 1985	269	4,534	16.9	64t	18
15.	Bruce Hardy	1978-89	256	2,455	9.6	31	25
16.	Mike Gesicki	2018-22	231	2,617	11.3	70	18
17.	Jim Jensen	1981-92	229	2,171	9.5	31	19
18.	Oronde Gadsden	1998-03	227	3,252	14.3	62	22
19.	Jim Kiick	1968-74	221	2,210	10.0	53t	3
20.	Howard Twilley	1966-76	212	3,064	14.5	44	23
21.	Tony Martin	1989-93, 1999-00	202	3,152	15.6	80t	14
22.	Irving Fryar	1993-95	199	3,190	16.0	67t	20
23.	Ricky Williams	2002-03, 2005, 2007-10	197	1,431	7.3	59	6
24.	Marty Booker	2004-07	194	2,627	13.5	60t	11
25.	Anthony Fasano	2008-12, 2017	189	2,211	11.7	35t	24
26.	Ronnie Brown	2005-10	184	1,491	8.1	43	2
27.	**De'Von Achane**	**2023-25**	**172**	**1,277**	**7.4**	**39**	**13**
28.	Brandon Marshall	2010-11	167	2,228	13.3	65t	9
29.	Keith Byars	1993-96	166	1,433	8.6	34	10
30.	Kenny Stills	2015-18	164	2,566	15.6	75t	24
31.	Charles Clay	2011-14	161	1,809	11.2	67	14
32.	Troy Stradford	1987-90	159	1,373	8.6	36	2
33.	Paul Warfield	1970-74	156	3,355	21.5	86t	33
34.	Terry Kirby	1993-95	155	1,646	10.6	47	6
35.	Keith Jackson	1992-94	146	1,880	12.9	57t	18
36.	Bernie Parmalee	1992-98	144	1,306	9.1	35	3
37.	Mike Wallace	2013-14	140	1,792	12.8	57	15
	Tony Paige	1990-92	140	1,115	8.0	30	6
39.	Karl Noonan	1966-71	136	1,798	13.2	51t	17
40.	Durham Smythe	2018-24	132	1,228	9.3	26	3
41.	Ted Ginn, Jr.	2007-09	128	1,664	13.0	64	5
42.	Troy Drayton	1996-99	127	1,511	11.9	51	8
43.	Lorenzo Hampton	1985-89	123	954	7.8	39t	6
44.	Jim Mandich	1970-77	121	1,406	11.6	44	23
45.	Ferrell Edmunds	1988-92	117	1,612	13.8	80t	10
	Lamar Miller	2012-15	117	887	7.6	54t	3
47.	Kenyan Drake	2016-19	116	936	8.1	52t	6
48.	Greg Camarillo	2007-09	113	1,325	11.7	64t	4
49.	Joe Rose	1980-85	112	1,493	13.3	50	13
50.	Rob Konrad	1999-04	111	854	7.7	25	6
51.	Norm Bulaich	1975-79	109	752	6.9	59t	6
52.	James McKnight	2001-03	107	1,497	14.0	80t	7
	Rishard Matthews	2012-15	107	1,396	13.0	53t	8
54.	Myles Gaskin	2019-22	101	701	6.9	59t	6
55.	Fred Banks	1987-93	99	1,555	15.7	61	8
56.	Stanley Pritchett	1996-99	98	798	8.1	74t	6
57.	Wes Welker	2004-06	96	1,121	11.7	47	1
58.	Dan Johnson	1983-87	94	1,012	10.8	61t	16
	Albert Wilson	2018-19, 21	94	955	10.2	75t	5
60.	Jimmy Cefalo	1978-84	93	1,739	18.7	69t	13
	Ron Davenport	1985-89	93	801	8.6	29	4
62.	Larry Csonka	1968-74, 1979	91	688	7.6	65	4
	Jakeem Grant Sr.	2016-21	91	1,001	11.0	65t	5
64.	Mark Ingram	1993-94	88	1,213	13.8	77t	12
	Jack Clancy	1967-69	88	1,157	13.1	50	3
	Jonnu Smith	2024	88	884	10.0	57t	8
67.	Damien Williams	2014-17	85	733	8.6	58	6
68.	Lamar Thomas	1996-00	81	1,171	14.5	56t	8
69.	Reggie Bush	2011-12	78	588	7.5	34	3
70.	Karim Abdul-Jabbar	1996-99	77	527	6.8	36t	1
71.	Raheem Mostert	2015, 2022-24	75	538	7.2	25	5
72.	Dion Sims	2013-16	74	699	9.4	38	8
	Gary Davis	1976-79	74	592	8.0	34	1
74.	Larry Seiple	1967-77	73	934	12.8	41t	7
	Doug Moreau	1966-69	73	926	12.7	43	6
76.	Delvin Williams	1978-80	70	574	8.2	42	1
77.	**Malik Washington**	**2024-25**	**69**	**534**	**7.7**	**28**	**2**
78.	Andre Tillman	1975-78	66	757	11.5	37t	6

ALL-TIME LEADERS

RECEPTIONS

	PLAYER	YEARS	NO.	YDS.	AVG.	LG	TD
79.	David Martin	2007-08	65	753	11.6	61t	5
80.	Isaiah Ford	2018-21	63	681	10.8	52	2
81.	Freddie Solomon	1975-77	61	973	16.0	58t	5
	Lamar Smith	2000-01	61	435	7.1	65t	4
83.	Brandon Gibson	2013-14	59	621	10.5	46	4
	Danny Amendola	2018	59	575	9.7	39	1
	Tom Vigorito	1981-85	59	439	7.4	31t	2
86.	James Pruitt	1986-88, 1990-91	58	942	16.2	37	8
87.	Marlin Briscoe	1972-74	57	858	15.1	53	7
	Preston Williams	2019-21	56	787	14.1	47	7
89.	Daniel Thomas	2011-14	55	412	7.5	32	3
90.	Jerris McPhail	1996-97	54	544	10.1	52	1
	Bobby Humphrey	1992	54	507	9.4	26	1
92.	Fred Barnett	1996-97	53	728	13.7	66	4
	Derek Hagan	2006-08	53	645	12.2	24	3
94.	Sammy Morris	2004-06	51	340	6.7	44	0
95.	Travis Minor	2001-06	50	353	7.1	29	1
96.	Derrius Thompson	2003-04	49	718	14.7	36	4
	Marv Fleming	1970-74	48	523	10.9	36	4
	Jay Ajayi	2015-17	48	308	6.4	20	0
99.	Alec Ingold	2022-25	46	369	8.0	25	1
	Mercury Morris	1969-75	46	491	10.7	50	1
101.	Justin Peelle	2006-07	45	344	7.6	35	3
102.	Eric Green	1995	43	499	11.6	31t	3
	Jordan Cameron	2015-16	43	446	10.4	29	4
104.	Stan Mitchell	1966-70	42	533	12.7	48	5
105.	Julius Thomas	2017	41	388	9.5	27	3
106.	Joe Auer	1966-67	40	481	12.0	68t	6
	Dedric Ward	2001-02	40	381	9.5	22	0
	Salvon Ahmed	2020-23	40	274	6.9	20	1
109.	Cedrick Wilson Jr.	2022-23, 2025	39	476	12.2	31t	3
	Ed Perry	1997-04	39	308	7.9	46	2
	Woody Bennett	1980-89	39	295	7.6	27	3
112.	Gary Clark	1995	37	525	14.2	42t	2
	Mark Higgs	1990-94	37	294	7.9	21	0
114.	Charles Jordan	1996-98	36	640	17.8	44t	3
	Patrick Laird	2019-21	36	289	8.0	21	0
116.	Leslie Shepherd	2000	35	446	12.7	46t	4
117.	Jed Weaver	2000-02	34	469	13.8	41	5
118.	Randal Hill	1991, 1995-96	33	669	20.3	61	4
119.	Allen Hurns	2019	32	416	13.0	27	2
	Patrick Cobbs	2006-10	32	409	12.8	80t	4
	Sammie Smith	1989-91	32	310	9.7	53t	1
	Aaron Craver	1991-94	32	304	9.5	28	0
	Julian Hill	2023-25	32	280	8.8	20	0
	Leroy Harris	1977-78	32	240	7.5	57	0
	James Saxon	1992-94	32	192	6.0	25	0
126.	Nick Giaquinto	1980-81	31	230	7.4	25	2
127.	Trent Sherfield	2022	30	417	13.9	75t	2
	Mack Hollins	2019-21	30	399	13.3	65t	5
	Greg Baty	1990-94	30	377	12.6	32	4
130.	Jeff Wilson Jr.	2022-25	29	198	6.8	14	1
	J.J. Johnson	1999-01	29	182	6.3	17	0
	Lousaka Polite	2008-10	29	136	4.7	14	0
133.	Lorenzo Booker	2007	28	237	8.5	22	0
	Lynn Bowden Jr.	2020	28	211	7.5	22	0
135.	Andre Brown	1989-90	27	459	17.0	48t	5
	Dave Kocourek	1966	27	320	11.9	43	2
	Braxton Berrios	2023-24	27	238	8.8	22	1
	Jesse Chatman	2005, 2007	27	161	6.0	22	0
139.	Bo Roberson	1966	26	519	20.0	80t	2
	Lex Hilliard	2009-11	26	210	8.1	18	2
141.	Frank Jackson	1966-67	25	439	17.6	48	3
	Don Nottingham	1973-77	25	213	8.5	29	0
	River Cracraft	2022-24	25	289	11.6	24	3
	Ronnie Lee	1979-82, 1984-89	25	167	6.7	41	3
145.	Darren Waller	2025	24	283	11.8	34	6

ALL-TIME LEADERS

RECEPTIONS

	PLAYER	YEARS	NO.	YDS.	AVG.	LG	TD
	Adam Shaheen	2020-21	24	260	10.8	43	3
	Irving Spikes	1994-97	24	185	7.7	24	2
148.	**Greg Dulcich**	**2025**	**23**	**304**	**13.2**	**29**	**1**
	Kalen Ballage	2018-19	23	119	5.2	31	0
150.	Gene Milton	1968-69	21	322	15.3	49	1
	Mike Williams	1992-95	21	292	13.9	29	0
	Scott Miller	1991-96	21	274	13.0	27	1
	Joey Haynos	2008-09	21	184	8.8	21	3
154.	Bryan Gilmore	2004-05	20	311	15.6	44t	2
	Donald Lee	2003-04	20	220	11.0	25	2
156.	Scott Schwedes	1987-90	19	370	19.5	65t	2
	Brett Perriman	1997	19	309	16.3	26	1
	Greg Jennings	2015	19	208	10.9	31	1
159.	Otto Stowe	1971-72	18	344	19.1	49	3
	Marlon Moore	2010-13	18	300	16.7	57t	2
	Yatil Green	1997-99	18	234	13.0	27	0
	Autry Denson	1999-00	18	133	7.4	28	0
	Robert Edwards	2002	18	126	7.0	14	1
	Hunter Goodwin	1999-01	18	118	6.6	14	1
	Eddie Hill	1981-84	18	106	5.9	16	1
166.	Benny Malone	1974-78	17	234	13.8	43	0
167.	Thurman Thomas	2000	16	117	7.3	15	1
	Abner Haynes	1967	16	100	6.3	22	0
169.	MarQueis Gray	2016-17	15	184	12.3	53	0
	Mark Walton	2019	15	89	5.9	18	0
171.	Tom Brown	1987-89	14	123	8.8	23	0
172.	Billy Joe	1966	13	116	8.9	67	1
	Cookie Gilchrist	1966	13	110	8.5	22	1
	Lamar Gordon	2004	13	74	5.7	25	0
	Terry Robiskie	1980-81	13	60	4.6	15	0
176.	Leonte Carroo	2016-18	12	192	16.0	74t	2
	Frank Gore	2018	12	124	10.3	24	1
	Nick O'Leary	2018-19	12	123	10.3	19	1
	John Tagliaferri	1987	12	117	9.8	27	0
	Tanner Conner	2022-25	12	107	8.9	28	0
	Marc Logan	1989-91	12	88	7.3	12	0
	Obafemi Ayanbadejo	2003	12	53	4.4	12	0
183.	Jack Harper	1967-68	11	212	19.3	40	3
	John Roderick	1966-67	11	156	14.2	64	1
	Jim Cox	1968	11	147	13.4	30	0
	Nick Westbrook-Ikhine	2025	11	89	8.1	18	0
	Jovorskie Lane	2012	11	79	7.2	24	1
	Joe Carter	1984-86	11	66	6.0	15	0
189.	Preston Carpenter	1966	10	127	12.7	42	0
	Chase Edmonds	2022	10	96	9.6	15	1
	Steve Howell	1979-81	10	70	7.0	13	0
	Sam Price	1966-68	10	70	7.0	27	1
	John Avery	1998-99	10	67	6.7	19t	1
194.	Nate Jacquet	1998-99	9	140	15.6	29	0
	Marcus Thigpen	2012-13	9	112	12.4	50	1
	Matt Breida	2020	9	96	10.7	31	0
	Leland Douglas	1987	9	92	10.2	17	1
	Malcolm Perry	2020	9	92	10.2	25t	1
	Odell Beckham Jr.	2024	9	55	6.1	11	0
200.	Jeff Ogden	2000-01	8	97	12.1	18	1
	Cris Carter	2002	8	66	8.3	15	1
	Lawrence Sampleton	1987	8	64	8.0	19	0
	David Overstreet	1983	8	55	6.9	20	2
	Lorenzo Diamond	2005	8	54	6.8	18	0
	Rick Casares	1966	8	45	5.6	20	1
206.	Bert Emanuel	2000	7	132	18.9	53t	1
	Eddie Chavis	1987	7	108	15.4	27	0
	Dee Eskridge	2024-25	7	106	15.1	40	0
	Loaird McCreary	1976-78	7	88	12.6	30	3
	Brian Manning	1997	7	85	12.1	21	0
	Bill Cronin	1966	7	83	11.9	21	1
	Michael Egnew	2012-13	7	69	9.9	14	0

ALL-TIME LEADERS

RECEPTIONS

	PLAYER	YEARS	NO.	YDS.	AVG.	LG	TD
	Willie Richardson	1970	7	67	9.6	27	1
	Dominique Jones	2016	7	61	8.7	24	1
215.	Vince Heflin	1982-85	6	98	16.3	46t	1
	Ollie Gordon II	**2025**	**6**	**30**	**5.0**	**20t**	**1**
	Arian Foster	2016	6	78	13.0	50	0
	Jonas Gray	2015	6	72	12.0	25	0
	Armon Binns	2012-13	6	67	11.2	21	0
	Roberto Wallace	2010-11	6	62	10.3	19	0
	Brice Butler	2018	6	60	10.0	23t	1
	Stan Winfrey	1975-77	6	55	9.2	16	1
	David Lewis	1987	6	53	8.8	22	1
	Hubert Ginn	1970-75	6	47	7.8	23	0
	Cecil Collins	1999	6	32	5.3	12	0
	Mark Konecny	1987	6	26	4.3	10	0
	Andra Franklin	1981-84	6	15	2.5	6	1
	Jaylen Wright	**2024-25**	**6**	**35**	**5.8**	**18**	**0**
229.	Robbie Chosen	2023-24	5	131	26.2	68t	1
	Damon Reilly	1987	5	70	14.0	20	0
	A.J. Derby	2017-18	5	68	13.6	19t	1
	Ronnie Williams	1993-95	5	54	10.8	17	0
	Jake Stoneburner	2015	5	47	9.4	13	2
234.	Mel Baker	1974	4	121	30.3	46t	2
	Elmer Bailey	1980-81	4	105	26.3	39	0
	David Boston	2004-05	4	80	20.0	54	0
	Jabar Gaffney	2012	4	68	17.0	30	0
	Clive Walford	2019	4	57	14.3	19	0
	Brett Carolan	1996	4	48	12.0	21	1
	Jim Braxton	1978	4	47	11.8	19	0
	Samkon Gado	2007	4	47	11.8	35	0
	Duke Johnson	2021	4	41	10.3	20	0
	Tom Boutwell	1969	4	29	7.3	12	0
	DeAndre Washington	2020	4	28	7.0	10	0
	Chase Claypool	2023	4	26	6.5	15	0
	William Fuller V	2021	4	26	6.5	10	0
	Garrett Limbrick	1990	4	23	5.8	9	0
	Heath Evans	2005	4	17	4.3	5	0
	Jamar Martin	2004	4	15	3.8	7	0
	Charles Leigh	1971-74	4	9	2.3	7	0
251.	Theo Wease Jr.	2025	3	95	31.7	63t	1
	Robert Clark	1992	3	59	19.7	45	0
	Gene Mingo	1966-67	3	40	13.3	9	0
	Bill Darnall	1968-69	3	38	12.7	13	0
	Orleans Darkwa	2014	3	31	10.3	17	0
	Kory Sperry	2009	3	31	10.3	13	1
	Brandon London	2008	3	30	10.0	14	0
	Roosevelt Potts	1997	3	27	9.0	13	0
	De'Veon Smith	2017	3	27	9.0	13	0
	Ernest Wilford	2008	3	25	8.3	15	0
	Darian Barnes	2005-06	3	22	7.3	13	0
	Gator Hoskins	2014	3	21	7.0	14	0
	Brandon Bolden	2018	3	13	4.3	9	1
	Anthony Armstrong	2012	3	12	4.0	7	0
	Leonard Henry	2002-04	3	12	4.0	7	0
	Malcolm Brown	2021	3	10	3.3	7	0
	Robert Wilson	1994-96	3	8	2.7	3t	1
	Ryan Tannehill	2012-18	3	8	2.7	9	1
269.	Kendall Newson	2003-05	2	55	27.5	37	0
	Ron Sellers	1973	2	54	27.0	42	0
	Mike Caterbone	1987	2	46	23.0	30	0
	Mickey Shuler	2010	2	44	22.0	28	0
	Desmond Clark	2002	2	42	21.0	26	0
	Jim Mertens	1969	2	26	13.0	15	0
	Jimmy Hines	1969	2	23	11.5	22	0
	Rich Diana	1982	2	21	10.5	13	0
	David Woodley	1980-83	2	21	10.5	15t	1
	Antonio Callaway	2020	2	20	10.0	13	0
	Cleveland Gary	1994	2	19	9.5	11	0

ALL-TIME LEADERS

RECEPTIONS

	PLAYER	YEARS	NO.	YDS.	AVG.	LG	TD
	Clyde Gates	2011	2	19	9.5	11	0
	Kevin McKenzie	1999	2	18	9.0	13	0
	Charles Henry	1991	2	17	8.5	9	0
	Braylon Sanders	2022	2	17	8.5	13	0
	Cethan Carter	2021-22	2	16	8.0	8	0
	Brian Kinchen	1988-90	2	15	7.5	12	0
	Deon Dyer	2000-02	2	14	7.0	13	0
	Cliff Russell	2005-06	2	14	7.0	9	0
	Willie Smith	1987	2	13	6.5	8	1
	Grant DuBose	2024	2	11	5.5	13	0
	Chandler Cox	2019-20	2	9	4.5	6	0
	Ronald Scott	1987	2	7	3.5	5	0
	Reagan Mauia	2007	2	5	2.5	5	0
	Casey Cramer	2008	2	3	1.5	2t	1
	Christian Wilkins	2019-23	2	2	2.0	1t	2
	Bob Torrey	1979	2	3	1.5	8	0
	Barry Pryor	1969-70	2	-3	-1.5	0	0
	Steve Slaton	2011	2	-3	-1.5	-1	0
298.	Bo Rather	1973, 1978	1	39	39.0	39	0
	Wes Matthews	1966	1	20	20.0	20	0
	Tom Beier	1967, 1969	1	19	19.0	19	0
	Legedu Naanee	2012	1	19	19.0	19	0
	Robert Baker	1999-02	1	17	17.0	17	0
	Damian Williams	2014	1	14	14.0	14	0
	Kirk Merritt	2021	1	13	13.0	13	0
	Mike Holmes	1976	1	11	11.0	11	0
	Ricky Isom	1987	1	11	11.0	11	0
	Tahj Washington	2025	1	11	11.0	11	0
	Keith Sims	1990-97	1	9	9.0	9	0
	Dick Anderson	1968-77	1	8	8.0	8	0
	Ronald Bellamy	2004	1	8	8.0	8	0
	Nuu Faaola	1989	1	8	8.0	8	0
	Vick King	2004	1	8	8.0	8	0
	Jeron Mastrud	2011-12	1	8	8.0	8	0
	Knowshon Moreno	2014	1	8	8.0	8	0
	Hunter Long	2021-22	1	8	8.0	8	0
	Phillip Lindsay	2021	1	8	8.0	8	0
	Vern Den Herder	1971-82	1	7	7.0	7t	1
	Aaron Halterman	2007	1	7	7.0	7	0
	Tommylee Lewis	2021	1	7	7.0	7	0
	Kevin Curtis	2010	1	6	6.0	6	0
	Lawrence Phillips	1997	1	6	6.0	6	0
	Isaiah Pead	2016	1	6	6.0	6	0
	George Farmer	1987	1	5	5.0	5	0
	George Chesser	1966-67	1	4	4.0	4	0
	Dewayne Dotson	1994-95, 1997	1	4	4.0	4	0
	Doug Easlick	2004	1	4	4.0	4	0
	Erik Ezukanma	2022-24	1	3	3.0	3	0
	Senorise Perry	2017-18	1	3	3.0	3	0
	Alex Holmes	2005	1	2	2.0	2	0
	Frank Wainright	1995-98	1	2	2.0	2t	1
	Will Heller	2005	1	1	1.0	1t	1
	Ron Moore	1998	1	1	1.0	1	0
	Jason Sanders	2018-24	1	1	1.0	1t	1
	Michael Deiter	2019-22	1	0	0.0	0	0
	Ryan Fitzpatrick	2019-20	1	0	0.0	0	0
	Damon Huard	1997-00	1	0	0.0	0	0
	Jordan Howard	2020	1	-3	-3.0	-3	0
	Quinn Ewers	2025	1	-6	-6.0	-6	0
	Dan Marino	1983-99	1	-6	-6.0	-6	0
340.	Lee Suggs	2006	0	13	–	13	0
	Rex Hadnot	2004-07	0	-2	–	-2	0
	Samson Satele	2007-08, 2014	0	-3	–	-3	0

RECEIVING YARDS

	PLAYER	YEARS	NO.	YDS.	AVG.	LG	TD
1.	Mark Duper	1982-92	511	8,869	17.4	85t	59

ALL-TIME LEADERS

RECEIVING YARDS

	PLAYER	YEARS	NO.	YDS.	AVG.	LG	TD
2.	Mark Clayton	1983-92	550	8,643	15.7	78t	81
3.	Nat Moore	1974-86	510	7,546	14.8	79t	74
4.	Chris Chambers	2001-07	405	5,688	14.0	77t	43
5.	O.J. McDuffie	1993-01	415	5,074	12.2	61t	29
6.	Jaylen Waddle	2021-25	373	5,039	13.5	84t	26
7.	Tyreek Hill	2022-25	340	4,733	13.9	80t	27
8.	DeVante Parker	2015-21	338	4,727	14.0	56t	24
9.	Duriel Harris	1976-83, 1985	269	4,534	16.9	64t	18
10.	Brian Hartline	2009-14	298	4,243	14.2	80t	12
11.	Jarvis Landry	2014-17	400	4,038	10.1	71	22
12.	Tony Nathan	1979-87	383	3,592	9.4	73	16
13.	Davone Bess	2008-12	321	3,447	10.7	41	12
14.	Paul Warfield	1970-74	156	3,355	21.5	86t	33
15.	Oronde Gadsden	1998-03	227	3,252	14.3	62	22
16.	Irving Fryar	1993-95	199	3,190	16.0	67t	20
17.	Tony Martin	1989-93, 1999-00	202	3,152	15.6	80t	14
18.	Randy McMichael	2002-06	283	3,096	10.9	46	18
19.	Howard Twilley	1966-76	212	3,064	14.5	44	23
20.	Marty Booker	2004-07	194	2,627	13.5	60t	11
21.	Mike Gesicki	2018-22	231	2,617	11.3	70	18
22.	Kenny Stills	2015-18	164	2,566	15.6	75t	24
23.	Bruce Hardy	1978-89	256	2,455	9.6	31	25
24.	Brandon Marshall	2010-11	167	2,228	13.3	65t	9
25.	Anthony Fasano	2008-12, 2017	189	2,211	11.7	35t	24
26.	Jim Kiick	1968-74	221	2,210	10.0	53t	3
27.	Jim Jensen	1981-92	229	2,171	9.5	31	19
28.	Keith Jackson	1992-94	146	1,880	12.9	57t	18
29.	Charles Clay	2011-14	161	1,809	11.2	67	14
30.	Karl Noonan	1966-71	136	1,798	13.2	51t	17
31.	Mike Wallace	2013-14	140	1,792	12.8	57	15
32.	Jimmy Cefalo	1978-84	93	1,739	18.7	69t	13
33.	Ted Ginn, Jr.	2007-09	128	1,664	13.0	64	5
34.	Terry Kirby	1993-95	155	1,646	10.6	47	6
35.	Ferrell Edmunds	1988-92	117	1,612	13.8	80t	10
36.	Fred Banks	1987-93	99	1,555	15.7	61	8
37.	Troy Drayton	1996-99	127	1,511	11.9	51	8
38.	James McKnight	2001-03	107	1,497	14.0	80t	7
39.	Joe Rose	1980-85	112	1,493	13.3	50	13
40.	Ronnie Brown	2005-10	184	1,491	8.1	43	2
41.	Keith Byars	1993-96	166	1,433	8.6	34	10
42.	Ricky Williams	2002-03, 2005, 2007-10	197	1,431	7.3	59	6
43.	Jim Mandich	1970-77	121	1,406	11.6	44	23
44.	Rishard Matthews	2012-15	107	1,396	13.0	53t	8
45.	Troy Stradford	1987-90	159	1,373	8.6	36	2
46.	Greg Camarillo	2007-09	113	1,325	11.7	64t	4
47.	Bernie Parmalee	1992-98	144	1,306	9.1	35	3
48.	**De'Von Achane**	**2023-25**	**172**	**1,277**	**7.4**	**39**	**13**
49.	Durham Smythe	2018-24	132	1,228	9.3	26	3
50.	Mark Ingram	1993-94	88	1,213	13.8	77t	12
51.	Lamar Thomas	1996-00	81	1,171	14.5	56t	8
52.	Jack Clancy	1967-69	88	1,157	13.1	50	3
53.	Wes Welker	2004-06	96	1,121	11.7	47	1
54.	Tony Paige	1990-92	140	1,115	8.0	30	6
55.	Dan Johnson	1983-87	94	1,012	10.8	61t	16
56.	Jakeem Grant Sr.	2016-21	91	1,001	11.0	65t	5
57.	Freddie Solomon	1975-77	61	973	16.0	58t	5
58.	Albert Wilson	2018-19, 21	94	955	10.2	75t	5
59.	Lorenzo Hampton	1985-89	123	954	7.8	39t	6
60.	James Pruitt	1986-88, 1990-91	58	942	16.2	37	8
61.	Kenyan Drake	2016-19	116	936	8.1	52t	6
62.	Larry Seiple	1967-77	73	934	12.8	41t	7
63.	Doug Moreau	1966-69	73	926	12.7	43	6
64.	Lamar Miller	2012-15	117	887	7.6	54t	3
65.	Jonnu Smith	2024	88	884	10.0	57t	8
66.	Marlin Briscoe	1972-74	57	858	15.1	53	7
67.	Rob Konrad	1999-04	111	854	7.7	25	6
68.	Ron Davenport	1985-89	93	801	8.6	29	4
69.	Stanley Pritchett	1996-99	98	798	8.1	74t	6

ALL-TIME LEADERS

RECEIVING YARDS

	PLAYER	YEARS	NO.	YDS.	AVG.	LG	TD
70.	Preston Williams	2019-21	56	787	14.1	47	7
71.	Andre Tillman	1975-78	66	757	11.5	37t	6
72.	David Martin	2007-08	65	753	11.6	61t	5
73.	Norm Bulaich	1975-79	109	752	6.9	59t	6
74.	Damien Williams	2014-17	85	733	8.6	58	6
75.	Fred Barnett	1996-97	53	728	13.7	66	4
76.	Derrius Thompson	2003-04	49	718	14.7	36	4
77.	Myles Gaskin	2019-22	101	701	6.9	59t	6
78.	Dion Sims	2013-16	74	699	9.4	38	8
79.	Larry Csonka	1968-74, 1979	91	688	7.6	65	4
80.	Isaiah Ford	2018-21	63	681	10.8	52	2
81.	Randal Hill	1991, 1995-96	33	669	20.3	61	4
82.	Derek Hagan	2006-08	53	645	12.2	24	3
83.	Charles Jordan	1996-98	36	640	17.8	44t	3
84.	Brandon Gibson	2013-14	59	621	10.5	46	4
85.	Gary Davis	1976-79	74	592	8.0	34	1
86.	Reggie Bush	2011-12	78	588	7.5	34	3
87.	Danny Amendola	2018	59	575	9.7	39	1
88.	Delvin Williams	1978-80	70	574	8.2	42	1
89.	Jerris McPhail	1996-97	54	544	10.1	52	1
90.	Raheem Mostert	2015, 2022-24	75	538	7.2	25	5
91.	**Malik Washington**	**2024-25**	**69**	**534**	**7.7**	**28**	**2**
92.	Stan Mitchell	1966-70	42	533	12.7	48	5
93.	Karim Abdul-Jabbar	1996-99	77	527	6.8	36t	1
94.	Gary Clark	1995	37	525	14.2	42t	2
95.	Marv Fleming	1970-74	48	523	10.9	36	4
96.	Bo Roberson	1966	26	519	20.0	80t	2
97.	Bobby Humphrey	1992	54	507	9.4	26	1
98.	Eric Green	1995	43	499	11.6	31t	3
99.	Mercury Morris	1969-75	46	491	10.7	50	1
100.	Joe Auer	1966-67	40	481	12.0	68t	6
101.	Cedrick Wilson Jr.	2022-23, 2025	39	476	12.2	31t	3
102.	Jed Weaver	2000-02	34	469	13.8	41	5
103.	Andre Brown	1989-90	27	459	17.0	48t	5
104.	Jordan Cameron	2015-16	43	446	10.4	29	4
	Leslie Shepherd	2000	35	446	12.7	46t	4
106.	Tom Vigorito	1981-85	59	439	7.4	31t	2
	Frank Jackson	1966-67	25	439	17.6	48	3
108.	Lamar Smith	2000-01	61	435	7.1	65t	4
109.	Trent Sherfield	2022	30	417	13.9	75t	2
110.	Allen Hurns	2019	32	416	13.0	27	2
111.	Daniel Thomas	2011-14	55	412	7.5	32	3
112.	Patrick Cobbs	2006-10	32	409	12.8	80t	4
113.	Mack Hollins	2019-21	30	399	13.3	65t	5
114.	Julius Thomas	2017	41	388	9.5	27	3
115.	Dedric Ward	2001-02	40	381	9.5	22	0
116.	Greg Baty	1990-94	30	377	12.6	32	4
117.	Scott Schwedes	1987-90	19	370	19.5	65t	2
118.	Alec Ingold	2022-25	46	369	8.0	25	1
119.	Travis Minor	2001-06	50	353	7.1	29	1
120.	Justin Peelle	2006-07	45	344	7.6	35	3
	Otto Stowe	1971-72	18	344	19.1	49	3
122.	Sammy Morris	2004-06	51	340	6.7	44	0
123.	Gene Milton	1968-69	21	322	15.3	49	1
124.	Dave Kocourek	1966	27	320	11.9	43	2
125.	Bryan Gilmore	2004-05	20	311	15.6	44t	2
126.	Sammie Smith	1989-91	32	310	9.7	53t	1
127.	Brett Perriman	1997	19	309	16.3	26	1
128.	Jay Ajayi	2015-17	48	308	6.4	20	0
	Ed Perry	1997-04	39	308	7.9	46	2
130.	Aaron Craver	1991-94	32	304	9.5	28	0
	Greg Dulcich	**2025**	**23**	**204**	**13.2**	**29**	**1**
132.	Marlon Moore	2010-13	18	300	16.7	57t	2
133.	Woody Bennett	1980-89	39	295	7.6	27	3
134.	Mark Higgs	1990-94	37	294	7.9	21	0
135.	Mike Williams	1992-95	21	292	13.9	29	0
136.	Patrick Laird	2019-21	36	289	8.0	21	0

ALL-TIME LEADERS

RECEIVING YARDS

	PLAYER	YEARS	NO.	YDS.	AVG.	LG	TD
	River Cracraft	2022-24	25	289	11.6	24	3
138.	Darren Waller	2025	24	283	11.8	34	6
139.	Julian Hill	2023-25	32	280	8.8	20	0
139.	Salvon Ahmed	2020-23	40	274	6.9	20	1
	Scott Miller	1991-96	21	274	13.0	27	1
142.	Adam Shaheen	2020-21	24	260	10.8	43	3
143.	Leroy Harris	1977-78	32	240	7.5	57	0
144.	Braxton Berrios	2023-24	27	238	8.8	22	1
145.	Lorenzo Booker	2007	28	237	8.5	22	0
	Yatil Green	1997-99	18	234	13.0	27	0
147.	Benny Malone	1974-78	17	234	13.8	43	0
148.	Nick Giaquinto	1980-81	31	230	7.4	25	2
149.	Don Nottingham	1973-77	25	213	8.5	29	0
150.	Jack Harper	1967-68	11	212	19.3	40	3
151.	Lynn Bowden Jr.	2020	28	211	7.5	22	0
152.	Donald Lee	2003-04	20	220	11.0	25	2
153.	Lex Hilliard	2009-11	26	210	8.1	18	2
154.	Greg Jennings	2015	19	208	10.9	31	1
155.	Jeff Wilson Jr.	2022-25	29	198	6.8	14	1
156.	James Saxon	1992-94	32	192	6.0	25	0
	Leonte Carroo	2016-18	12	192	16.0	74t	2
158.	Irving Spikes	1994-97	24	185	7.7	24	2
159.	Joey Haynos	2008-09	21	184	8.8	21	8
	MarQueis Gray	2016-17	15	184	12.3	53	0
161.	J.J. Johnson	1999-01	29	182	6.3	17	0
162.	Ronnie Lee	1979-82, 1984-89	25	167	6.7	41	3
163.	Jesse Chatman	2005, 2007	27	161	6.0	22	0
164.	John Roderick	1966-67	11	156	14.2	64	1
165.	Jim Cox	1968	11	147	13.4	30	0
166.	Nate Jacquet	1998-99	9	140	15.6	29	0
167.	Lousaka Polite	2008-10	29	136	4.7	14	0
168.	Autry Denson	1999-00	18	133	7.4	28	0
169.	Bert Emanuel	2000	7	132	18.9	53t	1
170.	Robbie Chosen	2023-24	5	131	26.2	68t	1
171.	Preston Carpenter	1966	10	127	12.7	42	0
172.	Robert Edwards	2002	18	126	7.0	14	1
173.	Frank Gore	2018	12	124	10.3	24	1
174.	Tom Brown	1987-89	14	123	8.8	23	0
	Nick O'Leary	2018-19	12	123	10.3	19	1
176.	Mel Baker	1974	4	121	30.3	46t	2
177.	Kalen Ballage	2018-19	23	119	5.2	31	0
178.	Hunter Goodwin	1999-01	18	118	6.6	14	1
179.	Thurman Thomas	2000	16	117	7.3	15	1
	John Tagliaferri	1987	12	117	9.8	27	0
181.	Billy Joe	1966	13	116	8.9	67	1
182.	Marcus Thigpen	2012-13	9	112	12.4	50	1
183.	Cookie Gilchrist	1966	13	110	8.5	22	1
184.	Eddie Chavis	1987	7	108	15.4	27	0
185.	Tanner Conner	2022-25	12	107	8.9	28	0
186.	Eddie Hill	1981-84	18	106	5.9	16	1
	Dee Eskridge	2024-25	7	106	15.1	40	0
188.	Elmer Bailey	1980-81	4	105	26.3	39	0
189.	Abner Haynes	1967	16	100	6.3	22	0
190.	Vince Heflin	1982-85	6	98	16.3	46t	1
191.	Jeff Ogden	2000-01	8	97	12.1	18	1
192.	Chase Edmonds	2022	10	96	9.6	15	1
	Matt Breida	2020	9	96	10.7	31	0
194.	Theo Wease Jr.	2025	3	95	31.7	63t	1
195.	Leland Douglas	1987	9	92	10.2	17	1
	Malcolm Perry	2020	9	92	10.2	25t	1
197.	Mark Walton	2019	15	89	5.9	18	0
	Nick Westbrook-Ikhine	2025	11	89	8.1	18	0
199.	Marc Logan	1989-91	12	88	7.3	12	0
	Loaird McCreary	1976-78	7	88	12.6	30	3
201.	Brian Manning	1997	7	85	12.1	21	0
202.	Bill Cronin	1966	7	83	11.9	21	1
203.	David Boston	2004-05	4	80	20.0	54	0

ALL-TIME LEADERS

RECEIVING YARDS

	PLAYER	YEARS	NO.	YDS.	AVG.	LG	TD
204.	Jovorskie Lane	2012	11	79	7.2	24	1
205.	Arian Foster	2016	6	78	13.0	50	0
206.	Lamar Gordon	2004	13	74	5.7	25	0
207.	Jonas Gray	2015	6	72	12.0	25	0
208.	Steve Howell	1979-81	10	70	7.0	13	0
	Sam Price	1966-68	10	70	7.0	27	1
	Damon Reilly	1987	5	70	14.0	20	0
211.	Michael Egnew	2012-13	7	69	9.9	14	0
212.	A.J. Derby	2017-18	5	68	13.6	19t	1
	Jabar Gaffney	2012	4	68	17.0	30	0
214.	John Avery	1998-99	10	67	6.7	19t	1
	Willie Richardson	1970	7	67	9.6	27	1
	Armon Binns	2012-13	6	67	11.2	21	0
217.	Joe Carter	1984-86	11	66	6.0	15	0
	Cris Carter	2002	8	66	8.3	15	1
219.	Lawrence Sampleton	1987	8	64	8.0	19	0
220.	Roberto Wallace	2010-11	6	62	10.3	19	0
221.	Dominique Jones	2016	7	61	8.7	24	1
222.	Terry Robiskie	1980-81	13	60	4.6	15	0
	Brice Butler	2018	6	60	10.0	23t	1
224.	Robert Clark	1992	3	59	19.7	45	0
225.	Clive Walford	2019	4	57	14.3	19	0
226.	Odell Beckham Jr.	2024	9	55	6.1	11	0
	David Overstreet	1983	8	55	6.9	20	2
	Stan Winfrey	1975-77	6	55	9.2	16	1
	Kendall Newson	2003-05	2	55	27.5	37	0
230.	Lorenzo Diamond	2005	8	54	6.8	18	0
	Ronnie Williams	1993-95	5	54	10.8	17	0
	Ron Sellers	1973	2	54	27.0	42	0
233.	Obafemi Ayanbadejo	2003	12	53	4.4	12	0
	David Lewis	1987	6	53	8.8	22	1
235.	Brett Carolan	1996	4	48	12.0	21	1
236.	Hubert Ginn	1970-75	6	47	7.8	23	0
	Jake Stoneburner	2015	5	47	9.4	13	2
	Jim Braxton	1978	4	47	11.8	19	0
	Samkon Gado	2007	4	47	11.8	35	0
240.	Mike Caterbone	1987	2	46	23.0	30	0
241.	Rick Casares	1966	8	45	5.6	20	1
242.	Mickey Shuler	2010	2	44	22.0	28	0
243.	Desmond Clark	2002	2	42	21.0	26	0
244.	Duke Johnson	2021	4	41	10.3	20	0
245.	Gene Mingo	1966-67	3	40	13.3	9	0
246.	Bo Rather	1973, 1978	1	39	39.0	39	0
247.	Bill Darnall	1968-69	3	38	12.7	13	0
248.	**Jaylen Wright**	**2024-25**	**6**	**35**	**5.8**	**18**	**0**
249.	Cecil Collins	1999	6	32	5.3	12	0
250.	Orleans Darkwa	2014	3	31	10.3	17	0
	Kory Sperry	2009	3	31	10.3	13	1
252.	Brandon London	2008	3	30	10.0	14	0
	Ollie Gordon II	**2025**	**6**	**30**	**5.0**	**20t**	**1**
254.	Tom Boutwell	1969	4	29	7.3	12	0
255.	DeAndre Washington	2020	4	28	7.0	10	0
256.	Roosevelt Potts	1997	3	27	9.0	13	0
	De'Veon Smith	2017	3	27	9.0	13	0
258.	Mark Konecny	1987	6	26	4.3	10	0
	Chase Claypool	2023	4	26	6.5	15	0
	William Fuller V	2021	4	26	6.5	10	0
	Jim Mertens	1969	2	26	13.0	15	0
262.	Ernest Wilford	2008	3	25	8.3	15	0
263.	Garrett Limbrick	1990	4	23	5.8	9	0
	Jimmy Hines	1969	2	23	11.5	22	0
265.	Darian Barnes	2005-06	3	22	7.3	13	0
266.	Gator Hoskins	2014	3	21	7.0	14	0
	Rich Diana	1982	2	21	10.5	13	0
	David Woodley	1980-83	2	21	10.5	15t	1
269.	Antonio Callaway	2020	2	20	10.0	13	0
	Wes Matthews	1966	1	20	20.0	20	0

ALL-TIME LEADERS

RECEIVING YARDS

	PLAYER	YEARS	NO.	YDS.	AVG.	LG	TD
271.	Cleveland Gary	1994	2	19	9.5	11	0
	Clyde Gates	2011	2	19	9.5	11	0
	Tom Beier	1967, 1969	1	19	19.0	19	0
	Legedu Naanee	2012	1	19	19.0	19	0
275.	Kevin McKenzie	1999	2	18	9.0	13	0
276.	Heath Evans	2005	4	17	4.3	5	0
	Charles Henry	1991	2	17	8.5	9	0
	Braylon Sanders	2022	2	17	8.5	13	0
	Robert Baker	1999-02	1	17	17.0	17	0
280.	Cethan Carter	2021-22	2	16	8.0	8	0
281.	Andra Franklin	1981-84	6	15	2.5	6	1
	Jamar Martin	2004	4	15	3.8	7	0
	Brian Kinchen	1988-90	2	15	7.5	12	0
284.	Deon Dyer	2000-02	2	14	7.0	13	0
	Cliff Russell	2005-06	2	14	7.0	9	0
	Damian Williams	2014	1	14	14.0	14	0
287.	Brandon Bolden	2018	3	13	4.3	9	1
	Willie Smith	1987	2	13	6.5	8	1
	Kirk Merritt	2021	1	13	13.0	13	0
	Lee Suggs	2006	0	13	–	13	0
291.	Anthony Armstrong	2012	3	12	4.0	7	0
	Leonard Henry	2002-04	3	12	4.0	7	0
293.	Grant DuBose	2024	2	11	5.5	13	0
	Mike Holmes	1976	1	11	11.0	11	0
	Ricky Isom	1987	1	11	11.0	11	0
	Tahj Washington	2025	1	11	11.0	11	0
297.	Malcolm Brown	2021	3	10	3.3	7	0
298.	Charles Leigh	1971-74	4	9	2.3	7	0
	Chandler Cox	2019-20	2	9	4.5	6	0
	Keith Sims	1990-97	1	9	9.0	9	0
301.	Ryan Tannehill	2012-18	3	8	2.7	9	1
	Robert Wilson	1994-96	3	8	2.7	3t	1
	Dick Anderson	1968-77	1	8	8.0	8	0
	Ronald Bellamy	2004	1	8	8.0	8	0
	Nuu Faaola	1989	1	8	8.0	8	0
	Vick King	2004	1	8	8.0	8	0
	Jeron Mastrud	2011-12	1	8	8.0	8	0
	Knowshon Moreno	2014	1	8	8.0	8	0
	Hunter Long	2021-22	1	8	8.0	8	0
	Phillip Lindsay	2021	1	8	8.0	8	0
311.	Ronald Scott	1987	2	7	3.5	5	0
	Vern Den Herder	1971-82	1	7	7.0	7t	1
	Aaron Halterman	2007	1	7	7.0	7	0
	Tommylee Lewis	2021	1	7	7.0	7	0
315.	Kevin Curtis	2010	1	6	6.0	6	0
	Lawrence Phillips	1997	1	6	6.0	6	0
	Isaiah Pead	2016	1	6	6.0	6	0
318.	Reagan Mauia	2007	2	5	2.5	5	0
	George Farmer	1987	1	5	5.0	5	0
320.	George Chesser	1966-67	1	4	4.0	4	0
	Dewayne Dotson	1994-95, 1997	1	4	4.0	4	0
	Doug Easlick	2004	1	4	4.0	4	0
323.	Casey Cramer	2008	2	3	1.5	2t	1
	Bob Torrey	1979	2	3	1.5	8	0
	Erik Ezukanma	2022-24	1	3	3.0	3	0
	Senorise Perry	2017-18	1	3	3.0	3	0
327.	Christian Wilkins	2019-23	2	2	2.0	1t	2
	Alex Holmes	2005	1	2	2.0	2	0
	Frank Wainright	1995-98	1	2	2.0	2t	1
330.	Will Heller	2005	1	1	1.0	1t	1
	Ron Moore	1998	1	1	1.0	1	0
	Jason Sanders	2018-24	1	1	1.0	1t	1
333.	Michael Deiter	2019-22	1	0	0.0	0	0
	Ryan Fitzpatrick	2019-20	1	0	0.0	0	0
	Damon Huard	1997-00	1	0	0.0	0	0
336.	Rex Hadnot	2004-07	0	-2	–	-2	0
337.	Barry Pryor	1969-70	2	-3	-1.5	0	0

ALL-TIME LEADERS

RECEIVING YARDS

	PLAYER	YEARS	NO.	YDS.	AVG.	LG	TD
	Steve Slaton	2011	2	-3	-1.5	-1	0
	Jordan Howard	2020	1	-3	-3.0	-3	0
	Samson Satele	2007-08, 2014	0	-3	–	-3	0
341.	Quinn Ewers	2025	1	-6	-6.0	-6	0
	Dan Marino	1983-99	1	-6	-6.0	-6	0

SCORING

	PLAYER	YEARS	TD	TDR	TDP	TDRT	FG	PAT	PTS.
1.	Olindo Mare	1997-06	0	0	0	0	245	313	1048
2.	Garo Yepremian	1970-78	0	0	0	0	165	335	830
3.	Jason Sanders	2018-24	1	0	1	0	187	259	826
4.	Pete Stoyanovich	1989-95	0	0	0	0	176	246	774
5.	Uwe von Schamann	1979-84	0	0	0	0	101	237	540
6.	Dan Carpenter	2008-12	0	0	0	0	127	154	535
7.	Mark Clayton	1983-92	82	0	81	1	0	0	492
8.	Nat Moore	1974-86	75	1	74	0	0	0	450
9.	Mark Duper	1982-92	59	0	59	0	0	0	354
10.	Larry Csonka	1968-74,1979	57	53	4	0	0	0	342
11.	Ricky Williams	2002-03, 2005, 2007-10	54	48	6	0	0	0	326#
12.	Fuad Reveiz	1985-88	0	0	0	0	53	161	320
13.	Chris Chambers	2001-07	43	0	43	0	0	0	260#
14.	Caleb Sturgis	2013-14	0	0	0	0	55	74	239
15.	Ronnie Brown	2005-10	38	36	2	0	0	0	230#
16.	**De'Von Achane**	**2023-25**	**35**	**22**	**13**	**0**	**0**	**0**	**210**
17.	Karim Abdul-Jabbar	1996-99	34	33	1	0	0	0	204
18.	Mercury Morris	1969-75	33	29	1	3	0	0	198
	Tony Nathan	1979-87	33	16	16	1	0	0	198
	Paul Warfield	1970-74	33	0	33	0	0	0	198
21.	O.J. McDuffie	1993-01	32	0	29	3	0	0	194#
22.	Jim Kiick	1968-74	31	28	3	0	0	0	186
23.	Tyreek Hill	2022-25	29	1	27	1	0	0	174
24.	Lorenzo Hampton	1985-89	28	22	6	0	0	0	168
	Raheem Mostert	2015, 2022-24	28	23	5	0	0	0	168
26.	Jaylen Waddle	2021-25	26	1	26	0	0	0	166##
27.	Andrew Franks	2015-16	0	0	0	0	29	74	161
28.	Bruce Hardy	1978-89	25	0	25	0	0	0	150
	Don Nottingham	1973-77	25	25	0	0	0	0	150
30.	Jarvis Landry	2014-17	24	1	22	1	0	0	148##
31.	Anthony Fasano	2008-12, 2017	24	0	24	0	0	0	146#
	Kenny Stills	2015-18	24	0	24	0	0	0	146#
33.	DeVante Parker	2015-21	24	0	24	0	0	0	144
	Lamar Smith	2000-01	24	20	4	0	0	0	144
35.	Norm Bulaich	1975-79	23	17	6	0	0	0	138
	Andra Franklin	1981-84	23	22	1	0	0	0	138
	Jim Mandich	1970-77	23	0	23	0	0	0	138
	Howard Twilley	1966-76	23	0	23	0	0	0	138
39.	Oronde Gadsden	1998-03	22	0	22	0	0	0	132
	Lamar Miller	2012-15	22	19	3	0	0	0	132
41.	Irving Fryar	1993-95	20	0	20	0	0	0	124##
42.	Randy McMichael	2002-06	19	0	18	1	0	0	116#
	Jim Jensen	1981-92	19	0	19	0	0	0	114
44.	**Riley Patterson**	**2025**	**0**	**0**	**0**	**0**	**26**	**33**	**111**
45.	Mike Gesicki	2018-22	18	0	18	0	0	0	110#
	Keith Jackson	1992-94	18	0	18	0	0	0	110#
	Bernie Parmalee	1992-98	18	15	3	0	0	0	110#
48.	Duriel Harris	1976-83, 1985	18	0	18	0	0	0	108
49.	Ron Davenport	1985-89	17	13	4	0	0	0	102
	Karl Noonan	1966-71	17	0	17	0	0	0	102
51.	Kenyan Drake	2016-19	16	9	6	1	0	0	98#
52.	Keith Byars	1993-96	16	6	10	0	0	0	96
	Dan Johnson	1983-87	16	0	16	0	0	0	96
	Benny Malone	1974-78	16	16	0	0	0	0	96
	Sammie Smith	1989-91	16	15	1	0	0	0	96
56.	Terry Kirby	1993-95	15	9	6	0	0	0	92#
	Reggie Bush	2011-12	15	12	3	0	0	0	90

ALL-TIME LEADERS

SCORING

	PLAYER	YEARS	TD	TDR	TDP	TDRT	FG	PAT	PTS.
	Charles Clay	2011-14	15	1	14	0	0	0	90
	Mark Higgs	1990-94	15	14	0	1	0	0	90
	Mike Wallace	2013-14	15	0	15	0	0	0	90
61.	Jay Feely	2007	0	0	0	0	21	26	89
	Joe Nedney	1996-97	0	0	0	0	18	35	89
	Cody Parkey	2017	0	0	0	0	21	26	89
64.	Tony Martin	1989-93, 1999-2000	14	0	14	0	0	0	84
	Delvin Williams	1978-80	14	13	1	0	0	0	84
66.	Daniel Thomas	2011-14	13	10	3	0	0	0	80#
67.	Jimmy Cefalo	1978-84	13	0	13	0	0	0	78
	Joe Rose	1980-85	13	0	13	0	0	0	78
	Brian Hartline	2009-14	13	1	12	0	0	0	78
	Myles Gaskin	2019-22	13	7	6	0	0	0	78
71.	Joe Auer	1966-67	12	5	6	1	0	0	72
	Woody Bennett	1980-88	12	9	3	0	0	0	72
	Davone Bess	2008-12	12	0	12	0	0	0	72
	Mark Ingram	1993-94	12	0	12	0	0	0	72
	Troy Stradford	1987-90	12	10	2	0	0	0	72
75.	Marty Booker	2004-07	11	0	11	0	0	0	70##
76.	Karl Kremser	1969-70	0	0	0	0	13	28	67
77.	Jay Fiedler	2000-04	11	11	0	0	0	0	66
	Jakeem Grant Sr.	2016-21	11	1	5	5	0	0	66
79.	Gene Mingo	1966-67	0	0	0	0	11	32	65
81.	Ferrell Edmunds	1988-92	10	0	10	0	0	0	60
	Ted Ginn, Jr.	2007-09	10	2	5	3	0	0	60
	Travis Minor	2001-06	10	8	1	1	0	0	60
	Irving Spikes	1994-97	10	8	2	0	0	0	60
	David Woodley	1980-83	10	9	1	0	0	0	60
86.	Jason Taylor	1997-07, 2009, 2011	9	0	0	9	0	0	58**
87.	Jay Ajayi	2015-17	9	9	0	0	0	0	56#
88.	Pete Johnson	1984	9	9	0	0	0	0	54
	Dan Marino	1983-99	9	9	0	0	0	0	54
	Brandon Marshall	2010-11	9	0	9	0	0	0	54
	Stan Mitchell	1966-70	9	4	5	0	0	0	54
	Tony Paige	1990-92	9	3	6	0	0	0	54
	James Pruitt	1986-88, 1990-91	9	0	8	1	0	0	54
	Freddie Solomon	1975-77	9	1	5	3	0	0	54
	Damien Williams	2014-17	9	3	6	0	0	0	54
96.	Jimmy Keyes	1968-69	0	0	0	0	7	30	51
97.	Troy Drayton	1996-99	8	0	8	0	0	0	50#
	James McKnight	2001-03	8	1	7	0	0	0	50#
99.	Fred Banks	1987-93	8	0	8	0	0	0	48
	Gary Davis	1976-79	8	7	1	0	0	0	48
	Rishard Matthews	2012-15	8	0	8	0	0	0	48
	Sammy Morris	2004-06	8	8	0	0	0	0	48
	Stanley Pritchett	1996-99	8	2	6	0	0	0	48
	Dion Sims	2013-16	8	0	8	0	0	0	48
	Jonnu Smith	2024	8	0	8	0	0	0	48
	Lamar Thomas	1996-00	8	0	8	0	0	0	48
107.	Preston Williams	2019-20	7	0	7	0	0	0	46##
108.	Doug Moreau	1966-69	6	0	6	0	1	6	45
109.	Marlin Briscoe	1972-74	7	0	7	0	0	0	42
	Bob Griese	1967-80	7	7	0	0	0	0	42
	Rob Konrad	1999-04	7	1	6	0	0	0	42
	Larry Seiple	1966-67	7	0	7	0	0	0	42
	Ryan Tannehill	2012-18	7	6	1	0	0	0	42
114.	Booth Lusteg	1967	0	0	0	0	7	18	39
115.	Salvon Ahmed	2020-23	6	5	1	0	0	0	38#
	Ryan Fitzpatrick	2019-20	6	6	0	0	0	0	38#
117.	Patrick Cobbs	2006-10	6	2	4	0	0	0	36
	Leroy Harris	1977-78	6	6	0	0	0	0	36
	Reshad Jones	2010-19	6	0	0	6	0	0	36
	Tua Tagovailoa	2020-25	6	6	0	0	0	0	36
	Andre Tillman	1975-78	6	0	6	0	0	0	36
	Tommy Vigorito	1981-85	6	2	2	2	0	0	36
	Darren Waller	2025	6	0	6	0	0	0	36

ALL-TIME LEADERS

SCORING

	PLAYER	YEARS	TD	TDR	TDP	TDRT	FG	PAT	PTS.
124.	Andre Brown	1989-90	5	0	5	0	0	0	30
	Lex Hilliard	2009-11	5	2	2	1	0	0	30
	Mack Hollins	2020-21	5	0	5	0	0	0	30
	J.J. Johnson	1999-01	5	5	0	0	0	0	30
	David Martin	2007-08	5	0	5	0	0	0	30
	Malik Washington	**2024-25**	**5**	**2**	**2**	**1**	**0**	**0**	**30**
	Jed Weaver	2000-02	5	0	5	0	0	0	30
	Albert Wilson	2018-19, 21	5	0	5	0	0	0	30
132.	Dick Anderson	1968-77	4	0	0	4	0	0	24
	Kalen Ballage	2018-19	4	4	0	0	0	0	24
	Fred Barnett	1996-97	4	0	4	0	0	0	24
	Greg Baty	1991-94	4	0	4	0	0	0	24
	Terrell Buckley	1995-99, 2003	4	0	0	4	0	0	24
	Greg Camarillo	2007-09	4	0	4	0	0	0	24
	Jordan Cameron	2015-16	4	0	4	0	0	0	24
	Marv Fleming	1970-74	4	0	4	0	0	0	24
	Brandon Gibson	2013-14	4	0	4	0	0	0	24
	Ollie Gordon II	**2025**	**4**	**3**	**1**	**0**	**0**	**0**	**24**
	Jack Harper	1967-68	4	1	3	0	0	0	24
	Randal Hill	1991, 1995-96	4	0	4	0	0	0	24
	Jordan Howard	2020	4	4	0	0	0	0	24
	Xavien Howard	2016-23	4	0	0	4	0	0	24
	Cleo Lemon	2005-07	4	4	0	0	0	0	24
	Marc Logan	1989-91	4	2	0	2	0	0	24
	Leslie Shepherd	2000	4	0	4	0	0	0	24
	Durham Smythe	2020-24	4	1	3	0	0	0	24
	Zach Thomas	1996-07	4	0	0	4	0	0	24
	Derrius Thompson	2003-04	4	0	4	0	0	0	24
	Jeff Wilson Jr.	2022-25	4	3	1	0	0	0	24
153.	Willie Beecher	1987	0	0	0	0	3	12	21
154.	Eric Green	1995	3	0	3	0	0	0	20#
	Derek Hagan	2006-08	3	0	3	0	0	0	20#
	Jovorskie Lane	2012	3	2	1	0	0	0	20#
	Sam Madison	1997-05	3	0	0	3	0	0	20*
158.	John Avery	1998-99	3	2	1	0	0	0	18
	Brandon Bolden	2018	2	2	1	0	0	0	18
	Jack Clancy	1967-69	3	0	3	0	0	0	18
	River Cracraft	2022-24	3	0	3	0	0	0	18
	Chase Edmonds	2022	3	2	1	0	0	0	18
	Tony Franklin	1988	0	0	0	0	4	6	18
	Samkon Gado	2007	3	3	0	0	0	0	18
	Nick Giaquinto	1980-81	3	0	2	1	0	0	18
	Hubert Ginn	1970-75	3	3	0	0	0	0	18
	Shayne Graham	2011	0	0	0	0	4	6	18
	Joey Haynos	2008-09	3	0	3	0	0	0	18
	Alec Ingold	2022-25	3	2	1	0	0	0	18
	Frank Jackson	1966-67	3	0	3	0	0	0	18
	Duke Johnson	2021	3	3	0	0	0	0	18
	Charles Jordan	1996-98	3	0	3	0	0	0	18
	Mike Kozlowski	1979-86	3	0	0	3	0	0	18
	Ronnie Lee	1979-82, 1984-89	3	0	3	0	0	0	18
	Ray Lucas	2001-02	3	3	0	0	0	0	18
	Loaird McCreary	1976-78	3	0	3	0	0	0	18
	Lloyd Mumphord	1969-74	3	0	0	3	0	0	18
	David Overstreet	1983	3	1	2	0	0	0	18
	Justin Peelle	2006-07	3	0	3	0	0	0	18
	Scott Schwedes	1987-90	3	0	2	1	0	0	18
	Ronald Scott	1987	3	3	0	0	0	0	18
	Adam Shaheen	2020-21	3	0	3	0	0	0	18
	Otto Stowe	1971-72	3	0	3	0	0	0	18
	Marcus Thigpen	2012-13	3	0	1	2	0	0	18
	Julius Thomas	2017	3	0	3	0	0	0	18
	Andrew Van Ginkel	2019-23	3	0	0	3	0	0	18
	Cedrick Wilson Jr.	2022-23, 2025	3	0	3	0	0	0	18
188.	Matt Bryant	2004	0	0	0	0	3	7	16
	Wes Welker	2004-06	2	0	1	1	1	1	16

ALL-TIME LEADERS

SCORING

	PLAYER	YEARS	TD	TDR	TDP	TDRT	FG	PAT	PTS.
190.	Tim Foley	1970-80	2	0	0	2	0	0	14*
191.	Jerome Baker	2018-23	2	0	0	2	0	0	12
	Mel Baker	1974	2	0	2	0	0	0	12
	Charlie Baumann	1991	0	0	0	0	2	6	12
	Bob Baumhower	1977-86	2	0	0	2	0	0	12
	Jim Braxton	1978	2	2	0	0	0	0	12
	Leonte Carroo	2016-18	2	0	2	0	0	0	12
	Gary Clark	1995	2	0	2	0	0	0	12
	Cecil Collins	1999	2	2	0	0	0	0	12
	Robert Edwards	2002	2	1	1	0	0	0	12
	Isaiah Ford	2017-21	2	0	2	0	0	0	12
	Bryan Gilmore	2004-05	2	0	2	0	0	0	12
	Brent Grimes	2013-15	2	0	0	2	0	0	12
	Abner Haynes	1967	2	2	0	0	0	0	12
	Chad Henne	2008-11	2	2	0	0	0	0	12
	Eddie Hill	1981-84	2	1	1	0	0	0	12
	Liffort Hobley	1987-93	2	0	0	2	0	0	12
	Bobby Humphrey	1992	2	1	1	0	0	0	12
	Tyler Huntley	2024	2	2	0	0	0	0	12
	Allen Hurns	2019	2	0	2	0	0	0	12
	William Judson	1982-89	2	0	0	2	0	0	12
	Dave Kocourek	1966	2	0	2	0	0	0	12
	Donald Lee	2003-04	2	0	2	0	0	0	12
	Kyle Mackey	1987	2	2	0	0	0	0	12
	Brock Marion	1998-03	2	0	0	2	0	0	12
	Don McNeal	1980-89	2	0	0	2	0	0	12
	Jerris McPhail	1996-97	2	1	1	0	0	0	12
	Scott Miller	1991-96	2	0	1	1	0	0	12
	Gene Milton	1968-69	2	0	1	1	0	0	12
	Marlon Moore	2010-13	2	0	2	0	0	0	12
	Matt Moore	2011-17	2	2	0	0	0	0	12
	Jeff Ogden	2000-01	2	0	1	1	0	0	12
	Louis Oliver	1989-93, 1995-96	2	0	0	2	0	0	12
	Ed Perry	1997-04	2	0	2	0	0	0	12
	Sam Price	1966-68	2	1	1	0	0	0	12
	Bo Roberson	1966	2	0	2	0	0	0	12
	Terry Robiskie	1980-81	2	2	0	0	0	0	12
	Bill Stanfill	1969-76	2	0	0	2	0	0	12
	Jake Stoneburner	2015	2	0	2	0	0	0	12
	Don Strock	1974-87	2	2	0	0	0	0	12
	Trent Sherfield	2022	2	0	2	0	0	0	12
	Patrick Surtain	1998-04	2	0	0	2	0	0	12
	Troy Vincent	1992-95	2	0	0	2	0	0	12
	Jimmy Warren	1966-69	2	0	0	2	0	0	12
	Dick Westmoreland	1966-69	2	0	0	2	0	0	12
	Christian Wilkins	2019-23	2	0	2	0	0	0	12
	Stan Winfrey	1975-77	2	1	1	0	0	0	12
	Jaylen Wright	**2024-25**	**2**	**2**	**0**	**0**	**0**	**0**	**12**
238.	Bill Gramatica	2004	0	0	0	0	3	0	9
239.	Walt Aikens	2014-19	1	0	0	1	0	0	8^
	Kim Bokamper	1977-85	1	0	0	1	0	0	8*
	Aaron Craver	1991-94	1	1	0	0	0	0	8#
	Minkah Fitzpatrick	2018-19, 2025	1	0	0	1	0	0	8^
	Billy Joe	1966	1	0	1	0	0	0	8#
	Curtis Johnson	1970-78	1	0	0	1	0	0	8*
	Patrick Laird	2019-20	1	1	0	0	0	0	8#
246.	Will Allen	2006-11	1	0	0	1	0	0	6
	Kiko Alonso	2016-18	1	0	0	1	0	0	6
	Danny Amendola	2018	1	0	1	0	0	0	6
	John Beck	2007-08	1	1	0	0	0	0	6
	Braxton Berrios	2022-24	1	0	1	0	0	0	6
	Don Bessillieu	1979-81	1	0	0	1	0	0	6
	Glenn Blackwood	1979-87	1	0	0	1	0	0	6
	Tim Bowens	1994-04	1	0	0	1	0	0	6
	Jacoby Brissett	2021	1	1	0	0	0	0	6
	J.B. Brown	1989-96	1	0	0	1	0	0	6

ALL-TIME LEADERS

SCORING

PLAYER	YEARS	TD	TDR	TDP	TDRT	FG	PAT	PTS.
Malcolm Brown	2021	1	1	0	0	0	0	6
Bob Brudzinski	1981-89	1	0	0	1	0	0	6
Nick Buoniconti	1969-76	1	0	0	1	0	0	6
Kevin Burnett	2011-12	1	0	0	1	0	0	6
Brice Butler	2018	1	0	1	0	0	0	6
Brett Carolan	1996	1	0	1	0	0	0	6
Cris Carter	2002	1	0	1	0	0	0	6
Joe Carter	1984-86	1	1	0	0	0	0	6
Rick Casares	1966	1	0	1	0	0	0	6
Jesse Chatman	2005, 2007	1	1	0	0	0	0	6
Robbie Chosen	2023-24	1	0	1	0	0	0	6
Justin Coleman	2021	1	0	0	1	0	0	6
Casey Cramer	2008	1	0	1	0	0	0	6
Bill Cronin	1966	1	0	1	0	0	0	6
Daunte Culpepper	2006	1	1	0	0	0	0	6
Vontae Davis	2009-11	1	0	0	1	0	0	6
Louis Delmas	2014	1	0	0	1	0	0	6
Vern Den Herder	1971-82	1	0	1	0	0	0	6
A.J. Derby	2017-18	1	0	1	0	0	0	6
Leland Douglas	1987	1	0	1	0	0	0	6
Greg Dulcich	**2025**	**1**	**0**	**1**	**0**	**0**	**0**	**6**
Sam Eguavoen	2021-22	1	0	0	1	0	0	6
Bert Emanuel	2000	1	0	1	0	0	0	6
Frank Emanuel	1966-69	1	0	0	1	0	0	6
Tom Erlandson	1966-67	1	0	0	1	0	0	6
David Fales	2017	1	1	0	0	0	0	6
A.J. Feeley	2004-05	1	1	0	0	0	0	6
Cortland Finnegan	2014	1	0	0	1	0	0	6
Trent Gamble	2000-03	1	0	0	1	0	0	6
Cookie Gilchrist	1966	1	0	1	0	0	0	6
Kerry Glenn	1990-92	1	0	0	1	0	0	6
Hunter Goodwin	1999-01	1	0	1	0	0	0	6
Frank Gore	2018	1	0	1	0	0	0	6
Vince Heflin	1982-85	1	0	1	0	0	0	6
Will Heller	2005	1	0	1	0	0	0	6
Renaldo Hill	2006-08	1	0	0	1	0	0	6
Sean Hill	1994-96	1	0	0	1	0	0	6
Jevón Holland	2021-24	1	0	0	1	0	0	6
Trell Hooper	1987	1	0	0	1	0	0	6
Steve Howell	1979-81	1	1	0	0	0	0	6
Melvin Ingram	2022	1	0	0	1	0	0	6
Ricky Isom	1987	1	1	0	0	0	0	6
Calvin Jackson	1994-99	1	0	0	1	0	0	6
Vestee Jackson	1991-93	1	0	0	1	0	0	6
Pete Jaquess	1966-67	1	0	0	1	0	0	6
Greg Jennings	2015	1	0	1	0	0	0	6
Pat Johnson	1995	1	0	0	1	0	0	6
Dominique Jones	2016	1	0	1	0	0	0	6
Robert Jones	1998-00	1	0	0	1	0	0	6
Nate Kaeding	2012	0	0	0	0	1	3	6
Chuck Klingbeil	1991-95	1	0	0	1	0	0	6
Bernie Kosar	1994-96	1	1	0	0	0	0	6
Shaq Lawson	2020	1	0	0	1	0	0	6
Michael Lehan	2006-08	1	0	0	1	0	0	6
Charles Leigh	1971-74	1	1	0	0	0	0	6
David Lewis	1987	1	0	1	0	0	0	6
Phillip Merling	2008-11	1	0	0	1	0	0	6
Koa Misi	2010-17	1	0	0	1	0	0	6
Kenny Mixon	1998-01	1	0	0	1	0	0	6
Knowshown Moreno	2014	1	1	0	0	0	0	6
Earl Morrall	1972-76	1	1	0	0	0	0	6
Nik Needham	2021-23	1	0	0	1	0	0	6
Cliff Odom	1990-93	1	0	0	1	0	0	6
Nick O'Leary	2018-19	1	0	1	0	0	0	6
Chad Pennington	2008-10	1	1	0	0	0	0	6
Brett Perriman	1997	1	0	1	0	0	0	6

ALL-TIME LEADERS

SCORING

	PLAYER	YEARS	TD	TDR	TDP	TDRT	FG	PAT	PTS.
	Malcolm Perry	2020	1	0	1	0	0	0	6
	Lousaka Polite	2008-10	1	1	0	0	0	0	6
	Derrick Pope	2004-07	1	0	0	1	0	0	6
	Willie Richardson	1970	1	0	1	0	0	0	6
	Elandon Roberts	2021-22	1	0	0	1	0	0	6
	John Roderick	1966-67	1	0	1	0	0	0	6
	Eric Rowe	2019-22	1	0	0	1	0	0	6
	Jake Scott	1970-75	1	0	0	1	0	0	6
	Scott Secules	1989-92	1	1	0	0	0	0	6
	Zach Sieler	**2019-25**	**1**	**0**	**0**	**1**	**0**	**0**	**6**
	Derrick Shelby	2012-15	1	0	0	1	0	0	6
	Steve Slaton	2011	1	1	0	0	0	0	6
	Gerald Small	1978-83	1	0	0	1	0	0	6
	Willie Smith	1987	1	0	1	0	0	0	6
	Brian Sochia	1986-91	1	0	0	1	0	0	6
	Kory Sperry	2009	1	0	1	0	0	0	6
	John Stofa	1966-67, 1969-70	1	1	0	0	0	0	6
	John Tagliaferri	1987	1	1	0	0	0	0	6
	Norris Thomas	1977-79	1	0	0	1	0	0	6
	Thurman Thomas	2000	1	0	1	0	0	0	6
	Bob Torrey	1979	1	1	0	0	0	0	6
	Olivier Vernon	2012-15	1	0	0	1	0	0	6
	Frank Wainright	1995-98	1	0	1	0	0	0	6
	Fulton Walker	1981-85	1	0	0	1	0	0	6
	Theo Wease Jr.	2025	1	0	1	0	0	0	6
	Willie West	1966-68	1	0	0	1	0	0	6
	Jarvis Williams	1988-93	1	0	0	1	0	0	6
	Robert Wilson	1994-96	1	0	1	0	0	0	6
	Dick Wood	1966	1	1	0	0	0	0	6
351.	Van Tiffin	1987	0	0	0	0	0	4	4
352.	Charlie Anderson	2008-09	0	0	0	0	0	0	2*
	Kevin Carter	2005-06	0	0	0	0	0	0	2*
	Mike Charles	1983-86	0	0	0	0	0	0	2*
	A.J. Duhe	1977-84	0	0	0	0	0	0	2*
	Terrence Fede	2014-17	0	0	0	0	0	0	2*
	William Fuller V	2021	0	0	0	0	0	0	2#
	Larry Gordon	1976-82	0	0	0	0	0	0	2*
	Jermaine Haley	2000-02	0	0	0	0	0	0	2*
	Julian Hill	2023-25	0	0	0	0	0	0	2#
	Reggie Howard	2004-05	0	0	0	0	0	0	2*
	Sammy Knight	2003-04	0	0	0	0	0	0	2*
	Senorise Perry	2017	0	0	0	0	0	0	2*
	Don Reese	1974-76	0	0	0	0	0	0	2*
	Cameron Wake	2009-18	0	0	0	0	0	0	2*
	George Wilson	1966	0	0	0	0	0	0	2#

** — safety* *# — two point conversion* *^ — defensive two point conversion*

INTERCEPTIONS

	PLAYER	YEARS	NO.	YDS.	AVG.	LG	TD
1.	Jake Scott	1970-75	35	425	12.1	47	0
2.	Dick Anderson	1968-77	34	792	23.3	96t	3
3.	Sam Madison	1997-05	31	487	15.7	42	2
4.	Glenn Blackwood	1979-87	29	398	13.7	50	1
	Patrick Surtain	1998-04	29	298	10.3	43	2
	Xavien Howard	2016-23	29	254	8.8	39	2
7.	Louis Oliver	1989-93, 1995-96	24	569	23.7	103t	2
	Terrell Buckley	1995-99, 2003	24	425	17.7	91t	3
	William Judson	1982-89	24	368	15.3	61t	2
10.	Gerald Small	1978-83	23	378	16.4	46t	1
11.	Curtis Johnson	1970-78	22	190	8.6	34	0
	Tim Foley	1970-80	22	96	4.4	18	0
13.	Reshad Jones	2010-19	21	361	17.2	54	4
14.	Brock Marion	1998-03	20	431	21.6	100t	2
15.	Don McNeal	1980-89	18	163	9.1	30	2
16.	Zach Thomas	1996-07	17	170	10.0	34t	4
17.	J.B. Brown	1989-96	16	293	18.3	48	1
18.	Dick Westmoreland	1966-69	15	231	15.4	42	2
19.	Troy Vincent	1992-95	14	284	20.3	69	2

ALL-TIME LEADERS

INTERCEPTIONS

	PLAYER	YEARS	NO.	YDS.	AVG.	LG	TD
	Jarvis Williams	1988-93	14	216	15.4	42	1
	Lloyd Mumphord	1969-74	14	187	13.4	51	2
	Lyle Blackwood	1981-86	14	173	12.4	45	0
	Earnie Rhone	1975-84	14	110	7.9	16	0
24.	Brent Grimes	2013-15	13	202	15.5	94t	2
	Willie West	1966-68	13	180	13.8	32	0
	Paul Lankford	1982-91	13	89	6.8	44	0
27.	Charlie Babb	1972-79	12	141	11.8	36	0
	Brian Walker	1997-98, 2000-01	12	92	7.7	31	0
29.	Jimmy Warren	1966-69	11	247	22.5	70t	1
30.	Vontae Davis	2009-11	9	124	13.8	28	1
31.	Mike Kozlowski	1979-86	8	172	21.5	38t	2
	Larry Gordon	1976-82	8	121	15.1	36	0
	Bob Matheson	1971-79	8	111	13.9	34	0
	Jason Taylor	1997-07, 2009, 2011	8	110	13.8	51t	3
	Nick Buoniconti	1969-76	8	89	11.1	24	0
	Jason Allen	2006-10	8	41	5.1	17	0
37.	Sammy Knight	2003-04	7	130	18.6	70	0
	Norris Thomas	1977-79	7	115	16.4	53t	1
	Will Allen	2006-11	7	114	16.3	32t	1
	Bobby McCain	2015-20	7	78	11.1	32	0
	André Goodman	2006-08	7	76	10.9	55	0
42.	Renaldo Hill	2006-08	6	91	15.2	24	0
	Yeremiah Bell	2004-11	6	89	14.8	29	0
	Kim Bokamper	1977-85	6	55	9.2	24t	1
	Nik Needham	2019-24	6	52	8.7	28t	1
	John Bramlett	1967-68	6	49	8.2	22	0
47.	Jevón Holland	2021-24	5	163	32.6	99t	1
	Bob Petrella	1966-71	5	104	20.8	33	0
	Kiko Alonso	2016-18	5	100	20.0	60t	1
	Bud Brown	1984-88	5	96	19.2	53	0
	Neal Colzie	1979	5	86	17.2	56	0
	Mike Kolen	1970-77	5	85	17.0	29	0
	Jerome Baker	2018-23	5	82	16.4	34	2
	Liffort Hobley	1987-93	5	61	12.2	22	0
	Fulton Walker	1981-85	5	61	12.2	30	0
	Arturo Freeman	2000-04	5	59	11.8	47	0
	Jalen Ramsey	2023-24	5	59	11.8	49	0
	Sean Smith	2009-12	5	56	11.2	31	0
	Bob Brudzinski	1981-89	5	46	9.2	19	0
	Rick Volk	1977-78	5	42	8.4	24	0
	Nolan Carroll	2010-13	5	25	5.0	24	0
	Shawn Wooden	1996-99, 2001-04	5	25	5.0	15	0
	Doug Swift	1970-75	5	17	3.4	12	0
	Don Bessillieu	1979-81	5	13	2.6	12	0
65.	Calvin Jackson	1994-99	4	105	26.3	61t	1
	Lance Schulters	2005, 2007	4	78	19.5	37	0
	Tom Erlandson	1966-67	4	68	17.0	37	1
	Jimmy Wilson	2011-14	4	57	14.3	31	0
	T.J. McDonald	2017-18	4	48	12.0	31	0
	Frank Emanuel	1966-69	4	46	12.5	24	0
	John Offerdahl	1986-93	4	44	11.0	28	0
	Tim McKyer	1990	4	40	10.0	21	0
	Randy Starks	2008-14	4	33	8.3	18	0
	Chris Clemons	2009-13	4	29	7.3	29	0
	Gene Atkins	1994-96	4	24	6.0	18	0
	Mark Brown	1983-88	4	18	4.5	13	0
	Michael Stewart	1994-96	4	11	2.8	11	0
	Tyrel Dodson	2024-25	4	7	2.3	7	0
	Dimitri Patterson	2012-13	4	7	1.8	3	0
	Tony Lippett	2015-17	4	0	0.0	0	0
81.	Minkah Fitzpatrick	2018-19, 2025	3	71	23.7	50t	1
	Vestee Jackson	1991-93	3	63	21.0	30t	1
	Eric Rowe	2019-22	3	61	20.3	35t	1
	Ed Taylor	1979-82	3	55	18.3	44	0
	Rodney Thomas	1988-90	3	52	17.3	48	0
	Brandon Jones	2020-23	3	48	16.0	40	0
	Bryan Cox	1991-95	3	38	12.7	26	0
	Travares Tillman	2005-07	3	38	12.7	22	0
	Wahoo McDaniel	1966-68	3	35	11.7	20	0
	Derrick Rodgers	1997-02	3	33	11.0	21	0
	Jerry Wilson	1996-00	3	32	10.7	19	0
	Travis Daniels	2005-07	3	31	10.3	29	0
	Steve Towle	1975-80	3	30	10.0	16	0
	Pete Jaquess	1966-67	3	27	9.0	27	1

ALL-TIME LEADERS

INTERCEPTIONS

	PLAYER	YEARS	NO.	YDS.	AVG.	LG	TD
	A.J. Duhe	1977-84	3	18	6.0	11	0
	Ed Weisacosky	1968-70	3	10	3.3	7	0
	Aubrey Beavers	1994-95	3	8	2.7	8	0
	Kader Kohou	2022-24	3	2	0.7	2	0
	Nate Jones	2008-09, 2011	3	0	0.0	0	0
100.	Donovan Rose	1986-87	2	63	31.5	36	0
	Andrew Van Ginkel	2019-23	2	56	28.0	33t	1
	Bob Neff	1966-68	2	54	27.0	22	0
	Rusty Chambers	1976-80	2	53	26.5	49	0
	Dwight Hollier	1992-99	2	47	23.5	36	0
	Walt Aikens	2014-19	2	43	21.5	43	0
	Rasul Douglas	2025	2	43	21.5	38	0
	Ken Ellis	1976	2	40	20.0	40	0
	Bobby Harden	1990-93	2	39	19.5	22	0
	Robert Sowell	1983-85, 1987	2	36	18.0	29	0
	Steven Parker	2019	2	35	17.5	35	0
	Bill Stanfill	1969-76	2	32	16.0	17t	2
	Kerry Glenn	1990-92	2	31	15.5	31t	1
	Jamar Fletcher	2001-03	2	30	15.0	30	0
	Akin Ayodele	2008-09	2	29	14.5	17	0
	Byron Maxwell	2016-17	2	29	14.5	27	0
	Dannell Ellerbe	2013-14	2	25	12.5	16	0
	Henry Stuckey	1972-74	2	25	12.5	21	0
	George Teague	1997	2	25	12.5	23	0
	Tyrone Culver	2008-09	2	24	12.0	23	0
	Derrick Shelby	2012-15	2	24	12.0	22t	1
	Joey Porter	2007-08	2	19	9.5	14	0
	Isa Abdul-Quddus	2016	2	16	8.0	9	0
	Tate Randle	1987	2	16	8.0	11	0
	Byron Jones	2020-21	2	15	7.5	15	0
	John McGeever	1966	2	15	7.5	15	0
	Tom Beier	1967, 1969	2	14	7.0	7	0
	Robert Jones	1998-00	2	14	7.0	14t	1
	Trell Hooper	1987	2	11	5.5	11	0
	Benny Sapp	2010-11	2	9	4.5	9	0
	Zach Sieler	**2019-25**	**2**	**5**	**2.5**	**5**	**1**
	Emmanuel Ogbah	2020-24	2	5	2.5	5	0
	Jeris White	1974-76	2	4	2.0	4	0
	Tyrone Braxton	1994	2	3	1.5	3	0
	Chris Green	1991-94	2	0	0.0	0	0
	Derrick Pope	2004-07	2	0	0.0	0	0
	Justin Coleman	2021	2	0	0.0	0	0
137.	Elandon Roberts	2021-22	1	85	85.0	85t	1
	Louis Delmas	2014	1	81	81.0	81t	1
	Kenny Mixon	1998-01	1	56	56.0	56t	1
	Marvin Mitchell	2011	1	55	55.0	55	0
	Jay Brophy	1984-86	1	41	41.0	41	0
	Jared Odrick	2010-14	1	39	39.0	39	0
	Zack Bowman	2015	1	38	38.0	38	0
	Kevin Burnett	2011-12	1	34	34.0	34t	1
	Dean Brown	1970	1	32	32.0	32	0
	Hugh Green	1985-91	1	28	28.0	28	0
	Earl Faison	1966	1	26	26.0	26	0
	Phillip Merling	2008-11	1	25	25.0	25t	1
	Vern Den Herder	1971-82	1	24	24.0	24	0
	Jason Marshall Jr.	**2025**	**1**	**24**	**24.0**	**24**	**0**
	Charles Cornelius	1977-78	1	21	21.0	21	0
	Ashtyn Davis	2025	1	21	21.0	21	0
	Bob Bruggers	1966-68	1	20	20.0	20	0
	Ralph Ortega	1979-80	1	17	17.0	13	0
	Jordan Phillips	2015-18	1	17	17.0	17	0
	Bacarri Rambo	2016	1	17	17.0	17	0
	Verone McKinley III	2022	1	17	17.0	17	0
	Ted Davis	1970	1	15	15.0	15	0
	Karlos Dansby	2010-12	1	14	14.0	14	0
	Rick Graf	1987-90	1	14	14.0	14	0
	Shawn Lee	1990-91	1	14	14.0	14	0
	Cameron Wake	2009-18	1	12	12.0	12	0
	Justin Bethel	2022-23	1	11	11.0	11	0
	Eli Apple	2023	1	8	8.0	8	0
	Mike Hull	2015-18	1	8	8.0	8	0
	Christian Wilkins	2019-23	1	8	8.0	8	0
	Jack Jones	2025	1	7	7.0	7	0
	Richard Marshall	2012	1	7	7.0	7	0
	Jackie Shipp	1984-88	1	7	7.0	7	0

ALL-TIME LEADERS

INTERCEPTIONS

PLAYER	YEARS	NO.	YDS.	AVG.	LG	TD
Craig Veasey	1993-94	1	7	7.0	7	0
Vince Biegel	2019	1	7	7.0	7	0
Reggie Howard	2004-05	1	5	5.0	5	0
Eric Kumerow	1988-90	1	5	5.0	5	0
Jaelan Phillips	2021-25	1	5	5.0	5	0
Anthony Walker Jr.	2024	1	5	5.0	5	0
Alex Moyer	1985-86	1	4	4.0	4	0
Greg Jeffries	1999-00	1	3	3.0	3	0
Ryan Lewis	2019	1	3	3.0	3	0
Jack Rudolph	1966	1	3	3.0	3	0
Chris Singleton	1993-96	1	3	3.0	3	0
Brendon Ayanbadejo	2003-04	1	2	2.0	2	0
Larry Ball	1972-74, 1977-78	1	2	2.0	2	0
Mike Charles	1983-86	1	2	2.0	2	0
Channing Crowder	2005-10	1	2	2.0	2	0
Mike Reichenbach	1990-91	1	2	2.0	2	0
Randall Edmunds	1968-69	1	1	1.0	1	0
Bruce Alexander	1992-93	1	0	0.0	0	0
Bob Baumhower	1977-86	1	0	0.0	0	0
Ethan Bonner	**2023-25**	**1**	**0**	**0.0**	**0**	**0**
Tim Bowens	1994-04	1	0	0.0	0	0
Jeff Cross	1989-95	1	0	0.0	0	0
DeShon Elliott	2023	1	0	0.0	0	0
Scott Galyon	2000-02	1	0	0.0	0	0
Jermaine Haley	2000-02	1	0	0.0	0	0
Neville Hewitt	2015-17	1	0	0.0	0	0
Sean Hill	1994-96	1	0	0.0	0	0
Noah Igbinoghene	2020-22	1	0	0.0	0	0
Mack Lamb	1967-68	1	0	0.0	0	0
Chris Lammons	2019	1	0	0.0	0	0
Michael Lehan	2006-08	1	0	0.0	0	0
Darrell Malone	1992-94	1	0	0.0	0	0
Ifeatu Melifonwu	2025	1	0	0.0	0	0
Brice McCain	2015	1	0	0.0	0	0
Cliff Odom	1990-93	1	0	0.0	0	0
Muhammad Oliver	1994	1	0	0.0	0	0
Jamal Perry	2019-21	1	0	0.0	0	0
Vern Roberson	1977	1	0	0.0	0	0
Bryant Salter	1976	1	0	0.0	0	0
Terrance Shaw	2000	1	0	0.0	0	0
Donnie Spragan	2005-07	1	0	0.0	0	0
R.J. Stanford	2012-14	1	0	0.0	0	0
Michael Thomas	2013-17	1	0	0.0	0	0
Reggie Torbor	2008-09	1	0	0.0	0	0
Jason Trusnik	2011-14	1	0	0.0	0	0
Jay Williams	2002-04	1	0	0.0	0	0
Jeff Zgonina	2003-06	1	0	0.0	0	0
Daryl Gardener	1996-01	1	-1	-1.0	-1	0

ALL-TIME LEADERS

SACKS

	PLAYER	YEARS	NO
1.	Jason Taylor	1997-2007, 2009, 2011	131.0
2.	Cameron Wake	2009-18	98.0
3.	Bill Stanfill	1969-76	69.5
4.	Doug Betters	1978-87	65.5
5.	Vern Den Herder	1971-82	64.0
6.	Jeff Cross	1988-95	59.5
7.	Trace Armstrong	1995-2000	56.5
8.	Bob Baumhower	1977-86	39.5
	Kim Bokamper	1977-85	39.5
10.	A.J. Duhe	1977-84	38.5

KICKOFF RETURNS (Yards)

	PLAYER	YEARS	NO.	YDS.	AVG.	LG	TD
1.	Wes Welker	2004-06	166	3,756	22.6	95t	1
2.	Ted Ginn, Jr.	2007-09	147	3,386	23.0	101t	2
3.	Mercury Morris	1969-75	111	2,947	26.5	105t	3
4.	Fulton Walker	1981-85	123	2,944	23.9	90t	1
5.	Brock Marion	1998-03	107	2,517	23.5	93	0
6.	Jakeem Grant Sr.	2016-21	89	2,206	24.8	102t	2
7.	O.J. McDuffie	1993-01	92	2,103	22.9	48	0
8.	Irving Spikes	1994-97	89	2,058	23.1	59	0
9.	Lorenzo Hampton	1985-89	96	2,025	21.1	46	0
10.	Marcus Thigpen	2012-13	77	1,910	24.8	96t	1

PUNT RETURNS (Yards)

	PLAYER	YEARS	NO.	FC	YDS.	AVG.	LG	TD
1.	Jake Scott	1970-75	127	55	1,330	10.5	77t	1
2.	Wes Welker	2004-06	127	64	1,232	9.7	71	0
3.	Davone Bess	2008-12	115	85	1,196	10.4	47	0
4.	O.J. McDuffie	1993-01	127	91	1,127	8.9	72t	2
5.	Jakeem Grant Sr.	2016-21	101	28	978	9.7	88t	3
6.	Tom Vigorito	1981-85	79	22	830	10.5	87t	2
7.	Freddie Solomon	1975-77	71	5	810	11.4	79t	2
8.	Jarvis Landry	2014-17	89	53	804	9.0	69t	1
9.	Scott Schwedes	1987-90	75	18	732	9.8	70t	1
10.	Jeff Ogden	2000-01	51	22	700	13.7	81t	1

TOP 20 SEASON LEADERS

RUSHING YARDS

	NAME	YEAR	YARDS
1.	Ricky Williams	2002	1,853
2.	Ricky Williams	2003	1,372
3.	**De'Von Achane**	**2025**	**1,350**
4.	Jay Ajayi	2016	1,272
5.	Delvin Williams	1978	1,258
6.	Lamar Smith	2000	1,139
7.	Ricky Williams	2009	1,121
8.	Larry Csonka	1972	1,117
9.	Karim Abdul-Jabbar	1996	1,116
10.	Lamar Miller	2014	1,099
11.	Reggie Bush	2011	1,086
12.	Larry Csonka	1971	1,051
13.	Raheem Mostert	2023	1,012
14.	Ronnie Brown	2006	1,008
15.	Larry Csonka	1973	1,003
16.	Mercury Morris	1972	1,000
17.	Reggie Bush	2012	986
18.	Lamar Smith	2001	968
19.	Karim Abdul-Jabbar	1998	960
20.	Mercury Morris	1973	954

PASSING YARDS

	NAME	YEAR	YARDS
1.	Dan Marino	1984	5,084
2.	Dan Marino	1986	4,746
3.	Tua Tagovailoa	2023	4,624
4.	Dan Marino	1994	4,453
5.	Dan Marino	1988	4,434
6.	Ryan Tannehill	2015	4,208
7.	Dan Marino	1985	4,137
8.	Dan Marino	1992	4,116
9.	Ryan Tannehill	2014	4,045
10.	Dan Marino	1989	3,997
11.	Dan Marino	1991	3,970
12.	Ryan Tannehill	2013	3,913
13.	Dan Marino	1997	3,780
14.	Dan Marino	1995	3,668
15.	Chad Pennington	2008	3,653
16.	Dan Marino	1990	3,563
17.	Tua Tagovailoa	2022	3,548
18.	Ryan Fitzpatrick	2019	3,529
19.	Dan Marino	1998	3,497
20.	Chad Henne	2010	3,301

PASSING TOUCHDOWNS

	NAME	YEAR	TDs
1.	Dan Marino	1984	48
2.	Dan Marino	1986	44
3.	Dan Marino	1985	30
	Dan Marino	1994	30
5.	Tua Tagovailoa	2023	29
6.	Dan Marino	1988	28
7.	Ryan Tannehill	2014	27
8.	Dan Marino	1987	26
9.	Dan Marino	1991	25
	Tua Tagovailoa	2022	25
11.	Dan Marino	1989	24
	Dan Marino	1992	24
	Dan Marino	1995	24
	Ryan Tannehill	2013	24
	Ryan Tannehill	2015	24
16.	Dan Marino	1998	23
17.	Bob Griese	1977	22
18.	Bob Griese	1968	21
	Dan Marino	1990	21
20.	Dan Marino	1983	20
	Jay Fiedler	2001	20
	Ryan Fitzpatrick	2019	20

RECEPTIONS

	NAME	YEAR	REC
1.	Tyreek Hill	2022	119
	Tyreek Hill	2023	119
3.	Jarvis Landry	2017	112
4.	Jarvis Landry	2015	110
5.	Jaylen Waddle	2021	104
6.	Jarvis Landry	2016	94
7.	O.J. McDuffie	1998	90
8.	Jonnu Smith (TE)	2024	88
9.	Mark Clayton	1988	86
	Brandon Marshall	2010	86
11.	Jarvis Landry	2014	84
12.	Chris Chambers	2005	82
13.	Brandon Marshall	2011	81
	Tyreek Hill	2024	81
15.	Davone Bess	2010	79
16.	**De'Von Achane (RB)**	**2024**	**78**
17.	O.J. McDuffie	1997	76
	Davone Bess	2009	76
	Brian Hartline	2013	76
20.	Terry Kirby (RB)	1993	75
	Jaylen Waddle	2022	75

RECEIVING YARDS

	NAME	YEAR	YARDS
1.	Tyreek Hill	2023	1,799
2.	Tyreek Hill	2022	1,710
3.	Mark Clayton	1984	1,389
4.	Jaylen Waddle	2022	1,356
5.	Mark Duper	1986	1,313
6.	Mark Duper	1984	1,306
7.	Irving Fryar	1994	1,270
8.	Brandon Marshall	2011	1,214
9.	DeVante Parker	2019	1,202
10.	Jarvis Landry	2015	1,157
11.	Mark Clayton	1986	1,150
12.	Jarvis Landry	2016	1,136
13.	Mark Clayton	1988	1,129
14.	Chris Chambers	2005	1,118
15.	Mark Duper	1991	1,085
16.	Brian Hartline	2012	1,083
17.	Mark Clayton	1991	1,053
18.	O.J. McDuffie	1998	1,050
19.	Tony Martin	1999	1,037
20.	Brian Hartline	2013	1,016

TOP 20 SEASON LEADERS

POINTS

	NAME	YEAR	POINTS
1.	Olindo Mare	1999	144
	Jason Sanders	2020	144
3.	Jason Sanders	2024	137
4.	Jason Sanders	2023	130
5.	Caleb Sturgis	2014	128
6.	Raheem Mostert	2023	126
7.	Pete Stoyanovich	1992	124
8.	Pete Stoyanovich	1991	121
9.	Jason Sanders	2022	119
10.	Pete Stoyanovich	1995	118
11.	Garo Yepremian	1971	117
	Olindo Mare	1997	117
	Olindo Mare	2000	117
14.	Fuad Reveiz	1985	116
15.	Garo Yepremian	1972	115
	Dan Carpenter	2010	115
17.	Olindo Mare	2002	114
18.	Garo Yepremian	1973	113
	Dan Carpenter	2011	113
20.	Dan Carpenter	2009	112

TACKLES

	NAME	YEAR	TACKLES
1.	Steve Towle	1976	217
2.	Zach Thomas	2002	195
3.	Zach Thomas	2003	184
4.	**Jordyn Brooks**	**2025**	**183**
5.	Zach Thomas	1996	180
	Zach Thomas	2001	180
6.	Rusty Chambers	1979	178
7.	Earnie Rhone	1981	171
8.	Zach Thomas	2004	168
9.	Zach Thomas	1999	167
10.	Zach Thomas	2005	166
11.	Zach Thomas	2006	165
12.	Steve Towle	1975	164
13.	Nick Buoniconti	1973	162
14.	Zach Thomas	1998	160
15.	Rusty Chambers	1978	151
16.	Zach Thomas	1997	149
17.	Bryan Cox	1994	147
18.	Nick Buoniconti	1972	146
	Bob Baumhower	1979	146

SACKS

	NAME	YEAR	SACKS
1.	Bill Stanfill	1973	18.5
	Jason Taylor	2002	18.5
3.	Joey Porter	2008	17.5
4.	Trace Armstrong	2000	16.5
5.	Doug Betters	1983	16.0
6.	Adewale Ogunleye	2003	15.0
	Cameron Wake	2012	15.0
8.	Jason Taylor	2000	14.5
9.	Doug Betters	1984	14.0
	Bryan Cox	1992	14.0
	Cameron Wake	2010	14.0
12.	Jason Taylor	2006	13.5
13.	Jason Taylor	2003	13.0
14.	Trace Armstrong	1996	12.0
	Jason Taylor	2005	12.0
16.	Jeff Cross	1990	11.5
	Olivier Vernon	2013	11.5
	Cameron Wake	2014	11.5
	Cameron Wake	2016	11.5
20.	Mel Branch	1968	11.0
	Vern Den Herder	1975	11.0
	Jason Taylor	2007	11.0
	Bradley Chubb	2023	11.0

INTERCEPTIONS

	NAME	YEAR	INTs
1.	Dick Westmoreland	1967	10
	Xavien Howard	2020	10
3.	Willie West	1966	8
	Dick Anderson	1968	8
	Dick Anderson	1970	8
	Dick Anderson	1973	8
	Jake Scott	1974	8
	Terrell Buckley	1998	8
	Sam Madison	1998	8
10.	Jake Scott	1971	7
	Gerald Small	1980	7
	Sam Madison	1999	7
	Brian Walker	2000	7
	Patrick Surtain	2003	7
	Xavien Howard	2018	7
16.	Jake Scott	1975	6
	Tim Foley	1978	6
	William Judson	1983	6
	Glenn Blackwood	1984	6
	Glenn Blackwood	1985	6
	Terrell Buckley	1996	6
	Patrick Surtain	2002	6

DOLPHINS OUTSTANDING PERFORMANCES

GAMES OF 300+ PASSING YARDS

	PLAYER	DATE	OPPONENT	ATT.	COMP.	YDS.	TD	INT.	LG
	Dan Marino	10/23/88	N.Y. JETS	60	35	521	3	5	56
	Dan Marino	9/4/94	NEW ENGLAND	42	23	473	5	1	64t
	Dan Marino	12/2/84	L.A. RAIDERS	57	35	470	4	2	64
	Tua Tagovailoa	9/18/22	at Baltimore	50	36	469	6	2	60t
	Tua Tagovailoa	9/10/23	at L.A. Chargers	45	28	466	3	1	47
	Dan Marino	10/1/95	at Cincinnati	48	33	450	2	1	58
	Dan Marino	9/21/86	at N.Y. Jets	50	30	448	6	2	46t
	Dan Marino	9/25/94	at Minnesota	54	29	431	3	3	43
	Ryan Tannehill	9/30/12	at Arizona	41	26	431	1	2	80t
	Dan Marino	9/30/84	at St. Louis	36	24	429	3	0	51
	Dan Marino	9/24/89	N.Y. JETS	55	33	427	3	2	43t
	Dan Marino	11/4/84	at N.Y. Jets	42	23	422	2	2	54
*	Dan Marino	12/30/95	at Buffalo	64	33	422	2	3	45t
*	Dan Marino	1/6/85	PITTSBURGH	32	21	421	4	1	41
	Ryan Fitzpatrick	12/22/19	CINCINNATI	52	31	419	4	1	51
	Chad Henne	9/12/11	New England	49	30	416	2	1	31
	Joey Harrington	10/22/06	GREEN BAY	62	33	414	2	3	44
	David Woodley	10/25/81	at Dallas	37	21	408	3	5	69t
	Dan Marino	12/9/84	at Indianapolis	41	29	404	4	1	42
	Dan Marino	11/16/86	at Buffalo	54	39	404	4	0	39
	Dan Marino	12/12/88	CLEVELAND	50	30	404	4	3	46
*	Don Strock	1/2/82	SAN DIEGO	43	29	403	4	1	50t
	Dan Marino	12/14/86	at L.A. Rams	46	29	403	5	1	69t
	Ryan Tannehill	12/21/14	MINNESOTA	47	35	396	4	1	41
	Dan Marino	12/20/87	WASHINGTON	50	22	393	3	1	59t
	Dan Marino	10/10/99	at Indianapolis	38	25	393	2	0	62
	Dan Marino	9/29/85	at Denver	43	25	390	3	0	73
	Dan Marino	11/23/97	at New England	60	38	389	0	3	27
	Ryan Tannehill	9/18/16	at New England	45	32	387	2	2	33
	Tua Tagovailoa	10/30/22	at Detroit	36	29	382	3	0	42
	Brock Osweiler	10/14/18	CHICAGO	44	28	380	3	2	75t
	Dan Marino	12/13/87	at Philadelphia	39	25	376	3	1	54
	Dan Marino	10/12/97	at N.Y. Jets	38	27	372	2	0	36t
	Bernie Kosar	10/15/95	at New Orleans	42	29	368	3	2	31t
	Dan Marino	12/9/90	PHILADELPHIA	54	27	365	2	0	37
	Steve DeBerg	12/5/93	N.Y. Giants	41	26	365	1	2	44
	Ryan Fitzpatrick	12/1/19	PHILADELPHIA	39	27	365	3	1	43t
	Tua Tagovailoa	11/28/24	at Green Bay	46	37	365	2	0	30
	Chad Henne	9/26/10	N.Y. JETS	44	26	363	2	1	40
	Dan Marino	11/10/85	N.Y. JETS	37	21	362	3	3	60
	Tua Tagovailoa	1/3/21	at Buffalo	58	35	361	1	3	31
	Gus Frerotte	11/13/05	NEW ENGLAND	47	25	360	2	1	47
	Dan Marino	11/6/88	at New England	51	29	359	1	2	32
	Dan Marino	11/12/89	at N.Y. Jets	34	18	359	3	2	78t
	Dan Marino	11/27/94	at N.Y. Jets	44	31	359	4	2	28t
	Ryan Tannehill	9/20/15	at Jacksonville	44	30	359	2	0	48
	Dan Marino	10/25/92	INDIANAPOLIS	45	25	355	2	3	48t
	Dan Marino	12/21/98	DENVER	38	23	355	4	1	56t
	Dan Marino	11/27/88	at N.Y. Jets	35	17	353	5	0	80t
	Ryan Tannehill	11/29/15	at N.Y. Jets	58	33	351	3	1	40
	Ryan Tannehill	1/3/16	NEW ENGLAND	38	25	350	2	0	46
	Ryan Fitzpatrick	10/11/20	at San Francisco	28	22	350	3	0	70
	Bob Griese	11/20/78	at Houston	33	23	349	2	1	47
	Chad Henne	12/20/09	at Tennessee	46	29	349	1	3	57
	Ryan Tannehill	12/14/14	at New England	47	29	346	1	2	50
	Dan Marino	12/8/85	at Green Bay	44	30	345	5	1	61
	Scott Mitchell	10/31/93	KANSAS CITY	33	22	344	3	0	77t
	Steve DeBerg	12/13/93	PITTSBURGH	44	27	344	1	2	47
	Dan Marino	12/3/95	ATLANTA	50	35	343	2	2	32
	Chad Pennington	11/23/08	NEW ENGLAND	41	24	341	3	1	46
	Dan Marino	12/17/84	DALLAS	40	23	340	4	2	63
	Dan Marino	12/24/89	KANSAS City	47	28	339	3	1	35
	Dan Marino	11/18/84	at San Diego	41	28	338	2	1	32
	Tua Tagovailoa	9/8/24	JACKSONVILLE	37	23	338	1	0	80t
	Dan Marino	10/12/86	BUFFALO	41	24	337	1	1	39
	Chad Henne	12/6/09	NEW ENGLAND	52	29	335	2	1	29
	Dan Marino	10/22/89	GREEN BAY	37	24	333	2	2	61
	Dan Marino	11/12/95	NEW ENGLAND	37	27	333	2	2	31t
	Dan Marino	11/1/87	PITTSBURGH	31	25	332	4	2	50t

DOLPHINS OUTSTANDING PERFORMANCES

GAMES OF 300+ PASSING YARDS

	PLAYER	DATE	OPPONENT	ATT.	COMP.	YDS.	TD	INT.	LG
	Ryan Tannehill	12/1/13	at N.Y. Jets	43	28	331	2	1	31t
	Tua Tagovailoa	12/8/24	N.Y. JETS	47	33	331	2	0	21
	Dan Marino	11/17/85	at Indianapolis	37	22	330	1	0	42
	Dan Marino	9/15/85	INDIANAPOLIS	48	29	329	2	0	26
	Dan Marino	10/16/88	SAN DIEGO	45	26	329	1	0	51
	Ryan Tannehill	12/27/15	INDIANAPOLIS	38	26	329	0	1	49
	Tua Tagovailoa	10/17/21	at Jacksonville	47	33	329	2	1	32
	Teddy Bridgewater	10/16/22	MINNESOTA	34	23	329	2	2	49
	Jay Fiedler	12/28/03	N.Y. JETS	29	21	328	1	1	59
	Ryan Fitzpatrick	9/20/20	BUFFALO	47	31	328	2	0	27
	Bob Griese	9/14/69	at Cincinnati	39	19	327	1	2	50
	Dan Marino	11/18/91	BUFFALO	42	23	326	2	2	41
	Tua Tagovailoa	11/19/23	LAS VEGAS	39	28	325	2	1	38t
	Dan Marino	9/7/97	TENNESSEE	43	24	324	0	0	50
	Tua Tagovailoa	10/29/23	NEW ENGLAND	45	30	324	3	1	42t
*	Dan Marino	1/12/91	at Buffalo	49	23	323	3	2	64t
	Dan Marino	10/12/98	at Jacksonville	49	30	323	2	1	28
	Ryan Fitzpatrick	11/17/19	BUFFALO	45	32	323	0	0	50
	Don Strock	12/15/79	N.Y. JETS	41	26	322	1	2	38
	Dan Marino	10/9/83	BUFFALO	29	19	322	3	2	63
	Dan Marino	9/14/92	at Cleveland	35	25	322	1	0	47
	Dan Marino	12/27/99	N.Y. JETS	52	29	322	3	3	32t
	Chad Henne	12/27/09	HOUSTON	55	35	322	1	1	35
	Dan Marino	10/14/84	HOUSTON	32	25	321	3	0	32
	Dan Marino	10/6/91	at New England	38	25	321	2	0	34
	Dan Marino	11/16/92	BUFFALO	33	22	321	2	1	55
	Dan Marino	12/13/98	N.Y. JETS	57	30	321	1	1	31
	Dan Marino	12/27/98	at Atlanta	36	21	320	1	2	50
	Jay Fiedler	12/22/01	at New England	37	21	320	1	0	44
	Ryan Fitzpatrick	12/29/19	at New England	41	28	320	1	0	28
	Ryan Tannehill	9/15/13	at Indianapolis	34	23	319	1	0	67
	Ryan Tannehill	9/25/16	Cleveland	39	25	319	3	2	42t
**	Dan Marino	1/20/85	vs. San Francisco	50	29	318	1	2	30
	Trent Green	9/23/07	at N.Y. Jets	36	23	318	1	1	43
	Tua Tagovailoa	11/24/24	NEW ENGLAND	40	29	317	4	0	29
	Dan Marino	10/21/84	at New England	39	24	316	4	1	28
	Tua Tagovailoa	12/13/20	KANSAS CITY	48	28	316	2	1	29t
	Cleo Lemon	12/16/07	BALTIMORE	39	23	315	1	0	64t
	Ryan Fitzpatrick	10/4/20	SEATTLE	45	29	315	0	2	26
	Tua Tagovailoa	9/14/25	NEW ENGLAND	32	26	315	2	1	47
	Chad Pennington	10/26/08	BALTIMORE	30	22	314	1	0	64
	Dan Marino	12/5/99	INDIANAPOLIS	38	24	313	3	1	33t
	Dan Marino	11/20/94	at Pittsburgh	45	31	312	1	1	45
	Ryan Tannehill	12/15/13	NEW ENGLAND	37	25	312	3	0	39t
	Dan Marino	9/2/84	at Washington	28	21	311	5	0	74
	Dan Marino	12/4/94	BUFFALO	42	25	311	3	3	45t
	Jay Cutler	11/5/17	Oakland	42	34	311	3	0	27
	Dan Marino	12/7/97	DETROIT	39	24	310	2	1	27t
	Jay Fiedler	9/29/02	at Kansas City	45	29	310	1	4	38
	Ryan Tannehill	11/24/13	CAROLINA	42	28	310	1	1	57
	Tua Tagovailoa	12/25/22	GREEN BAY	25	16	310	1	3	84t
	Tua Tagovailoa	9/24/23	DENVER	26	23	309	4	0	54t
	David Woodley	9/27/81	at Baltimore	30	19	309	2	0	48
	Tua Tagovailoa	10/8/23	N.Y. GIANTS	30	22	308	2	2	69t
	John Stofa	12/18/66	HOUSTON	38	22	307	4	2	48t
	Dan Marino	12/1/91	TAMPA BAY	32	20	307	2	0	51
	Chad Henne	11/28/10	at Oakland	30	17	307	2	1	57t
	Ryan Tannehill	10/6/13	BALTIMORE	40	21	307	1	0	49
	Ryan Tannehill	11/8/15	at Buffalo	35	26	307	0	0	46
	Bob Griese	10/17/76	KANSAS CITY	35	25	306	1	2	39
	Chad Henne	10/4/10	NEW ENGLAND	38	28	305	2	3	28t
	Dan Marino	12/4/88	INDIANAPOLIS	32	26	304	3	1	55
	Dan Marino	11/30/86	ATLANTA	40	20	303	2	4	54t
	Dan Marino	10/25/87	BUFFALO	36	24	303	4	0	25t
	A.J. Feeley	12/5/04	BUFFALO	51	25	303	3	5	36
	Dan Marino	10/20/85	TAMPA BAY	39	27	302	3	1	42
	Tua Tagovailoa	11/6/22	at Chicago	30	21	302	3	0	39
	Dan Marino	9/28/86	SAN FRANCISCO	46	27	301	1	4	24
	Dan Marino	12/10/89	NEW ENGLAND	32	21	300	0	1	36
	Ryan Tannehill	10/29/15	at New England	44	28	300	0	2	29

DOLPHINS OUTSTANDING PERFORMANCES

GAMES OF 100+ RECEIVING YARDS

PLAYER	DATE	OPPONENT	NO.	YDS.	TD	LG
Brian Hartline	9/30/12	at Arizona	12	253	1	80t
Chris Chambers	12/4/05	BUFFALO	15	238	1	57
Mark Duper	11/10/85	N.Y. JETS	8	217	2	60t
Tyreek Hill	9/10/23	at L.A. Chargers	11	215	2	47
Irving Fryar	9/4/94	NEW ENGLAND	5	211	3	54t
Nat Moore	10/4/81	N.Y. JETS	7	210	2	52
Mark Duper	10/9/83	BUFFALO	7	202	2	63
Tyreek Hill	9/18/22	at Baltimore	11	190	2	60t
Tyreek Hill	10/30/22	at Detroit	12	188	0	42
Tyreek Hill	10/8/23	N.Y. GIANTS	8	181	1	69t
Duriel Harris	10/28/79	GREEN BAY	10	180	1	37t
Kenny Stills	11/19/17	TAMPA BAY	7	180	1	61t
Mark Duper	9/2/84	at Washington	6	178	2	74t
Mark Clayton	12/2/84	L.A. RAIDERS	9	177	2	64t
Tyreek Hill	10/16/22	MINNESOTA	12	177	0	28
Ted Ginn, Jr.	10/26/08	BUFFALO	7	175	0	64
Mark Clayton	9/21/86	at N.Y. Jets	8	174	1	42
Mark Duper	9/23/84	INDIANAPOLIS	7	173	2	80t
Jaylen Waddle	9/18/22	at Baltimore	11	171	2	59
Mark Duper	12/20/87	WASHINGTON	6	170	3	59t
Tony Martin	10/10/99	at Indianapolis	10	166	1	40
Brandon Marshall	9/26/10	N.Y. JETS	10	166	1	40
Duriel Harris	10/25/81	at Dallas	6	165	0	45
Jarvis Landry	11/29/15	at N.Y. Jets	13	165	1	40
Jimmy Cefalo	10/25/81	at Dallas	5	164	1	69t
Mark Duper	9/30/84	at St. Louis	8	164	0	51
Tyreek Hill	10/15/23	CAROLINA	6	163	1	47
Bo Roberson	12/4/66	at Denver	6	161	0	71
Irving Fryar	9/25/94	at Minnesota	6	160	0	43
Tyreek Hill	9/29/22	at Cincinnati	10	160	0	64
DeVante Parker	12/1/19	PHILADELPHIA	7	159	2	43t
Tyreek Hill	9/24/23	DENVER	9	157	1	54t
Tyreek Hill	12/3/23	at Washington	5	157	2	78t
Paul Warfield	11/14/71	PITTSBURGH	3	158	3	86t
Mark Duper	11/4/84	at N.Y. Jets	7	155	0	54
Albert Wilson	10/14/18	CHICAGO	6	155	2	75t
Mark Duper	9/21/86	at N.Y. Jets	7	154	2	46t
* O.J. McDuffie	12/30/95	at Buffalo	11	154	1	31
Mark Clayton	10/23/88	N.Y. JETS	10	153	2	45t
Oronde Gadsden	12/27/98	at Atlanta	9	153	0	50
Chris Chambers	12/28/03	N.Y. JETS	9	153	1	24
Mark Clayton	12/17/84	DALLAS	4	150	3	63t
* Mark Duper	1/6/85	PITTSBURGH	5	148	2	41t
Terry Kirby	12/19/93	Buffalo	9	148	1	30t
Paul Warfield	9/19/71	at Denver	6	146	1	36
Chris Chambers	1/2/05	at Baltimore	4	146	1	76t
Tyreek Hill	12/4/22	at San Francisco	9	146	1	45t
Tyreek Hill	11/19/23	LAS VEGAS	10	146	1	38t
Duriel Harris	11/8/81	at New England	8	145	0	55
Mark Duper	12/14/86	at L.A. Rams	5	145	3	69t
Nat Moore	12/17/77	BUFFALO	5	144	1	67
Jaylen Waddle	11/24/24	NEW ENGLAND	8	144	1	29
Mark Clayton	9/30/84	at St. Louis	5	143	1	42
Mark Clayton	9/7/86	at San Diego	5	143	2	49t
Brandon Marshall	12/24/11	at New England	6	143	1	47
Tyreek Hill	11/6/22	at Chicago	7	143	1	39
Jaylen Waddle	12/25/22	GREEN BAY	5	143	1	84t
Jaylen Waddle	12/17/23	N.Y. JETS	8	142	1	60t
Otto Stowe	11/27/72	ST. LOUIS	6	140	2	37t
* Paul Warfield	12/25/71	at Kansas City	7	140	0	42
Paul Warfield	11/17/74	BUFFALO	4	139	1	54
Fred Barnett	12/8/96	N.Y. GIANTS	4	139	0	66
Brandon Marshall	9/12/11	New England	7	139	0	31
Mark Clayton	9/1/91	at Buffalo	6	138	2	43t
Chris Chambers	12/15/02	OAKLAND	7	138	0	40
Patrick Cobbs	10/12/08	at Houston	3	138	2	80t
O.J. McDuffie	10/27/97	CHICAGO	7	137	0	55
DeVante Parker	12/29/19	at New England	8	137	0	28
Jaylen Waddle	11/28/21	CAROLINA	9	137	1	57
Lamar Thomas	12/21/98	DENVER	6	136	3	56t
O.J. McDuffie	9/7/97	TENNESSEE	8	135	0	50
Jarvis Landry	9/18/16	at New England	10	135	0	33
Kenny Stills	12/9/18	NEW ENGLAND	8	135	1	43

DOLPHINS OUTSTANDING PERFORMANCES

GAMES OF 100+ RECEIVING YARDS

	PLAYER	DATE	OPPONENT	NO.	YDS.	TD	LG
	DeVante Parker	11/17/19	BUFFALO	7	135	0	50
	Mark Duper	10/30/83	L.A. RAMS	7	134	1	46t
	Mark Duper	12/9/91	CINCINNATI	7	134	1	43t
	DeVante Parker	10/25/18	at Houston	6	134	0	46
	Paul Warfield	12/10/72	at N.Y. Giants	4	132	1	44
	Mark Duper	10/23/88	N Y. JETS	6	132	0	56
	O.J. McDuffie	11/8/98	INDIANAPOLIS	9	132	2	61t
	Mike Gesicki	9/20/20	BUFFALO	8	130	1	27
	Tyreek Hill	9/8/24	JACKSONVILLE	7	130	1	80t
	Mark Duper	10/15/89	at Cincinnati	5	129	0	41
	Davone Bess	11/25/12	Seattle	7	129	0	39
	Jaylen Waddle	10/16/22	MINNESOTA	6	129	0	49
	Bo Roberson	9/18/66	at Buffalo	5	128	1	54t
	Marlin Briscoe	11/12/72	NEW ENGLAND	4	128	2	51t
	Mark Clayton	12/3/89	at Kansas City	9	128	1	47
	Chris Chambers	10/24/04	ST. LOUIS	3	128	1	71t
	Duriel Harris	10/9/77	at Baltimore	4	127	0	47
	Nat Moore	9/30/79	at N.Y. Jets	8	127	1	36
	Mark Clayton	12/9/84	at Indianapolis	9	127	1	32
	Brandon Marshall	10/17/10	at Green Bay	10	127	0	23
	Brian Hartline	12/1/13	at N.Y. Jets	9	127	1	31t
	Mike Wallace	11/24/13	CAROLINA	5	127	1	57
	Jack Clancy	12/3/67	at Houston	7	126	1	44t
*	Paul Warfield	1/2/72	BALTIMORE	2	125	1	75t
	Mark Clayton	11/12/89	at N.Y. Jets	4	125	1	78t
	Mark Duper	10/7/90	N.Y. JETS	5	125	2	69t
	Howard Twilley	11/3/68	at San Diego	7	124	1	38
	Nat Moore	10/10/76	at Baltimore	3	124	1	67t
	Chris Chambers	12/22/01	at New England	7	124	0	44
	Mark Duper	9/13/87	at New England	9	123	2	26
	Oronde Gadsden	10/10/99	at Indianapolis	4	123	1	62
	Marty Booker	10/10/04	at New England	7	123	0	45
	Davone Bess	9/30/12	at Arizona	7	123	0	21
	Paul Warfield	10/10/70	at N.Y. Jets	5	122	1	40
	Mark Clayton	11/3/85	at New England	7	122	0	39
	Mark Clayton	10/29/89	at Buffalo	7	122	1	44t
	Mel Baker	12/15/74	NEW ENGLAND	4	121	2	46t
	Nat Moore	9/23/79	CHICAGO	5	121	0	36
	Mark Duper	11/20/83	BALTIMORE	5	121	1	85t
	O.J. McDuffie	10/20/96	at Philadelphia	7	121	2	36
	Chris Chambers	12/11/05	at San Diego	8	121	2	35t
	Chris Chambers	12/3/06	JACKSONVILLE	8	121	0	46
	Jaylen Waddle	10/29/23	NEW ENGLAND	7	121	1	31t
	Paul Warfield	10/3/70	OAKLAND	3	120	2	54t
	Tony Nathan	9/29/85	at Denver	10	120	0	73
	Tony Martin	9/10/00	at Minnesota	6	120	0	44
	Rishard Matthews	11/11/13	at Tampa Bay	11	120	2	19t
	Jarvis Landry	9/25/16	Cleveland	7	120	1	42t
	Duriel Harris	11/18/79	at Cleveland	4	119	0	51
	Fred Banks	12/10/89	NEW ENGLAND	6	119	0	36
	Oronde Gadsden	10/23/00	at N.Y. Jets	7	119	0	29
	DeVante Parker	11/29/20	at N.Y. Jets	8	119	0	25
	Tony Nathan	9/28/80	NEW ORLEANS	7	118	0	22
	Mark Duper	10/16/88	SAN DIEGO	7	118	1	51
	Fred Banks	12/12/88	CLEVELAND	6	118	0	46
*	O.J. McDuffie	1/9/99	at Denver	9	118	0	23
	Tony Martin	10/17/99	at New England	7	118	1	69t
	Chris Chambers	9/7/03	HOUSTON	7	118	2	57t
	Duriel Harris	9/9/79	SEATTLE	5	117	0	51
*	Mark Duper	12/31/83	SEATTLE	9	117	1	32t
	Ferrell Edmunds	11/27/88	at N.Y. Jets	2	117	1	80t
	Mark Ingram	11/27/94	at N.Y. Jets	9	117	4	28t
	Davone Bess	12/6/09	NEW ENGLAND	10	117	1	19
	Duriel Harris	11/12/76	BALTIMORE	5	116	0	44
	Duriel Harris	11/25/79	at Baltimore	7	116	2	31t
	Mark Clayton	11/27/88	at N.Y. Jets	7	116	2	31t
	Oronde Gadsden	11/25/01	at Buffalo	8	116	0	42
	DeVante Parker	1/3/21	at Buffalo	7	116	0	31
	Mark Duper	11/30/86	ATLANTA	4	115	1	54t
	Marty Booker	11/23/06	at Detroit	7	115	2	48
	Mike Wallace	9/15/13	at Indianapolis	9	115	1	34
	Rishard Matthews	9/20/15	at Jacksonville	6	115	0	48
	Mike Gesicki	10/17/21	at Jacksonville	8	115	0	32

DOLPHINS OUTSTANDING PERFORMANCES

GAMES OF 100+ RECEIVING YARDS

	PLAYER	DATE	OPPONENT	NO.	YDS.	TD	LG
	Tyreek Hill	12/8/24	N.Y. JETS	10	115	1	21
	Jack Clancy	11/19/67	at Oakland	8	114	0	39
	Nat Moore	9/25/77	at San Francisco	3	114	2	73t
	Duriel Harris	11/30/81	PHILADELPHIA	9	114	1	39
*	Tony Nathan	1/2/82	SAN DIEGO	9	114	1	32
	Freddie Solomon	12/5/76	BUFFALO	5	114	1	53t
*	Tony Nathan	1/6/85	PITTSBURGH	8	114	0	30
	Oronde Gadsden	1/2/00	at Washington	9	114	1	26
	Brian Hartline	9/8/13	at Cleveland	9	114	1	34t
	Charles Clay	12/21/14	MINNESOTA	6	114	0	41
	Jaylen Waddle	12/17/22	at Buffalo	3	114	1	67t
	Jaylen Waddle	11/24/23	at N.Y. Jets	8	114	0	32
	Joe Auer	9/17/67	DENVER	2	113	1	68t
	Marlin Briscoe	9/15/74	at New England	9	113	1	20
	Nat Moore	11/2/75	at Chicago	4	113	1	79t
	Mark Duper	9/24/89	N.Y. JETS	6	113	0	26
*	Mark Duper	1/12/91	at Buffalo	3	113	1	64t
	Irving Fryar	11/20/94	at Pittsburgh	6	113	0	45
	Irving Fryar	9/10/95	at New England	3	113	2	67t
	Chris Chambers	11/11/01	at Indianapolis	3	113	2	74t
	Rishard Matthews	9/27/15	BUFFALO	6	113	2	46t
	Jonnu Smith	11/28/24	at Green Bay	10	113	0	16
	Irving Fryar	11/13/94	CHICAGO	9	112	0	21
	Tyreek Hill	10/29/23	NEW ENGLAND	8	112	1	42t
	James McKnight	11/24/02	SAN DIEGO	3	111	1	77
	Davone Bess	11/28/10	at Oakland	6	111	0	29
	Greg Camarillo	11/2/08	at Denver	11	111	0	23
	Brian Hartline	9/16/12	Oakland	9	111	0	21
	Jarvis Landry	12/27/15	Indianapolis	7	111	0	26
	DeVante Parker	12/22/19	CINCINNATI	5	111	1	51
	Frank Jackson	12/18/66	HOUSTON	4	110	1	48t
	Mark Clayton	10/7/84	at Pittsburgh	5	110	0	33
	Jaylen Waddle	10/5/25	at Carolina	6	110	1	46
	Mark Duper	11/2/86	HOUSTON	2	110	1	85t
	Jim Jensen	11/6/88	at New England	12	110	0	17
	Scott Schwedes	12/18/88	at Pittsburgh	4	110	0	42
	Tony Martin	10/4/93	Washington	4	110	1	80t
	Irving Fryar	12/4/94	BUFFALO	5	110	2	45t
	Irving Fryar	9/3/95	N.Y. JETS	5	110	2	50t
	O.J. McDuffie	11/23/97	at New England	9	110	0	27
	Marty Booker	10/22/06	GREEN BAY	7	110	1	40
	Greg Camarillo	12/13/09	at Jacksonville	7	110	0	24
	Jarvis Landry	9/20/15	at Jacksonville	8	110	0	36
	DeVante Parker	10/4/20	SEATTLE	10	110	0	21
	Tyreek Hill	9/14/25	NEW ENGLAND	6	109	0	47
	Jim Kiick	10/26/69	BUFFALO	3	109	1	53t
	Duriel Harris	9/11/83	NEW ENGLAND	4	109	1	64t
	Nat Moore	9/29/85	at Denver	5	109	1	69t
	Mark Clayton	10/19/86	L.A. RAIDERS	4	109	1	68t
	Mark Duper	11/16/86	at Buffalo	7	109	1	27t
*	Keith Jackson	1/8/95	at San Diego	8	109	2	31
	Tony Martin	12/5/99	INDIANAPOLIS	6	109	1	33t
	Chris Chambers	9/16/07	DALLAS	9	109	0	24
	Greg Camarillo	12/16/07	BALTIMORE	3	109	1	64t
	Brandon Marshall	10/17/11	at N.Y. Jets	6	109	0	46
	Charles Clay	9/15/13	at Indianapolis	5	109	0	67
	Jaylen Waddle	9/8/24	JACKSONVILLE	5	109	0	63
	Paul Warfield	10/31/71	at L.A. Rams	3	108	1	74t
	Mark Clayton	12/12/88	CLEVELAND	8	108	2	21
	O.J. McDuffie	11/6/94	INDIANAPOLIS	7	108	1	28t
	Ted Ginn, Jr.	9/21/09	INDIANAPOLIS	11	108	0	21
	Jarvis Landry	12/17/16	at N.Y. Jets	3	108	1	66t
	Mark Duper	12/2/85	CHICAGO	5	107	0	52
	Scott Schwedes	11/12/89	at N.Y. Jets	3	107	1	65t
	Terry Kirby	12/13/93	Pittsburgh	7	107	0	47
	Anthony Fasano	11/14/10	TENNESSEE	5	107	1	31
	Brian Hartline	11/4/12	at Indianapolis	8	107	0	35
	Jakeem Grant Sr.	12/24/17	at Kansas City	4	107	1	65t
	Larry Seiple	11/16/69	at Buffalo	8	106	0	25
	Nat Moore	10/17/76	KANSAS CITY	5	106	0	39
*	Duriel Harris	1/2/82	SAN DIEGO	6	106	0	34
	Mark Clayton	10/28/84	BUFFALO	3	106	2	65t
	Mark Clayton	9/15/85	INDIANAPOLIS	8	106	1	26

DOLPHINS OUTSTANDING PERFORMANCES

GAMES OF 100+ RECEIVING YARDS

PLAYER	DATE	OPPONENT	NO.	YDS.	TD	LG
Tony Martin	12/1/91	TAMPA BAY	5	106	1	51
Mark Duper	12/15/91	at San Diego	8	106	0	39
O.J. McDuffie	11/10/96	INDIANAPOLIS	6	106	1	36
Charles Jordan	11/30/97	at Oakland	5	106	2	44t
Brandon Marshall	12/19/10	BUFFALO	11	106	1	16
Brandon Marshall	11/6/11	at Kansas City	8	106	1	30
DeVante Parker	1/3/16	NEW ENGLAND	5	106	1	46
DeVante Parker	9/18/16	at New England	8	106	0	28
Kenny Stills	9/9/18	TENNESSEE	4	106	2	75t
Jaylen Waddle	10/30/22	at Detroit	8	106	2	29t
Preston Williams	10/11/20	at San Francisco	4	106	1	47
Nat Moore	11/4/84	at N.Y. Jets	5	105	1	37t
Andre Brown	10/29/89	at Buffalo	5	105	1	44t
O.J. McDuffie	12/13/98	N.Y. JETS	11	105	1	20
Mike Wallace	10/6/13	BALTIMORE	7	105	0	49
Mike Wallace	12/15/13	NEW ENGLAND	6	105	1	39
Tyreek Hill	12/29/24	at Cleveland	9	105	0	25
Joe Auer	11/27/66	NEW ENGLAND	5	104	1	22
Karl Noonan	9/14/68	HOUSTON	7	104	1	44
Paul Warfield	10/3/71	N.Y. JETS	4	104	0	–
Paul Warfield	9/15/74	at New England	5	104	0	39
Howard Twilley	10/17/76	KANSAS CITY	8	104	1	20
Mark Clayton	12/13/87	at Philadelphia	7	104	2	21
Tony Martin	10/13/91	at Kansas City	4	104	0	54
Chris Chambers	11/7/04	ARIZONA	7	104	0	30
Marty Booker	9/11/05	DENVER	5	104	1	60t
Mike Wallace	12/14/14	at New England	5	104	1	50
Paul Warfield	12/15/73	DETROIT	6	103	4	29
Irving Fryar	9/26/93	at Buffalo	7	103	1	36t
Mark Ingram	10/31/93	Kansas city	4	103	1	77t
Irving Fryar	11/7/93	at N. Y. Jets	6	103	1	65t
Irving Fryar	11/27/94	at N.Y. Jets	5	103	0	25
Oronde Gadsden	12/5/99	INDIANAPOLIS	6	103	1	24t
Chris Chambers	11/21/04	at Seattle	9	103	1	28
Marty Booker	12/10/06	NEW ENGLAND	8	103	1	32t
Brandon Marshall	11/24/11	at Dallas	5	103	1	39
DeVante Parker	11/13/16	at San Diego	5	103	0	56
Jarvis Landry	12/11/16	ARIZONA	4	103	0	71
Tyreek Hill	12/25/22	GREEN BAY	4	103	0	52
Jack Clancy	10/8/67	KANSAS CITY	6	102	0	28
Larry Seiple	11/2/69	at N.Y. Jets	7	102	2	29t
Nat Moore	11/9/75	N.Y. JETS	4	102	0	63
Nat Moore	12/15/79	N.Y. JETS	5	102	0	34
Tony Nathan	11/20/80	SAN DIEGO	7	102	1	20
Mark Duper	9/28/86	SAN FRANCISCO	7	102	0	24
Mark Duper	10/5/86	at New England	4	102	0	45
Mark Clayton	12/10/89	NEW ENGLAND	6	102	0	34
Mark Clayton	12/24/89	KANSAS CITY	6	102	1	35
O.J. McDuffie	11/29/98	NEW ORLEANS	9	102	3	22t
Tony Martin	12/27/99	N.Y. JETS	6	102	1	32t
Oronde Gadsden	11/4/01	CAROLINA	5	102	0	61
Chris Chambers	9/29/02	at Kansas City	6	102	0	38
Randy McMichael	10/19/03	NEW ENGLAND	8	102	0	22
Marty Booker	11/13/05	NEW ENGLAND	5	102	0	35
Brandon Marshall	12/26/10	DETROIT	10	102	0	14
* Jarvis Landry	1/8/17	at Pittsburgh	11	102	0	17
Jaylen Waddle	9/25/22	BUFFALO	4	102	0	45
Tyreek Hill	11/24/23	at N.Y. Jets	9	102	1	35
Jim Mandich	9/29/74	at San Diego	4	101	0	44
* Tony Nathan	1/4/86	CLEVELAND	10	101	0	39
Tony Nathan	9/28/86	SAN FRANCISCO	10	101	0	18
Mark Duper	10/19/86	L.A. RAIDERS	5	101	0	44
Tony Martin	9/13/99	at Denver	4	101	0	40
Chris Chambers	11/25/01	at Buffalo	5	101	2	32t
Chris Chambers	11/27/05	at Oakland	6	101	0	24
Chris Chambers	9/23/07	at N.Y. Jets	6	101	0	26
Jonnu Smith	11/17/24	LAS VEGAS	6	101	2	57t
Mark Duper	11/1/87	PITTSBURGH	5	100	1	50t
Mark Clayton	9/29/91	at N.Y. Jets	7	100	1	25
Mark Duper	11/16/92	BUFFALO	5	100	0	55
Keith Jackson	9/18/94	N.Y. JETS	6	100	0	35
Charles Jordan	9/14/97	at Green Bay	4	100	1	44
Kenny Stills	10/23/16	BUFFALO	5	100	1	66t

DOLPHINS OUTSTANDING PERFORMANCES

GAMES OF 100+ RUSHING YARDS

	PLAYER	DATE	OPPONENT	ATT.	YDS.	TD	LG
	Ricky Williams	12/1/02	at Buffalo	27	228	2	55t
	Ricky Williams	12/9/02	CHICAGO	31	216	2	63t
	Jay Ajayi	10/23/16	BUFFALO	28	214	1	53
*	Lamar Smith	12/30/00	INDIANAPOLIS	40	209	2	24
	Jay Ajayi	12/24/16	at Buffalo	32	206	1	57
	Jay Ajayi	10/16/16	PITTSBURGH	25	204	2	62t
	De'Von Achane	**9/24/23**	**DENVER**	**18**	**203**	**2**	**67t**
	Reggie Bush	12/18/11	at Buffalo	25	203	1	76t
+	Mercury Morris	9/30/73	NEW ENGLAND	15	197	3	70t
	Ricky Williams	12/29/02	at New England	31	185	2	30
	Lamar Miller	12/28/14	N.Y. JETS	19	178	1	97t
	Lamar Miller	10/25/15	HOUSTON	14	175	1	85t
	De'Von Achane	**11/9/25**	**BUFFALO**	**22**	**174**	**2**	**59t**
	Gary Davis	12/17/77	BUFFALO	26	172	1	60t
	Ricky Williams	12/24/05	TENNESSEE	26	172	1	35
	Reggie Bush	9/16/12	Oakland	26	172	2	65t
	Troy Stradford	11/22/87	at Dallas	17	169	1	51
	Sammie Smith	9/9/90	at New England	23	159	1	27
	Lamar Smith	1/6/02	BUFFALO	30	158	1	25
	Ronnie Brown	11/5/06	at Chicago	29	157	0	27
	Lamar Smith	10/23/00	at N.Y. Jets	23	155	2	68t
	Ricky Williams	9/21/03	BUFFALO	42	153	1	21
	Karim Abdul-Jabbar	12/22/96	at N.Y. Jets	30	152	1	17t
	Abner Haynes	9/17/67	DENVER	12	151	2	65t
	Delvin Williams	11/9/80	at Los Angeles	12	151	0	65
	Ricky Williams	9/22/02	N.Y. JETS	24	151	1	53t
	De'Von Achane	**10/8/23**	**N.Y. GIANTS**	**11**	**151**	**1**	**76t**
	Bernie Parmalee	10/16/94	L.A. RAIDERS	30	150	0	26
	Lorenzo Hampton	11/24/86	N.Y. JETS	19	148	2	54t
	Mark Higgs	9/1/91	at Buffalo	30	146	1	20
**	Larry Csonka	1/13/74	vs. Minnesota	33	145	2	14t
	Lamar Smith	9/3/00	SEATTLE	27	145	1	36
	Mercury Morris	11/11/73	BALTIMORE	12	144	2	53t
	Delvin Williams	11/12/78	at Buffalo	26	144	2	26t
	Lamar Smith	10/7/01	NEW ENGLAND	29	144	1	17
	Ricky Williams	11/24/02	SAN DIEGO	29	143	2	19
	Leroy Harris	12/5/77	BALTIMORE	17	140	1	77t
	Benny Malone	10/9/77	at Baltimore	12	139	2	62t
	Larry Csonka	10/24/71	at N.Y. Jets	20	137	2	21t
	Ronnie Brown	9/21/09	INDIANAPOLIS	24	136	2	19
	Raheem Mostert	12/17/22	at Buffalo	17	136	0	67
	Delvin Williams	9/17/78	BUFFALO	24	135	1	18t
	De'Von Achane	11/30/25	NEW ORLEANS	22	134	1	29t
	Ronnie Brown	9/30/07	OAKLAND	15	134	1	60
	Knowshon Moreno	9/7/14	NEW ENGLAND	24	134	1	15
	Ricky Williams	9/15/02	at Indianapolis	24	132	0	19
	Ronnie Brown	9/25/05	CAROLINA	23	132	1	58
	Mark Higgs	12/1/91	TAMPA BAY	25	131	1	19t
	Jay Ajayi	10/15/17	at Atlanta	26	130	0	18
	Andra Franklin	12/5/82	MINNESOTA	28	129	1	12t
	De'Von Achane	**10/12/25**	**L.A.CHARGERS**	**16**	**128**	**2**	**49**
	Bernie Parmalee	12/12/94	KANSAS CITY	19	127	1	47t
	Karim Abdul-Jabbar	11/15/98	at Carolina	25	127	1	30
	Ronnie Brown	10/15/06	at N.Y. Jets	22	127	1	26
	Mercury Morris	10/5/75	at Green Bay	31	125	0	11
	Lamar Smith	11/5/00	at Detroit	24	125	2	46t
	Ricky Williams	9/14/03	at N.Y. Jets	34	125	1	22
	Ronnie Brown	10/5/08	SAN DIEGO	24	125	1	13
	Mercury Morris	10/26/75	at Buffalo	20	124	0	35
	Karim Abdul-Jabbar	9/15/96	N.Y. JETS	23	124	2	29
	Jesse Chatman	11/11/07	BUFFALO	27	124	0	23
	Larry Csonka	12/2/74	CINCINNATI	24	123	0	24
	Sammie Smith	11/5/89	Indianapolis	25	123	0	25
	Bernie Parmalee	10/30/94	at New England	25	123	0	17
	Sammy Morris	12/10/06	NEW ENGLAND	25	123	1	44
	Kalen Ballage	12/16/18	at Minnesota	12	123	1	75t
	Jay Ajayi	9/17/17	at L.A. Chargers	28	122	0	20
	Salvon Ahmed	12/20/20	NEW ENGLAND	22	122	1	31
	Larry Csonka	11/9/69	at Boston	16	121	1	54t
	Jim Kiick	10/24/71	at N.Y. Jets	17	121	0	24
	Raheem Mostert	9/17/23	at New England	18	121	2	43t
	De'Von Achane	**1/5/25**	**at N.Y. Jets**	**11**	**121**	**1**	**61**
	Don Nottingham	9/28/75	at New England	16	120	1	40t
	Troy Stradford	12/7/87	N.Y. JETS	30	120	3	21

DOLPHINS OUTSTANDING PERFORMANCES

GAMES OF 100+ RUSHING YARDS

	PLAYER	DATE	OPPONENT	ATT.	YDS.	TD	LG
	Bernie Parmalee	10/22/95	at N.Y. Jets	24	120	0	25
	Kenyan Drake	12/3/17	DENVER	23	120	1	42t
	De'Von Achane	**11/16/25**	**WASHINGTON**	**21**	**120**	**0**	**23**
	De'Von Achane	**12/22/24**	**SAN FRANCISCO**	**17**	**120**	**1**	**50t**
	Benny Malone	10/31/76	NEW ENGLAND	21	119	0	17
	Delvin Williams	9/3/78	at N.Y. Jets	11	119	1	58t
	Tony Nathan	12/6/81	NEW ENGLAND	17	119	0	24
	Ricky Williams	11/19/09	at Carolina	22	119	2	46t
	Jeff Wilson Jr.	11/13/22	vs. Cleveland	17	119	1	20
	Larry Csonka	9/17/72	at Kansas City	21	118	1	17t
	Benny Malone	10/24/76	at Tampa Bay	22	118	1	28
*	Larry Csonka	12/30/73	OAKLAND	29	117	3	15
	Duke Johnson	1/9/22	NEW ENGLAND	25	117	1	27
	Raheem Mostert	10/15/23	CAROLINA	17	115	2	49
	Mercury Morris	11/7/71	BUFFALO	13	116	1	45
	Delvin Williams	10/22/78	at New England	19	116	1	24
	Larry Csonka	12/6/70	NEW ENGLAND	21	115	1	30
	Karim Abdul-Jabbar	9/1/96	NEW ENGLAND	26	115	1	14
	Ronnie Brown	12/31/06	at Indianapolis	21	115	0	47
	Ronnie Brown	10/4/09	BUFFALO	20	115	2	38
	Ricky Williams	11/29/09	at Buffalo	27	115	1	11
	Larry Csonka	11/27/72	ST. LOUIS	16	114	0	20
	Larry Csonka	10/15/73	at Cleveland	21	114	2	13
*	Larry Csonka	12/21/74	at Oakland	24	114	0	26
	Mercury Morris	10/19/75	at N.Y. Jets	16	114	1	49
	Mark Higgs	10/24/93	Indianapolis	17	114	0	31
	Ronnie Brown	10/7/07	at Houston	23	114	1	22
	Kenyan Drake	12/11/17	NEW ENGLAND	25	114	0	31
	Mercury Morris	12/3/72	at New England	15	113	0	20
	Ronnie Brown	9/21/08	at New England	17	113	4	62t
	Reggie Bush	12/24/11	at New England	22	113	0	12
	Lamar Miller	10/18/15	at Tennessee	19	113	1	22
	Lamar Miller	12/6/15	BALTIMORE	20	113	0	22
	Raheem Mostert	10/9/22	at N.Y. Jets	18	113	1	24
**	Larry Csonka	1/14/73	vs. Washington	15	112	0	22
*	Andra Franklin	1/8/83	NEW ENGLAND	26	112	1	13
	Ronnie Brown	9/23/07	at N.Y. Jets	23	112	2	13
	Jim Kiick	11/10/68	at Buffalo	23	111	1	25t
	Benny Malone	10/3/76	L.A. RAMS	19	111	1	20
	Mark Higgs	9/8/91	INDIANAPOLIS	27	111	0	24
	Mark Higgs	9/20/92	L.A. RAMS	23	111	0	12
	Ricky Williams	9/8/02	DETROIT	20	111	2	37
	Ricky Williams	12/21/03	at Buffalo	29	111	0	22
	Jay Ajayi	11/6/16	N.Y. JETS	24	111	1	20t
	Troy Stradford	11/1/87	PITTSBURGH	19	110	1	13
	Ronnie Brown	12/25/06	N.Y. JETS	18	110	0	17
	Lorenzo Hampton	12/22/86	NEW ENGLAND	13	109	0	20
	Larry Csonka	11/30/70	at Atlanta	19	108	1	18
	Jim Kiick	9/26/71	at Buffalo	20	108	0	16
	Benny Malone	11/3/74	ATLANTA	24	108	1	13
	Leroy Harris	11/20/77	at Cincinnati	20	108	0	16
	Sammie Smith	12/30/90	INDIANAPOLIS	29	108	1	13
	Mark Higgs	11/21/93	New England	19	108	0	29
	Karim Abdul-Jabbar	10/19/97	at Baltimore	22	108	3	15
	Karim Abdul-Jabbar	9/6/98	at Indianapolis	23	108	1	16
	Karim Abdul-Jabbar	9/20/98	PITTSBURGH	33	108	1	18
	Ricky Williams	1/1/06	at New England	28	108	1	09
	Ricky Williams	12/13/09	at Jacksonville	28	108	1	12
	Lamar Miller	9/21/14	KANSAS CITY	15	108	0	24
	Larry Csonka	10/22/72	BUFFALO	18	107	1	21
	Mercury Morris	11/19/72	N.Y. JETS	23	107	2	20t
	Larry Csonka	11/4/73	at N.Y. Jets	19	107	0	16
	Norm Bulaich	9/13/76	at Buffalo	19	107	0	26
	Delvin Williams	10/9/78	CINCINNATI	24	107	0	19
	Andra Franklin	12/12/82	at New England	23	107	0	15
	Mark Higgs	11/8/92	at Indianapolis	20	107	1	22
	Lamar Smith	12/10/01	INDIANAPOLIS	28	107	0	17
	Ricky Williams	11/23/03	WASHINGTON	23	107	2	24t
	Ricky Williams	12/15/03	PHILADELPHIA	18	107	1	45
	Daniel Thomas	9/18/11	Houston	18	107	0	14
	Duke Johnson	12/19/21	N.Y. Jets	22	107	2	12
	De'Von Achane	**12/31/23**	**at Baltimore**	**14**	**107**	**0**	**45**
	Jaylen Wright	**12/7/25**	**at N.Y. Jets**	**24**	**107**	**1**	**12**
	Jim Kiick	11/2/69	at N.Y. Jets	15	106	0	27

DOLPHINS OUTSTANDING PERFORMANCES

GAMES OF 100+ RUSHING YARDS

	PLAYER	DATE	OPPONENT	ATT.	YDS.	TD	LG
	Mercury Morris	11/5/72	at Buffalo	11	106	2	33
*	Mercury Morris	12/23/73	CINCINNATI	20	106	1	25
	Larry Csonka	9/29/74	at San Diego	21	106	2	14
	J.J. Johnson	11/21/99	NEW ENGLAND	31	106	1	14
	Ronnie Brown	10/30/05	at New Orleans	23	106	0	35
	Benny Malone	10/16/77	N.Y. JETS	22	105	1	15t
	Joe Carter	10/14/84	HOUSTON	13	105	1	25
	Ricky Williams	10/6/02	NEW ENGLAND	36	105	0	12
	Ricky Williams	11/16/03	BALTIMORE	36	105	0	16
	Ricky Williams	11/9/08	SEATTLE	12	105	1	51t
	Lamar Miller	10/31/13	CINCINNATI	16	105	0	41
	Daniel Thomas	12/8/13	at Pittsburgh	16	105	1	55
	Jim Kiick	10/6/68	at Houston	26	104	0	12
	Larry Csonka	11/29/71	CHICAGO	16	104	1	19
	Larry Csonka	9/16/73	SAN FRANCISCO	22	104	0	25
	Benny Malone	10/27/74	BALTIMORE	19	104	1	23t
	Benny Malone	12/8/74	at Baltimore	17	104	0	17
	Gary Davis	11/24/77	at St. Louis	20	104	0	16
	Karim Abdul-Jabbar	11/3/96	at New England	29	104	2	15
	Ricky Williams	11/27/03	at Dallas	31	104	0	15
	Reggie Bush	12/16/12	Jacksonville	21	104	0	53
	Larry Csonka	9/26/71	at Buffalo	20	103	1	17
	Andra Franklin	9/12/82	at N.Y. Jets	28	103	2	18
	Bernie Parmalee	11/5/95	at San Diego	19	103	0	40
	Karim Abdul-Jabbar	11/9/97	N.Y. JETS	25	103	2	13
	Reggie Bush	10/30/11	at N.Y. Giants	15	103	0	35
	Reggie Bush	12/11/11	Philadelphia	14	103	0	16
	Larry Csonka	10/8/72	at N.Y. Jets	18	102	0	15
	Don Nottingham	10/27/74	BALTIMORE	19	102	1	24
	Don Nottingham	10/5/75	at Green Bay	21	102	3	14
	Bernie Parmalee	11/26/95	at Indianapolis	20	102	0	15
	Ricky Williams	11/17/02	BALTIMORE	26	102	2	18
	Ricky Williams	11/15/09	TAMPA BAY	20	102	0	27
	Andra Franklin	11/1/81	BALTIMORE	23	101	0	15
	Ricky Williams	12/15/02	OAKLAND	27	101	0	16
	Ronnie Brown	10/14/07	at Cleveland	19	101	0	15
	Ronnie Brown	11/16/08	OAKLAND	16	101	0	21
	Frank Gore	10/14/18	CHICAGO	15	101	0	32
	De'Von Achane	**10/1/23**	**at Buffalo**	**8**	**101**	**2**	**55**
	Mercury Morris	10/28/73	at New England	14	100	1	11
	Terry Kirby	9/18/94	N.Y. JETS	15	100	1	30
	Lamar Smith	12/3/00	at Buffalo	28	100	0	22
	Reggie Bush	12/4/11	OAKLAND	22	100	1	29

** Playoff Game* *** Super Bowl*
+ Single-game record by two rushers, 277 yards; includes Larry Csonka 18 for 80.

OPPONENT INDIVIDUAL RECORDS

The following individual records relate solely to play against the Miami Dolphins. They include National Football League regular-season statistics only – with the exception of those single-game records marked by "*" or "**"

** - Playoff Game* *** - Super Bowl*

SERVICE

MOST GAMES PLAYED

36	Tom Brady, NE (2001-19), TB (2021)
32	Pat Leahy, N.Y. Jets (1974-91)
31	Matthew Slater, NE (2008-23)
28	Andre Reed, Buffalo (1985-99)
28	Jim Ritcher, Buffalo (1980-95)
28	Bruce Smith, Buff., Wash. (1985-03)

RUSHING

MOST RUSHING YARDS

CAREER

1,620	Thurman Thomas, Buffalo (20 games), 364 att.
1,507	Freeman McNeil, N.Y. Jets (21 games), 281 att.
1,507	Curtis Martin, N.E., N.Y. Jets (20 games), 409 att.
1,177	O.J. Simpson, Buffalo (16 games), 240 att.
1,065	Eric Dickerson, L.A. Rams, Ind., L.A. Raiders (11 games), 231 att.

GAME

206	Rico Dowdle, at Carolina (10/5/25 at Carolina), 23 att.
203	O.J. Simpson, Buffalo (12/5/76 at Miami), 24 att.
203	Rueben Mayes, New Orleans (12/7/86 at New Orleans), 28 att.
199	Earl Campbell, Houston (11/20/78 at Houston), 28 att.
*199	Terrell Davis, Denver (1/9/99 at Denver), 21 att.
179	Justin Fargas, Oakland (9/30/07 at Miami), 22 att.

MOST RUSHING ATTEMPTS

CAREER

409	Curtis Martin, N.E., N.Y. Jets (20 games)
364	Thurman Thomas, Buffalo (20 games)
281	Freeman McNeil, N.Y. Jets (21 games)
240	O.J. Simpson, Buffalo (16 games)
235	Lydell Mitchell, S.D., Balt. (12 games)

GAME

**38	John Riggins, Washington (1/30/83 at Pasadena), 166 yards
38	Lee Suggs, Cleveland (12/26/04 at Miami), 143 yards
36	James Jones, Detroit (10/27/85 at Detroit), 114 yards
36	Curtis Martin, N.Y. Jets (10/4/98 at New York), 108 yards
35	Lydell Mitchell, Baltimore (12/9/73 at Baltimore), 104 yards
35	Thurman Thomas, Buffalo (12/17/95 at Buffalo), 148 yards
35	Travis Henry, Buffalo (12/1/02 at Buffalo), 151 yards

MOST RUSHING TOUCHDOWNS

CAREER

13	Curtis Martin, N.E., N.Y. Jets (20 games)
9	Jim Nance, Boston, N.Y. Jets (12 games)
8	Thurman Thomas, Buffalo (20 games)
7	Marcus Allen, Oak./L.A. Raiders, K.C.

GAME

4	Earl Campbell, Houston (11/20/78 at
3	Paul Robinson, Cincinnati (11/17/68 at Cincinnati)
3	Don McCauley, Baltimore (11/23/75 at Miami)
3	Marcus Allen, L.A. Raiders (12/2/84 at Miami)
3	Merril Hoge, Pittsburgh (11/26/89 at Miami)
3	Earnest Byner, Washington (12/2/90 at Washington)
3	Rod Bernstine, San Diego (12/15/91 at San Diego)
3	Kenneth Davis, Buffalo (12/19/93 at Miami)
3	Natrone Means, San Diego (12/27/93 at San Diego)
3	Curtis Martin, New England (11/3/96 at New England)
3	Daunte Culpepper, Oakland (9/30/07 at Miami)

HIGHEST RUSHING AVERAGE

CAREER (min: 75 att.)

7.3	Josh Allen, Buffalo (14 games), 89/647 yards
5.4	Freeman McNeil, N.Y. Jets (21 games), 281/1,507 yards
5.1	Jim Nance, Bos./NYJ (12 games), 183/933 yards
5.02	Mosi Tatupu, New England (25 games), 90/452 yards
5.01	Hoyle Granger, Houston (9 games), 142/712 yards

GAME (min: 10 att.)

11.9	Justin Fields, Chicago (11/6/22 at Chicago), 15/178 yards
11.3	Colin Kaepernick, San Francisco (11/27/16 at Miami), 10/113 yards
11.1	Laurence Maroney, New England (12/23/07 at New England), 14/156 yards
10.4	Curtis Brown, Buffalo (11/12/78 at Buffalo), 11/114 yards
10.2	Johnny Hector, N.Y. Jets (12/22/91 at Miami), 13/132 yards

MOST 100-YARD RUSHING GAMES

7	Eric Dickerson, L.A. Rams, Ind., L.A. (11 games)
6	Thurman Thomas, Buffalo (20 games)
5	Freeman McNeil, N.Y. Jets (21 games)
5	Jim Nance, Bost., N.Y. Jets (12 games)
5	Curtis Martin, N.E., N.Y. Jets (20 games)

LONGEST RUNS FROM SCRIMMAGE

*90t	Fred Taylor, Jacksonville (1/15/00 at Jacksonville)
81t	Earl Campbell, Houston (11/20/78 at Houston)
80t	Carl Garrett, Boston (11/9/69 at Boston)
79t	Lamar Jackson, Baltimore (9/18/22 at Baltimore)
77t	Fred Taylor, Jacksonville (10/12/98 at Jacksonville)
76t	Robert Holmes, Kansas City (9/28/68 at Miami)
75t	O.J. Simpson, Buffalo (12/5/76 at Miami)
75t	Reuben Droughns, Cleveland (11/20/05 at Cleveland)
71	Kerryon Johnson, Detroit (10/21/18 at Miami)
70t	Ahman Green, Green Bay (10/22/06 at Miami)

PASSING

MOST PASSING YARDS

CAREER

8,596	Tom Brady, NE, TB (36 games)
5,397	Drew Bledsoe, NE, Buff. (22 games)
4,902	Joe Ferguson, Buff., TB, Ind. (25 games)
4,560	Jim Kelly, Buffalo (20 games)
4,256	Josh Allen, Buffalo (16 games)
3,837	Ken O'Brien, N.Y. Jets, Phil. (17 games)

GAME

517	Tom Brady, New England (9/12/11 at Miami), 32 of 48
479	Ken O'Brien, N.Y. Jets (9/21/86 at New York), 29 of 43

OPPONENT INDIVIDUAL RECORDS

436	James Harris, L.A. Rams (10/3/76 at Miami), 17 of 29
*433	Dan Fouts, San Diego (1/2/82 at Miami), 33 of 53
433	Andrew Luck, Indianapolis (11/4/12 at Indianapolis), 30 of 48

MOST PASS ATTEMPTS

CAREER

1,170	Tom Brady, NE, TB (36 games)
765	Drew Bledsoe, N.E., Buff. (22 games)
722	Joe Ferguson, Buff., T.B., Ind. (25 games)
621	Jim Kelly, Buffalo (20 games)
545	Josh Allen, Buffalo (16 games)
521	Steve Grogan, New England (22 games)

GAME

63	Josh Allen, Buffalo (9/25/22 at Miami), 42 completions
61	Jared Goff, L.A. Rams (11/1/20 at Miami), 35 completions
59	Vinny Testaverde, N.Y. Jets (10/23/00 at New York), 36 completions
56	Dan Fouts, San Diego (11/18/84 at San Diego), 37 completions
56	Tom Brady, New England (9/7/14 at Miami), 29 completions
56	Andy Dalton, Cincinnati (12/22/19 at Miami), 33 completions

MOST PASS COMPLETIONS

CAREER

717	Tom Brady, NE, TB (36 games)
418	Joe Ferguson, Buff., T.B., Ind. (25 games)
412	Drew Bledsoe, N.E., Buff. (22 games)
388	Jim Kelly, Buffalo (20 games)
366	Josh Allen, Buffalo (16 games)

GAME

42	Josh Allen, Buffalo (9/25/22 at Miami), 63 att.
39	Justin Herbert, L.A. Chargers (12/11/22 at Los Angeles), 51 att.
38	Joe Ferguson, Buffalo (10/9/83 at Miami), 55 att.
37	Dan Fouts, San Diego (11/18/84 at San Diego), 56 att.
36	Vinny Testaverde, N.Y. Jets (10/23/00 at New York), 59 att.
36	Joe Flacco, Baltimore (12/4/16 at Baltimore), 47 att.

MOST CONSECUTIVE PASS COMPLETIONS

15	Steve DeBerg, San Francisco (11/16/80 at Miami)

MOST TOUCHDOWN PASSES

CAREER

72	Tom Brady, N.E., T.B. (36 games)
42	Josh Allen, Buffalo, (16 games)
30	Drew Bledsoe, N.E., Buff. (22 games)
26	Joe Ferguson, Buff., T.B., Ind. (25 games)
25	Ken O'Brien, N.Y. Jets, Phil. (17 games)

GAME

6	Tom Brady, New England (10/21/07 at Miami)
5	Len Dawson, Kansas City (10/8/67 at Kansas City)
5	Babe Parilli, Boston (10/15/67 at Boston)
5	Joe Ferguson, Buffalo (10/9/83 at Miami)
5	Vinny Testaverde, N.Y. Jets (10/23/00 at New York)
5	Trent Green, Kansas City (9/29/02 at Kansas City)
5	Deshaun Watson, Houston (10/25/18 at Houston)
5	Lamar Jackson, Baltimore (9/8/19 at Miami)
5	Tom Brady, Tampa Bay (10/10/21 at Tampa Bay)
5	Lamar Jackson, Baltimore (12/31/23 at Baltimore)

MOST PASSES HAD INTERCEPTED

CAREER

33	Joe Ferguson, Buff., T.B., Ind. (25 games)
29	Drew Bledsoe, NE, Buff. (22 games)
27	Tom Brady, NE, TB (36 games)
25	Richard Todd, N.Y. Jets (14 games)
25	Steve Grogan, New England (22 games)

GAME

6	Joe Namath, N.Y. Jets (10/19/75 at New York), 24 att.
6	Donald Hollas, Oakland (12/6/98 at Oakland), 31 att.
*5	Mike Phipps, Cleveland (12/24/72 at Miami), 23 att.
5	Bill Troup, Baltimore (9/10/78 at Baltimore), 33 att.
5	Ken Stabler, Oakland (12/10/78 at Miami), 36 att.
5	Joe Ferguson, Buffalo (9/7/80 at Buffalo), 32 att.
5	Joe Ferguson, Buffalo (11/21/82 at Buffalo), 28 att.
*5	Dan Fouts, San Diego (1/6/83 at Miami), 34 att.
*5	Richard Todd, N.Y. Jets (1/23/83 at Miami), 37 att.
5	Richard Todd, N.Y. Jets (10/16/83 at New York), 26 att.
5	Drew Bledsoe, New England (11/21/99 at Miami), 34 att.

HIGHEST COMPLETION PERCENTAGE

CAREER (min: 100 attempts)

73.5	Lamar Jackson, Bal. (five games), 100 of 136 att.
70.7	Justin Herbert, LAC, (three games), 82 of 116 att.
69.9	Troy Aikman, Dallas (four games), 102 of 146 att.
69.0	Mac Jones, N.E. (six games), 140 of 203 att.
68.9	Warren Moon, Hou., Minn. (six games), 102 of 148 att.

GAME (min: 20 attempts)

87.1	Eli Manning, N.Y. Giants (12/14/15 at Miami), 27 of 31
85.7	Ben Roethlisberger, Pittsburgh (11/26/07 at Pittsburgh), 18 of 21
85.7	Lamar Jackson, Baltimore (12/31/23 at Baltimore), 18 of 21
85.2	Aaron Rodgers, Pittsburgh (12/15/25 at Pittsburgh), 23 of 27
85.0	Lamar Jackson, Baltimore (9/8/19 at Miami), 17 of 20
84.0	Tom Brady, New England (10/21/07 at Miami), 21 of 25
84.0	Josh Allen, Buffalo (10/1/23 at Buffalo), 21 of 25

MOST 300-YARD PASSING GAMES

CAREER

9	Tom Brady, NE, TB (36 games)
6	Drew Bledsoe, N.E., Buff. (22 games)
6	Philip Rivers, San Diego/L.A. Chargers (nine games)
6	Josh Allen, Buffalo (16 games)
4	Derek Carr, Oakland/Las Vegas (five games)

LONGEST PASS PLAYS

99t	Tom Brady to Wes Welker (9/12/11 vs. New England)
93t	Mike Livingston to Otis Taylor, 79 yards; lateral to Robert Holmes, 14 yards (10/19/69 at Kansas City)
92t	Joe Ferguson to Frank Lewis (9/17/78 (vs. Buffalo)
89t	Len Dawson to Otis Taylor (11/13/66 at Kansas City)
89t	Joe Namath to Richard Caster (10/7/74 at N.Y. Jets)

OPPONENT INDIVIDUAL RECORDS

87t	Charlie Batch to Heath Miller (9/7/06 at Pittsburgh)
86t	Aaron Rodgers to Greg Jennings (10/17/10 at Green Bay)
85t	Derek Carr to Nelson Agholor (12/26/20 at Las Vegas)
84t	Drew Bledsoe to Ben Coates (11/3/96 at New England)
84t	Eli Manning to Odell Beckham Jr. (12/14/15 vs. N.Y. Giants)
83t	Jim Kelly to Andre Reed (12/4/94 vs. Buffalo)
83t	Lamar Jackson to Marquise Brown (9/8/19 vs. Baltimore)
*82t	Daryle Lamonica to Rod Sherman (12/27/70 at Oakland)
82t	Dan Pastorini to Charlie Joiner (9/24/72 vs. Houston)
82t	Tom Brady to Troy Brown (10/19/03 vs. New England)
81t	Tom Brady to Sam Aiken (12/6/09 vs. New England)
80t	Sam Wyche to Bob Trumpy (11/17/68 vs. Cincinnati)
80t	Ken Anderson to Isaac Curtis (11/28/83 vs. Cincinnati)
80t	Warren Moon to Butch Woolfolk (9/8/85 at Houston)
80t	Mike Pagel to Wayne Capers (11/17/85 at Indianapolis)
80t	John Friesz to Brian Blades (10/6/96 vs. Seattle)
80t	Alex Van Pelt to Eric Moulds (11/25/01 at Buffalo)
80t	Peyton Manning to Dallas Clark (9/21/09 vs. Indianapolis)

RECEIVING

MOST RECEPTIONS

CAREER

122	Andre Reed, Buffalo (28 games)
99	Wes Welker, N.E., Den. (12 games)
84	Marvin Harrison, Indianapolis (15 games)
78	Al Toon, N.Y. Jets (14 games)
76	Julian Edelman, New England (16 games)

GAME

15	Isaac Bruce, St. Louis (12/24/95 at St. Louis), 210 yards
14	Al Toon, N.Y. Jets (11/27/88 at New York), 181 yards
*13	Kellen Winslow, San Diego (1/2/82 at Miami), 166 yards
13	Antonio Gates, San Diego (12/11/05 at San Diego), 123 yards
13	Julian Edelman, New England (12/15/13 at Miami), 139 yards
13	Brock Bowers, Las Vegas (11/17/24 at Miami), 126 yards

MOST RECEIVING YARDS

CAREER

1,731	Andre Reed, Buffalo (28 games), 122 receptions
1,371	Stanley Morgan, N.E., Ind. (25 games), 68 receptions
1,342	Wesley Walker, N.Y. Jets (19 games), 70 receptions
1,221	Eric Moulds, Buff., Hou. (21 games), 73 receptions
1,196	Wes Welker, N.E., Den. (12 games), 99 receptions

GAME

*240	Eric Moulds, Buffalo (1/2/99 at Miami), 9 receptions
221	Eric Decker, N.Y. Jets (12/28/14 at Miami), 10 receptions
220	Ron Jessie, Los Angeles (10/3/76 at Miami), 7 receptions
210	Isaac Bruce, St. Louis (12/24/95 at St. Louis), 15 receptions
196	Eric Moulds, Buffalo (11/25/01 at Buffalo), 6 receptions

MOST RECEIVING TOUCHDOWNS

CAREER

17	Wesley Walker, N.Y. Jets (19 games), 70 receptions
13	Irving Fryar, N.E., Phil., Wash. (20 games), 61 receptions
11	Laveranues Coles, N.Y. Jets, Wash. (15 games), 52 receptions
11	Eric Moulds, Buff., Hou. (21 games), 73 receptions
10	Randy Moss, Minn., Oak., N.E., S.F. (12 games), 48 receptions
10	Andre Reed, Buffalo (28 games), 122 receptions

GAME

4	Jimmie Giles, Tampa Bay (10/20/85 at Miami)
4	Wesley Walker, N.Y. Jets (9/21/86 at New York)
4	Irving Fryar, Philadelphia (10/20/96 at Philadelphia)
3	19 times; last by Stefon Diggs, Buffalo (10/1/23 at Buffalo)

HIGHEST RECEIVING AVERAGE

CAREER (min: 40 receptions)

20.2	Stanley Morgan, N.E., Ind. (25 games), 68/1,371 yards
19.2	Lee Evans, Buff. (13 games), 43/827 yards
19.2	Wesley Walker, N.Y. Jets (19 games), 70/1,342 yards
18.0	Frank Lewis, Pit., Buff (14 games), 46/380 yards
17.3	Shawn Jefferson, S.D., N.E. (12 games), 42/726 yards

GAME (min: 3 receptions)

43.3	Theo Bell, Pittsburgh (11/30/80 at Pittsburgh), 4/173 yards
40.0	Butch Woolfolk, Houston (9/8/85 at Houston), 3/120 yards
39.0	Richard Caster, N.Y. Jets (10/7/74 at Miami), 3/117 yards
38.0	Stanley Morgan, New England (10/21/84 at New England), 3/114 yards

MOST 100-YARD RECEIVING GAMES

6	Wes Welker, N.E., Den. (12 games)
5	Al Toon, N.Y. Jets (14 games)
5	Andre Reed, Buffalo (28 games)
5	Stanley Morgan, N.E., Ind. (23 games)
4	Wesley Walker, N.Y. Jets (18 games)
4	Marvin Harrison, Indianapolis (15 games)
4	Randy Moss, Minn., Oak., N.E., S.F. (12 games)

FIELD GOALS

MOST FIELD GOALS

CAREER

46	Adam Vinatieri, N.E., Ind. (27 games)
46	Nick Folk, Dal./N.Y. Jets/N.E./Ten. (24 games)
38	Stephen Gostkowski, N.E. (26 games)
37	Pat Leahy, N.Y. Jets (22 games)
32	Steve Christie, T.B., Buff., S.D. (21 games)

GAME

5	Roy Gerela, Houston (9/28/69 at Houston), 5 att.
5	Dean Biasucci, Indianapolis (9/25/88 at Indianapolis), 6 att.
*5	Steve Christie, Buffalo (1/17/93 at Miami), 6 att.
5	Jason Elam, Denver (10/13/02 at Denver), 5 att.
5	Kris Brown, Houston (9/7/03 at Miami), 7 att.
5	Kris Brown, Houston (10/7/07 at Houston), 5 att.
5	Dan Carpenter, Buffalo (9/14/14 at Buffalo), 6 att.
5	Mike Nugent, Cincinnati (9/29/16 at Cincinnati), 5 att.
5	Harrison Butker, Kansas City (12/24/17 at Kansas City), 6 att.
5	Nick Folk, Tennessee (9/30/24 vs. Tennessee), 5 att.
5	Joshua Karty, L.A. Rams (11/11/24 at L.A. Rams), 6 att.

LONGEST FIELD GOALS

61	Tyler Bass, Buffalo (11/3/24 at Buffalo)
59	Steve Christie, Buffalo (9/26/93 at Buffalo)
58	Jason Myers, Jacksonville (9/20/15 at Jacksonville)
58	Nick Folk, New York Jets (9/29/25 at Miami)
57	Tyler Bass, Buffalo (10/31/21 at Buffalo)
57	Kris Brown, Houston (10/7/07 at Houston)
57	Randy Bullock, Cincinnati (12/22/19 at Miami)
57	Evan McPherson, Cincinnati (9/29/22 at Cincinnati)
57	Chad Ryland, Arizona (10/27/24 at Miami)

OPPONENT INDIVIDUAL RECORDS

INTERCEPTIONS

MOST INTERCEPTIONS

CAREER

9	Nate Clements, Buff., S.F., Cin. (14 games)
7	Johnny Robinson, Kansas City (five games)
7	Roland James, New England (19 games)
6	Raymond Clayborn, N.E., Clev. (25 games)
6	Willie Brown, Oakland (six games)
6	Ronnie Lippett, New England (15 games)
6	Mike Prior, T.B., Ind., G.B. (14 games)
6	Victor Green, N.Y. Jets, N.E. (19 games)
6	Marcus Coleman, N.Y. Jets, Hou. (13 games)
6	Darrelle Revis, N.Y. Jets, T.B., N.E., K.C. (17 games)

GAME

3	Clarence Duren, San Diego (10/30/77 at Miami), 45 yards
3	Jeff Nixon, Buffalo (9/7/80 at Buffalo), 31 yards
3	Erik McMillan, N.Y. Jets (10/23/88 at Miami), 57 yards
3	Marcus Coleman, N.Y. Jets (10/23/00 at N.Y. Jets), 7 yards
3	Greg Wesley, Kansas City (9/29/02 at Kansas City), 71 yards
3	Nate Clements, Buffalo (10/20/02 at Miami), 39 yards

MOST INTERCEPTION RETURN YARDS

GAME

151	Mike Haynes, L.A. Raiders (12/2/84 at Miami), 2 interceptions

LONGEST INTERCEPTION RETURNS

102t	Eddie Anderson, L.A. Raiders (12/14/92 at Miami), Dan Marino
102t	Jason Pinnock, N.Y. Giants (10/8/23 at Miami), Tua Tagovailoa
100t	Aaron Glenn, N.Y. Jets (9/15/96 at Miami), Dan Marino
100t	Jimmy Hitchcock, New England (11/23/97 at New England), Dan Marino
100t	Darrelle Revis, N.Y. Jets (10/17/11 at N.Y. Jets), Matt Moore
98t	Marcus Coleman, N.Y. Jets (12/27/99 at Miami), Dan Marino
97t	Mike Haynes, L.A. Raiders (12/2/84 at Miami), Dan Marino
97t	Najee Mustafaa, Cleveland (10/10/93 at Cleveland), Scott Mitchell
90t	Steve Emtman, Indianapolis (10/25/92 at Miami), Dan Marino
*90t	Tory James, Oakland (1/6/01 at Oakland), Jay Fiedler

LONGEST PLAYS

PUNTS

89	Luke Prestridge, New England (10/21/84 at New England)
80	Chris Mohr, Buffalo (10/13/96 at Buffalo)
73	Rich Camarillo, New England (9/13/87 at New England)
73	Josh Miller, Pittsburgh (9/20/98 at Miami)
73	Todd Sauerbrun, Carolina (11/4/01 at Miami)
73	Ryan Wright, Minnesota (10/16/22 at Miami)

PUNT RETURNS

96t	Deonte Harty, Buffalo (1/7/24 at Miami)
94t	Julian Edelman, New England (1/2/11 at New England)
93t	Johnnie Lee Higgins, Oakland (11/16/08 at Miami)
84t	Clarence Verdin, Indianapolis (10/25/92 at Miami)
84t	Isaiah McKenzie, Buffalo (1/3/21 at Buffalo)

KICKOFF RETURNS

104t	Terrence McGee, Buffalo (12/5/04 at Miami)
103t	Brandon Tate, New England (10/5/10 at Miami)
103t	Devin Duvernay, Baltimore (9/18/22 at Baltimore)
102t	Harold Hart, Oakland (9/22/75 at Oakland)
102t	C.J. Spiller, Buffalo (9/14/14 at Buffalo)

FUMBLE RETURNS

100t	Chris Martin, Kansas City (10/13/91 at Kansas City), Sammie Smith
*79t	Neil Smith, Denver (1/9/99 at Denver), Oronde Gadsden
69t	Shea McClellin, New England (1/1/17 at Miami), Damien Williams
66t	Greg Townsend, L.A. Raiders (9/19/83 at L.A. Raiders), David Woodley
63t	Mike Edwards, Bryan Cook, Kansas City (11/5/23 at Frankfurt, Germany), Tyreek Hill
63t	Christian Gonzales, New England (11/24/24 at Miami), Jaylen Wright

BLOCKED FIELD GOALS

78t	George Radachowsky, N.Y. Jets (9/24/89 at Miami), Pete Stoyanovich
76t	Charles Romes, Buffalo (9/2/79 at Buffalo), Uwe von Schamann
62t	Kyle Arrington, New England (12/14/14 at New England), Caleb Sturgis

OPPONENT TOP TENS

RUSHING

	PLAYER	TEAMS	GAMES	NO.	YDS.	AVG.	LG	TD
1.	Thurman Thomas	Buffalo	20	364	1,620	4.5	30t	8
2.	Freeman McNeil	N.Y. Jets	21	281	1,507	5.4	58	2
	Curtis Martin	New England, N.Y. Jets	20	409	1,507	3.7	37	13
4.	O.J. Simpson	Buffalo	16	240	1,177	4.9	75t	4
5.	Eric Dickerson	L.A. Rams, Ind., L.A. Raiders	11	231	1,065	4.6	40	6
6.	Jim Nance	N.Y. Jets, Boston	12	183	933	5.1	30t	9
7.	Lydell Mitchell	San Diego Baltimore	12	235	912	3.9	64t	6
8.	Willis McGahee	Buffalo, Baltimore, Denver	10	232	848	3.7	31	2
9.	Antowain Smith	Buffalo, New England, N.O.	14	232	822	3.5	44	4
10.	John Riggins	N.Y. Jets, Washington	13	183	761	4.2	N/A	5

PASSING

	PLAYER	TEAMS	GAMES	ATT.	COMP.	YDS.	PCT.	TD	INT.
1.	Tom Brady	New England, Tampa Bay	36	1,170	717	8,596	61.3	72	27
2.	Drew Bledsoe	New England, Buffalo	22	765	412	5,397	53.9	30	29
3.	Joe Ferguson	Buffalo, T.B., Ind.	25	722	418	4,902	57.9	26	33
4.	Jim Kelly	Buffalo	20	621	388	4,560	62.5	24	19
5.	Josh Allen	Buffalo	15	505	338	3,950	66.9	40	8
6.	Ken O'Brien	N.Y. Jets, Philadelphia	17	489	303	3,837	62.0	25	13
7.	Steve Grogan	New England	22	521	280	3,709	53.7	21	25
8.	Peyton Manning	Indianapolis, Denver	13	436	272	3,214	62.4	22	18
9.	Joe Namath	N.Y. Jets	16	388	201	2,956	51.8	19	24
10.	Richard Todd	N.Y. Jets	14	355	203	2,718	57.2	18	25

RECEPTIONS

	PLAYER	TEAMS	GAMES	NO.	YDS.	AVG.	LG	TD
1.	Andre Reed	Buffalo	28	122	1,731	14.2	83t	10
2.	Wes Welker	New England, Denver	12	99	1,196	12.1	99t	7
3.	Marvin Harrison	Indianapolis	15	84	1,133	13.5	45	9
4.	Al Toon	N.Y. Jets	14	78	1,054	14.0	44t	4
5.	Julian Edelman	New England	16	76	951	12.5	77t	6
6.	Eric Moulds	Buffalo, Houston	21	73	1,221	16.7	80t	11
7.	Wayne Chrebet	N.Y. Jets	20	72	991	13.8	70	8
8.	Wesley Walker	N.Y. Jets	19	70	1,342	19.2	71t	17
9.	Stanley Morgan	New England, Indianapolis	25	68	1,371	20.2	76t	6
10.	Thurman Thomas	Buffalo	20	67	693	10.3	50t	3

RECEIVING YARDS

	PLAYER	TEAMS	GAMES	NO.	YDS.	AVG.	LG	TD
1.	Andre Reed	Buffalo	28	122	1,731	14.2	83t	10
2.	Stanley Morgan	N.E., Indianapolis	25	68	1,371	20.2	76t	6
3.	Wesley Walker	N.Y. Jets	19	70	1,342	19.2	71t	17
4.	Eric Moulds	Buffalo, Houston	21	73	1,221	16.7	80t	11
5.	Wes Welker	New England, Denver	12	99	1,196	12.1	99t	7
6.	Marvin Harrison	Indianapolis	15	84	1,133	13.5	45	9
7.	Al Toon	N.Y. Jets	14	78	1,054	14.0	44t	4
8.	Wayne Chrebet	N.Y. Jets	20	72	991	13.8	70	8
9.	Irving Fryar	N.E., Phil., Wash.	20	61	978	16.0	54t	13
10.	Julian Edelman	New England	16	76	951	12.5	77t	6

OPPONENT OUTSTANDING PERFORMANCES

GAMES OF 300+ PASSING YARDS

	PLAYER	TEAM	DATE	ATT.	COMP.	YDS.	TD	INT.	LG
	Tom Brady	New England	9/12/11	48	32	517	4	1	99t
	Ken O'Brien	N.Y. Jets	9/21/86	43	29	479	4	1	65t
	James Harris	L.A. Rams	10/3/76	29	17	436	2	1	58
*	Dan Fouts	San Diego	1/2/82	55	33	433	4	1	43
	Andrew Luck	Indianapolis	11/4/12	48	30	433	2	0	48
	Drew Bledsoe	New England	11/23/98	54	28	423	2	2	49
	Drew Bledsoe	New England	9/4/94	51	32	421	4	2	62t
	Joe Ferguson	Buffalo	10/9/83	55	38	419	5	1	35
	Drew Bledsoe	New England	11/3/96	41	30	419	3	2	84t
	Joe Namath	N.Y. Jets	10/1/67	39	23	415	3	1	62
	Matt Cassel	New England	11/23/08	43	30	415	3	1	64
	Josh Allen	Buffalo	9/20/20	35	24	415	4	0	47
	Tom Brady	Tampa Bay	10/10/21	41	30	411	5	0	62t
	Drew Brees	New Orleans	9/30/13	39	30	413	4	0	48
	Bernie Kosar	Cleveland	11/10/86	50	32	401	0	0	44
	Josh Allen	Buffalo	9/25/22	63	42	400	2	0	28
	Andy Dalton	Cincinnati	12/22/19	56	33	396	4	0	34t
	Ken O'Brien	N.Y. Jets	11/10/85	43	26	393	2	0	44
	Patrick Mahomes	Kansas City	12/13/20	34	24	393	2	3	44t
	Derek Carr	Las Vegas	9/26/21	43	26	386	2	1	34
	Boomer Esiason	N.Y. Jets	11/27/94	41	26	382	2	2	69
	Elvis Grbac	San Francisco	11/20/95	41	31	382	4	0	47t
	Joe Flacco	Baltimore	12/4/16	47	36	381	4	1	53t
	Jim Kelly	Buffalo	9/1/91	39	29	381	2	1	54t
	Dan Fouts	San Diego	11/18/84	56	37	380	4	1	44
	Matt Schaub	Houston	10/12/08	42	22	379	1	2	61
	Vinny Testaverde	N.Y. Jets	10/23/00	59	36	378	5	3	30t
	Vinny Testaverde	N.Y. Jets	9/14/03	45	29	373	1	1	61
	Carson Palmer	Oakland	9/16/12	48	24	373	1	1	64t
	Justin Herbert	L.A. Chargers	12/11/22	51	39	367	1	0	55
	Steve DeBerg	Tampa Bay	10/20/85	32	19	365	4	1	57
	Tom Brady	New England	12/15/13	55	34	364	2	1	30
	Troy Aikman	Dallas	10/27/96	41	33	363	3	0	61
	Brett Favre	Green Bay	9/11/94	51	31	362	2	1	35
	Kurt Warner	Arizona	9/14/08	24	19	361	3	0	79
*	Doug Flutie	Buffalo	1/2/99	36	21	360	1	1	65
	Russell Wilson	Seattle	10/4/20	34	24	360	2	1	57
	Jim Kelly	Buffalo	10/25/87	39	29	359	2	0	34
	Josh Allen	Buffalo	1/7/24	38	30	359	2	2	46
	Brian Sipe	Cleveland	11/18/79	42	23	358	3	0	54
	Geno Smith	N.Y. Jets	12/28/14	25	20	358	3	0	74t
	Tom Brady	New England	12/9/18	43	27	358	3	0	37t
	Bert Jones	Baltimore	9/27/81	27	20	357	3	1	67t
	Tom Brady	New England	10/29/15	38	26	356	4	0	47t
	Steve Grogan	New England	11/8/81	40	23	355	1	4	76t
	Daunte Culpepper	Minnesota	9/10/00	37	23	355	1	3	42
	Jared Goff	L.A. Rams	11/1/20	35	61	355	1	2	26
	Danny White	Dallas	10/25/81	32	22	354	3	1	38
	Tom Brady	New England	10/21/07	25	21	354	6	0	50t
	Tom Brady	New England	12/6/09	29	19	352	2	2	81t
*	Josh Allen	Buffalo	1/15/23	39	23	352	3	2	52
	Steve Grogan	New England	11/29/79	39	21	350	3	2	38
	Eli Manning	N.Y. Giants	10/30/11	45	31	349	2	0	26
	Ben Roethlisberger	Pittsburgh	12/8/13	39	23	349	3	0	67
	Dennis Shaw	Buffalo	10/18/70	32	24	348	2	2	48
	Baker Mayfield	Tampa Bay	12/28/25	33	44	346	2	2	59
	Derek Carr	Oakland	9/23/18	39	27	345	1	2	66
	Daryle Lamonica	Oakland	9/21/68	24	15	344	4	0	73t
	Mike Tomczak	Pittsburgh	11/20/94	42	26	343	0	0	40
	Erik Kramer	Chicago	10/27/97	50	32	343	2	0	54
	Andrew Luck	Indianapolis	11/25/18	37	30	343	3	2	36
	Ken Anderson	Cincinnati	11/28/83	36	23	342	1	2	80t
	Pat Ryan	N.Y. Jets	11/27/88	43	27	341	2	1	35
	Tony Eason	New England	9/17/89	49	25	341	1	1	45
*	Jim Kelly	Buffalo	1/12/91	29	19	339	3	1	44

OPPONENT OUTSTANDING PERFORMANCES

GAMES OF 300+ PASSING YARDS

PLAYER	TEAM	DATE	ATT.	COMP.	YDS.	TD	INT.	LG
Aaron Rodgers	N. Y. Jets	12/8/24	39	27	339	1	0	42
Joe Ferguson	Buffalo	10/12/81	29	20	338	3	0	65t
Andy Dalton	Cincinnati	10/31/13	53	32	338	0	3	26
Eli Manning	N.Y. Giants	12/14/15	31	27	337	4	0	84t
Derek Carr	Las Vegas	12/26/20	34	21	336	1	0	85t
Matt Ryan	Atlanta	10/24/21	40	25	336	2	1	49t
Brian Griese	Denver	10/13/02	46	27	335	1	2	52
Sam Darnold	N.Y. Jets	9/16/18	25	41	334	1	2	44
Steve Bartkowski	Atlanta	9/21/80	36	18	332	2	0	53
Tom Brady	New England	11/8/09	37	25	332	1	1	71t
Joe Ferguson	Buffalo	12/17/77	40	25	331	1	3	27
Joe Montana	San Francisco	1/20/85	35	24	331	3	0	34
Vinny Testaverde	Baltimore	10/19/97	47	32	331	1	0	34t
Philip Rivers	L.A. Chargers	9/17/17	39	31	331	1	0	24
Ken O'Brien	N.Y. Jets	9/24/89	37	27	329	3	1	37t
Drew Bledsoe	New England	1/2/94	43	27	329	4	1	42
Tyrod Taylor	Buffalo	12/24/16	39	26	329	3	0	53
Kurt Warner	St. Louis	9/30/01	31	24	328	4	0	45t
Trent Green	Kansas City	9/29/02	34	24	328	5	0	46
Brooks Bollinger	N.Y. Jets	12/18/05	42	28	327	2	0	60t
Baker Mayfield	Cleveland	11/24/19	34	24	327	3	1	37
Will Levis	Tennessee	12/11/23	38	23	327	1	1	45
Bruce Matheson	Seattle	10/4/87	42	20	326	2	3	30
Warren Moon	Minnesota	9/25/94	37	26	326	3	0	44t
Philip Rivers	San Diego	11/13/16	44	23	326	3	4	51t
Neil O'Donnell	N.Y. Jets	9/15/96	44	25	325	3	3	78t
Kevin Kolb	Arizona	9/30/12	48	29	324	3	2	46t
Lamar Jackson	Baltimore	9/8/19	20	17	324	5	0	83t
Boomer Esiason	N.Y. Jets	9/12/93	33	22	323	2	1	51
Glenn Foley	N.Y. Jets	11/9/97	48	25	322	1	1	33
Andrew Luck	Indianapolis	9/15/13	43	25	321	1	1	47
Jared Goff	Detroit	10/30/22	37	27	321	1	0	58
Lamar Jackson	Baltimore	12/31/23	21	18	321	5	0	75t
Mark Rypien	St. Louis	12/24/95	42	27	320	2	1	31
Tyler Thigpen	Kansas City	12/21/08	41	20	320	2	3	75
Josh Allen	Buffalo	10/1/23	25	21	320	4	0	55t
Jim Harbaugh	Indianapolis	10/8/95	33	25	319	3	0	47t
Neil O'Donnell	N.Y. Jets	10/12/97	37	24	319	2	0	70
Trevor Lawrence	at Jacksonville	10/17/21	41	25	319	2	0	29
Lamar Jackson	at Baltimore	9/18/22	29	21	318	3	0	75t
Carson Palmer	Cincinnati	12/30/07	32	23	316	3	1	70t
Ryan Fitzpatrick	Buffalo	12/18/11	47	31	316	2	3	28
Mitchell Trubisky	Chicago	10/14/18	31	22	316	3	1	54
Sam Bradford	St. Louis	10/14/12	39	26	315	0	0	65
Steve Bono	Kansas City	12/12/94	55	33	314	2	3	22t
* Joe Montana	Kansas City	12/31/94	37	26	314	2	1	57t
Dan Fouts	San Diego	10/15/78	30	22	313	1	2	46
Tony Eason	New England	10/21/84	29	19	313	3	0	76t
Aaron Rodgers	Green Bay	10/17/10	33	18	313	1	1	86t
Brock Purdy	San Francisco	12/22/24	40	26	313	2	1	28
* Mark Malone	Pittsburgh	1/6/85	36	20	312	3	3	29t
Drew Bledsoe	New England	12/24/00	34	18	312	2	2	59
Philip Rivers	San Diego	12/20/15	36	26	311	3	2	31
Richard Todd	N.Y. Jets	10/4/81	39	28	310	4	1	46
Philip Rivers	L.A. Chargers	9/29/19	30	24	310	2	0	25
Carson Wentz	Philadelphia	12/1/19	46	28	310	3	1	27
Joe Burrow	Cincinnati	12/21/25	32	25	309	4	0	36
Alex Van Pelt	Buffalo	11/25/01	34	21	309	3	1	80t
Mike Livingston	Kansas City	10/19/69	34	17	308	1	1	93t
Neil Lomax	St. Louis	9/30/84	37	22	308	1	0	29
Matt Schaub	Baltimore	12/6/15	46	32	308	1	2	41t
Jay Cutler	Denver	11/2/08	46	24	307	2	3	47
Philip Rivers	San Diego	10/2/11	31	21	307	1	0	55t
Kyler Murray	Arizona	10/27/24	36	26	307	2	0	37
Josh Allen	Buffalo	11/9/25	40	28	306	2	1	35t

OPPONENT OUTSTANDING PERFORMANCES

GAMES OF 300+ PASSING YARDS

	PLAYER	TEAM	DATE	ATT.	COMP.	YDS.	TD	INT.	LG
*	Dan Pastorini	Houston	12/24/78	29	20	306	1	0	34
	Jim Kelly	Buffalo	10/4/92	48	25	306	1	4	28
	Drew Bledsoe	Buffalo	12/1/02	27	15	306	3	0	73t
	Mark Sanchez	N.Y. Jets	9/23/12	45	21	306	1	2	66
	Russell Wilson	Denver	9/24/23	38	23	306	1	1	46
	Greg Landry	Baltimore	11/25/79	42	25	304	3	1	31t
	Tom Brady	New England	12/24/11	46	27	304	1	0	42
	Alex Smith	Kansas City	12/24/17	39	25	304	1	0	52
	Josh Allen	Buffalo	12/17/22	40	25	304	4	0	45
	Sonny Jurgensen	Washington	10/13/74	39	26	303	2	3	37
	Peyton Manning	Indianapolis	9/21/09	23	14	303	2	0	80t
	Phillip Rivers	San Diego	9/27/09	33	18	303	0	0	55
	Peyton Manning	Indianapolis	9/6/98	37	21	302	1	3	42
	Ben Roethlisberger	Pittsburgh	10/24/10	27	19	302	2	0	53t
	Pat Ryan	N.Y. Jets	10/4/87	49	30	301	4	2	35t
	Derek Carr	Oakland	11/5/17	30	21	300	1	1	44t

GAMES OF 100+ RECEIVING YARDS

	PLAYER	TEAM	DATE	NO.	YDS.	TD	LG
*	Eric Moulds	Buffalo	1/2/99	9	240	1	65
	Eric Decker	N.Y. Jets	12/28/14	10	221	1	74t
	Ron Jessie	L.A. Rams	10/3/76	7	220	2	58t
	Isaac Bruce	St. Louis	12/24/95	15	210	1	31
	Eric Moulds	Buffalo	11/25/01	6	196	2	80t
	Wesley Walker	N.Y. Jets	9/21/86	6	194	4	65t
	Michael Irvin	Dallas	10/27/96	12	186	1	61
	Dallas Clark	Indianapolis	9/21/09	7	183	1	80t
	Stanley Morgan	New England	11/8/81	5	182	1	76t
	Al Toon	N.Y. Jets	11/27/88	14	181	0	29
	Andre Johnson	Houston	10/12/08	10	178	1	61
	Reggie Rucker	Cleveland	11/18/79	9	177	1	54
	Marvin Harrison	Indianapolis	11/11/01	9	174	3	45
	Theo Bell	Pittsburgh	11/30/80	4	173	0	45
	A.J. Green	Cincinnati	9/29/16	10	173	1	51
	Jordy Nelson	Oakland	9/23/18	6	173	1	66
	Johnnie Morton	Detroit	12/7/97	9	171	1	41
	Steve Smith	Carolina	9/25/05	11	170	3	53t
	Cris Carter	Minnesota	9/10/00	9	168	0	42
	Sammy Watkins	Buffalo	11/8/15	8	168	1	63
	Wes Welker	New England	12/6/09	10	167	0	58
*	Kellen Winslow	San Diego	1/2/82	13	166	1	31
	Odell Beckham Jr.	N.Y. Giants	12/14/15	7	166	2	84t
	Kyle Pitts	Atlanta	10/24/21	7	163	0	39
	Tommy Kane	Seattle	12/16/90	10	162	0	25
	Antwaan Randle El	Washington	9/9/07	5	162	0	54
	Ben Coates	New England	9/4/94	8	161	2	62t
	Don Maynard	N.Y. Jets	12/1/68	7	160	3	54t
	Wes Welker	New England	9/12/11	8	160	2	99t
	Al Toon	N.Y. Jets	9/24/89	10	159	1	37t
	Bake Turner	N.Y. Jets	12/15/68	7	157	0	71
	Al Toon	N.Y. Jets	11/10/85	10	156	0	44
	Allen Robinson	Jacksonville	9/20/15	6	155	2	52
	Nelson Agholor	Las Vegas	12/26/20	5	155	1	85t
	Andre Reed	Buffalo	9/1/91	11	154	1	54t
	Sammy Watkins	Buffalo	12/24/16	7	154	1	53
	Frank Lewis	Buffalo	9/17/78	5	153	1	92t
	Larry Fitzgerald	Arizona	9/14/08	6	153	0	75
	Stefon Diggs	Buffalo	9/20/20	8	153	1	47
	Julian Edelman	New England	1/1/17	8	151	1	77t
*	James Lofton	Buffalo	1/12/91	7	149	1	44
	Jerry Rice	San Francisco	11/20/95	8	149	2	47t
	Stanley Morgan	New England	12/22/86	8	148	2	30t
	Jarvis Landry	Cleveland	11/24/19	10	148	2	37
	Randy Moss	New England	11/8/09	6	147	1	71t

OPPONENT OUTSTANDING PERFORMANCES

GAMES OF 100+ RECEIVING YARDS

	PLAYER	TEAM	DATE	NO.	YDS.	TD	LG
	Santonio Holmes	N.Y. Jets	9/23/12	9	147	0	38
	Marquise Brown	Baltimore	9/8/19	4	147	2	83t
	Marlin Briscoe	Buffalo	10/18/70	7	145	2	46t
	Raymond Butler	Baltimore	9/27/81	4	145	2	67t
	Keyshawn Johnson	N.Y. Jets	12/12/99	11	144	2	27
	Marvin Harrison	Indianapolis	9/15/02	11	144	1	33
	Terrelle Pryor Sr.	Cleveland	9/25/16	8	144	0	40
	Mark Carrier	Tampa Bay	10/30/88	9	142	0	47
	George Sauer	N.Y. Jets	11/20/66	7	142	0	–
*	Stephone Paige	Kansas City	1/5/91	8	142	1	33
	Santana Moss	N.Y. Jets	9/14/03	5	142	1	61
	Elijah Moore	N.Y. Jets	11/21/21	8	141	1	62t
	Tony Gonzalez	Kansas City	9/29/02	7	140	3	42t
	Anquan Boldin	Arizona	9/14/08	6	140	3	79t
	George Sauer	N.Y. Jets	10/22/67	6	139	1	61t
	Julian Edelman	New England	12/15/13	13	139	1	24t
	Wes Welker	New England	10/21/07	9	138	2	36
	Wes Welker	New England	12/24/11	12	138	0	42
	Antonio Brown	Pittsburgh	12/8/13	5	138	1	56
	Jimmy Teal	Seattle	10/4/87	9	137	0	32
	Joey Galloway	Seattle	10/6/96	5	137	2	65t
	John Brown	Buffalo	11/17/19	9	137	2	40t
	Alshon Jeffrey	Philadelphia	12/1/19	9	137	1	27
	A.J. Brown	Philadelphia	10/22/23	10	137	1	42
	Alfred Jenkins	Atlanta	9/21/80	4	136	0	33
	Jeff Graham	N.Y. Jets	9/15/96	5	136	1	78t
*	Jimmy Smith	Jacksonville	1/15/00	5	136	2	70t
	Travis Kelce	Kansas City	12/13/20	8	136	1	32
	Ben Coates	New England	11/3/96	5	135	2	84t
	Gene Foster	San Diego	10/2/66	6	134	2	63t
	Jim Whalen	Boston	10/15/67	6	134	3	–
	Andre Reed	Buffalo	10/13/96	10	134	0	49
	Brent Celek	Philadelphia	11/15/15	4	134	0	60
	Leonard Thompson	Detroit	10/27/85	6	133	1	48
	Stephone Paige	Kansas City	12/3/89	7	133	1	38t
	Greg Jennings	Green Bay	10/17/10	6	133	1	86t
	Fred Biletnikoff	Oakland	9/20/69	9	132	1	13t
	Otis Taylor	Kansas City	10/19/69	4	131	0	79
	J.J. Birden	Kansas City	12/12/94	10	131	1	22t
	Shawn Jefferson	New England	11/23/98	6	131	1	38
	Troy Brown	New England	10/19/03	6	131	1	82t
	Chad Johnson	Cincinnati	12/30/07	4	131	2	70t
	Hines Ward	Pittsburgh	10/24/10	7	131	1	43
	Danny Amendola	New England	12/15/13	10	131	0	30
	Brandon Marshall	N.Y. Jets	11/29/15	9	131	2	47
	Chris Burkett	Buffalo	10/25/87	9	130	1	34
	Eric Moulds	Buffalo	12/1/02	5	130	1	57t
*	Rashee Rice	Kansas City	1/13/24	8	130	1	39
	Randy Vataha	New England	12/5/71	7	129	2	51t
*	Steve Largent	Seattle	12/29/84	6	128	1	56t
	Matt Jones	Jacksonville	12/3/06	6	128	1	33
	A.J. Green	Cincinnati	10/31/13	11	128	0	21
	Brandon Marshall	N.Y. Jets	10/4/15	7	128	0	58
	Tyler Boyd	Cincinnati	12/22/19	9	128	2	34t
	Cris Collinsworth	Cincinnati	11/28/83	8	127	0	48
	Jake Reed	Minnesota	9/25/94	9	127	0	21
	Andre Reed	Buffalo	12/16/96	6	127	1	67t
	Nate Washington	Houston	10/25/15	9	127	2	27t
	Charlie Mitchell	Denver	12/4/66	4	126	1	79t
	Wesley Walker	N.Y. Jets	11/26/78	6	126	1	42
	Roy Williams	Detroit	11/23/06	6	126	0	41
	Jared Cook	Oakland	11/5/17	8	126	0	35
	Brock Bowers	Las Vegas	11/17/24	13	126	1	23t
	Lance Alworth	San Diego	11/12/67	4	125	1	54t
	Stanley Morgan	New England	10/5/86	6	125	1	27t

OPPONENT OUTSTANDING PERFORMANCES

GAMES OF 100+ RECEIVING YARDS

	PLAYER	TEAM	DATE	NO.	YDS.	TD	LG
	Tim Brown	Oakland	11/30/97	8	125	1	36
	Raghib Ismail	Dallas	11/25/99	5	125	1	65t
	Marvin Harrison	Indianapolis	12/5/99	8	125	0	36
	Randy Moss	New England	11/23/08	8	125	3	29t
	Emmanuel Sanders	Denver	11/23/14	9	125	0	35
	Tyrell Williams	San Diego	11/13/16	5	125	1	51t
	T.Y. Hilton	Indianapolis	11/25/18	7	125	0	36
	Stanley Morgan	New England	11/29/79	5	124	1	38t
	Rob Moore	N.Y. Jets	9/12/93	6	124	0	51
	Rob Moore	N.Y. Jets	11/27/94	7	124	0	35
	T.Y. Hilton	Indianapolis	9/15/13	6	124	0	47
*	Antonio Brown	Pittsburgh	1/8/17	5	124	2	62t
	Will Fuller	Houston	10/25/18	5	124	1	73t
	Antonio Brown	Tampa Bay	10/10/21	7	124	2	62t
	Tee Higgins	Cincinnati	9/29/22	7	124	1	59t
	DeAndre Hopkins	Tennessee	12/11/23	7	124	1	45
	Trey McBride	Arizona	10/27/24	9	124	0	37
	Antonio Gates	San Diego	12/11/05	13	123	1	25
	Christian Kirk	Arizona	11/8/20	5	123	1	56t
	Jim Whalen	Boston	12/17/67	4	122	0	33
*	Fred Biletnikoff	Oakland	12/21/74	8	122	1	20
	Dokie Williams	L.A. Raiders	12/2/84	2	122	1	75t
	Andre Reed	Buffalo	9/11/88	8	122	0	21
*	Andre Reed	Buffalo	1/12/91	4	122	2	43
	Randy Moss	New England	10/21/07	4	122	2	50t
	Don Maynard	N.Y. Jets	10/1/67	10	121	0	–
	Don Maynard	N.Y. Jets	11/2/69	4	121	2	42t
	Wayne Patrick	Buffalo	10/18/70	6	121	0	48
	Joe Washington	Baltimore	11/11/79	10	121	0	23
	Henry Ellard	L.A. Rams	12/14/86	8	121	1	22
	Tony Martin	San Diego	11/5/95	7	121	1	50t
	Darrell Jackson	Seattle	10/28/01	5	121	1	64
	Torrey Smith	Baltimore	10/6/13	6	121	0	41
	George Sauer	N.Y. Jets	10/1/67	10	120	0	–
	Sammy White	Minnesota	12/11/76	9	120	3	36t
	Butch Woolfolk	Houston	9/8/85	3	120	1	80t
	Wes Welker	New England	11/23/08	8	120	0	64
	Vincent Jackson	San Diego	9/27/09	5	120	0	55
	Stefon Diggs	Buffalo	10/1/23	6	120	3	55t
	Lance Alworth	San Diego	10/2/66	6	119	2	–
	Eric Sievers	San Diego	11/18/84	12	119	2	24
	Fred Biletnikoff	Oakland	10/4/69	9	119	1	23
	Mike Jones	New Orleans	12/7/86	6	119	0	34
	Andre Johnson	Houston	9/9/12	8	119	1	29
	Tim Patrick	Denver	11/22/20	5	119	0	61
	Vincent Brisby	New England	11/12/95	6	118	1	47t
	Andre Roberts	Arizona	9/30/12	6	118	2	46t
	CeeDee Lamb	Dallas	12/24/23	6	118	1	49t
	Richard Caster	N.Y. Jets	10/7/74	3	117	1	89t
	O.J. Simpson	Buffalo	12/7/75	8	117	1	62t
	Eric Sievers	New England	12/10/89	6	117	0	41
	Carl Pickens	Cincinnati	10/1/95	9	117	3	44t
	Lee Evans	Buffalo	12/4/05	5	117	3	56t
	Sammy Watkins	Buffalo	9/14/14	8	117	1	30
	Robby Anderson	N.Y. Jets	12/8/19	7	117	1	39
	Paul Coffman	Green Bay	10/28/79	5	116	1	78t
	Jimmie Giles	Tampa Bay	10/20/85	7	116	4	39t
	Irving Fryar	Philadelphia	10/20/96	8	116	4	38t
	Shawn Jefferson	New England	10/25/98	4	116	0	54
	Lee Evans	Buffalo	10/26/08	7	116	0	33
	Peyton Hillis	Denver	11/2/08	7	116	1	47
	Mike Williams	L.A. Chargers	12/11/22	6	116	1	55
	Tony Hill	Dallas	12/17/84	6	115	1	66t
	Steve Breaston	Kansas City	11/6/11	7	115	0	37
	Julio Jones	Atlanta	9/22/13	9	115	0	28

OPPONENT OUTSTANDING PERFORMANCES

GAMES OF 100+ RECEIVING YARDS

	PLAYER	TEAM	DATE	NO.	YDS.	TD	LG
	Adam Thielen	Carolina	10/15/23	11	115	1	27
	Isaac Curtis	Cincinnati	11/28/83	4	114	1	80t
	Stanley Morgan	New England	10/21/84	3	114	1	76t
	Dennis Northcutt	Cleveland	12/26/04	4	114	1	58t
	Darren Sproles	New Orleans	9/30/13	7	114	1	48
	Martellus Bennett	New England	9/18/16	5	114	1	37
*	Stefon Diggs	Buffalo	1/15/23	7	114	0	52
	Garrett Wilson	N.Y. Jets	12/8/24	7	114	0	42
	Jalen McMillan	Tampa Bay	12/28/25	7	114	0	33
	Otis Taylor	Kansas City	11/13/66	4	113	1	89t
	Otis Taylor	Kansas City	9/28/68	3	113	1	44
	Eric Crabtree	Cincinnati	9/14/69	3	113	2	69t
	James Lofton	L.A. Raiders	10/9/88	5	113	0	32
	Tim Brown	Oakland	10/31/99	7	113	0	32
	Calvin Johnson	Detroit	11/9/14	7	113	1	49t
	Rob Gronkowski	New England	10/29/15	6	113	1	47t
	Mike Evans	Tampa Bay	10/10/21	6	113	2	34t
*	Gabe Davis	Buffalo	1/15/23	6	113	1	33
	Jim Colclough	Boston	12/17/67	3	112	0	52
*	Mike Barber	Houston	12/24/78	4	112	0	55
	Wesley Walker	N.Y. Jets	10/4/81	8	112	2	46
	Will Moore	New England	9/10/95	8	112	0	33
	Terry Glenn	New England	11/3/96	10	112	0	20
	A.J. Green	Cincinnati	10/7/18	6	112	0	23
	Darren Waller	Las Vegas	12/26/20	5	112	0	33
	Wayne Patrick	Buffalo	10/18/70	6	111	0	48
	Roy Jefferson	Washington	10/13/74	7	111	1	37t
	John Holland	Buffalo	9/13/76	2	111	2	58t
*	John Stallworth	Pittsburgh	1/6/85	4	111	2	65t
	Kevin House	Tampa Bay	10/20/85	4	111	0	57
	Al Toon	N.Y. Jets	9/21/86	7	111	0	31
	Torry Holt	St. Louis	9/30/01	4	111	1	45t
	Sterling Shepard	N.Y. Giants	12/15/19	9	111	0	24
	Jakobi Meyers	New England	12/20/20	7	111	0	35
	Marvin Harrison Jr.	Arizona	10/27/24	6	111	1	25
*	Ed Podolak	Kansas City	12/25/71	8	110	1	29
	Anthony Miller	San Diego	12/27/93	7	110	2	41t
	Randy Moss	Minnesota	12/21/02	7	110	0	60
	Jeremy Shockey	N.Y. Giants	10/5/03	11	110	0	20
	Lee Evans	Buffalo	12/5/04	4	110	2	69t
	Taylor Gabriel	Chicago	10/14/18	5	110	0	54
	Cooper Kupp	L.A. Rams	11/1/20	11	110	0	22
	Cole Beasley	Buffalo	10/31/21	10	110	0	20
	Emerson Boozer	N.Y. Jets	10/1/67	5	109	2	–
	Richie Anderson	N.Y. Jets	10/23/00	12	109	0	19
	Ja'Marr Chase	Cincinnati	12/21/25	9	109	0	36
	Golden Tate	Detroit	11/9/14	11	109	0	28
	Tyreek Hill	Kansas City	12/24/17	6	109	0	52
	Davante Adams	N.Y. Jets	12/8/24	9	109	1	34
	Wesley Walker	N.Y. Jets	9/3/78	4	108	2	47t
*	Charlie Joiner	San Diego	1/2/82	7	108	0	39
	Art Monk	N.Y. Jets	11/27/94	5	108	0	69
*	Steve Tasker	Buffalo	12/30/95	5	108	1	37t
	Dedric Ward	N.Y. Jets	11/9/97	6	108	0	33
	Leon Washington	N.Y. Jets	12/25/06	4	108	0	64
	Jacoby Ford	Oakland	11/28/10	4	108	1	52
	Vincent Jackson	San Diego	10/2/11	3	108	1	55t
	Donnie Avery	Indianapolis	11/4/12	5	108	0	48
	Jordan Cameron	Cleveland	9/8/13	9	108	1	22
	Mark Andrews	Baltimore	9/8/19	8	108	1	39
	Rashod Bateman	Baltimore	9/18/22	4	108	1	75t
	Chris Godwin Jr.	Tampa Bay	12/28/25	7	108	1	59
	Jack Snow	L.A. Rams	10/31/71	5	107	1	51t
	Jordy Nelson	Green Bay	10/12/14	9	107	1	22
	Javorius Allen	Baltimore	12/6/15	12	107	1	41t

OPPONENT OUTSTANDING PERFORMANCES

GAMES OF 100+ RECEIVING YARDS

	PLAYER	TEAM	DATE	NO.	YDS.	TD	LG
	Rob Gronkowski	New England	12/9/18	8	107	1	17
	Gabriel Davis	Buffalo	1/3/21	2	107	1	56t
	Justin Jefferson	Minnesota	10/16/22	6	107	0	47
	Warren Wells	Oakland	9/21/68	3	106	1	73t
	Raymond Chester	Baltimore	10/10/76	5	106	0	48
	Frank Lewis	Buffalo	10/12/81	5	106	0	30
	Tony Hill	Dallas	10/25/81	5	106	0	38
*	Wes Chandler	San Diego	1/2/82	6	106	0	47
	Andre Reed	Buffalo	12/4/94	3	106	2	83t
	Warrick Dunn	Tampa Bay	9/21/97	6	106	1	58t
	Laveranues Coles	N.Y. Jets	10/15/06	5	106	2	58t
	Leonard Hankerson	Washington	11/13/11	8	106	0	22
	DK Metcalf	Seattle	10/4/20	4	106	0	37
	Zay Flowers	Baltimore	12/31/23	3	106	1	75t
	George Kittle	San Francisco	12/22/24	8	106	0	28
	Bake Turner	N.Y. Jets	12/14/69	4	105	2	34t
	Harold Jackson	New England	11/29/79	5	105	1	33
	Eddie Brown	Cincinnati	11/8/87	8	105	0	32
	Jermaine Lewis	Baltimore	10/19/97	6	105	0	28
	Wayne Chrebet	N.Y. Jets	12/13/98	5	105	1	52
	Tony Martin	Atlanta	12/27/98	3	105	1	53
	Ed McCaffrey	Denver	9/13/99	6	105	3	61t
	Jeremy Shockey	New Orleans	10/25/09	4	105	0	66
	Khalil Shakir	Buffalo	1/7/24	6	105	0	46
	Art Powell	Oakland	9/2/66	8	104	1	17t
*	Elmo Wright	Kansas City	12/25/71	3	104	0	63
	Derrick Gaffney	N.Y. Jets	9/30/79	4	104	0	43
	Wayne Chrebet	N.Y. Jets	10/12/97	5	104	1	70
	Tim Brown	Oakland	12/6/98	9	104	2	27
	Wayne Chrebet	N.Y. Jets	10/23/00	6	104	2	28
	Mark Andrews	at Baltimore	9/18/22	9	104	1	25
	DK Metcalf	at Seattle	9/22/24	4	104	1	71t
	Gary Garrison	San Diego	10/11/69	4	103	2	40t
*	Ken Burrough	Houston	12/24/78	6	103	0	53
	Thurman Thomas	Buffalo	9/1/91	8	103	1	50t
*	Kimble Anders	Kansas City	12/31/94	6	103	1	57t
	Aaron Hernandez	New England	9/12/11	7	103	1	30
	Wes Welker	New England	12/2/12	12	103	1	14
	JuJu Smith-Schuster	Pittsburgh	10/28/19	5	103	1	34
	DJ Moore	Carolina	11/28/21	4	103	0	64
	Marvin Harrison	Indianapolis	9/6/98	5	102	1	42
	Troy Brown	New England	12/24/00	8	102	0	22
	David Patten	New England	10/6/02	5	102	2	34t
	Doug Jolley	N.Y. Jets	12/18/05	9	102	1	60t
	Jamaal Charles	Kansas City	12/21/08	3	102	0	75
	Kellen Winslow	Tampa Bay	11/15/09	7	102	0	37
	Rob Gronkowski	New England	1/2/11	6	102	1	28
	T.Y. Hilton	Indianapolis	11/4/12	6	102	1	36t
	Elbert Dubenion	Buffalo	9/18/66	5	101	0	26
	Jerry LeVias	Houston	11/23/69	4	101	1	–
	Andre Rison	Atlanta	10/11/92	7	101	1	22t
	Heath Miller	Pittsburgh	9/7/06	3	101	1	87t
	Andre Johnson	Houston	10/1/06	9	101	1	30
	Cecil Shorts	Jacksonville	12/16/12	6	101	0	30
	Richard Caster	N.Y. Jets	11/24/74	6	100	2	45t
	Al Toon	N.Y. Jets	12/7/87	5	100	1	44t
	Lawrence Dawsey	Tampa Bay	12/1/91	8	100	1	17t
	Curtis Conway	Chicago	10/27/97	6	100	0	54
	Ken Dilger	Indianapolis	12/14/97	5	100	3	43
	Ben Watson	Cleveland	12/5/10	10	100	1	22
	Jimmy Graham	New Orleans	9/30/13	4	100	2	43t
	Keenan Allen	L.A. Chargers	9/17/17	9	100	0	24
	Ladd McConkey	L.A. Chargers	10/12/25	7	100	1	42
	Terry McLaurin	Washington	10/13/19	4	100	2	33t
	Marvin Jones	at Jacksonville	10/17/21	7	100	1	28
	Breece Hall	at N.Y. Jets	10/9/22	2	100	0	79

OPPONENT OUTSTANDING PERFORMANCES

GAMES OF 100+ RUSHING YARDS

	PLAYER	TEAM	DATE	NO.	YDS.	TD	LG
	Rico Dowdle	Carolina	10/5/25	23	206	1	53
	O.J. Simpson	Buffalo	12/5/76	24	203	1	75t
	Rueben Mayes	New Orleans	12/7/86	28	203	2	34t
	Earl Campbell	Houston	11/20/78	28	199	4	81t
*	Terrell Davis	Denver	1/9/99	21	199	2	62
	Justin Fargas	Oakland	9/30/07	22	179	0	48
	Justin Fields	Chicago	11/6/22	15	178	1	61t
	Freeman McNeil	N.Y. Jets	10/14/85	28	173	0	20
	Ricky Watters	Philadelphia	10/20/96	25	173	1	49t
	Gerald Riggs	Atlanta	11/30/86	33	172	1	31
	Eric Dickerson	Indianapolis	12/4/88	31	169	1	19
	Jamal Lewis	Baltimore	1/2/05	34	167	1	20
	C.J. Anderson	Denver	11/23/14	27	167	1	26
*	Le'Veon Bell	Pittsburgh	1/8/17	29	167	2	26
**	John Riggins	Washington	1/30/83	38	166	1	43t
	Reuben Droughns	Cleveland	11/20/05	30	166	1	75t
	Chris Ivory	N.Y. Jets	10/4/15	29	166	1	24
	Thurman Thomas	Buffalo	9/1/91	25	165	1	20
	Jim Nance	Boston	12/17/67	24	164	2	29
	William Andrews	Atlanta	12/10/83	21	161	1	24t
*	Earnest Byner	Cleveland	1/4/86	16	161	2	66t
	Hoyle Granger	Houston	12/23/67	21	160	1	23
	Wayne Wilson	New Orleans	10/2/83	34	160	0	12
*	Thurman Thomas	Buffalo	12/30/95	25	158	1	32
	Kerryon Johnson	Detroit	10/21/18	19	158	0	71
	Don Woods	San Diego	9/29/74	18	157	2	56t
	Earnest Byner	Washington	12/2/90	32	157	3	21
	Antowain Smith	New England	12/22/01	26	156	1	44
	Laurence Maroney	New England	12/23/07	14	156	1	59t
	Marcus Allen	L.A. Raiders	12/2/84	20	155	3	52t
	Eric Dickerson	Indianapolis	11/15/87	30	154	1	13
	Thurman Thomas	Buffalo	12/23/90	30	154	1	13t
	Christian Okoye	Kansas City	10/13/91	23	153	2	38t
	Dick Post	San Diego	11/3/68	21	151	0	24
	Travis Henry	Buffalo	12/1/02	35	151	1	13
	Thurman Thomas	Buffalo	10/29/89	27	148	1	30t
	Christian Okoye	Kansas City	12/3/89	32	148	1	13
	Thurman Thomas	Buffalo	12/17/95	35	148	1	15
	Brian Westbrook	Philadelphia	11/18/07	32	148	0	36
	Adrian Peterson	Minnesota	9/19/10	28	145	1	23
	Aaron Jones	Green Bay	11/11/18	15	145	2	67
	James Conner	Pittsburgh	10/28/19	23	145	1	25
	Barry Sanders	Detroit	9/15/91	32	143	0	14
	Lee Suggs	Cleveland	12/26/04	38	143	0	13
	Lydell Mitchell	Baltimore	10/9/77	17	142	1	64t
	Curtis Martin	New England	11/12/95	30	142	2	23
	Woody Campbell	Houston	12/3/67	18	141	1	42
*	Natrone Means	San Diego	1/8/95	24	139	1	24t
	Earl Campbell	Houston	12/4/83	28	138	1	35t
	Edgerrin James	Indianapolis	9/15/02	30	138	0	13
	C.J. Spiller	Buffalo	12/23/12	22	138	0	62
	Barry Sanders	Detroit	12/7/97	30	137	1	19
	Dalvin Cook	Minnesota	12/16/18	19	136	2	26
	Thurman Thomas	Buffalo	11/18/91	23	135	1	30
*	Fred Taylor	Jacksonville	1/15/00	18	135	1	90t
	Josh Allen	Buffalo	12/2/18	9	135	0	28
	Paul Robinson	Cincinnati	11/17/68	22	134	3	54t
	Jim Nance	Boston	11/27/66	23	133	1	27t
	Lamar Miller	Houston	10/25/18	18	133	1	58
	Freeman McNeil	N.Y. Jets	11/4/84	20	132	1	52
	Johnny Hector	N.Y. Jets	12/22/91	13	132	0	47
	Travis Henry	Buffalo	10/20/02	22	132	0	34
	Knile Davis	Kansas City	9/21/14	32	132	1	21t
	D'Onta Foreman	Tennessee	1/2/22	26	132	1	35
	Mike Garrett	Kansas City	9/24/67	20	131	0	28
	Brandon Jacobs	N.Y. Giants	10/28/07	23	131	0	15
	Edgerrin James	Indianapolis	12/5/99	23	130	2	41t
	Darren McFadden	Dallas	11/22/15	29	129	0	35
	LeSean McCoy	Buffalo	12/24/16	24	128	1	19t
	Michael Pittman	Tampa Bay	10/16/05	15	127	1	57t
	Ryan Mathews	San Diego	11/17/13	19	127	0	51
	Joe Washington	Baltimore	10/29/78	20	126	0	29
	Floyd Little	Denver	10/27/68	25	126	1	19

OPPONENT OUTSTANDING PERFORMANCES

GAMES OF 100+ RUSHING YARDS

PLAYER	TEAM	DATE	NO.	YDS.	TD	LG
Antowain Smith	Buffalo	11/14/99	29	126	0	24
Chris Johnson	Tennessee	11/11/12	23	126	1	21
Eric Dickerson	Indianapolis	9/25/88	30	125	0	9
Thurman Thomas	Buffalo	10/9/94	31	125	2	26t
Ezekiel Elliott	Dallas	9/22/19	19	125	0	18
Earnest Jackson	San Diego	11/18/84	28	124	0	16
Eric Dickerson	L.A. Rams	12/14/86	28	124	1	25
Kimani Vidal	L.A. Chargers	10/12/25	18	124	0	38
Robert Holmes	Kansas City	9/28/68	13	123	1	76t
Neal Anderson	Chicago	9/4/88	24	123	2	15
Scott Lockwood	New England	12/27/92	30	123	0	23
Tatum Bell	Denver	12/12/04	17	123	2	29
LeGarrette Blount	New England	9/18/16	29	123	1	26
Tony Dorsett	Dallas	10/25/81	24	122	0	18
DeAngelo Williams	Carolina	11/19/09	13	122	0	50
Walter Payton	Chicago	12/2/85	23	121	0	15
Larry Kinnebrew	Buffalo	10/29/89	21	121	1	25
Dorsey Levens	Green Bay	9/14/97	21	121	0	23
Corey Dillon	New England	12/20/04	26	121	1	20
Alfred Morris	Washington	9/13/15	25	121	0	14
DeMarco Murray	Tennessee	10/9/16	27	121	0	14
O.J. Simpson	Buffalo	11/18/73	20	120	0	28
Earl Campbell	Houston	11/5/79	32	120	0	11
* Chuck Muncie	San Diego	1/2/82	24	120	1	19
Curtis Martin	N.Y. Jets	10/14/01	22	120	1	27t
Jim Braxton	Buffalo	11/18/73	17	119	0	36
Craig James	New England	11/3/85	23	119	0	14
Ronnie Harmon	Buffalo	11/29/87	23	119	0	19
Jerome Bettis	Pittsburgh	11/25/96	27	119	0	14
Lamar Jackson	at Baltimore	9/18/22	9	119	1	79t
Derrick Henry	vs. Baltimore	10/30/25	19	119	0	35
Natrone Means	San Diego	12/27/93	18	118	3	65t
Edgerrin James	Indianapolis	11/26/00	26	118	0	13
Ahman Green	Green Bay	10/22/06	18	118	1	70t
Adrian Peterson	Washington	10/13/19	23	118	0	25
Warren Williams	Pittsburgh	12/18/88	16	117	0	33
* Thurman Thomas	Buffalo	1/12/91	32	117	2	14
Chris Johnson	Tennessee	11/14/10	17	117	1	30
Austin Ekeler	L.A. Chargers	9/10/23	16	117	1	55
Franco Harris	Pittsburgh	11/30/80	28	116	1	9t
Freeman McNeil	N.Y. Jets	9/12/82	13	116	0	48
Freeman McNeil	N.Y. Jets	11/26/84	24	116	0	39
Curtis Martin	N.Y. Jets	11/1/04	19	115	1	25t
Lamont Jordan	N.Y. Jets	11/1/04	14	115	1	25t
Willie Parker	Pittsburgh	9/7/06	29	115	0	32
Fred Jackson	Buffalo	12/9/07	15	115	0	27
Emerson Boozer	N.Y. Jets	12/13/70	18	114	0	21
Curtis Brown	Buffalo	11/12/78	11	114	1	58t
James Jones	Detroit	10/27/85	36	114	1	8
Jim Nance	Boston	10/15/67	20	113	0	19
Mel Owens	Detroit	12/15/73	27	113	1	10
Horace Ivory	New England	10/22/78	15	113	2	28
* Curt Warner	Seattle	12/31/83	29	113	2	18
Terry Allen	Minnesota	9/25/94	15	113	1	45
Colin Kaepernick	San Francisco	11/27/16	10	113	0	30
Alex Collins	Baltimore	10/26/17	18	113	0	19
Edgerrin James	Indianapolis	12/17/00	32	112	0	15
LeSean McCoy	Buffalo	11/8/15	16	112	1	48t
Dion Lewis	New England	11/26/17	15	112	0	25
Sony Michel	New England	9/30/18	25	112	1	23
Saquon Barkley	N.Y. Giants	12/15/19	24	112	2	12
Hoyle Granger	Houston	12/3/67	25	111	1	13
Jim Nance	Boston	12/8/68	19	111	1	30t
Wilbert Montgomery	Philadelphia	9/24/78	25	111	0	12
Willis McGahee	Buffalo	10/17/04	26	111	0	31
Peyton Barber	Las Vegas	9/26/21	23	111	1	27t
Franco Harris	Pittsburgh	11/14/76	22	110	1	26
Rocky Bleier	Pittsburgh	11/14/76	20	110	0	13
Eric Dickerson	Indianapolis	12/30/90	20	110	0	16
Corey Dillon	Cincinnati	10/1/00	22	110	0	19
Curtis Martin	N.Y. Jets	10/3/04	24	110	1	13
Thomas Jones	N.Y. Jets	9/23/07	25	110	0	12
Karlos Williams	Buffalo	9/27/15	12	110	1	41t

OPPONENT OUTSTANDING PERFORMANCES

GAMES OF 100+ RUSHING YARDS

	PLAYER	TEAM	DATE	NO.	YDS.	TD	LG
	Karlos Williams	Buffalo	11/8/15	9	110	2	38t
	Jonathan Stewart	Carolina	11/13/17	17	110	0	18
	Jim Nance	Boston	11/9/69	17	109	0	23
	Stump Mitchell	St. Louis	9/30/84	20	109	2	19
*	Terry Allen	Baltimore	1/13/02	25	109	1	13
	James Cook	Buffalo	9/18/25	19	108	1	26
	Joe Cribbs	Buffalo	12/27/82	19	108	1	62t
	Curtis Martin	N.Y. Jets	10/4/98	36	108	1	15
	Larry Johnson	Kansas City	12/21/08	12	108	1	33
	Denard Robinson	Jacksonville	10/26/14	18	108	0	41
	Freeman McNeil	N.Y. Jets	11/10/85	26	107	0	13
	Eric Dickerson	Indianapolis	12/17/89	21	107	2	17
*	Edgerrin James	Indianapolis	12/30/00	21	107	0	34
	Marshawn Lynch	Buffalo	12/9/07	23	107	0	11
	Mark Ingram II	Baltimore	9/8/19	14	107	2	49
	Lydell Mitchell	Baltimore	11/23/75	26	106	1	32t
	Sam Cunningham	New England	9/19/76	21	106	0	15
	Eddie George	Tennessee	9/7/97	23	106	1	13t
	Raymont Harris	Chicago	10/27/97	25	106	1	9
	Nick Chubb	Cleveland	11/24/19	21	106	1	17
	Kyler Murray	Arizona	11/8/20	11	106	1	28
	Franco Harris	Pittsburgh	12/3/73	15	105	1	21t
	Marcus Allen	L.A. Raiders	9/19/83	22	105	0	15
*	Craig James	New England	1/12/86	22	105	0	21
	Willis McGahee	Baltimore	10/19/08	19	105	1	17
	Fred Jackson	Buffalo Bills	12/22/13	18	105	1	14
	Chris Johnson	N.Y. Jets	12/1/14	17	105	0	47
	Lydell Mitchell	Baltimore	12/9/73	35	104	0	9
	John Stephens	New England	11/6/88	25	104	1	13t
	Rod Bernstine	San Diego	12/15/91	13	104	3	63t
	Willis McGahee	Baltimore	12/16/07	29	104	0	19
	Chris Johnson	Tennessee	12/20/09	29	104	0	14
	Sammy Winder	Denver	9/29/85	20	103	2	19
	Brad Baxter	N.Y. Jets	11/1/92	20	103	0	28
	Jamal Anderson	Atlanta	12/27/98	18	103	1	36t
	Emmitt Smith	Dallas	11/25/99	31	103	0	28
	Garrison Hearst	San Francisco	12/16/01	26	103	0	23
	Ben Tate	Houston	9/18/11	23	103	0	16
	Tony Pollard	Dallas	9/22/19	13	103	1	28
	Jonathan Taylor	Indianapolis	10/3/21	16	103	1	38
	Thomas Jones	N.Y. Jets	11/1/09	27	102	0	11
	Eric Dickerson	L.A. Rams	10/30/83	14	101	1	40
	Duce Staley	Pittsburgh	9/26/04	22	101	0	38
	Thomas Jones	N.Y. Jets	9/7/08	22	101	1	14
*	Wendell Hayes	Kansas City	12/25/71	22	100	0	22
	Mark van Eeghen	New England	12/12/82	22	100	0	11
	Chris Brown	Tennessee	9/11/04	16	100	0	52
	Damien Harris	New England	9/12/21	23	100	0	35

** Playoff Game* *** Super Bowl*

DOLPHINS LARGEST COMEBACKS

DOLPHINS

	MARGIN	SCORE/QUARTER	FINAL SCORE	DATE	OPPONENT
1.	24 points	0-24 (2nd)	34-27	12/15/74	NEW ENGLAND
2.	21 points	0-21 (2nd)	24-23	12/4/05	BUFFALO
	21 points	14-35 (4th)	42-38	9/18/22	at Baltimore
4.	18 points	3-21 (2nd)	24-21	11/14/71	PITTSBURGH
	18 points	3-21 (2nd)	24-21	1/4/86	CLEVELAND*
	18 points	6-24 (3rd)	28-24	11/27/94	at N.Y. Jets
7.	17 points	0-17 (3rd)	21-17	11/10/68	at Buffalo
	17 points	3-20 (2nd)	31-23	11/12/89	at N.Y. Jets
	17 points	0-17 (2nd)	28-20	10/29/00	GREEN BAY
	17 points	0-17 (3rd)	20-17	10/15/17	at Atlanta

NOTE: Miami's largest fourth-quarter comeback was from a 21-point deficit (14-35 to 42-38) against Baltimore on September 18, 2022.

OPPONENTS

	MARGIN	SCORE/QUARTER	FINAL SCORE	DATE	OPPONENT
1.	23 points	7-30 (4th)	40-37 (OT)	10/23/00	at N.Y. Jets
2.	21 points	0-21 (2nd)	34-31 (OT)	10/25/87	BUFFALO
	21 points	3-24 (3rd)	27-24 (OT)	10/8/95	INDIANAPOLIS
	21 points	3-24 (2nd)	46-34	10/25/09	NEW ORLEANS
5.	18 points	10-28 (2nd)	45-28	10/9/77	at Baltimore
6.	17 points	0-17 (2nd)	27-24	10/5/25	at Carolina
	17 points	0-17 (3rd)	21-17	10/14/01	at N.Y. Jets
	17 points	0-17 (3rd)	27-24	12/14/11	at New England
	17 points	0-17 (3rd)	27-17	10/7/18	at Cincinnati

** Playoff Game*

DOLPHINS 10 LARGEST MARGINS

...OF VICTORY

	MARGIN	SCORE	DATE	OPPONENT
1.	52 points	52-0	11/12/72	NEW ENGLAND
2.	50 points	70-20	9/24/23	DENVER
3.	44 points	44-0	11/11/73	BALTIMORE
4.	43 points	43-0	10/19/75	at N.Y. Jets
5.	42 points	42-0	9/10/78	at Baltimore
	42 points	45-3	11/24/86	N.Y. JETS
	42 points	42-0	10/11/87	KANSAS CITY
8.	41 points	55-14	11/24/77	at St. Louis
9.	38 points	45-7	12/20/70	BUFFALO
	38 points	41-3	10/17/71	NEW ENGLAND
	38 points	52-14	9/3/95	N.Y. JETS

...OF DEFEAT

	MARGIN	SCORE	DATE	OPPONENT
1.	55 points	62-7	1/15/00	at Jacksonville*
2.	49 points	59-10	9/8/19	BALTIMORE
3.	45 points	48-3	9/28/68	KANSAS CITY
4.	43 points	43-0	9/15/19	NEW ENGLAND
5.	41 points	41-0	10/8/67	at Kansas City
	41 points	41-0	12/14/97	at Indianapolis
7.	40 points	40-0	10/26/17	at Baltimore
8.	37 points	56-19	12/31/23	at Baltimore
9.	35 points	35-0	11/1/70	at Baltimore
	35 points	42-7	10/13/91	at Kansas City
	35 points	38-3	1/9/99	at Denver*
	35 points	35-0	9/19/21	BUFFALO

** Playoff Game*

DOLPHINS HOME AND AWAY

(Regular Season)

YEAR	HOME	PCT.	ROAD	PCT.	OVERALL	PCT.
1966	2-5	.286	1-6	.143	3-11	.214
1967	4-3	.571	0-7	.000	4-10	.286
1968	1-5-1	.214	4-3	.571	5-8-1	.393
1969	2-4-1*	.357	1-6*	.143	3-10-1	.250
1970	6-1	.857	4-3	.571	10-4	.714
1971	6-1	.857	4-2-1	.643	10-3-1	.750
1972	7-0	1.000	7-0	1.000	14-0	1.000
1973	7-0	1.000	5-2	.714	12-2	.857
1974	7-0	1.000	4-3	.571	11-3	.786
1975	5-2	.714	5-2	.714	10-4	.714
1976	3-4	.429	3-4	.429	6-8	.429
1977	6-1	.857	4-3	.571	10-4	.714
1978	7-1	.875	4-4	.500	11-5	.688
1979	6-2	.750	4-4	.500	10-6	.625
1980	5-3	.625	3-5	.375	8-8	.500
1981	6-1-1	.813	5-3	.625	11-4-1	.719
1982	4-0	1.000	3-2	.600	7-2	.778
1983	7-1	.875	5-3	.625	12-4	.750
1984	7-1	.875	7-1	.875	14-2	.875
1985	8-0	1.000	4-4	.500	12-4	.750
1986	4-4	.500	4-4	.500	8-8	.500
1987	4-3	.571	4-4	.500	8-7	.533
1988	4-4	.500	2-6	.250	6-10	.375
1989	4-4	.500	4-4	.500	8-8	.500
1990	7-1	.875	5-3	.625	12-4	.750
1991	5-3	.625	3-5	.375	8-8	.500
1992	6-2	.750	5-3	.625	11-5	.688
1993	4-4	.500	5-3	.625	9-7	.563
1994	6-2	.750	4-4	.500	10-6	.625
1995	5-3	.625	4-4	.500	9-7	.563
1996	4-4	.500	4-4	.500	8-8	.500
1997	6-2	.750	3-5	.375	9-7	.563
1998	7-1	.875	3-5	.375	10-6	.625
1999	5-3	.625	4-4	.500	9-7	.563
2000	5-3	.625	6-2	.750	11-5	.688
2001	7-1	.875	4-4	.500	11-5	.688
2002	7-1	.875	2-6	.250	9-7	.563
2003	4-4	.500	6-2	.750	10-6	.625
2004	3-5	.375	1-7	.125	4-12	.250
2005	5-3	.625	4-4	.500	9-7	.563
2006	4-4	.500	2-6	.250	6-10	.375
2007	1-7#	.125	0-8	.000	1-15	.063
2008	5-3	.625	6-2	.750	11-5	.688
2009	4-4	.500	3-5	.375	7-9	.438
2010	1-7	.125	6-2	.750	7-9	.438
2011	4-4	.500	2-6	.250	6-10	.375
2012	5-3	.625	2-6	.250	7-9	.438
2013	4-4	.500	4-4	.500	8-8	.500
2014	4-4	.500	4-4@	.500	8-8	.500
2015	3-5^	.375	3-5	.375	6-10	.375
2016	6-2	.750	4-4	.500	10-6	.625
2017	4-4&	.500	2-6	.250	6-10	.375
2018	6-2	.750	1-7	.125	7-9	.438
2019	3-5	.375	2-6	.250	5-11	.313
2020	5-3	.625	5-3	.625	10-6	.625
2021	6-3	.667	3-5$	.375	9-8	.529
2022	6-2	.750	3-6	.333	9-8	.529
2023	7-2	.778	4-4%	.500	11-6	.647
2024	5-3	.625	3-6	.333	8-9	.471
2025	5-4+	.556	2-5	.400	7-9	.429
TOTALS	**296-167-3**	**.638**	**215-250-1**	**.462**	**511-417-4**	**.550**

** Includes 38-23 loss to Boston at Tampa. # Includes 13-10 loss to N.Y. Giants at London, England. @ Includes 38-14 win over Oakland at London, England. ^ Includes 27-14 loss to N.Y. Jets at London, England. & Includes 20-0 loss to New Orleans at London, England. $ Includes 20-23 loss to Jacksonville at London, England. % Includes 21-14 loss to Kansas City at Frankfurt, Germany. + Includes a 16-13 win over Washington at Madrid, Spain.*

DOLPHINS MONTH BY MONTH

(Regular Season)

YEAR	SEPTEMBER	OCTOBER	NOVEMBER	DECEMBER	JANUARY	RECORD
1966	0-3	2-2	0-4	1-2	0-0	3-11
1967	1-1	0-4	1-3	2-2	0-0	4-10
1968	0-3	2-1-1	2-2	1-2	0-0	5-8-1
1969	0-3	1-2-1	1-4	1-1	0-0	3-10-1
1970	1-1	3-1	3-2	3-0	0-0	10-4
1971	1-0-1	4-1	4-0	1-2	0-0	10-3-1
1972	2-0	5-0	4-0	3-0	0-0	14-0
1973	2-1	4-0	4-0	2-1	0-0	12-2
1974	2-1	3-1	3-1	3-0	0-0	11-3
1975	1-1	4-0	2-2	3-1	0-0	10-4
1976	2-1	2-3	1-3	1-1	0-0	6-8
1977	2-0	3-2	3-1	2-1	0-0	10-4
1978	2-2	4-1	2-2	3-0	0-0	11-5
1979	4-1	2-2	3-2	1-1	0-0	10-6
1980	3-1	1-3	2-3	2-1	0-0	8-8
1981	4-0	1-2-1	3-2	3-0	0-0	11-4-1
1982	2-0	0-0	1-1	3-1	1-0	7-2
1983	3-1	3-2	3-1	3-0	0-0	12-4
1984	5-0	4-0	3-1	2-1	0-0	14-2
1985	3-1	2-2	3-1	4-0	0-0	12-4
1986	1-3	2-2	3-2	2-1	0-0	8-8
1987	1-1	1-3	3-2	3-1	0-0	8-7
1988	1-3	4-1	0-4	1-2	0-0	6-10
1989	1-2	3-2	3-1	1-3	0-0	8-8
1990	3-1	3-0	3-1	3-2	0-0	12-4
1991	2-3	1-2	3-1	2-2	0-0	8-8
1992	3-0	3-1	2-3	3-1	0-0	11-5
1993	2-1	4-0	3-1	0-4	0-1	9-7
1994	3-1	3-1	2-2	2-2	0-0	10-6
1995	3-0	2-3	1-3	3-1	0-0	9-7
1996	3-1	1-3	2-2	2-2	0-0	8-8
1997	2-2*	3-1	3-2	1-2	0-0	9-7
1998	3-0	2-2	3-2	2-2	0-0	10-6
1999	2-0	4-1	2-2	1-3	0-1	9-7
2000	3-1	3-1	3-1	2-2	0-0	11-5
2001	2-1	2-1	3-1	3-2	1-0	11-5
2002	3-1	2-1	2-2	2-3	0-0	9-7
2003	2-1	3-1	3-2	2-2	0-0	10-6
2004	0-3	1-3	1-3	2-2	0-1	4-12
2005	2-1	1-3	1-3	4-0	1-0	9-7
2006	1-2	0-4	4-0	1-4	0-0	6-10
2007	0-4	0-4	0-3	1-4	0-0	1-15
2008	1-2	2-2	4-1	4-0	0-0	11-5
2009	0-3	2-1	3-2	2-2	0-1	7-9
2010	2-1	2-2	2-2	1-3	0-1	7-9
2011	0-3	0-4	3-1	2-2	1-0	6-10
2012	1-3	3-0	1-3	2-3	0-0	7-9
2013	3-1	1-3	1-2	3-2	0-0	8-8
2014	2-2	2-1	2-2	2-3	0-0	8-8
2015	1-2	2-2	1-3	1-3	1-0	6-10
2016	1-3	2-1	4-0	3-1	0-1	10-6
2017	1-1	3-2	0-4	2-3	0-0	6-10
2018	3-1	1-3	1-2	2-3	0-0	7-9
2019	0-4	0-3	2-2	3-2	0-0	5-11
2020	1-2	2-1	4-1	3-1	0-1	10-6
2021	1-2	0-5	4-0	3-0	1-1	9-8
2022	3-1	2-2	3-0	0-4	1-1	9-8
2023	3-0	3-2	2-1	3-2	0-1	11-6
2024	1-3	1-2	3-2	3-1	0-1	8-9
2025	1-3	1-4	3-0	2-2	0-0	6-8
TOTALS	**107-90-1**	**127-109-3**	**141-106**	**128-101**	**7-11**	**511-417-4**

** includes August 31, 1997, 16-10 win over Indianapolis*

PRIME TIME DOLPHINS

YEAR	DATE	OPPONENT	SCORE	W/L	NETWORK	ATTENDANCE
1970	Mon., Nov. 30	at Atlanta	20-7	W	ABC	53,303
1971	Mon., Nov. 29	CHICAGO	34-3	W	ABC	73,071
1972	Mon., Nov. 27	ST. LOUIS	31-10	W	ABC	78,190
1973	Mon., Oct. 15	at Cleveland	17-9	W	ABC	72,070
1973	Mon., Dec. 3	PITTSBURGH	30-26	W	ABC	68,901
1974	Mon., Oct. 7	N.Y. JETS	21-17	W	ABC	61,527
1974	Mon., Dec. 2	CINCINNATI	24-3	W	ABC	71,962
1975	Mon., Sept. 22	OAKLAND	21-31	L	ABC	78,744
1975	Mon., Dec. 1	NEW ENGLAND	20-7	W	ABC	61,963
1976	Mon., Sept. 13	at Buffalo	30-21	W	ABC	77,683
1976	Mon., Nov. 22	BALTIMORE	16-17	L	ABC	62,104
1977	Mon., Dec. 5	BALTIMORE	17-6	W	ABC	68,977
1978	Mon., Oct. 9	CINCINNATI	21-0	W	ABC	54,729
1978	Mon., Nov. 20	at Houston	30-35	L	ABC	50,290
1978	Mon., Dec. 18	NEW ENGLAND	23-3	W	ABC	72,071
1979	Mon., Oct. 8	at Oakland	3-13	L	ABC	52,419
1979	Mon., Nov. 5	HOUSTON	6-9	L	ABC	70,273
1979	Thur., Nov. 29	NEW ENGLAND	39-24	W	ABC	69,174
1980	Mon., Oct. 27	at N.Y. Jets	14-17	L	ABC	53,046
1980	Thur., Nov. 20	SAN DIEGO	24-27	L (OT)	ABC	63,013
1980	Mon., Dec. 8	NEW ENGLAND	16-13	W (OT)	ABC	63,292
1981	Thur., Sept. 10	PITTSBURGH	30-10	W	ABC	74,190
1981	Mon., Oct. 12	at Buffalo	21-31	L	ABC	78,576
1981	Mon., Nov. 30	PHILADELPHIA	13-10	W	ABC	67,797
1982	Mon., Nov. 29	at Tampa Bay	17-23	L	ABC	54,854
1982	Mon., Dec. 27	BUFFALO	27-10	W	ABC	73,924
1983	Mon., Sept. 19	at L.A. Raiders	14-27	L	ABC	57,796
1983	Mon., Nov. 28	CINCINNATI	38-14	W	ABC	74,506
1983	Fri., Dec. 16	N.Y. JETS	34-14	W	ABC	59,975
1984	Mon., Sept. 17	at Buffalo	21-17	W	ABC	65,455
1984	Mon., Nov. 26	N.Y. JETS	28-17	W	ABC	74,884
1984	Mon., Dec. 17	DALLAS	28-21	W	ABC	74,139
1985	Mon., Oct. 14	at N.Y. Jets	7-23	L	ABC	73,807
1985	Mon., Dec. 2	CHICAGO	38-24	W	ABC	75,594
1985	Mon., Dec. 16	NEW ENGLAND	30-27	W	ABC	69,489
1986	Mon., Nov .10	at Cleveland	16-26	L	ABC	77,949
1986	Mon., Nov. 24	N.Y. JETS	45-3	W	ABC	70,206
1986	Mon., Dec. 22	NEW ENGLAND	27-34	L	ABC	74,516
1987	Sun., Nov. 22	at Dallas	20-14	W	ESPN	56,519
1987	Mon., Dec. 7	N.Y. JETS	37-28	W	ABC	62,592
1987	Sun., Dec. 20	WASHINGTON	23-21	W	ESPN	65,715
1987	Mon., Dec. 28	NEW ENGLAND	10-24	L	ABC	61,192
1988	Mon., Nov. 14	BUFFALO	6-31	L	ABC	67,091
1988	Sun., Nov. 20	NEW ENGLAND	3-6	L	ESPN	53,526
1988	Mon., Dec. 12	CLEVELAND	38-31	W	ABC	61,884
1989	Sun., Dec. 10	NEW ENGLAND	31-10	W	ESPN	55,918
1990	Thur., Oct. 18	NEW ENGLAND	17-10	W	TNT	62,630
1990	Mon., Nov. 19	L.A. RAIDERS	10-13	L	ABC	70,553
1990	Sun., Dec. 9	PHILADELPHIA	23-20	W (OT)	ESPN	67,034
1991	Sun., Nov. 10	NEW ENGLAND	30-20	W	ESPN	56,065
1991	Mon., Nov. 18	BUFFALO	27-41	L	ABC	71,062
1991	Mon., Dec. 9	CINCINNATI	37-13	W	ABC	60,616
1992	Mon., Sept 14	at Cleveland	27-23	W	ABC	74,765
1992	Mon., Nov. 16	BUFFALO	20-26	L	ABC	70,629
1992	Mon., Dec. 14	L.A. RAIDERS	20-7	W	ABC	67,098
1992	Sun., Dec. 20	N.Y. JETS	19-17	W	ESPN	68,275
1993	Mon., Oct. 4	WASHINGTON	17-10	W	ABC	68,568
1993	Sun., Oct. 24	INDIANAPOLIS	41-27	W	TNT	57,301
1993	Mon., Dec 13	PITTSBURGH	20-21	L	ABC	70,232
1993	Mon., Dec. 27	at San Diego	20-45	L	ABC	60,311
1994	Sun., Oct. 2	at Cincinnati	23-7	W	TNT	55,056
1994	Sun., Dec. 4	BUFFALO	31-42	L	ESPN	69,358
1994	Mon., Dec. 12	KANSAS CITY	45-28	W	ABC	71,578
1994	Sun., Dec. 25	DETROIT	27-20	W	ESPN	70,980
1995	Mon., Sept. 18	PITTSBURGH	23-10	W	ABC	72,874
1995	Sun., Nov. 5	at San Diego	24-14	W	ESPN	61,996
1995	Mon., Nov. 20	SAN FRANCISCO	20-44	L	ABC	73,080
1995	Mon., Dec. 11	KANSAS CITY	13-6	W	ABC	70,321
1996	Sun., Sept. 8	at Arizona	38-10	W	TNT	55,444
1996	Mon., Sept. 23	at Indianapolis	6-10	L	ABC	60,891
1996	Mon., Nov. 25	PITTSBURGH	17-24	L	ABC	73,489

PRIME TIME DOLPHINS

YEAR	DATE	OPPONENT	SCORE	W/L	NETWORK	ATTENDANCE
1996	Mon., Dec. 16	BUFFALO	16-14	W	ABC	67,016
1997	Sun., Sept. 21	at Tampa Bay	21-31	L	TNT	73,314
1997	Mon., Oct. 27	CHICAGO^	33-36	L (OT)	ABC	73,156
1997	Mon., Nov. 17	BUFFALO	30-13	W	ABC	74,155
1997	Sun., Dec. 7	DETROIT	33-30	W	ESPN	72,266
1997	Mon., Dec. 22	NEW ENGLAND	12-14	L	ABC	74,379
1998	Mon., Oct. 12	at Jacksonville	21-28	L	ABC	74,051
1998	Mon., Nov. 23	at New England	23-26	L	ABC	58,729
1998	Sun., Dec. 13	N.Y. JETS	16-21	L	ESPN	74,369
1998	Mon., Dec. 21	DENVER	31-21	W	ABC	74,363
1999	Mon., Sept. 13	at Denver	38-21	W	ABC	75,623
1999	Mon., Oct. 4	BUFFALO	18-23	L	ABC	74,073
1999	Sun., Nov. 7	TENNESSEE	17-0	W	ESPN	74,109
1999	Mon., Dec. 27	N.Y. JETS	31-38	L	ABC	74,230
2000	Sun., Sept. 17	BALTIMORE	19-6	W	ESPN	73,464
2000	Mon., Oct. 23	at N.Y. Jets	37-40	L (OT)	ABC	78,389
2001	Sun., Sept. 9	at Tennessee	31-23	W	ESPN	68,798
2001	Mon., Dec. 10	INDIANAPOLIS	41-6	W	ABC	73,858
2002	Sun., Oct. 13	at Denver	24-22	W	ESPN	75,941
2002	Mon., Nov. 4	at Green Bay	10-24	L	ABC	63,284
2002	Sun., Nov. 10	at N.Y. Jets	10-13	L	ESPN	78,920
2002	Mon., Dec. 9	CHICAGO	27-9	W	ABC	73,609
2003	Sun., Sept. 21	BUFFALO	17-7	W	ESPN	73,458
2003	Mon., Oct. 27	at San Diego#	26-10	W	ABC	73,014
2003	Sun., Nov. 23	WASHINGTON	24-23	W	ESPN	73,578
2003	Mon., Dec. 15	PHILADELPHIA	27-34	L	ABC	73,780
2004	Sun., Sept. 19	at Cincinnati	13-16	L	ESPN	65,705
2004	Sun., Sept. 26	PITTSBURGH@	3-13	L	CBS	72,225
2004	Mon., Nov. 1	at N.Y. Jets	14-41	L	ABC	78,216
2004	Mon., Dec. 20	NEW ENGLAND	29-28	W	ABC	73,629
2004	Sun., Dec. 26	CLEVELAND	10-7	W	ESPN	73,169
2005	Fri., Oct. 21	KANSAS CITY%	20-30	L	CBS	68,350
2006	Thur., Sept. 7	at Pittsburgh	17-28	L	NBC	64,927
2006	Mon., Dec. 25	N.Y. JETS	10-13	L	ESPN	73,500
2007	Mon., Nov. 26	at Pittsburgh	0-3	L	ESPN	57,704
2009	Mon., Sept. 21	INDIANAPOLIS	23-27	L	ESPN	66,227
2009	Mon., Oct. 12	N.Y. JETS	31-27	W	ESPN	69,767
2009	Thur., Nov. 19	at Carolina	24-17	W	NFLN	73,475
2010	Sun., Sept. 26	N.Y. JETS	23-31	L	NBC	70,481
2010	Mon., Oct. 4	NEW ENGLAND	14-41	L	ESPN	69,090
2010	Thur., Nov. 18	CHICAGO	0-16	L	NFLN	68,752
2011	Mon., Sept. 12	NEW ENGLAND	24-38	L	ESPN	66,860
2011	Mon., Oct. 17	at N.Y. Jets	6-24	L	ESPN	78,912
2012	Thurs., Nov. 11	at Buffalo	14-19	L	NFLN	69,118
2013	Mon., Sept. 30	at New Orleans	17-38	L	ESPN	73,118
2013	Thur., Oct. 31	CINCINNATI	22-20	W (OT)	NFLN	52,388
2013	Mon., Nov. 11	at Tampa Bay	19-22	L	ESPN	64,448
2014	Thurs., Nov. 13	BUFFALO	22-9	W	NFLN	71,573
2014	Mon., Dec. 1	at N.Y. Jets	16-13	W	ESPN	78,160
2015	Thur., Oct. 29	at New England	7-36	L	NFLN	66,829
2015	Mon., Dec. 14	N.Y. Giants	24-31	L	ESPN	65,408
2016	Thur., Sept. 29	at Cincinnati	7-22	L	NFLN	60,834
2016	Sat., Dec. 17	at N.Y. Jets	34-13	W	NFLN	78,160
2017	Thur., Oct. 26	at Baltimore	0-40	L	CBS/NFLN/ Amazon	70,408
2017	Sun., Nov. 5	OAKLAND	24-27	L	NBC	65,139
2017	Mon., Nov. 13	at Carolina	21-45	L	ESPN	72,790
2017	Mon., Dec. 11	NEW ENGLAND	27-20	W	ESPN	65,548
2018	Thur., Oct. 25	at Houston	23-42	L	FOX/NFLN/ Amazon	71,726
2019	Mon., Oct. 28	at Pittsburgh	14-27	L	ESPN	59,244
2020	Thur., Sept. 24	at Jacksonville	31-13	W	NFLN	16,563
2020	Sat., Dec. 26	at Las Vegas	26-25	W	NFLN	0
2021	Thur., Nov. 11	BALTIMORE	22-10	W	FOX/NFLN/ Amazon	65,948
2021	Mon., Dec. 27	at New Orleans	20-3	W	ESPN	69,170
2022	Thur., Sept. 29	at Cincinnati	15-27	L	Prime Video	67,260
2022	Sun., Oct. 23	PITTSBURGH	16-10	W	NBC	66,224
2022	Sun., Dec. 11	at L.A. Chargers	17-23	L	NBC	70,240
2022	Sat., Dec. 17	at Buffalo	29-32	L	NFLN	70,794

PRIME TIME DOLPHINS

YEAR	DATE	OPPONENT	SCORE	W/L	NETWORK	ATTENDANCE
2023	Sun., Sept. 17	at New England	24-17	W	NBC	64,628
2023	Sun., Oct. 22	at Philadelphia	17-31	L	NBC	69,879
2023	Mon., Dec. 11	TENNESSEE	27-28	L	ESPN	66,068
2023	Sun., Jan. 7	BUFFALO	14-21	L	NBC	66,292
2023	Sat., Jan. 13	at Kansas City*	7-26	L	Peacock	71,492
2024	Thur., Sept. 12	BUFFALO	13-31	L	Prime Video	65,601
2024	Mon., Sept. 30	TENNESSEE	12-31	L	ESPN	65,291
2024	Mon., Nov. 11	at L.A. Rams	23-15	W	ESPN	72,474
2024	Thur., Nov. 28	at Green Bay	17-30	L	NBC	77,599
2025	Thur., Sept. 18	at Buffalo	21-31	L	Prime Video	70,641
2025	Mon., Sept. 29	N.Y. JETS	27-21	W	ESPN	65,848
2025	Thur., Oct. 30	BALTIMORE	28-6	L	Prime Video	66,132
2025	Mon., Dec. 15	at Pittsburgh	28-15	L	ESPN	65,663

TOTALS: 46-46 Monday Night (36-24 home, 10-22 road)
21-12 Sunday Night (14-7 home, 7-5 road)
8-13 Thursday Night (6-4 home, 2-9 road)
3-3 Other (1-1 home, 2-2 road); 0-1 Playoffs

** Playoff Game*

^ Game originally scheduled for Sun., Oct. 26 postponed to Mon., Oct. 27 due to Game 7 of World Series.

 # Game played at Sun Devil Stadium in Tempe, Ariz. due to California wildfires.

@ Game originally scheduled to start at 1:00 p.m. but moved back to 8:30 p.m. because of Hurricane Jeanne.

% Game originally scheduled for Sunday, Oct. 23 at 1:00 p.m. but moved up to Friday, Oct. 21 at 7:00 p.m. because of the impending arrival of Hurricane Wilma.

DOLPHINS' 10 LARGEST CROWDS

(Regular Season and Postseason games only)

1966-96 = actual attendance *1997-Present = paid attendance*

HOME (Modernized Hard Rock Stadium, 2015-25)

	ATTENDANCE	DATE	OPPONENT	RESULT	W/L
1.	66,563	11/13/22	Cleveland	39-17	W
2.	66,552	12/28/25	Tampa Bay	20-17	W
3.	66,514	1/9/22	New England	33-24	W
4.	66,429	1/8/23	N.Y. Jets	11-6	W
5.	66,410	12/24/23	Dallas	22-20	W
6.	66,328	12/25/22	Green Bay	20-26	L
7.	66,292	1/7/24	Buffalo	14-21	L
8.	66,224	10/23/22	Pittsburgh	16-10	W
9.	66,206	9/25/22	Buffalo	21-19	W
10.	66,205	11/27/22	Houston	30-15	W

HOME (Hard Rock Stadium, 1987-14)

	ATTENDANCE	DATE	OPPONENT	RESULT	W/L
1.	75,283	10/27/96	Dallas	10-29	L
2.	74,379	12/22/97	New England	12-14	L
3.	74,369	12/13/98	N.Y. Jets	16-21	L
4.	74,363	12/21/98	Denver	31-21	W
5.	74,320	11/19/00	N.Y. Jets	3-20	L
6.	74,307	12/10/00	Tampa Bay	13-16	L
7.	74,295	11/21/99	New England	27-17	W
8.	74,259	11/18/01	N.Y. Jets	0-24	L
9.	74,240	1/4/09	*Baltimore	9-27	L
10.	74,230	12/27/99	N.Y. Jets	31-38	L

HOME (Orange Bowl, 1966-86)

	ATTENDANCE	DATE	OPPONENT	RESULT	W/L
1.	78,939	1/2/72	*Baltimore	21-0	W
2.	78,914	11/19/72	N.Y. Jets	28-24	W
3.	78,744	9/22/75	Oakland	21-31	L
4.	78,196	12/24/72	*Cleveland	20-14	W
5.	77,596	10/15/72	San Diego	24-10	W
6.	76,801	11/27/72	St. Louis	31-10	W
7.	76,696	12/16/72	Baltimore	16-0	W
8.	76,029	1/6/85	*Pittsburgh	45-28	W
9.	75,770	12/23/73	*Cincinnati	34-16	W
10.	75,594	12/2/85	Chicago	38-24	W

DOLPHINS' 10 LARGEST CROWDS

ROAD					
	ATTENDANCE	DATE	OPPONENT	RESULT	W/L
1.	103,667	1/30/83	**Washington (at Pasadena)	17-27	L
2.	90,163	9/9/07	Washington	13-16 (OT)	L
3.	90,127	9/22/19	Dallas	6-31	L
4.	87,418	11/24/11	Dallas	19-20	L
5.	85,462	1/14/73	**Washington (at L.A.)	14-7	W
6.	84,059	1/20/85	**San Francisco (at Stanford)	16-38	L
7.	83,483	11/20/16	Los Angeles	14-10	W
8.	83,436	9/28/14	Oakland (at London, Eng.)	38-14	W
9.	82,500	10/9/22	N.Y. Jets	17-40	L
10.	80,591	1/16/72	**Dallas (at New Orleans)	3-24	L

*# Playoff Game ** Super Bowl*

NOTE: 81,176 saw the Dolphins and Giants play on October 28, 2007 at London's Wembley Stadium, which was designated as a Dolphins home game. 83,986 saw the Dolphins and Jets play on October 4, 2015 at London's Wembley Stadium, which was designated as a Dolphins home game. 84,423 saw the Dolphins and Saints play on October 1, 2017 at London's Wembley Stadium, which was designated as a Dolphins home game.

The largest attendance for a Dolphins game was 104,629 for a preseason game against Denver in Mexico City on Aug. 4, 1997.

DOLPHINS' COLDEST/WARMEST GAMES

COLDEST GAMES				
DATE	TEAM	W/L	SCORE	CONDITIONS
1/13/24	*at Kansas City	L	7-26	-4°, clear
12/21/08	at Kansas City	W	38-31	10°, sunny
12/11/77	at New England	L	10-14	14°, clear
1/8/17	*at Pittsburgh	L	12-30	17°, partly cloudy
12/15/25	at Pittsburgh	L	15-28	17°, cloudy
12/12/82	at New England	L	0-3	22°, snowy
12/17/17	at Buffalo	L	16-24	22°, mostly cloudy
12/8/85	at Green Bay	W	34-24	23°, cloudy
12/18/88	at Pittsburgh	L	24-40	23°, overcast, light snow
12/3/89	at Kansas City	L	21-26	23°, clear
12/27/92	at New England (OT)	W	16-13	23°, clear

** Playoff Game*

NOTE: Coldest game in Miami was 12/24/89 vs. Kansas City (27-24 win by Chiefs): 40° and clear.

WARMEST GAMES				
DATE	TEAM	W/L	SCORE	CONDITIONS
9/8/96	at Arizona	W	38-10	101°, night and dry
10/9/88	at L.A. Raiders	W	24-14	96°, clear and dry
9/3/95	N.Y. JETS	W	52-14	94°, mostly sunny
10/9/66	at Oakland	L	10-21	93°, sunny
8/19/83	**at Washington	W	38-7	93°, fair and muggy
9/1/96	NEW ENGLAND	W	24-10	93°, mostly sunny
9/11/22	NEW ENGLAND	W	20-7	92°, partly cloudy
9/17/72	at Kansas City	W	20-10	91°, sunny
9/24/89	N.Y. JETS	L	33-40	91°, partly sunny
9/18/95	PITTSBURGH	W	23-10	91°, partly cloudy
9/8/19	BALTIMORE	L	10-59	91°, mostly cloudy
9/8/24	JACKSONVILLE	W	20-17	91°, partly cloudy
9/28/80	NEW ORLEANS	W	21-16	90°, partly cloudy
9/4/83	at Buffalo	W	12-0	90°, sunny
9/14/86	INDIANAPOLIS	W	30-10	90°, sunny
8/17/17	**BALTIMORE	L	7-31	90°, partly cloudy
9/23/18	OAKLAND	W	28-20	90°, partly cloudy
9/20/20	BUFFALO	L	28-31	90°, cloudy

*** Preseason Game*

DOLPHINS IN THE HALL OF FAME


DON SHULA
Coach • Inducted: 1997

NICK BUONICONTI
LB • Inducted: 2001


LARRY CSONKA
FB • Inducted: 1987

BOB GRIESE
QB • Inducted: 1990


JIM LANGER
C • Inducted: 1987


LARRY LITTLE
G • Inducted: 1993

DAN MARINO
QB • Inducted: 2005

DWIGHT STEPHENSON
C • Inducted: 1998


JASON TAYLOR
DE • Inducted: 2017

ZACH THOMAS
LB • Inducted: 2023

PAUL WARFIELD
WR • Inducted: 1983

OTHER DOLPHINS HALL OF FAMERS


BOBBY BEATHARD
Coach/Exec • Inducted: 2018

CRIS CARTER
WR • Inducted: 2013

JIMMY JOHNSON
Coach/Exec • Inducted: 2020

BILL PARCELLS
Coach/Exec • Inducted: 2013

JUNIOR SEAU
LB • Inducted: 2015

THURMAN THOMAS
RB • Inducted: 2007

GEORGE YOUNG
Coach/Exec • Inducted: 2020

DOLPHINS RETIRED JERSEYS

12
BOB GRIESE

13
DAN MARINO

39
LARRY CSONKA