



REGULAR SEASON GAME #15 - SUNDAY, DEC. 22, 2019  
 DALLAS COWBOYS AT PHILADELPHIA EAGLES  
 LINCOLN FINANCIAL FIELD - PHILADELPHIA, PA - 3:25 P.M. (CST)

DELIVERED BY:



**KDFW FOX 4**

Play-By-Play: Joe Buck  
 Analyst: Troy Aikman  
 Sideline Reporters: Erin Andrews

**KRLD-FM 105.3 THE FAN**

Play-By-Play: Brad Sham  
 Analyst: Babe Laufenberg  
 Sideline Reporter: Kristi Scales

**COMPASS MEDIA (National)**

Play-By-Play: Kevin Ray  
 Analyst: Danny White

**KMVK-FM 107.5 Mega**

Play-By-Play: Victor Villalba  
 Analyst: Luis Perez

★ **COWBOYS PR ON TWITTER** ★

The official Twitter account of the Dallas Cowboys Public Relations team (@DallasCowboysPR) will provide pertinent stats, information, transactions, game updates and more throughout the week and on gameday. Follow us for the most up-to-date info related to the Cowboys organization.

★ **BY THE NUMBERS** ★

**2** With a win on Sunday, Dallas can clinch their division in consecutive seasons for the first time since it won five straight in the mid 1990s (1992-1996).

**14** Sean Lee ranks second among all NFL linebackers with 14 interceptions since 2010, behind only Luke Kuechly (18).

**72** Jason Witten now has 72 touchdown receptions in his career - one behind Dez Bryant (73) for the most by a Cowboys player in franchise history.

**QUICK FACTS:**



DALLAS COWBOYS (7-7)  
 AT  
 PHILADELPHIA EAGLES (7-7)  
**Series Record:**  
 Dallas leads the series 69-52



**Last Meeting:**  
 @ Dallas 37, Philadelphia 10, Oct. 20, 2019

**Last Meeting in Philadelphia:**  
 Dallas 27, Philadelphia 20, Nov. 11, 2018

**Last Cowboys Win:**  
 @ Dallas 37, Philadelphia 10, Oct. 20, 2019

**Series Streak:**  
 Dallas has won the last four games.

★ **UPCOMING MEDIA SCHEDULE** ★

**Tuesday, Dec. 17** Players off - no availability  
**Wednesday, Dec. 18**  
 10:35 a.m. Coach Garrett press conference  
 11:15 a.m. First portion of practice open to media  
 1:30 p.m. Locker room open  
 10:55 a.m. Coach Pederson conference call  
**Thursday, Dec. 19**  
 10:35 a.m. Coach Garrett press conference  
 11:15 a.m. First portion of practice open to media  
 1:00 p.m. Coordinators available  
 1:20 p.m. Locker room open  
**Friday, Dec. 20**  
 10:35 a.m. Coach Garrett press conference  
 11:15 a.m. First portion of practice open to media  
 12:45 p.m. Locker room open  
**Saturday, Dec. 21**  
 1:00 p.m. Team travels to Philadelphia  
**Sunday, Dec. 22**  
 3:25 p.m. Dallas Cowboys at Philadelphia Eagles

## ★ TABLE OF CONTENTS ★

Radio and TV broadcast info .....	1
Dallas Cowboys Media Schedule .....	1
Dallas Cowboys OMG info.....	1
Cowboys PR contact info.....	1
Dallas Cowboys Art Collection Ticket Art .....	2
Dallascowboys.com .....	2
2019 RoundUp.....	3
What to Watch For .....	4
Jason Garrett Facts and Figures .....	5
Jason Garrett Bio .....	5
Opposing Head Coach Bio .....	5
2019 Statistical Comparison .....	6
Cowboys Head Coaching History .....	6
Garrett's Record When.....	6
Player Highlights against Philadelphia.....	7
Cowboys Record Against the NFC East .....	7
Series History.....	7
AT&T Stadium Record When .....	8
Sold Out Stadiums.....	8
Home Cooking .....	8
Championship Tradition .....	9
Pro Bowl Cowboys.....	9
Individual Notes .....	10-26
Dak Prescott.....	10-16
Ezekiel Elliott .....	16-18
Tony Pollard/rushing offense .....	19
Amari Cooper .....	19-20
Randall Cobb/offense .....	20
Jason Witten.....	21-22
Offensive Notes .....	23
Jaylon Smith.....	24
Team Defense .....	25
DeMarcus Lawrence .....	26
Byron Jones .....	26
2019 Regular Season Stats .....	27
2019 Defensive Stats.....	28
Unofficial Depth Chart .....	29
Pronunciation Guide .....	29
Coaching Staff .....	29
Alphabetical Roster.....	30
Numerical Roster .....	31
Positional Roster.....	32
How The Cowboys Were Built .....	33
Contract Status .....	33
Contract Breakdown .....	34
When The Cowboys Were Built .....	35
Transactions by Date .....	36
Transactions by Player .....	37

## ★ DALLAS COWBOYS ART COLLECTION ★

The Dallas Cowboys unveiled their 2019 home season tickets in the first home contest against the Houston Texans, with each featuring a work of art from the Dallas Cowboys Art Collection featured at AT&T Stadium.

All season ticket members and suite ticket members will receive commemorative tickets featuring the art of the Dallas Cowboys Art Collection, which includes Dave Muller's "Solar Arrangement," Trenton Doyle Hancock's "From A Legend To A Choir," Lawrence Weiner's "Brought Up To Speed," Wayne Gonzales' "Cheering Crowd," Terry Haggerty's "Two Minds," Olafur Elasson's "Moving Stars Takes Times," Gary Simmons' "Blue Field Explosions," Matthew Ritchie's "Line of Play," Doug Aitken's "New Horizon," Mel Bochner's "Win!," Franz Ackermann's "Coming Home (And Meet Me) At The Waterfall" and Teresita Fernandez's "Starfield."

The Dallas Cowboys and AT&T Stadium are family businesses, and the art collection in the stadium and The Star in Frisco reflects the intimacy of a personal vision. Unlike most private collections, this one is accessible to massive crowds. It is there to be seen, week after week, season after season, by tourists just passing through and by regulars who return again and again. The collection consists of 86 works of art by 56 established and emerging artists. The works in the collection are united by their boldness, vigor, and resolve. They not only hold their own in a crowd, but have the power to transform massive public spaces into impossible- to-mistake locations where visitors from all over the world come together.



## ★ DALLASCOWBOYS.COM ★



The Dallas Cowboys official website is your one-stop shop for all breaking news, analysis and opinion, along with unique X's and O's breakdown featured in written content, videos and radio podcasts. DallasCowboys.com offers the best collection of timely articles, press conferences and videos, combined with the best spot to purchase tickets and order merchandise from the Cowboys Pro Shop. From the latest news to the latest apparel, there is no better place to visit than DallasCowboys.com.

To view the latest press conferences featuring Head Coach Jason Garrett, player interviews from daily locker room sessions, radio interviews with Cowboys front office executives and Dallas Cowboys game highlights, visit <https://www.dallascowboys.com/all-media/>



# Round Up

A look at this week's top storylines



Dallas Cowboys (7-7) at Philadelphia Eagles (7-7) • Sunday, Dec. 22, 2019 3:25 p.m. CST

## Player Spotlight

# 21 EZEKIEL ELLIOTT

# 6

★ EZEKIEL ELLIOTT had 117 rushing yards and 43 receiving yards against the Rams last week, adding two touchdowns on the ground. It was Elliott's first game of 2019 with 150 scrimmage yards and at least two touchdowns, and he is tied with Christian McCaffrey for the most such games since 2016 (six):

### Games with 150 Scrimmage Yds, 2 TDs by a RB since 2016

Player	Games	Avg. Rush Yds	Avg. Rec Yds	Total TDs
<b>Ezekiel Elliott</b>	<b>6</b>	<b>135.5</b>	<b>47.8</b>	<b>14</b>
Christian McCaffrey	6	123.5	73.3	14
Derrick Henry	5	167.8	18.8	12
Todd Gurley	4	152.5	59.0	10
Mark Ingram	4	123.0	36.8	8
David Johnson	4	110.5	65.3	8
Alavin Kamara	4	89.5	81.0	9



★ Elliott ranks second in the NFL with six 100-yard rushing games in 2019, second with 69 rushing first downs, and his 11 rushing touchdowns rank fifth.

★ Elliott needs 184 scrimmage yards to reach 7,000 for his career. If he reaches 7,000 before the end of the year, he would be just the sixth player in NFL history to attain 7,000 scrimmage yards in his first four seasons, joining LaDainian Tomlinson (7,921), Eric Dickerson (7,842), Terrell Davis (7,594), Chris Johnson (7,071) and Clinton Portis (7,059).

## SCOUTING REPORT



# 7.4

Dallas is averaging 7.4 yards-per-play on third downs in 2019 - by far the most in the NFL - and leads the league in third down conversion percentage by converting 48.6% of their third down tries.

# 113.4

The Eagles haven't had much success when blitzing on defense in 2019, allowing opposing quarterbacks to throw for 11 touchdowns and a 113.4 passer rating on 104 blitz passing situations.

# 56

The Cowboys have been the best team in the league at preventing negative plays in 2019, recording a league-low 56 total plays (sacks, negative rushes and negative passes) for a negative gain.

★ **WHAT TO WATCH FOR IN WEEK 15** ★

**4**

**DAK PRESCOTT**

- \* Dak Prescott ranks second in the NFL with 4,334 yards. No Cowboys quarterback has ever finished atop the NFL in passing yards and won the league's passing title at the conclusion of the regular season.
- \* Prescott (4,334) moved past Tony Romo's 2011 total (4,184) and 2007 total (4,211) for the third-most passing yards in a single season in team history against the Rams. With 150 yards he can take sole possession of second place on the Cowboys all-time list, passing Tony Romo's 2009 total of 4,483.
- \* If Prescott throws for 400 yards, he would establish a franchise record with his fourth 400-yard game of 2019, the most in a single-season in Cowboys history, breaking a tie with Tony Romo (three, 2012).
- \* With four touchdown passes against the Eagles, Prescott can become the second Cowboys quarterback to reach 30 touchdowns in a single-season, joining Romo (four times).

**21**

**EZEKIEL ELLIOTT**

- \* Elliott is fifth in the NFL with 1,188 rushing yards and 11 rushing touchdowns.
- \* Elliott needs 184 scrimmage yards to reach 7,000 for his career. If he reaches 7,000 he would be just the sixth player in NFL history to attain 7,000 scrimmage yards in his first four seasons, joining LaDainian Tomlinson (7,921), Eric Dickerson (7,842), Terrell Davis (7,594), Chris Johnson (7,071) and Clinton Portis (7,059).
- \* Elliott ranks second in the NFL with six 100-yard rushing games in 2019, behind only the NFL rushing leader Nick Chubb (seven games) and tied with Christian McCaffrey and Chris Carson.
- \* Elliott needs one touchdown to become the fifth player in team history to reach 40 career touchdowns.

**19**

**AMARI COOPER**

- \* Since Dallas acquired Cooper, seven of his 14 touchdowns have come from 20-plus yards, which trails only Tyreek Hill for the most league-wide since Week 9, 2018.
- \* Cooper ranks eighth in the NFL with 1,073 receiving yards and is tied for fourth with eight touchdown catches.
- \* At Chicago (12/5) became the first Cowboys receiver to post 1,000 yards in a full season since Dez Bryant (2014).

**13**

**MICHAEL GALLUP**

- \* Gallup needs 89 yards to reach 1,000 receiving yards on the season for the first time in his career. He would also become the 14th player in Cowboys history to record a 1,000-yard season, and combined with Amari Cooper they would be the first pair of Cowboys teammates to surpass 1,000 yards since the 2012 season (Dez Bryant, 1,382; Jason Witten, 1,039).

**82**

**JASON WITTEN**

- \* Witten needs one touchdown catch to tie Dez Bryant (73) for the most in team history.
- \* Witten needs 61 yards to become the 19th player in NFL history to reach 13,000 career yards.

**79**

**MICHAEL BENNETT**

- \* Bennett has 4.0 sacks since Dallas acquired him in a trade from New England in Week 8, and he is one-of-11 players in NFL history to record multiple sacks (2.0-or-more) with five different NFL franchises (Tampa Bay, Seattle, Philadelphia, New England and Dallas).

**58**

**ROBERT QUINN**

- \* Robert Quinn needs a half-sack to reach double-digit sacks for the first time since 2014 (10.5 with St. Louis).
- \* Quinn leads the defense with 32 pressures and 9.5 sacks.

**91**

**LOUIS-PHILIPPE LADOUCEUR**

- \* LP Ladouceur will appear in his 236th consecutive game as a Dallas Cowboy on Sunday, passing Jason Witten (235) for the most consecutive appearances in franchise history. It is also the longest active streak among all NFL players, with Philip Rivers (223) and Sam Koch (222) the next closest.



**DALLAS COWBOYS**

- \* Dallas has finished first in the NFL in total offense (yards-per-game) five times, most recently in 1977. This is the first time the Cowboys have led the league in total net yards-per-game (434.0) through 15 weeks since 1995.
- \* Dallas has recorded a franchise-record 11 games with at least 400 yards of offense in 2019, the most in the NFL.
- \* Currently at two games, with one more 500-yard game, The 2019 Cowboys will tie the 1978 and 1966 teams for the most single-season 500-yard games in team history.

# JASON GARRETT

Head Coach  
2011-2019



## ★ AWARDS & HONORS ★



**2016** NFL Coach of the Year

**2007** *Pro Football Weekly's*  
NFL Assistant Coach of the Year



**3** NFC East Division Titles



**23** Different players selected to  
the Pro Bowl since 2010 for  
a total of 49 appearances.

## ★ TOP FINISHES ★

Since 2011, Jason Garrett has led the offense to the top of the rankings in several key categories:

- 4<sup>th</sup>** Yards-Per-Rush (4.50)
- 9<sup>th</sup>** Rush Yards-Per-Game (121.3)
- 7<sup>th</sup>** Passing TD/INT Ratio (2.13)
- 3<sup>rd</sup>** Completion Percentage (65.6%)
- 5<sup>th</sup>** Passing Yards-Per-Attempt (7.58)

---

---

**1** Jason Garrett is the first former Dallas Cowboys player to become the team's head coach.

## ★ HEAD COACHES ★

### JASON GARRETT (84-66, 9th Year)

Jason Garrett was named the eighth head coach in Dallas Cowboys history on January 5, 2011. Garrett became the first former Cowboys player to become the team's head coach. As a backup quarterback during his playing career in Dallas, he started nine-of-23 games played and was a member of teams that won six division titles and three Super Bowl championships.

Garrett was elevated to the Cowboys top job after taking over as the team's interim head coach midway through 2010. He guided the club to a 5-3 mark to finish the season after the team started 1-7. He led Dallas to an 8-8 record, narrowly missing the playoffs and an NFC East Division title in each his first three full seasons as head coach (2011-13). Garrett guided the 2014 squad to an NFL-best tying 12-4 record, the club's 22nd Division title - 18th NFC East title - 31st postseason appearance and 34th playoff win. His team fought through adversity in 2015, slipping to 4-12 on the season. The team bounced back under Garrett in 2016, completing the club's largest one-season turnaround in franchise history with a nine-game difference, finishing with a 13-3 record in 2016. The record included beginning the season 0-1 and going on to win 11 straight games - the longest single-season win streak in team history. Garrett's Cowboys won their second division championship with him at the helm, while earning the NFC's top overall seed and hosting an NFC Divisional Playoff Game for the first time since 2007. He was named AP Coach of the Year for his team's 2016 accomplishments. The 2018 Cowboys finished 10-6, making the playoffs for the fourth time in Garrett's tenure, and giving them three consecutive winning seasons for the first time since 2007-09.

From 2007-13, when Garrett was brought on board as the Cowboys offensive coordinator, the unit finished among the NFL's top-10 in total offense in five of his seven years at the helm: 2013 (10th), 2012 (6th), 2010 (10th), 2009 (2nd) and 2007 (2nd). The team has set single-season records in a handful of categories, including topping 6,000 net yards for the first four times in franchise history (2009- 6,390; 2011 - 6,008; 2014 - 6,138 and 2016 - 6,027). Since his arrival in 2007, the club's cumulative numbers for gross passing yards (39,993) and total points (3,919) represent the best totals over a 10-year span in the history of the organization while the club's 58,567 total net yards are second.

### DOUG PEDERSON (36-26, 4th Year)

Doug Pederson was named head coach of the Philadelphia Eagles on January 18, 2016 following a three-year run as the offensive coordinator of the Kansas City Chiefs from 2013-15.

In 2018, Pederson's third season, the Eagles won five of their last six regular season games and finished 9-7 despite dealing with multiple injuries in their receiving corps, secondary, and a season-ending back injury for Carson Wentz. Nick Foles stepped in at quarterback under Pederson's command and went on the road to defeat the top-ranked defense of the Chicago Bears in the NFC Wild Card Round.

In just his second season as an NFL head coach, Pederson led the Eagles to a 13-3 regular-season record, an NFC East title, the No. 1 seed in the NFC playoffs and the first Super Bowl title in franchise history with a 41-33 victory over the New England Patriots in Super Bowl LII.

As a first-year head coach with the Eagles in 2016, Pederson helped develop rookie quarterback Carson Wentz, the second overall pick in the 2016 NFL Draft. Wentz set an all-time NFL rookie record with 379 completions, while posting franchise rookie records in pass attempts (607), passing yards (3,782), passing touchdowns (16) and completion percentage (62.4%). Wentz also produced the fourth-most passing yards (3,782) in single-season team history and NFL rookie history.

Prior to arriving in Philadelphia, Pederson served as the offensive coordinator in Kansas City from 2013-15 and helped guide the Chiefs to a 31-17 regular-season record.

In 2015 Pederson helped the Chiefs rebound from a 1-5 start to win a franchise-record 11 consecutive games, including Kansas City's first playoff victory in 22 years.

Before joining Kansas City, Pederson served as the quarterbacks coach in Philadelphia from 2011-12. He began his pro coaching career as an offensive quality control coach with the Eagles from 2009-10. A 12-year NFL veteran, Pederson played quarterback for the Green Bay Packers, Miami Dolphins, Philadelphia Eagles and Cleveland Browns after originally being drafted by the Carolina Panthers in the 1995 expansion draft.

Pederson served as a backup quarterback for Green Bay from 1995-98 and 2001-04 and was part of the Packers team that won Super Bowl XXXI.

## ★ WINNING HEAD COACH ★

For the first time as a head coach, and first time for the franchise since 2007-09, the Dallas Cowboys posted three consecutive winning seasons following a 10-6 finish in 2018.

Under Garrett's direction, the team secured its second NFC East divisional title with a 13-3 record in 2016, and he was named AP Coach of the Year. He also had an 11-game win streak to establish the longest single-season win streak in franchise history. Garrett won his 50th regular season game at Green Bay (10/16/16) to become only the second head coach in franchise history to reach 50 wins. He tied his personal best with the club's 12th win of the season against Tampa Bay (12/18/16) - tied for the second-most wins by a Cowboys head coach. It also marked Garrett's second 12-win season to give him the third-most 12-plus win seasons by a Dallas head coach. He then bettered his personal-best with his 13th win against Detroit (12/26/16), while tying Jimmy Johnson (1992) and Wade Phillips (2007) for the most wins by a Cowboys head coach in a single season.

Garrett wrapped up the 2014 regular season with a record of 12-4 - the fifth coach to reach 12 wins-or-better in a season in team history. He also secured his first NFC East Division title as the head coach. Against the N.Y. Giants (10/19/14), Garrett passed former head coaches Bill Parcells and Phillips with his 35th regular season win to place fourth in team history. He passed Barry Switzer for third with his 41st victory at Washington (12/28/14), then moved into second over Johnson (44) at Washington (12/7/15).

Including his 7-7 record in 2019, Garrett's current regular season record as the head coach of the Dallas Cowboys stands at 84-66, with the second-most wins all-time in team history:

### Most Regular Season Wins by a Cowboys Head Coach

Coach	Years	Won	Loss	Tied	Pct
Tom Landry.....	1960-88	250	162	6	.605
<b>Jason Garrett* .....</b>	<b>2010-19</b>	<b>84</b>	<b>66</b>	<b>0</b>	<b>.560</b>
Jimmy Johnson .....	1989-93	44	36	0	.550
Barry Switzer .....	1994-97	40	24	0	.625
Bill Parcells.....	2003-06	34	30	0	.531
Wade Phillips.....	2007-10	34	22	0	.607
Chan Gailey.....	1998-99	18	14	0	.563
Dave Campo .....	2000-02	15	33	0	.313

\*Record under Coach Garrett includes games as interim head coach in 2010.

## ★ GARRETT'S RECORD WHEN... ★

Below is a look at Garrett's head coaching record under several different circumstances:

Regular season.....	84-66
Postseason .....	2-3
Overall.....	86-69

	Regular	Post
September .....	20-11	
October .....	15-18	
November .....	26-17	
December .....	22-17	
January .....	1-3	2-3
Playing at home .....	42-33	
Playing on the road .....	42-33	1-1
Playing in prime time.....	27-22	1-2
Thursday .....	8-7	
Saturday.....	1-3	1-1
Sunday.....	69-52	1-2
Monday .....	5-4	
Playing against the NFC East.....	37-19	1-0
Playing against the NFC .....	64-49	2-3
Playing against the AFC.....	20-17	

Playing on grass surface.....	28-14	0-2
Playing on artificial surface .....	56-52	2-1
When throwing 30-plus passes.....	43-53	2-2
When throwing for 300-plus yards .....	18-18	0-1
When rushing 20-plus times .....	82-46	2-3
When rushing for 100-plus yards .....	63-34	1-2
When scoring 30-plus points.....	43-9	0-1
When Cowboys score first.....	55-27	2-0
When Cowboys lead at halftime .....	53-14	2-0

## ★ 2019 STAT COMPARISON ★

	(league ranking)	Cowboys	Eagles
Record .....		7-7	7-7
Scoring Avg. (NFL rank) .....		27.0 (5)	23.9 (12)
Opp. Scoring Avg. (NFL rank).....		20.6 (12)	23.4 (16)
Total Off. (NFL rank) .....		434.0 (1)	352.9 (15t)
Rushing Off. (NFL rank).....		134.0 (6)	121.4 (11)
Passing Off. (NFL rank) .....		300.0 (2)	231.5 (16)
Total Def. (NFL rank) .....		323.6 (7)	329.2 (11)
Rushing Def. (NFL rank).....		103.6 (12)	90.4 (3)
Passing Def. (NFL rank).....		220.0 (8)	238.8 (18)
Kickoff Return Avg. ....		14.2 (32)	22.6 (13)
Punt Return Avg. ....		6.1 (24)	6.5 (22)
Turnover Margin .....		-1 (16)	-6 (22t)
Penalties.....		97	89
Penalty Yards .....		907	751
Opp. Penalties .....		96	109
Opp. Penalty Yards.....		815	891

## ★ ALL-TIME STAT COMPARISON ★

This week's matchup marks the 118th regular season game between Dallas and Philadelphia. Below is a brief look into the stats of the series:

	TEAM TOTALS	Cowboys	Eagles
Wins.....		66	51
Points.....		2,536	2,327
Total Net Yards .....		38,192	35,553
Net Rushing Yards .....		15,424	13,211
Net Passing Yards .....		22,768	22,342

	SINGLE-GAME TEAM-HIGHS	Cowboys	Eagles
Points.....		56 10/9/66	49 11/15/04
Total Net Yards .....		652 10/9/66	495 10/30/11
Net Rushing Yards.....		286 11/18/73	306 9/3/00
Net Passing Yards .....		440 10/9/66	370 12/5/65

	SINGLE-GAME INDIVIDUAL HIGHS	Cowboys	Eagles
	Passing Yards	455 - D. Prescott 12/9/18	380 - R. Jaworski 10/20/85
	Rushing Yards	237 - E. Smith 10/31/93	201 - D. Staley 9/3/00
	Receiving Yards	217 - A. Cooper 12/9/18	210 - D. Jackson 12/12/10

## ★ OH CAPTAIN, MY CAPTAIN ★

As voted on by the team, the following players were named captains for the 2019 season:

### 2019 Dallas Cowboys Captains

Player	Position
Jeff Heath	Safety
Chris Jones	Punter
DeMarcus Lawrence	Defensive End
Zack Martin	Guard
Dak Prescott	Quarterback
Jaylon Smith	Linebacker

# 2 6 345.2

With a win on Sunday, Dallas can clinch their division in consecutive seasons for the first time since it won five straight in the mid 1990s (1992-1996). Dallas has won six-of-eight games in Lincoln Financial Field since 2011 - the most wins by any team against the Eagles in their home stadium over that span. Dallas averages 345.2 yards-per-game in 117 regular season games against the Eagles - the sixth-highest average by any opponent against Philadelphia.

## ★ PLAYER HIGHLIGHTS VS. EAGLES

### Chidobe Awuzie - CB

Recorded 18 tackles, four pass breakups and his first career interception through five games against Philadelphia.

### Amari Cooper - WR

In four games - one with Oakland - caught 24 passes for 464 yards and four touchdowns. Made five catches for 106 yards in Week 7 en route to the 37-10 win in Dallas this season.

### Michael Bennett - DL

Started 10 games for Philadelphia and appeared in 16 last season, posting 34 tackles, 9.0 sacks, five tackles for loss, 30 hurries, a pass breakup and two forced fumbles. Has played against the Eagles three times in his career and has eight tackles, 3.0 sacks, three tackles for loss and six quarterback pressures.

### Ezekiel Elliott - RB

Is 5-0 all-time against the Eagles, rushed 118 times for 574 yards (four 100-yard games) and two touchdowns and hauled in 36 catches for 241 yards and a score. Ran for 111 yards and a touchdown in Week 7 and caught six passes for 36 yards.

### Kai Forbath - K

Converted seven-of-nine field goal attempts (77.8%), 18-of-18 PAT attempts and has kicked off 25 times with 11 touchbacks in seven games against Philadelphia.

### Dak Prescott - QB

Is 5-2 as a starter with 1,612 yards on 147-of-225 passes (65.3%) with eight touchdowns and seven interceptions in seven games. Also rushed 27 times for 114 yards and three scores. Threw for 239 yards with a touchdown and ran for 30 yards and a score in Week 7.

### Jason Witten - TE

In 31 career games, posted 160 catches for 1,702 yards and eight touchdowns. Had four catches for 33 yards in the first game against Philadelphia this season.

## ★ NFC EAST STANDINGS ★

Team	W	L	T	Home	Road	Div.	Con.	PF	PA
Dallas .....	7	7	0	4-3	3-4	4-0	6-4	378	288
Philadelphia .....	7	7	0	4-3	3-4	3-1	5-5	334	328
New York .....	3	11	0	2-5	1-6	1-3	2-8	283	382
Washington .....	3	11	0	1-6	2-5	0-4	2-8	215	347

## ★ ALL IN THE FAMILY ★

For the second straight season, the Dallas Cowboys were 5-1 against the NFC East in 2018 - 10-2 the last two seasons (2017-18) - and won the division for the 20th time since 1970. Dallas opened the 2019 season with a familiar foe in the N.Y. Giants, the seventh time in 11 years the two teams met in the first game at AT&T Stadium. Dallas won the first matchup of the year in decisive fashion, upping its win streak over the Giants to five games, and then beat the Redskins in Washington in Week 2. The Cowboys beat the Eagles in Week 7 at home and then upped their Divisional record to 4-0 with a series sweep of the Giants on Monday Night Football. They enter this week's game against the Eagles as one-of-four teams with a perfect divisional record in 2019 (Green Bay, Kansas City, New England).

Overall, the Cowboys hold a 209-142-4 record against current NFC East rivals. Below is a look at Dallas' record against the East:

	W	L	T	Pct.	Long Win Str.	Long Loss Str.	Cur. Str.
Washington .....	72	45	2	.613	10	4	W2
NY Giants .....	68	45	2	.602	12	6	W5
<b>Philadelphia .....</b>	<b>69</b>	<b>52</b>	<b>0</b>	<b>.570</b>	<b>11</b>	<b>8</b>	<b>W4</b>
<b>Totals .....</b>	<b>209</b>	<b>142</b>	<b>4</b>	<b>.593</b>	<b>-</b>	<b>-</b>	<b>W4</b>

## ★ DATING GAME ★

This week's game against the Philadelphia Eagles is being played on Dec. 22. In the 59 years of Cowboys football, there have been five Dec. 22 games. The Cowboys hold a 3-2 record when playing on that date. The Cowboys have faced Washington twice as well as San Francisco, Atlanta and Carolina on Dec. 22.

Dallas' first ever Dec. 22 game came in 1985, a 16-31 loss at San Francisco. Its last Dec. 22 game was in 2013, a 24-23 win at Washington.

Date	Opp/ Loc.	Dal W/L	Score	Date	Opp/ Loc.	Dal W/L	Score
12/22/85	@SF	L	16-31	12/22/07	@Car	W	20-13
12/22/91	ATL	W	31-27	12/22/13	@Was	W	24-23
12/22/96	@Was	L	10-37				

## ★ SERIES HISTORY ★

Dallas and Philadelphia have squared off 117 times in the regular season with Dallas holding a 66-51 advantage. Along with the four playoff games, Dallas holds a 69-52 record over the Eagles. The Cowboys lost the first three games of the series before logging win streaks of 11 games and nine games over the course of the next 18 years. Dallas currently holds a four-game winning streak. There have been four playoff games - one Wild Card Game (2009), two Divisional Playoff Games (1992 and 1995) and an NFC Championship Game (1980). Below is a brief look at the last 20 games of the series:

Date	Loc.	W/L	Score	Date	Loc.	W/L	Score
1/3/10	Dal	W	24-0	12/14/14	Phi	W	38-27
12/12/10	Dal	L	27-30	9/20/15	Phi	W	20-10
1/2/11	Phi	W	14-13	11/8/15	Dal	L(OT)	27-33
10/30/11	Phi	L	7-34	10/30/16	Dal	W	29-23
12/24/11	Dal	L	7-20	1/1/17	Phi	L	13-27
11/11/12	Phi	W	38-23	11/19/17	Dal	L	9-37
12/2/12	Dal	W	38-33	12/31/17	Phi	W	6-0
10/20/13	Phi	W	17-3	11/11/18	Phi	W	27-20
12/29/13	Dal	L	22-24	12/9/18	Dal	W(OT)	29-23
11/27/14	Dal	L	10-33	10/20/19	Dal	W	37-10

## ★ INSIDE THE SERIES HISTORY ★

All-time including playoffs, Dallas and Philadelphia have faced each other 121 times, and the Cowboys hold a 69-52 series advantage.

### In the 121 games of the series there have been:

- \* 53 games decided by two-or-more touchdowns
- \* 33 games decided by three-or-more touchdowns
- \* 47 games decided by a touchdown-or-less
- \* An 11-game winning streak by Dallas
- \* A current four-game winning streak by the Cowboys
- \* A 49-point win by Dallas - biggest Cowboys win (10/9/66)
- \* A 38-point loss by Dallas - biggest Cowboys loss (12/28/06)
- \* Five shutouts - three by Dallas
- \* Four playoff games - one Wild Card, two Divisional Playoffs and one NFC Championship Game
- \* Three playoff wins by Dallas - the Wild Card game and both Divisional Games
- \* Four overtime games - series split at 2-2
- \* 11 Monday night games and 13 Sunday night games
- \* 2,641 points scored by Dallas, 2,382 allowed
- \* A 30-27 Cowboys record on the road in Philadelphia
- \* A 38-24 Cowboys record in home games, with a 6-6 record at AT&T Stadium, including playoffs.

## ★ FIRST TIME, LAST TIME ★

The first time these two clubs met, the Cowboys were just two weeks old, and Dallas was unable to claim its first win of the season, falling to the Philadelphia Eagles 25-27 in front of 18,500 fans at the Cotton Bowl on Sept. 30, 1960.

Dallas defeated Philadelphia 37-10 at AT&T Stadium in their first matchup of 2019. The Cowboys recorded 402 yards of offense on the strength of Ezekiel Elliott's 111 rushing yards and Amari Cooper's 106 receiving yards. The Cowboys had a running back, wide receiver (Tavon Austin) and quarterback (Dak Prescott) all rush for a touchdown in the same game for the first time in franchise history, while the defense tallied a season-high four takeaways - including takeaways on the Eagles first two drives of the game.

## ★ SOLD OUT STADIUMS ★

The Cowboys have played in front of sold out stadiums in 484 of their last 486 games (including playoffs) and in 286 consecutive games. They played in front of sold out crowds in 153 consecutive games at Texas Stadium (including playoffs) - dating back to Dec. 16, 1990 against Phoenix, their last home non-sellout.

Dallas opened what is now named AT&T Stadium with the largest crowd to witness a regular season NFL game with 105,121 tickets distributed and have 90 straight sellouts (including playoffs). The Cowboys have sold out each of their last 244 home games.

On the road, Dallas has played in front of sold out crowds in 140 straight games (including playoffs), dating back to its last road non-sellout - at Arizona (10/20/02).

## ★ HOME COOKING ★

Since AT&T Stadium opened in 2009, Dallas has posted a 48-39 regular season record at home. However, since 2016, the Cowboys have utilized their home field advantage, going 21-10 at AT&T Stadium, which is tied for the fifth-most wins at home, including 4-3 in the 2019 season with wins over the N.Y. Giants, Miami, Philadelphia and the LA Rams.

### NFL Team Home Wins Since 2016

Team	Games	W	L	T	Win %
New England	30	25	5	0	.833
Minnesota	30	23	7	0	.767
Baltimore	31	23	8	0	.742
Kansas City	31	23	8	0	.742
New Orleans	31	22	9	0	.710
Philadelphia	31	22	9	0	.710
Green Bay	32	22	9	1	.703
Pittsburgh	32	22	10	0	.688
<b>Dallas</b>	<b>31</b>	<b>21</b>	<b>10</b>	<b>0</b>	<b>.677</b>
Tennessee	31	21	10	0	.677
Houston	31	21	10	0	.677
Seattle	30	21	9	0	.700

## ★ GETTING TO FIVE HUNDRED ★

The Dallas Cowboys notched the franchise's 500th regular season win after a victory at the N.Y. Giants (12/10/17). Dallas reached that mark in 879 games, second-fastest all-time in NFL history only to Chicago's league-best 863 games. The win also served as Jerry Jones' 250th regular season win as the Dallas Cowboys Owner, President and General Manager:

### Fastest to 500 Wins (Regular Season) - NFL History

Team	Founded	500th Win	Games	All-Time Win Total
Chicago	1920	11/17/85	863	767-590-42
<b>Dallas</b>	<b>1960</b>	<b>12/10/17</b>	<b>879</b>	<b>518-386-6</b>
New England	1960	12/30/18	900	511-394-9
San Francisco	1950	10/20/13	929	543-474-14
N.Y. Giants	1925	12/11/94	935	695-605-33
Indianapolis	1953	12/5/16	946	523-465-7
Green Bay	1921	11/13/94	962	753-574-38
LA Rams	1937	11/18/07	969	576-566-21
Washington	1932	9/12/04	979	603-601-28
Pittsburgh	1933	9/16/07	998	630-550-21
Philadelphia	1933	11/15/10	1,059	579-604-25
Detroit	1930	10/2/11	1,125	562-667-33
Arizona	1920	9/30/12	1,228	557-751-41

## ★ AT&T STADIUM RECORD... ★

In 2018 the Dallas Cowboys reached a milestone with their 10th season in what is now AT&T Stadium. Last season the Cowboys finished the regular season 7-1 record at home - tied for the most wins and best record in a single season all-time at AT&T Stadium with the 2016 team, and are 4-3 in 2019.

Dallas' first game at the venue was on Sept. 20, 2009 - a 31-33 loss to the N.Y. Giants. The club's first win came a week later with a 21-7 decision over Carolina. Overall, Dallas owns a 47-38 regular season record - 3-1 postseason - and a 51-40 overall mark at home in AT&T Stadium. Below is a breakdown of the club's record on their home turf:

Regular season	48-39
Postseason	3-1
Overall	51-40

	Regular	Post
September	13-5	
October	9-12	
November	15-12	
December	9-9	
January	2-1	3-1
Playing at noon	15-8	
Playing at 3:30	17-19	1-1
Playing in prime time	16-12	2-0
Thursday	6-6	
Saturday	0-2	2-0
Sunday	39-27	1-1
Monday	3-4	
Fully closed stadium	32-25	3-1
Fully open stadium	8-8	
Roof open, doors closed	2-5	
Roof closed, doors open	6-1	
Playing against the NFC East	18-14	1-0
Playing against the NFC (non-NFC East)	17-16	2-1
Playing against the AFC	13-9	

Team-by-team			Team				
Team	W	L	Pct	Team	W	L	Pct
Arizona	0	1	.000	New England	0	1	.000
Atlanta	1	1	.500	New Orleans	2	2	.500
Baltimore	1	0	1.000	N.Y. Giants	6	5	.545
Buffalo	1	1	.500	N.Y. Jets	0	1	.000
Carolina	1	1	.500	Oakland	0	1	0.000
Chicago	1	2	.333	Philadelphia	5	6	.454
Cincinnati	1	0	1.000	Pittsburgh	1	0	1.000
Cleveland	1	0	1.000	San Francisco	0	1	.000
Denver	0	1	.000	Seattle	2	2	.500
Detroit	3	1	.750	Tampa Bay	3	0	1.000
Green Bay	0	3	.000	Tennessee	0	2	.000
Houston	1	0	1.000	Washington	7	3	.700
Indianapolis	1	0	1.000				
Jacksonville	1	1	.500	<b>Postseason</b>			
Kansas City	1	0	1.000	Detroit	1	0	1.000
LA Chargers	0	2	.000	Green Bay	0	1	.000
LA Rams	3	1	.750	Philadelphia	1	0	1.000
Miami	2	0	1.000	Seattle	1	0	1.000
Minnesota	1	1	.500				

The Cowboys 7-1 home mark in 2018 tied the 2016 team for the best home record by a Cowboys team since the stadium opened in 2009:

### Most Single Season Wins at AT&T Stadium - Dallas Cowboys


Season	Wins	Consec. Wins	Home Record
2016	7	7	7-1
2018	7	4	7-1
2009	6	5	6-2
2011	5	4	5-3
2013	5	3	5-3

# 384.8      26.0      7.90

Dallas' offense has averaged 384.8 yards-per-game at AT&T Stadium - third-most at home since 2009.

The Cowboys are scoring 26.0 points-per-game at home since moving into AT&T Stadium - fifth in the NFL.

Dallas has averaged 7.90 yards-per-play at home since 2009, second in the NFL.



# ★ THE DALLAS COWBOYS - A CHAMPIONSHIP TRADITION ★

## SUPER BOWL CHAMPIONSHIPS

New England Patriots.....	6
Pittsburgh Steelers.....	6
<b>DALLAS COWBOYS.....</b>	<b>5</b>
San Francisco 49ers.....	5
Green Bay Packers.....	4
New York Giants.....	4
Denver Broncos.....	3
Oakland Raiders.....	3
Washington Redskins.....	3

## SUPER BOWL APPEARANCES

New England Patriots.....	11
<b>DALLAS COWBOYS.....</b>	<b>8</b>
Pittsburgh Steelers.....	8
Denver Broncos.....	8
San Francisco 49ers.....	6
Green Bay Packers.....	5
Miami Dolphins.....	5
New York Giants.....	5
Oakland Raiders.....	5
Washington Redskins.....	5

## POSTSEASON VICTORIES

New England Patriots.....	37
Pittsburgh Steelers.....	36
<b>DALLAS COWBOYS.....</b>	<b>35</b>
Green Bay Packers.....	34
San Francisco 49ers.....	30
Oakland Raiders.....	25
New York Giants.....	24

## POSTSEASON APPEARANCES

<b>DALLAS COWBOYS.....</b>	<b>33</b>
New York Giants.....	32
Green Bay Packers.....	32
Pittsburgh Steelers.....	31
Cle./StL/LA Rams.....	29
Minnesota Vikings.....	29
Indianapolis Colts.....	28
Chicago Bears.....	26
New England Patriots.....	26
Philadelphia Eagles.....	26
San Francisco 49ers.....	25

## POSTSEASON GAMES

<b>DALLAS COWBOYS.....</b>	<b>63</b>
Pittsburgh Steelers.....	61
New England Patriots.....	57
Green Bay Packers.....	56
San Francisco 49ers.....	50
New York Giants.....	49
Minnesota Vikings.....	49

## CONSEC. POSTSEASON APPEARANCES

New England Patriots (2009-18) ...	10
<b>DALLAS COWBOYS (1975-83) ...</b>	<b>9</b>
Indianapolis Colts (2002-10).....	9
<b>DALLAS COWBOYS (1966-73) ...</b>	<b>8</b>
Pittsburgh Steelers (1972-79)....	8
Los Angeles Rams (1973-80)....	8
San Francisco 49ers (1983-90)....	8

## CONSECUTIVE WINNING SEASONS

<b>DALLAS COWBOYS (1966-85)....</b>	<b>20</b>
New England Patriots (2001-19) ...	19
Oakland Raiders (1965-80).....	16
San Francisco 49ers (1983-98) ...	16
Chicago Bears (1930-44).....	15
Green Bay Packers (1934-47) ...	14

## ALL-TIME REGULAR SEASON WINNING %

<b>DALLAS COWBOYS.....</b>	<b>0.573</b>
Green Bay Packers.....	0.567
Chicago Bears.....	0.565
New England Patriots.....	0.565
Baltimore Ravens.....	0.556
Miami Dolphins.....	0.551
Minnesota Vikings.....	0.549

42 SEASONS OF .500-OR-BETTER			33 POSTSEASON APPEARANCE		24 DIVISION TITLES		16 NFL/NFC CHAMPIONSHIP GAME FINALIST			8 NFC CHAMPIONSHIPS		5 SUPER BOWL CHAMPIONSHIPS	
1965	1982	2009	1966	1991	1966	1992	1966	1975	1992	1970	1992	1971	1992
1966	1983	2011	1967	1992	1967	1993	1967	1977	1993	1971	1993	1977	1993
1967	1984	2012	1968	1993	1968	1994	1970	1978	1994	1975	1995		1995
1968	1985	2013	1969	1994	1969	1995	1971	1980	1995	1977			
1969	1991	2014	1970	1995	1970	1996	1972	1981		1978			
1970	1992	2016	1971	1996	1971	1998	1973	1982					
1971	1993	2017	1972	1998	1973	2007							
1972	1994	2018	1973	1999	1976	2009							
1973	1995		1975	2003	1977	2014							
1974	1996		1976	2006	1978	2016							
1975	1998		1977	2007	1979	2018							
1976	1999		1978	2009	1981								
1977	2003		1979	2014	1985								
1978	2005		1980	2016									
1979	2006		1981	2018									
1980	2007		1982										
1981	2008		1983										
			1985										



## ★ PRO BOWL COWBOYS ★

Over the previous nine drafts, Dallas has selected 12 player that have gone on to make at least one Pro Bowl - second most in the NFL over that span (Kansas City, 13). Since 1989 Dallas has sent 53 different players to the Pro Bowl, and of those, Dallas drafted 37. Additionally, Cowboys draft picks have been selected to 73 Pro Bowls since 2002 (24 different players), which is 19 more than any other team over that span (Kansas City, 54):

### COWBOYS PRO BOWL DRAFT PICKS SINCE 2002 (BY YEAR DRAFTED)

- 2002: Roy Williams (5)
- 2002: Andre Gurode (5)
- 2003: Terence Newman (2)
- 2003: Jason Witten (11)
- 2005: DeMarcus Ware (9 - 7 with Dallas)
- 2005: Marion Barber (1)
- 2005: Jay Ratliff (4)
- 2006: Jason Hatcher (1)
- 2007: Anthony Spencer (1)
- 2007: Nick Folk (1)
- 2008: Mike Jenkins (1)
- 2008: Martellus Bennett (1 - with Chicago)



- 2010: Dez Bryant (3)
- 2010: Sean Lee (2)
- 2011: Tyron Smith (6)
- 2011: DeMarco Murray (3 - 2 with Dallas)
- 2011: Dwayne Harris (1 - with N.Y. Giants)
- 2013: Travis Frederick (4)
- 2014: Zack Martin (5)
- 2014: DeMarcus Lawrence (2)
- 2015: Byron Jones (1)
- 2016: Dak Prescott (2)
- 2016: Ezekiel Elliott (2)
- 2018: Leighton Vander Esch (1)



## ★ THE FINISHER ★

Dating back to his rookie season in 2016, Dak Prescott has proven himself to be strong in clutch late-game moments. Since the start of 2016, Prescott is responsible for 20 total touchdowns when the game is within seven points in the fourth quarter or overtime, the third-most in the NFL over that span:

### 4th Qtr & OT TDs, +/- 7 Points - NFL, 2016-19

Player	Pass Yds	Pass TD	Rush Yds	Rush TD	Total Yds	Total TD
R. Wilson, Sea.....	2,579	21	336	0	2,915	21
M. Ryan, Atl.....	2,203	20	51	1	2,254	21
<b>D. Prescott, Dal.....</b>	<b>2,547</b>	<b>17</b>	<b>101</b>	<b>3</b>	<b>2,648</b>	<b>20</b>
D. Brees, NO.....	1,881	15	5	4	1,886	19
D. Carr, Oak.....	2,2129	18	1	0	2,230	18
M. Stafford, Det.....	2,263	16	53	1	2,316	17

## ★ FOURTH QUARTER WINS ★

Since taking over as the Dallas Cowboys starting quarterback in 2016, Dak Prescott has engineered his share of fourth quarter wins for the club. Included in his 36 regular season wins as a starter are nine occasions in which he led the team to victory when the club was tied or trailing in the fourth quarter or overtime. Prescott's nine wins are the fifth-most by a Dallas signal caller, with five of those wins coming as a rookie in 2016 and four in 2018:

### 4th Quarter/OT Wins - Cowboys

Quarterback	Wins	Quarterback	Wins
Tony Romo.....	24	Danny White.....	11
Troy Aikman.....	15	<b>Dak Prescott.....</b>	<b>9</b>
Roger Staubach.....	13		

Below is a look at each of Prescott's nine games in which the game was tied or the team trailed to pull out the win and his 4th quarter/OT stats:

Date	Opp	Score	Time Left	Att	Com	Yds	TD	Int	Final Score
9/18/16	@Was	20-23	15:00	7	6	66	0	0	27-23
10/30/16	PHI*	13-23	7:48	20	11	135	2	0	29-23
11/13/16	@Pit	29-30	0:42	11	10	83	0	0	35-30
12/1/16	@Min	7-9	14:11	4	2	26	1	0	17-15
12/18/16	TB	17-20	15:00	6	6	41	0	0	26-20
9/30/18	DET	23-24	2:17	11	7	99	0	0	26-24
11/18/18	@Atl	19-19	1:52	6	4	45	0	0	22-19
12/9/18	PHI*	23-23	1:39	12	11	94	1	0	29-23
12/30/18	@NYG	28-32	3:21	10	5	78	1	0	36-35

\*italics indicate overtime and are reflected in the stats totals

Prescott has also secured 14 game-winning drives in his career to tie for fourth all-time in club history:

### Career Game-Winning Drives

Player	Drives
Tony Romo.....	29
Roger Staubach.....	21
Troy Aikman.....	20
Danny White.....	14
<b>Dak Prescott.....</b>	<b>14</b>

Amongst all NFL quarterbacks, Prescott is tied with three others for the second-most game-winning drives from 2016-19:

### Game-Winning Drives - NFL (2016-19)

Player	Drives
Drew Brees, NO.....	15
<b>Dak Prescott, Dal.....</b>	<b>14</b>
Matthew Stafford, Det.....	14
Russell Wilson, Sea.....	14
Derek Carr, Oak.....	14

Additionally, Prescott's 14 game-winning drives are the most by any NFL QB in his first three seasons to start a career, since 1970:

### Game-Winning Drives - First Three Seasons

Player	Drives
<b>Dak Prescott, Dal.....</b>	<b>14</b>
Matt Ryan, Atl.....	13
Derek Carr, Oak.....	12
Russell Wilson, Sea.....	12

# 20

Since the start of 2016, Dak Prescott is responsible for 20 total touchdowns (17 passing, three rushing) when the game is within seven points in the fourth quarter or overtime, third in the NFL over that span, trailing only Russell Wilson (21) and Matt Ryan (21).

\*regular season only

## ★ RAYNEING TOUCHDOWNS... ★

Rayne Dakota Prescott is responsible for 114 combined rushing and passing touchdowns through his first 62 NFL games which ranks ninth in NFL history at the quarterback position:

### Combined Touchdowns in a QBs First 61 Career Games

Player	TDs	Player	TDs
Dan Marino.....	154	Peyton Manning....	115
Daunte Culpepper....	130	Cam Newton.....	115
Andrew Luck.....	128	<b>Dak Prescott.....</b>	<b>114</b>
Aaron Rodgers.....	126	Russell Wilson.....	113
Johnny Unitas.....	122	Kirk Cousins.....	112
Matthew Stafford.....	121	Jeff Garcia.....	111

## ★ CLUTCH GENE ★

Dak Prescott has also demonstrated an ability to perform his best when the game is on the line, delivering for his team when they are trailing in games - exhibited by his 34 career go-ahead touchdown passes, eighth-most since the start of 2016. Prescott has also rushed for eight go-ahead touchdowns, giving him 42 total - tied for third since 2016:

### Go-Ahead Touchdowns by QBs Since 2016

Player	Team	Pass TD	Rush TD	Total TDs
Russell Wilson.....	SEA	46	2	48
Aaron Rodgers.....	GB	41	2	43
<b>Dak Prescott.....</b>	<b>DAL</b>	<b>34</b>	<b>8</b>	<b>42</b>
Kirk Cousins.....	MIN	39	3	42
Matt Ryan.....	ATL	41	0	41
Derek Carr.....	OAK	38	0	38

## ★ DAK'S RECORD WHEN... ★

Since taking over as Dallas' starting quarterback in 2016, Dak Prescott has compiled a 39-23 regular season record in 62 career starts, and is 1-2 in the postseason. Below is a look at Prescott's record under several different circumstances:

	<b>Regular</b>	<b>Post</b>
Playing at home: .....	21-10	1-1
Playing on the road: .....	18-13	0-1
Playing indoors: .....	21-11	1-1
Playing outdoors: .....	18-12	0-1
Playing against the NFC East: .....	17-5	
Playing against the NFC (non-NFC East): ..	14-10	1-2
Playing against the AFC: .....	8-8	
Playing on Thursday: .....	5-3	
Playing on Sunday: .....	31-19	1-2
Playing on Sunday night: .....	8-5	
Playing on Monday night: .....	3-1	
Playing on artificial turf: .....	27-18	1-1
Playing on natural grass: .....	12-5	0-1
Offense totals over 400 yards: .....	23-6	0-1
Throws for over 300 yards: .....	7-4	0-1
Throws for 200-299 yards: .....	26-10	1-1
Attempts more than 30 passes: .....	19-19	1-2
Throws only one touchdown: .....	11-5	1-1
Throws more than one touchdown: .....	23-7	0-1
Completes 60.0%-or-more of his passes: ..	35-15	1-2
Averages more than 7.0 yards-per-attempt ..	31-7	0-2
Has more than one Big Play (25+) passing ..	23-6	1-1
Throws no interceptions: .....	31-7	0-1
Throws one interception: .....	6-8	1-1
Throws more than one interception: .....	2-8	
Records at least 100.0 passer rating: .....	29-2	0-1
Commits no turnovers: .....	27-4	0-1
Against teams with winning record: .....	13-13	1-2
Against teams with .500 record: .....	9-4	
Against teams with losing record: .....	17-6	
Has at least one rush attempt: .....	37-20	1-2
Has more than five rush attempts: .....	16-4	1-0
Sacked one time-or-less: .....	21-7	1-1
Sacked more than once: .....	18-16	0-1
September: .....	9-5	
October: .....	8-6	
November: .....	12-7	
December: .....	10-4	
January: .....	0-1	1-2

<b>Team-by-team</b>							
<b>Team</b>	<b>W</b>	<b>L</b>	<b>Pct</b>	<b>Team</b>	<b>W</b>	<b>L</b>	<b>Pct</b>
Arizona .....	1	0	1.000	Minnesota .....	1	1	.500
Atlanta .....	1	1	.500	New England ...	0	1	.000
Baltimore .....	1	0	1.000	New Orleans ...	1	1	.500
Buffalo .....	0	1	.000	N.Y. Giants .....	6	2	.750
Carolina .....	0	1	.000	N.Y. Jets .....	0	1	.000
Chicago .....	1	1	.500	Oakland .....	1	0	1.000
Cincinnati .....	1	0	1.000	Philadelphia .....	5	2	.714
Cleveland .....	1	0	1.000	Pittsburgh .....	1	0	1.000
Denver .....	0	1	.000	San Francisco ..	2	0	1.000
Detroit .....	3	0	1.000	Seattle .....	0	2	.000
Green Bay .....	1	2	.333	Tampa Bay .....	2	0	1.000
Houston .....	0	1	.000	Tennessee .....	0	1	.000
Indianapolis .....	0	1	.000	Washington .....	6	1	.833
Jacksonville .....	1	0	1.000	<b>Postseason</b>			
Kansas City .....	1	0	1.000	Green Bay .....	0	1	.000
LA Chargers .....	0	1	.000	L.A. Rams .....	0	1	.000
LA Rams .....	1	1	.500	Seattle .....	1	0	1.000
Miami .....	1	0	1.000				

## ★ DAK TO THE FUTURE ★

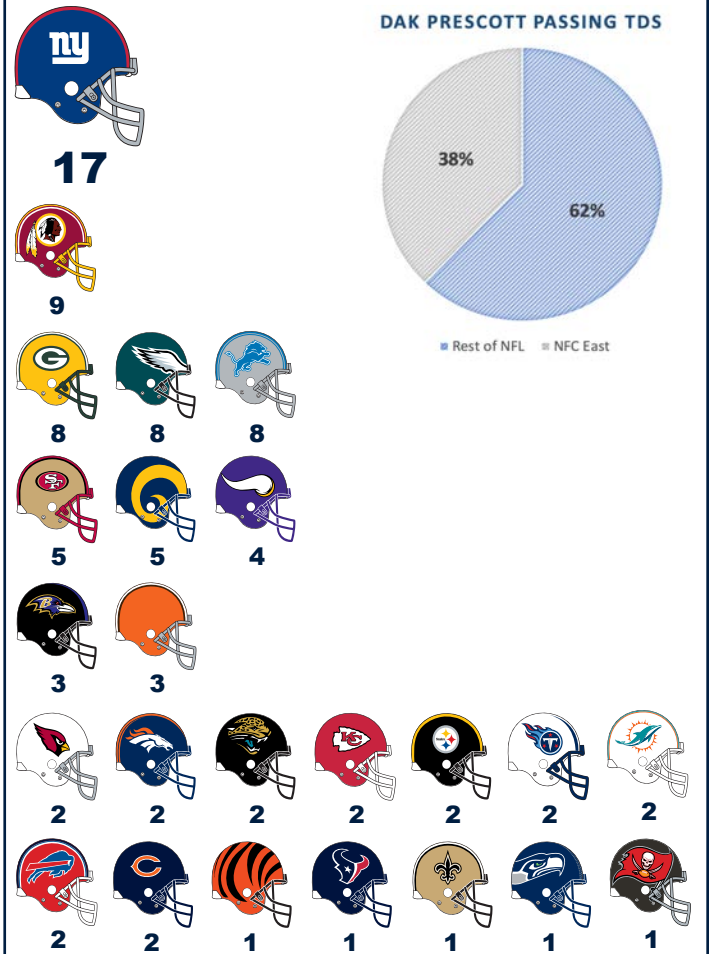
Now in his fourth pro season, Dak Prescott ranks sixth in passing yards (15,210), attempts (1,994) wins (39), and passing touchdowns (93), fifth in completions (1,315) and third in yards-per-attempt (7.63) in regular season team history:

### Dallas Cowboys All-Time QB Chart

<b>WINS AS STARTER</b>	<b>PASSING YARDS</b>
Troy Aikman .....	94
Roger Staubach .....	85
Tony Romo .....	78
Danny White .....	62
Don Meredith .....	47
<b>Dak Prescott .....</b>	<b>39</b>
<b>ATTEMPTS</b>	<b>PASSING TOUCHDOWNS</b>
Troy Aikman .....	4,715
Tony Romo .....	4,335
Roger Staubach .....	2,958
Danny White .....	2,950
Don Meredith .....	2,308
<b>Dak Prescott .....</b>	<b>1,994</b>
<b>COMPLETIONS</b>	<b>YARDS-PER-ATTEMPT</b>
Troy Aikman .....	2,898
Tony Romo .....	2,829
Danny White .....	1,761
Roger Staubach .....	1,685
<b>Dak Prescott .....</b>	<b>1,315</b>
Tony Romo .....	34,183
Troy Aikman .....	32,942
Roger Staubach .....	22,700
Danny White .....	21,959
Don Meredith .....	17,199
<b>Dak Prescott .....</b>	<b>15,210</b>
Tony Romo .....	247
Troy Aikman .....	165
Danny White .....	155
Roger Staubach .....	153
Don Meredith .....	135
<b>Dak Prescott .....</b>	<b>93</b>
Tony Romo .....	7.89
Roger Staubach .....	7.67
<b>Dak Prescott .....</b>	<b>7.63</b>
Don Meredith .....	7.45
Danny White .....	7.44

## ★ PRESCOTT TDS BY TEAM ★

Dak Prescott has thrown a touchdown pass against 24 of the other 31 NFL teams in the regular season. Below is a team-by-team breakdown of his touchdowns through the air:



## ★ PRESCOTT TARGETS ★

In the midst of his young career, Dak Prescott has completed 1,315-of-1,994 passes for 15,210 yards with 93 touchdowns in 62 regular season games played behind center. Below is a breakdown of Dak's targets by position and player:

Position Breakdown						
	Comp.	Yds	TD	Comp.	Yds	TD
WR.....	758	10,063	64	RB.....	245	2,106
TE.....	301	2,978	20	FB.....	11	63

Player Breakdown by Completions							
Player	Com	Yds	TD	Player	Com	Yds	TD
J. Witten.....	188	1,714	11	D. Schultz.....	13	122	0
E. Elliott.....	179	1,580	7	L. Dunbar.....	13	103	0
C. Beasley.....	174	1,774	12	N. Brown.....	9	87	0
A. Cooper.....	124	1,798	14	A. Morris.....	9	53	0
D. Bryant.....	119	1,634	14	K. Smith.....	8	46	0
T. Williams.....	97	1,162	3	D. Smith.....	5	113	1
M. Gallup.....	89	1,418	5	C. Wilson.....	5	46	0
B. Jarwin.....	57	658	6	R. Switzer.....	5	39	0
R. Cobb.....	45	674	3	J. Hanna.....	4	88	1
G. Swaim.....	33	328	1	R. Gathers.....	3	45	0
B. Butler.....	30	533	6	G. Escobar.....	3	23	1
R. Smith.....	29	266	1	L. Whitehead.....	2	40	0
A. Hurns.....	20	295	2	J. Olawale.....	2	13	0
T. Austin.....	19	311	3	D. McFadden.....	2	6	0
T. Pollard.....	14	102	1	V. Bryant.....	1	15	1
D. Thompson.....	14	124	0				

Prescott has thrown 93 touchdown passes - good for sixth all-time in team history. Below is his individual touchdown totals:

Player	TDs	Player	TDs
Dez Bryant.....	14	Tavon Austin.....	3
Amarri Cooper.....	14	Allen Hurns.....	2
Cole Beasley.....	12	Gavin Escobar.....	1
Jason Witten.....	11	James Hanna.....	1
Ezekiel Elliott.....	7	Rod Smith.....	1
Brice Butler.....	6	Geoff Swaim.....	1
Blake Jarwin.....	6	Devin Smith.....	1
Michael Gallup.....	5	Tony Pollard.....	1
Terrance Williams.....	3	Ventell Bryant.....	1
Randall Cobb.....	3		

\*italics indicate current Cowboy

## ★ TOUCHDOWN BREAKDOWN ★

Dak Prescott has thrown 93 touchdown passes. Below is a look at Dak's touchdown totals by quarter, down and distance:

Quarter	Down	Distance			
1st Quarter ...	14	1st Down.....	29	0-9 Yards.....	28
2nd Quarter ...	35	2nd Down.....	38	10-19 Yards.....	26
3rd Quarter ...	16	3rd Down.....	25	20-29 Yards.....	18
4th Quarter ...	26	4th Down.....	1	30-39 Yards.....	5
OT.....	2			40-49 Yards.....	5
				50+ Yards.....	11

## ★ QB WINS ★

In three-plus seasons as the starting quarterback of the Dallas Cowboys, Dak Prescott has proven to be a winner, as his 39 victories rank sixth in team history. He has had a winning record in each of his first three seasons, and his 13 wins in 2016 were the most by a rookie quarterback in NFL history. He followed that up with a 9-7 record in 2017, a 10-6 mark in 2018 and a 7-7 record in 2019.

Overall, Prescott's 39 wins are third behind only Tom Brady and Russell Wilson from 2016-19:

Wins by Starting QB - 2016-19	
Player	Wins
Tom Brady, NE.....	46
Russell Wilson, Sea.....	40
Dak Prescott, Dal.....	39

Prescott's 34 wins through his first 50 starts also tied for seventh by an NFL quarterback in league history:

QB Wins Through 50 Starts		
Player	Wins	Win%
Tom Brady.....	38	0.760
Russell Wilson.....	36	0.720
Ben Roethlisberger.....	36	0.720
Kurt Warner.....	35	0.700
Tony Romo.....	35	0.700
Matt Ryan.....	35	0.700
Dak Prescott.....	34	0.680

## ★ QBS MULTIPLE TOUCHDOWNS ★

In seven games in 2016 Dak Prescott tossed at least two touchdowns to tie for fourth by a rookie in NFL history. He had six multi-touchdown passing games in 2018, eight in 2019, and his 30 total games rank sixth in franchise history:

Multiple-Touchdown Games			
Player	Games	Player	Games
Tony Romo.....	79	Troy Aikman.....	43
Roger Staubach.....	48	Don Meredith.....	41
Danny White.....	44	Dak Prescott.....	30

Prescott also notched four games with three-plus touchdown passes in 2016 that tied the most by a rookie quarterback in NFL history. It also tied the eighth-most in the NFL in 2016 by any quarterback.

After four more in 2017, two in 2018, and five in 2019, he has 15 in total - fourth on the team's all-time three-touchdown games list:

Three-Touchdown Games			
Player	Games	Player	Game
Tony Romo.....	40	Dak Prescott.....	15
Danny White.....	20	Don Meredith.....	14
Roger Staubach.....	17	Troy Aikman.....	10

## ★ QB RATINGS AT 100.0 ★

Dak Prescott established the most games with a 100.0 rating by a quarterback in a season in team history with 11 in 2016:

Single-Season 100.0 QB Rating Games		
Player	Games	Season
Dak Prescott*.....	11	2016
Tony Romo.....	10	2007
Tony Romo.....	10	2014

\*denotes rookie

Prescott has seven in 2019, and his 31 games with at least a 100.0 rating rank fifth in team history:

Career 100.0 QB Rating Games			
Player	Games	Player	Games
Tony Romo.....	67	Danny White.....	33
Troy Aikman.....	44	Dak Prescott.....	31
Roger Staubach.....	37	Craig Morton.....	24

Prescott's 24 games with at least a 100.0 rating from 2016-18 are tied with Russell Wilson (2012-14) for the most games by a quarterback in his first three seasons in NFL history:

100.0 QB Rating Games - First Three Seasons		
Player	Games	Seasons
Russell Wilson.....	24	2012-14
Dak Prescott.....	24	2016-18
Dan Marino.....	19	1983-85
Carson Palmer.....	19	2004-06
Joe Flacco.....	19	2008-10

He continues to add to his resume, and through his first 62 starts, Prescott sits at 31 games with a 100.0 rating, the third-most through 62 starts in NFL history:

100.0 Rtg				
Player	GS	Games	W/L	Win%
Aaron Rodgers.....	62	38	32-6	.842
Tony Romo.....	62	34	27-7	.794
Dak Prescott.....	62	31	29-2	.935
Russell Wilson.....	62	31	28-3	.903
Philip Rivers.....	62	29	22-7	.759
Ben Roethlisberger.....	62	29	27-2	.931
Kirk Cousins.....	62	29	19-9-1	.672

Prescott is tied for ninth among NFL quarterbacks in 2019, tallying seven games with a quarterback rating of 100.0-or-better:

100.0 Rtg				
Player	Team	Games	W/L	Win%
Kirk Cousins.....	Min	9	9-0	1.000
Russell Wilson.....	Sea	9	8-1	.889
Derek Carr.....	Oak	8	4-4	.500
Jimmy Garoppolo.....	SF	8	7-1	.875
Lamar Jackson.....	Bal	8	8-0	1.000
Jameis Winston.....	TB	8	5-3	.625
Dak Prescott.....	Dal	7	6-1	.857
DeShaun Watson.....	Hou	7	6-1	.857
Philip Rivers.....	LAC	7	4-3	.571

## ★ 300-YARD BONANZA ★

Dak Prescott has six 300-yard games in 2019, and for his career, has 11 games with at least 300 yards through the air - third all-time in Cowboys history:

Player	Games
Tony Romo .....	46
Troy Aikman .....	13
<b>Dak Prescott .....</b>	<b>11</b>
Danny White .....	10
Don Meredith .....	7
Roger Staubach .....	6

His 11 games are the most through a player's first four seasons in Cowboys history (Romo's 10 are second). Prescott also threw for 375 yards and two-or-more touchdowns four times through 10 games in 2019 - tied for the most by any quarterback through the first 10 games of a season in NFL history:

Player	Team	Season	Games W/ 375 Yds & 2 TD
Joe Montana .....	SF	1990	Four
<b>Dak Prescott .....</b>	<b>Dal</b>	<b>2019</b>	<b>Four</b>
Drew Bledsoe .....	NE	1994	Three
Tom Brady .....	NE	2011	Three
Tom Brady .....	NE	2009	Three
Drew Brees .....	NO	2013	Three
Drew Brees .....	NO	2016	Three
Ryan Fitzpatrick .....	TB	2018	Three
Patrick Mahomes .....	KC	2019	Three
Peyton Manning .....	Den	2013	Three
Philip Rivers .....	SD	2013	Three
Kurt Warner .....	StL	2000	Three

Over the course of a full season, only one quarterback has registered more than four games with 375 pass yards and two-plus touchdowns, while six players have done it four times:

Player	Team	Season	Games W/ 375 Yds & 2 TD
Peyton Manning .....	Den	2013	Six
Joe Montana .....	SF	1990	Four
<b>Dak Prescott* .....</b>	<b>Dal</b>	<b>2019</b>	<b>Four</b>
Drew Brees .....	NO	2013	Four
Drew Brees .....	NO	2016	Four
Drew Brees .....	NO	2012	Four
Peyton Manning .....	Ind	2004	Four
Dan Marino .....	Mia	1984	Four
Philip Rivers .....	SD	2013	Four

\*Season still in progress

## ★ ZERO TO 400, REAL QUICK ★

Prescott surpassed 400 yards (444) through the air at Detroit (11/17) for the third time in 2019 - tied with Tony Romo (2012) for the most 400-yard games in a single season in Cowboys history:

Player	Team	Season	Games W/ 400 Yds
Tony Romo .....	Dal	2013	Three
<b>Dak Prescott .....</b>	<b>Dal</b>	<b>2019</b>	<b>Three</b>

Prescott's three games with 400 yards are also the second-most in a single season in NFL history, behind only Dan Marino, Peyton Manning and Ryan Fitzpatrick - all with four:

Player	Team	Season	Games W/ 400 Yds
Dan Marino .....	Mia	1984	Four
Peyton Manning .....	Den	2013	Four
Ryan Fitzpatrick .....	TB	2018	Four
Tony Romo .....	Dal	2013	Three
<b>Dak Prescott .....</b>	<b>Dal</b>	<b>2019</b>	<b>Three</b>
Dan Marino .....	Mia	1986	Three
Aaron Rodgers .....	GB	2018	Three
Eli Manning .....	NYG	2011	Three
Philip Rivers .....	SD	2013	Three

## ★ YARD DOGS ★

Dallas has recorded 11 games with at least 400 yards of offense in 2019, the most in the NFL:

Games with 400 Yards of Offense					
Team	Gms	W/L	Team	Gms	W/L
<b>Dallas .....</b>	<b>11</b>	<b>7-4</b>	Seattle .....	7	6-1
Tampa Bay .....	8	5-3	New Orleans .....	7	6-1
Baltimore .....	7	6-1	Two tied .....	6	--

## ★ LUCKY NUMBER FOUR ★

Prescott now has 4,334 yards and 26 touchdowns on the season, his fourth consecutive season with 3,000 passing yards and 20 passing touchdowns to start his career. He is only the fourth quarterback in NFL history to begin a career with 3,000 yards and 20 touchdowns in each of his first four seasons:

Player	Years	Yards	TDs
Peyton Manning, Ind	1998-01	16,418	111
Russell Wilson, Sea	2012-15	13,974	106
Derek Carr, Oak	2014-17	14,690	103
<b>Dak Prescott, Dal</b>	<b>2016-19</b>	<b>15,210</b>	<b>93</b>

By reaching 3,000 yards and 20 touchdowns for the fourth straight season, Prescott is the second quarterback in team history with that streak (Tony Romo, 2011-14).

Prescott is also one-of-two quarterbacks in Cowboys history to reach 4,000 passing yards in a single season, joining Tony Romo (accomplished the feat four times):

Player	Season	Yards	TDs
<b>Dak Prescott .....</b>	<b>2019</b>	<b>4,334</b>	<b>26</b>
Tony Romo .....	2012	4,903	28
Tony Romo .....	2011	4,184	31
Tony Romo .....	2009	4,483	26
Tony Romo .....	2007	4,211	36

## ★ DAK-TO-DAK-TO-DAK-TO-DAK ★

Against Detroit (11/17/19) Dak Prescott reached 3,000 passing yards on the season. He became the fourth Dallas quarterback to pass for 3,000 yards in at least four seasons. Additionally, he became the second Cowboys quarterback to reach that mark in four consecutive seasons:

### Seasons w/at least 3,000 Passing Yds - Dallas Cowboys

Player	Total	Consec.
Tony Romo .....	7	4 (2011-14), 3 (07-09)
Troy Aikman .....	5	3 (1995-97), 2 (92-93)
<b>Dak Prescott .....</b>	<b>4</b>	<b>4 (2016-19)</b>
Danny White .....	4	2 (1980-81)
Roger Staubach .....	3	2 (1978-79)

Prescott also became the first quarterback in franchise history to pass for at least 3,000 yards in each of his first four pro seasons and the seventh signal caller in NFL history to do so.

### 3,000 Passing Yards in Each of First Four Seasons

Player	Seasons	Player	Seasons
Peyton Manning .....	4	Russell Wilson .....	4
Cam Newton .....	4	Derek Carr .....	4
Andy Dalton .....	4	<b>Dak Prescott .....</b>	<b>4</b>
Ryan Tannehill .....	4	Many players tied .....	3

## ★ YARD STREAK ★

Dak Prescott has thrown for 350 yards in consecutive games twice in his career with the most recent streak coming in 2019 against the Vikings (397) and at the Lions (444). He is the only Cowboys quarterback to record consecutive 350-yard games in team history, and is one-of-four NFL passers to do it in 2019:

Player	Dates	350-Yd Games	Total Yards
Patrick Mahomes, KC .....	9/8/19 - 9/22/19	Three	1,195
Jared Goff, LAR .....	9/29/19 - 10/3/19	Two	912
<b>Dak Prescott, Dal .....</b>	<b>11/10/19 - 11/17/19</b>	<b>Two</b>	<b>841</b>
Jameis Winston, TB .....	9/22/19 - 9/29/19	Two	765
<b>Dak Prescott, Dal* .....</b>	<b>12/30/18 - 11/17/19</b>	<b>Two</b>	<b>792</b>

\* Streak spans two seasons

Prescott's three-game total of 1,098 yards from Week 9 at the N.Y. Giants (11/4) to Week 11 at Detroit (11/17) are the most in a three-game span in Cowboys history:

Player	Dates	Games	Yards
<b>Dak Prescott .....</b>	<b>11/4/19 - 11/17/19</b>	<b>Three</b>	<b>1,098</b>
Tony Romo .....	9/19/10 - 10/10/10	Three	1,064
Dak Prescott .....	12/30/18 - 9/15/19	Three	1,061
Tony Romo .....	11/18/12 - 12/2/12	Three	1,057
Tony Romo .....	12/9/12 - 12/23/12	Three	1,025

## ★ RANKING PRESCOTT ★

Dak Prescott has been among the statistical league leaders at the quarterback position in 2019, ranking second in passing yards (4,334), tied for fourth in passing touchdowns (26) and 12th in passer rating (99.3):

### 2019 Passing Yards Leaders

Player	Att	Cmp	Pct	Yds	TD	Int	Rate
Jameis Winston	554	342	61.7	4,573	30	24	87.9
<b>Dak Prescott</b>	<b>519</b>	<b>340</b>	<b>65.5</b>	<b>4,334</b>	<b>26</b>	<b>11</b>	<b>99.3</b>
Philip Rivers	506	332	65.6	4,055	21	18	89.2
Jared Goff	535	338	63.2	3,996	17	15	84.8
Matt Ryan	520	346	66.5	3,769	24	12	93.5
Russell Wilson	445	300	67.4	3,708	28	5	109.3
Deshaun Watson	463	314	67.8	3,668	26	11	100.4
Patrick Mahomes	426	280	65.7	3,606	23	4	106.2

Prescott's 4,334 yards through 14 games are the most by any Cowboys passer through the first 14 games of a season:

Player	Att	Cmp	Pct	Yds	TD	Int	Rate
<b>Dak Prescott, 2019..</b>	<b>519</b>	<b>340</b>	<b>65.5</b>	<b>4,334</b>	<b>26</b>	<b>11</b>	<b>99.3</b>
Tony Romo, 2012	568	379	66.7	4,269	22	16	90.2
Tony Romo, 2011	483	317	65.6	3,895	29	9	102.6

## ★ OPENING ACT ★

In the 2019 opener, Dak Prescott recorded a perfect passer rating (158.3), completing 25-of-32 passes for 405 yards and four touchdowns, becoming only the second Cowboys quarterback to record a perfect passer rating in team history (Craig Morton). He is also one-of-four players in NFL history to record a game with 400 passing yards, four passing touchdowns and a perfect passer rating:

### Perfect Passer Rating, 400 yards and 4 TDs

Date	Player	Team	Yards	TDs	Rating
9/8/19	<b>Dak Prescott</b>	<b>DAL</b>	<b>405</b>	<b>4</b>	<b>158.3</b>
9/27/18	Jared Goff	LAR	465	5	158.3
11/3/13	Nick Foles	PHI	406	7	158.3
11/2/86	Ken O'Brien	NYJ	431	4	158.3

Additionally, Prescott is the fourth quarterback to register a 158.3 passer rating, the highest attainable mark, on 30-or-more pass attempts in NFL history, joining Jared Goff (33 attempts on 9/27/18), Ken O'Brien (32 attempts on 11/2/86) and Kurt Warner (30 attempts on 10/1/00).

## ★ NFC OFFENSIVE POW X2 ★

Prescott earned NFC Offensive Player of the Week honors for his Week 1 performance, completing 25-of-32 passes for 405 yards and four touchdowns to register a perfect passer rating (158.3), becoming only the second Cowboys quarterback to record a perfect passer rating in team history (Craig Morton). It was the first time in his career that he was named player of the week.

He earned the honor again in Week 12 after commanding a road victory over the Detroit Lions by completing 29-of-46 passes for 444 yards and three touchdowns. He joined Joe Montana as the only quarterbacks to throw for 375 yards and two touchdowns in four separate games in the first 10 games of a season, and he tied Tony Romo for most 400 yard games in a season (three) in team history in the victory.

## ★ TWENTY-IN-A-ROW ★

Prescott has improved across the board as a passer in his fourth NFL season, but particularly in his accuracy to all areas of the field. He is completing 67.7% of his passes, and earlier in 2019 completed a career-best string of 20 straight passes, starting with his final 18 throws at Washington (9/15) and culminating with completing his first two passes against Miami (9/22). His 20-straight completions are second in team history, behind Brandon Weeden's 21-straight over two seasons:

### Consecutive Passes Completed - Dallas Cowboys

Player	Consecutive Completions	Date
Brandon Weeden	21	11/2/14-9/13/15
<b>Dak Prescott</b>	<b>20</b>	<b>9/15/19 - 9/22/19</b>
Dak Prescott	18	11/29/18
Tony Romo	16	12/21/14
Dak Prescott	16	12/18/16-12/26/16

## ★ RAYNE MAN ★

Rayne Dakota "Dak" Prescott has proven to be a threat with his feet during his young career, and through his first 62 games, he has surpassed 1,000 career rushing yards (1,179) - the fourth Cowboys quarterback to reach that milestone. Prescott did it in 50 games, tying Roger Staubach for the fewest games to the mark.

Overall, Prescott ranks first in rushing scores (21), third in rushing yards (1,179) and fifth in carries (237) among Cowboys quarterbacks all-time:

### All-Time Dallas Cowboys QB Rushing Yard Leaders

Player	Att	Yards	Avg	Long	TD
Roger Staubach	410	2,264	5.5	33	20
Don Meredith	242	1,216	5.0	28	15
<b>Dak Prescott</b>	<b>237</b>	<b>1,179</b>	<b>5.0</b>	<b>42</b>	<b>21</b>
Troy Aikman	327	1,016	3.1	25	9

Prescott has notched 21 rushing scores since his rookie season, most by any NFL quarterback from 2016-19:

### QB Rush TDs - 2016-19

Player	Rush TDs
<b>Dak Prescott, Dal</b>	<b>21</b>
Josh Allen, Buf	17
Cam Newton, Car	15
Deshaun Watson, Hou	14

Prescott's 21 rushing touchdowns are tied for fifth in NFL history through the first 62 games of a quarterback's career:

### QB Rush TDs - First 62 Games

Player	Rush TDs
Cam Newton, Car	33
Daunte Culpepper, Min	27
Jack Kemp, Pit, LAC, SD	27
Steve McNair, Ten	22
<b>Dak Prescott, Dal</b>	<b>21</b>
Steve Grogan, NE	21
Kordell Stewart, Pit	21
Michael Vick, Atl	20
Bobby Douglas, Chi	20

Prescott has set various rushing records by a Cowboys QB:

### Dak Prescott QB Rushing Records

Team Record Set	Total	Year
Rush Yards by a QB, Single Season	357	2017
Rush TDs by a QB, Single Season	6	16-18
Rush TDs by a QB, Career	21	16-19
Rush Atts by a QB, Single Season	75	2018
Rush Atts by a Rookie QB, Single Season	57	2016
Longest Rush by a QB	42	2019

## ★ THROWING BOMBS ★

Prescott was one of only five quarterbacks in the NFL with at least two long throws of 75-plus yards in 2018, joining Ben Roethlisberger (four), Patrick Mahomes (two), Nick Mullens (two) and Matt Ryan (two).

In the first game of 2019, Prescott continued to stretch the field with increased accuracy, completing five passes of 25-plus yards, tied for the fifth-most in a single-game in team history and the most in a season-opener in team history. The five big-play completions boosted Prescott's yards-per-attempt to 12.66, the highest single-game average of his career and the sixth-highest single-game average in Cowboys history (minimum 25 attempts):

Player	Date	Att	Com	Yards	Avg	Lng	TD
D. Meredith	10/9/66	26	19	394	15.15	--	5
T. Romo	10/6/13	36	25	506	14.06	82t	5
D. Meredith	11/13/66	29	21	406	14.00	--	2
T. Romo	9/13/09	27	16	353	13.07	80t	3
T. Romo	11/4/07	25	20	324	12.96	53	3
<b>D. Prescott</b>	<b>9/8/19</b>	<b>32</b>	<b>25</b>	<b>405</b>	<b>12.66</b>	<b>62</b>	<b>4</b>

Against Green Bay in Week 5, Prescott completed six passes of 25-plus yards, tied for the second-most single-game big-play passes in Cowboys history:

Player	Date/Opp	Yds	25+
Tony Romo	Oct. 6, 2013 vs. Denver	506	8
<b>Dak Prescott</b>	<b>Oct. 6, 2019 vs. Green Bay</b>	<b>463</b>	<b>6</b>
Jason Garrett	Oct. 11, 1998 at Carolina	287	6
Jon Kitna	Nov. 14, 2010 at N.Y. Giants	327	6

## ★ 1,000 COMPLETIONS ★

Dak Prescott reached 1,000 career completions in the 2019 season-opening game against the N.Y. Giants (9/8), doing so in only 49 career games. He is one-of-17 quarterbacks in NFL history to reach 1,000 completions in fewer than 50 career games, and he is tied for the fastest Cowboys quarterback to the mark, reaching the plateau in the same number of starts as Tony Romo:

### Fewest Starts to 1,000 Completions

Player	Com	Att	Pct	Starts
<b>Dak Prescott</b> .....	<b>1,000</b>	<b>1,507</b>	<b>66.4</b>	<b>49</b>
Tony Romo .....	1,013	1,610	62.3	49
Troy Aikman .....	1,004	1,652	60.1	58
Danny White .....	1,009	1,663	60.1	58
Roger Staubach .....	1,013	1,769	57.3	75

## ★ FOUR STAR RATING ★

Dak Prescott reached 1,500 pass attempts in the first week of 2019, qualifying him for the all-time NFL passing record books. Among his notable achievements at this early stage in his career, Prescott ranks eighth in NFL annals in QB Rating, behind only Tony Romo in Cowboys history:

### All-Time Quarterback Rating

Player	Att	Cmp	Pct	Yds	TD	Int	TD/INT	Rate
Aaron Rodgers ..	5,966	3,860	64.7	46,407	362	82	4.41	102.9
Russell Wilson ...	3,706	2,395	64.6	29,332	224	68	3.29	101.4
Drew Brees .....	10,093	6,821	67.6	76,884	541	237	2.28	98.2
Tony Romo .....	4,335	2,289	65.3	34,183	248	117	2.12	97.1
Kirk Cousins .....	3,115	2,088	67.0	23,985	154	70	2.20	97.1
Tom Brady .....	9,926	6,335	63.8	74,079	538	178	3.02	97.0
<b>Dak Prescott</b> .....	<b>1,994</b>	<b>1,315</b>	<b>65.9</b>	<b>15,210</b>	<b>93</b>	<b>36</b>	<b>2.58</b>	<b>96.8</b>
Steve Young .....	4,149	2,667	64.3	33,124	232	107	2.17	96.8
Peyton Manning ..	9,380	6,125	65.3	71,940	539	251	2.15	96.5
Philip Rivers .....	7,506	4,850	64.6	58,711	395	196	2.02	95.2

## ★ DEEP IMPACT ★

According to Pro Football Focus, Dak Prescott is tied for second in the league in deep passing completions after 15 weeks in 2019, completing 33-of-68 attempts of 20-or-more yards downfield:

### 2019 NFL Deep Passing Stats

Player	Com	Att	Yards	TD	Att%	Rating
Russell Wilson .....	35	79	1,165	10	17.8	120.1
<b>Dak Prescott</b> .....	<b>33</b>	<b>68</b>	<b>1,068</b>	<b>11</b>	<b>13.1</b>	<b>109.7</b>
Jameis Winston .....	33	80	1,147	8	14.4	101.0
Deshaun Watson .....	32	72	1,072	11	15.6	107.6
Patrick Mahomes .....	29	59	1,040	12	13.8	120.6
Aaron Rodgers .....	28	73	955	9	15.4	125.7
Philip Rivers .....	27	74	892	5	14.6	65.8
Tom Brady .....	24	60	678	7	10.9	100.6

Prescott ranks fifth in yards-per-attempt through 15 weeks, aided by a second-ranked 61 completions of 20-plus yards, an indicator that Dallas is pushing the ball down the field successfully:

Player	Team	Att	Com	Yards	Avg	20+ Com	TD
R. Tannehill .....	TEN	239	171	2,272	9.51	34	17
M. Stafford .....	DET	291	187	2,499	8.59	41	19
P. Mahomes .....	KC	426	280	3,606	8.46	47	23
K. Cousins .....	MIN	413	291	3,481	8.43	50	25
<b>D. Prescott</b> .....	<b>DAL</b>	<b>519</b>	<b>340</b>	<b>4,334</b>	<b>8.35</b>	<b>61</b>	<b>26</b>

Since he entered the league in 2016, Prescott has thrown 11 touchdown passes of more than 50 yards, trailing only Philip Rivers (12) over the last three-plus seasons:

### Touchdown Passes of 50+ Yards Since 2016

Player	TDs
Philip Rivers, LAC .....	12
<b>Dak Prescott, Dal</b> .....	<b>11</b>
Tom Brady, NE .....	11
Patrick Mahomes, KC .....	10
Kirk Cousins, Was/Min .....	10

## ★ TOUCHDOWN-TO-INTERCEPTION RATIO ★

Dak Prescott has shown prolific decision making in the young stages of his career, throwing only 36 interceptions against 93 touchdown passes. Prescott also knows when to tuck the ball and attack with his legs, scoring an additional 21 touchdowns on the ground in his three-plus NFL seasons. Among all qualifying quarterbacks (1,500 pass attempts), Prescott ranks fifth all-time with a 2.58 touchdown/interception ratio, and he is one-of-four quarterbacks to record 40-or-fewer interceptions on at least 1,500 pass attempts (1,994 attempts, 36 int.), joining Carson Wentz (1,975 attempts, 35 int.), Colin Kaepernick (1,692 attempts, 30 int.) and Nick Foles (1,698 attempts, 36 int.).

### HIGHEST TD/INT RATIO IN NFL HISTORY



## ★ WHAT LIES BENEATH ★

Dak Prescott ranks second in the NFL in completions of 20-or-more yards (61) and third in touchdowns of 20-or-more yards (12) in 2019. In fact, of Prescott's 26 touchdown passes, 46.2% of them have come from 20-plus yards, the fifth-highest percentage among quarterbacks in the league this season (min. 100 com):

Player	Team	Com	Att	TD	20+ TD	20+ TD%
Patrick Mahomes	KC	280	426	23	14	60.1%
Mason Rudolph	PIT	162	263	12	7	58.3%
Daniel Jones	NYG	228	370	18	9	50.0%
Tom Brady	NE	331	551	21	10	47.6%
<b>Dak Prescott</b>	<b>DAL</b>	<b>340</b>	<b>519</b>	<b>26</b>	<b>12</b>	<b>46.2%</b>
Case Keenum	WAS	126	188	9	4	44.4%
Jameis Winston	TB	342	554	30	13	43.3%
Jimmy Garoppolo	SF	295	427	26	11	42.3%
Matthew Stafford	DET	187	291	19	8	42.1%

Prescott also sits in the upper echelon in terms of adjusted net yards-per-attempt (ANY/A), which is a metric that weighs sacks, places a heavier penalty on interceptions and has a strong correlation with points scored by the offense.\*

### 2019 Quarterback ANY/A

Player	Att	Com	Yards	TD	INT	Sks	ANY/A
P. Mahomes, KC	426	280	3,606	23	4	16	8.52
K. Cousins, Min	413	291	3,481	25	5	23	8.23
M. Stafford, Det	291	187	2,499	19	5	18	8.15
R. Tannehill, Ten	239	171	2,272	17	6	26	8.13
Lamar Jackson, Bal	370	245	2,889	33	6	23	8.07
<b>D. Prescott, Dal</b>	<b>519</b>	<b>340</b>	<b>4,334</b>	<b>26</b>	<b>11</b>	<b>18</b>	<b>7.87</b>
R. Wilson, Sea	445	300	3,708	28	5	42	7.74

\*ANY/A Formula: ((pass yards + (20\*(pass TD)) - (45\*(interceptions thrown)) - sack yards)/(passing attempts + sacks)

## ★ FAST RISER ★

Dak Prescott reached 15,000 career passing yards against the LA Rams (12/15/19), surpassing the mark in just his fourth pro season. He is the only Cowboys quarterback to reach 15,000 passing yards in the first four years of an NFL career, and just one-of-four passers all-time:

### 15,000 Passing Yards in First Four NFL Seasons

Player	Seasons	Com	Att	Yards
Peyton Manning	1998-01	1,357	2,226	16,418
Dan Marino	1983-86	1,249	2,050	16,177
Ryan Tannehill	2012-15	1,392	2,248	15,460
<b>Dak Prescott</b>	<b>2016-19</b>	<b>1,315</b>	<b>1,994</b>	<b>15,210</b>

## ★ FIRST DOWNS FOR 4 ★

Dak Prescott is completing 65.5% of his passes (340-of-519) in 2019, with 204 of those 340 completions going for first downs. His first down rate of 39.3% ranks eighth in the NFL in 2019, and since 1991 when the stat began to be tracked, it is seventh in a single-season in Cowboys history:

### Single-Season Passing First Down Rate

Player	Season	Com	Att	Yards	1st	1st%
Tony Romo	2014	304	435	3,705	189	43.4%
Tony Romo	2006	220	337	2,903	143	42.4%
Tony Romo	2007	335	520	4,211	215	41.3%
Troy Aikman	1991	237	363	2,754	148	40.8%
Troy Aikman	1995	280	432	3,304	173	40.0%
Dak Prescott	2016	311	459	3,667	182	39.7%
<b>Dak Prescott</b>	<b>2019</b>	<b>340</b>	<b>519</b>	<b>4,334</b>	<b>204</b>	<b>39.3%</b>

Prescott is also a threat to pick up first downs with his legs, moving the chains on 93 of his 237 career rushes (39.2%). Since 2016 when Prescott entered the league, he ranks second among all quarterbacks in percentage of rushes gaining a first down:

### Quarterback Rushing First Down Percentage

Player	Seasons	Att	Yards	1st	1st%
Josh Allen	2018-19	191	1,098	79	41.4%
<b>Dak Prescott</b>	<b>2016-19</b>	<b>237</b>	<b>1,179</b>	<b>93</b>	<b>39.2%</b>
Blake Bortles	2016-19	175	1,037	67	38.3%

\*min. 100 rushes since 2016



**Ezekiel Elliott eats up yards in big portions when he carries the ball, tied for seventh in rushes of 10-plus yards in 2019. Elliott has averaged a big-play rush on 12.5% of his career carries, third among all active running backs, and 12th-highest all-time.**

# 12.5%

## ★ KING EZEKIEL ★

After leading the league in rushing as a rookie in 2016, Ezekiel Elliott finished 10th in the NFL in 2017 despite missing six games. He once again won the NFL rushing title in 2018 and is fifth in 2019:

### 2019 NFL Rushing Yards Leaders

Player	Att	Yards	Avg	Lng	YPG	TD
Nick Chubb, Cle	270	1,408	5.2	88t	100.6	8
Derrick Henry, Ten	271	1,329	4.9	74t	94.9	13
Christian McCaffrey, Car	265	1,307	4.9	84t	93.4	14
Chris Carson, Sea	270	1,190	4.4	59	85.0	7
<b>Ezekiel Elliott, Dal</b>	<b>270</b>	<b>1,188</b>	<b>4.4</b>	<b>31</b>	<b>84.9</b>	<b>11</b>
Josh Jacobs, Oak	242	1,150	4.8	51	88.5	7
Dalvin Cook, Min	250	1,135	4.5	75t	81.1	13

Elliott became the second Dallas Cowboy, 11th player, fifth since the merger, to win the league rushing title at least twice in his first three seasons:

### Rushing Titles in Two of First Three Seasons

Player	Seasons	Player	Seasons
Byron White, Pit/Det	1938, 40	Earl Campbell, Hou	1978-80
Bill Dudley, Pit	1942, 46	Eric Dickerson, LAR	1983-84
Bill Paschal, NYG	1943, 44	Emmitt Smith, Dal	1991-92
Jim Brown, Cle	1957-59	Egerrin James, Ind	1999-00
Cookie Gilchrist, Buf	1962, 64	<b>Ezekiel Elliott, Dal</b>	<b>2016, 18</b>
Jim Nance, Bos	1966-67		

In team history, Elliott became only the second Cowboy to win the rushing title in multiple seasons, joining Emmitt Smith (four):

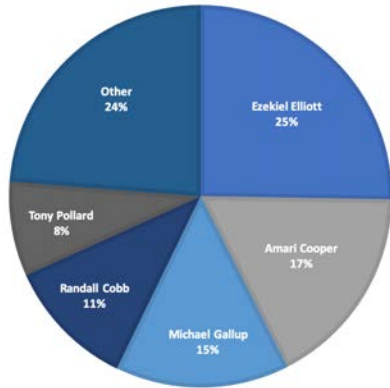
### Dallas Cowboys Rushing Title Winners

Player	Season	Yards
Emmitt Smith	1991	1,563
Emmitt Smith	1992	1,713
Emmitt Smith	1993	1,486
Emmitt Smith	1995	1,773
DeMarco Murray	2014	1,845
<b>Ezekiel Elliott</b>	<b>2016</b>	<b>1,631</b>
<b>Ezekiel Elliott</b>	<b>2018</b>	<b>1,434</b>

## ★ DIVIDING UP THE PIE ★

In 2018 Ezekiel Elliott compiled 2,001 yards - equivalent to 34 percent of the Cowboys offensive output. Through 14 games in 2019, the Cowboys have spread the ball around more, utilizing an offensive arsenal that can attack in multiple ways:

### Dallas Cowboys Offensive Breakdown - 6,210 Gross Yards



## ★ AIR & GROUND ★

Ezekiel Elliott posted his fifth career game with at least 100 rushing yards and 50 receiving yards against Philadelphia (12/9/18) to establish a club record for the most in franchise history:

Player	Games
<b>Ezekiel Elliott</b>	<b>5</b>
Tony Dorsett	4
Herschel Walker	4
Emmitt Smith	4

His five career games with at least 100 rushing yards and 50 receiving yards are also tied for the most by any league rusher since he entered the NFL in 2016 (Christian McCaffrey).

Elliott reached another milestone in the Eagles game, becoming only the second player in team history with 1,000 rushing yards and 500 receiving yards in a single season, joining Herschel Walker (1988):

Player	Season	Rush	Rec	Total
Herschel Walker	1988	1,514	505	2,019
<b>Ezekiel Elliott</b>	<b>2018</b>	<b>1,434</b>	<b>567</b>	<b>2,001</b>

Against Buffalo (11/28/19), Elliott became only the second player in NFL history with at least 5,000 rushing yards and 1,500 receiving yards in his first four seasons:

Player	Seasons	Rush	Rec	Total
LaDainian Tomlinson	2001-04	5,899	2,022	7,921
<b>Ezekiel Elliott</b>	<b>2016-19</b>	<b>5,038</b>	<b>1,525</b>	<b>6,563</b>

Elliott is also one-of-12 players in NFL history to rush for over 5,000 yards in his 55th game or earlier.

## ★ WINTER RUSH ★

Since he entered the league in 2016, Elliott has carried the Cowboys in the month of December, owning the second-most rush yards and third-most rushing first downs on 237 December carries (fourth) from 2016-19:

Player	Seasons	Att	Yards	1st	YPG
Derrick Henry	2016-19	249	1,300	65	81.3
<b>Ezekiel Elliott</b>	<b>2016-19</b>	<b>237</b>	<b>1,115</b>	<b>59</b>	<b>101.4</b>
Jordan Howard	2016-19	245	1,086	63	77.6
Todd Gurley	2016-19	238	1,046	58	74.7
Le'Veon Bell	2016-19	210	998	56	99.8

Elliott also ranks second in the NFL in total scrimmage yards in December since 2016, churning out 130.3 yards-per-game in the home stretch of the season:

Player	Seasons	Rush Yds	Rec Yds	Yds	YPG
Le'Veon Bell	2016-19	998	474	1,472	147.2
<b>Ezekiel Elliott</b>	<b>2016-19</b>	<b>1,115</b>	<b>318</b>	<b>1,433</b>	<b>130.3</b>
Saquon Barkley	2018-19	739	204	943	117.9

## ★ THE BOOK OF EZEKIEL ★

For only the second time in franchise history, the Dallas Cowboys used a top-five pick on a running back when they chose Ezekiel Elliott out of Ohio State with the fourth overall selection in the 2016 NFL Draft. Dallas selected Tony Dorsett with the second pick in the 1977 NFL Draft.

In his first season, Elliott produced seven 100-yard rushing games - most by a Cowboys rookie, tied for seventh by a league rookie all-time and tied for the most in the NFL in 2016. He added five more 100-yard outings in 2017, seven in 2018 and with six in 2019, he owns 25 for his career to rank third all-time in team history.

Dallas is 21-4 when Elliott tops 100 yards on the ground:

### Ezekiel Elliott 100-yard Rushing Games (25 total)

Yds	Opp	W/L	Date	Yds	Opp	W/L	Date
159	TB	W	12/18/16	121	WAS	W	11/22/18
157	@GB	W	10/16/16	<b>117</b>	<b>LAR</b>	<b>W</b>	<b>12/15/19</b>
152	DET	W	9/30/18	116	GB	L	10/8/17
151	@Phi	W	11/11/18	114	@Pit	W	11/13/16
150	@Was	W	10/29/17	113	PHI	W	12/9/18
147	@SF	W	10/22/17	<b>111</b>	<b>@Was</b>	<b>W</b>	<b>9/15/19</b>
140	CHI	W	9/25/16	<b>111</b>	<b>PHI</b>	<b>W</b>	<b>10/20/19</b>
<b>139</b>	<b>@NYG</b>	<b>W</b>	<b>11/4/19</b>	107	@NYG	L	12/11/16
138	@SF	W	10/2/16	<b>105</b>	<b>@NYJ</b>	<b>L</b>	<b>10/13/19</b>
134	CIN	W	10/9/16	104	NYG	W	9/10/17
127	@Sea	L	9/23/18	106	JAX	W	10/14/18
<b>125</b>	<b>MIA</b>	<b>W</b>	<b>9/22/19</b>	103	@Phi	W	12/31/17
122	@Atl	W	11/18/18				

### Career 100-Yard Rushing Games

Player	Games
Emmitt Smith	76
Tony Dorsett	43
<b>Ezekiel Elliott</b>	<b>25</b>

Elliott set a franchise rookie record with 12 games of 20-plus carries, which was also the most by any NFL rusher in 2016. He added nine games in 2017, seven in 2018, and seven in 2019 - 35 career games with 20-plus carries. Dallas is 26-9 during those contests:

### Ezekiel Elliott 20-plus Carry Games (35 total)

Opp	Date	Att	Yds	W/L	Opp	Date	Att	Yds	W/L
@Was.	10/19/17	33	150	W	@SF	10/2/16	23	138	W
CHI	9/25/16	30	140	W	TB	12/18/16	23	159	W
GB	10/8/17	29	116	L	@Atl	11/18/18	23	122	W
@GB	10/16/16	28	157	W	NO	11/29/18	23	76	W
PHI	12/9/18	28	113	W	<b>@Was</b>	<b>9/15/19</b>	<b>23</b>	<b>111</b>	<b>W</b>
<b>@NYJ</b>	<b>10/13/19</b>	<b>28</b>	<b>105</b>	<b>L</b>	<b>PHI</b>	<b>10/20/19</b>	<b>22</b>	<b>111</b>	<b>W</b>
KC	11/5/17	27	93	W	PHI	10/30/16	22	96	W
@Phi	12/31/17	27	103	W	@Ari	9/25/17	22	80	W
WAS	11/22/18	26	121	W	<b>@NE</b>	<b>11/24/19</b>	<b>21</b>	<b>86</b>	<b>L</b>
@SF	10/22/17	26	147	W	@Was	9/18/16	21	83	W
DET	9/30/18	25	152	W	@Pit	11/13/16	21	114	W
BAL	11/20/16	25	97	W	LAR	10/1/17	21	85	L
@NYG	12/11/16	24	107	L	NYG	9/11/16	20	51	L
NYG	9/10/17	24	104	W	WAS	11/20/16	20	97	W
SEA	12/24/17	24	97	L	@Min	12/1/16	20	86	W
JAX	10/14/18	24	106	W	@Hou	10/7/18	20	54	L
<b>LAR</b>	<b>12/15/19</b>	<b>24</b>	<b>117</b>	<b>W</b>	MIN	11/10/19	20	47	L
<b>@NYG</b>	<b>11/4/19</b>	<b>23</b>	<b>139</b>	<b>W</b>					

## ★ KEEP IT <sup>100</sup> ★

Ezekiel Elliott tied for the league lead with seven games over 100 yards in 2018, and in 2019 ranks second with six:

### 100-Yard Rushing Games - 2019

Player	Games
Nick Chubb, Cle	7
<b>Ezekiel Elliott, Dal</b>	<b>6</b>
Christian McCaffrey, Car	6
Chris Carson, Sea	6

Elliott has posted 25 games with at least 100 rushing yards since 2016 - most in the NFL during that time:

### 100-Yard Rushing Games - 2016-19

Player	Games
<b>Ezekiel Elliott, Dal</b>	<b>25</b>
Jordan Howard, Chi/Phi	14
Mark Ingram, NO/Bal	13

## ★ EZEKIEL ELLIOTT TOUCHDOWNS BY TEAM ★



## ★ BIG-PLAY RUNS ★

For the 2018 season, Ezekiel Elliott logged 41 "big-play" runs of 10-plus yards - most in the NFL - and is fourth in 2019 through 15 weeks:

Big-Play Runs - 2019			
Player	10+ Runs	Player	10+ Runs
Lamar Jackson .....	43	Dalvin Cook.....	25
Derrick Henry .....	38	Josh Jacobs.....	25
Nick Chubb .....	37	Joe Mixon.....	25
<b>Ezekiel Elliott.....</b>	<b>31</b>	Marlon Mack.....	24
Leonard Fournette .....	30	Devin Singletary.....	24
Chris Carson.....	30	Carlos Hyde.....	23
Christian McCaffrey .....	29	Adrian Peterson.....	22

Since entering the league in 2016, Elliott has posted the most "big-play" runs of 10-plus yards over the last three-plus seasons:

Big-Play Runs - 2016-19	
Player	10+ Runs
<b>Ezekiel Elliott, Dal.....</b>	<b>141</b>
Jordan Howard, Chi/Phi.....	110
Todd Gurley, LAR.....	110
Derrick Henry, Ten.....	101
Melvin Gordon, LAC.....	97

In fact, Elliott has recorded a 10-plus yard run on 12.5% of his career carries, which is third in the NFL among active running backs, and is 12th in NFL history (min. 750 att):

Big-Play Run Percentage - Active Running Backs	
Player	10+ Runs
LeSean McCoy, Buf/KC .....	12.9%
Adrian Peterson, Was .....	12.7%
<b>Ezekiel Elliott, Dal.....</b>	<b>12.5%</b>
Jordan Howard, Phi .....	12.3%
Bilal Powell, NYJ.....	12.2%

The Dallas Cowboys have made big-play runs of 10-plus yards a staple of their rushing attack, as the team finished in the top-five in two of the last three seasons (2017-t-4th; 2016-2nd).

Dallas has 50 rushes of 10-plus yards in 2019 (t-seventh):

Big-Play Runs - 2019			
Team	10+ Runs	Team	10+ Runs
Baltimore.....	81	<b>Dallas.....</b>	<b>50</b>
San Francisco.....	56	Arizona.....	50
Tennessee.....	54	Houston.....	50
Seattle.....	54	Cleveland.....	48
Buffalo.....	52	Jacksonville.....	45
Minnesota.....	51	Indianapolis.....	43

## ★ RUSHING TO THE TOP ★

Over the last few seasons, the Dallas Cowboys have established an identity on offense with their rushing attack, finishing second in the NFL in rushing yards-per-game in three of the last five seasons (2014, 2016, 2017). Dallas ranks sixth in 2019:

2019 NFL Team Rushing Leaders					
Team	Att	Yards	Avg	TD	Yds/Gm
Baltimore.....	512	2,830	5.5	19	202.1
San Francisco.....	451	2,058	4.6	18	147.0
Seattle.....	431	1,984	4.6	14	141.7
Minnesota.....	434	1,902	4.4	18	135.9
Buffalo.....	422	1,889	4.5	13	134.9
<b>Dallas.....</b>	<b>397</b>	<b>1,876</b>	<b>4.7</b>	<b>17</b>	<b>134.0</b>
Houston.....	383	1,832	4.8	14	130.9
Tennessee.....	380	1,829	4.8	17	130.6
Indianapolis.....	412	1,780	4.3	12	127.1
Cleveland.....	354	1,770	5.0	15	126.4

## ★ GIVE THEM 100 ★

The Dallas Cowboys offense has put a premium on its rushing attack, and since 2011, the unit has logged the most games with a 100-yard rusher in the NFL:

100-Yard Rushing Games - 2011-19	
Team	Games
<b>Dallas.....</b>	<b>53</b>
Seattle.....	49
Houston.....	42
Minnesota.....	41

During this time, Dallas has boasted six different rushers to reach the century mark, with Ezekiel Elliott (25) and DeMarco Murray (19) leading the way.

## ★ GIVE THEM 200 ★

Dallas has recorded two 200-yard games on the ground through four weeks in 2019, with 213 yards at Washington (9/15) and 235 yards against Miami (9/22) in consecutive weeks. It tied the longest streak of 200-yard rushing games in team history:

Consecutive 200-Yard Rushing Games		
Season	Games	Dates/Opponents
<b>2019.....</b>	<b>2</b>	<b>Sept. 15 @WAS - Sept. 22 vs. MIA</b>
2009.....	2	Sept. 20 vs. CAR - Sept. 28 vs. NYG
1979.....	2	Oct. 7 @MIN - Oct. 14 vs. LAR
1977.....	2	Oct. 2 vs. TB - Oct. 9 @StL
1975.....	2	Dec. 13 vs. WAS - Dec. 21 @NYJ
1973-74.....	2	Dec. 16, 1973 @StL - Sept. 15, 1974 @Atl
1972.....	2	Dec. 3 @StL - Dec. 9 vs. WAS
1962.....	2	Oct. 28 vs. StL - Nov. 4 @WAS

## ★ DOUBLE TROUBLE ★

Ezekiel Elliott (125) and Tony Pollard (103) both recorded over 100 rushing yards against Miami (9/22) - the first time Dallas has boasted two 100-yard rushers in a single game since Emmitt Smith (122) and Chris Warren (104) did so at Washington (10/4/98). Elliott (117) and Pollard (131) both went over the 100-yard mark for the second time in 2019 against the LA Rams (12/15), marking the first time in team history the Cowboys have boasted two-such games in the same season:

Two 100-Yard Rushers - Team History		
Date	Players	Tot Yds
12/9/72 vs. WAS	Walt Garrison (121), Calvin Hill (111)	232
11/12/78 vs. GB	Tony Dorsett (149), Robert Newhouse (101)	250
10/4/98 @WAS	Emmitt Smith (120), Chris Warren (104)	224
9/22/19 vs. MIA	<b>Ezekiel Elliott (125), Tony Pollard (103)</b>	<b>228</b>
12/15/19 vs. LAR	<b>Ezekiel Elliott (117), Tony Pollard (131)</b>	<b>248</b>

## ★ OUT OF THE BACKFIELD ★

Ezekiel Elliott and Tony Pollard both recorded a touchdown catch against Detroit (11/17) - the first time Dallas has boasted two running backs with a receiving score in a single game since Michael Wiley and Robert Thomas did so at Philadelphia (9/30/01). It is the 11th-time in team history that the Cowboys had two running backs catch a touchdown pass in the same game:

TD Rec by Two Running Backs - Team History		
Date	Players	TD Rec
9/29/68 @Phi	Don Perkins (1), Dan Reeves (1)	2
12/4/71 vs. NYJ	Calvin Hill (2), Duane Thomas (1)	3
10/30/72 vs. Det	Mike Montgomery (1), Calvin Hill (1)	2
9/24/73 vs. NYG	Mike Montgomery (1), Robert Newhouse (1)	2
12/12/77 @SF	Tony Dorsett (1), Preston Pearson (1)	2
12/18/77 vs. Den	Preston Pearson (1), Robert Newhouse(1)	2
12/10/78 @Phi	Tony Dorsett (1), Scott Laidlaw (1)	2
10/9/83 vs. TB	Timmy Newsome (1), Ron Springs (1)	2
11/11/84 @Stl	James Jones (1), Ron Springs (1)	2
9/30/01 @Phi	Michael Wiley (1), Robert Thomas (1)	2
11/17/19 @Det	<b>Ezekiel Elliott (1), Tony Pollard (1)</b>	<b>2</b>

## ★ START HOT, STAY HOT ★

The Cowboys are tearing through opposing defenses on the ground and through the air, as their 6,076 net yards are the most by a Cowboys offense through 14 games of a season:

Net Yards Through 14 Games			
Season	Yards	Yds/Play	Yds/Gm
2019.....	<b>6,076</b>	<b>6.49</b>	<b>434.0</b>
2009.....	5,523	6.25	394.5
2011.....	5,470	6.13	390.7
2016.....	5,457	6.03	389.8
1983.....	5,389	5.51	384.9

## ★ WE'RE GOING STREAKING ★

Dallas snapped a four-game streak (dating back to Week 17 of 2018 at the N.Y. Giants) with 400 yards and 30 points - the longest streak in team history - in Week 4 against New Orleans:

Recent Streak of 400 Yds and 30 Pts				
Date	Opp	Yards	Points	W-L
12/30/18 .....	N.Y. Giants	419	36	W
9/8/19 .....	N.Y. Giants	494	35	W
9/15/19 .....	Washington	474	31	W
9/22/19 .....	Miami	476	31	W

Dallas' four-game streak with 400 yards and 30 points tied for eighth in NFL history. The LA Rams were the most recent team to record a four-game streak (2018) prior to Dallas:

All-time Streaks of 400 Yds and 30 Pts				
Team	Streak	Yds	Pts	W-L
Denver .....	10 games (12/23/12 - 10/27/13)	467.6	41.5	9-1
New England.....	9 games (12/31/06 - 10/28/07)	436.6	41.2	9-0
St. Louis.....	8 games (12/5/99 - 9/17/00)	478.1	34.8	7-1
New England.....	6 games (1/2/11 - 10/9/11)	496.3	33.8	5-1
Philadelphia ...	5 games (10/25/53 - 11/21/53)	493.2	40.8	5-0
Oakland.....	5 games (10/27/68 - 11/24/68)	501.2	37.8	5-0
San Francisco ..	5 games (11/20/94 - 12/17/94)	460.2	39.2	5-0
<b>Dallas .....</b>	<b>4 games (12/31/18 - 9/22/19)</b>	<b>465.8</b>	<b>33.3</b>	<b>4-0</b>



# 7

Since Amari Cooper's trade to Dallas in Week 9 of 2018, he has produced seven touchdown catches of 20-plus yards, the second-most in the NFL. In fact, 50.0% of Cooper's 14 regular season touchdowns with Dallas have come from 20-plus yards.

## ★ THE AMARI EFFECT ★

Amari Cooper has been a reliable target for Dak Prescott, and has been particularly efficient at moving the chains for the Cowboys offense, recording 89 first down receptions (sixth) spanning two seasons since his trade to Dallas:

NFL 1st Down Receiving Leaders - Week 9, 2018 to 2019						
Player	GP	Rec	Yds	Avg	TD	1st%
Michael Thomas, NO .....	23	200	2,288	11.4	13	118 59.0%
DeAndre Hopkins, Hou...	22	161	1,925	12.0	12	110 68.3%
Julio Jones, ATL.....	22	142	2,015	14.2	14	105 73.9%
Travis Kelce, KC.....	22	145	1,825	12.6	10	98 67.6%
Keenan Allen, LAC.....	23	146	1,736	11.9	10	90 61.6%
<b>Amari Cooper, Dal.....</b>	<b>23</b>	<b>124</b>	<b>1,798</b>	<b>14.5</b>	<b>14</b>	<b>89 71.8%</b>

Part of Cooper's ability to produce first downs and create big plays comes from his yards after the catch (YAC), turning a 15-yard throw into a quick-strike touchdown. Over the same period of time since the beginning of his tenure in Dallas, Cooper ranks eighth in the NFL among wide receivers in YAC:

Wide Receiver Leaders in YAC - Week 9, 2018 to 2019						
Player	Rec	Yds	Avg	Lg	TD	YAC
Michael Thomas, NO .....	200	2,288	11.4	72t	13	825
Chris Godwin, TB .....	117	1,835	15.7	71t	12	746
Robert Woods, LAR .....	115	1,497	13.0	48	4	703
D.J. Moore, Car .....	123	1,681	13.7	82	5	649
JuJu Smith-Schuster, Pit ..	103	1,356	13.2	97t	8	608
Julian Edelman, NE .....	141	1,618	11.5	44	10	597
Cooper Kupp, LAR .....	93	1,159	12.5	66	9	552
<b>Amari Cooper, Dal .....</b>	<b>124</b>	<b>1,798</b>	<b>14.5</b>	<b>90t</b>	<b>14</b>	<b>547</b>

Cooper changed the way Dallas was operating on third downs, and since he joined the Cowboys offense, the team ranks first in third down conversion percentage (48.5%):

Third Down Conversion% Since Week 9, 2018			
Team	3rd Att	3rd Conv	3rd Down %
<b>Dallas .....</b>	<b>299</b>	<b>145</b>	<b>48.5%</b>
Kansas City.....	257	119	46.3%
Baltimore.....	271	122	45.0%
Philadelphia .....	296	133	44.9%
New Orleans .....	273	121	44.3%

## ★ THAT'S AMARI! ★

Amari Cooper has changed the way Dallas is able to operate in the passing game, stretching defenses and providing a touchdown threat from anywhere on the field. Since Dallas acquired Cooper, seven of his 14 touchdowns have come from 20-plus yards, which are the most league-wide from Week 9, 2018 to 2019:

### 20+ Touchdown Receptions from Week 9, 2018-2019

Player	Rec	TD	20+ TD	20+ Pct.
Tyreek Hill, KC.....	92	12	8	66.7%
<b>Amari Cooper, Dal.....</b>	<b>124</b>	<b>14</b>	<b>7</b>	<b>50.0%</b>
Calvin Ridley, Atl.....	100	11	6	60.0%
Mecole Hardman, KC.....	24	6	6	100.0%
Darius Slayton, NYG.....	44	8	6	75.0%
Antonio Brown, Pit/NE.....	62	8	5	62.5%
JuJu Smith-Schuster, Pit..	103	8	5	62.5%
Stefon Diggs, Min.....	100	10	5	50.0%
Chris Godwin, TB.....	112	12	5	41.6%
George Kittle, SF.....	111	7	5	71.4%
Kenny Golladay, Det.....	93	12	5	41.6%
Mike Evans, TB.....	107	12	5	41.6%
Jared Cook, Oak/NO.....	66	9	5	55.5%
DJ Chark, Jac.....	69	8	5	62.5%

## ★ FLY THE COOP ★

Cooper ranks eighth in the NFL with 1,073 receiving yards in 2019, and he is tied for fourth with eight touchdown receptions:

Player	Rec	Yds	Avg	TD	1st D
Michael Thomas, NO...	133	1,552	11.7	8	78
Chris Godwin, TB.....	86	1,333	15.5	9	63
D.J. Moore, Car.....	86	1,174	13.7	4	63
Mike Evans, TB.....	67	1,157	17.3	8	54
Julio Jones, Atl.....	82	1,150	14.0	6	63
DeAndre Hopkins, Hou..	99	1,142	11.5	7	67
Travis Kelce, KC.....	86	1,131	13.2	4	60
<b>Amari Cooper, Dal.....</b>	<b>71</b>	<b>1,073</b>	<b>15.1</b>	<b>8</b>	<b>50</b>
Stefon Diggs, Min.....	60	1,073	17.9	5	38

Cooper also ranks sixth in PFF's yards-per-route run, which measures the impact a receiver has on a per-snap basis more so than yards-per-catch:

Player	Team	Snaps in Route	Rec Yds	YPRR
Michael Thomas.....	NO	530	1,552	2.93
Stefon Diggs.....	Min	391	1,068	2.73
A.J. Brown.....	Ten	340	893	2.63
Tyreek Hill.....	KC	288	727	2.52
Julio Jones.....	Atl	479	1,150	2.40
<b>Amari Cooper.....</b>	<b>Dal</b>	<b>453</b>	<b>1,073</b>	<b>2.37</b>
Davante Adams.....	GB	337	788	2.34
Mike Evans.....	TB	502	1,157	2.30

## ★ 200-YARD CLUB ★

Amari Cooper exploded for a career-best 226 receiving yards on 11 receptions against Green Bay (10/6/19), his second 200-yard game as a Cowboy and the third of his career. He is the only Cowboys player to have multiple 200-yard games:

### Cowboys Receivers with 200 Yards

Player	Date/Opp	Rec	Yards	TD
Miles Austin.....	10/11/19 at KC	10	250	2
Bob Hayes.....	11/13/66 at Was	9	246	2
Frank Clarke.....	9/16/62 vs. Was	10	241	3
<b>Amari Cooper.....</b>	<b>10/6/19 vs. GB</b>	<b>11</b>	<b>226</b>	<b>1</b>
Dez Bryant.....	12/23/12 vs. NO	9	224	2
Lance Rentzel.....	11/19/67 vs. Was	13	223	1
<b>Amari Cooper.....</b>	<b>12/9/18 vs. Phi</b>	<b>10</b>	<b>217</b>	<b>3</b>
Tony Hill.....	11/12/79 vs. Phi	7	213	2
Terrell Owens.....	11/23/08 vs. SF	7	213	1
Michael Irvin.....	9/20/92 vs. Pho	8	210	3
James Dixon.....	11/12/89 at Pho	6	203	1
Kevin Williams.....	12/25/95 at Ari	9	203	2

Cooper is one-of-five players in NFL history with three games-or-more of 10 receptions and 200 yards:

Player	Team	Games
Calvin Johnson.....	Det	4
Jerry Rice.....	SF	4
<b>Amari Cooper.....</b>	<b>Oak/Dal</b>	<b>3</b>
Isaac Bruce.....	Stl	3
Julio Jones.....	Atl	3

## ★ THE CONVERTERS ★

Amari Cooper caught 11 passes against the Vikings in Week 10, converting nine for a first down. His nine first downs are the fifth-most in a single game in 2019:

Player	Date/Opp	Rec	1st	1st%
Mike Evans.....	11/3/19 at Sea	12	12	100.0%
Chris Godwin.....	9/29/19 at LAR	12	12	100.0%
Tyler Lockett.....	11/3/19 vs. TB	13	10	76.9%
Robert Woods.....	9/29/19 vs. TB	13	10	76.9%
<b>Amari Cooper.....</b>	<b>11/10/19 vs. Min</b>	<b>11</b>	<b>9</b>	<b>81.8%</b>
Alshon Jeffrey.....	12/1/19 at Mia	9	9	100.0%
Julio Jones.....	10/27/19 at Sea	10	9	90.0%
Jarvis Landry.....	11/24/19 vs. Mia	10	9	90.0%
Michael Thomas.....	10/6/019 at TB	11	9	81.8%

Below is the Cowboys receivers career first down percentage:

### Cowboys Career 1st Down Conversion Percentage

Player	Rec	Yds	Avg	TD	1st%
Michael Gallup.....	89	1,418	16.0	5	70.8%
Amari Cooper.....	349	4,981	14.3	33	63.9%
Randall Cobb.....	515	6,198	12.1	44	59.6%
Blake Jarwin.....	57	658	11.2	6	56.1%
Jason Witten.....	1,209	12,939	10.7	72	54.3%
Tavon Austin.....	213	2,000	9.2	15	42.3%

## DALLAS COWBOYS YARDS AFTER THE CATCH 2018-19





**4** Jason Witten became the fourth player in NFL history to record 1,200 career catches - second tight end - against Buffalo (11/28/19), joining Jerry Rice (1,549), Larry Fitzgerald (1,370) and Tony Gonzalez (1,325).

★ **IRON MAN** ★

Jason Witten's start against the Giants in Week 1 of 2019 began his 16th season - all with the Cowboys - passing Ed Jones (1974-78, 1980-89), Bill Bates (1983-97) and Mark Tuinei (1983-97) for the most seasons played in team history. He had played in a team-record 235 consecutive games out of a possible 239 games before his retirement in 2017, missing just one game due to a broken jaw against Arizona (10/5/03):

Consecutive Games Played	
Player	Games
Jason Witten, 2003-17	235
L.P. Ladouceur, 2005-19*	235
Bob Lilly, 1961-74	196

Witten overtook Ed Jones (224) for the most career games played in team history at Denver (9/17/17) and played in his 250th career game at New England (11/24/19), becoming the 46th player - third tight end - in NFL history to play in 250 career games:

Games Played - Cowboys History	
Player	Games
Jason Witten, 2003-17, 19*	253
L.P. Ladouceur, 2005-19*	235
Ed Jones, 1974-78, 1980-89	224

Games Played by Tight Ends - NFL History	
Player	Games
Trey Junkin, 1983-2001	281
Tony Gonzalez, 1997-2013	270
Jason Witten, 2003-17, 19*	253

Witten also had a streak of 179 consecutive games started, and it was the second-longest active streak in the NFL:

Consecutive Games Started	
Player	Starts
Jason Witten, 2006-17	179
Lee Roy Jordan, 1966-76	154
Cornell Green, 1964-74	145

He has made 243 career starts for the most in team history:

Games Started	
Player	Starts
Jason Witten, 2003-17, 19	243
Ed Jones, 1974-78, 1980-89	203
Emmitt Smith, 1990-2002	199

\*indicates current streak

★ **LEADING MAN** ★

Already placing in the top-two in career receptions and receiving yards all-time among league tight ends, Jason Witten is moving up the NFL's all-time receptions and receiving yards charts among all position players. Witten opened 2017 ranked seventh in receptions (1,089) and 27th in receiving yards (11,888).

He surpassed Tim Brown (1,094) for sixth on the league's all-time receptions list against the N.Y. Giants (9/10/17). At Denver (9/17/17) Witten moved up to fourth past Cris Carter (1,101) and Marvin Harrison (1,102).

Witten has continued his climb in the record books, passing Art Monk (12,721) and Irving Fryar (12,785) for sole possession of 19th on the all-time list (12,939). He is within reach of Steve Largent (13,089) and Andre Reed (13,198) before the 2019 season comes to a close:

NFL Career Receptions Leaders		NFL Career Receiving Yards Leaders	
1. Jerry Rice	1,549	1. Jerry Rice	22,895
2. Larry Fitzgerald*	1,370	2. Larry Fitzgerald*	16,990
3. Tony Gonzalez	1,325	3. Terrell Owens	15,934
4. Jason Witten*	1,209	18. Steve Largent	13,089
		19. Jason Witten*	12,939

\* indicates active players

★ **WITTEN IN HISTORY** ★

After being selected in the third round of the 2003 NFL Draft by the Dallas Cowboys, Jason Witten steadily climbed Dallas' all-time receiving yards charts and is now the club's all-time leader in receptions (1,209) and receiving yards (12,939).

He topped the club's all-time receiving yards list in the 2017 season opener against the N.Y. Giants (9/10), surpassing Michael Irvin (11,904) at home:

All-Time Cowboys Receiving Yards List		
1. Jason Witten	12,939	(2003-17, 19)
2. Michael Irvin	11,904	(1988-99)
3. Tony Hill	7,988	(1977-86)
4. Drew Pearson	7,822	(1973-83)
5. Dez Bryant	7,459	(2010-17)

Among his 12,939 yards are 21 games in which he reached 100 yards - a club tight end record. His 21 100-yard outings are tied for fourth all-time among league tight ends since 1970:

Cowboys Tight End	100-yard Games	NFL Tight End	100-yard Games
1. Jason Witten	21	1. Tony Gonzalez	31
2. Doug Cosbie	4	2. Rob Gronkowski	28
Jay Novacek	4	3. Kellen Winslow, Sr.	24
		4. Jason Witten	21
		Antonio Gates	21

In 2012 at Atlanta (11/4), Witten surpassed Michael Irvin for the top spot on Dallas' all-time receptions chart:

All-Time Cowboys Receptions List		
1. Jason Witten	1,209	(2003-17, 19)
2. Michael Irvin	750	(1988-99)
3. Dez Bryant	531	(2010-17)
4. Drew Pearson	489	(1973-83)
5. Emmitt Smith	486	(1990-02)

Among all active NFL tight ends, Witten has caught the most passes (1,209) for the most yards (12,939):

All Active Tight Ends - NFL			
Player	Rec.	Player	Yards
Jason Witten	1,209	Jason Witten	12,939
Antonio Gates	955	Antonio Gates	11,841
Greg Olsen	714	Greg Olsen	8,399
Jimmy Graham	644	Jimmy Graham	7,818
Vernon Davis	583	Vernon Davis	7,562

## ★ THAT'S A BUNCH OF WITT ★

After coming into the league as Dallas' third round draft pick in 2003, Jason Witten has strung together a Hall of Fame career. He has appeared in the most Pro Bowls by a Cowboys tight end (11, seven consecutive - 2004-10, three consecutive- 2012-14, and in 2017), is tied for the most by any Dallas player in team history and is tops on the club's all-time receptions and receiving yards charts. In 2012 he took the top spot on the club's receptions chart from Michael Irvin at Atlanta (11/4). Witten took 151 games to reach the top of the team's receptions chart which was faster than Irvin (159). When compared to the two other NFL tight ends with at least 750 catches - Tony Gonzalez and Shannon Sharpe - Witten also reached the mark faster - Gonzalez (163 games), Sharpe (169).

He surpassed 1,000 career receptions at Washington (12/7/15) with five catches against the Redskins, reaching that mark in his 203rd game to become the sixth-fastest NFL player to do so, and the fastest tight end.

In 2012 Witten notched a club-record 18-catch game against the N.Y. Giants (10/28). His 18 receptions tied for third in a game in NFL history and were the most by a tight end in league history:

### Single-Game Cowboys Receptions

Player	No.	Opp (Date)
Jason Witten	18	NYG (10/28/12)
Jason Witten	15	@ Det (12/9/07)
Jason Witten	14	@ NYG (12/6/09)
Lance Rentzel	13	Was (11/19/67)
Jason Witten	13	Chi (10/1/12)
Dez Bryant	13	@ Bal (10/14/12)

### Single-Game Receptions

NFL History		NFL History (TEs)	
Player	Rec.	Player	Rec.
Brandon Marshall	21	<b>Jason Witten</b>	<b>18</b>
Terrell Owens	20	Jason Witten	15
Brandon Marshall	18	Zach Ertz	15
<b>Jason Witten</b>	<b>18</b>	Kellen Winslow	15

Witten hauled in 10 passes at Denver (9/17/17) to mark his 11th career game with 10-or-more receptions - most by a Dallas Cowboy and the second-most by any NFL tight end:

### 10-plus Reception Games

Tight End	Games
Tony Gonzalez	15
<b>Jason Witten</b>	<b>11</b>
Zach Ertz	11
Shannon Sharpe	6
Jeremy Shockey	6
Kellen Winslow	6

### 10-plus Receptions Games - Dallas Cowboys

Player	Games
<b>Jason Witten</b>	<b>11</b>
Michael Irvin	7
Miles Austin	5
Dez Bryant	4

## ★ TE'S TD'S ★

Jason Witten became one-of-three Cowboys players with 70 touchdown receptions at Washington (9/15), hauling in a two-yard score, and he surpassed Bob Hayes for second place on the all-time Cowboys list against the LA Rams (12/15):

### All-Time Cowboys Receiving Touchdown List

1.	Dez Bryant	73	(2010-17)
2.	<b>Jason Witten</b>	<b>72</b>	<b>(2003-17, 19)</b>
3.	Bob Hayes	71	(1965-74)
4.	Michael Irvin	65	(1988-99)
5.	Tony Hill	51	(1977-86)

Witten is now one-of-five tight ends in NFL history to break the 70 touchdown barrier, and one-of-two that are still active:

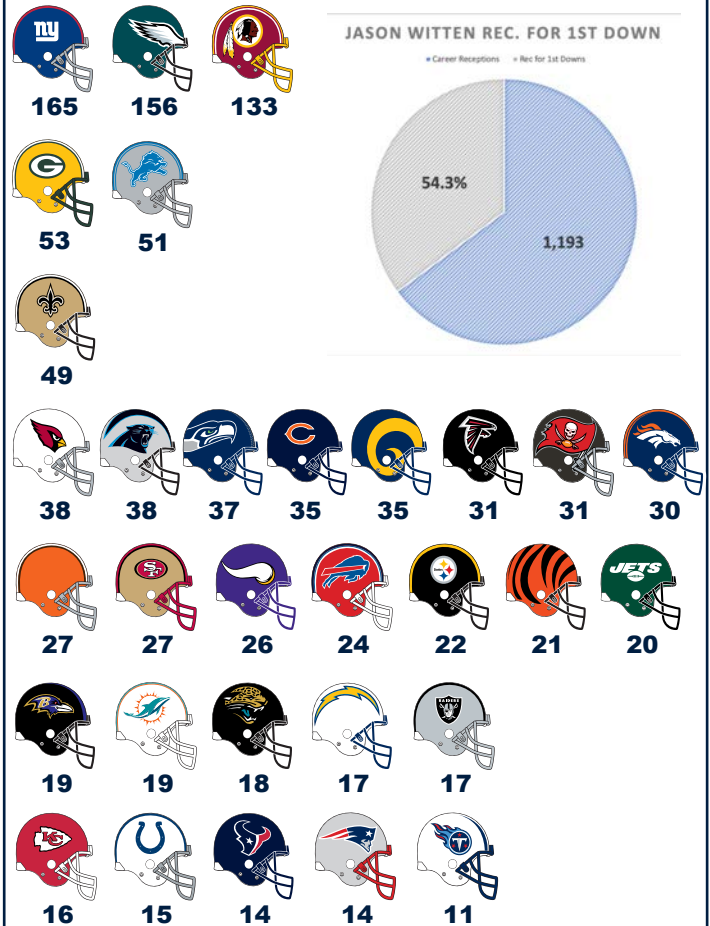
### Tight Ends with 70 TD Catches

Rk	Player	Team	Rec	Yards	TD
1	Antonio Gates	LAC	955	11,841	116
2	Tony Gonzalez	KC/ATL	1,325	15,127	111
3	Rob Gronkowski	NE	521	7,861	79
4	Jimmy Graham*	NO/SEA/GB	644	7,818	74
5	<b>Jason Witten*</b>	<b>DAL</b>	<b>1,209</b>	<b>12,939</b>	<b>72</b>

\*indicates current streak

## ★ WITTEN RECEPTIONS BY TEAM ★

Below is a team-by-team breakdown of Jason Witten's 1,209 career receptions. Witten is one-of-12 players in NFL history to record 100-plus catches against three different opponents, and is only one-of-three to have 150-plus against two different teams (Larry Fitzgerald, Jerry Rice):



## ★ 1,200 CATCH CLUB ★

Jason Witten became the fourth player - second tight end - in NFL history with 1,200 career receptions:

### Players with 1,200 Catches - NFL History

Player	Seasons	Receptions
Jerry Rice	1985-2004 (20)	1,549
Larry Fitzgerald	2004-19 (16)	1,358
Tony Gonzalez	1997-2013 (17)	1,325
<b>Jason Witten</b>	<b>2003-17, 19 (16)</b>	<b>1,209</b>

## ★ TE RANKINGS ★

Since entering the league in 2003, Jason Witten has provided Dallas with the full package at tight end. In his 16th season, Witten has caught 1,209 passes for 12,939 yards - both franchise bests - and 72 touchdowns. He is the NFL's second all-time leading tight end in career receptions and receiving yards:

### NFL Career Receptions Leaders (TEs)

1.	Tony Gonzalez	1,325
2.	<b>Jason Witten*</b>	<b>1,209</b>
3.	Antonio Gates*	955
4.	Shannon Sharpe	815
5.	Ozzie Newsome	662

### NFL Career Receiving Yards Leaders (TEs)

1.	Tony Gonzalez	15,127
2.	<b>Jason Witten*</b>	<b>12,939</b>
3.	Antonio Gates*	11,841
4.	Shannon Sharpe	10,060
5.	Ozzie Newsome	7,980

\* indicates active players

## ★ FOUR SCORES POINTS ★

The Dallas offense has the second-highest touchdown efficiency rate in the NFL in 2019, finishing drives with a touchdown 28.7% (43-of-150) of the time. Dallas is also fourth with 43 touchdown drives:

### Highest TD Efficiency Rate - NFL 2019

Team	Poss.	TD	TD%
Baltimore	146	53	36.3
<b>Dallas</b>	<b>150</b>	<b>43</b>	<b>28.7</b>
Minnesota	150	43	28.7
Houston	146	41	28.1
San Francisco	162	45	27.8

## ★ CODE RED ★

The Cowboys are making the most of their opportunities in the red zone in 2019, scoring points on 44-of-49 trips (89.8%) - tied for the seventh-most red zone scores. Additionally, Dallas' 228 points rank eighth in the NFL:

### Red Zone Scoring Efficiency Rate

Team	Poss.	Pts	TD	TD%	FG	Scores	Pct
Baltimore	57	312	39	68.4	14	53	93.0
Seattle	54	283	34	63.0	17	51	94.4
LA Rams	52	261	31	59.6	15	46	88.5
Minnesota	50	266	33	66.0	13	46	92.0
San Francisco	54	248	28	51.9	18	46	85.2
Philadelphia	47	259	31	66.0	14	45	95.7
<b>Dallas</b>	<b>49</b>	<b>249</b>	<b>29</b>	<b>59.2</b>	<b>15</b>	<b>44</b>	<b>89.8</b>
Atlanta	50	238	28	56.0	16	44	88.0
New England	53	230	26	49.1	18	44	83.0
Tampa Bay	50	258	32	64.0	12	44	88.0

## ★ GRINDING OUT POSSESSIONS ★

Dallas has been able to grind out possessions in 2019, wearing down opposing defenses by moving the chains and staying on the field. They have the fourth-fewest 3 & Out drives in the NFL, with only 21 on the year:

Team	Drives	3 & Out	3 & Out %
Houston	146	16	11.0%
LA Chargers	141	19	13.5%
Baltimore	146	20	13.7%
<b>Dallas</b>	<b>150</b>	<b>21</b>	<b>14.0%</b>
Kansas City	147	21	14.3%

Dallas also leads the NFL with 32 drives of 10-or-more plays in 2019:

Team	Drives	10-Play Drives	10-Play Score %
<b>Dallas</b>	<b>150</b>	<b>32</b>	<b>71.9%</b>
Cincinnati	155	31	54.8%
Atlanta	151	29	82.8%
Oakland	143	29	82.8%
Cleveland	162	28	67.9%
Jacksonville	157	28	71.4%

## ★ THIRD-AND-I GOT THIS ★

The Cowboys own the highest third down conversion percentage in 2019, converting 85-of-175 (48.6%) of third down tries. There has only been one Cowboys team to finish a season with a third-down percentage above 50.0% in franchise history - the 1978 team that converted 50.2% of its third down attempts:

### Highest Cowboys Third Down Conversion Percentage

Season	Att	Conv	Pct
1978	235	118	50.2%
1979	241	120	49.8%
1980	243	120	49.4%
2006	205	100	48.8%
<b>2019</b>	<b>175</b>	<b>85</b>	<b>48.6%</b>

Below is a breakdown of the Cowboys third down conversions by distance:

3rd & Short (<4 Yds)	3rd & Med (4-6 Yds)	3rd & Long (>6 Yds)	3rd & 10+
41-59 (69.5%)	17-44 (38.6%)	27-72 (37.5%)	12-39 (30.8%)
Rank: 4th	Rank: 24th	Rank: 1st	Rank: 1st

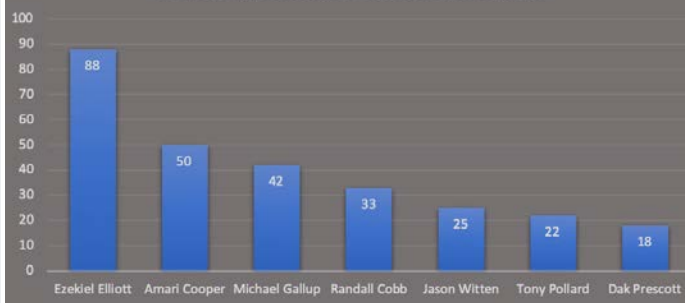
## ★ FIRST DOWN COWBOYS ★

The Dallas Cowboys offense has collected first downs at a rapid rate in 2019. The unit ranks first with 341 total first downs, is fourth with 107 rushing first downs and third with 204 passing first downs:

### 2019 NFL Team First Down Leaders

Team	Rush	Pass	Pen	Total
<b>Dallas</b>	<b>107</b>	<b>204</b>	<b>30</b>	<b>341</b>
Baltimore	157	155	24	336
Atlanta	70	218	39	327
Tampa Bay	72	221	27	320
Houston	98	185	28	311

### Cowboys Leaders in First Downs



## ★ NO PRESSURE ★

The Cowboys offensive line has afforded the passing game solid protection in 2019, allowing Dak Prescott an average of 2.81 seconds to throw the ball, and has allowed only 18.0 sacks on 520 pass attempts (538 dropbacks), the lowest sack percentage in the NFL:

### 2019 Lowest Sack Percentage

Team	Sacks	Pass Att	Sack %
<b>Dallas</b>	<b>18</b>	<b>520</b>	<b>3.34%</b>
LA Rams	21	541	3.73%
New Orleans	21	510	3.95%
Kansas City	24	518	4.43%
New England	27	558	4.62%
Oakland	24	447	5.09%

Prescott has also seen a clean pocket on the majority of his passes, as the offensive line has prevented any pressure on 65.9% of Prescott's passing dropbacks, the 10th-best figure among current starting quarterbacks:

### 2019 Offense Pressure Leaders

Team	Pressures	Dropbacks	No Pressure %
D. Brees, NO	83	319	74.0%
P. Mahomes, KC	131	461	71.6%
D. Carr, OAK	136	474	71.3%
K. Murray, ARI	164	555	70.5%
J. Garoppolo, SF	139	468	70.3%
T. Brady, NE	178	579	69.3%
A. Dalton, Cin	149	484	69.2%
L. Jackson, BAL	138	431	68.0%
B. Mayfield, CLE	168	521	67.8%
<b>D. Prescott, DAL</b>	<b>186</b>	<b>555</b>	<b>66.5%</b>

\*pressure stats per PFF

Prescott has also been very efficient when getting rid of the ball quickly in 2019, with 48.0% of his throws coming in 2.5 seconds-or-less. On those quick throws, Prescott has completed 195-of-265 passes (73.6%) with 13 touchdowns and a quarterback rating of 107.1, the fifth-highest rating on quick throws league-wide:

Player	Dropbacks	Att.	Comp.	TD	QB Rating
Drew Brees	200	200	165	16	121.2
Russell Wilson	255	241	183	15	114.1
Lamar Jackson	193	191	133	18	112.1
Kirk Cousins	206	202	158	9	109.6
<b>Dak Prescott</b>	<b>266</b>	<b>265</b>	<b>195</b>	<b>13</b>	<b>107.1</b>

\*stats per PFF



# 10.4

**Jaylon Smith leads all Cowboys defenders with 147 tackles in 2019, and he ranks eighth in the NFL with a run stop percentage of 10.4%, per PFF.**

*\*PFF defines run stop% as the number of stops per snap made in run defense*

## ★ SWIPE RIGHT FOR TACKLES ★

Jaylon Smith has been on the hunt in run defense in 2019, leading all Cowboys defenders with 147 tackles. Combined with his 150 tackles in 2018, he joins Sean Lee (2015-17) as the most recent defender to record consecutive 100-tackle seasons:

### Consecutive Seasons w/ 100 Tackles by a Cowboy Since 2000

Player	Consec. Seasons	Tackles
<b>Jaylon Smith</b>	<b>2 (2018-19)</b>	<b>297</b>
Keith Brooking	2 (2009-10)	307
Dat Nguyen	2 (2003-04)	275
Darren Woodson	2 (2000-01)	254
Sean Lee	3 (2015-17)	448
Barry Church	4 (2013-16)	494
Dexter Coakley	4 (2000-03)	531
Bradie James	6 (2005-10)	917

Smith ranks high in Pro Football Focus' run stop percentage metric in 2019, recording a stop on 10.4% of run snaps - tied for eighth in the NFL:

Player	Snaps	Stops	Run Stop %
Raekwon McMillan, Mia.....	188	25	13.3%
David Mayo, NYG.....	243	29	11.9%
Bobby Wagner, Sea .....	250	28	11.2%
James Burgess, NYJ.....	180	20	11.1%
Cole Holcomb.....	260	28	10.8%
Demario Davis, NO .....	194	21	10.8%
Tremaine Edmunds, Buf.....	305	33	10.8%
<b>Jaylon Smith, Dal.....</b>	<b>202</b>	<b>21</b>	<b>10.4%</b>
Danny Trevathan, Chi.....	201	21	10.4%

## ★ THE PREDATOR ★

Jaylon Smith has cemented himself as one of the core pieces of the Dallas Cowboys defense with his speed and ferocity at the linebacker position. Smith had a career-best 2018 season, totaling 150 tackles and also blitzing opposing quarterbacks with 4.0 sacks in the process. Smith played 95.3% of the defensive snaps for Dallas in 2018 just three years removed from a knee injury that almost ended his career. He is the first Cowboys linebacker to record 150 tackles and at least 4.0 sacks since Keith Brooking in 2009:

### Dallas Cowboys 150 tackles and 4.0 sacks (since 2000)

Player	ST	Sacks	Season
<b>Jaylon Smith</b> .....	<b>150</b>	<b>4.0</b>	<b>2018</b>
Keith Brooking .....	156	4.0	2009
Bradie James.....	202	8.0	2008

Smith has continued his fierce play on the field in 2019, leading the team with 147 tackles and also ranking sixth on the team with 2.5 sacks, all coming on designed blitzes. According to Pro Football Focus, Smith has played 200 snaps on pass plays in 2019, and he has blitzed on 14.8% of them - the 11th-highest rate by an inside linebacker.

## ★ PREVENT DEFENSE ★

The Cowboys defense has prided itself on preventing big plays from opposing offenses, and in 2019 they have held their opponents to 54 plays of 20-plus yards - 15th in the NFL - but are keeping opponents out of the endzone as the unit is tied for the fourth-fewest big-play touchdowns (six):

### Fewest Big-Play TDs Allowed - 2019

Team	BIG Runs	BIG Pass	BIG Play	BIG TD
Buffalo.....	10	29	39	3
LA Rams .....	8	30	38	4
New England.....	6	32	38	5
<b>Dallas</b> .....	<b>7</b>	<b>47</b>	<b>54</b>	<b>6</b>
Chicago.....	7	39	46	6
Baltimore.....	8	43	51	6
Kansas City.....	8	43	51	6
Pittsburgh.....	5	39	44	6
Seattle.....	10	45	55	6
Tennessee.....	5	47	52	6

Dallas is also one-of-10 teams to allow six-or-fewer touchdown plays of 20-or-more yards in 2019, continuing a trend from 2018 when the defense finished top-10 in the league allowing only nine big-play touchdowns in all 16 games. Dallas has finished in the top-10 for fewest big-play touchdowns allowed in each of the last three seasons. The defense saw a sharp improvement in big plays from years three-six under Rod Marinelli's tutelage since his first season at the helm in 2013 (*season ranks in parentheses*):

Season	BIG Plays	BIG TD	BIG Play%
2019.....	54 (15)	6 (4t)	6.1%
2018.....	52 (6t)	9 (8t)	5.3%
2017.....	50 (6)	7 (6)	5.0%
2016.....	51 (6)	5 (2t)	5.1%
2015.....	64 (15t)	11 (18t)	6.4%
2014.....	57 (12t)	10 (14t)	5.8%
2013.....	79 (31t)	10 (14t)	7.2%

Dallas is also allowing only 6.82 yards-per-attempt through the air in 2019, which ranks seventh after 15 weeks. The Cowboys have only allowed two plays of 50-plus yards through the air in 2019 - coming at the N.Y. Jets and N.Y. Giants - which is tied for the second-fewest in 2019. Philadelphia and New Orleans have allowed the most with eight pass plays of 50-plus yards.

## ★ FOLLOW THE LEE-DER ★

Sean Lee recorded a team-high tying 12 tackles at the N.Y. Giants (11/4), boosting him over 900 career tackles. He is the eighth Cowboys defender to surpass the 900-tackle mark:

### Dallas Cowboys Tackle Leaders

Player	TT	Player	TT
Darren Woodson .....	1,350	Ed Jones.....	1,032
Lee Roy Jordan .....	1,236	Bob Breunig.....	1,016
Randy White.....	1,104	Bradie James .....	1,009
Dexter Coakley.....	1,046	<b>Sean Lee.....</b>	<b>947</b>

## ★ THE GENERAL ★

Known to always be around the ball, Sean Lee has collected 14 interceptions since entering the league as Dallas' 2010 second round draft choice - the most on the team and second amongst league linebackers in the NFL during that span. His 14 are also fourth among linebackers in team history.

### Most INTs by a Cowboys Linebacker

Player	INTs
Lee Roy Jordan, 1963-76	32
Chuck Howley, 1961-73	24
Jerry Tubbs, 1960-66	15
<b>Sean Lee, 2010-19</b>	<b>14</b>
Dave Edwards, 1963-75	13

### Most INTs by an NFL Linebacker - 2010-19

Player	INTs
Luke Kuechly, Car	18
<b>Sean Lee, Dal</b>	<b>14</b>
Alec Ogletree, LAR/NYG	12

## ★ SNAKE BITTEN ★

Dallas acquired Robert Quinn in an offseason trade with the Miami Dolphins, bringing a proven pass rusher to flank DeMarcus Lawrence and bookend the Cowboys defensive line in 2019. The move has paid dividends for Dallas, as Quinn has slithered his way to 9.5 quarterback takedowns in just 12 games this year - already the highest sack total by any Dallas defender in their first year as a Dallas Cowboy:

### Most Sacks in First Year as Dallas Defender, Since 1982

Player	Season	Sacks
<b>Robert Quinn</b>	<b>2019</b>	<b>9.5</b>
DeMarcus Ware	2005	8.0
Jimmie Jones	1990	7.5
Daniel Stubbs	1990	7.5

Quinn's 9.5 sacks are tied for 13th in the NFL in 2019, and he leads the Dallas defense with 28 pressures:

Player	Team	Sacks
Shaquil Barrett	TB	16.5
Chandler Jones	Ari	15.0
Cameron Jordan	NO	13.5
Danielle Hunter	Min	13.5
T.J. Watt	Pit	13.0
Preston Smith	Was	11.5
Aaron Donald	LAR	11.0
Joey Bosa	LAC	10.5
Josh Allen	Jac	10.0
Arik Armstead	SF	10.0
Myles Garrett	Cle	10.0
Za'Darius Smith	GB	10.0
<b>Robert Quinn</b>	<b>Dal</b>	<b>9.5</b>
Mario Addison	Car	9.5
Bud Dupree	Pit	9.5
Jordan Phillips	Buf	9.5

## ★ THIRD DOWN DEFENSE ★

The Dallas defense has put an emphasis on getting off the field on third down and keeping their opponents out of rhythm offensively. In 2018 the Cowboys finished near the bottom of the league in third down defense but started off the year hot in 2019. Dallas is holding its opponents to 60-of-175 (34.3%) on third down tries, the fourth-best percentage in the league and only one-of-eight teams to keep opponents under a 35.0% success rate:

### 2019 NFL - Third Down Defense

Team	Attempts	Conv.	Third D %
New England	172	40	23.3%
San Francisco	165	51	30.9%
Cleveland	170	58	34.1%
<b>Dallas</b>	<b>175</b>	<b>60</b>	<b>34.3%</b>
Tampa Bay	186	64	34.4%
Buffalo	184	64	34.8%
New Orleans	181	63	34.8%
Chicago	189	66	34.9%

## ★ NO FLY ZONE ★

The Dallas secondary is limiting opposing quarterbacks through the air by only allowing 10.45 yards-per-completion on 321 receptions in 2019, the fifth-lowest figure in the league:

Team	Yds/Com	Team	Yds/Com
San Francisco	9.47	Chicago	10.46
Buffalo	9.87	Washington	10.74
New England	10.21	Minnesota	10.75
LA Chargers	10.24	Denver	10.79
<b>Dallas</b>	<b>10.45</b>	Indianapolis	10.91

## ★ NO YAC FOR YOU ★

The Cowboys secondary rallied to opposing receivers in 2018, allowing the 10th-fewest yards average (5.2) after the catch in the league, and also tying for third in most catches where the offense had one yard-or-fewer after the catch (77):

### Most Catches Allowed with YAC <1 - 2018

Team	Rec.	YAC	YAC/Rec.	YAC<1
Chicago	377	1,855	5.0	81
N.Y. Jets	367	1,943	5.5	78
<b>Dallas</b>	<b>367</b>	<b>1,868</b>	<b>5.2</b>	<b>77</b>
Tampa Bay	387	1,921	5.2	77
Philadelphia	417	2,240	5.5	75

The trend has continued through 15 weeks in 2019, as the Cowboys secondary and linebackers have displayed a relentless pursuit to the ball by adjudicating 77 catches in which the offense had one yard-or-fewer after the catch, second in the league:

### Most Catches Allowed with YAC <1 - 2019

Team	Rec.	YAC<1	Team	Rec.	YAC<1
Chicago	327	80	Denver	307	71
<b>Dallas</b>	<b>321</b>	<b>77</b>	Carolina	313	68
N.Y. Jets	317	76	Indianapolis	339	68
Houston	336	74	Arizona	376	67
Minnesota	342	73	Detroit	328	66
New Orleans	328	73	LA Chargers	286	66

The defense has allowed 321 receptions on the year, and on 267-of-321 catches, the opposing receiver has failed to pick up more than 10 yards-after-the-catch:

Team	Rec.	YAC<10	YAC<10%
New England	261	230	88.1%
Minnesota	342	300	87.7%
Buffalo	299	255	85.3%
Denver	307	259	84.3%
Tampa Bay	359	302	84.1%
N.Y. Jets	317	266	83.9%
Tennessee	337	282	83.7%
<b>Dallas</b>	<b>321</b>	<b>267</b>	<b>83.2%</b>
LA Rams	305	253	82.9%
New Orleans	328	271	82.6%

## ★ AIR TRAFFIC CONTROL ★

Dallas has been stingy through the air on defense in 2019 and has held opposing offenses under 250 passing yards in 11-of-14 contests - second-most games in the NFL:

### 2019 NFL - Games Under 250 Air Yards

Team	Games	Pass Yds	Pass Yds/Gm
San Francisco	12	2,161	154.4
New England	12	2,384	170.3
LA Chargers	12	2,763	197.4
<b>Dallas</b>	<b>11</b>	<b>3,080</b>	<b>220.0</b>
Buffalo	11	2,667	190.5
LA Rams	11	3,088	220.6

The Cowboys defense has also allowed 216.4 yards-per-game to opposing offenses through the air - seventh fewest in the NFL:

Team	Yds/Gm	Team	Yds/Gm
San Francisco	154.4	Cleveland	217.9
New England	170.3	Baltimore	218.1
Buffalo	190.5	<b>Dallas</b>	<b>220.0</b>
LA Chargers	197.4	La Rams	220.6
Pittsburgh	204.1	Denver	223.9



**30.0** DeMarcus Lawrence has recorded 30.0 sacks since the start of the 2017 season - 10th in the NFL during that span behind Chandler Jones (45.0), Aaron Donald (42.5), Cameron Jordan (38.5), Danielle Hunter (35.0), T.J. Watt (33.0), Calais Campbell (31.5), Von Miller (31.5), Ryan Kerrigan (31.5), Myles Garrett (30.5) and Khalil Mack (30.5).



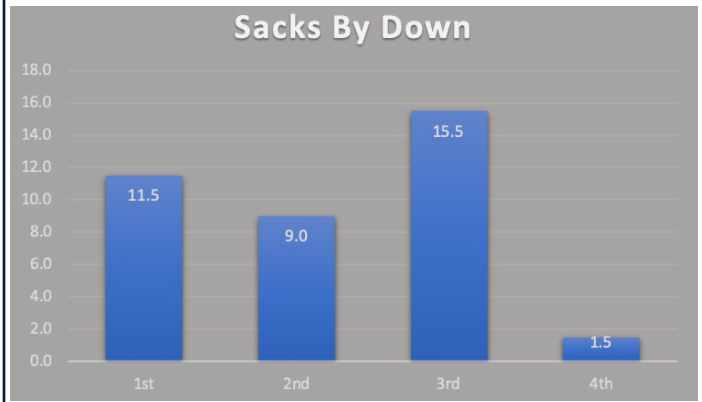
**57%** Byron Jones has continued to lock down receivers in 2019, allowing a catch on only 57.4% of targets against him. He is one-of-15 corners to play 50% of snaps, allow a completion rate of 60%-or-less and less than 150 YAC yards in 2019. (per PFF)

★ **TANK ROLLING OVER QBS** ★

DeMarcus Lawrence has recorded 38.5 sacks in the regular season, with his most coming against Kirk Cousins (5.0). Below is a breakdown of his sacks by quarterback and by down:

Player	Sacks	Player	Sacks
Kirk Cousins	5.0	Teddy Bridgewater	1.0
Eli Manning	4.0	Ryan Fitzpatrick	1.0
Carson Palmer	3.0	Jared Goff	1.0
Matthew Stafford	3.0	Marcus Mariota	1.0
Matt Ryan	2.5	Cam Newton	1.0
Aaron Rodgers	2.0	Ben Roethlisberger	1.0
Trevor Siemien	2.0	Ryan Tannehill	1.0
Jameis Winston	2.0	Tyrod Taylor	1.0
Russell Wilson	1.5	Josh Rosen	1.0
C.J. Beathard	1.0	Carson Wentz	1.0
Drew Brees	1.0	Joah Allen	0.5
Daniel Jones	1.0	Colt McCoy	0.5

Below is a look at Lawrence's career sacks by down:



★ **SHUTDOWN CORNER** ★

Byron Jones is continuing his fierce play on the field in 2019, and quarterbacks haven't fared well when targeting him in the pass game. Jones ranks third in the NFL in PFF's coverage-snaps-per-reception metric, allowing a catch every 16.4 coverage snaps:

Player	Team	Snaps in Coverage	Rec	Snaps Per Rec
Casey Hayward	LAC	450	23	19.6
Bashaud Breeland	KC	480	25	19.2
<b>Byron Jones</b>	<b>DAL</b>	<b>492</b>	<b>30</b>	<b>16.4</b>
J.C. Jackson	NE	356	22	16.2
Richard Sherman	SF	420	27	15.6
Shaquill Griffin	SEA	544	35	15.5
Steven Nelson	PIT	494	32	15.4
Charvarius Ward	KC	542	37	14.6

Jones also has also been stingy in allowing yards gained on catches against him, allowing only 331 yards on the season, which breaks down to 11.0 yards-per-reception and a stellar 0.67 yards-per-coverage snap:

Player	Team	Snaps in Coverage	Yds	Yards Per Snap
Richard Sherman	SF	420	227	0.54
Brian Poole	NYJ	399	230	0.58
D.J. Hayden	JAC	310	181	0.58
J.C. Jackson	NE	356	226	0.63
Casey Hayward	LAC	450	293	0.65
<b>Byron Jones</b>	<b>DAL</b>	<b>492</b>	<b>331</b>	<b>0.67</b>
Nickell Robey-Coleman	LAR	429	314	0.73
Joe Haden	PIT	520	414	0.80

Part of that success comes from Jones' ability to tackle receivers and prevent yards after the catch. Jones ranks 12th in 2019, allowing only 106 yards after the catch. He is one-of-10 cornerbacks to allow three-or-fewer touchdowns and less than 120 YAC in 2019.



## 2019 DALLAS COWBOYS DEFENSIVE STATS

RNK	PLAYER	SOLO	ASST	TOTAL	SACKS/YDS	TFL/YDS	QBPR	FR	FF	INT/YDS	PD
1.	Smith, Jaylon	104	43	147	2.5/-31	5/8	4	1	2		6
2.	Vander Esch, Leighton	58	29	87	0.5/-2	2/6	3		1		3
3.	Lee, Sean	56	30	86	1.0/-12	3/-10	2			1/25	4
4.	Awuzie, Chidobe	64	12	76		1/-10	1	1		1/0	11
5.	Woods, Xavier	51	20	71					2	2/38	4
6.	Heath, Jeff	32	18	50		1/-1	2				7
7.	Jones, Byron	35	8	43					1		5
8.	Lawrence, DeMarcus	24	14	38	5.0/-24	9/-26	31	2	2		1
9.	Lewis, Jourdan	27	10	37	4.0/-33	1/0		1		2/20	6
10.	Thompson, Darian	22	13	35	1.5/-9	2/-2		1			3
11.	Thomas, Joe	24	9	33			1		1		1
12.	Woods, Antwaun	12	12	24		1/-3	2	1			
13.	Covington, Christian	11	11	22	1.0/-4	3/-8	13				1
14.	Brown, Anthony	13	7	20		1/-2	1				5
15.	Quinn, Robert	8	11	19	9.5/-68	2/-7	32		1		3
16.	Bennett, Michael	14	4	18	4.0/-22	4/-13	17				
17.	Hyder, Kerry	8	10	18		2/-5	16	1			
18.	Collins, Maliek	12	5	17	4.0/-32	3/-9	27	1			
19.	Armstrong, Dorance	10	6	16	2.0/-24		9		1		
20.	March, Justin	6	4	10							2
21.	Jackson, Joe	2	3	5			2				1
22.	Frazier, Kavon	4	0	4							
23.	Hill, Trysten	3	1	4		1/-4	1				
24.	Covington, Chris	1	2	3							
25.	Goodwin, C.J.	2	0	2							
26.	Crawford, Tyrone	0	2	2	1.0/-13	1/-2	2				
27.	Jones, Josh	1	0	1							

Tkl=Tackle, Ast=Assist, Total=Combined, TFL=Tackle for a Loss, QBPR=Pressures, Int=Interception, PD=Pass Defense, FF=Forced Fumble, FR=Fumble Recovery

2019 COWBOYS SPECIAL TEAMS							
RNK	PLAYER	S	A	TOT	FF	FR	BL
1.	Goodwin, C.J.	6	3	9			
2.	Thompson, Darian	3	6	9			
3.	March, Justin	5	2	7			
4.	Gifford, Luke	4	2	6			
5.	Bryant, Ventell	5	0	5			
6.	Thomas, Joe	3	2	5			
7.	Olawale, Jamize	2	3	5			
8.	Heath, Jeff	3	0	3			
9.	Lewis, Jourdan	2	0	2			
10.	Armstrong, Dorance	1	1	2			
	Woods, Xavier	1	1	2			
12.	Frazier, Kavon	1	0	1			
	Jarwin, Blake	1	0	1			
	Jones, Byron	1	0	1			
	Maher, Brett	1	0	1			
	Wilson, Donovan	1	0	1			
17.	Jones, Josh	0	1	1			

DEFENSIVE STATS BY RANK							
PRESSURES		SACKS		TACKLES FOR LOSS		INTERCEPTIONS	
PLAYER	NO	PLAYER	NO	PLAYER	NO	PLAYER	NO
1. R. Quinn	32	1. R. Quinn	9.5	1. D. Lawrence	9	1. J. Lewis	2
2. D. Lawrence	31	2. D. Lawrence	5.0	2. J. Smith	5	X. Woods	2
3. M. Collins	27	3. M. Bennett	4.0	3. M. Bennett	4	3. C. Awuzie	1
4. M. Bennett	17	M. Collins	4.0	4. M. Collins	3	S. Lee	1
5. K. Hyder	16	J. Lewis	4.0	C. Covington	3		

FORCED FUMBLES		FUMBLE RECOVERIES		PASSES DEFENSED	
PLAYER	NO	PLAYER	NO	PLAYER	NO
1. D. Lawrence	2	1. D. Lawrence	2	1. C. Awuzie	11
J. Smith	2	2. C. Awuzie	1	2. J. Heath	7
X. Woods	2	M. Collins	1	3. J. Lewis	6
4. D. Armstrong	1	K. Hyder	1	J. Smith	6
B. Jones	1	J. Lewis	1	5. A. Brown	5

# 2019 UNOFFICIAL DALLAS COWBOYS DEPTH CHART

(As of December 17, 2019)

## OFFENSE

<b>WR</b>	19 Amari Cooper	<u>83 Ventell Bryant</u>	
<b>LT</b>	77 Tyron Smith	<u>75 Cameron Fleming</u>	
<b>LG</b>	76 Xavier Su'a-Filo		
<b>C</b>	72 Travis Frederick	73 Joe Looney	
<b>RG</b>	70 Zack Martin	76 Xavier Su'a-Filo	
<b>RT</b>	71 La'el Collins	<u>69 Brandon Knight</u>	<u>65 Mitch Hyatt</u>
<b>TE</b>	82 Jason Witten	<u>89 Blake Jarwin</u>	<u>86 Dalton Schultz</u>
<b>WR</b>	18 Randall Cobb	10 Tavon Austin	
<b>WR</b>	13 Michael Gallup	15 Devin Smith	
<b>QB</b>	4 Dak Prescott	7 Cooper Rush	
<b>RB</b>	21 Ezekiel Elliott	<u>20 Tony Pollard</u>	
<b>FB</b>	49 Jamize Olawale		

## DEFENSE

<b>DE</b>	90 DeMarcus Lawrence	92 Dorance Armstrong	<u>56 Joe Jackson</u>
<b>DT</b>	96 Maliek Collins	79 Michael Bennett	<u>97 Trysten Hill</u>
<b>DT</b>	99 Antwaun Woods	95 Christian Covington	
<b>DE</b>	58 Robert Quinn	79 Michael Bennett	51 Kerry Hyder
<b>SLB</b>	50 Sean Lee	<u>57 Luke Gifford</u>	
<b>MLB</b>	54 Jaylon Smith	53 Justin March	
<b>WLB</b>	55 Leighton Vander Esch	48 Joe Thomas	59 Chris Covington
<b>CB</b>	24 Chidobe Awuzie	29 C.J. Goodwin	
<b>CB</b>	27 Jourdan Lewis		
<b>CB</b>	31 Byron Jones	33 Deante Burton	
<b>SS</b>	38 Jeff Heath	<u>37 Donovan Wilson</u>	26 Josh Jones
<b>FS</b>	25 Xavier Woods	23 Darian Thompson	

## SPECIALISTS

<b>P</b>	6 Chris Jones	
<b>K</b>	3 Kai Forbath	
<b>LS</b>	91 Louis-Philippe Ladouceur	
<b>H</b>	6 Chris Jones	
<b>KOR</b>	<u>20 Tony Pollard</u>	27 Jourdan Lewis
<b>PR</b>	10 Tavon Austin	18 Randall Cobb

## PRONUNCIATION GUIDE

Dorance Armstrong	DOOR-intz	Louis-Philippe Ladouceur	LAH-doo-sahr
Chidobe Awuzie	CHID-oh-bay ah-WOOZ-yay	Jamize Olawale	juh-MAZE oh-la-WALLY
Ventell Bryant	ven-tell	Xavier Su'a-Filo	ZAY-vee-er SUE-ah-fee-low
La'el Collins	luhEL	Xavier Woods	ECK-zay-vee-er
Maliek Collins	muh-LEEK		

## COACHING STAFF

**HEAD COACH:** Jason Garrett

**ASSISTANTS:** Ken Amato (defensive assistant/linebackers) Brett Bech (strength and conditioning), Ben Bloom (linebackers), Gary Brown (running backs), Stephen Brown (offensive assistant/running backs), Marc Colombo (offensive line), Judd Garrett (dir. advance scouting/asst. wide receivers), Andre Gurode (defensive assistant/defensive line), Greg Jackson (safeties), Jon Kitna (quarterbacks), Adam Klefner (asst. offensive line), Sanjay Lal (wide receivers), Leon Lett (defensive tackles), Rod Marinelli (defensive coordinator/defensive line), Kellen Moore (offensive coordinator), Doug Nussmeier (tight ends), Keith O'Quinn (special teams coordinator), Markus Paul (strength and conditioning), Carlos Polk (assistant special teams), Kris Richard (passing game coordinator/secondary), Kendall Smith (assistant strength and conditioning), Phillip Tanner (special teams assistant), Kyle Valero (offensive assistant/tight ends), Mike Woicik (director of strength and conditioning).

## 2019 DALLAS COWBOYS ALPHABETICAL ROSTER

NO.	NAME	POS.	HT.	WT.	DOB	EXP.	COLLEGE	HOMETOWN
92	Armstrong, Dorance	DE	6-4	262	6/10/1997	2	Kansas	Houston, Texas
10	Austin, Tavon	WR	5-8	185	3/15/1990	7	West Virginia	Baltimore, Md.
24	Awuzie, Chidobe	CB	6-0	203	5/24/1995	3	Colorado	San Jose, Calif.
79	Bennett, Michael	DL	6-4	274	11/13/1985	11	Texas A&M	Alief, Texas
83	Bryant, Ventell	WR	6-3	205	8/24/1996	R	Temple	Tampa, Fla.
33	Burton, Deante	CB	6-2	205	7/12/1994	2	Kansas State	Manhattan, KS
18	Cobb, Randall	WR	5-10	195	8/22/1990	9	Kentucky	Maryville, Tenn.
71	Collins, La'el	T	6-4	323	7/26/1993	5	Louisiana State	Baton Rouge, La.
96	Collins, Maliek	DT	6-2	310	4/8/1995	4	Nebraska	Kansas City, Mo.
19	Cooper, Amari	WR	6-1	225	6/17/1994	5	Alabama	Miami, Fla.
59	Covington, Chris	LB	6-2	245	1/3/1996	2	Indiana	Chicago, Ill.
95	Covington, Christian	DT	6-2	300	10/16/1993	5	Rice	Vancouver, B.C.
21	Elliott, Ezekiel	RB	6-0	228	7/22/1995	4	Ohio State	St. Louis, Mo.
75	Fleming, Cameron	T	6-5	320	9/3/1992	6	Stanford	Fort Hood, Texas
3	Forbath, Kai	K	6-0	191	9/2/1987	8	UCLA	Sherman Oaks, Calif.
72	Frederick, Travis	C	6-4	320	3/18/1991	7	Wisconsin	Sharon, Wisc.
13	Gallup, Michael	WR	6-1	205	3/4/1996	2	Colorado State	Monroe, Ga.
57	Gifford, Luke	LB	6-3	245	8/28/1995	R	Nebraska	Lincoln, Neb.
29	Goodwin, C.J.	CB	6-3	198	2/4/1990	4	California (PA)	Wheeling, W.V.
38	Heath, Jeff	S	6-1	212	5/14/1991	7	Saginaw Valley State	Lake Orion, Mich.
97	Hill, Trysten	DT	6-3	310	3/25/1998	R	Central Florida	Lee, Fla.
65	Hyatt, Mitch	T	6-5	305	2/6/1997	R	Clemson	Suwanee, Ga.
51	Hyder, Kerry	DE	6-2	275	5/2/1991	4	Texas Tech	Austin, Texas
56	Jackson, Joe	DE	6-4	285	12/20/1996	R	Miami	Homestead, Fla.
89	Jarwin, Blake	TE	6-5	260	7/16/1994	3	Oklahoma State	Tuttle, Okla.
31	Jones, Byron	CB	6-1	200	9/26/1992	5	Connecticut	New Britain, Conn.
6	Jones, Chris	P	6-0	205	7/21/1989	8	Carson Newman	Rome, Ga.
26	Jones, Josh	S	6-2	220	9/20/1994	3	North Carolina State	Walled Lake, Mich.
69	Knight, Brandon	T	6-4	310	4/1/1997	R	Indiana	Noblesville, Ind.
91	Ladouceur, Louis-Philippe	LS	6-5	256	3/13/1981	15	California	Pointe-Claire, Quebec
90	Lawrence, DeMarcus	DE	6-3	265	4/28/1992	6	Boise State	Aiken, S.C.
50	Lee, Sean	LB	6-2	245	7/22/1986	10	Penn State	Pittsburgh, Pa.
27	Lewis, Jourdan	CB	5-10	195	8/31/1995	3	Michigan	Detroit Mich.
73	Looney, Joe	C	6-3	315	8/31/1990	8	Wake Forest	Lake Worth, Fla.
53	March, Justin	LB	5-11	232	7/5/1993	5	Akron	Danville, Ill.
70	Martin, Zack	G	6-4	315	11/20/1990	6	Notre Dame	Indianapolis, Ind.
49	Olawale, Jamize	FB	6-1	242	4/17/1989	8	North Texas	Long Beach, Calif.
20	Pollard, Tony	RB	6-0	215	4/30/1997	R	Memphis	Memphis, Tenn.
4	Prescott, Dak	QB	6-2	235	7/29/1993	4	Mississippi State	Haughton, La.
58	Quinn, Robert	DE	6-4	260	5/18/1990	9	North Carolina	Ladson, S.C.
7	Rush, Cooper	QB	6-3	225	11/21/1993	3	Central Michigan	Charlotte, Mich.
86	Schultz, Dalton	TE	6-5	260	7/11/1996	2	Stanford	South Jordan, Utah
15	Smith, Devin	WR	6-1	205	3/3/1992	3	Ohio State	Massilon, Ohio
54	Smith, Jaylon	LB	6-2	248	6/14/1995	3	Notre Dame	Fort Wayne, Ind.
77	Smith, Tyrone	T	6-5	320	12/12/1990	9	Southern California	Moreno Valley, Calif.
76	Su'a-Filo, Xavier	G	6-4	312	1/1/1991	6	UCLA	American Fork, Utah
48	Thomas, Joe	LB	6-1	233	5/6/1991	5	South Carolina State	Blackville, S.C.
23	Thompson, Darian	S	6-2	212	9/22/1993	4	Boise State	Lancaster, Calif.
55	Vander Esch, Leighton	LB	6-4	255	2/8/1996	2	Boise State	Riggins, Idaho
37	Wilson, Donovan	S	6-0	208	2/21/1995	R	Texas A&M	Shreveport, La.
82	Witten, Jason	TE	6-6	263	5/6/1982	16	Tennessee	Elizabethton, Tenn.
99	Woods, Antwaun	DT	6-1	310	1/3/1993	2	Southern California	Los Angeles, Calif.
25	Woods, Xavier	S	5-11	208	7/26/1995	3	Louisiana Tech	Monroe, La.
<b>PRACTICE SQUAD</b>								
46	Chunn, Jordan	RB	6-0	230	1/2/1995	1	Troy	Gurley, Ala.
17	Grayson, Cyril	WR	5-9	183	12/5/1993	R	Louisiana State	Kenner, La.
62	Henry, Marcus	C	6-3	293	2/11/1993	1	Boise State	Bellevue, Wash.
87	Hikutini, Cole	TE	6-4	240	6/11/1994	2	Louisville	Elk Grove, Calif.
32	Olumba, Donovan	CB	6-2	205	9/26/1995	1	Portland State	Tucson, Ariz.
5	Thorson, Clayton	QB	6-4	222	6/15/1995	R	Northwestern	Wheaton, Ill.
28	Weber, Mike	RB	5-10	210	8/25/1997	R	Ohio State	Detroit, Mich.
36	White, D.J.	CB	5-11	193	9/9/1993	2	Georgia Tech	Atlanta, Ga.
64	Wise, Daniel	DE	6-3	285	1/16/1996	R	Kansas	Lewisville, Texas
<b>RESERVE/PHYSICALLY UNABLE TO PERFORM</b>								
85	Brown, Noah	WR	6-2	222	1/6/1996	3	Ohio State	Flanders,, N.J.
<b>RESERVE/INJURED - RETURNABLE</b>								
66	McGovern, Connor	G	6-5	316	11/3/1997	R	Penn State	Larksville, Pa.
<b>RESERVE/INJURED</b>								
30	Brown, Anthony	CB	5-11	198	12/16/1993	4	Purdue	Tampa, Fla.
98	Crawford, Tyrone	DL	6-4	285	11/22/1989	8	Boise State	Windsor, Ontario
35	Frazier, Kavon	S	6-0	223	8/11/1994	4	Central Michigan	Grand Rapids, Mich.
74	Jelks, Jalen	DE	6-5	260	8/3/1996	R	Oregon	Phoenix, Ari.
81	Johnson, Jon'Vea	WR	6-0	195	12/23/1995	R	Toledo	Gary, Ind.
61	Redmond, Adam	C	6-6	310	5/19/1993	2	Harvard	Strongsville, Ohio
93	Ross, Daniel	DT	6-4	300	3/5/1993	3	N.E. Mississippi C.C.	Louisville, Ky.
39	Westry, Chris	CB	6-4	210	7/10/1997	R	Kentucky	Orange Park, Fla.
78	Wichmann, Cody	G	6-5	320	3/2/1992	3	Fresno State	Mariposa, Calif.
52	Williams, Connor	G	6-5	320	5/12/1997	2	Texas	Coppell, Texas
11	Wilson, Cedrick	WR	6-2	200	11/20/1995	2	Boise State	Memphis, Tenn.

## 2019 DALLAS COWBOYS NUMERICAL ROSTER

NO.	NAME	POS.	HT.	WT.	AGE	EXP.	COLLEGE	HOW ACQ.	GP	GS	DNP	IA
3	Kai Forbath	K	6-0	191	32	8	UCLA	FA-'19	1	0	0	0
4	Dak Prescott	QB	6-2	235	26	4	Mississippi State	D4b-'16	14	14	0	0
6	Chris Jones	P	6-0	205	30	8	Carson Newman	FA-'11	14	0	0	0
7	Cooper Rush	QB	6-3	225	26	3	Central Michigan	UDFA-'17	2	0	12	0
10	Tavon Austin	WR	5-8	185	29	7	West Virginia	T(LAR)-'18	12	0	0	2
13	Michael Gallup	WR	6-1	205	23	2	Colorado State	D3-'18	12	10	0	2
15	Devin Smith	WR	6-1	205	27	3	Ohio State	FA-'19	4	2	0	10
18	Randall Cobb	WR	5-10	195	29	9	Kentucky	UFA(GB)-'19	13	5	0	1
19	Amari Cooper	WR	6-1	225	25	5	Alabama	T(Oak)-'18	14	14	0	0
20	Tony Pollard	RB	6-0	215	22	R	Memphis	D4a-'19	13	0	0	1
21	Ezekiel Elliott	RB	6-0	228	24	4	Ohio State	D1-'16	14	14	0	0
23	Darian Thompson	S	6-2	212	26	4	Boise State	FA-'18	13	4	0	1
24	Chidobe Awuzie	CB	6-0	203	24	3	Colorado	D2-'17	14	14	0	0
25	Xavier Woods	S	5-11	208	24	3	Louisiana Tech	D6a-'17	13	13	0	1
26	Josh Jones	S	6-2	220	25	3	North Carolina State	FA-'19	5	0	0	0
27	Jourdan Lewis	CB	5-10	195	24	3	Michigan	D3-'17	14	4	0	0
29	C.J. Goodwin	CB	6-3	198	29	4	California (PA)	PS(Cin)-'18	14	0	0	0
31	Byron Jones	CB	6-1	200	27	5	Connecticut	D1-'15	14	13	0	0
33	Deante Burton	CB	6-2	205	25	2	Kansas State	PS(Ind)-'19	1	0	0	1
37	Donovan Wilson	S	6-0	208	24	R	Texas A&M	D6-'19	10	0	0	4
38	Jeff Heath	S	6-1	212	28	7	Saginaw Valley State	UDFA-'13	11	11	0	3
48	Joe Thomas	LB	6-1	233	28	5	South Carolina State	FA-'18	14	1	0	0
49	Jamize Olawale	FB	6-1	242	30	8	North Texas	T(Oak)-'18	14	4	0	0
50	Sean Lee	LB	6-2	245	33	10	Penn State	D2-'10	14	11	0	0
51	Kerry Hyder	DE	6-2	275	28	4	Texas Tech	FA-'19	14	0	0	0
53	Justin March	LB	5-11	232	26	5	Akron	FA-'17	14	0	0	0
54	Jaylon Smith	LB	6-2	248	24	3	Notre Dame	D2-'16	14	14	0	0
55	Leighton Vander Esch	LB	6-4	255	23	2	Boise State	D1-'18	9	9	0	5
56	Joe Jackson	DE	6-4	285	22	R	Miami	D5b-'19	5	0	0	9
57	Luke Gifford	LB	6-3	245	24	R	Nebraska	UDFA-'19	6	0	0	8
58	Robert Quinn	DE	6-4	260	29	9	North Carolina	T(Mia)-'19	12	12	0	0
59	Chris Covington	LB	6-2	245	23	2	Indiana	D6a-'18	1	0	0	0
65	Mitch Hyatt	T	6-5	305	22	R	Clemson	UDFA-'19	0	0	0	1
69	Brandon Knight	T	6-4	310	22	R	Indiana	UDFA-'19	6	1	0	8
70	Zack Martin	G	6-4	315	29	6	Notre Dame	D1-'14	14	14	0	0
71	La'el Collins	T	6-4	323	26	5	Louisiana State	UDFA-'15	13	13	0	1
72	Travis Frederick	C	6-4	320	28	7	Wisconsin	D1-'13	14	14	0	0
73	Joe Looney	C	6-3	315	29	8	Wake Forest	UFA(Ten)-'16	14	0	0	0
75	Cameron Fleming	T	6-5	320	27	6	Stanford	UFA(NE)-'18	12	2	0	2
76	Xavier Su'a-Filo	G	6-4	312	28	6	UCLA	FA-'18	10	3	4	0
77	Tyron Smith	T	6-5	320	29	9	Southern California	D1-'11	12	12	0	2
79	Michael Bennett	DL	6-4	274	34	11	Texas A&M	T(NE)-'19	7	0	0	0
82	Jason Witten	TE	6-6	263	37	16	Tennessee	FA-'19	14	14	0	0
83	Ventell Bryant	WR	6-3	205	23	R	Temple	FA-'19	10	0	0	0
86	Dalton Schultz	TE	6-5	260	23	2	Stanford	D4b-'18	14	0	0	0
89	Blake Jarwin	TE	6-5	260	25	3	Oklahoma State	UDFA-'17	14	7	0	0
90	DeMarcus Lawrence	DE	6-3	265	27	6	Boise State	D2-'14	14	14	0	0
91	Louis-Philippe Ladouceur	LS	6-5	256	38	15	California	FA-'05	14	0	0	0
92	Dorance Armstrong	DE	6-4	262	22	2	Kansas	D4a-'18	13	0	0	1
95	Christian Covington	DT	6-2	300	26	5	Rice	UFA(Hou)-'19	14	5	0	0
96	Maliek Collins	DT	6-2	310	24	4	Nebraska	D3-'16	14	14	0	0
97	Trysten Hill	DT	6-3	310	21	R	Central Florida	D2-'19	6	0	0	8
99	Antwaun Woods	DT	6-1	310	26	2	Southern California	FA-'18	9	9	0	5
<b>PRACTICE SQUAD</b>												
5	Clayton Thorson	QB	6-4	222	24	R	Northwestern	FA-'19				
17	Cyril Grayson	WR	5-9	183	26	R	Louisiana State	FA-'19				
28	Mike Weber	RB	5-10	210	22	R	Ohio State	D7a-'19				
32	Donovan Olumba	CB	6-2	205	24	1	Portland State	UDFA-'18				
36	D.J. White	CB	5-11	193	26	2	Georgia Tech	D6a-'16				
46	Jordan Chunn	RB	6-0	230	24	1	Troy	UDFA-'18	1	0	0	0
62	Marcus Henry	C	6-3	293	26	1	Boise State	FA-'19				
64	Daniel Wise	DE	6-3	285	23	R	Kansas	UDFA-'19				
87	Cole Hikutini	TE	6-4	240	25	2	Louisville	FA-'19				
<b>RESERVE/PHYSICALLY UNABLE TO PERFORM</b>												
85	Noah Brown	WR	6-2	222	23	3	Ohio State	D7b-'17				
<b>RESERVE/INJURED – RETURNABLE</b>												
66	Connor McGovern	G	6-5	316	22	R	Penn State	D3-'19				
<b>RESERVE/INJURED</b>												
11	Cedrick Wilson	WR	6-2	200	24	2	Boise State	D6b-'18	6	0	0	6
30	Anthony Brown	CB	5-11	198	26	4	Purdue	D6a-'16	9	4	0	1
35	Kavon Frazier	S	6-0	223	25	4	Central Michigan	D6b-'16	4	0	0	0
39	Chris Westry	CB	6-4	210	22	R	Kentucky	UDFA-'19				
52	Connor Williams	G	6-5	320	22	2	Texas	D2-'18	11	11	0	1
61	Adam Redmond	C	6-6	310	26	2	Harvard	W(Buf)-'18	0	0	1	8
74	Jalen Jelks	DE	6-5	260	23	R	Oregon	D7b-'19				
78	Cody Wichmann	G	6-5	320	27	3	Fresno State	FA-'18				
81	Jon'Vea Johnson	WR	6-0	195	23	R	Toledo	UDFA-'19				
93	Daniel Ross	DT	6-4	300	26	3	N.E. Mississippi C.C.	PS(KC)-'17				
98	Tyrone Crawford	DL	6-4	285	30	8	Boise State	D3-'12	4	2	0	2

## 2019 DALLAS COWBOYS POSITIONAL ROSTER

NO.	NAME	POS.	HT.	WT.	AGE	EXP.	COLLEGE	HOW ACQ.
<b>QUARTERBACKS (2)</b>								
4	Prescott, Dak	QB	6-2	235	26	4	Mississippi State	D4b-'16
7	Rush, Cooper	QB	6-3	225	26	3	Central Michigan	UDFA-'17
<b>RUNNING BACKS (3)</b>								
20	Pollard, Tony	RB	6-0	215	22	R	Memphis	D4a-'19
21	Elliott, Ezekiel	RB	6-0	228	24	4	Ohio State	D1-'16
49	Olawale, Jamize	FB	6-1	242	30	8	North Texas	T(Oak)-'18
<b>WIDE RECEIVERS (6)</b>								
10	Austin, Tavon	WR	5-8	185	29	7	West Virginia	T(LAR)-'18
13	Gallup, Michael	WR	6-1	205	23	2	Colorado State	D3-'18
15	Smith, Devin	WR	6-1	205	27	3	Ohio State	FA-'19
18	Cobb, Randall	WR	5-10	195	29	9	Kentucky	UFA(GB)-'19
19	Cooper, Amari	WR	6-1	225	25	5	Alabama	T(Oak)-'18
83	Bryant, Ventell	WR	6-3	205	23	R	Temple	FA-'19
<b>TIGHT ENDS (3)</b>								
82	Witten, Jason	TE	6-6	263	37	16	Tennessee	FA-'19
86	Schultz, Dalton	TE	6-5	260	23	2	Stanford	D4b-'18
89	Jarwin, Blake	TE	6-5	260	25	3	Oklahoma State	UDFA-'17
<b>OFFENSIVE LINE (9)</b>								
65	Hyatt, Mitch	T	6-5	305	22	R	Clemson	UDFA-'19
69	Knight, Brandon	T	6-4	310	22	R	Indiana	UDFA-'19
70	Martin, Zack	G	6-4	315	29	6	Notre Dame	D1-'14
71	Collins, La'el	T	6-4	323	26	5	Louisiana State	UDFA-'15
72	Frederick, Travis	C	6-4	320	28	7	Wisconsin	D1-'13
73	Looney, Joe	C	6-3	315	29	8	Wake Forest	UFA(Ten)-'16
75	Fleming, Cameron	T	6-5	320	27	6	Stanford	UFA(NE)-'18
76	Su'a-Filo, Xavier	G	6-4	312	28	6	UCLA	FA-'18
77	Smith, Tyron	T	6-5	320	29	9	Southern California	D1-'11
<b>DEFENSIVE LINE (10)</b>								
51	Hyder, Kerry	DE	6-2	275	28	4	Texas Tech	FA-'19
56	Jackson, Joe	DE	6-4	285	22	R	Miami	D5b-'19
58	Quinn, Robert	DE	6-4	260	29	9	North Carolina	T(Mia)-19
79	Bennett, Michael	DL	6-4	274	34	11	Texas A&M	T(NE)-'19
90	Lawrence, DeMarcus	DE	6-3	265	27	6	Boise State	D2-'14
92	Armstrong, Dorance	DE	6-4	262	22	2	Kansas	D4a-'18
95	Covington, Christian	DT	6-2	300	26	5	Rice	UFA(Hou)-'19
96	Collins, Maliek	DT	6-2	310	24	4	Nebraska	D3-'16
97	Hill, Trysten	DT	6-3	310	21	R	Central Florida	D2-'19
99	Woods, Antwaun	DT	6-1	310	26	2	Southern California	FA-'18
<b>LINEBACKERS (7)</b>								
48	Thomas, Joe	LB	6-1	233	28	5	South Carolina State	FA-'18
50	Lee, Sean	LB	6-2	245	33	10	Penn State	D2-'10
53	March, Justin	LB	5-11	232	26	5	Akron	FA-'17
54	Smith, Jaylon	LB	6-2	248	24	3	Notre Dame	D2-'16
55	Vander Esch, Leighton	LB	6-4	255	23	2	Boise State	D1-'18
57	Gifford, Luke	LB	6-3	245	24	R	Nebraska	UDFA-'19
59	Covington, Chris	LB	6-2	245	23	2	Indiana	D6a-'18
<b>DEFENSIVE BACKS (10)</b>								
23	Thompson, Darian	S	6-2	212	26	4	Boise State	FA-'18
24	Awuzie, Chidobe	CB	6-0	203	24	3	Colorado	D2-'17
25	Woods, Xavier	S	5-11	208	24	3	Louisiana Tech	D6a-'17
26	Jones, Josh	S	6-2	220	25	3	North Carolina State	FA-'19
27	Lewis, Jourdan	CB	5-10	195	24	3	Michigan	D3-'17
29	Goodwin, C.J.	CB	6-3	198	29	4	California (PA)	PS(Cin)-'18
31	Jones, Byron	CB	6-1	200	27	5	Connecticut	D1-'15
33	Burton, Deante	CB	6-2	205	25	2	Kansas State	PS(Ind)-'19
37	Wilson, Donovan	S	6-0	208	24	R	Texas A&M	D6-'19
38	Heath, Jeff	S	6-1	212	28	7	Saginaw Valley State	UDFA-'13
<b>SPECIALISTS (3)</b>								
3	Forbath, Kai	K	6-0	191	32	8	UCLA	FA-'19
6	Jones, Chris	P	6-0	205	30	8	Carson Newman	FA-'11
91	Ladouceur, Louis-Philippe	LS	6-5	256	38	15	California	FA-'05

# HOW THE COWBOYS WERE BUILT

YEAR	DRAFT PICKS (31)	FREE AGENTS (28)	TRADES/WAIVERS (6)	PRACTICE SQUAD (3)
2005		L. Ladouceur (FA-'05)		
2010	S. Lee (2nd)			
2011	T. Smith (1st)	C. Jones (FA-'11)		
2012	T. Crawford (3rd) *			
2013	T. Frederick (1st)	J. Heath (UDFA-'13)		
2014	Z. Martin (1st) D. Lawrence (2nd)			
2015	B. Jones (1st)			
2016	E. Elliott (1st) J. Smith (2nd) M. Collins (3rd) D. Prescott (4th) A. Brown (6th) * K. Frazier (6th) *			
2017	C. Awuzie (2nd) J. Lewis (3rd) X. Woods (6th) N. Brown (7th) Ω	B. Jarwin (UDFA-'17) J. March (FA-'17)		D. Ross (PS KC -'17) *
2018	L. Vander Esch (1st) C. Williams (2nd) * M. Gallup (3rd) D. Armstrong (4th) D. Schultz (4th-b) C. Covington (6th-a) C. Wilson (6th-b) *	J. Chunn (UDFA-'18) ^ C. Fleming (UFA NE -'18) D. Olumba (UDFA-'18) ^ X. Su'a-Filo (FA-'18) J. Thomas (FA-'18) D. Thompson (FA-'18) C. Wichmann (FA-'18) * A. Woods (FA-'18)	T. Austin (T LAR -'18) A. Cooper (T Oak -'18) J. Olawale (T Oak -'18) A. Redmond (W Buf -'18) *	C. Goodwin (PS Cin -'18)
2019	T. Hill (2nd) C. McGovern (3rd) ` T. Pollard (4th) J. Jackson (5th-b) D. Wilson (6th) J. Jelks (7th) * M. Weber (7th-a) ^	V. Bryant (FA-'19) R. Cobb (UFA GB -'19) K. Forbath (FA-'19) L. Gifford (UDFA-'19) C. Grayson (FA-'19) ^ M. Henry (FA-'19) ^ C. Hikutini (FA-'19) ^ K. Hyder (FA-'19) J. Johnson (UDFA-'19) * J. Jones (FA-'19) D. Smith (FA-'19) C. Thorson (FA-'19) ^ C. Westry (UDFA-'19) * D. White (D6a-16) ^ J. Witten (FA-'19)	M. Bennett (T NE -'19) R. Quinn (T Mia -19)	D. Burton (PS Ind -'19)

**Key:** \* Reserve/Injured, Ω Reserve/Physically Unable to Perform, ^ Practice Squad, ` Reserve/Injured – Returnable

CONTRACT STATUS					
PLAYER	SIGNED THROUGH	PLAYER	SIGNED THROUGH	PLAYER	SIGNED THROUGH
Dorance Armstrong	2021	Justin Hamilton	2020	Dak Prescott	2019
Tavon Austin	2019	Jeff Heath	2019	Robert Quinn	2019
Chidobe Awuzie	2020	Trysten Hill	2022	Adam Redmond *	2019
Michael Bennett	2019	Mitch Hyatt	2021	Daniel Ross *	2019
Anthony Brown *	2019	Kerry Hyder	2019	Cooper Rush	2019
Noah Brown Ω	2020	Joe Jackson	2022	Dalton Schultz	2021
Ventell Bryant	2020	Blake Jarwin	2019	Devin Smith *	2020
Deante Burton	2020	Jalen Jelks *	2022	Jaylon Smith	2025
Randall Cobb	2019	Jon'Vea Johnson *	2021	Tyron Smith	2023
La'el Collins	2024	Byron Jones	2019	Xavier Su'a-Filo	2019
Maliek Collins	2019	Chris Jones	2021	Joe Thomas	2019
Amari Cooper	2019	Josh Jones	2021	Darian Thompson	2019
Chris Covington	2021	Brandon Knight	2021	Leighton Vander Esch	2021
Christian Covington	2019	Louis-Philippe Ladouceur	2019	Chris Westry *	2021
Tyrone Crawford *	2020	DeMarcus Lawrence	2023	Cody Wichmann *	2020
Ezekiel Elliott	2026	Sean Lee	2019	Connor Williams *	2021
Cameron Fleming	2019	Jourdan Lewis	2020	Cedrick Wilson *	2020
Kai Forbath	2019	Joe Looney	2019	Donovan Wilson	2022
Kavon Frazier *	2019	Justin March	2019	Jason Witten	2019
Travis Frederick	2023	Zack Martin	2024	Antwaun Woods	2019
Michael Gallup	2021	Connor McGovern `	2022	Xavier Woods	2020
Luke Gifford	2021	Jamize Olawale	2019		
C.J. Goodwin	2019	Tony Pollard	2022		

# DALLAS COWBOYS CONTRACT ANALYSIS

OFFENSE		2019	2020	2021	2022	2023	2024	2025	2026
QB	Prescott, Dak		UFA						
	Rush, Cooper		RFA	UFA					
RB	Elliott, Ezekiel								UFA
	Olawale, Jamize		OPTION	OPTION	UFA				
	Pollard, Tony					UFA			
WR	Austin, Tavon		UFA						
	Brown, Noah#			UFA					
	Bryant, Ventell			ERFA	RFA	UFA			
	Cobb, Randall		UFA						
	Cooper, Amari		UFA						
	Gallup, Michael				UFA				
	Johnson, Jon'Vea*				RFA	UFA			
	Smith, Devin			UFA					
	Wilson, Cedrick*			RFA	UFA				
	Jarwin, Blake		RFA	UFA					
TE	Schultz, Dalton				UFA				
	Witten, Jason		UFA						
	Collins, La'el							UFA	
OL	Fleming, Cameron		OPTION	UFA					
	Frederick, Travis						UFA		
	Hyatt, Mitch				ERFA	RFA	UFA		
	Knight, Brandon				RFA	UFA			
	Looney, Joe		UFA						
	Martin, Zack							UFA	
	McGovern, Connor*					UFA			
	Redmond, Adam*		ERFA	RFA	UFA				
	Smith, Tyron						UFA		
	Su'a-Filo, Xavier		UFA						
	Wichmann, Cody*			UFA					
	Williams, Connor*				UFA				

DEFENSE		2019	2020	2021	2022	2023	2024	2025	2026
DL	Armstrong, Dorance				UFA				
	Bennett, Michael		FA						
	Collins, Maliek		UFA						
	Covington, Christian		UFA						
	Crawford, Tyrone			UFA					
	Hill, Trysten					UFA			
	Hyder, Kerry		UFA						
	Jackson, Joe					UFA			
	Jelks, Jalen*					UFA			
	Lawrence, Demarcus						UFA		
	Quinn, Robert		UFA						
	Ross, Daniel		RFA	UFA					
	Woods, Antwaun		ERFA	RFA	UFA				
	LB	Covington, Christian				RFA	UFA		
Gifford, Luke					RFA	UFA			
Lee, Sean			UFA						
March, Justin			UFA						
Smith, Jaylon									UFA
Thomas, Joe			UFA						
DB	Vander Esch, Leighton				OPTION	UFA			
	Awuzie, Chidobe			UFA					
	Brown, Anthony*		UFA						
	Burton, Deante		RFA	UFA					
	Frazier, Kavon*		UFA						
	Goodwin, C.J.		UFA						
	Heath, Jeff		UFA						
	Jones, Byron		UFA						
	Jones, Josh			UFA					
	Lewis, Jourdan			UFA					
	Powell, Tyvis*			UFA					
	Showers, Jameill*		ERFA	RFA	UFA				
	Thompson, Darian		UFA						
	Westry, Chris*				RFA	UFA			
	Wilson, Donovan					UFA			
Woods, Xavier			UFA						

SPECIAL TEAMS		2019	2020	2021	2022	2023	2024	2025	2026
ST	Forbath, Kai		UFA						
	Jones, Chris				UFA				
	Ladouceur, L.P.		UFA						

- Player is under contract for season
- Player will be an exclusive rights free agent
- Player will be an unrestricted free agent
- Player will be a restricted free agent
- Player has a club option available

\*Reserve/Injured    ^Reserve/Suspended    #Reserve/PUP    &Reserve/Did Not Report

## WHEN BUILT/WHEN THEY GOT TO COWBOYS

### 1st Round (9)

[9] Tyron Smith (2011)  
 [14] Robert Quinn (2011-StL)  
 [8] Tavon Austin (2013-StL)  
 [31] Travis Frederick (2013)  
 [16] Zack Martin (2014)  
 [4] Amari Cooper (2015-Oak)  
 [27] Byron Jones (2015)  
 [4] Ezekiel Elliott (2016)  
 [19] Leighton Vander Esch (2018)

### 2nd Round (10)

[55] Sean Lee (2010)  
 [64] Randall Cobb (2011-GB)  
 [33] Xavier Su'a-Filo (2014-Hou)  
 [34] DeMarcus Lawrence (2014)  
 [37] Devin Smith (2015-NYJ)  
 [34] Jaylon Smith (2016)  
 [60] Chidobe Awuzie (2017)  
 [61] Josh Jones (2017-GB)  
 [50] Connor Williams (2018)\*  
 [58] Trysten Hill (2019)

### 3rd Round (7)

[69] Jason Witten (2003)  
 [81] Tyrone Crawford (2012)\*  
 [67] Maliek Collins (2016)  
 [71] Darian Thompson (2016-NYG)  
 [92] Jourdan Lewis (2017)  
 [81] Michael Gallup (2018)  
 [90] Connor McGovern (2019)φ

### 4th Round (6)

[117] Joe Looney (2012-SF)  
 [140] Cameron Fleming (2014-NE)  
 [135] Dak Prescott (2016)  
 [116] Dorance Armstrong (2018)  
 [137] Dalton Schultz (2018)  
 [128] Tony Pollard (2019)

### 5th Round (3)

[191] Xavier Woods (2017)  
 [158] Mike Jackson (2019)^  
 [165] Joe Jackson (2019)

### 6th Round (6)

[216] Christian Covington (2015-Hou)  
 [189] Anthony Brown (2016)\*  
 [212] Kavon Frazier (2016)\*  
 [193] Chris Covington (2018)  
 [208] Cedrick Wilson (2018)\*  
 [213] Donovan Wilson (2019)

### 7th Round (3)

[239] Noah Brown (2017)Ω  
 [218] Mike Weber (2019)^  
 [241] Jalen Jelks (2019)\*

### Undrafted (20)

L.P. Ladouceur (2005-NO)  
 Michael Bennett (2009-Sea)  
 Kai Forbath (2011)  
 Chris Jones (2011)  
 Jamize Olawale (2012)  
 Jeff Heath (2013)  
 C.J. Goodwin (2014-Pit)  
 Kerry Hyder (2014-NYJ)  
 Joe Thomas (2014-GB)  
 La'el Collins (2015)  
 Justin March (2015-KC)  
 Adam Redmond (2016-Ind)\*  
 Antwaun Woods (2016-Ten)  
 Deante Burton (2017-Ind)  
 Blake Jarwin (2017)  
 Daniel Ross (2017-KC)\*  
 Cooper Rush (2017)  
 Ventell Bryant (2019-Cin)  
 Luke Gifford (2019)  
 Brandon Knight (2019)

# Unrestricted Free Agent    % Restricted Free Agent    / Undrafted Free Agent  
 ^ Practice Squad    \* Reserve/Injured    φ Reserve/Injured-Returnable    @ Reserve/Exempt  
 Ω Reserve/PUP or Reserve/NFI    - Reserve/Suspended    \$ Reserve/Did not Report

## WHEN THEY GOT TO THE COWBOYS

**2005 (1)**  
 Louis-Philippe Ladouceur, free agent

**2010 (1)**  
 Sean Lee, Round 2

**2011 (2)**  
 Tyron Smith, Round 1  
 Chris Jones, undrafted free agent

**2012 (1)**  
 Tyrone Crawford, Round 3\*

**2013 (2)**  
 Travis Frederick, Round 1  
 Jeff Heath, undrafted free agent

**2014 (2)**  
 Zack Martin, Round 1  
 DeMarcus Lawrence, Round 2

**2015 (2)**  
 Byron Jones, Round 1  
 La'el Collins, undrafted free agent

**2016 (7)**  
 Ezekiel Elliott, Round 1  
 Jaylon Smith, Round 2  
 Maliek Collins, Round 3  
 Dak Prescott, Round 4

**2016, cont.**  
 Anthony Brown, Round 6\*  
 Kavon Frazier, Round 6\*  
 Joe Looney, UFA (Ten)

**2017 (8)**  
 Chidobe Awuzie, Round 2  
 Jourdan Lewis, Round 3  
 Xavier Woods, Round 6  
 Noah Brown, Round 7 Ω  
 Justin March, FA  
 Blake Jarwin, undrafted free agent  
 Cooper Rush, undrafted free agent  
 Daniel Ross, practice squad (KC)\*

**2018 (18)**  
 Leighton Vander Esch, Round 1  
 Connor Williams, Round 2\*  
 Michael Gallup, Round 3  
 Dorance Armstrong, Round 4  
 Dalton Schultz, Round 4  
 Chris Covington, Round 6  
 Cedrick Wilson, Round 6\*  
 Cameron Fleming, UFA (NE)  
 Xavier Su'a-Filo, FA  
 Joe Thomas, FA  
 Darian Thompson, FA  
 Antwaun Woods, FA

**2018, cont.**  
 Tavon Austin, trade (LAR)  
 Amari Cooper, trade (Oak)  
 Jamize Olawale, trade (Oak)  
 Adam Redmond, waivers (Buffalo)\*  
 C.J. Goodwin, practice squad (Cin)

**2019 (20)**  
 Trysten Hill, Round 2  
 Connor McGovern, Round 3 φ  
 Tony Pollard, Round 4  
 Mike Jackson, Round 5^  
 Joe Jackson, Round 5  
 Donovan Wilson, Round 6  
 Mike Weber, Round 7^  
 Jalen Jelks, Round 7\*  
 Randall Cobb, UFA (GB)  
 Christian Covington, UFA (Hou)  
 Kai Forbath, FA  
 Kerry Hyder, FA  
 Josh Jones, FA  
 Devin Smith, FA  
 Jason Witten, FA  
 Michael Bennett, trade (NE)  
 Robert Quinn, trade (Mia)  
 Ventell Bryant, undrafted free agent  
 Luke Gifford, undrafted free agent  
 Brandon Knight, undrafted free agent  
 Deante Burton, practice squad (Ind)

## 2019 TRANSACTIONS BY DATE

Jan. 13..... Signed **Jake Campos, Jordan Chunn, Treston Decoud, Donovan Olumba, Kyle Queiro, Aziz Shittu and Cody Wichmann** to Reserve/Future list.

Jan. 18..... Signed **Devin Smith** to Reserve/Future list.

Feb. 7..... Signed **Reggie Davis**.

March 6..... Signed **Jason Witten**.

March 7..... Signed **Justin March-Lillard and Darian Thompson**.

March 8..... Signed **Daniel Ross** and exercised options on **Allen Hurns, Joe Looney and Joe Thomas**.

March 11... Signed **Codey McElroy**.

March 14... Signed **Christian Covington and Jamize Olawale**.

March 15... Signed **Cameron Fleming**.

March 19... Signed **Kerry Hyder and L.P. Ladouceur**.

March 20... Signed **Tavon Austin and Drew Scott**.

March 21... Signed **Randall Cobb**.

March 25... Signed **George Iloka**.

March 29... Acquired **Robert Quinn** in a trade with Miami and released **Marqueston Huff**.

April 5..... Signed **Casey Redfern**.

April 9..... Signed **DeMarcus Lawrence and Shakir Soto**.

April 10..... Waived **Parker Ehinger and Aziz Shittu**.

April 26..... Drafted **Trysten Hill and Connor McGovern**.

April 27..... Drafted **Tony Pollard, Mike Jackson, Joe Jackson, Donovan Wilson, Mike Weber, Jalen Jelks**.

May 10..... Signed **Larry Allen, Jr., Andrew Dowell, Luke Gifford, Jalen Guyton, Nate Hall, Mitch Hyatt, Jon'Vea Johnson, Brandon Knight, Justin Phillips, Derrick Puni, Ricky Walker, Chris Westry, Daniel Wise**.

June 19.... Waived **Justin Phillips**. Signed **Ryan Yurachek**.

July 24..... Released **Allen Hurns**. Signed **Taryn Christion**.

July 26..... Placed **Noah Brown, Tyrone Crawford, Byron Jones and DeMarcus Lawrence** on Active/PUP. Placed **Chris Covington** on Active/NFI. Placed **Ezekiel Elliott** on Reserve/Did Not Report.

July 30..... Signed **Alfred Morris**.

Aug. 1..... Waived **Larry Allen Jr.** Waived/Injured **Andrew Dowell**. Signed **Justin Phillips**.

Aug. 3..... Claimed **Tariq Cole** off waivers from Arizona.

Aug. 4..... Waived **Tariq Cole**.

Aug. 6..... Waived **Rico Gathers**. Signed **Lukayus McNeil and Tyvis Powell**.

Aug. 7..... Waived/Injured **Lance Lenoir and Derrick Puni**. Signed **Juwann Bushell-Beatty and Marcus Lucas**.

Aug. 21..... Signed **Jaylon Smith** to a five-year contract extension.

Aug. 31..... Waived **Juwan Bushell-Beatty, Jake Campos, Taryn Christion, Jordan Chunn, Chris Covington, Reggie Davis, Treston Decoud, Jalen Guyton, Nate Hall, Mitch Hyatt, Darius Jackson, Mike Jackson, Marcus Lucas, Lukayus McNeil, Donovan Olumba, Justin Phillips, Kyle Queiro, Kasey Redfern, Drew Scott, Shakir Soto, Ricky Walker, Mike Weber, Mike White, Cedrick Wilson, Daniel Wise and Ryan Yurachek**. Released **George Iloka**. Waived/Injured **Codey McElroy, Tyvis Powell** and **Jameill Showers**. Placed **Noah Brown** on Reserve/PUP and **Jalen Jelks, Jon'Vea Johnson, Daniel Ross**, and **Chris Westry** on Reserve/Injured. Placed **Robert Quinn** on Reserve/Suspended.

Sept. 2..... Signed **Ventell Bryant, Chris Covington, Cole Hikutini, Michael Jackson, Donovan Olumba, Clayton Thorson, Mike Weber, Cedrick Wilson and Daniel Wise** to the practice squad. Placed **Connor McGovern** on Reserve/Injured. Signed **Jordan Chunn**. Released **Rolando McClain**.

Sept. 3..... Signed **La'el Collins** to a five-year contract extension.

Sept. 4..... Signed **Ezekiel Elliott** to a six-year contract extension.

Sept. 7..... Released **Alfred Morris** and activated **Ezekiel Elliott** from Reserve/Exempt.

Sept. 10... Released **Jordan Chunn**.

Sept. 11... Activated **Chris Covington** from the practice squad and signed **Darius Jackson** to the practice squad.

Sept. 14... Waived **Chris Covington** and activated **Cedrick Wilson** from the practice squad.

Sept. 16... Released **Darius Jackson** from the practice squad and signed **Jordan Chunn** to the practice squad.

Sept. 18... Waived **Taco Charlton**.

Oct. 4..... Placed **Kavon Frazier** on Reserve/Injured. Activated **Ventell Bryant** from the practice squad and signed **Josh Jones** to the practice squad.

Oct. 16..... Placed **Tyrone Crawford** on Reserve/Injured. Signed **Justin Hamilton**.

Oct. 25..... Waived **Justin Hamilton**.

Oct. 26..... Acquired **Michael Bennett** in a trade with New England.

Oct. 31..... Signed **D.J. White** to the practice squad.

Nov. 16..... Placed **Adam Redmond** on Reserve/Injured. Activated **Josh Jones** from the practice squad.

Nov. 20..... Placed **Anthony Brown** on Reserve/Injured. Signed **Deante Burton** off Indianapolis practice squad. Signed **Marcus Henry** to the practice squad.

Dec. 2..... Placed **Connor Williams** on Reserve/Injured. Signed **Caleb Benenoch**.

Dec. 9..... Waived **Brett Maher**. Signed **Kai Forbath**.

Dec. 10.... Placed **Cedrick Wilson** on Reserve/Injured. Activated **Mitch Hyatt** from the practice squad.

Dec. 11..... Signed **Cyril Grayson** to the practice squad.

Dec. 14.... Released **Caleb Benenoch**. Activated **Chris Covington** from the practice squad.

## 2019 TRANSACTIONS BY PLAYER

### ALLEN, Jr., Larry - G/C

5/10.....Signed  
 8/1.....Waived  
**AUSTIN, Tavon - WR**  
 3/20.....Signed  
**BENENOCH, Caleb - G**  
 12/2.....Signed  
 12/14.....Waived  
**BENNETT, Michael - DL**  
 10/26.....Acquired in a trade with New England  
**BROWN, Anthony - CB**  
 11/20.....Placed on Reserve/Injured  
**BROWN, Noah - WR**  
 7/26.....Placed on Active/PUP  
 8/31.....Placed on Reserve/PUP  
**BRYANT, Ventell - WR**  
 9/2.....Signed to practice squad  
 10/4.....Activated  
**BURTON, Deante - CB**  
 11/20.....Signed off Indianapolis practice squad  
**BUSHELL-Beatty, Juwann - T**  
 8/7.....Signed  
 8/31.....Waived  
**CAMPOS, Jake - T**  
 1/13.....Signed to Reserve/Future  
 8/31.....Waived  
**CHARLTON, Taco - DE**  
 9/18.....Waived  
**CHUNN, Jordan - RB**  
 1/13.....Signed to Reserve/Future  
 8/31.....Waived  
 9/2.....Signed  
 9/10.....Released  
 9/16.....Signed to practice squad  
**CHRISTION, Taryn - QB**  
 7/24.....Signed  
 8/31.....Waived  
**COBB, Randall - WR**  
 3/21.....Signed  
**COLE, Tariq - G**  
 8/3.....Claimed off waivers from Arizona.  
 8/4.....Waived  
**COLLINS, La'el - T**  
 9/3.....Signed a five-year extension  
**COVINGTON, Chris - LB**  
 7/26.....Placed on Active/NFI  
 8/31.....Waived  
 9/2.....Signed to practice squad  
 9/11.....Activated from practice squad  
 9/14.....Waived  
 9/17.....Signed to practice squad  
 12/14.....Activated  
**COVINGTON, Christin - DE**  
 3/14.....Signed  
**CRAWFORD, Tyrone - DE**  
 7/26.....Placed on Active/PUP  
 10/16.....Placed on Reserve/Injured  
**DAVIS, Reggie - WR**  
 2/7.....Signed  
 8/31.....Waived  
**DECOUD, Treston - DB**  
 1/13.....Signed to Reserve/Future  
 8/31.....Waived  
**DOWELL, Andrew, LB**  
 5/10.....Signed  
 8/1.....Waived/Injured  
**EHINGER, Parker - G**  
 4/10.....Waived  
**ELLIOTT, Ezekiel - RB**  
 7/26.....Placed on Reserve/Did Not Report  
 9/4.....Signed a six-year extension  
 9/7.....Activated from Reserve/Exempt  
**FLEMING, Cameron - T**  
 3/15.....Signed  
**FORBATH, Kai - K**  
 Dec. 9...Signed  
**FRAZIER, Kavon - S**  
 10/4.....Placed on Reserve/Injured  
**GATHERS, Rico - TE**  
 Aug. 6...Waived  
**GIFFORD, Luke - LB**  
 5/10.....Signed  
**GRAYSON, Cyril - WR**  
 10/11.....Signed to practice squad

### GUYTEN, Jalen - WR

5/10.....Signed  
 8/31.....Waived  
**HALL, Nate - LB**  
 5/10.....Signed  
 8/31.....Waived  
**HAMILTON, Justin - DT**  
 10/16.....Signed  
 10/25.....Waived  
**HENRY, Marcus - C**  
 11/20.....Signed to practice squad  
**HIKUTINI, Cole - TE**  
 9/2.....Signed to practice squad  
**HILL, Trysten - DT**  
 4/26.....Drafted in the second round  
**HURNS, Allen - WR**  
 3/8.....Exercised option  
 7/24.....Released  
**HYATT, Mitch - T**  
 5/10.....Signed  
 8/31.....Waived  
 9/2.....Signed to practice squad  
 10/10.....Activated  
**HUFF, Marqueston - CB**  
 3/29.....Released  
**HYDER, Kerry - DE**  
 3/19.....Signed  
**ILOKA, George - S**  
 3/25.....Signed  
 8/31.....Released  
**JACKSON, Darius - RB**  
 8/11.....Waived  
 9/11.....Signed to practice squad  
 9/16.....Released  
**JACKSON, Joe - DE**  
 4/27.....Drafted in the fifth round  
**JACKSON, Mike - CB**  
 4/27.....Drafted in the fifth round  
 8/31.....Waived  
 9/2.....Signed to practice squad  
**JELKS, Jalen - DE**  
 4/27.....Drafted in the seventh round  
 8/31.....Placed on Reserve/Injured  
**JONES, Byron - CB**  
 7/26.....Placed on Active/PUP  
**JONES, Josh - S**  
 10/4.....Signed to practice squad  
 11/16.....Activated  
**JOHNSON, John'Vea - WR**  
 5/10.....Signed  
 8/31.....Placed on Reserve/Injured  
**KNIGHT, Brandon - T**  
 5/10.....Signed  
**LADOUCEUR, L.P. - LS**  
 3/19.....Signed  
**LAWRENCE, DeMarcus - DE**  
 4/9.....Signed a six-year extension  
 7/26.....Placed on Active/PUP  
**LENOIR, Lance - WR**  
 8/7.....Waived/Injured  
**LOONEY, Joe - C**  
 3/8.....Exercised option  
**LUCAS, Marcus - TE**  
 8/7.....Signed  
 8/31.....Waived  
**MAHER, Brett - K**  
 Dec. 9...Waived  
**MARCH-LILLARD, Justin - LB**  
 3/7.....Signed  
**McCLAIN, Rolando - LB**  
 9/2.....Released  
**McELROY, Codey - TE**  
 3/11.....Signed  
 8/31.....Waived/Injured  
**McGOVERN, Connor - G/C**  
 4/26.....Drafted in the third round  
 9/2.....Placed on Reserve/Injured  
**McNEIL, Lukyaus - T**  
 Aug. 6...Signed  
 8/31.....Waived  
**MORRIS, Alfred - RB**  
 7/30.....Signed  
 9/7.....Released  
**OLAWALE, Jamize - FB**  
 3/14.....Signed

### OLUMBA, Donovan - DB

1/13.....Signed to Reserve/Future  
 8/31.....Waived  
 9/2.....Signed to practice squad  
**PHILLIPS, Justin - LB**  
 5/10.....Signed  
 6/19.....Waived  
 8/1.....Signed  
 8/31.....Waived  
**POLLARD, Tony - RB**  
 4/27.....Drafted in the fourth round  
**POWELL, Tyvis - CB**  
 Aug. 6...Signed  
 8/31.....Waived/Injured  
**PUNI, Derrick - T**  
 5/10.....Signed  
 8/7.....Waived/Injured  
**QUEIRO, Kyle - LB**  
 1/13.....Signed to Reserve/Future  
 8/31.....Waived  
**QUINN, Robert - DE**  
 3/29.....Acquired in a trade with Miami  
 8/31.....Reserve/Suspended  
**REDFERN, Casey - P**  
 4/5.....Signed  
 8/31.....Waived  
**REDMOND, Adam - C**  
 11/16.....Placed on Reserve/Injured  
**ROSS, Daniel - DT**  
 3/8.....Signed  
 8/31.....Reserve/Injured  
**SCOTT, Drew - LS**  
 3/20.....Signed  
 8/31.....Waived  
**SHITTU, Aziz - DT**  
 1/13.....Signed to Reserve/Future  
 4/10.....Waived  
**SHOWERS, Jameill - S**  
 8/31.....Waived/Injured  
**SOTO, Shakir - DT**  
 4/9.....Signed  
 8/31.....Waived  
**SMITH, Devin - WR**  
 1/18.....Signed to Reserve/Future  
**SMITH, Jaylon - LB**  
 8/17.....Signed a five-year extension  
**THOMAS, Joe - LB**  
 3/8.....Exercised option  
**THOMPSON, Darian - S**  
 3/7.....Signed  
**THORSON, Clayton - QB**  
 9/2.....Signed to practice squad  
**WALKER, Ricky - DT**  
 5/10.....Signed  
 8/31.....Waived  
**WICHMANN, Cody - G**  
 1/13.....Signed to Reserve/Future  
 8/31.....Reserve/Injured  
**WEBER, Mike - RB**  
 4/27.....Drafted in the seventh round  
 8/31.....Waived  
 9/2.....Signed to practice squad  
**WESTRY, Chris - CB**  
 5/10.....Signed  
 8/31.....Reserve/Injured  
**WHITE, D.J. - CB**  
 10/31.....Signed to practice squad  
**WHITE, Mike - QB**  
 8/31.....Waived  
**WILLIAMS, Connor - G**  
 12/2.....Placed on Reserve/Injured  
**WILSON, Cedrick - WR**  
 8/31.....Waived  
 9/2.....Signed to practice squad  
 9/14.....Activated from practice squad  
 10/10.....Placed on Reserve/Injured  
**WILSON, DONOVAN - S**  
 4/27.....Drafted in the sixth round  
**WISE, Daniel - DT**  
 5/10.....Signed  
 8/31.....Waived  
 9/2.....Signed to practice squad  
**WITTEN, Jason - TE**  
 3/6.....Signed  
**YURACHEK, Ryan - FB**  
 6/19.....Signed  
 8/31.....Waived



# **TEAM AND INDIVIDUAL STATS**



## 2019 GAME-BY-GAME SCORING

DATE	OPPONENT	W/L/T	COWBOYS						OPPONENTS						POINT	OVERALL
			1ST	2ND	3RD	4TH	OT	TOTAL	1ST	2ND	3RD	4TH	OT	TOTAL	DIFF	RECORD
9/8	N.Y. Giants	W	7	14	14	0	-	35	7	0	3	7	-	17	18	1-0
9/15	at Washington	W	0	14	7	10	-	31	0	7	7	7	-	21	10	2-0
9/22	Miami	W	10	0	14	7	-	31	3	3	0	0	-	6	25	3-0
9/29	at New Orleans	L	3	0	7	0	-	10	0	9	0	3	-	12	-2	3-1
10/6	Green Bay	L	0	0	10	14	-	24	14	3	14	3	-	34	-10	3-2
10/13	at N.Y. Jets	L	0	6	3	13	-	22	7	14	0	3	-	24	-2	3-3
10/20	Philadelphia	W	14	13	0	10	-	37	7	0	3	0	-	10	27	4-3
11/4	at N.Y. Giants	W	3	10	3	21	-	37	3	9	3	3	-	18	19	5-3
11/10	Minnesota	L	0	14	7	3	-	24	14	3	11	0	-	28	-4	5-4
11/17	at Detroit	W	3	21	3	8	-	35	7	7	7	6	-	27	8	6-4
11/24	at New England	L	0	6	0	3	-	9	7	3	0	3	-	13	-4	6-5
11/28	Buffalo	L	7	0	0	8	-	15	0	13	10	3	-	26	-11	6-6
12/5	at Chicago	L	7	0	0	17	-	24	0	17	7	7	-	31	-7	6-7
12/15	L.A. Rams	W	7	21	3	13	-	44	0	7	0	14	-	21	23	7-7
12/22	at Philadelphia															
12/29	Washington															
<b>2018 TOTALS:</b>		<b>7-7</b>	<b>61</b>	<b>119</b>	<b>71</b>	<b>127</b>	<b>--</b>	<b>378</b>	<b>69</b>	<b>95</b>	<b>65</b>	<b>59</b>	<b>--</b>	<b>288</b>	<b>90</b>	<b>7-7</b>
<b>AVG/GAME:</b>			<b>4.4</b>	<b>8.5</b>	<b>5.1</b>	<b>9.1</b>	<b>--</b>	<b>27.0</b>	<b>4.9</b>	<b>6.8</b>	<b>4.6</b>	<b>4.2</b>	<b>--</b>	<b>20.6</b>	<b>6.4</b>	

## 2019 INDIVIDUAL RUSHING

		EZEKIEL ELLIOTT					TONY POLLARD					DAK PRESCOTT				
DATE	OPP.	NO.	YDS	AVG	LG	TD	NO.	YDS	AVG	LG	TD	NO.	YDS	AVG	LG	TD
9/8	N.Y. Giants	13	53	4.1	10t	1	13	24	1.8	6	0	4	12	3.0	8	0
9/15	at Washington	23	111	4.8	27	1	4	22	5.5	10	0	5	69	13.8	42	0
9/22	Miami	19	125	6.6	18	0	13	103	7.9	28	1	2	7	3.5	8t	1
9/29	at New Orleans	18	35	1.9	6	1						1	7	7.0	7	0
10/6	Green Bay	12	62	5.2	14	1	4	19	4.8	7	0	4	27	6.8	14	0
10/13	at N.Y. Jets	28	105	3.8	13	1	3	13	4.3	10	0	3	11	3.7	8	1
10/20	Philadelphia	22	111	5.0	16	1	8	28	3.5	11	0	5	30	6.0	8t	1
11/4	at N.Y. Giants	23	139	6.0	19	0	3	21	7.0	10	0	3	12	4.0	11	0
11/10	Minnesota	20	47	2.4	6	0	1	-4	-4.0	-4	0					
11/17	at Detroit	16	45	2.8	8	1	2	12	6.0	7	0	6	18	3.0	9	0
11/24	at New England	21	86	4.1	12	0	4	19	4.8	8	0	1	4	4.0	4	0
11/28	Buffalo	12	71	5.9	30	0	3	7	2.3	4	0	4	25	6.3	10	0
12/5	at Chicago	19	81	4.3	31	2						3	1	0.3	1	0
12/15	L.A. Rams	24	117	4.9	15	2	12	131	10.9	44t	1	7	12	1.7	7	0
12/22	at Philadelphia															
12/29	Washington															
<b>2019 TOTALS</b>		<b>270</b>	<b>1,188</b>	<b>4.4</b>	<b>31</b>	<b>11</b>	<b>70</b>	<b>395</b>	<b>5.6</b>	<b>44t</b>	<b>2</b>	<b>48</b>	<b>235</b>	<b>4.9</b>	<b>42</b>	<b>3</b>
<b>CAREER TOTALS</b>		<b>1138</b>	<b>5,236</b>	<b>4.6</b>	<b>60t</b>	<b>39</b>	<b>70</b>	<b>395</b>	<b>5.6</b>	<b>44t</b>	<b>2</b>	<b>237</b>	<b>1,179</b>	<b>5.0</b>	<b>42</b>	<b>21</b>

		TAVON AUSTIN					RANDALL COBB				
DATE	OPP.	NO.	YDS	AVG	LG	TD	NO.	YDS	AVG	LG	TD
9/8	N.Y. Giants										
9/15	at Washington						2	11	5.5	7	0
9/22	Miami										
9/29	at New Orleans	1	3	3.0	3	0					
10/6	Green Bay	1	14	14.0	14	0					
10/13	at N.Y. Jets										
10/20	Philadelphia	1	20	20.0	20t	1					
11/4	at N.Y. Giants						1	0	0.0	-	0
11/10	Minnesota	1	7	7.0	7	0					
11/17	at Detroit										
11/24	at New England										
11/28	Buffalo										
12/5	at Chicago										
12/15	L.A. Rams	2	3	1.5	2	0					
12/22	at Philadelphia										
12/29	Washington										
<b>2019 TOTALS</b>		<b>6</b>	<b>47</b>	<b>7.8</b>	<b>20t</b>	<b>1</b>	<b>3</b>	<b>11</b>	<b>3.7</b>	<b>7</b>	<b>0</b>
<b>CAREER TOTALS</b>		<b>196</b>	<b>1,340</b>	<b>6.8</b>	<b>65t</b>	<b>10</b>	<b>62</b>	<b>363</b>	<b>5.9</b>	<b>67</b>	<b>0</b>

## 2019 INDIVIDUAL RECEIVING

		AMARI COOPER					MICHAEL GALLUP					RANDALL COBB					JASON WITTEN				
DATE	OPP.	NO.	YDS	AVG	LG	TD	NO.	YDS	AVG	LG	TD	NO.	YDS	AVG	LG	TD	NO.	YDS	AVG	LG	TD
9/8	N.Y. Giants	6	106	17.7	45	1	7	158	22.6	62	0	4	69	17.3	25t	1	3	15	5.0	6	1
9/15	at Washington	4	44	11.0	18	1	6	68	11.3	16	0	5	24	4.8	9	0	4	25	6.3	18	1
9/22	Miami	6	88	14.7	37	2	<i>INACTIVE/INJURED - KNEE</i>					2	23	11.5	20	0	3	54	18.0	33	0
9/29	at New Orleans	5	48	9.6	14	0	<i>INACTIVE/INJURED - KNEE</i>					3	41	13.7	32	0	4	50	12.5	16	0
10/6	Green Bay	11	226	20.5	53t	1	7	113	16.1	40t	1	3	53	17.7	25	0	3	29	9.7	13	0
10/13	at N.Y. Jets	1	3	3.0	3	0	4	48	12.0	17	0	<i>INACTIVE/INJURED - BACK</i>					5	57	11.4	20	0
10/20	Philadelphia	5	106	21.2	44	0	3	34	11.3	14	0	2	29	14.5	15	0	4	33	8.3	10	0
11/4	at N.Y. Giants	4	80	20.0	45t	1	2	33	16.5	18	1	6	35	5.8	10	0	8	58	7.3	12	0
11/10	Minnesota	11	147	13.4	20	1	4	76	19.0	25	1	6	106	17.7	24	1	2	17	8.5	9	0
11/17	at Detroit	3	38	12.7	16	0	9	148	16.4	41	0	4	115	28.8	49	1	5	33	6.6	11	0
11/24	at New England	4	55	13.8	22	0	4	55	13.8	22	0	4	86	21.5	59	0	1	5	5.0	5	0
11/28	Buffalo	8	85	10.6	17	0	3	63	21.0	35	0	3	53	17.7	23	0	6	42	7.0	9	1
12/5	at Chicago	6	83	13.8	27	1	6	109	18.2	24	0	2	43	21.5	35	0	5	37	7.4	14	0
12/15	L.A. Rams	1	19	19.0	19	0	1	6	6.0	6	0	1	-3	-3.0	-3	0	4	36	9.0	19t	1
12/22	at Philadelphia																				
12/29	Washington																				
<b>2019 TOTALS</b>		<b>71</b>	<b>1,073</b>	<b>15.1</b>	<b>53t</b>	<b>8</b>	<b>56</b>	<b>911</b>	<b>16.3</b>	<b>62</b>	<b>3</b>	<b>45</b>	<b>674</b>	<b>15.0</b>	<b>59</b>	<b>3</b>	<b>57</b>	<b>491</b>	<b>8.6</b>	<b>33</b>	<b>4</b>
<b>CAREER TOTALS</b>		<b>349</b>	<b>4,981</b>	<b>14.3</b>	<b>90t</b>	<b>33</b>	<b>89</b>	<b>1,418</b>	<b>15.9</b>	<b>62</b>	<b>5</b>	<b>515</b>	<b>6,198</b>	<b>12.0</b>	<b>75t</b>	<b>44</b>	<b>1209</b>	<b>12,939</b>	<b>10.7</b>	<b>69</b>	<b>72</b>

		EZEKIEL ELLIOTT					BLAKE JARWIN					TAVON AUSTIN					DEVIN SMITH				
DATE	OPP.	NO.	YDS	AVG	LG	TD	NO.	YDS	AVG	LG	TD	NO.	YDS	AVG	LG	TD	NO.	YDS	AVG	LG	TD
9/8	N.Y. Giants	1	10	10.0	10	0	3	39	13.0	28t	1	1	8	8.0	8	0					
9/15	at Washington	2	9	4.5	9	0	1	22	22.0	22	0	<i>INACTIVE/INJURED - CONCUSSION</i>					3	74	24.7	51t	1
9/22	Miami	2	14	7.0	12	0	1	3	3.0	3	0	<i>INACTIVE/INJURED - CONCUSSION</i>					2	39	19.5	33	0
9/29	at New Orleans	6	30	5.0	9	0	3	49	16.3	35	0	1	5	5.0	5	0					
10/6	Green Bay	2	29	14.5	27	0						1	13	13.0	13	0					<i>INACTIVE</i>
10/13	at N.Y. Jets	5	48	9.6	16	0	2	6	3.0	5	0	5	64	12.8	23	0					<i>INACTIVE</i>
10/20	Philadelphia	6	36	6.0	9	0	1	1	1.0	1t	1										<i>INACTIVE</i>
11/4	at N.Y. Giants						1	42	42.0	42t	1										<i>INACTIVE</i>
11/10	Minnesota	2	16	8.0	12	0	3	35	11.7	26	0										<i>INACTIVE</i>
11/17	at Detroit	2	28	14.0	17t	1	2	38	19.0	23	0										<i>INACTIVE</i>
11/24	at New England	4	40	10.0	19	0	3	17	5.7	8	0										<i>INACTIVE</i>
11/28	Buffalo	7	66	9.4	20	0	2	9	4.5	10	0	2	22	11.0	12	0					<i>INACTIVE</i>
12/5	at Chicago	2	12	6.0	9	0	6	50	8.3	12	0										<i>INACTIVE</i>
12/15	L.A. Rams	3	43	14.3	26	0	2	40	20.0	20	0	1	59	59.0	59t	1					<i>INACTIVE</i>
12/22	at Philadelphia																				
12/29	Washington																				
<b>2019 TOTALS</b>		<b>44</b>	<b>381</b>	<b>8.7</b>	<b>27</b>	<b>1</b>	<b>30</b>	<b>351</b>	<b>11.7</b>	<b>42t</b>	<b>3</b>	<b>11</b>	<b>171</b>	<b>15.5</b>	<b>59t</b>	<b>1</b>	<b>5</b>	<b>113</b>	<b>22.6</b>	<b>51t</b>	<b>1</b>
<b>CAREER TOTALS</b>		<b>179</b>	<b>1,580</b>	<b>8.8</b>	<b>83t</b>	<b>7</b>	<b>57</b>	<b>658</b>	<b>11.5</b>	<b>42t</b>	<b>6</b>	<b>213</b>	<b>2,000</b>	<b>9.4</b>	<b>81t</b>	<b>15</b>	<b>15</b>	<b>248</b>	<b>16.5</b>	<b>51t</b>	<b>2</b>

		TONY POLLARD					CEDRICK WILSON					VENTELL BRYANT					DALTON SCHULTZ					
DATE	OPP.	NO.	YDS	AVG	LG	TD	NO.	YDS	AVG	LG	TD	NO.	YDS	AVG	LG	TD	NO.	YDS	AVG	LG	TD	
9/8	N.Y. Giants						<i>PRACTICE SQUAD</i>					<i>PRACTICE SQUAD</i>										
9/15	at Washington	1	3	3.0	3	0						<i>PRACTICE SQUAD</i>										
9/22	Miami	3	25	8.3	12	0						<i>PRACTICE SQUAD</i>										
9/29	at New Orleans											<i>PRACTICE SQUAD</i>										
10/6	Green Bay						<i>INACTIVE</i>															
10/13	at N.Y. Jets						5	46	9.2	14	0						1	6	6.0	6	0	
10/20	Philadelphia																					
11/4	at N.Y. Giants	1	9	9.0	9	0	<i>INACTIVE</i>															
11/10	Minnesota						<i>INACTIVE</i>															
11/17	at Detroit	4	44	11.0	21t	1	<i>INACTIVE</i>															
11/24	at New England	3	9	3.0	8	0	<i>INACTIVE</i>															
11/28	Buffalo						<i>INACTIVE</i>					1	15	15.0	15t	1						
12/5	at Chicago	<i>INACTIVE/INJURED - ANKLE</i>																				
12/15	L.A. Rams	2	12	6.0	8	0	<i>RESERVE/INJURED</i>															
12/22	at Philadelphia																					
12/29	Washington																					
<b>2019 TOTALS</b>		<b>14</b>	<b>102</b>	<b>7.3</b>	<b>21t</b>	<b>1</b>	<b>5</b>	<b>46</b>	<b>9.2</b>	<b>14</b>	<b>0</b>	<b>1</b>	<b>15</b>	<b>15.0</b>	<b>15t</b>	<b>1</b>	<b>1</b>	<b>6</b>	<b>6.0</b>	<b>6</b>	<b>0</b>	
<b>CAREER TOTALS</b>		<b>14</b>	<b>102</b>	<b>7.3</b>	<b>21t</b>	<b>1</b>	<b>5</b>	<b>46</b>	<b>9.2</b>	<b>14</b>	<b>0</b>	<b>1</b>	<b>15</b>	<b>15.0</b>	<b>15t</b>	<b>1</b>	<b>13</b>	<b>122</b>	<b>9.4</b>	<b>17</b>	<b>0</b>	

# 2019 INDIVIDUAL PASSING

		DAK PRESCOTT												RANDALL COBB											
DATE	OPP.	ATT	CMP	YDS	CMP%	Y/A	TD	TD%	INT	INT%	LG	SK/YD	RATE	ATT	CMP	YDS	CMP%	Y/A	TD	TD%	INT	INT%	LG	SK/YDRATE	
9/8	N.Y. Giants	32	25	405	78.1	12.7	4	12.5	0	0.0	62	0/0	158.3												
9/15	at Washington	30	26	269	86.7	9.0	3	10.0	1	3.3	51t	1/8	123.5												
9/22	Miami	32	19	246	59.4	7.7	2	6.3	1	3.1	37	1/5	91.4												
9/29	at New Orleans	33	22	223	66.7	6.8	0	0.0	1	3.0	35	1/11	73.2												
10/6	Green Bay	44	27	463	61.4	10.5	2	4.5	3	6.8	53t	3/22	83.8												
10/13	at N.Y. Jets	40	28	278	70.0	7.0	0	0.0	0	0.0	23	1/8	89.4												
10/20	Philadelphia	27	21	239	77.8	8.9	1	3.7	1	3.7	44	3/26	100.5												
11/4	at N.Y. Giants	35	22	257	62.9	7.3	3	8.6	1	2.9	45t	0/0	101.7												
11/10	Minnesota	46	28	397	60.9	8.6	3	6.5	1	2.2	26	1/4	101.4	1	0	0	0.0	0.0	0	0.0	0	0.0	-	0/0	39.6
11/17	at Detroit	46	29	444	63.0	9.7	3	6.5	0	0.0	49	1/10	116.6												
11/24	at New England	33	19	212	57.6	6.4	0	0.0	1	3.0	59	0/0	64.2												
11/28	Buffalo	49	32	355	65.3	7.2	2	4.1	1	2.0	35	4/32	91.8												
12/5	at Chicago	49	27	334	55.1	6.8	1	2.0	0	0.0	35	2/8	83.2												
12/15	L.A. Rams	23	15	212	65.2	9.2	2	8.7	0	0.0	59t	0/0	123.8												
12/22	at Philadelphia																								
12/29	Washington																								
<b>2019 TOTALS</b>		<b>519</b>	<b>340</b>	<b>4,334</b>	<b>65.5</b>	<b>8.4</b>	<b>26</b>	<b>5.0</b>	<b>11</b>	<b>2.1</b>	<b>62</b>	<b>18/134</b>	<b>99.3</b>	<b>1</b>	<b>0</b>	<b>0</b>	<b>0.0</b>	<b>0.0</b>	<b>0</b>	<b>0.0</b>	<b>0</b>	<b>0.0</b>	<b>0</b>	<b>0/0</b>	<b>39.6</b>
<b>CAREER TOTALS</b>		<b>1,994</b>	<b>1,315</b>	<b>15,210</b>	<b>65.9</b>	<b>7.6</b>	<b>93</b>	<b>4.7</b>	<b>36</b>	<b>1.8</b>	<b>90t</b>	<b>131/809</b>	<b>96.8</b>	<b>3</b>	<b>1</b>	<b>10</b>	<b>33.3</b>	<b>3.3</b>	<b>0</b>	<b>0.0</b>	<b>0</b>	<b>0.0</b>	<b>10</b>	<b>0/0</b>	<b>43.8</b>

		COOPER RUSH											
DATE	OPP.	ATT	CMP	YDS	CMP%	Y/A	TD	TD%	INT	INT%	LG	SK/YDRATE	
9/8	N.Y. Giants												
9/15	at Washington												
9/22	Miami												
9/29	at New Orleans												
10/6	Green Bay												
10/13	at N.Y. Jets												
10/20	Philadelphia												
11/4	at N.Y. Giants												
11/10	Minnesota												
11/17	at Detroit												
11/24	at New England												
11/28	Buffalo												
12/5	at Chicago												
12/15	L.A. Rams												
12/22	at Philadelphia												
12/29	Washington												
<b>2019 TOTALS</b>		<b>0</b>	<b>0</b>	<b>0</b>	<b>0.0</b>	<b>0.0</b>	<b>0</b>	<b>0</b>	<b>0</b>	<b>0</b>	<b>--</b>	<b>0/0</b>	<b>0.0</b>
<b>CAREER TOTALS</b>		<b>3</b>	<b>1</b>	<b>2</b>	<b>33.3</b>	<b>0.7</b>	<b>0</b>	<b>0.0</b>	<b>0</b>	<b>0.0</b>	<b>2</b>	<b>0/0</b>	<b>42.4</b>

## 2019 INDIVIDUAL PUNTING

### CHRIS JONES

DATE	OPP.	NO.	YDS	AVG	TB	IN 20	LG	BLK	RET YDS	NET
9/8	N.Y. Giants	4	165	41.3	0	2	50	0	7	39.5
9/15	at Washington	2	101	50.5	0	0	52	0	9	46.0
9/22	Miami	3	133	44.3	0	1	48	0	1	44.0
9/29	at New Orleans	4	181	45.3	1	1	58	0	23	34.5
10/6	Green Bay	3	100	33.3	0	2	34	0	0	33.3
10/13	at N.Y. Jets	3	137	45.7	0	2	55	0	22	38.3
10/20	Philadelphia	3	127	42.3	0	2	54	0	8	39.7
11/4	at N.Y. Giants	2	80	40.0	0	1	46	0	15	32.5
11/10	Minnesota	2	72	36.0	0	2	38	0	0	36.0
11/17	at Detroit	3	124	41.3	0	1	50	0	35	29.7
11/24	at New England	4	160	40.0	0	0	49	1	0	32.0
11/28	Buffalo	2	81	40.5	0	2	41	0	0	40.5
12/5	at Chicago	5	224	44.8	0	0	49	0	33	38.2
12/15	L.A. Rams	2	95	47.5	0	1	48	0	0	47.5
12/22	at Philadelphia									
12/29	Washington									
<b>2019 TOTALS</b>		<b>42</b>	<b>1,780</b>	<b>42.4</b>	<b>1</b>	<b>17</b>	<b>58</b>	<b>1</b>	<b>153</b>	<b>37.4</b>
<b>CAREER TOTALS</b>		<b>451</b>	<b>20,157</b>	<b>44.7</b>	<b>22</b>	<b>181</b>	<b>66</b>	<b>4</b>	<b>1,438</b>	<b>40.2</b>

## 2019 INDIVIDUAL FIELD GOALS

### BRETT MAHER

DATE	OPP.	0-19	20-29	30-39	40-49	50+	TOTAL	YARDS	FGM	FGA	PCT	LG
9/8	N.Y. Giants											
9/15	at Washington	0/0	1/1	0/0	0/0	0/0	1/1	(25)	1	1	100.0%	25
9/22	Miami	0/0	1/1	0/0	0/0	0/1	1/2	(28,55M)	1	2	50.0%	28
9/29	at New Orleans	0/0	1/1	0/0	0/0	0/0	1/1	(28)	1	1	100.0%	28
10/6	Green Bay	0/0	0/0	1/2	0/0	0/1	1/3	(36,54M,33M)	1	3	33.3%	36
10/13	at N.Y. Jets	0/0	0/0	1/1	0/1	2/2	3/4	(50,62,32,40M)	3	4	75.0%	62
10/20	Philadelphia	0/0	2/2	0/0	0/0	1/1	3/3	(26,63,29)	3	3	100.0%	63
11/4	at N.Y. Giants	0/0	1/1	1/1	0/0	1/2	3/4	(35,52,28,54M)	3	4	75.0%	52
11/10	Minnesota	0/0	1/1	0/0	0/0	0/1	1/2	(23,57M)	1	2	50.0%	23
11/17	at Detroit	0/0	0/0	2/2	0/0	0/0	2/2	(30,34)	2	2	100.0%	34
11/24	at New England	0/0	2/2	0/0	1/2	0/0	3/4	(46,27,29,46M)	3	4	75.0%	46
11/28	Buffalo	0/0	0/0	0/1	0/1	0/0	0/2	(47M,35B)	0	2	0.0%	0
12/5	at Chicago	0/0	0/0	1/1	0/1	0/0	1/2	(31,42M)	1	2	50.0%	31
12/15	L.A. Rams	NOT ON ROSTER										
12/22	at Philadelphia	NOT ON ROSTER										
12/29	Washington	NOT ON ROSTER										
<b>2019 TOTALS</b>		<b>0/0</b>	<b>9/9</b>	<b>6/8</b>	<b>1/5</b>	<b>4/8</b>	<b>20/30</b>		<b>20</b>	<b>30</b>	<b>66.7%</b>	<b>63</b>
<b>CAREER TOTALS</b>		<b>0/0</b>	<b>19/19</b>	<b>12/16</b>	<b>8/16</b>	<b>10/15</b>	<b>49/66</b>		<b>49</b>	<b>66</b>	<b>74.2%</b>	<b>63</b>

### KAI FORBATH

DATE	OPP.	0-19	20-29	30-39	40-49	50+	TOTAL	YARDS	FGM	FGA	PCT	LG
9/8	N.Y. Giants											
9/15	at Washington											
9/22	Miami											
9/29	at New Orleans											
10/6	Green Bay											
10/13	at N.Y. Jets											
10/20	Philadelphia											
11/4	at N.Y. Giants											
11/10	Minnesota											
11/17	at Detroit											
11/24	at New England											
11/28	Buffalo											
12/5	at Chicago											
12/15	L.A. Rams	0/0	0/0	0/0	2/2	1/1	3/3	(50,42,42)	3	3	100.0%	50
12/22	at Philadelphia											
12/29	Washington											
<b>2019 TOTALS</b>		<b>0/0</b>	<b>0/0</b>	<b>0/0</b>	<b>2/2</b>	<b>1/1</b>	<b>3/3</b>		<b>3</b>	<b>3</b>	<b>100.0%</b>	<b>50</b>
<b>CAREER TOTALS</b>		<b>0/0</b>	<b>35/37</b>	<b>39/44</b>	<b>38/44</b>	<b>12/19</b>	<b>124/144</b>		<b>124</b>	<b>144</b>	<b>86.1%</b>	<b>59</b>

## 2019 INDIVIDUAL PUNT RETURNS

		TAVON AUSTIN						RANDALL COBB						CEDRICK WILSON											
DATE	OPP.	NO.	YDS	AVG	LG	FC	TD	NO.	YDS	AVG	LG	FC	TD	NO.	YDS	AVG	LG	FC	TD						
9/8	N.Y. Giants	0	0	0	-	2	0	0	0	0	-	1	0	<i>PRACTICE SQUAD</i>											
9/15	at Washington	<i>INACTIVE/INJURED - CONCUSSION</i>						1	4	4.0	4	1	0	1	0	0.0	-	0	0						
9/22	Miami	<i>INACTIVE/INJURED - CONCUSSION</i>						0	0	0	-	1	0	1	13	13.0	13	2	0						
9/29	at New Orleans	1	0	0.0	-	0	0	1	14	14.0	14	1	0												
10/6	Green Bay	3	18	6.0	10	2	0	<i>INACTIVE/INJURED - BACK</i>						<i>INACTIVE</i>											
10/13	at N.Y. Jets	2	8	4.0	7	0	0																		
10/20	Philadelphia	1	6	6.0	6	1	0							1	6	6.0	6	0	0						
11/4	at N.Y. Giants	2	24	12.0	15	0	0	<i>INACTIVE/INJURED - BACK</i>						<i>INACTIVE</i>											
11/10	Minnesota	1	0	0.0	-	1	0																		
11/17	at Detroit	2	2	1.0	2	2	0							0	0	0	-	1	0	<i>INACTIVE</i>					
11/24	at New England																			<i>INACTIVE</i>					
11/28	Buffalo													<i>INACTIVE</i>											
12/5	at Chicago	0	0	0	-	1	0	0	0	0	-	2	0	<i>RESERVE/INJURED</i>											
12/15	L.A. Rams	2	20	10.0	12	0	0	0	0	0	-	1	0												
12/22	at Philadelphia																								
12/29	Washington																								
<b>2019 TOTALS</b>		<b>14</b>	<b>78</b>	<b>5.6</b>	<b>15</b>	<b>9</b>	<b>0</b>	<b>3</b>	<b>24</b>	<b>8.0</b>	<b>14</b>	<b>8</b>	<b>0</b>	<b>2</b>	<b>13</b>	<b>6.5</b>	<b>13</b>	<b>2</b>	<b>0</b>						
<b>CAREER TOTALS</b>		<b>182</b>	<b>1,492</b>	<b>8.2</b>	<b>98t</b>	<b>82</b>	<b>3</b>	<b>92</b>	<b>856</b>	<b>9.3</b>	<b>80t</b>	<b>75</b>	<b>2</b>	<b>2</b>	<b>13</b>	<b>6.5</b>	<b>13</b>	<b>2</b>	<b>0</b>						

## 2019 INDIVIDUAL KICKOFF RETURNS

		RANDALL COBB						TONY POLLARD						DALTON SCHULTZ					
DATE	OPP.	NO.	YDS	AVG	LG	FC	TD	NO.	YDS	AVG	LG	FC	TD	NO.	YDS	AVG	LG	FC	TD
9/8	N.Y. Giants	1	0	0.0	-	0	0												
9/15	at Washington	1	11	11.0	11	0	0												
9/22	Miami																		
9/29	at New Orleans																		
10/6	Green Bay							3	73	24.3	28	0	0						
10/13	at N.Y. Jets																		
10/20	Philadelphia																		
11/4	at N.Y. Giants							3	31	10.3	16	0	0						
11/10	Minnesota																		
11/17	at Detroit							2	42	21.0	24	0	0						
11/24	at New England							2	1	0.5	1	0	0	1	5	5.0	5	0	0
11/28	Buffalo																		
12/5	at Chicago																		
12/15	L.A. Rams																		
12/22	at Philadelphia																		
12/29	Washington																		
<b>2019 TOTALS</b>		<b>2</b>	<b>11</b>	<b>5.5</b>	<b>11</b>	<b>0</b>	<b>0</b>	<b>10</b>	<b>147</b>	<b>14.7</b>	<b>28</b>	<b>0</b>	<b>0</b>	<b>1</b>	<b>5</b>	<b>5.0</b>	<b>5</b>	<b>0</b>	<b>0</b>
<b>CAREER TOTALS</b>		<b>76</b>	<b>1,926</b>	<b>25.3</b>	<b>108t</b>	<b>0</b>	<b>1</b>	<b>10</b>	<b>147</b>	<b>14.7</b>	<b>28</b>	<b>0</b>	<b>0</b>	<b>1</b>	<b>5</b>	<b>5.0</b>	<b>5</b>	<b>0</b>	<b>0</b>

		CEDRICK WILSON						
DATE	OPP.	NO.	YDS	AVG	LG	FC	TD	
9/8	N.Y. Giants							
9/15	at Washington							
9/22	Miami							
9/29	at New Orleans							
10/6	Green Bay							
10/13	at N.Y. Jets							
10/20	Philadelphia							
11/4	at N.Y. Giants							
11/10	Minnesota							
11/17	at Detroit							
11/24	at New England							
11/28	Buffalo							
12/5	at Chicago	3	64	21.3	22	0	0	
12/15	L.A. Rams							
12/22	at Philadelphia							
12/29	Washington							
<b>2019 TOTALS</b>		<b>3</b>	<b>64</b>	<b>21.3</b>	<b>22</b>	<b>0</b>	<b>0</b>	
<b>CAREER TOTALS</b>		<b>3</b>	<b>64</b>	<b>21.3</b>	<b>22</b>	<b>0</b>	<b>0</b>	

## 2019 INDIVIDUAL INTERCEPTION RETURNS

DATE	OPP.	CHIDOBE AWUZIE					SEAN LEE					JOURDAN LEWIS					XAVIER WOODS				
		NO.	YDS	AVG	LG	TD	NO.	YDS	AVG	LG	TD	NO.	YDS	AVG	LG	TD	NO.	YDS	AVG	LG	TD
9/8	N.Y. Giants																				
9/15	at Washington																				
9/22	Miami																				
9/29	at New Orleans	1	0	0.0	-	0															
10/6	Green Bay																				
10/13	at N.Y. Jets											1	20	20.0	20	0					
10/20	Philadelphia																1	9	9.0	9	0
11/4	at N.Y. Giants																1	29	29.0	29	0
11/10	Minnesota																				
11/17	at Detroit																				
11/24	at New England																				
11/28	Buffalo																				
12/5	at Chicago											1	0	0.0	-	0					
12/15	L.A. Rams						1	25	25.0	25	0										
12/22	at Philadelphia																				
12/29	Washington																				
<b>2019 TOTALS</b>		<b>1</b>	<b>0</b>	<b>0.0</b>	<b>0</b>	<b>0</b>	<b>1</b>	<b>25</b>	<b>25.0</b>	<b>25</b>	<b>0</b>	<b>2</b>	<b>20</b>	<b>10.0</b>	<b>20</b>	<b>0</b>	<b>2</b>	<b>38</b>	<b>19.0</b>	<b>29</b>	<b>0</b>
<b>CAREER TOTALS</b>		<b>3</b>	<b>0</b>	<b>0.0</b>	<b>0</b>	<b>0</b>	<b>14</b>	<b>339</b>	<b>24.2</b>	<b>74</b>	<b>2</b>	<b>4</b>	<b>52</b>	<b>13.0</b>	<b>25</b>	<b>0</b>	<b>5</b>	<b>60</b>	<b>12.0</b>	<b>29</b>	<b>0</b>

## 2019 INDIVIDUAL FUMBLE RETURNS

		CHIDOBE AWUZIE					MALIEK COLLINS					KERRY HYDER					DEMARCUS LAWRENCE				
DATE	OPP.	NO.	YDS	AVG	LG	TD	NO.	YDS	AVG	LG	TD	NO.	YDS	AVG	LG	TD	NO.	YDS	AVG	LG	TD
9/8	N.Y. Giants	1	0	0.0	-	0											1	0	0.0	-	0
9/15	at Washington																				
9/22	Miami																1	0	0.0	-	0
9/29	at New Orleans																				
10/6	Green Bay																				
10/13	at N.Y. Jets																				
10/20	Philadelphia						1	0	0.0	-	0	1	0	0.0	-	0					
11/4	at N.Y. Giants																				
11/10	Minnesota																				
11/17	at Detroit																				
11/24	at New England																				
11/28	Buffalo																				
12/5	at Chicago																				
12/15	L.A. Rams																				
12/22	at Philadelphia																				
12/29	Washington																				
<b>2019 TOTALS</b>		<b>1</b>	<b>0</b>	<b>0.0</b>	<b>0</b>	<b>0</b>	<b>1</b>	<b>0</b>	<b>0.0</b>	<b>0</b>	<b>0</b>	<b>1</b>	<b>0</b>	<b>0.0</b>	<b>0</b>	<b>0</b>	<b>2</b>	<b>0</b>	<b>0.0</b>	<b>0</b>	<b>0</b>
<b>CAREER TOTALS</b>		<b>1</b>	<b>0</b>	<b>0.0</b>	<b>0</b>	<b>0</b>	<b>5</b>	<b>6</b>	<b>1.2</b>	<b>6</b>	<b>0</b>	<b>2</b>	<b>0</b>	<b>0.0</b>	<b>9</b>	<b>0</b>	<b>5</b>	<b>5</b>	<b>1.0</b>	<b>5</b>	<b>0</b>

		JOURDAN LEWIS					JAYLON SMITH					DARIAN THOMPSON					ANTWAUN WOODS				
DATE	OPP.	NO.	YDS	AVG	LG	TD	NO.	YDS	AVG	LG	TD	NO.	YDS	AVG	LG	TD	NO.	YDS	AVG	LG	TD
9/8	N.Y. Giants											<i>INACTIVE/INJURED - ANKLE</i>									
9/15	at Washington																<i>INACTIVE/INJURED - KNEE</i>				
9/22	Miami																<i>INACTIVE/INJURED - KNEE</i>				
9/29	at New Orleans																<i>INACTIVE/INJURED - KNEE</i>				
10/6	Green Bay																				
10/13	at N.Y. Jets																1	0	0.0	-	0
10/20	Philadelphia																				
11/4	at N.Y. Giants	1	63	63.0	63t	1						1	0	0.0	-	0					
11/10	Minnesota																				
11/17	at Detroit																				
11/24	at New England																				
11/28	Buffalo																<i>INACTIVE/INJURED - KNEE</i>				
12/5	at Chicago						1	6	6.0	6	0						<i>INACTIVE/INJURED - KNEE</i>				
12/15	L.A. Rams																				
12/22	at Philadelphia																				
12/29	Washington																				
<b>2019 TOTALS</b>		<b>1</b>	<b>63</b>	<b>63.0</b>	<b>63t</b>	<b>1</b>	<b>1</b>	<b>6</b>	<b>6.0</b>	<b>6</b>	<b>0</b>	<b>1</b>	<b>0</b>	<b>0.0</b>	<b>0</b>	<b>0</b>	<b>1</b>	<b>0</b>	<b>0.0</b>	<b>0</b>	<b>0</b>
<b>CAREER TOTALS</b>		<b>3</b>	<b>77</b>	<b>25.7</b>	<b>63t</b>	<b>1</b>	<b>3</b>	<b>75</b>	<b>25.0</b>	<b>69t</b>	<b>1</b>	<b>1</b>	<b>0</b>	<b>0.0</b>	<b>0</b>	<b>0</b>	<b>2</b>	<b>3</b>	<b>1.5</b>	<b>3</b>	<b>0</b>

# 2019 INDIVIDUAL DEFENSE

		DORANCE ARMSTRONG										CHIDOBE AWUZIE										MICHAEL BENNETT											
DATE	OPP.	S	A	TK	SK/YD	TFL/YD	INT	FR	FF	PR	PD	S	A	TK	SK/YD	TFL/YD	INT	FR	FF	PR	PD	S	A	TK	SK/YD	TFL/YD	INT	FR	FF	PR	PD		
9/8	N.Y. Giants	0	1	1						2				3	2	5			1														
9/15	at Washington	2	0	2							1	1	2																				
9/22	Miami	0	1	1						3	7	0	7																				
9/29	at New Orleans	1	2	3							5	1	6				1																
10/6	Green Bay	2	0	2	1.0/12						6	0	6	1/10							1												
10/13	at N.Y. Jets										3	0	3																				
10/20	Philadelphia				INACTIVE/INJURED - NECK										5	0	5																
11/4	at N.Y. Giants				1.0/12					1	7	1	8																				
11/10	Minnesota	1	0	1						1	6	2	8																				
11/17	at Detroit	1	0	1						1	2	1	3									2											
11/24	at New England	0	1	1							5	2	7																				
11/28	Buffalo										4	0	4																				
12/5	at Chicago	2	1	3							4	1	5																				
12/15	L.A. Rams	1	0	1						2	6	1	7																				
12/22	at Philadelphia																																
12/29	Washington																																
<b>2019 TOTALS</b>		<b>10</b>	<b>6</b>	<b>16</b>	<b>2.0/24</b>					<b>1</b>	<b>9</b>	<b>64</b>	<b>12</b>	<b>76</b>	<b>1/10</b>	<b>1</b>	<b>1</b>					<b>1</b>	<b>11</b>	<b>14</b>	<b>4</b>	<b>18</b>	<b>4.0/22</b>	<b>4/13</b>					<b>17</b>
<b>CAREER TOTALS</b>		<b>16</b>	<b>15</b>	<b>31</b>	<b>2.5/25</b>	<b>1/2</b>				<b>1</b>	<b>15</b>	<b>151</b>	<b>36</b>	<b>187</b>	<b>1/10</b>	<b>3</b>	<b>1</b>	<b>2</b>	<b>1</b>	<b>2</b>	<b>1</b>	<b>31</b>	<b>253</b>	<b>97</b>	<b>350</b>	<b>69.5/464125/424</b>			<b>3</b>	<b>10</b>	<b>199</b>	<b>6</b>	

		ANTHONY BROWN										MALIEK COLLINS										CHRIS COVINGTON											
DATE	OPP.	S	A	TK	SK/YD	TFL/YD	INT	FR	FF	PR	PD	S	A	TK	SK/YD	TFL/YD	INT	FR	FF	PR	PD	S	A	TK	SK/YD	TFL/YD	INT	FR	FF	PR	PD		
9/8	N.Y. Giants	2	2	4								0	1	1								3											
9/15	at Washington	2	0	2							1	1	0	1	1/4							2											
9/22	Miami	4	2	6							2				1.0/8							3											
9/29	at New Orleans	3	2	5	1/2										1.0/9							2											
10/6	Green Bay	1	1	2							1	1	0	1								3											
10/13	at N.Y. Jets	1	0	1																		2											
10/20	Philadelphia				INACTIVE/INJURED - HAMSTRING										4	2	6				1												
11/4	at N.Y. Giants											0	1	1	1.0/9							2											
11/10	Minnesota														1/1							2											
11/17	at Detroit									1	1	2	0	2								1											
11/24	at New England				RESERVE/INJURED										3	0	3	1.0/6	1/4						1								
11/28	Buffalo				RESERVE/INJURED																												
12/5	at Chicago				RESERVE/INJURED										1	1	2																
12/15	L.A. Rams				RESERVE/INJURED																			4	1	2	3						
12/22	at Philadelphia																																
12/29	Washington																																
<b>2019 TOTALS</b>		<b>13</b>	<b>7</b>	<b>20</b>	<b>1/2</b>						<b>1</b>	<b>5</b>	<b>12</b>	<b>5</b>	<b>17</b>	<b>4.0/32</b>	<b>3/9</b>			<b>1</b>		<b>27</b>	<b>1</b>	<b>2</b>	<b>3</b>								
<b>CAREER TOTALS</b>		<b>128</b>	<b>50</b>	<b>178</b>	<b>3.0/29</b>	<b>5/14</b>	<b>4</b>			<b>2</b>	<b>4</b>	<b>33</b>	<b>51</b>	<b>31</b>	<b>82</b>	<b>14.0/104</b>	<b>17/79</b>			<b>5</b>	<b>1</b>	<b>86</b>	<b>1</b>	<b>1</b>	<b>2</b>	<b>3</b>							

		CHRISTIAN COVINGTON										TYRONE CRAWFORD										KAVON FRAZIER											
DATE	OPP.	S	A	TK	SK/YD	TFL/YD	INT	FR	FF	PR	PD	S	A	TK	SK/YD	TFL/YD	INT	FR	FF	PR	PD	S	A	TK	SK/YD	TFL/YD	INT	FR	FF	PR	PD		
9/8	N.Y. Giants	1	1	2																		1	1	0	1								
9/15	at Washington	0	1	1							1				1.0/13								1	0	1								
9/22	Miami	2	0	2							1	1				INACTIVE/INJURED - HIP										2	0	2					
9/29	at New Orleans	0	1	1							2				INACTIVE/INJURED - HIP																		
10/6	Green Bay	1	1	2	2/5						3	0	1	1	1/2							1											
10/13	at N.Y. Jets	0	1	1								0	1	1																			
10/20	Philadelphia										1				RESERVE/INJURED																		
11/4	at N.Y. Giants														RESERVE/INJURED																		
11/10	Minnesota	0	1	1											RESERVE/INJURED																		
11/17	at Detroit	1	0	1											RESERVE/INJURED																		
11/24	at New England	3	1	4											RESERVE/INJURED																		
11/28	Buffalo	1	1	2	1.0/4	1/3									RESERVE/INJURED																		
12/5	at Chicago	2	2	4							1				RESERVE/INJURED																		
12/15	L.A. Rams	0	1	1							4				RESERVE/INJURED																		
12/22	at Philadelphia																																
12/29	Washington																																
<b>2019 TOTALS</b>		<b>11</b>	<b>11</b>	<b>22</b>	<b>1.0/4</b>	<b>3/8</b>					<b>13</b>	<b>1</b>	<b>0</b>	<b>2</b>	<b>2</b>	<b>1.0/13</b>	<b>1/2</b>				<b>2</b>	<b>4</b>	<b>0</b>	<b>4</b>									
<b>CAREER TOTALS</b>		<b>50</b>	<b>37</b>	<b>87</b>	<b>8.5/63</b>	<b>14/65</b>					<b>1</b>	<b>29</b>	<b>2</b>	<b>111</b>	<b>97</b>	<b>208</b>	<b>23.0/149</b>	<b>16/36</b>			<b>3</b>	<b>3</b>	<b>131</b>	<b>9</b>	<b>44</b>	<b>11</b>	<b>55</b>	<b>1.0/11</b>	<b>3/10</b>			<b>1</b>	<b>2</b>

		C.J. GOODWIN										JEFF HEATH										TRYSTEN HILL											
DATE	OPP.	S	A	TK	SK/YD	TFL/YD	INT	FR	FF	PR	PD	S	A	TK	SK/YD	TFL/YD	INT	FR	FF	PR	PD	S	A	TK	SK/YD	TFL/YD	INT	FR	FF	PR	PD		
9/8	N.Y. Giants											6	3	9								2											
9/15	at Washington											4	1	5								1											
9/22	Miami											1	2	3	1/1							1	0	1	1							1	
9/29	at New Orleans											4	2	6								1											
10/6	Green Bay											4	0	4																			
10/13	at N.Y. Jets											3	4	7																			
10/20	Philadelphia											6	0	6																			
11/4	at N.Y. Giants											1	2	3								1											
11/10	Minnesota											1	0	1																			
11/17	at Detroit														INACTIVE/INJURED - SHOULDER																		
11/24	at New England											1	4	5								1	1										
11/28	Buffalo														INACTIVE/INJURED - SHOULDER										1	0	1						
12/5	at Chicago	1	0	1											INACTIVE/INJURED - SHOULDER										2	0	2						
12/15	L.A. Rams	1	0	1								1	0	1								1											
12/22	at Philadelphia																																

# 2019 INDIVIDUAL DEFENSE

		KERRY HYDER										JOE JACKSON										BYRON JONES									
DATE	OPP.	S	A	TK	SK/YD	TFL/YD	INT	FR	FF	PR	PD	S	A	TK	SK/YD	TFL/YD	INT	FR	FF	PR	PD	S	A	TK	SK/YD	TFL/YD	INT	FR	FF	PR	PD
9/8	N.Y. Giants	1	1	2						3		0	1	1						1		2	0	2							
9/15	at Washington	1	1	2						1		0	1	1								8	0	8							
9/22	Miami	0	2	2								0	1	1							1										1
9/29	at New Orleans	1	2	3						2		1	0	1								2	3	5							
10/6	Green Bay										1											2	2	4							
10/13	at N.Y. Jets	1	0	1																		1	1	2							1
10/20	Philadelphia	0	2	2				1		3		1	0	1						1		1	0	1					1		1
11/4	at N.Y. Giants																					2	2	4							
11/10	Minnesota	0	1	1																		2	0	2							
11/17	at Detroit																														
11/24	at New England	1	0	1		1/4																3	0	3							
11/28	Buffalo					1/1				1												4	0	4							1
12/5	at Chicago	1	0	1																		6	0	6							
12/15	L.A. Rams	2	1	3						3												2	0	2							
12/22	at Philadelphia																														
12/29	Washington																														
<b>2019 TOTALS</b>		8	10	18		2/5		1		16		2	3	5						2	1	35	8	43						1	5
<b>CAREER TOTALS</b>		36	24	60		9.0/57	7/29	2		37	1	2	3	5						2	1	279	92	371			11/27	2		3	48

		JOSH JONES										DEMARCUS LAWRENCE										SEAN LEE									
DATE	OPP.	S	A	TK	SK/YD	TFL/YD	INT	FR	FF	PR	PD	S	A	TK	SK/YD	TFL/YD	INT	FR	FF	PR	PD	S	A	TK	SK/YD	TFL/YD	INT	FR	FF	PR	PD
9/8	N.Y. Giants											2	0	2	0.5/2			1	1	3		0	1	1							
9/15	at Washington											0	1	1						3		2	0	2							
9/22	Miami											0	2	2	1.0/3	1/2		1		4		0	1	1							1
9/29	at New Orleans											1	2	3	1.0/1							4	5	9							
10/6	Green Bay											1	0	1						3		1	0	1							
10/13	at N.Y. Jets											2	1	3								4	2	6		1/1					
10/20	Philadelphia											0	3	3	1.0/7	1/2		1		2		8	3	11							1
11/4	at N.Y. Giants											1	2	3	1.0/7	1/2				4		9	3	12		1/7					1
11/10	Minnesota											5	1	6		2/5				2	1	4	2	6							
11/17	at Detroit											3	0	3		1/6				4		1	2	3							
11/24	at New England											4	1	5		1/4				1		4	2	6							1
11/28	Buffalo	1	0	1								3	0	3	0.5/4	1/3				1		11	2	13		1/2					
12/5	at Chicago											2	0	2						1		5	5	10							
12/15	L.A. Rams											0	1	1		1/2				3		3	2	5	1.0/12		1				1
12/22	at Philadelphia																														
12/29	Washington																														
<b>2019 TOTALS</b>		1	0	1								24	14	38	5.0/24	9/26		2	2	31	1	56	30	86	1.0/12	3/10	1			2	4
<b>CAREER TOTALS</b>		93	26	119		3.0/22	7/24	1		3	7	113	90	203	39.5/340	39/93	1	5	10	172	4	669	278	947	4.0/33	58/145	14	5	2	34	32

		JOURDAN LEWIS										JUSTIN MARCH										ROBERT QUINN									
DATE	OPP.	S	A	TK	SK/YD	TFL/YD	INT	FR	FF	PR	PD	S	A	TK	SK/YD	TFL/YD	INT	FR	FF	PR	PD	S	A	TK	SK/YD	TFL/YD	INT	FR	FF	PR	PD
9/8	N.Y. Giants	2	2	4							1											RESERVE/SUSPENDED									
9/15	at Washington	1	0	1																		RESERVE/SUSPENDED									
9/22	Miami	1	0	1								1	1	2								2	0	2	1.0/7						7
9/29	at New Orleans																					1	2	3	2.0/18						4
10/6	Green Bay																					1	1	2							4
10/13	at N.Y. Jets	3	0	3			1				1											0	1	1	2.0/12						1
10/20	Philadelphia	3	0	3	1.0/8	1/0																0	1	1	1.0/8						1
11/4	at N.Y. Giants	3	3	6				1																	0.5/4						1
11/10	Minnesota	1	0	1							1											1	3	4	1.0/9						2
11/17	at Detroit	1	0	1																		1	2	3	1.0/7	1/2					3
11/24	at New England	1	1	2																		1	0	1	1.0/3			1			3
11/28	Buffalo	3	1	4	2.0/15						1																				
12/5	at Chicago	3	3	6			1				1										2	1	1	2	1/5						2
12/15	L.A. Rams	5	0	5	1.0/10						1	5	3	8																	4
12/22	at Philadelphia																														
12/29	Washington																														
<b>2019 TOTALS</b>		27	10	37	4.0/33	1/0	2	1			6	6	4	10							2	8	11	19	9.5/68	2/7				1	32
<b>CAREER TOTALS</b>		82	21	103	4.0/33	3/5	4	3		1	18	21	12	33	1/2						4	207	67	274	78.5/554	34/88		2	23	155	20

		JAYLON SMITH										JOE THOMAS										DARIAN THOMPSON									
DATE	OPP.	S	A	TK	SK/YD	TFL/YD	INT	FR	FF	PR	PD	S	A	TK	SK/YD	TFL/YD	INT	FR	FF	PR	PD	S	A	TK	SK/YD	TFL/YD	INT	FR	FF	PR	PD
9/8	N.Y. Giants	6	5	11																		INACTIVE/INJURED - ANKLE									
9/15	at Washington	12	2	14																											
9/22	Miami	8	3	11				1	1			6	0	6								2	1	3							1
9/29	at New Orleans	7	4	11	1.0/16	1/1						3	0	3																	
10/6	Green Bay	5	4	9	1.0/11	1/1		1	1			2	0	2																	
10/13	at N.Y. Jets	3	2	5								1	1	2																	
10/20	Philadelphia	6	4	10			1		1			2	0	2			1/1					2	0	2							
11/4	at N.Y. Giants	12	2	14	0.5/4					1		2	3	5								1	1	2							1
11/10	Minnesota	10	4	14	1/1							1	1	2								3	3	6							
11/17	at Detroit	10	1	11	1/4			1				6	1	7								6	1	7							1
11/24	at New England	6	2	8						1		2	3	5																	
11/28	Buffalo	8																													

# 2019 INDIVIDUAL DEFENSE

DATE	OPP.	LEIGHTON VANDER ESCH										XAVIER WOODS										ANTWAUN WOODS									
		S	A	TK	SK/YD	TFL/YD	INT	FR	FF	PR	PD	S	A	TK	SK/YD	TFL/YD	INT	FR	FF	PR	PD	S	A	TK	SK/YD	TFL/YD	INT	FR	FF	PR	PD
9/8	N.Y. Giants	7	2	9	0.5/2			1	1	1		10	2	12					1			1	1	2							
9/15	at Washington	5	4	9						1		5	3	8																	
9/22	Miami	6	2	8																											
9/29	at New Orleans	11	4	15						1		5	0	5																	
10/6	Green Bay	6	6	12								5	3	8																	
10/13	at N.Y. Jets	6	5	11								6	3	9																	
10/20	Philadelphia	2	0	2		1/3						1	1	2			1					1		0	1	1			1	2	
11/4	at N.Y. Giants											3	1	4			1		1			1		2	2	4					
11/10	Minnesota	11	4	15		1/3						4	2	6								1		4	3	7					
11/17	at Detroit	4	2	6							1	2	2	4										0	1	1					
11/24	at New England											0	3	3										1	1	2					
11/28	Buffalo											4	0	4								1									
12/5	at Chicago											3	0	3																	
12/15	L.A. Rams											3	0	3																	
12/22	at Philadelphia																														
12/29	Washington																														
<b>2019 TOTALS</b>		58	29	87	0.5/2	2/6				1	3	3	51	20	71				2		2		4	12	12	24		1/3	1	2	
<b>CAREER TOTALS</b>		183	80	263	0.5/2	5/13	2			1	8	9	125	54	179				1/2	5	3	4	20	25	35	60	1.5/3	3/11	2	12	1

## 2019 INDIVIDUAL SPECIAL TEAMS

DATE	OPP.	DORANCE ARMSTRONG					VENTELL BRYANT					KAVON FRAZIER					LUKE GIFFORD					C.J. GOODWIN									
		TKL	AST	TOT	FF	FR	BLK	TKL	AST	TOT	FF	FR	BLK	TKL	AST	TOT	FF	FR	BLK	TKL	AST	TOT	FF	FR	BLK	TKL	AST	TOT	FF	FR	BLK
9/8	N.Y. Giants	0	1	1										1	0	1										1	0	1			
9/15	at Washington																														
9/22	Miami																														
9/29	at New Orleans																														
10/6	Green Bay																														
10/13	at N.Y. Jets																														
10/20	Philadelphia							2	0	2																					
11/4	at N.Y. Giants							1	0	1										1	2	3				1	0	1			
11/10	Minnesota																														
11/17	at Detroit																														
11/24	at New England																														
11/28	Buffalo																			2	0	2									
12/5	at Chicago	1	0	1				1	0	1										1	0	1				1	2	3			
12/15	L.A. Rams							1	0	1																					
12/22	at Philadelphia																														
12/29	Washington																														
<b>2019 TOTALS</b>		<b>1</b>	<b>1</b>	<b>2</b>				<b>5</b>	<b>0</b>	<b>5</b>				<b>1</b>	<b>0</b>	<b>1</b>				<b>4</b>	<b>2</b>	<b>6</b>				<b>6</b>	<b>3</b>	<b>9</b>			
<b>CAREER TOTALS</b>		<b>1</b>	<b>1</b>	<b>2</b>				<b>5</b>	<b>0</b>	<b>5</b>				<b>18</b>	<b>4</b>	<b>22</b>	<b>1</b>			<b>4</b>	<b>2</b>	<b>6</b>				<b>18</b>	<b>6</b>	<b>24</b>			

DATE	OPP.	JEFF HEATH					BLAKE JARWIN					BYRON JONES					JOSH JONES					JOURDAN LEWIS									
		TKL	AST	TOT	FF	FR	BLK	TKL	AST	TOT	FF	FR	BLK	TKL	AST	TOT	FF	FR	BLK	TKL	AST	TOT	FF	FR	BLK	TKL	AST	TOT	FF	FR	BLK
9/8	N.Y. Giants	1	0	1																											
9/15	at Washington																														
9/22	Miami																														
9/29	at New Orleans																														
10/6	Green Bay																														
10/13	at N.Y. Jets																														
10/20	Philadelphia	1	0	1																											
11/4	at N.Y. Giants	1	0	1																											
11/10	Minnesota																														
11/17	at Detroit							1	0	1				1	0	1															
11/24	at New England																			0	1	1									
11/28	Buffalo																														
12/5	at Chicago																														
12/15	L.A. Rams																														
12/22	at Philadelphia																														
12/29	Washington																														
<b>2019 TOTALS</b>		<b>3</b>	<b>0</b>	<b>3</b>				<b>1</b>	<b>0</b>	<b>1</b>				<b>1</b>	<b>0</b>	<b>1</b>				<b>0</b>	<b>1</b>	<b>1</b>				<b>2</b>	<b>0</b>	<b>2</b>			
<b>CAREER TOTALS</b>		<b>38</b>	<b>13</b>	<b>51</b>	<b>2</b>			<b>1</b>	<b>0</b>	<b>1</b>				<b>18</b>	<b>4</b>	<b>22</b>				<b>8</b>	<b>1</b>	<b>9</b>				<b>3</b>	<b>0</b>	<b>3</b>			

DATE	OPP.	BRETT MAHER					JUSTIN MARCH					JAMIZE OLAWALE					JOE THOMAS					DARIAN THOMPSON									
		TKL	AST	TOT	FF	FR	BLK	TKL	AST	TOT	FF	FR	BLK	TKL	AST	TOT	FF	FR	BLK	TKL	AST	TOT	FF	FR	BLK	TKL	AST	TOT	FF	FR	BLK
9/8	N.Y. Giants													0	1	1				0	1	1									
9/15	at Washington													1	0	1				1	0	1									
9/22	Miami							0	1	1				1	0	1				1	0	1									
9/29	at New Orleans							1	0	1				1	0	1				1	0	1									
10/6	Green Bay																														
10/13	at N.Y. Jets							2	0	2																					
10/20	Philadelphia													0	1	1															
11/4	at N.Y. Giants	1	0	1										0	1	1															
11/10	Minnesota																														
11/17	at Detroit							1	1	2				1	1	2															
11/24	at New England																														
11/28	Buffalo																														
12/5	at Chicago							1	0	1										1	1	2									
12/15	L.A. Rams																														
12/22	at Philadelphia																														
12/29	Washington																														
<b>2019 TOTALS</b>		<b>1</b>	<b>0</b>	<b>1</b>				<b>5</b>	<b>2</b>	<b>7</b>				<b>2</b>	<b>3</b>	<b>5</b>				<b>3</b>	<b>2</b>	<b>5</b>				<b>3</b>	<b>6</b>	<b>9</b>			
<b>CAREER TOTALS</b>		<b>1</b>	<b>1</b>	<b>2</b>				<b>12</b>	<b>8</b>	<b>20</b>				<b>42</b>	<b>8</b>	<b>50</b>	<b>1</b>		<b>1</b>	<b>16</b>	<b>6</b>	<b>22</b>				<b>3</b>	<b>6</b>	<b>9</b>			

DATE	OPP.	DONOVAN WILSON					XAVIER WOODS						
		TKL	AST	TOT	FF	FR	BLK	TKL	AST	TOT	FF	FR	BLK
9/8	N.Y. Giants												
9/15	at Washington												
9/22	Miami												
9/29	at New Orleans												
10/6	Green Bay												
10/13	at N.Y. Jets							1	0	1			
10/20	Philadelphia							0	1	1			
11/4	at N.Y. Giants												
11/10	Minnesota	1	0	1									
11/17	at Detroit												
11/24	at New England												
11/28	Buffalo												
12/5	at Chicago												
12/15	L.A. Rams												
12/22	at Philadelphia												
12/29	Washington												
<b>2019 TOTALS</b>		<b>1</b>	<b>0</b>	<b>1</b>				<b>1</b>	<b>1</b>	<b>2</b>			
<b>CAREER TOTALS</b>		<b>1</b>	<b>0</b>	<b>1</b>				<b>3</b>	<b>1</b>	<b>4</b>			<b>1</b>

# 2019 SNAP COUNT

	9/8 NYG	9/15 @ Was	9/22 MIA	9/29 @ NO	10/6 GB	10/13 @ NYJ	10/20 PHI	11/4 @ NYG	11/10 MIN	11/17 @ Det	11/24 @ NE	11/28 BUF	12/5 @ Chi	12/15 LAR	12/22 @ Phi	12/29 WAS	Total Snaps Off.	Total Snaps ST	Pct. Snaps Off.	Pct. Snaps ST
<b>OFFENSE</b>																				
<b>QB</b>	<b>Total Plays-Off/ST</b>																<b>993</b>	<b>- 385</b>		
	Prescott, Dak																988	- 0	99.5%	0.0%
	Rush, Cooper																5	- 0	0.5%	0.0%
<b>RB</b>	Chunn, Jordan																0	- 16	0.0%	61.5%
	Elliott, Ezekiel																831	- 4	83.7%	1.0%
	Olawale, Jamize																111	- 238	11.2%	61.8%
	Pollard, Tony																173	- 97	17.4%	25.2%
<b>WR</b>	Austin, Tavon																277	- 34	27.9%	8.8%
	Bryant, Ventell																12	- 166	1.7%	58.0%
	Cobb, Randall																634	- 28	63.8%	7.3%
	Cooper, Amari																743	- 0	74.8%	0.0%
	Gallup, Michael																737	- 0	74.2%	0.0%
	Smith, Devin																136	- 6	13.7%	1.6%
	Wilson, Cedrick																75	- 24	7.6%	6.2%
<b>TE</b>	Jarwin, Blake																381	- 114	38.4%	29.6%
	Schultz, Dalton																95	- 79	9.6%	20.5%
	Witten, Jason																754	- 79	75.9%	20.5%
<b>OL</b>	Benenoch, Caleb																0	- 0	0.0%	0.0%
	Collins, La'el																871	- 64	87.7%	16.6%
	Fleming, Cameron																184	- 62	18.5%	16.1%
	Frederick, Travis																988	- 75	99.5%	19.5%
	Hyatt, Mitch																0	- 0	0.0%	0.0%
	Knight, Brandon																110	- 34	11.1%	8.8%
	Looney, Joe																5	- 75	0.5%	19.5%
	Martin, Zack																986	- 62	99.3%	16.1%
	Redmond, Adam																0	- 0	0.0%	0.0%
	Smith, Tyron																828	- 63	83.4%	16.4%
	Su'a-Filo, Xavier																266	- 40	26.8%	10.4%
	Williams, Connor																734	- 55	86.4%	16.9%
<b>Defense</b>																				
<b>DL</b>	<b>Total Plays-Def/ST</b>																<b>967</b>	<b>- 385</b>		
	Armstrong, Dorance																238	- 159	24.6%	41.3%
	Bennett, Michael																327	- 1	65.9%	0.5%
	Charlton, Taco																0	- 0	0.0%	0.0%
	Collins, Maliek																688	- 69	71.1%	17.9%
	Covington, Christian																443	- 59	45.8%	15.3%
	Crawford, Tyrone																90	- 4	26.4%	2.5%
	Hamilton, Justin																0	- 0	0.0%	0.0%
	Hill, Trysten																107	- 4	11.1%	1.0%
	Hyder, Kerry																398	- 23	41.2%	6.0%
	Jackson, Joe																72	- 15	7.4%	3.9%
	Lawrence, DeMarcus																635	- 62	65.7%	16.1%
	Quinn, Robert																563	- 51	67.3%	15.2%
	Woods, Antwaun																279	- 4	28.9%	1.0%
<b>LB</b>	Covington, Chris																26	- 11	35.6%	36.7%
	Gifford, Luke																0	- 58	0.0%	15.1%
	Lee, Sean																528	- 74	54.6%	19.2%
	March, Justin																43	- 235	4.4%	61.0%
	Smith, Jaylon																882	- 68	91.2%	17.7%
	Thomas, Joe																240	- 204	24.8%	53.0%
	Vander Esch, Leighton																528	- 44	54.6%	11.4%
<b>DB</b>	Awuzie, Chidobe																946	- 59	97.8%	15.3%
	Burton, Deante																0	- 10	0.0%	8.8%
	Brown, Anthony																289	- 31	42.3%	11.4%
	Frazier, Kavon																18	- 53	4.4%	53.5%
	Goodwin, C.J.																21	- 266	2.2%	69.1%
	Heath, Jeff																605	- 134	62.6%	34.8%
	Jones, Byron																868	- 132	89.8%	34.3%
	Jones, Josh																8	- 60	2.3%	41.4%
	Lewis, Jourdan																488	- 119	50.5%	30.9%
	Thompson, Darian																425	- 182	44.0%	47.3%
	Wilson, Donovan																13	- 123	1.3%	31.9%
	Woods, Xavier																868	- 96	89.8%	24.9%
<b>Specialists</b>																				
<b>SPEC</b>	<b>Total Plays</b>																<b>385</b>			
	Forbath, Kai																17		56.7%	
	Jones, Chris																120		31.2%	
	Ladouceur, L.P.																120		31.2%	
	Maher, Brett																136		38.3%	

# 2019 PLAYER PARTICIPATION

PLAYERS	NYG	@ WAS	MIA	@ NO	GB	@ NYJ	PHI	@ NYG	MIN	@ DET	@ NE	BUF	@ CHI	LAR	@ PHI	WAS	GP	GS	DNP	I
	9/8	9/15	9/22	9/29	10/6	10/13	10/20	11/4	11/10	11/17	11/24	11/28	12/5	12/15	12/22	12/29				
Armstrong, Dorance	P	P	P	P	P	P	I	P	P	P	P	P	P	P	-	-	13	0	0	1
Austin, Tavon	P	I	I	P	P	P	P	P	P	P	P	P	P	P	-	-	12	0	0	2
Awuzie, Chidobe	CB	CB	CB	CB	CB	CB	CB	CB	CB	CB	CB	CB	CB	CB	-	-	14	14	0	0
Benenoch, Caleb	^	^	^	^	^	^	^	^	^	^	^	^	D	^	-	-	0	0	0	1
Bennett, Michael	^	^	^	^	^	^	^	P	P	P	P	P	P	P	-	-	7	0	0	0
Brown, Anthony	CB	P	CB	P	CB	CB	I	P	P	P	IR	IR	IR	IR	-	-	9	4	0	1
Brown, Noah	R/PUP	R/PUP	R/PUP	R/PUP	R/PUP	R/PUP	R/PUP	R/PUP	R/PUP	R/PUP	R/PUP	R/PUP	R/PUP	R/PUP	-	-	0	0	0	0
Bryant, Ventell	PS	PS	PS	PS	P	P	P	P	P	P	P	P	P	P	-	-	10	0	0	0
Burton, Deante	^	^	^	^	^	^	^	^	^	^	^	^	^	P	D	-	1	0	0	1
Charlton, Taco	D	D	A	A	A	A	A	A	A	A	A	A	A	A	-	-	0	0	0	2
Chunn, Jordan	P	A	PS	PS	PS	PS	PS	PS	PS	PS	PS	PS	PS	PS	-	-	1	0	0	0
Cobb, Randall	P	P	P	WR	WR	I	WR	P	P	PR	P	P	WR	P	-	-	13	5	0	1
Collins, La'el	RT	RT	RT	RT	RT	I	RT	RT	RT	RT	RT	RT	RT	RT	-	-	13	13	0	0
Collins, Maleik	DT	DT	DT	DT	DT	DT	DT	DT	DT	DT	DT	DT	DT	DT	-	-	14	14	0	0
Cooper, Amari	WR	WR	WR	WR	WR	WR	WR	WR	WR	WR	WR	WR	WR	WR	-	-	14	14	0	0
Covington, Chris	PS	A	PS	PS	PS	PS	PS	PS	PS	PS	PS	PS	PS	P	-	-	1	0	0	0
Covington, Christian	P	P	DT	DT	DT	P	P	P	P	P	P	DT	DT	P	-	-	14	5	0	0
Crawford, Tyrone	DE	DE	I	I	P	P	IR	IR	IR	IR	IR	IR	IR	IR	-	-	4	2	0	2
Elliott, Ezekiel	RB	RB	RB	RB	RB	RB	RB	RB	RB	RB	RB	RB	RB	RB	-	-	14	14	0	0
Fleming, Cameron	P	P	P	P	LT	LT	P	I	I	P	P	P	P	P	-	-	12	2	0	2
Forbath, Kai	^	^	^	^	^	^	^	^	^	^	^	^	^	P	-	-	1	0	0	0
Frazier, Kavon	P	P	P	P	IR	IR	IR	IR	IR	IR	IR	IR	IR	IR	-	-	4	0	0	0
Frederick, Travis	C	C	C	C	C	C	C	C	C	C	C	C	C	C	-	-	14	14	0	0
Gallup, Michael	WR	WR	I	I	P	WR	WR	WR	WR	WR	WR	WR	WR	WR	-	-	12	10	0	2
Gifford, Luke	I	I	I	I	D	P	D	P	D	D	D	D	P	P	-	-	6	0	0	8
Goodwin, C.J.	P	P	P	P	P	P	P	P	P	P	P	P	P	P	-	-	14	0	0	0
Grayson, Cyril	^	^	^	^	^	^	^	^	^	^	^	^	^	PS	-	-	0	0	0	0
Hamilton, Justin	^	^	^	^	^	^	D	^	^	^	^	^	^	^	-	-	0	0	0	1
Heath, Jeff	SS	SS	SS	SS	SS	SS	SS	SS	SS	I	SS	I	I	SS	-	-	11	11	0	3
Hikutini, Cole	PS	PS	PS	PS	PS	PS	PS	PS	PS	PS	PS	PS	PS	PS	-	-	0	0	0	0
Hill, Trysten	D	D	P	P	P	D	P	D	D	D	D	D	P	P	D	-	6	0	0	8
Hyatt, Mitch	PS	PS	PS	PS	PS	PS	PS	PS	PS	PS	PS	PS	PS	PS	D	-	0	0	0	1
Hyder, Kerry	P	P	P	P	P	P	P	P	P	P	P	P	P	P	-	-	14	0	0	0
Jackson, Darius	A	PS	A	A	A	A	A	A	A	A	A	A	A	A	-	-	0	0	0	0
Jackson, Joe	P	P	P	P	D	D	P	D	D	D	D	D	D	D	-	-	5	0	0	9
Jackson, Mike	PS	PS	PS	PS	PS	PS	PS	^	^	^	^	^	^	^	-	-	0	0	0	0
Jarwin, Blake	TE	P	P	P	TE	TE	P	TE	P	P	TE	P	TE	TE	-	-	14	7	0	0
Jelks, Jalen	IR	IR	IR	IR	IR	IR	IR	IR	IR	IR	IR	IR	IR	IR	-	-	0	0	0	0
Johnson, Jon'Vea	IR	IR	IR	IR	IR	IR	IR	IR	IR	IR	IR	IR	IR	IR	-	-	0	0	0	0
Jones, Byron	P	CB	CB	CB	CB	CB	CB	CB	CB	CB	CB	CB	CB	CB	-	-	14	13	0	0
Jones, Chris	P	P	P	P	P	P	P	P	P	P	P	P	P	P	-	-	14	0	0	0
Jones, Josh	^	^	^	^	PS	PS	PS	PS	PS	P	P	P	P	P	-	-	5	0	0	0
Knight, Brandon	D	D	D	D	P	RT	D	P	P	P	D	D	D	D	-	-	6	1	0	8
Ladouceur, Louis-Philippe	P	P	P	P	P	P	P	P	P	P	P	P	P	P	-	-	14	0	0	0
Lawrence, DeMarcus	DE	DE	DE	DE	DE	DE	DE	DE	DE	DE	DE	DE	DE	DE	-	-	14	14	0	0
Lee, Sean	SLB	SLB	P	SLB	P	P	SLB	SLB	SLB	SLB	SLB	SLB	SLB	SLB	-	-	14	11	0	0
Lewis, Jourdan	P	P	P	P	P	P	P	CB	P	P	CB	CB	CB	P	-	-	14	4	0	0
Looney, Joe	P	P	P	P	P	P	P	P	P	P	P	P	P	P	-	-	14	0	0	0
Maher, Brett	P	P	P	P	P	P	P	P	P	P	P	P	P	A	-	-	13	0	0	0
March, Justin	P	P	P	P	P	P	P	P	P	P	P	P	P	P	-	-	14	0	0	0
Martin, Zack	RG	RG	RG	RG	RG	RG	RG	RG	RG	RG	RG	RG	RG	RG	-	-	14	14	0	0
McGovern, Connor	IRR	IRR	IRR	IRR	IRR	IRR	IRR	IRR	IRR	IRR	IRR	IRR	IRR	IRR	-	-	0	0	0	0
Olawale, Jamize	P	FB	FB	P	P	P	P	P	P	FB	P	P	P	P	-	-	14	4	0	0
Olumba, Donovan	PS	PS	PS	PS	PS	PS	PS	PS	PS	PS	PS	PS	PS	PS	-	-	0	0	0	0
Pollard, Tony	P	P	P	P	P	P	P	P	P	P	P	P	P	I	-	-	13	0	0	1
Prescott, Dak	QB	QB	QB	QB	QB	QB	QB	QB	QB	QB	QB	QB	QB	QB	-	-	14	14	0	0
Quinn, Robert	RES	RES	DE	DE	DE	DE	DE	DE	DE	DE	DE	DE	DE	DE	-	-	12	12	0	0
Redmond, Adam	D	D	DNP	D	D	D	D	D	D	D	IR	IR	IR	IR	-	-	0	0	1	8
Ross, Daniel	IR	IR	IR	IR	IR	IR	IR	IR	IR	IR	IR	IR	IR	IR	-	-	0	0	0	0
Rush, Cooper	P	DNP	DNP	DNP	DNP	DNP	DNP	DNP	DNP	DNP	DNP	DNP	DNP	P	-	-	2	0	12	0
Schultz, Dalton	P	P	P	P	P	P	P	P	P	P	P	P	P	P	-	-	14	0	0	0
Smith, Devin	P	P	WR	WR	D	D	D	D	D	D	D	D	D	D	-	-	4	2	0	10
Smith, Jaylon	MLB	MLB	MLB	MLB	MLB	MLB	MLB	MLB	MLB	MLB	MLB	MLB	MLB	MLB	-	-	14	14	0	0
Smith, Tyron	LT	LT	LT	LT	I	I	LT	LT	LT	LT	LT	LT	LT	LT	-	-	12	12	0	2
Su'a-Filo, Xavier	P	P	P	P	P	P	DNP	DNP	DNP	RG	DNP	P	LG	LG	-	-	10	3	4	0
Thomas, Joe	P	P	P	P	P	P	P	P	P	P	P	P	P	P	WLB	-	14	1	0	0
Thompson, Darian	I	P	FS	P	P	P	P	P	P	FS	P	FS	FS	P	-	-	13	4	0	1
Thorson, Clayton	PS	PS	PS	PS	PS	PS	PS	PS	PS	PS	PS	PS	PS	PS	-	-	0	0	0	0
Vander Esch, Leighton	WLB	WLB	WLB	WLB	WLB	WLB	WLB	I	WLB	WLB	I	I	I	I	-	-	9	9	0	5
Weber, Mike	PS	PS	PS	PS	PS	PS	PS	PS	PS	PS	PS	PS	PS	PS	-	-	0	0	0	0
Westry, Chris	IR	IR	IR	IR	IR	IR	IR	IR	IR	IR	IR	IR	IR	IR	-	-	0	0	0	0
White, D.J.	^	^	^	^	^	^	^	PS	PS	PS	PS	PS	PS	PS	-	-	0	0	0	0
Wichmann, Cody	IR	IR	IR	IR	IR	IR	IR	IR	IR	IR	IR	IR	IR	IR	-	-	0	0	0	0
Williams, Connor	LG	LG	LG	LG	LG	LG	LG	LG	LG	I	LG	LG	IR	IR	-	-	11	11	0	1
Wilson, Cedrick	PS	P	P	P	D	P	P	D	D	D	D	D	P	IR	-	-	6	0	0	6
Wilson, Donovan	D	D	P	D	P	P	P	P	P	P	D	P	P	P	-	-	10	0	0	4
Wise, Daniel	PS	PS	PS	PS	PS	PS	PS	PS	PS	PS	PS	PS	PS	PS	-	-	0	0	0	0
Witten, Jason	TE	TE	TE	TE	TE	TE	TE	TE	TE	TE	TE	TE	TE	TE	-	-	14	14	0	0
Woods, Antwaun	DT	DT	I	I	I	I	DT	DT	DT	DT	DT	DT	I	I	-	-	9	9	0	5
Woods, Xavier	FS	FS	I	FS	FS	FS	FS	FS	FS	FS	FS	FS	FS	FS	-	-	13	13	0	1

**LEGEND:**

Position abbreviation indicated start, P=Played, DNP=Did Not Play, I=Deactivated/Injured, IR=Reserve/Injured, A=Not on Roster, PS=Practice Squad, D=Deactivated, R/PUP=Reserve/Physically Unable to Perform, RES=Reserve/Suspended, IRR=Reserve/Injured - Returnable, ^=With Other Team

## 2019/2018 STATISTICAL COMPARISON

COWBOYS OFFENSE	2019	2018	DIFFERENCE
Wins	7	8	-1
Losses	7	6	1
Points Scored	378	276	<b>102</b>
Touchdowns	44	28	<b>16</b>
Field Goals Made	23	27	-4
Field Goals Attempted	33	33	0
Field Goal Percentage	69.7%	81.8%	-12.1%
Third Down Efficiency	48.6%	39.7%	<b>8.9%</b>
Net Yards per Game	434.0	346.4	<b>87.6</b>
<i>NFL Rank - Net Yds. per Game</i>	1	21	<b>-20</b>
Average Plays per Game	66.8	64.4	<b>2.4</b>
Average Yards per Play	6.5	5.4	<b>1.1</b>
Rushing Yards per Game	134.0	130.9	<b>3.1</b>
<i>NFL Rank - Rush Yds. per Game</i>	6	4	2
Average Yards per Rush	4.7	4.7	<b>0.1</b>
Rushing Attempts per Game	28.4	28.1	<b>0.3</b>
Rushing Touchdowns	17	11	<b>6</b>
Net Passing Yards per Game	300.0	215.6	<b>84.4</b>
<i>NFL Rank - Net Pass Yds. per Game</i>	2	24	<b>-22</b>
Yards per Pass Attempt	8.3	7.3	<b>1.0</b>
Passing Attempts	520	458	<b>62</b>
Passing Completions	340	309	<b>31</b>
Completion Percentage	65.4%	67.5%	-2.1%
Passing Touchdowns	26	17	<b>9</b>
Interceptions Thrown	11	8	3
Sacks Allowed	18	51	<b>-33</b>
Fumbles	13	21	<b>-8</b>
Fumbles Lost	5	8	<b>-3</b>
Penalties	97	88	9
Penalty Yards	907	772	135
Gross Punting Average	41.4	45.1	-3.7
Net Punting Average	37.4	42.3	-4.9
Punt Return Average	6.1	5.3	<b>0.8</b>
Kickoff Return Average	14.2	21.4	-7.3

COWBOYS DEFENSE (OPPONENT)	2019	2018	DIFFERENCE
Points Allowed	288	269	19
Total Touchdowns Allowed	32	29	3
Field Goals Made	22	23	<b>-1</b>
Field Goals Attempted	26	25	1
Field Goal Percentage	84.6%	92.0%	<b>-7.4%</b>
Third Down Efficiency	34.3%	42.8%	<b>-8.5%</b>
Net Yards per Game	323.6	317.4	6.1
<i>NFL Rank - Net Yds. per Game</i>	7	5	2
Average Plays per Game	63.2	59.9	3.3
Average Yards per Play	5.1	5.3	<b>-0.2</b>
Rushing Yards per Game	103.6	93.4	10.2
<i>NFL Rank - Rush Yds. per Game</i>	12	5	7
Average Yards per Rush	4.1	3.7	0.3
Rushing Attempts per Game	25.5	25.1	0.4
Rushing Touchdowns Allowed	13	9	4
Net Passing Yards per Game	220.0	224.1	<b>-4.1</b>
<i>NFL Rank - Net Pass Yds. per Game</i>	8	7	1
Yards per Pass Attempt	6.8	7.4	<b>-0.6</b>
Passing Attempts	492	453	39
Passing Completions	321	309	12
Completion Percentage	65.2%	68.2%	<b>-3.0%</b>
Passing Touchdowns Allowed	19	19	0
Interceptions	6	8	-2
Sacks	36	35	<b>1</b>
Fumbles Caused	17	18	-1
Fumbles Recovered	9	8	<b>1</b>
Penalties	96	69	<b>27</b>
Penalty Yards	815	531	<b>284</b>
Gross Punting Average	45.9	44.3	1.5
Net Punting Average	42.4	38.4	4.0
Punt Return Average	9.0	8.1	0.9
Kickoff Return Average	23.2	25.1	<b>-1.8</b>

**Bold indicates Cowboys improvement**

# GAME-BY-GAME STARTERS

## 2019 REGULAR SEASON OFFENSE

### OFFENSE

DATE	OPPONENT	WR	LT	LG	C	RG	RT	TE	WR	WR	QB	RB	TE
9/8	N.Y. Giants	A. Cooper	T. Smith	C. Williams	T. Frederick	Z. Martin	L. Collins	J. Witten		M. Gallup	D. Prescott	E. Elliott	B. Jarwin
9/15	at Washington	A. Cooper	T. Smith	C. Williams	T. Frederick	Z. Martin	L. Collins	J. Witten		M. Gallup	D. Prescott	E. Elliott	J. Olawale
9/22	Miami	A. Cooper	T. Smith	C. Williams	T. Frederick	Z. Martin	L. Collins	J. Witten		D. Smith	D. Prescott	E. Elliott	J. Olawale
9/29	at New Orleans	A. Cooper	T. Smith	C. Williams	T. Frederick	Z. Martin	L. Collins	J. Witten	R. Cobb	D. Smith	D. Prescott	E. Elliott	
10/6	Green Bay	A. Cooper	C. Fleming	C. Williams	T. Frederick	Z. Martin	L. Collins	J. Witten		R. Cobb	D. Prescott	E. Elliott	B. Jarwin
10/13	at N.Y. Jets	A. Cooper	C. Fleming	C. Williams	T. Frederick	Z. Martin	B. Knight	J. Witten		M. Gallup	D. Prescott	E. Elliott	B. Jarwin
10/20	Philadelphia	A. Cooper	T. Smith	C. Williams	T. Frederick	Z. Martin	L. Collins	J. Witten	R. Cobb	M. Gallup	D. Prescott	E. Elliott	
11/4	at N.Y. Giants	A. Cooper	T. Smith	C. Williams	T. Frederick	Z. Martin	L. Collins	J. Witten		M. Gallup	D. Prescott	E. Elliott	B. Jarwin
11/10	Minnesota	A. Cooper	T. Smith	C. Williams	T. Frederick	Z. Martin	L. Collins	J. Witten	R. Cobb	M. Gallup	D. Prescott	E. Elliott	J. Olawale
11/17	at Detroit	A. Cooper	T. Smith	X. Su'a-Filo	T. Frederick	Z. Martin	L. Collins	J. Witten		M. Gallup	D. Prescott	E. Elliott	
11/24	at New England	A. Cooper	T. Smith	C. Williams	T. Frederick	Z. Martin	L. Collins	J. Witten		M. Gallup	D. Prescott	E. Elliott	B. Jarwin
11/28	Buffalo	A. Cooper	T. Smith	C. Williams	T. Frederick	Z. Martin	L. Collins	J. Witten		M. Gallup	D. Prescott	E. Elliott	J. Olawale
12/5	at Chicago	A. Cooper	T. Smith	X. Su'a-Filo	T. Frederick	Z. Martin	L. Collins	J. Witten		R. Cobb	D. Prescott	E. Elliott	B. Jarwin
12/15	L.A. Rams	A. Cooper	T. Smith	X. Su'a-Filo	T. Frederick	Z. Martin	L. Collins	J. Witten		M. Gallup	D. Prescott	E. Elliott	B. Jarwin
12/22	at Philadelphia												
12/29	Washington												

## 2019 REGULAR SEASON DEFENSE

### DEFENSE

DATE	OPPONENT	DE	DT	DT	DE	SLB	MLB	WLB	CB	CB	SS	FS
9/8	N.Y. Giants	D. Lawrence	M. Collins	A. Woods	T. Crawford	S. Lee	J. Smith	L. Vander Esch	C. Awuzie	A. Brown	J. Heath	X. Woods
9/15	at Washington	D. Lawrence	M. Collins	A. Woods	T. Crawford	S. Lee	J. Smith	L. Vander Esch	C. Awuzie	B. Jones	J. Heath	X. Woods
9/22	Miami	D. Lawrence	M. Collins	C. Covington	R. Quinn		J. Smith	L. Vander Esch	C. Awuzie/ A. Brown	B. Jones	J. Heath	D. Thompson
9/29	at New Orleans	D. Lawrence	M. Collins	C. Covington	R. Quinn	S. Lee	J. Smith	L. Vander Esch	C. Awuzie	B. Jones	J. Heath	X. Woods
10/6	Green Bay	D. Lawrence	M. Collins	C. Covington	R. Quinn		J. Smith	L. Vander Esch	C. Awuzie/ A. Brown	B. Jones	J. Heath	X. Woods
10/13	at N.Y. Jets	D. Lawrence	M. Collins	A. Woods	R. Quinn		J. Smith	L. Vander Esch	C. Awuzie/ A. Brown	B. Jones	J. Heath	X. Woods
10/20	Philadelphia	D. Lawrence	M. Collins	A. Woods	R. Quinn	S. Lee	J. Smith	L. Vander Esch	C. Awuzie	B. Jones	J. Heath	X. Woods
11/4	at N.Y. Giants	D. Lawrence	M. Collins	A. Woods	R. Quinn		J. Smith	S. Lee	C. Awuzie/ J. Lewis	B. Jones	J. Heath	X. Woods
11/10	Minnesota	D. Lawrence	M. Collins	A. Woods	R. Quinn	S. Lee	J. Smith	L. Vander Esch	C. Awuzie	B. Jones	J. Heath	X. Woods
11/17	at Detroit	D. Lawrence	M. Collins	A. Woods	R. Quinn	S. Lee	J. Smith	L. Vander Esch	C. Awuzie	B. Jones	D. Thompson	X. Woods
11/24	at New England	D. Lawrence	M. Collins	A. Woods	R. Quinn		J. Smith	S. Lee	C. Awuzie/ J. Lewis	B. Jones	J. Heath	X. Woods
11/28	Buffalo	D. Lawrence	M. Collins	C. Covington	R. Quinn		J. Smith	S. Lee	C. Awuzie/ J. Lewis	B. Jones	D. Thompson	X. Woods
12/5	at Chicago	D. Lawrence	M. Collins	C. Covington	R. Quinn		J. Smith	S. Lee	C. Awuzie/ J. Lewis	B. Jones	D. Thompson	X. Woods
12/15	L.A. Rams	D. Lawrence	M. Collins	A. Woods	R. Quinn	J. Thomas	J. Smith	S. Lee	C. Awuzie	B. Jones	J. Heath	X. Woods
12/22	at Philadelphia											
12/29	Washington											

Rookies underlined.

## GAME-BY-GAME INACTIVES

DATE	OPPONENT	1	2	3	4	5	6	7
9/8	N.Y. Giants	T. Charlton	<u>L. Gifford-I</u>	<u>T. Hill</u>	<u>B. Knight</u>	A. Redmond	D. Thompson	<u>D. Wilson-I</u>
9/15	at Washington	T. Austin-I	T. Charlton	<u>L. Gifford-I</u>	<u>T. Hill</u>	<u>B. Knight</u>	A. Redmond	<u>D. Wilson</u>
9/22	Miami	T. Austin-I	T. Crawford-I	M. Gallup-I	<u>L. Gifford-I</u>	<u>B. Knight</u>	A. Woods-I	X. Woods-I
9/29	at New Orleans	T. Crawford-I	M. Gallup-I	<u>L. Gifford-I</u>	<u>B. Knight</u>	A. Redmond	<u>D. Wilson</u>	A. Woods-I
10/6	Green Bay	<u>L. Gifford</u>	<u>J. Jackson</u>	A. Redmond	D. Smith	T. Smith-I	C. Wilson	A. Woods-I
10/13	at N.Y. Jets	R. Cobb-I	L. Collins-I	<u>T. Hill</u>	<u>J. Jackson</u>	A. Redmond	D. Smith	T. Smith-I
10/20	Philadelphia	D. Armstrong-I	A. Brown-I	<u>L. Gifford</u>	J. Hamilton	<u>B. Knight</u>	A. Redmond	D. Smith
11/4	at N.Y. Giants	C. Fleming-I	<u>T. Hill</u>	<u>J. Jackson</u>	A. Redmond	D. Smith	L. Vander Esch-I	C. Wilson
11/10	Minnesota	C. Fleming-I	<u>L. Gifford</u>	<u>T. Hill</u>	<u>J. Jackson</u>	A. Redmond	D. Smith	C. Wilson
11/17	at Detroit	<u>L. Gifford</u>	J. Heath-I	<u>T. Hill</u>	J. Jackson	D. Smith	C. Williams-I	C. Wilson
11/24	at New England	<u>T. Hill</u>	<u>J. Jackson</u>	<u>B. Knight</u>	D. Smith	L. Vander Esch-I	C. Wilson	<u>D. Wilson</u>
11/28	Buffalo	J. Heath-I	<u>J. Jackson</u>	<u>B. Knight</u>	D. Smith	L. Vander Esch-I	C. Wilson	A. Woods-I
12/5	at Chicago	C. Benenoch	J. Heath-I	<u>J. Jackson</u>	<u>T. Pollard-I</u>	D. Smith	L. Vander Esch-I	A. Woods-I
12/15	L.A. Rams	D. Burton	<u>T. Hill</u>	<u>M. Hyatt</u>	<u>J. Jackson</u>	<u>B. Knight</u>	D. Smith	L. Vander Esch-I
12/22	at Philadelphia							
12/29	Washington							

"I" denotes injury

## BIG RUN PLAYS (10+ YARDS)

DATE	OPPONENT	QTR	COWBOYS	YARDS	DOWN	RESULT	QTR	OPPONENTS	YARDS	DOWN	RESULT
9/8	N.Y. Giants	3	<b>E. Elliott</b>	<b>10t</b>	2-5-NYG 10	TD	1	S. Barkley	59	2-1-NYG 18	TD
							3	S. Barkley	11	2-3-DAL 22	FG
							3	S. Barkley	11	3-1-NYG 22	Punt
							4	S. Barkley	13	1-10-NYG 25	TD
							4	W. Gallman Jr.	15	1-10-DAL 30	TD
9/15	at Washington	1	E. Elliott	15	3-1-DAL 19	INT	2	A. Peterson	10	1-10-WAS 26	Punt
		2	D. Prescott	15	2-2-DAL 11	TD					
		2	D. Prescott	42	3-1-DAL 37	TD					
		3	E. Elliott	13	2-2-DAL 33	TD					
		3	T. Pollard	10	2-2-WAS 13	FG					
		4	D. Prescott	11	2-7-DAL 16	Game					
		4	E. Elliott	27	3-5-DAL 32	Game					
9/22	Miami	1	E. Elliott	13	1-10-MIA 20	TD		NONE			
		2	E. Elliott	11	1-10-DAL 9	Half					
		2	E. Elliott	14	1-10-DAL 20	Half					
		2	E. Elliott	14	2-10-DAL 34	Half					
		3	T. Pollard	12	2-8-DAL 37	TD					
		3	E. Elliott	11	1-10-MIA 19	TD					
		4	E. Elliott	18	1-10-DAL 15	Miss FG					
		4	T. Pollard	28	2-4- 50	Miss FG					
		4	T. Pollard	11	2-4-DAL 46	TD					
		4	<b>T. Pollard</b>	<b>16t</b>	1-10-MIA 16	TD					
9/29	at New Orleans		NONE				1	A. Kamara	13	1-10-NO 43	FG
							1	T. Hill	18	1-10-DAL 44	FG
							1	D. Harris	10	2-8-DAL 24	FG
							3	A. Kamara	11	1-10-DAL 38	FG
10/6	Green Bay	1	E. Elliott	12	1-10- 50	INT	1	<b>A. Jones</b>	<b>18t</b>	2-10-DAL 18	TD
		1	E. Elliott	12	1-10-DAL 10	Punt	1	A. Jones	15	2-8-DAL 24	TD
		2	T. Austin	14	1-10-GB 48	INT	2	A. Jones	16	1-10-GB 19	FG
		2	E. Elliott	14	2-3-DAL 17	Half	3	A. Jones	15	1-10-GB 21	TD
		4	D. Prescott	14	1-10-DAL 46	Miss FG	4	A. Jones	11	1-10-GB 25	Punt
							4	A. Jones	11	2-7-GB 39	Punt
10/13	at N.Y. Jets	1	E. Elliott	12	1-10-DAL 25	FG	3	L. Bell	13	1-10-DAL 40	INT
		3	E. Elliott	13	3-1-NYJ 47	FG					
		3	E. Elliott	10	2-3-DAL 49	Miss FG					
		3	T. Pollard	10	2-2-NYJ 33	Miss FG					
10/20	Philadelphia	1	<b>T. Austin</b>	<b>20t</b>	3-2-PHI 20	TD	1	J. Howard	16	1-10-PHI 28	TD
		1	E. Elliott	13	1-10-PHI 14	TD	4	B. Scott	14	4-2-PHI 34	Game
		2	E. Elliott	11	1-10-DAL 29	TD					
		2	T. Pollard	11	1-10-PHI 42	TD					
		2	E. Elliott	16	1-10-PHI 30	FG					
		4	E. Elliott	16	1-10-DAL 19	Punt					
11/4	at N.Y. Giants	2	E. Elliott	15	1-10-DAL 25	TD	1	D. Jones	16	1-10-NYG 44	TD
		3	E. Elliott	19	1-10-NYG 36	FG	2	G. Tate	16	1-10-NYG 45	FG
		3	T. Pollard	10	1-10-DAL 25	TD	3	D. Jones	14	1-10-DAL 41	FG
		4	D. Prescott	11	3-3-NYG 31	TD					
11/10	Minnesota		NONE				2	D. Cook	13	2-9-MIN 7	Punt
							3	D. Cook	23	1-10-MIN 47	FG
							3	D. Cook	14	1-10-DAL 46	TD
							3	A. Mattison	12	1-10-DAL 32	TD
							3	A. Mattison	16	2-7-DAL 17	TD
11/17	at Detroit		NONE				2	J. Driskel	10	1-10-DAL 45	TD
							2	B. Scarbrough	23	1-10-DAL 25	TD
							4	J. Driskel	23	2-4-DET 21	TD
11/24	at New England	2	E. Elliott	12	1-10-DAL 41	FG	1	S. Michel	13	1-10-NE 22	Punt
		3	E. Elliott	10	1-10-DAL 20	Punt	1	S. Michel	17	1-10-NE 36	Punt
							3	B. Bolden	11	1-10-NE 28	Punt
							4	S. Michel	15	2-5-NE 43	FG
							4	S. Michel	12	2-5-DAL 20	Downs
11/28	Buffalo	1	E. Elliott	13	1-10-DAL 5	Punt	2	D. Singletary	26	1-10-BUF 29	TD
		1	E. Elliott	30	1-10-DAL 23	Punt	3	<b>J. Allen</b>	<b>15t</b>	1-10-DAL 15	TD
		3	E. Elliott	12	1-10-DAL 25	Miss FG	3	D. Singletary	16	1-10-BUF 6	FG
		3	D. Prescott	10	3-10-BUF 47	Downs					
12/5	at Chicago	2	E. Elliott	31	1-10-DAL 39	Miss FG	1	M. Trubisky	13	2-9-DAL 32	INT
							2	D. Montgomery	11	1-10-CHI 46	FG
							2	D. Montgomery	20	1-10-DAL 43	FG
							4	<b>M. Trubisky</b>	<b>23t</b>	1-10-DAL 23	TD
12/15	L.A. Rams	1	E. Elliott	10	2-8-DAL 23	TD		NONE			
		2	E. Elliott	15	1-10-DAL 25	TD					
		2	T. Pollard	25	1-10-DAL 39	TD					
		3	E. Elliott	12	1-10-LAR 49	FG					
		4	T. Pollard	33	3-1-DAL 28	FG					
		4	<b>T. Pollard</b>	<b>44t</b>	2-8-LAR 44	TD					
12/22	at Philadelphia										
12/29	Washington										
<b>TOTALS</b>				<b>50 - 801 (16.0), 4 TDS</b>					<b>42 - 672 (16.0), 3 TDS</b>		

# BIG PASS PLAYS (20+ YARDS)

DATE	OPPONENT	QTR	COWBOYS	YARDS	DOWN	RESULT	QTR	OPPONENTS	YARDS	DOWN	RESULT	
9/8	N.Y. Giants	1	<b>D. Prescott -&gt; B. Jarwin</b>	<b>28t</b>	2-10-NYG	28 TD	3	E. Manning -> C. Latimer	43	1-10-NYG	15 FG	
		2	D. Prescott -> M. Gallup	36	2-8-DAL	23 TD	3	E. Manning -> C. Latimer	22	1-10-DAL	38 FUM	
		2	D. Prescott -> M. Gallup	23	1-10-NYG	41 TD	4	E. Manning -> E. Ingram	22	1-10-NYG	48 TD	
		2	<b>D. Prescott -&gt; A. Cooper</b>	<b>21t</b>	3-6-NYG	21 TD						
		3	D. Prescott -> A. Cooper	45	1-10-DAL	25 TD						
		3	<b>D. Prescott -&gt; R. Cobb</b>	<b>25t</b>	2-5-NYG	25 TD						
9/15	at Washington	3	D. Prescott -> M. Gallup	62	3-8-DAL	13 TD						
		2	<b>D. Prescott -&gt; D. Smith</b>	<b>51t</b>	2-7-DAL	49 TD	3	C. Keenum -> T. McLaurin	27	1-10-WAS	39 TD	
9/22	Miami	3	D. Prescott -> B. Jarwin	22	1-10-DAL	25 FG	4	C. Keenum -> T. McLaurin	20	2-8-WAS	27 Downs	
		1	D. Prescott -> A. Cooper	37	1-10-DAL	37 FG	1	J. Rosen -> D. Parker	40	3-4-MIA	31 Miss FG	
9/29	at New Orleans	1	D. Prescott -> J. Witten	33	3-20-DAL	47 TD	1	J. Rosen -> P. Williams	24	1-10-DAL	43 FG	
		3	D. Prescott -> D. Smith	33	2-9-DAL	26 TD	2	R. Fitzpatrick -> P. Williams	25	3-3-DAL	46 FG	
		3	D. Prescott -> R. Cobb	20	1-10-MIA	41 TD						
		3	D. Prescott -> B. Jarwin	35	2-12-NO	37 TD	1	T. Bridgewater -> M. Thomas	20	3-9-NO	15 INT	
4	D. Prescott -> R. Cobb	32	3-20-DAL	16 INT	2	T. Bridgewater -> J. Hill	20	1-10-NO	49 FG			
10/6	Green Bay	1	D. Prescott -> A. Cooper	23	2-8-DAL	27 INT	1	A. Rodgers -> J. Graham	23	1-10-GB	11 TD	
		1	D. Prescott -> A. Cooper	46	2-15-DAL	17 Punt	1	A. Rodgers -> R. Tonyan	23	2-8-DAL	49 TD	
		2	D. Prescott -> A. Cooper	24	2-7-DAL	28 INT	2	A. Rodgers -> A. Jones	22	1-10-GB	35 FG	
		3	D. Prescott -> M. Gallup	20	2-10-DAL	48 FG	3	A. Rodgers -> G. Allison	22	3-2-DAL	32 TD	
		3	D. Prescott -> R. Cobb	25	1-10-GB	32 FG						
		3	<b>D. Prescott -&gt; M. Gallup</b>	<b>40t</b>	2-4-GB	40 TD						
		3	D. Prescott -> A. Cooper	27	1-10-DAL	30 TD						
		3	D. Prescott -> E. Elliott	27	1-25-DAL	42 TD						
		4	<b>D. Prescott -&gt; A. Cooper</b>	<b>53t</b>	1-10-DAL	47 TD						
		10/13	at N.Y. Jets	2	D. Prescott -> T. Austin	23	3-8-NYJ	38 Downs	1	S. Darnold -> J. Crowder	24	3-4-NYJ
3	D. Prescott -> J. Witten	20	2-11-DAL	24 FG	2	<b>S. Darnold -&gt; R. Anderson</b>	<b>92t</b>	1-10-NYJ	8 TD			
10/20	Philadelphia	2	D. Prescott -> A. Cooper	44	1-10-DAL	26 FG	2	S. Darnold -> D. Thomas	33	2-10-50	50 TD	
		4	D. Prescott -> A. Cooper	28	3-6-PHI	44 FG	3	S. Darnold -> J. Crowder	25	2-10-NYJ	25 INT	
		1	<b>C. Wentz -&gt; D. Goedert</b>	<b>28t</b>	2-12-DAL	28 TD	4	S. Darnold -> J. Crowder	30	1-10-NYJ	23 FG	
		3	C. Wentz -> A. Jeffery	30	1-10-DAL	42 FG	1	<b>C. Wentz -&gt; D. Goedert</b>	<b>28t</b>	2-12-DAL	28 TD	
4	C. Wentz -> D. Goedert	21	1-10-PHI	25 Downs	3	C. Wentz -> A. Jeffery	30	1-10-DAL	42 FG			
4	C. Wentz -> Z. Ertz	24	2-5-DAL	49 Downs	4	C. Wentz -> D. Goedert	21	1-10-PHI	25 Downs			
11/4	at N.Y. Giants	2	D. Prescott -> A. Cooper	24	1-10-DAL	24 FUM	4	D. Jones -> S. Barkley	65	1-10-NYG	24 FG	
2	<b>D. Prescott -&gt; B. Jarwin</b>	<b>42t</b>	2-10-NYG	42 TD								
4	<b>D. Prescott -&gt; A. Cooper</b>	<b>45t</b>	3-12-NYG	45 TD								
11/10	Minnesota	2	D. Prescott -> M. Gallup	25	3-6-DAL	29 Punt	1	K. Cousins -> D. Cook	27	1-15-DAL	47 TD	
		2	D. Prescott -> A. Cooper	20	3-12-50	50 TD	1	K. Cousins -> D. Cook	30	1-10-MIN	42 TD	
		2	<b>D. Prescott -&gt; M. Gallup</b>	<b>23t</b>	2-3-MIN	23 TD	2	K. Cousins -> S. Diggs	27	3-3-MIN	47 FG	
		2	D. Prescott -> B. Jarwin	26	3-3-DAL	49 TD						
		2	<b>D. Prescott -&gt; R. Cobb</b>	<b>22t</b>	3-7-MIN	22 TD						
		4	D. Prescott -> R. Cobb	20	3-14-DAL	21 FG						
		4	D. Prescott -> R. Cobb	24	2-10-MIN	30 FG						
		4	D. Prescott -> R. Cobb	20	1-10-DAL	6 Downs						
4	D. Prescott -> A. Cooper	20	1-10-DAL	49 Downs								
11/17	at Detroit	1	D. Prescott -> M. Gallup	23	1-10-DAL	30 TD	2	J. Driskel -> J. McKissic	22	1-17-DET	8 Punt	
		2	<b>D. Prescott -&gt; T. Pollard</b>	<b>21t</b>	3-5-DET	21 TD	3	J. Driskel -> M. Hall	39	3-14-DAL	48 TD	
		2	D. Prescott -> M. Gallup	41	3-9-50	50 TD	4	J. Driskel -> D. Amendola	21	2-10-DAL	46 TD	
		2	D. Prescott -> R. Cobb	49	1-10-DAL	27 TD	4	<b>J. Driskel -&gt; M. Jones Jr.</b>	<b>25t</b>	1-10-DAL	25 TD	
		3	D. Prescott -> R. Cobb	33	1-10-DAL	25 FG	4	J. Driskel -> K. Golladay	34	2-5-DET	19 Punt	
		4	D. Prescott -> M. Gallup	22	3-4-DAL	37 Punt						
		4	D. Prescott -> B. Jarwin	23	2-10-DAL	13 Game						
11/24	at New England	2	D. Prescott -> M. Gallup	22	2-8-DAL	49 FG	2	T. Brady -> J. Meyers	32	1-10-NE	25 Miss FG	
		4	D. Prescott -> R. Cobb	59	2-5-DAL	16 FG	2	T. Brady -> J. Edelman	20	2-10-DAL	43 Miss FG	
							2	T. Brady -> J. Meyers	23	3-8-NE	38 Miss FG	
							3	T. Brady -> J. Edelman	20	3-20-NE	29 Punt	
4	T. Brady -> J. Edelman	23	2-10-NE	36 Punt	4	T. Brady -> J. Edelman	23	2-10-NE	36 Punt			
11/28	Buffalo	1	D. Prescott -> E. Elliott	20	2-8-BUF	49 TD	1	J. Allen -> C. Beasley	29	3-10-BUF	2 Punt	
		3	D. Prescott -> M. Gallup	35	1-10-DAL	37 Miss FG	2	<b>J. Allen -&gt; C. Beasley</b>	<b>25t</b>	1-10-DAL	25 TD	
		4	D. Prescott -> R. Cobb	23	2-1-DAL	39 TD	2	<b>J. Brown -&gt; D. Singletary</b>	<b>28t</b>	1-10-DAL	28 TD	
4	J. Allen -> R. Foster	20	3-4-BUF	46 FG	4	J. Allen -> R. Foster	20	3-4-BUF	46 FG			
12/5	at Chicago	3	D. Prescott -> M. Gallup	21	4-3-CHI	47 TD	2	M. Trubisky -> J. Holtz	30	1-10-DAL	39 TD	
		4	D. Prescott -> A. Cooper	27	1-10-DAL	19 Downs	2	M. Trubisky -> A. Miller	21	1-15-DAL	29 TD	
		4	D. Prescott -> M. Gallup	24	2-7-DAL	18 TD	3	M. Trubisky -> C. Patterson	33	3-9-CHI	34 TD	
		4	D. Prescott -> M. Gallup	23	2-10-CHI	45 TD	4	M. Trubisky -> A. Robinson II	22	1-10-DAL	45 TD	
		4	D. Prescott -> R. Cobb	35	2-10-CHI	48 FG						
12/15	L.A. Rams	2	<b>D. Prescott -&gt; T. Austin</b>	<b>59t</b>	2-9-DAL	41 TD	1	J. Goff -> J. Reynolds	28	2-9-LAR	39 TD	
		2	D. Prescott -> B. Jarwin	20	3-4-DAL	9 TD	2	J. Goff -> T. Higbee	26	1-10-DAL	33 TD	
		2	D. Prescott -> B. Jarwin	20	1-10-LAR	36 TD						
		3	D. Prescott -> E. Elliott	26	1-10-DAL	48 FG						
12/22	at Philadelphia											
12/29	Washington											
<b>TOTALS</b>			<b>61 - 1,840 (30.2), 12 TDS</b>				<b>47 - 1,330 (28.3), 5 TDS</b>					

## BIG RUN AND PASS PLAYS (20+ YARDS)

DATE	OPPONENT	QTR	COWBOYS	RUN	PASS	DOWN	RESULT	QTR	OPPONENTS	RUN	PASS	DOWN	RESULT	
9/8	N.Y. Giants	1	D. Prescott -> B. Jarwin		<b>28t</b>	2-10-NYG 28	TD	1	S. Barkley run	59		2-1-NYG 18	TD	
		2	D. Prescott -> M. Gallup		36	2-8-DAL 23	TD	3	E. Manning -> C. Latimer		43	1-10-NYG 15	FG	
		2	D. Prescott -> M. Gallup		23	1-10-NYG 41	TD	3	E. Manning -> C. Latimer		22	1-10-DAL 38	FUM	
		3	D. Prescott -> A. Cooper		<b>21t</b>	3-6-NYG 21	TD	4	E. Manning -> E. Ingram		22	1-10-NYG 48	TD	
		3	D. Prescott -> A. Cooper		45	1-10-DAL 25	TD							
		3	D. Prescott -> R. Cobb		<b>25t</b>	2-5-NYG 25	TD							
9/15	at Washington	2	D. Prescott -> D. Smith		<b>51t</b>	2-7-DAL 49	TD	3	C. Keenum -> T. McLaurin	27		1-10-WAS 39	TD	
		2	D. Prescott run	42		3-1-DAL 37	TD	4	C. Keenum -> T. McLaurin	20		2-8-WAS 27	Downs	
		3	D. Prescott -> B. Jarwin		22	1-10-DAL 25	FG							
		4	E. Elliott run	27		3-5-DAL 32	Game							
9/22	Miami	1	D. Prescott -> A. Cooper		37	1-10-DAL 37	FG	1	J. Rosen -> D. Parker	40		3-4-MIA 31	Miss FG	
		1	D. Prescott -> J. Witten		33	3-20-DAL 47	TD	1	J. Rosen -> P. Williams	24		1-10-DAL 43	FG	
		3	D. Prescott -> D. Smith		33	2-9-DAL 26	TD	2	R. Fitzpatrick -> P. Williams	25		3-3-DAL 46	FG	
		3	D. Prescott -> R. Cobb		20	1-10-MIA 41	TD							
		4	T. Pollard run	28		2-4-50	Miss FG							
9/29	at New Orleans	3	D. Prescott -> B. Jarwin		35	2-12-NO 37	TD	1	T. Bridgewater -> M. Thomas	20		3-9-NO 15	INT	
		4	D. Prescott -> R. Cobb		32	3-20-DAL 16	INT	2	T. Bridgewater -> J. Hill	20		1-10-NO 49	FG	
10/6	Green Bay	1	D. Prescott -> A. Cooper		23	2-8-DAL 27	INT	1	A. Rodgers -> J. Graham	23		1-10-GB 11	TD	
		1	D. Prescott -> A. Cooper		46	2-15-DAL 17	Punt	1	A. Rodgers -> R. Tonyan	23		2-8-DAL 49	TD	
		2	D. Prescott -> A. Cooper		24	2-7-DAL 28	INT	2	A. Rodgers -> A. Jones	22		1-10-GB 35	FG	
		3	D. Prescott -> M. Gallup		20	2-10-DAL 48	FG	3	A. Rodgers -> G. Allison	22		3-2-DAL 32	TD	
		3	D. Prescott -> R. Cobb		25	1-10-GB 32	FG							
		3	D. Prescott -> M. Gallup		<b>40t</b>	2-4-GB 40	TD							
10/13	at N.Y. Jets	3	D. Prescott -> A. Cooper		27	1-10-DAL 30	TD							
		3	D. Prescott -> E. Elliott		27	1-25-DAL 42	TD							
		4	D. Prescott -> A. Cooper		<b>53t</b>	1-10-DAL 47	TD							
		2	D. Prescott -> T. Austin		23	3-8-NYJ 38	Downs	1	S. Darnold -> J. Crowder	24		3-4-NYJ 45	TD	
		3	D. Prescott -> J. Witten		20	2-11-DAL 24	FG	2	<b>S. Darnold -&gt; R. Anderson</b>	<b>92t</b>		1-10-NYJ 8	TD	
10/20	Philadelphia							2	S. Darnold -> D. Thomas	33		2-10-50	TD	
		1	T. Austin run	<b>20t</b>		3-2-PHI 20	TD	3	S. Darnold -> J. Crowder	25		1-10-NYJ 25	INT	
		2	D. Prescott -> A. Cooper		44	1-10-DAL 26	FG	4	S. Darnold -> J. Crowder	30		1-10-NYJ 23	FG	
		4	D. Prescott -> A. Cooper		28	3-6-PHI 44	FG	1	<b>C. Wentz -&gt; D. Goedert</b>	<b>28t</b>		2-12-DAL 28	TD	
								3	C. Wentz -> A. Jeffery	30		1-10-DAL 42	FG	
11/4	at N.Y. Giants							4	C. Wentz -> D. Goedert	21		1-10-PHI 25	Downs	
		2	D. Prescott -> A. Cooper		24	1-10-DAL 24	FUM	4	C. Wentz -> Z. Ertz	24		2-5-DAL 49	Downs	
		2	<b>D. Prescott -&gt; B. Jarwin</b>	<b>42t</b>		2-10-NYG 42	TD	4	D. Jones -> S. Barkley	65		1-10-NYG 24	FG	
		4	<b>D. Prescott -&gt; A. Cooper</b>	<b>45t</b>		3-12-NYG 45	TD							
11/10	Minnesota	2	D. Prescott -> M. Gallup		25	3-6-DAL 29	Punt	1	K. Cousins -> D. Cook	27		1-15-DAL 47	TD	
		2	D. Prescott -> A. Cooper		20	3-12-50	TD	1	K. Cousins -> D. Cook	30		1-10-MIN 42	TD	
		2	<b>D. Prescott -&gt; M. Gallup</b>	<b>23t</b>		2-3-MIN 23	TD	2	K. Cousins -> S. Diggs	27		3-3-MIN 47	FG	
		2	D. Prescott -> B. Jarwin		26	3-3-DAL 49	TD	3	D. Cook run	23		1-10-MIN 47	FG	
		2	<b>D. Prescott -&gt; R. Cobb</b>	<b>22t</b>		3-7-MIN 22	TD							
		4	D. Prescott -> R. Cobb		20	3-14-DAL 21	FG							
		4	D. Prescott -> R. Cobb		24	2-10-MIN 30	FG							
11/17	at Detroit	4	D. Prescott -> R. Cobb		20	1-10-DAL 6	Downs							
		4	D. Prescott -> A. Cooper		20	1-10-DAL 49	Downs							
		1	D. Prescott -> M. Gallup		23	1-10-DAL 30	TD	2	B. Scarbrough run	23		1-10-DAL 25	TD	
		2	<b>D. Prescott -&gt; T. Pollard</b>	<b>21t</b>		3-5-DET 21	TD	2	J. Driskel -> J. McKissic	22		1-17-DET 8	Punt	
		2	D. Prescott -> M. Gallup		41	3-9-50	TD	3	J. Driskel -> M. Hall	39		3-14-DAL 48	TD	
		2	D. Prescott -> R. Cobb		49	1-10-DAL 27	FG	4	J. Driskel run	23		2-4-DET 31	TD	
		3	D. Prescott -> R. Cobb		33	1-10-DAL 25	FG	4	J. Driskel -> D. Amendola	21		2-10-DAL 46	TD	
11/24	at New England	4	D. Prescott -> M. Gallup		22	3-4-DAL 37	Punt	4	<b>J. Driskel -&gt; M. Jones Jr.</b>	<b>25t</b>		1-10-DAL 25	TD	
		4	D. Prescott -> B. Jarwin		23	2-10-DAL 13	Game	4	J. Driskel -> K. Golladay	34		2-5-DET 19	Punt	
		2	D. Prescott -> M. Gallup		22	2-8-DAL 49	FG	2	T. Brady -> J. Meyers	32		1-10-NE 25	Miss FG	
		2	D. Prescott -> R. Cobb		59	2-5-DAL 16	FG	2	T. Brady -> J. Edelman	20		2-10-DAL 43	Miss FG	
								2	T. Brady -> J. Edelman	23		3-8-NE 38	Miss FG	
11/28	Buffalo							3	T. Brady -> J. Edelman	20		3-20-NE 29	Punt	
		1	D. Prescott -> E. Elliott		20	2-8-BUF 49	TD	4	T. Brady -> J. Edelman	23		2-10-NE 36	Punt	
		1	E. Elliott run	30		1-10-DAL 23	Punt							
		3	D. Prescott -> M. Gallup		35	1-10-DAL 37	Miss FG							
12/5	at Chicago	4	D. Prescott -> R. Cobb		23	2-1-DAL 39	TD	2	J. Allen -> C. Beasley	26		3-10-BUF 2	Punt	
								2	D. Singletary run			1-10-BUF 29	TD	
		2	E. Elliott run	31		1-10-DAL 39	Miss FG	2	<b>J. Allen -&gt; C. Beasley</b>	<b>25t</b>		1-10-DAL 25	TD	
		3	D. Prescott -> M. Gallup		21	4-3-CHI 47	TD	2	<b>J. Brown -&gt; D. Singletary</b>	<b>28t</b>		1-10-DAL 28	TD	
		4	D. Prescott -> A. Cooper		27	1-10-DAL 19	Downs	4	J. Allen -> R. Foster	20		3-4-BUF 46	FG	
		4	D. Prescott -> M. Gallup		24	2-7-DAL 18	TD	2	M. Trubisky -> J. Holtz	30		1-10-DAL 39	TD	
12/15	L.A. Rams	4	D. Prescott -> M. Gallup		23	2-10-CHI 45	TD	2	D. Montgomery run	20		1-15-DAL 43	FG	
		4	D. Prescott -> R. Cobb		35	2-10-CHI 48	FG	3	M. Trubisky -> A. Miller	21		1-15-DAL 29	TD	
								3	M. Trubisky -> C. Patterson	33		3-9-CHI 34	TD	
								4	M. Trubisky -> A. Robinson II	22		1-10-DAL 45	TD	
								4	<b>M. Trubisky run</b>	<b>23t</b>		1-10-DAL 23	TD	
12/22	at Philadelphia							1	J. Goff -> J. Reynolds	28		2-9-LAR 39	TD	
								2	J. Goff -> T. Higbee	26		1-10-DAL 33	TD	
12/29	Washington													
<b>TOTALS</b>				<b>70</b>	<b>- 2,120 (30.3)</b>	<b>14 TDS (9 RUNS, 2 TDS, 61 PASSES, 12 TDS)</b>				<b>54</b>	<b>- 1,527 (28.3)</b>	<b>6 TDS (7 RUNS, 1 TD, 47 PASSES, 5 TDS)</b>		

## BIG RETURNS: 30+ KO/10+ PUNT/10+ BLK KR/20+ INT/10+ FUM

DATE	OPPONENT	QTR	RETURN	COWBOYS	YARDS	DOWN	RESULT	QTR	RETURN	OPPONENTS	YARDS	DOWN	RESULT
9/8	N.Y. Giants			NONE						NONE			
9/15	at Washington			NONE				1	INT	M. Nicholson	23	DAL 38	TD
9/22	Miami	3	Punt	C. Wilson	13	DAL 24	TD	2	INT	B. McCain	21	MIA 49	Punt
9/29	at New Orleans	2	Punt	R. Cobb	14	DAL 22	FUM	2	Punt	D. Harris	23	NO 49	FG
10/6	Green Bay	2	Punt	T. Austin	10	DAL 31	Punt	1	INT	J. Alexander	37	DAL 47	TD
10/13	at N.Y. Jets	3	INT	J. Lewis	20	DAL 26	Miss FG	1	Punt	B. Berrios	10	NYJ 17	TD
								2	Punt	B. Berrios	12	NYJ 35	TD
10/20	Philadelphia			NONE						NONE			
11/4	at N.Y. Giants	2	INT	X. Woods	29	NYG 39	FG	3	KO	C. Latimer	50	DAL 26	Punt
		4	Punt	T. Austin	15	NYG 48	Punt	3	Punt	G. Tate	15	NYG 35	FUM
		4	FUM	<b>J. Lewis</b>	<b>63t</b>	NYG 15	Game	3	KO	C. Latimer	41	NYG 35	TD
11/10	Minnesota			NONE						NONE			
11/17	at Detroit			NONE				2	Punt	J. Agnew	32	DAL 45	TD
11/24	at New England			NONE						NONE			
11/28	Buffalo			NONE				3	KO	A. Roberts	32	BUF 35	Miss FG
12/5	at Chicago			NONE				1	KO	C. Patterson	32	DAL 1	Punt
								2	Punt	T. Cohen	13	CHI 46	FG
								3	Punt	T. Cohen	11	CHI 46	FUM
12/15	L.A. Rams	2	INT	S. Lee	25	LAR 9	TD			NONE			
		3	Punt	T. Austin	12	DAL 32	Punt						
12/22	at Philadelphia												
12/29	Washington												
<b>TOTALS</b>				<b>9 - 201 (22.3), 1 TDS</b>						<b>14 - 352 (25.1), 0 TDS</b>			

## SCORING DRIVES

DATE	OPPONENT	Q	TIME	PLAYS	YARDS	SCORING PLAY	DAL	OPP
9/8	N.Y. Giants	1	4:47	11	75	B. Jarwin: 28 pass from D. Prescott	7	7
		2	4:59	9	93	J. Witten: 4 pass from D. Prescott	14	7
		2	6:43	13	83	A. Cooper: 21 pass from D. Prescott	21	7
		3	1:11	3	75	R. Cobb: 25 pass from D. Prescott	28	10
		3	3:59	7	89	E. Elliott: 10 run	35	10
9/15	at Washington	2	3:34	7	97	D. Smith: 51 pass from D. Prescott	7	7
		2	4:23	11	83	J. Witten: 2 pass from D. Prescott	14	7
		3	5:02	9	75	A. Cooper: 10 pass from D. Prescott	21	7
		4	5:39	11	68	B. Maher: 25 FG	24	14
		4	5:57	10	54	E. Elliott: 2 run	31	14
9/22	Miami	1	2:53	8	53	B. Maher: 28 FG	3	0
		1	3:26	9	54	A. Cooper: 5 pass from D. Prescott	10	0
		3	2:32	5	75	A. Cooper: 19 pass from D. Prescott	17	6
		3	5:28	9	76	D. Prescott: 8 run	24	6
		4	1:42	5	60	T. Pollard: 16 run	31	6
9/29	at New Orleans	1	3:34	9	44	B. Maher: 28 FG	3	0
		3	5:44	11	84	E. Elliott: 1 run	10	9
10/6	Green Bay	3	3:39	11	57	B. Maher: 36 FG	3	24
		3	1:30	6	75	M. Gallup: 40 pass from D. Prescott	10	31
		4	1:27	5	70	E. Elliott: 2 run	17	31
		4	0:21	2	75	A. Cooper: 53 pass from D. Prescott	24	34
10/13	at N.Y. Jets	2	3:28	8	43	B. Maher: 50 FG	3	7
		2	0:27	5	31	B. Maher: 62 FG	6	21
		3	7:10	14	61	B. Maher: 32 FG	9	21
		4	4:51	11	84	E. Elliott: 5 run	16	21
		4	2:41	10	75	D. Prescott: 4 run	22	24
10/20	Philadelphia	1	3:02	6	45	T. Austin: 20 run	7	0
		1	0:18	2	14	E. Elliott: 1 run	14	0
		2	6:52	12	71	B. Jarwin: 1 pass from D. Prescott	21	7
		2	1:16	8	72	B. Maher: 26 FG	24	7
		2	0:22	5	25	B. Maher: 63 FG	27	7
		4	7:23	13	64	B. Maher: 29 FG	30	10
4	1:21	3	16	D. Prescott: 8 run	37	10		
11/4	at N.Y. Giants	1	5:04	11	58	B. Maher: 35 FG	3	3
		2	1:58	6	75	B. Jarwin: 42 pass from D. Prescott	10	12
		2	0:25	4	5	B. Maher: 52 FG	13	12
		3	2:50	7	39	B. Maher: 28 FG	16	12
		4	2:47	9	75	M. Gallup: 15 pass from D. Prescott	23	15
		4	3:54	8	89	A. Cooper: 45 pass from D. Prescott	30	18
11/10	Minnesota	2	2:32	5	48	M. Gallup: 23 pass from D. Prescott	7	14
		2	4:39	11	83	R. Cobb: 22 pass from D. Prescott	14	14
		3	2:37	7	75	A. Cooper: 12 pass from D. Prescott	21	20
		4	5:02	13	70	B. Maher: 23 FG	24	30
11/17	at Detroit	1	7:31	14	74	B. Maher: 30 FG	3	7
		2	2:11	7	70	T. Pollard: 21 pass from D. Prescott	10	7
		2	3:09	7	75	E. Elliott: 1 run	17	14
		2	1:21	4	83	R. Cobb: 19 pass from D. Prescott	24	14
		3	4:15	10	59	B. Maher: 34 FG	27	21
		4	5:41	11	84	E. Elliott: 17 pass from D. Prescott	35	21
11/24	at New England	2	4:10	9	42	B. Maher: 46 FG	3	10
		2	4:18	9	55	B. Maher: 27 FG	6	10
		4	3:28	8	78	B. Maher: 29 FG	9	13
11/28	Buffalo	1	4:26	9	75	J. Witten: 8 pass from D. Prescott	7	0
		4	1:27	5	70	V. Bryant: 15 pass from D. Prescott	17	26
12/5	at Chicago	1	8:57	17	75	E. Elliott: 2 run	7	0
		4	3:03	9	54	E. Elliott: 2 run	14	24
		4	3:14	10	85	A. Cooper: 19 pass from D. Prescott	21	31
		4	1:42	9	77	B. Maher: 31 FG	24	31
12/15	L.A. Rams	1	6:21	15	90	J. Witten: 19 pass from D. Prescott	7	0
		2	1:21	3	75	T. Austin: 59 pass from D. Prescott	14	7
		2	7:57	14	97	E. Elliott: 1 run	21	7
		2	1:00	3	9	E. Elliott: 3 run	28	7
		3	3:51	8	43	K. Forbath: 50 FG	31	7
		4	3:49	7	40	K. Forbath: 42 FG	34	7
		4	6:59	10	57	K. Forbath: 42 FG	37	7
		4	0:17	2	46	T. Pollard: 44 run	44	15
12/22	at Philadelphia							
12/29	Washington							
<b>AVG</b>			<b>3:38.14</b>	<b>8.3</b>	<b>64.3</b>			

## OPPONENTS SCORING DRIVES

DATE	OPPONENT	Q	TIME	PLAYS	YARDS	SCORING PLAY	DAL	OPP
9/8	N.Y. Giants	1	4:07	7	91	E. Ingram: 1 pass from E. Manning	0	7
		3	4:01	11	75	A. Rosas: 28 FG	21	10
		4	2:25	6	75	W. Gallman Jr.: 2 run	35	17
9/15	at Washington	2	5:53	10	38	A. Peterson: 1 run	0	7
		3	5:28	11	75	P. Richardson Jr.: 9 pass from C. Keenum	21	14
		4	2:50	11	75	T. McLaurin: 1 pass from C. Keenum	31	21
9/22	Miami	1	5:04	10	72	J. Sanders: 22 FG	10	3
		2	4:45	10	49	J. Sanders: 33 FG	10	6
9/29	at New Orleans	2	5:13	9	52	W. Lutz: 40 FG	3	3
		2	4:45	7	27	W. Lutz: 42 FG	3	6
		2	1:30	8	43	W. Lutz: 19 FG	3	9
		4	9:06	15	67	W. Lutz: 26 FG	10	12
10/6	Green Bay	1	1:29	5	47	A. Jones: 18 run	0	7
		1	5:20	9	89	A. Jones: 3 run	0	14
		2	6:03	12	79	M. Crosby: 20 FG	0	17
		3	3:53	7	58	A. Jones: 5 run	0	24
		3	2:24	4	79	A. Jones: 1 run	3	31
4	2:14	4	9	M. Crosby: 38 FG	17	34		
10/13	at N.Y. Jets	1	7:54	14	83	L. Bell: 2 run	0	7
		2	0:12	1	92	R. Anderson: 92 pass from S. Darnold	3	14
		2	1:33	6	65	R. Griffin: 5 pass from S. Darnold	3	21
		4	3:06	7	57	S. Ficken: 38 FG	16	24
10/20	Philadelphia	1	4:18	7	87	D. Goedert: 28 pass from C. Wentz	14	7
		3	5:51	12	66	J. Elliott: 38 FG	27	10
11/4	at N.Y. Giants	1	1:26	4	5	A. Rosas: 21 FG	0	3
		2	5:14	10	56	C. Latimer: 1 pass from D. Jones	3	9
		2	6:26	12	73	A. Rosas: 25 FG	3	12
		3	4:16	8	44	A. Rosas: 26 FG	16	15
4	0:50	5	65	A. Rosas: 29 FG	23	18		
11/10	Minnesota	1	2:38	5	53	K. Rudolph: 1 pass from K. Cousins	0	7
		1	6:19	13	90	K. Rudolph: 1 pass from K. Cousins	0	14
		2	1:54	9	67	D. Bailey: 26 FG	14	17
		3	5:22	12	66	D. Bailey: 27 FG	14	20
3	6:59	13	75	D. Cook: 2 run	21	30		
11/17	at Detroit	1	2:16	5	28	B. Scarbrough: 5 run	0	7
		2	3:17	6	45	J. Driskel: 2 run	10	14
		3	5:45	10	75	M. Jones Jr.: 11 pass from J. Driskel	24	21
		4	2:07	5	75	M. Jones Jr.: 25 pass from J. Driskel	35	27
11/24	at New England	1	0:43	2	12	N. Harry: 10 pass from T. Brady	0	7
		2	1:31	4	3	N. Folk: 44 FG	0	10
		4	6:02	12	38	N. Folk: 42 FG	6	13
11/28	Buffalo	2	3:46	8	85	C. Beasley: 25 pass from J. Allen	7	7
		2	1:28	5	39	D. Singletary: 28 pass from J. Brown	7	13
		3	4:13	8	48	S. Hauschka: 41 FG	7	16
		3	4:00	7	63	J. Allen: 15 run	7	23
4	7:02	13	86	S. Hauschka: 26 FG	7	26		
12/5	at Chicago	2	3:04	6	51	A. Robinson II: 5 pass from M. Trubisky	7	7
		2	3:09	7	36	E. Piñero: 36 FG	7	10
		2	4:50	14	68	A. Robinson II: 8 pass from M. Trubisky	7	17
		3	6:42	11	84	A. Miller: 14 pass from M. Trubisky	7	24
4	1:33	3	60	M. Trubisky: 23 run	14	31		
12/15	L.A. Rams	2	3:49	9	75	T. Gurley II: 2 pass from J. Goff	7	7
		4	3:23	12	75	T. Gurley II: 7 run	37	15
		4	2:20	11	60	C. Kupp: 7 pass from J. Goff	44	21
12/22	at Philadelphia							
12/29	Washington							
<b>AVG</b>			<b>3:55.33</b>	<b>8.4</b>	<b>60.2</b>			

# TURNOVER CHART

## TAKEAWAYS

DATE	OPPONENT	TAKEAWAY	QTR.	YD-LINE	RESULT
9/8	N.Y. Giants	D. Lawrence FR (D. Lawrence FF) C. Awuzie FR (L. Vander Esch FF)	3 4	DAL 11 DAL 38	TD EOG
9/15	at Washington	None			
9/22	Miami	D. Lawrence FR (J. Smith FF)	2	DAL 9	End of Half
9/29	at New Orleans	C. Awuzie INT (T. Bridgewater)	1	DAL 46	FG
10/6	Green Bay	None			
10/13	at N.Y. Jets	J. Lewis INT (S. Darnold)	3	DAL 6	Missed FG
10/20	Philadelphia	M. Collins FR (J. Smith FF) A. Woods FR (D. Lawrence FF) X. Woods INT (C. Wentz) K. Hyder FR (C. Wentz fumble)	1 1 4 4	PHI 45 PHI 14 PHI 48 PHI 16	TD TD INT TD
11/4	at N.Y. Giants	X. Woods INT (D. Jones) D. Thompson FR (X. Woods FF) J. Lewis FR (D. Armstrong FF)	2 3 4	DAL 32 NYG 49 DAL 37	FG FG TD
11/10	Minnesota	None			
11/17	at Detroit	None			
11/24	at New England	None			
11/28	Buffalo	None			
12/5	at Chicago	J. Lewis INT (M. Trubisky) J. Smith FR (J. Thomas FF)	1 3	DAL 1 DAL 40	Punt TD
12/15	L.A. Rams	S. Lee INT (J. Goff)	2	LA 34	TD
12/22	at Philadelphia				
12/29	Washington				

## GIVEAWAYS

DATE	OPPONENT	GIVEAWAY	QTR.	YD-LINE	RESULT
9/8	N.Y. Giants	None			
9/15	at Washington	D. Prescott INT (M. Nicholson)	1	WAS 39	TD
9/22	Miami	D. Prescott INT (B. McCain)	2	MIA 28	Punt
9/29	at New Orleans	J. Witten fumble (A. Klein FF; V. Bell FR) E. Elliott fumble (V. Bell FF; V. Bell FR) D. Prescott INT (M. Williams)	2 2 4	NO 47 DAL 44 NO 13	Punt FG EOG
10/6	Green Bay	D. Prescott INT (J. Alexander) D. Prescott INT (C. Sullivan) D. Prescott INT (K. King)	1 2 4	GB 16 GB 21 DAL 44	TD Punt FG
10/13	at N.Y. Jets	None			
10/20	Philadelphia	D. Prescott INT (J. Mills: touchback)	4	PHI (-5)	Fumble
11/4	at N.Y. Giants	D. Prescott INT (A. Bethea) R. Cobb fumble (J. Peppers FF; A. Bethea FR)	1 2	DAL 15 NYG 20	FG FG
11/10	Minnesota	D. Prescott INT (J. Kearsse)	4	MIN (-4)	EOG
11/17	at Detroit	E. Elliott fumble (J. Davis FF; J. Davis FR)	1	DAL 28	TD
11/24	at New England	D. Prescott INT (S. Gilmore)	2	DAL 29	FG
11/28	Buffalo	D. Prescott INT (S. Lotulelei) D. Prescott fumble (E. Oliver FF; T. Murphy FR)	2 2	DAL 31 DAL 44	Missed FG TD
12/5	at Chicago	None			
12/15	L.A. Rams	None			
12/22	at Philadelphia				
12/29	Washington				

## TURNOVERS

<b>Offense:</b>	16 Giveaways 42 Points (4 TD, 5 FG)	<b>Ratio</b> -1 (15 takes, 16 gives)
<b>Defense:</b>	15 Takeaways 58 Points (7 TD, 3 FG)	
<b>Special Teams:</b>	0 Giveaway 0 Points (0 TD, 0 FG) 0 Takeaway 0 Points (0 TD, 0 FG)	<b>Points Off Turnovers Ratio</b> +16 (58 scored, 42 allowed)

## TAKEAWAY/GIVEAWAY CHART

DATE	OPPONENT	+/- RATIO	COWBOYS TAKEAWAYS	POINTS OFF TAKEAWAYS	COWBOYS GIVEAWAYS	POINTS OFF GIVEAWAYS	POINTS OFF TO RATIO
9/8	N.Y. Giants	+2	2 (2 FUM, 0 INT)	7	0 (0 FUM, 0 INT)	0	+7
9/15	at Washington	-1	0 (0 FUM, 0 INT)	0	1 (0 FUM, 1 INT)	7	-7
9/22	Miami	0	1 (1 FUM, 0 INT)	0	1 (0 FUM, 1 INT)	0	0
9/29	at New Orleans	-2	1 (0 FUM, 1 INT)	3	3 (2 FUM, 1 INT)	3	0
10/6	Green Bay	-3	0 (0 FUM, 0 INT)	0	3 (0 FUM, 3 INT)	10	-10
10/13	at N.Y. Jets	+1	1 (0 FUM, 1 INT)	0	0 (0 FUM, 0 INT)	0	0
10/20	Philadelphia	+3	4 (3 FUM, 1 INT)	21	1 (0 FUM, 1 INT)	0	+21
11/4	at N.Y. Giants	+1	3 (2 FUM, 1 INT)	13	2 (1 FUM, 1 INT)	6	+7
11/10	Minnesota	-1	0 (0 FUM, 0 INT)	0	1 (0 FUM, 1 INT)	0	0
11/17	at Detroit	-1	0 (0 FUM, 0 INT)	0	1 (1 FUM, 0 INT)	7	-7
11/24	at New England	-1	0 (0 FUM, 0 INT)	0	1 (0 FUM, 1 INT)	3	-3
11/28	Buffalo	-2	0 (0 FUM, 0 INT)	0	2 (1 FUM, 1 INT)	6	-6
12/5	at Chicago	+2	2 (1 FUM, 1 INT)	7	0 (0 FUM, 0 INT)	0	+7
12/15	L.A. Rams	+1	1 (0 FUM, 1 INT)	7	0 (0 FUM, 0 INT)	0	+7
12/22	at Philadelphia						
12/29	Washington						
<b>TOTALS</b>		<b>-1</b>	<b>15 (9 FUM, 6 INT)</b>	<b>58</b>	<b>16 (5 FUM, 11 INT)</b>	<b>42</b>	<b>+16</b>

# FUMBLES/TAKEAWAYS/TURNOVERS/FIRST DOWNS

## FUMBLES

<u>Player</u>	<u>Fum-Lost</u>
Prescott	5 - 1
Elliott	3 - 2
Cobb	2 - 1
Austin	1 - 0
Jarwin	1 - 0
Witten	1 - 1
<b>Total</b>	<b>13 - 4</b>
Opponent	17 - 9

## PLUS/MINUS TURNOVER RATIO

Regular Season			
			<b>+/-</b>
First Quarter	4 Takeaways	4 Takeaways	E
Second Quarter	3 Takeaways	8 Takeaways	-5
<b>First Half</b>	<b>7 Takeaways</b>	<b>12 Takeaways</b>	<b>-5</b>
Third Quarter	4 Takeaways	0 Takeaways	4
Fourth Quarter	4 Takeaways	4 Takeaways	E
Overtime	0 Takeaways	0 Takeaways	E
<b>Second Half</b>	<b>8 Takeaways</b>	<b>4 Takeaways</b>	<b>4</b>
<b>Totals</b>	<b>15 Takeaways</b>	<b>16 Takeaways</b>	<b>-1</b>

## TAKE-AWAY BREAKDOWN

	TAKE-AWAYS			POINTS OFF TAKE-AWAYS					
	INTs	Fumbles	Total	TDs	FGs	Tot. Scores	Tot. Pts	Scoring Pct.	Pts./Take-away
Cowboys	6	9	15	7	3	10	58	66.7%	3.9
Opponents	11	5	16	4	5	9	43	56.3%	2.7

## FIRST DOWNS EARNED

Total First Downs (First downs on third and fourth downs)

<u>Player</u>	Regular Season			<u>Total</u>
	<u>Rushing</u>	<u>Receiving</u>	<u>Passing</u>	
Prescott	20 (12)		204 (61)	224 (73)
Elliott	67 (15)	19 (4)		86 (19)
Cooper		50 (15)		50 (15)
Gallup		42 (12)		42 (12)
Cobb		34 (12)		34 (12)
Witten		25 (8)		25 (8)
Pollard	18 (1)	4 (1)		22 (2)
Jarwin		16 (3)		16 (3)
Austin	2 (1)	7 (3)		9 (4)
D. Smith		4 (1)		4 (1)
C. Wilson		2 (2)		2 (2)
Bryant		1		1
	<b>107 (29)</b>	<b>204 (61)</b>	<b>204 (61)</b>	<b>515 --</b>

Note - One awarded to the passer and receiver on a pass completion

# THIRD DOWN EFFICIENCY

## COWBOYS

Date	Opponent	3rd & 1	3rd & 2	3rd & 3	3rd & 4	3rd & 5	3rd & 6	3rd & 7	3rd & 8	3rd & 9	3rd & 10+	Total
9/8	N.Y. Giants	0/0	0/0	0/0	3/3	0/2	1/1	0/1	1/1	0/0	1/2	6/10
9/15	at Washington	3/4	1/1	0/0	1/2	1/2	0/0	0/0	1/1	0/0	0/1	7/11
9/22	Miami	1/1	2/2	0/0	0/0	1/1	0/0	0/1	0/0	0/2	1/3	5/10
9/29	at New Orleans	0/0	2/4	0/0	0/1	0/1	0/0	0/0	0/1	0/1	2/3	4/11
10/6	Green Bay	1/1	0/0	1/1	0/2	0/1	0/0	0/1	0/0	0/0	0/2	2/8
10/13	at N.Y. Jets	3/4	3/4	1/1	0/1	0/1	0/0	0/0	1/1	2/3	0/2	10/17
10/20	Philadelphia	1/2	2/2	0/1	1/1	0/1	2/2	0/0	1/2	0/0	1/3	8/14
11/4	at N.Y. Giants	1/1	1/1	1/1	0/1	0/2	0/0	0/0	0/0	0/0	1/5	4/11
11/10	Minnesota	0/0	2/3	1/1	0/1	0/1	1/3	1/2	1/1	0/0	3/3	9/15
11/17	at Detroit	0/0	0/1	3/3	2/2	1/1	0/0	0/0	1/1	1/4	0/2	8/14
11/24	at New England	0/1	0/1	0/2	1/1	0/0	0/0	0/3	1/1	0/0	0/4	2/13
11/28	Buffalo	0/0	1/1	2/2	0/0	1/1	0/2	1/1	1/2	0/0	1/4	7/13
12/5	at Chicago	1/1	2/3	1/3	0/2	0/1	0/0	0/0	1/1	0/1	1/3	6/15
12/15	L.A. Rams	3/3	0/1	1/2	1/1	0/3	0/0	0/0	0/0	1/1	1/2	7/13
12/22	at Philadelphia											
12/29	Washington											
<b>TOTALS</b>		<b>14 / 18</b>	<b>16 / 24</b>	<b>11 / 17</b>	<b>9 / 18</b>	<b>4 / 18</b>	<b>4 / 8</b>	<b>2 / 9</b>	<b>9 / 12</b>	<b>4 / 12</b>	<b>12 / 39</b>	<b>85 / 175</b>
		<b>77.8%</b>	<b>66.7%</b>	<b>64.7%</b>	<b>50.0%</b>	<b>22.2%</b>	<b>50.0%</b>	<b>22.2%</b>	<b>75.0%</b>	<b>33.3%</b>	<b>30.8%</b>	<b>48.6%</b>
		<b>3RD &amp; 1-3: 41 / 59 = 69.5%</b>			<b>3RD &amp; 4-6: 17 / 44 = 38.6%</b>			<b>3RD &amp; 7-10+: 27 / 72 = 37.5%</b>				

## OPPONENT

Date	Opponent	3rd & 1	3rd & 2	3rd & 3	3rd & 4	3rd & 5	3rd & 6	3rd & 7	3rd & 8	3rd & 9	3rd & 10+	Total
9/8	N.Y. Giants	1/2	0/1	1/1	0/1	0/1	0/0	0/0	0/1	0/1	0/3	2/11
9/15	at Washington	0/0	1/1	0/3	0/1	0/0	0/0	0/0	1/1	0/0	0/3	2/9
9/22	Miami	0/0	1/2	1/3	1/3	0/1	0/2	0/0	0/1	0/0	0/3	3/15
9/29	at New Orleans	4/4	0/1	0/0	1/1	0/0	0/1	0/2	0/1	1/1	0/3	6/14
10/6	Green Bay	0/0	1/2	0/0	1/1	0/0	0/0	1/2	0/0	0/0	0/7	3/12
10/13	at N.Y. Jets	0/0	0/0	1/1	1/2	0/1	0/0	0/1	0/0	0/1	0/4	2/10
10/20	Philadelphia	1/1	0/0	0/0	2/4	0/0	0/0	0/2	0/0	0/0	0/2	3/9
11/4	at N.Y. Giants	2/2	0/0	1/2	0/0	0/1	0/1	0/1	0/1	0/0	2/8	5/16
11/10	Minnesota	2/3	1/1	1/1	1/1	1/2	1/1	1/3	0/0	0/1	0/1	8/14
11/17	at Detroit	1/1	0/0	2/3	0/1	1/1	1/2	0/0	0/0	0/1	1/4	6/13
11/24	at New England	0/0	0/0	0/1	0/1	0/1	0/0	1/3	1/2	0/0	1/6	3/14
11/28	Buffalo	1/3	0/0	1/1	2/2	0/0	1/1	0/0	0/1	0/1	1/5	6/14
12/5	at Chicago	1/1	1/1	0/0	1/1	0/0	1/1	0/3	1/2	2/2	0/1	7/12
12/15	L.A. Rams	1/1	2/2	0/1	0/1	0/1	1/1	0/0	0/1	0/0	0/4	4/12
12/22	at Philadelphia											
12/29	Washington											
<b>TOTALS</b>		<b>14 / 18</b>	<b>7 / 11</b>	<b>8 / 17</b>	<b>10 / 20</b>	<b>2 / 9</b>	<b>5 / 10</b>	<b>3 / 17</b>	<b>3 / 11</b>	<b>3 / 8</b>	<b>5 / 54</b>	<b>60 / 175</b>
		<b>77.8%</b>	<b>63.6%</b>	<b>47.1%</b>	<b>50.0%</b>	<b>22.2%</b>	<b>50.0%</b>	<b>17.6%</b>	<b>27.3%</b>	<b>37.5%</b>	<b>9.3%</b>	<b>34.3%</b>
		<b>3RD &amp; 1-3: 29 / 46 = 63.0%</b>			<b>3RD &amp; 4-6: 17 / 39 = 43.6%</b>			<b>3RD &amp; 7-10+: 14 / 90 = 15.6%</b>				

## FOURTH DOWN EFFICIENCY

		COWBOYS						OPPONENT					
Date	Opponent	4th & 1	4th & 2	4th & 3	4th & 4	4th & 5+	Total	4th & 1	4th & 2	4th & 3	4th & 4	4th & 5+	Total
9/8	N.Y. Giants	0/0	0/0	0/0	0/0	0/0	0/0	0/1	0/0	0/0	0/0	1/2	1/3
9/15	at Washington	0/0	0/0	0/0	0/0	0/0	0/0	0/0	0/0	0/1	1/1	1/1	2/3
9/22	Miami	0/0	0/0	0/0	0/0	0/0	0/0	0/0	0/1	0/0	0/0	1/2	1/3
9/29	at New Orleans	0/1	0/0	0/0	0/0	0/0	0/1	0/0	0/0	0/0	0/0	0/0	0/0
10/6	Green Bay	0/0	0/0	0/0	0/0	0/0	0/0	0/0	0/0	0/0	0/0	0/0	0/0
10/13	at N.Y. Jets	0/0	0/1	0/0	0/0	0/0	0/1	0/0	0/0	0/0	0/0	0/0	0/0
10/20	Philadelphia	1/1	0/0	0/0	0/0	0/0	1/1	0/0	1/1	0/0	0/1	0/0	1/2
11/4	at N.Y. Giants	0/0	0/0	0/0	0/0	0/0	0/0	0/0	0/0	0/0	0/0	1/1	1/1
11/10	Minnesota	0/1	0/0	0/0	0/0	0/1	0/2	0/0	1/1	0/0	0/0	0/0	1/1
11/17	at Detroit	0/0	0/0	0/0	0/0	0/0	0/0	0/0	0/0	0/0	0/0	0/0	0/0
11/24	at New England	0/0	0/0	0/0	0/0	0/1	0/1	0/0	0/0	0/0	0/0	0/1	0/1
11/28	Buffalo	1/1	0/0	0/0	0/1	0/1	1/3	2/2	0/0	0/0	0/0	0/0	2/2
12/5	at Chicago	1/1	0/0	1/1	0/1	0/0	2/3	0/0	0/0	0/0	0/0	0/0	0/0
12/15	L.A. Rams	1/1	0/0	0/0	0/0	0/0	1/1	0/0	0/0	0/0	1/1	0/1	1/2
12/22	at Philadelphia												
12/29	Washington												
<b>TOTALS</b>		<b>4 / 6</b>	<b>0 / 1</b>	<b>1 / 1</b>	<b>0 / 2</b>	<b>0 / 3</b>	<b>5 / 13</b>	<b>2 / 3</b>	<b>2 / 3</b>	<b>0 / 1</b>	<b>2 / 3</b>	<b>4 / 8</b>	<b>10 / 18</b>
		<b>66.7%</b>	<b>0.0%</b>	<b>100.0%</b>	<b>0.0%</b>	<b>0.0%</b>	<b>38.5%</b>	<b>66.7%</b>	<b>66.7%</b>	<b>0.0%</b>	<b>66.7%</b>	<b>50.0%</b>	<b>55.6%</b>

# TIME, PENALTIES, QB DRIVES

## TIME SPENT

	Opponent	Time Tied	Pct Tied	Time Lead	Pct Lead	Time Behind	Pct Behind	Tot Time
9/8	N.Y. GIANTS	14:54	24.8	40:19	67.2	4:47	8.0	60:00
9/15	@ Washington	21:46	36.3	30:09	50.3	8:05	13.5	60:00
9/22	MIAMI	4:53	8.1	55:07	91.9	0:00	0.0	60:00
9/29	@ New Orleans	16:05	26.8	14:19	23.9	29:36	49.3	60:00
10/6	GREEN BAY	6:03	10.1	0:00	0.0	53:57	89.9	60:00
10/13	@ N.Y. Jets	11:36	19.3	0:00	0.0	48:24	80.7	60:00
10/20	PHILADELPHIA	4:52	8.1	55:08	91.9	0:00	0.0	60:00
11/4	@ N.Y. Giants	15:40	26.1	30:00	50.0	14:20	23.9	60:00
11/10	MINNESOTA	7:29	12.5	6:59	11.6	45:32	75.9	60:00
11/17	@ Detroit	2:27	4.1	41:01	68.4	16:32	27.6	60:00
11/24	@ New England	14:15	23.8	0:00	0.0	45:45	76.3	60:00
11/28	BUFFALO	10:35	17.6	17:33	29.3	31:52	53.0	60:00
12/5	@ Chicago	13:04	21.8	8:50	14.7	38:06	63.5	60:00
12/15	LA RAMS	14:34	24.3	45:26	75.7	0:00	0.0	60:00
12/22	@ Philadelphia							
12/29	WASHINGTON							
<b>Total Average</b>		<b>158:13</b>	<b>18.8</b>	<b>344:51</b>	<b>41.1</b>	<b>336:56</b>	<b>40.1</b>	<b>840:00</b>
<b>Average/Game</b>			<b>11:18</b>		<b>24:38</b>		<b>24:04</b>	

## PENALTY BREAKDOWN

	DALLAS						OPPONENT									
	Off. Pen	Pen. Yds	Def. Pen.	Pen. Yds	Spec. Tms Pen.	Tot. Yds	Off. Pen	Pen. Yds	Def. Pen.	Pen. Yds	Spec. Tms Pen.	Tot. Yds	Tot Pen	Tot. Yds.		
N.Y. GIANTS	5	45	1	2	0	0	6	47	4	35	2	10	2	25	8	70
@ Washington	3	25	4	40	1	2	8	67	4	35	2	9	0	0	6	44
MIAMI	4	40	2	31	2	29	8	100	1	5	3	25	1	5	5	35
@ New Orleans	2	20	3	34	1	10	6	64	6	55	3	25	0	0	9	80
GREEN BAY	5	45	4	64	2	15	11	124	5	40	4	38	0	0	9	78
@ N.Y. Jets	4	35	5	33	0	0	9	68	3	30	4	65	1	10	8	105
PHILADELPHIA	4	35	2	30	0	0	6	65	2	15	1	5	2	20	5	40
@ N.Y. Giants	4	40	4	39	2	25	10	104	2	10	5	46	1	15	8	71
MINNESOTA	0	0	5	39	0	0	5	39	3	15	2	20	0	0	5	35
@ Detroit	1	5	4	30	1	10	6	45	5	29	2	20	4	40	11	89
@ New England	4	35	1	5	2	10	7	50	3	20	2	31	1	5	6	56
BUFFALO	1	5	4	61	0	0	5	66	1	10	6	43	0	0	7	53
@ Chicago	1	12	4	25	1	15	6	52	3	20	0	0	1	10	4	30
LA RAMS	0	0	3	15	1	1	4	16	3	20	1	4	1	5	5	29
@ Philadelphia																
WASHINGTON																
<b>Totals</b>	<b>38</b>	<b>342</b>	<b>46</b>	<b>448</b>	<b>13</b>	<b>117</b>	<b>97</b>	<b>907</b>	<b>45</b>	<b>339</b>	<b>37</b>	<b>341</b>	<b>14</b>	<b>135</b>	<b>96</b>	<b>815</b>

## QUARTERBACK DRIVE CHART

	Tot. Drives	TD	FG	Miss FG	Bk FG	Punt	Bk Punt	Downs	Fum	Int	Safety	Game/Half	Tot Pts.	Score Pct	Pts/Poss
D. Prescott	148	42	23	10	0	41	1	6	5	11	0	9	364	43.9	2.5
C. Rush	2	1	0	0	0	1	0	0	0	0	0	0	6	50.0	3.5
Cowboys Tot.	150	43	23	10	0	42	1	6	5	11	0	9	370	44.0	2.5
Opp. Totals	150	32	22	4	0	61	0	7	9	6	0	9	288	36.0	1.9

*Italics include 2-pt conversion*

# DRIVE EFFICIENCY

## COWBOYS

DATE	OPPONENT	POSS	TD	PAT	2-PT	M-2PT	FG	FGA	MFG	BK-FG	PUNT	INT	FUM	SAF	DWNS	HF	GM	PTS	TD%	SCORE%	PTS/POSS
9/8	N.Y. Giants	10	5	5	0	0	0	0	0	0	4	0	0	0	0	0	1	35	50.0	50.0	3.5
9/15	at Washington	9	4	4	0	0	1	1	0	0	2	1	0	0	0	0	1	31	44.4	55.6	3.4
9/22	Miami	12	4	4	0	0	1	2	1	0	3	1	0	0	0	1	1	31	33.3	41.7	2.6
9/29	at New Orleans	9	1	1	0	0	1	1	0	0	4	1	2	0	0	0	0	10	11.1	22.2	1.1
10/6	Green Bay	13	3	3	0	0	1	3	2	0	3	3	0	0	0	1	0	24	23.1	30.8	1.8
10/13	at N.Y. Jets	10	2	1	1	0	3	4	1	0	3	0	0	0	1	0	0	22	20.0	50.0	2.2
10/20	Philadelphia	11	4	4	0	0	3	3	0	0	3	1	0	0	0	0	0	37	36.4	63.6	3.4
11/4	at N.Y. Giants	11	3	4	0	0	3	4	1	0	2	1	1	0	0	0	0	30	27.3	54.5	2.7
11/10	Minnesota	9	3	3	0	0	1	2	1	0	2	1	0	0	1	0	0	24	33.3	44.4	2.7
11/17	at Detroit	11	4	3	1	1	2	2	0	0	3	0	1	0	0	0	1	35	36.4	54.5	3.2
11/24	at New England	12	0	0	0	0	3	4	1	0	5	1	0	0	1	0	1	9	0.0	25.0	0.8
11/28	Buffalo	10	2	1	1	1	0	2	2	1	2	1	1	0	2	0	0	15	20.0	20.0	1.5
12/5	at Chicago	12	3	3	0	0	1	2	1	0	5	0	0	0	1	1	0	24	25.0	33.3	2.0
12/15	L.A. Rams	11	5	5	0	0	3	3	0	0	2	0	0	0	0	0	1	44	45.5	72.7	4.0
12/22	at Philadelphia																				
12/29	Washington																				
<b>2019 TOTALS:</b>		<b>150</b>	<b>43</b>	<b>41</b>	<b>3</b>	<b>2</b>	<b>23</b>	<b>33</b>	<b>10</b>	<b>1</b>	<b>43</b>	<b>11</b>	<b>5</b>	<b>0</b>	<b>6</b>	<b>3</b>	<b>6</b>	<b>371</b>	<b>28.7</b>	<b>44.0</b>	<b>2.5</b>

## OPPONENT

DATE	OPPONENT	POSS	TD	PAT	2-PT	M-2PT	FG	FGA	MFG	BK-FG	PUNT	INT	FUM	SAF	DWNS	HF	GM	PTS	TD%	SCORE%	PTS/POSS
9/8	N.Y. Giants	10	2	2	0	0	1	1	0	0	4	0	2	0	1	0	0	17	20.0	30.0	1.7
9/15	at Washington	9	3	3	0	0	0	0	0	0	4	0	0	0	1	1	0	21	33.3	33.3	2.3
9/22	Miami	11	0	0	0	0	2	3	1	0	5	0	1	0	2	0	0	6	0.0	18.2	0.5
9/29	at New Orleans	9	0	0	0	0	4	4	0	0	4	1	0	0	0	0	0	12	0.0	44.4	1.3
10/6	Green Bay	13	4	4	0	0	2	2	0	0	6	0	0	0	0	0	1	34	30.8	46.2	2.6
10/13	at N.Y. Jets	10	3	3	0	0	1	1	0	0	4	1	0	0	0	0	1	24	30.0	40.0	2.4
10/20	Philadelphia	11	1	1	0	0	1	1	0	0	3	1	3	0	1	0	1	10	9.1	18.2	0.9
11/4	at N.Y. Giants	11	1	1	0	0	4	4	0	0	3	1	2	0	0	0	1	18	9.1	45.5	1.6
11/10	Minnesota	9	3	2	1	1	2	2	0	0	4	0	0	0	0	0	0	28	33.3	55.6	3.1
11/17	at Detroit	11	4	3	1	0	0	0	0	0	6	0	0	0	0	1	0	27	36.4	36.4	2.5
11/24	at New England	12	1	1	0	0	2	4	2	0	6	0	0	0	1	0	0	13	8.3	25.0	1.1
11/28	Buffalo	10	3	3	0	0	2	3	1	0	3	0	0	0	0	0	1	26	30.0	50.0	2.6
12/5	at Chicago	12	4	4	0	0	1	1	0	0	4	1	1	0	0	0	1	31	33.3	41.7	2.6
12/15	L.A. Rams	11	3	1	2	1	0	0	0	0	5	1	0	0	1	1	0	21	27.3	27.3	1.9
12/22	at Philadelphia																				
12/29	Washington																				
<b>2019 TOTALS:</b>		<b>149</b>	<b>32</b>	<b>28</b>	<b>4</b>	<b>2</b>	<b>22</b>	<b>26</b>	<b>4</b>	<b>0</b>	<b>61</b>	<b>6</b>	<b>9</b>	<b>0</b>	<b>7</b>	<b>3</b>	<b>6</b>	<b>288</b>	<b>21.5</b>	<b>36.2</b>	<b>1.9</b>



# INSIDE THE 20

## COWBOYS

Date	Opponent	Pos	TD	PAT	2-Pt.	Miss		Blk/			INT	Fum	Dwns	Half	Game	Pts	TD%	Score	
						PAT	FG	FGA	MFG	Pct.								Poss	
9/8	N.Y. Giants	2	2	2	0	0	0	0	0	0	0	0	0	0	0	14	100.0	100.0	7.0
9/15	at Washington	4	3	3	0	0	1	1	0	0	0	0	0	0	0	24	75.0	100.0	6.0
9/22	Miami	5	4	4	0	0	1	1	0	0	0	0	0	0	0	31	80.0	100.0	6.2
9/29	at New Orleans	2	1	1	0	0	1	1	0	0	0	0	0	0	0	10	50.0	100.0	5.0
10/6	Green Bay	3	1	1	0	0	1	2	1	0	0	0	0	0	0	10	33.3	66.7	3.3
10/13	at N.Y. Jets	4	2	1	0	0	1	1	0	0	0	1	0	0	0	16	50.0	75.0	4.0
10/20	Philadelphia	5	3	3	0	0	2	2	0	0	0	0	0	0	0	27	60.0	100.0	5.4
11/4	at N.Y. Giants	3	1	1	0	0	2	2	0	0	0	0	0	0	0	13	33.3	100.0	4.3
11/10	Minnesota	3	1	1	0	0	1	1	0	0	0	1	0	0	0	10	33.3	66.7	3.3
11/17	at Detroit	5	3	2	1	0	2	2	0	0	0	0	0	0	0	28	60.0	100.0	5.6
11/24	at New England	2	0	0	0	0	2	2	0	0	0	0	0	0	0	6	0.0	100.0	3.0
11/28	Buffalo	4	2	1	1	0	0	1	1	0	0	1	0	0	0	15	50.0	50.0	3.8
12/5	at Chicago	4	3	3	0	0	1	1	0	0	0	0	0	0	0	24	75.0	100.0	6.0
12/15	L.A. Rams	3	3	3	0	0	0	0	0	0	0	0	0	0	0	21	100.0	100.0	7.0
12/22	at Philadelphia																		
12/29	Washington																		
<b>TOTALS</b>		<b>49</b>	<b>29</b>	<b>26</b>	<b>2</b>	<b>0</b>	<b>15</b>	<b>17</b>	<b>2</b>	<b>0</b>	<b>0</b>	<b>3</b>	<b>0</b>	<b>0</b>	<b>0</b>	<b>249</b>	<b>59.2</b>	<b>89.8</b>	<b>5.1</b>

## OPPONENT

Date	Opponent	Pos	TD	PAT	2-Pt.	Miss		Blk/			INT	Fum	Dwns	Half	Game	Pts	TD%	Score	
						PAT	FG	FGA	MFG	Pct.								Poss	
9/8	N.Y. Giants	4	2	2	0	0	1	1	0	0	1	0	0	0	0	17	50.0	75.0	4.3
9/15	at Washington	3	3	3	0	0	0	0	0	0	0	0	0	0	0	21	100.0	100.0	7.0
9/22	Miami	3	0	0	0	0	2	2	0	0	1	0	0	0	0	6	0.0	66.7	2.0
9/29	at New Orleans	4	0	0	0	0	4	4	0	0	0	0	0	0	0	12	0.0	100.0	3.0
10/6	Green Bay	5	4	4	0	0	1	1	0	0	0	0	0	0	0	31	80.0	100.0	6.2
10/13	at N.Y. Jets	3	2	2	0	0	0	0	0	1	0	0	0	0	0	14	66.7	66.7	4.7
10/20	Philadelphia	2	0	0	0	0	1	1	0	0	0	1	0	0	0	3	0.0	50.0	1.5
11/4	at N.Y. Giants	5	1	0	0	1	4	4	0	0	0	0	0	0	0	18	20.0	100.0	3.6
11/10	Minnesota	5	3	2	1	0	2	2	0	0	0	0	0	0	0	28	60.0	100.0	5.6
11/17	at Detroit	3	3	3	0	0	0	0	0	0	0	0	0	0	0	21	100.0	100.0	7.0
11/24	at New England	3	1	1	0	0	1	1	0	0	0	1	0	0	0	10	33.3	66.7	3.3
11/28	Buffalo	2	1	1	0	0	1	1	0	0	0	0	0	0	0	10	50.0	100.0	5.0
12/5	at Chicago	5	3	3	0	0	1	1	0	1	0	0	0	0	0	24	60.0	80.0	4.8
12/15	L.A. Rams	3	3	1	1	0	0	0	0	0	0	0	0	0	0	21	100.0	100.0	7.0
12/22	at Philadelphia																		
12/29	Washington																		
<b>TOTALS</b>		<b>50</b>	<b>26</b>	<b>22</b>	<b>2</b>	<b>1</b>	<b>18</b>	<b>18</b>	<b>0</b>	<b>2</b>	<b>2</b>	<b>2</b>	<b>0</b>	<b>0</b>	<b>0</b>	<b>236</b>	<b>52.0</b>	<b>88.0</b>	<b>4.7</b>

# GOAL TO GO SITUATIONS

## COWBOYS

Date	Opponent	Pos	TD	PAT	2-Pt.	Miss		Blk/				Dwns	Half	Game	Pts	TD%	Score		Pts/ Poss
						PAT	FG	FGA	MFG	INT	Fum						Pct.	Poss	
9/8	N.Y. Giants	1	1	1	0	0	0	0	0	0	0	0	0	0	7	100.0	100.0	7.0	
9/15	at Washington	3	2	2	0	0	1	1	0	0	0	0	0	0	17	66.7	100.0	5.7	
9/22	Miami	2	2	2	0	0	0	0	0	0	0	0	0	0	14	100.0	100.0	7.0	
9/29	at New Orleans	1	1	1	0	0	0	0	0	0	0	0	0	0	7	100.0	100.0	7.0	
10/6	Green Bay	2	1	1	0	0	1	1	0	0	0	0	0	0	10	50.0	100.0	5.0	
10/13	at N.Y. Jets	2	1	0	0	0	1	1	0	0	0	0	0	0	9	50.0	100.0	4.5	
10/20	Philadelphia	2	2	2	0	0	0	0	0	0	0	0	0	0	14	100.0	100.0	7.0	
11/4	at N.Y. Giants	0	0	0	0	0	0	0	0	0	0	0	0	0	0	0.0	0.0	0.0	
11/10	Minnesota	1	0	0	0	0	1	1	0	0	0	0	0	0	3	0.0	100.0	3.0	
11/17	at Detroit	2	1	1	0	0	1	1	0	0	0	0	0	0	10	50.0	100.0	5.0	
11/24	at New England	0	0	0	0	0	0	0	0	0	0	0	0	0	0	0.0	0.0	0.0	
11/28	Buffalo	2	1	1	0	0	0	0	0	0	0	1	0	0	7	50.0	50.0	3.5	
12/5	at Chicago	1	1	1	0	0	0	0	0	0	0	0	0	0	7	100.0	100.0	7.0	
12/15	L.A. Rams	2	2	2	0	0	0	0	0	0	0	0	0	0	14	100.0	100.0	7.0	
12/22	at Philadelphia																		
12/29	Washington																		
<b>TOTALS</b>		<b>21</b>	<b>15</b>	<b>14</b>	<b>0</b>	<b>0</b>	<b>5</b>	<b>5</b>	<b>0</b>	<b>0</b>	<b>0</b>	<b>1</b>	<b>0</b>	<b>0</b>	<b>119</b>	<b>71.4</b>	<b>95.2</b>	<b>5.7</b>	

# OPPONENTS GOAL TO GO SITUATIONS

Date	Opponent	Pos	TD	PAT	2-Pt.	OPPONENT										Score		Pts/ Poss						
						Miss					Blk/					INT	Fum		Dwns	Half	Game	Pts	TD%	Pct.
						PAT	FG	FGA	MFG	INT	Fum	Dwns	Half	Game	Pts									
9/8	N.Y. Giants	2	2	2	0	0	0	0	0	0	0	0	0	0	0	14	100.0	100.0	7.0					
9/15	at Washington	3	3	3	0	0	0	0	0	0	0	0	0	0	0	21	100.0	100.0	7.0					
9/22	Miami	2	0	0	0	0	1	1	0	0	1	0	0	0	0	3	0.0	50.0	1.5					
9/29	at New Orleans	1	0	0	0	0	1	1	0	0	0	0	0	0	0	3	0.0	100.0	3.0					
10/6	Green Bay	4	3	3	0	0	1	1	0	0	0	0	0	0	0	24	75.0	100.0	6.0					
10/13	at N.Y. Jets	2	2	2	0	0	0	0	0	0	0	0	0	0	0	14	100.0	100.0	7.0					
10/20	Philadelphia	0	0	0	0	0	0	0	0	0	0	0	0	0	0	0	0.0	0.0	0.0					
11/4	at N.Y. Giants	2	1	0	0	1	1	1	0	0	0	0	0	0	0	9	50.0	100.0	4.5					
11/10	Minnesota	4	3	2	1	0	1	1	0	0	0	0	0	0	0	25	75.0	100.0	6.3					
11/17	at Detroit	3	3	3	0	0	0	0	0	0	0	0	0	0	0	21	100.0	100.0	7.0					
11/24	at New England	1	0	0	0	0	0	0	0	0	0	1	0	0	0	0	0.0	0.0	0.0					
11/28	Buffalo	1	0	0	0	0	1	1	0	0	0	0	0	0	0	3	0.0	100.0	3.0					
12/5	at Chicago	2	2	2	0	0	0	0	0	0	0	0	0	0	0	14	100.0	100.0	7.0					
12/15	L.A. Rams	3	3	1	1	0	0	0	0	0	0	0	0	0	0	21	100.0	100.0	7.0					
12/22	at Philadelphia																							
12/29	Washington																							
<b>TOTALS</b>		<b>30</b>	<b>22</b>	<b>18</b>	<b>2</b>	<b>1</b>	<b>6</b>	<b>6</b>	<b>0</b>	<b>0</b>	<b>1</b>	<b>1</b>	<b>0</b>	<b>0</b>	<b>172</b>	<b>73.3</b>	<b>93.3</b>	<b>5.7</b>						

## RUSHES/COMPLETIONS CHART

### 2019 REGULAR SEASON COWBOYS ADVANCES

DATE	OPPONENT	RUSHES	COMPLETIONS	ADVANCES	OUTCOME
9/8	N.Y. Giants	30	25	55	W 35-17
9/15	at Washington	34	26	60	W 31-21
9/22	Miami	34	19	53	W 31-6
9/29	at New Orleans	20	22	42	L 12-10
10/6	Green Bay	21	27	48	L 34-24
10/13	at N.Y. Jets	34	28	62	L 24-22
10/20	Philadelphia	36	21	57	W 37-10
11/4	at N.Y. Giants	30	22	52	W 37-18
11/10	Minnesota	22	28	50	L 28-24
11/17	at Detroit	24	29	53	W 35-27
11/24	at New England	26	19	45	L 13-9
11/28	Buffalo	19	32	51	L 26-15
12/5	at Chicago	22	27	49	L 31-24
12/15	L.A. Rams	45	15	60	W 44-21
12/22	at Philadelphia				
12/29	Washington				
<b>TOTALS</b>		<b>397</b>	<b>340</b>	<b>737</b>	

### 2019 REGULAR SEASON OPPONENT ADVANCES

DATE	OPPONENT	RUSHES	COMPLETIONS	ADVANCES	OUTCOME
9/8	N.Y. Giants	17	33	50	W 35-17
9/15	at Washington	17	26	43	W 31-21
9/22	Miami	24	20	44	W 31-6
9/29	at New Orleans	27	23	50	L 12-10
10/6	Green Bay	29	22	51	L 34-24
10/13	at N.Y. Jets	20	23	43	L 24-22
10/20	Philadelphia	28	16	44	W 37-10
11/4	at N.Y. Giants	22	26	48	W 37-18
11/10	Minnesota	36	23	59	L 28-24
11/17	at Detroit	28	15	43	W 35-27
11/24	at New England	27	17	44	L 13-9
11/28	Buffalo	34	20	54	L 26-15
12/5	at Chicago	34	23	57	L 31-24
12/15	L.A. Rams	14	34	48	W 44-21
12/22	at Philadelphia				
12/29	Washington				
<b>TOTALS</b>		<b>357</b>	<b>321</b>	<b>678</b>	

#### COWBOYS RECORD WHEN:

Having 45 or more advances	7 - 6
Having 50 or more advances	7 - 3
Having less than 45 advances	0 - 1
Having less than 50 advances	0 - 4
Allowing 45 or more advances	3 - 5
Allowing 50 or more advances	1 - 5
Allowing less than 45 advances	4 - 2
Allowing less than 50 advances	6 - 2

NOTE: Advances equal to all rushing attempts plus completions.

# QUARTER BY QUARTER ANALYSIS

## DALLAS

## OPPONENT

	1st Quarter																					
	Pts	Yds	Rush	Pass	1st Dwns	3rd Down Md	Att	Pct	TOP	Penalties No.	Yds	Pts	Yds	Rush	Pass	1st Dwns	3rd Down Md	Att	Pct	TOP	Penalties No.	Yds
NYG	7	116	18	98	6	2	3	66.7%	7:52	2	12	7	128	76	52	7	0	1	0.0%	7:08	1	10
@ Was	0	39	20	19	1	1	3	33.3%	5:04	0	0	0	81	26	55	4	2	4	50.0%	9:56	2	20
MIA	10	130	36	94	7	3	4	75.0%	7:12	1	10	3	120	10	110	5	1	4	25.0%	7:48	1	5
@ NO	3	55	22	33	5	1	3	33.3%	6:37	0	0	0	80	47	33	5	1	3	33.3%	8:23	1	15
GB	0	91	30	61	4	0	1	0.0%	5:42	2	15	14	152	46	106	8	0	1	0.0%	9:18	2	15
@ NYJ	0	53	24	29	2	1	3	33.3%	4:46	5	3	7	73	18	55	8	2	4	50.0%	10:14	1	10
PHI	14	93	61	32	6	3	4	75.0%	7:12	2	30	7	75	43	32	6	1	1	100.0%	7:48	1	10
@ NYG	3	101	51	50	7	0	2	0.0%	9:43	1	5	3	41	30	11	2	0	2	0.0%	5:17	1	5
MIN	0	67	21	46	3	2	4	50.0%	6:03	2	24	14	124	25	99	10	4	4	100.0%	8:57	1	5
@ Det	3	126	33	93	7	2	4	50.0%	10:09	1	5	7	43	21	22	2	1	3	33.3%	4:51	2	15
@ NE	0	79	23	56	4	0	3	0.0%	9:12	2	15	7	58	46	12	4	0	2	0.0%	5:48	1	16
BUF	7	118	67	51	9	1	3	33.3%	7:39	1	23	0	48	22	26	3	1	3	33.3%	7:21	3	18
@ Chi	7	80	36	44	7	4	5	80.0%	10:16	0	0	0	56	27	29	3	0	0	#DIV/0!	4:24	0	0
LAR	7	108	53	55	7	3	4	75.0%	8:15	2	10	0	78	1	77	6	1	3	33.3%	6:45	2	10
@ Phi																						
WAS																						
<b>Totals</b>	<b>61</b>	<b>1256</b>	<b>495</b>	<b>761</b>	<b>75</b>	<b>23</b>	<b>46</b>	<b>50.0%</b>	<b>7:33</b>	<b>21</b>	<b>152</b>	<b>69</b>	<b>1157</b>	<b>438</b>	<b>719</b>	<b>73</b>	<b>14</b>	<b>35</b>	<b>40.0%</b>	<b>7:27</b>	<b>19</b>	<b>154</b>

	2nd Quarter																					
	Pts	Yds	Rush	Pass	1st Dwns	3rd Down Md	Att	Pct	TOP	Penalties No.	Yds	Pts	Yds	Rush	Pass	1st Dwns	3rd Down Md	Att	Pct	TOP	Penalties No.	Yds
NYG	14	189	21	158	11	3	3	100.0%	11:24	3	25	0	53	3	50	3	0	2	0.0%	3:36	3	15
@ Was	14	168	85	83	10	2	3	66.7%	9:23	3	22	7	10	16	-6	3	0	2	0.0%	5:37	3	19
MIA	0	74	62	12	5	1	3	33.3%	6:37	3	36	3	98	23	75	7	2	4	50.0%	8:23	0	0
@ NO	0	59	11	48	1	1	4	25.0%	6:12	2	24	9	77	3	74	5	0	2	0.0%	8:48	2	20
GB	0	124	64	60	7	1	3	33.3%	7:04	2	25	3	66	34	32	5	1	4	25.0%	7:56	1	10
@ NYJ	6	109	13	96	4	3	6	50.0%	9:13	0	0	14	174	16	158	5	0	2	0.0%	5:47	2	20
PHI	13	173	50	123	11	1	3	33.3%	8:30	1	10	0	20	24	-4	1	1	4	25.0%	6:30	1	5
@ NYG	10	124	37	87	5	1	3	33.3%	5:02	2	10	9	82	25	57	8	2	4	50.0%	9:58	0	0
MIN	14	162	23	139	7	5	6	83.3%	8:40	0	0	3	80	18	62	4	1	3	33.3%	6:20	0	0
@ Det	21	196	25	171	8	2	3	66.7%	6:46	2	15	7	57	35	22	5	1	3	33.3%	8:14	5	54
@ NE	6	82	54	28	6	1	4	25.0%	9:11	0	0	3	100	13	87	4	1	4	25.0%	5:49	2	20
BUF	0	95	5	90	9	3	4	75.0%	8:39	0	0	13	131	40	91	7	1	3	33.3%	6:21	2	15
@ Chi	0	52	37	15	2	0	2	0.0%	4:14	2	10	17	154	62	92	11	4	5	80.0%	10:46	2	15
LAR	21	177	72	105	10	2	3	66.7%	10:18	0	0	7	42	2	40	2	1	2	50.0%	4:42	2	14
@ Phi																						
WAS																						
<b>Totals</b>	<b>119</b>	<b>1784</b>	<b>559</b>	<b>1215</b>	<b>96</b>	<b>26</b>	<b>50</b>	<b>52.0%</b>	<b>7:57</b>	<b>20</b>	<b>177</b>	<b>95</b>	<b>1144</b>	<b>314</b>	<b>830</b>	<b>70</b>	<b>15</b>	<b>44</b>	<b>34.1%</b>	<b>7:03</b>	<b>25</b>	<b>207</b>

	3rd Quarter																					
	Pts	Yds	Rush	Pass	1st Dwns	3rd Down Md	Att	Pct	TOP	Penalties No.	Yds	Pts	Yds	Rush	Pass	1st Dwns	3rd Down Md	Att	Pct	TOP	Penalties No.	Yds
NYG	14	164	27	137	5	1	1	100.0%	5:10	0	0	3	159	37	122	7	2	5	40.0%	9:50	2	20
@ Was	7	160	50	110	8	1	1	100.0%	9:32	4	30	7	70	1	69	5	0	1	0.0%	5:28	0	0
MIA	14	170	38	132	9	0	1	0.0%	9:51	1	10	0	14	10	4	1	0	2	0.0%	5:09	1	5
@ NO	7	79	6	73	6	0	0	0.0%	5:44	1	5	0	68	38	30	5	2	3	66.7%	9:16	1	5
GB	10	202	7	195	9	1	3	33.3%	7:02	4	69	14	103	21	82	8	2	3	66.7%	7:58	1	10
@ NYJ	3	122	64	58	7	2	3	66.7%	9:41	1	10	0	74	17	57	4	1	3	33.3%	5:19	1	10
PHI	0	60	30	30	3	2	3	66.7%	9:09	3	25	3	81	16	65	4	1	2	50.0%	5:51	3	25
@ NYG	3	77	46	31	5	0	2	0.0%	5:45	2	24	3	50	35	15	4	2	5	40.0%	9:15	3	25
MIN	7	56	-2	58	5	1	1	100.0%	2:39	2	10	11	136	91	45	11	2	4	50.0%	12:21	2	20
@ Det	3	59	14	45	3	1	2	50.0%	4:15	1	5	7	108	30	78	6	4	4	100.0%	10:45	1	5
@ NE	0	42	24	18	2	1	4	25.0%	7:36	3	20	0	47	20	27	2	1	4	25.0%	7:24	2	15
BUF	0	105	25	80	7	1	3	33.3%	6:25	2	20	10	112	33	79	8	2	3	66.7%	8:35	1	15
@ Chi	0	52	9	43	2	0	4	0.0%	5:27	1	5	7	95	24	71	6	2	3	66.7%	9:33	1	10
LAR	3	88	36	52	5	0	3	0.0%	9:33	0	0	0	39	10	29	4	0	3	0.0%	5:27	0	0
@ Phi																						
WAS																						
<b>Totals</b>	<b>71</b>	<b>1436</b>	<b>374</b>	<b>1062</b>	<b>76</b>	<b>11</b>	<b>31</b>	<b>35.5%</b>	<b>6:59</b>	<b>25</b>	<b>233</b>	<b>65</b>	<b>1156</b>	<b>383</b>	<b>773</b>	<b>75</b>	<b>21</b>	<b>45</b>	<b>46.7%</b>	<b>8:01</b>	<b>19</b>	<b>165</b>

	4th Quarter/OT																					
	Pts	Yds	Rush	Pass	1st Dwns	3rd Down Md	Att	Pct	TOP	Penalties No.	Yds	Pts	Yds	Rush	Pass	1st Dwns	3rd Down Md	Att	Pct	TOP	Penalties No.	Yds
NYG	0	25	13	12	1	0	3	0.0%	7:52	1	10	7	130	35	95	8	0	3	0.0%	7:08	2	25
@ Was	10	107	58	49	6	3	4	75.0%	9:23	1	15	7	94	4	90	7	0	2	0.0%	5:37	1	5
MIA	7	102	99	3	7	1	2	50.0%	7:16	3	44	0	51	29	22	4	0	5	0.0%	7:44	3	25
@ NO	0	64	6	58	3	2	4	50.0%	5:23	2	20	3	41	29	12	3	3	6	50.0%	9:37	2	15
GB	14	146	21	125	12	0	1	0.0%	3:29	3	15	3	14	19	-5	3	0	4	0.0%	11:31	5	43
@ NYJ	13	114	28	86	13	2	7	28.6%	8:23	3	25	3	61	5	56	3	0	3	0.0%	6:37	4	65
PHI	10	76	48	28	3	2	4	50.0%	7:31	0	0	0	107	32	75	5	0	2	0.0%	7:29	0	0
@ NYG	21	127	38	89	7	3	4	75.0%	7:34	5	65	3	98	10	88	6	1	5	20.0%	7:26	4	41
MIN	3	158	8	150	9	1	4	25.0%	9:11	1	5	0	24	19	5	2	1	3	33.3%	5:49	2	10
@ Det	8	128	3	125	8	3	5	60.0%	9:44	2	20	6	104	35	69	6	0	3	0.0%	5:16	3	15
@ NE	3	118	8	110	4	0	2	0.0%	4:23	2	15	3	77	22	55	7	1	4	25.0%	10:37	1	5
BUF	8	108	6	102	7	2	3	66.7%	3:59	2	23	3	65	29	36	4	2	5	40.0%	11:01	1	5
@ Chi	17	224	0	224	11	2	4	50.0%	7:45	3	37	7	77	38	39	4	1	4	25.0%	7:15	1	5
LAR	13	102	102	0	3	2	3	66.7%	8:00	2	6	14	130	9	121	11	2	4	50.0%	7:00	1	5
@ Phi																						
WAS																						
<b>Totals</b>	<b>127</b>	<b>1599</b>	<b>438</b>	<b>1161</b>	<b>94</b>	<b>23</b>	<b>50</b>	<b>46.0%</b>	<b>7:08</b>	<b>30</b>	<b>300</b>	<b>59</b>	<b>1073</b>	<b>315</b>	<b>758</b>	<b>73</b>	<b>11</b>	<b>53</b>	<b>20.8%</b>	<b>7:52</b>	<b>30</b>	<b>264</b>

# HALF BY HALF ANALYSIS

DALLAS

OPPONENT

1st Half

	DALLAS				OPPONENT				DALLAS				OPPONENT									
	Pts	Yds	Rush	Pass	1st Dwns	3rd Down Md	Att	Pct	TOP	Penalties No.	Yds	Pts	Yds	Rush	Pass	1st Dwns	3rd Down Md	Att	Pct	TOP	Penalties No.	Yds
NYG	21	305	39	256	17	5	6	83.3%	19:16	5	37	7	181	79	102	10	0	3	0.0%	10:44	4	25
@ Was	14	207	105	102	11	3	6	50.0%	14:27	3	22	7	91	42	49	7	2	6	33.3%	15:33	5	39
MIA	10	204	98	106	12	4	7	57.1%	13:49	4	46	6	218	33	185	12	3	8	37.5%	16:11	1	5
@ NO	3	114	33	81	6	2	7	28.6%	12:49	2	24	9	157	50	107	10	1	5	20.0%	17:11	3	35
GB	0	215	94	121	11	1	4	25.0%	12:46	4	40	17	218	80	138	13	1	5	20.0%	17:14	3	25
@ NYJ	6	162	37	125	6	4	9	44.4%	14:31	5	3	21	247	34	213	13	2	6	33.3%	15:29	3	30
PHI	27	266	111	155	17	4	7	57.1%	15:42	3	40	7	95	67	28	7	2	5	40.0%	14:18	2	15
@ NYG	13	225	88	137	12	1	5	20.0%	14:45	3	15	12	123	55	68	10	2	6	33.3%	15:15	1	5
MIN	14	229	44	185	10	7	10	70.0%	14:43	2	24	17	204	43	161	14	5	7	71.4%	15:17	1	5
@ Det	24	322	58	264	15	4	7	57.1%	16:55	3	20	14	100	56	44	7	2	6	33.3%	13:05	7	69
@ NE	6	161	77	84	10	1	7	14.3%	18:23	2	15	10	158	59	99	8	1	6	16.7%	11:37	3	36
BUF	7	213	72	141	18	4	7	57.1%	16:18	1	23	13	179	62	117	10	2	6	33.3%	13:42	5	33
@ Chi	7	132	73	59	9	4	7	57.1%	14:30	2	10	17	210	89	121	14	4	5	80.0%	15:30	2	15
LAR	28	285	125	160	17	5	7	71.4%	18:33	2	10	7	120	3	117	8	2	5	40.0%	11:27	4	24
@ Phi																						
WAS																						
Totals	180	3040	1054	1976	171	49	96	51.0	15:32	41	329	164	2301	752	1549	143	29	79	36.7	14:28	44	361

2nd Half/OT

	DALLAS				OPPONENT				DALLAS				OPPONENT									
	Pts	Yds	Rush	Pass	1st Dwns	3rd Down Md	Att	Pct	TOP	Penalties No.	Yds	Pts	Yds	Rush	Pass	1st Dwns	3rd Down Md	Att	Pct	TOP	Penalties No.	Yds
NYG	14	189	40	149	6	1	4	25.0%	13:02	1	10	10	289	72	217	15	2	8	25.0%	16:58	4	45
@ Was	17	267	108	159	14	4	5	80.0%	18:55	5	45	14	164	5	159	12	0	3	0.0%	11:05	1	5
MIA	21	272	137	135	16	1	3	33.3%	17:07	4	54	0	65	39	26	5	0	7	0.0%	12:53	4	30
@ NO	7	143	12	131	9	2	4	50.0%	11:07	3	25	3	109	67	42	8	5	9	55.6%	18:53	3	20
GB	24	348	28	320	21	1	4	25.0%	10:31	7	84	17	117	40	77	11	2	7	28.6%	19:29	6	53
@ NYJ	16	236	92	144	20	4	10	40.0%	14:48	4	35	3	135	22	113	7	1	6	16.7%	15:12	5	75
PHI	10	136	78	58	6	4	7	57.1%	16:40	3	25	3	188	48	140	9	1	4	25.0%	13:20	3	25
@ NYG	24	204	84	120	12	3	6	50.0%	13:19	7	89	6	148	45	103	10	3	10	30.0%	16:41	7	66
MIN	10	214	6	208	14	2	5	40.0%	11:50	3	15	11	160	110	50	13	3	7	42.9%	18:10	4	30
@ Det	11	187	17	170	11	4	7	57.1%	13:59	3	25	13	212	65	147	12	4	7	57.1%	16:01	4	20
@ NE	3	160	32	128	6	1	6	16.7%	11:59	5	35	3	124	42	82	9	2	8	25.0%	18:01	3	20
BUF	8	213	31	182	14	3	6	50.0%	10:24	4	43	13	177	62	115	12	4	8	50.0%	19:36	2	20
@ Chi	17	276	9	267	13	2	8	25.0%	13:12	4	42	14	172	62	110	10	3	7	42.9%	16:48	2	15
LAR	16	190	138	52	8	2	6	33.3%	17:33	2	6	14	169	19	150	15	2	7	28.6%	12:27	1	5
@ Phi																						
WAS																						
Totals	190	3220	933	2277	172	37	81	45.7%	13:53	55	533	160	2300	697	1603	145	36	89	40.4%	16:07	49	429

# YARDS GAINED BY DOWN

		COWBOYS												OPPONENT											
		1ST DOWN			2ND DOWN			3RD DOWN			4TH DOWN			1ST DOWN			2ND DOWN			3RD DOWN			4TH DOWN		
Date	Opponent	Att	Yds	Avg	Att	Yds	Avg	Att	Yds	Avg	Att	Yds	Avg	Att	Yds	Avg	Att	Yds	Avg	Att	Yds	Avg	Att	Yds	Avg
9/8	N.Y. Giants	29	164	5.7	23	199	8.7	10	133	13.3	0	0	0.0	33	278	8.4	19	138	7.3	11	47	4.3	3	7	2.3
9/15	at Washington	29	136	4.7	25	222	8.9	11	116	10.5	0	0	0.0	24	109	4.5	19	112	5.9	9	17	1.9	3	17	5.7
9/22	Miami	35	232	6.6	22	177	8.0	10	67	6.7	0	0	0.0	28	131	4.7	22	90	4.1	15	54	3.6	3	8	2.7
9/29	at New Orleans	22	68	3.1	20	104	5.2	11	84	7.6	1	1	1.0	27	151	5.6	21	84	4.0	14	31	2.2	0	0	0.0
10/6	Green Bay	40	345	8.6	20	233	11.7	8	-1	-0.1	0	0	0.0	31	186	6.0	22	95	4.3	12	54	4.5	0	0	0.0
10/13	at N.Y. Jets	32	132	4.1	25	140	5.6	17	128	7.5	1	-1	-1.0	24	213	8.9	17	116	6.8	10	35	3.5	0	0	0.0
10/20	Philadelphia	31	208	6.7	20	61	3.1	14	126	9.0	1	9	9.0	25	139	5.6	21	102	4.9	9	28	3.1	2	14	7.0
11/4	at N.Y. Giants	32	203	6.3	22	143	6.5	11	83	7.5	0	0	0.0	29	168	5.8	22	42	1.9	16	49	3.1	1	12	12.0
11/10	Minnesota	30	147	4.9	23	130	5.7	15	166	11.1	2	0	0.0	31	199	6.4	23	95	4.1	14	68	4.9	1	2	2.0
11/17	at Detroit	31	238	7.7	25	142	5.7	14	129	9.2	0	0	0.0	25	105	4.2	19	127	6.7	13	80	6.2	0	0	0.0
11/24	at New England	25	142	5.7	20	148	7.4	13	31	2.4	1	0	0.0	28	124	4.4	23	116	5.0	14	42	3.0	1	0	0.0
11/28	Buffalo	35	222	6.3	21	120	5.7	13	92	7.1	3	-8	-2.7	28	191	6.8	19	50	2.6	14	112	8.0	2	3	1.5
12/5	at Chicago	30	162	5.4	25	184	7.4	15	39	2.6	3	23	7.7	32	204	6.4	22	86	3.9	13	92	7.1	0	0	0.0
12/15	L.A. Rams	31	196	6.3	23	174	7.6	13	103	7.9	1	2	2.0	31	180	5.8	23	103	4.5	12	1	0.1	1	0	0.0
12/22	at Philadelphia																								
12/29	Washington																								
<b>TOTALS</b>		<b>432</b>	<b>2,595</b>	<b>6.0</b>	<b>314</b>	<b>2,177</b>	<b>6.9</b>	<b>175</b>	<b>1,296</b>	<b>7.4</b>	<b>13</b>	<b>26</b>	<b>2.0</b>	<b>396</b>	<b>2,378</b>	<b>6.0</b>	<b>292</b>	<b>1,356</b>	<b>4.6</b>	<b>176</b>	<b>710</b>	<b>4.0</b>	<b>17</b>	<b>63</b>	<b>3.7</b>

# KICKOFF ANALYSIS

	Total	Opp. Returns	TB	Opp. Return Yards	Opp. Avg. Return	Opp. Avg. Starting Yard Line	Opp. Starts Inside 10	Opp. Returns over 20 yards
Maher	68	32	36	685	21.4	26.6	0	19
Forbath	9	1	6	23	23.0	28.1	0	1
<b>Tot.</b>	77	33	42	708	21.5	26.6	0	20
<b>Opp. Tot.</b>	62	14	47	216	15.4	24.6	0	5

Does not include squibb, pooch and onside kicks

# REPLAY CHALLENGES

## Dallas (3-1)

Game	Situation	Play	Challenge	Decision	Drive Result
vs. GB	1-10 GB 36	A. Brown defensive pass interference	No pass interference	Upheld	Touchdown
vs. GB	1-10 Dal 30	D. Prescott pass incomplete to A. Cooper	Completed pass	Overturned	Touchdown
vs. Phi	1-10 Phi 39	C. Wentz pass complete to Z. Ertz for 37 yards	Incomplete pass	Overturned	INT
@ Chi	2-7 Dal 16	M. Trubisky pass incomplete to J. Wims	Interception	Overturned	INT

## Opponent (0-3)

Game	Situation	Play	Challenge	Decision	Drive Result
@ NYG	2-10 Dal 11	D. Jones pass incomplete to E. Ingram	Pass interference	Upheld	FG
vs. Buf	3-1 Dal 33	F. Gore runs for no gain	First down	Upheld	Game
vs. LAR	Onside from LAR 3f	J. Hekker kicks onside 11 yards from LAR 35 to LAR 46, out of bounds	LAR recovered in bounds	Upheld	Touchdown

## Overturned Booth Review

Game	Situation	Play	Challenge	Decision	Drive Result
vs. NYG	3-4-Dal 44	D. Jones scrambles to Dal 39 for 5 yards	Down by contact	Overturned	Fumble
@ NO	3-4 Dal 31	V. Bell fumble return for 12 yards	Down by contact	Overturned	Fumble
vs. Phi	1-10 Phi 14	E. Elliott runs 14 yards for TD	Down by contact	Overturned	Touchdown
vs. Min	3-7 Min 30	K. Cousins sacked, fumbled, recovered by D. Thompson for TD	Incomplete pass	Overturned	Punt
vs. Min	3-3 Min 47	K. Cousins pass incomplete to S. Diggs	Complete pass	Overturned	FG
vs. Min	2-7 Dal 17	A. Mattison runs 17 yards for TD	Down by contact	Overturned	Touchdown
@ NE	4-11 Dal 25	D. Prescott pass complete to A. Cooper for 20 yards	Incomplete pass	Overturned	Downs
vs. Buf	3-6 Buf 6	D. Prescott pass complete to M. Gallup for TD	Incomplete pass	Overturned	Downs
vs. LAR	4-4 LAR 34	J. Hekker pass short left to M. Thomas for 5 yards, fumbled, recovered by D. Armstr	Down by contact	Overturned	Downs

## TEAM RECORD WHEN...

CATEGORY	2019 SEASON W-L	CATEGORY	2019 SEASON W-L
COWBOYS AT AT&T STADIUM	4-3	COWBOYS LEAD AT HALFTIME	7-0
COWBOYS ON THE ROAD	3-4	SCORE TIED AT HALFTIME	0-0
COWBOYS ON ARTIFICIAL TURF	6-6	COWBOYS TRAIL AT HALFTIME	0-7
COWBOYS ON GRASS	1-1	COWBOYS LEAD AFTER 1ST QUARTER	3-3
COWBOYS IN DOMES	5-2	SCORE TIED AFTER 1ST QUARTER	3-0
COWBOYS IN RETRACTABLE ROOF STADIUMS	4-2	COWBOYS TRAIL AFTER 1ST QUARTER	1-4
COWBOYS OUTDOORS	3-3	COWBOYS LEAD AFTER 3RD QUARTER	7-1
COWBOYS INDOORS	4-2	SCORE TIED AFTER 3RD QUARTER	0-0
		COWBOYS TRAIL AFTER 3RD QUARTER	0-6
DAY GAMES	5-4	GAME GOES TO OVERTIME	0-0
KICKOFF AT 12:00 CST	3-0		
KICKOFF AT 3:00 CST	2-4	COWBOYS SCORE 20 OR MORE POINTS	7-4
NIGHT GAMES	2-3	COWBOYS SCORE 19 OR LESS POINTS	0-3
		COWBOYS SCORE FIRST	3-3
VS. NFC EAST OVERALL	4-0	OPPONENT SCORES FIRST	4-4
VS. NFC EAST AT HOME	2-0	COWBOYS SCORE ON FIRST POSSESSION	2-2
VS. NFC EAST ON THE ROAD	2-0	COWBOYS ALLOW 20 OR MORE	3-5
		COWBOYS ALLOW 19 OR LESS POINTS	4-2
VS. NFC	6-4		
VS. NFC SOUTH	0-1	COWBOYS HAVE + TURNOVER RATIO	4-2
VS. NFC NORTH	1-3	TURNOVER RATIO EVEN	1-0
VS. NFC WEST	1-0	COWBOYS HAVE - TURNOVER RATIO	2-5
VS. AFC	1-3	COWBOYS HAVE 30:00+TOP	6-2
VS. AFC EAST	1-3	COWBOYS HAVE LESS THAN 30:00 TOP	1-5
VS. AFC SOUTH	0-0		
VS. AFC NORTH	0-0	COWBOYS HAVE 100-YARD RUSHER	5-1
VS. AFC WEST	0-0	COWBOYS HAVE 300 NET PASSING YARDS	2-4
		COWBOYS HAVE 1 100-YARD RECEIVER	1-1
		COWBOYS HAVE 2 100-YARD RECEIVERS	2-2
COWBOYS WIN COIN TOSS	3-3		
COWBOYS LOSE COIN TOSS	4-4		
IN SEPTEMBER	3-1	OPPONENTS HAVE 100-YARD RUSHER	1-1
IN OCTOBER	1-2	OPPONENTS HAVE 300 NET PASSING YARDS	1-1
IN NOVEMBER	2-3	OPPONENTS HAVE 1 100-YARD RECEIVER	2-2
IN DECEMBER	1-1	OPPONENTS HAVE 2 100-YARD RECEIVERS	0-0
IN JANUARY	0-0		
ON SUNDAY NIGHT	1-2		
ON THURSDAY NIGHT	0-1		
ON MONDAY NIGHT	1-0		
ON SATURDAY	0-0		



# THE LAST TIME...

## -- OFFENSE --

### 400 YARDS TOTAL OFFENSE

By Cowboys - 475, vs. LAR, 12/15/19  
Playoffs - 414, vs. GB, 1/15/17  
By Opponents - 470, vs. NYG, 9/8/19  
Playoffs - 459, at LAR, 1/12/19

### 500 YARDS TOTAL OFFENSE

By Cowboys - 563, vs. GB, 10/6/19  
Playoffs - 528, vs. LA Rams, 12/28/80  
By Opponents - 515, vs. LAC 11/23/17  
Playoffs - Has never happened

## -- PASSING --

### 300 YARDS PASSING BY A PLAYER

By Cowboys - Dak Prescott, 334, at Chi, 12/5/19  
Playoffs - Dak Prescott, 302, vs. GB, 1/15/17  
By Opponents - Sam Darnold, 338, at NYJ, 10/13/19  
Playoffs - Aaron Rodgers, 356, vs. GB, 1/15/17

### 400 YARDS PASSING BY A PLAYER

By Cowboys - Dak Prescott, 444, at Det, 11/17/19  
Playoffs - Has never happened  
By Opponents - Phillip Rivers, 434, vs. LAC, 11/23/17  
Playoffs - Has never happened

### PASS PLAY OF 60-OR-MORE YARDS - All TDs, except where noted

By Cowboys - D. Prescott-to-M. Gallup 62 yards, vs. NYG, 9/8/19 (NO TD)  
Playoffs - Tony Romo-to-Terrance Williams, 76 yards, vs. Det, 1/4/15  
By Opponents - D. Jones-to-S. Barkley, 65 yards, at NYG, 12/4/19 (NO TD)  
Playoffs - M. Vick-to-J. Maclin, 76 yards, vs. Phi, 1/9/10

### PASS PLAY OF 80-OR-MORE YARDS - All TDs

By Cowboys - D. Prescott-to-A. Cooper, 90 yards, vs. WAS, 11/22/18  
Playoffs - T. Aikman-to-A. Harper, 94 yards, vs. GB, 1/8/95  
By Opponents - D. Brees-to-C.J. Spiller, 80 yards, at NO, 10/4/15  
Playoffs - M. Vick-to-J. Maclin, 76 yards, vs. Phi, 1/9/10

### 40-OR-MORE PASS ATTEMPTS BY A PLAYER

By Cowboys - Dak Prescott, 49, at Chi, 12/5/19  
Playoffs - Troy Aikman, 49, vs. Ari, 1/2/99  
By Opponents - Jared Goff, 51, vs. LAR, 12/15/19  
Playoffs - Aaron Rodgers, 43, vs. GB, 1/15/17

### 50-OR-MORE PASS ATTEMPTS BY A PLAYER

By Cowboys - Dak Prescott, 54, vs. Phi, 12/09/18  
Playoffs - Troy Aikman, 53, at SF, 1/15/95  
By Opponents - Jared Goff, 51, vs. LAR, 12/15/19  
Playoffs - Jim Kelly, 50, vs. Buf, 1/30/94, SB XXVIII

### 25-OR-MORE PASS COMPLETIONS BY A PLAYER

By Cowboys - Dak Prescott, 27, at Chi, 12/5/19  
Playoffs - Troy Aikman, 30, at SF, 1/15/95  
By Opponents - Jared Goff, 33, vs. LAR, 12/15/19  
Playoffs - Aaron Rodgers, 28, vs. GB 1/15/17

### 30-OR-MORE PASS COMPLETIONS BY A PLAYER

By Cowboys - Dak Prescott, 32, vs. Buf, 11/28/19  
Playoffs - Troy Aikman, 30, at SF, 1/15/95  
By Opponents - Jared Goff, 33, vs. LAR, 12/15/19  
Playoffs - Jim Kelly, 31, vs. Buf, 1/30/94, SB XXVIII

### 4 TOUCHDOWN PASSES BY A PLAYER

By Cowboys - Dak Prescott, 4, vs. NYG, 9/8/19  
Playoffs - Troy Aikman, vs. Buf, 1/31/93, SB XXVII  
By Opponents - Matt Flynn, 4, vs. GB, 12/15/13  
Playoffs - Brett Favre, 4, at Min, 1/17/10

## -- RUSHING --

### 200-OR-MORE NET YARDS RUSHING

By Cowboys - 263, vs. LAR, 12/15/19  
Playoffs - 255, vs. Min, 12/28/96  
By Opponents - 215, vs. Phi, 11/19/17  
Playoffs - 273, at LAR, 1/12/19

### 300-OR-MORE NET YARDS RUSHING

By Cowboys - 354, at Bal, 12/6/81  
Playoffs - 338, vs. LARams, 12/28/80  
By Opponents - 306, vs. Phi, 9/3/00  
Playoffs - Has never happened

### 100 YARDS RUSHING BY A PLAYER

By Cowboys - Tony Pollard, 131, Ezekiel Elliott, 117, vs. LAR, 12/15/19  
Playoffs - Ezekiel Elliott, 137, vs. Sea 1/5/19  
By Opponents - Aaron Jones, 107, vs. GB, 10/6/19  
Playoffs - C.J. Anderson, 123, Todd Gurley, 115, at LA, 1/12/19

### 200 YARDS RUSHING BY A PLAYER

By Cowboys - DeMarco Murray, 253, vs StL, 10/23/11  
Playoffs - Has never happened  
By Opponents - Alfred Morris, 200, at Wash, 12/30/12  
Playoffs - Eric Dickerson, 248, at LA Rams, 1/4/86

### TWO 100-YARD RUSHERS

By Cowboys - Tony Pollard, 131, Ezekiel Elliott, 117, vs. LAR, 12/15/19  
Playoffs - Has never happened  
By Opponents - L. McClain, 139, W. McGahee, 108, vs. Bal, 12/20/08  
Playoffs - C.J. Anderson, 123, Todd Gurley, 115, at LAR, 1/12/19

### 3 TOUCHDOWNS RUSHING BY A PLAYER

By Cowboys - Joseph Randle (37, 1, 1), vs. Atl, 9/27/15  
Playoffs - Emmitt Smith (1, 5, 16), vs. GB, 1/14/96  
By Opponents - Aaron Jones (18, 3, 5, 1), vs. GB, 10/6/19  
Playoffs - Larry Schreiber (1, 1, 1), at SF, 12/23/72

### 3 DIFFERENT PLAYERS WITH A RUSHING TOUCHDOWN

By Cowboys - T. Austin, E. Elliott, D. Prescott, vs. Phi, 10/20/19  
Playoffs - T. Dorsett, J. Jones, T. Newsome, R. Springs, vs. TB, 1/2/82  
By Opponents - M. Ingram, D. Sproles, P. Thomas, at NO, 11/10/13  
Playoffs - Has never happened

## -- RECEIVING --

### 10-OR-MORE RECEPTIONS BY A PLAYER

By Cowboys - Amari Cooper, 11, vs. Min, 11/10/19  
Playoffs - Jason Witten, 10, at Min, 1/17/10  
By Opponents - Tyler Higbee, 12, vs. LAR, 12/15/19  
Playoffs - Andre Hastings, 10, vs. Pit, 1/28/96, SB XXX

### 100 YARDS RECEIVING BY A PLAYER

By Cowboys - Michael Gallup, 109, at Chi, 12/5/19  
Playoffs - Michael Gallup, 119, at LAR, 1/12/19  
By Opponents - Tyler Higbee, 111, vs. LAR, 12/15/19  
Playoffs - Tyler Lockett, 120, vs. Sea 1/5/19

### 150 YARDS RECEIVING BY A PLAYER

By Cowboys - Amari Cooper, 226, vs. GB, 10/16/19  
Playoffs - Raghieb Ismail, 163, at Min, 1/9/00  
By Opponents - Deandre Hopkins, 151, at HOU, 10/7/18  
Playoffs - Andre Reed, 152, vs. Buf, 1/31/93, SB XXVII

### TWO 100-YARD RECEIVERS

By Cowboys - Michael Gallup, 148, Randall Cobb, 115, vs. Det, 11/17/19  
Playoffs - M. Irvin, 111, A. Harper, 108, J. Novacek, 104, vs. GB, 1/8/95  
By Opponents - V. Cruz, 118, H. Nicks, 114, R. Randle, 101, vs. NYG, 9/8/13  
Playoffs - DaVonte Adams, 117; Randall Cobb, 116, at GB, 1/11/15

### 3 TOUCHDOWN CATCHES BY A PLAYER

By Cowboys - Blake Jarwin (13, 19, 39), at NYG, 12/30/18  
Playoffs - Preston Pearson (18, 15, 19), at LARs, 1/14/76  
By Opponents - Victor Cruz (70, 18, 10), vs. NYG, 9/8/13  
Playoffs - Sidney Rice, (47, 16, 45), at Min, 1/17/10

### 100-YARD RUSHER AND 100-YARD RECEIVER IN A GAME

By Cowboys - E. Elliott, 111, A. Cooper, 106, vs. Phi, 10/20/19  
Playoffs - Ezekiel Elliott, 137, Amari Cooper, 106, vs. Sea 1/5/19  
By Opponents - S. Barkley, 120, E. Engram, 116, vs. NYG, 9/8/19  
Playoffs - E. Lacy, 101, D. Adams, 117, R. Cobb, 116, at GB, 1/11/15

### 100-YARD RUSHER, 100-YARD RECEIVER, 300-YARD PASSER

By Cowboys - E. Elliott, 113, A. Cooper, 217, D. Prescott, 455, vs. PHI, 12/09/18  
Playoffs - E. Elliott, 125, D. Bryant, 132, D. Prescott, 203, vs. GB 1/15/17  
By Opponents - S. Barkley, 120, E. Engram, 116, E. Manning, 306 vs. NYG, 9/8/19  
Playoffs - E., 101, D. Adams, 117, R. Cobb, 116, A. Rodgers, 316, at GB, 1/11/15

## -- TOUCHDOWNS --

### 3 TOUCHDOWNS BY A PLAYER

By Cowboys - Blake Jarwin (3 rec.) at NYG, 12/30/18  
Playoffs - Emmitt Smith (3 rush), vs. GB, 1/14/96  
By Opponents - Aaron Jones (4 rush), vs. GB, 10/6/19  
Playoffs - Sidney Rice (3 rec.), at Min, 1/17/10

#### 4 TOUCHDOWNS BY A PLAYER

By Cowboys - Terrell Owens (4 rec.), vs. Was, 11/18/07  
Playoffs - Has never happened  
By Opponents - Aaron Jones (4 rush), vs. GB, 10/6/19  
Playoffs - Has never happened

#### ONE RUSHING AND ONE RECEIVING TOUCHDOWN BY A PLAYER

By Cowboys - Ezekiel Elliott (1 rush, 1 rec.), at Det, 11/17/19  
Playoffs - Emmitt Smith (1 rush, 1 rec.), vs. SF, 1/23/94  
By Opponents - C.J. Anderson (1 rush, 1 rec.), at Den, 9/17/17  
Playoffs - James Lofton (1 rush, 1 rec.) at GB, 1/16/83

#### ONE RUSH, ONE REC. AND ONE PASS TD BY A PLAYER

By Cowboys - Dan Reeves (1 rush, 1 rec., 1 pass), vs. Phi, 12/10/67  
Playoffs - Has never happened  
By Opponents - Has never happened  
Playoffs - Has never happened

#### -- TURNOVERS --

#### 2 INTERCEPTIONS BY A PLAYER

By Cowboys - Jeff Heath, at TB, 11/15/15  
Playoffs - Larry Brown, vs. Pit, 1/28/96  
By Opponents - Earl Thomas, vs. Sea, 9/23/18  
Playoffs - Aeneas Williams, vs. Ari, 1/2/99

#### 3 INTERCEPTIONS BY A PLAYER

By Cowboys - Terence Newman, at Was, 12/14/03  
Playoffs - Dennis Thurman, vs. GB, 1/16/83  
By Opponents - Adrian Wilson, at Ari, 10/20/02  
Playoffs - Has never happened

#### NO TURNOVERS

By Cowboys - Dal 44, vs. LAR 21, 12/15/19  
Playoffs - Dal 22, at LAR 30, 1/12/19  
By Opponents - Dal 15, vs. Buf 26, 11/28/19  
Playoffs - Dal 3, at Min 34, 1/17/10

#### 3-PLUS TAKEAWAYS

By Cowboys - Dal 37, at NYG 18, 11/4/19 (three)  
Playoffs - Dal 24, vs. Det 20, 1/4/15 (three)  
By Opponents - Dal 24, vs. GB 34, 10/6/19 (three)  
Playoffs - Dal 3, at Min 34, 1/17/10 (three)

#### -- DEFENSE --

#### HELD OPPONENT UNDER 200 YARDS TOTAL OFFENSE

By Cowboys - 136, vs. Sea, 12/24/17  
Playoffs - 178, vs. Phi, 1/10/93  
By Opponents - 195, at Phi, 1/11/17  
Playoffs - 153, vs. Min, 12/30/73

#### HELD OPPONENT UNDER 300 YARDS TOTAL OFFENSE

By Cowboys - 289, vs. LAR, 12/15/19  
Playoffs - 299, vs. Sea, 1/5/19  
By Opponents - 271, at NYG, 11/4/19  
Playoffs - 248, at Min, 1/17/10

#### -- PASSING DEFENSE --

#### HELD OPPONENT UNDER 100 YARDS PASSING

By Cowboys - 60, vs. Sea, 12/24/17  
Playoffs - 47, at LA Rams, 1/4/86  
By Opponents - 93, vs. Was, 11/30/17  
Playoffs - 63, vs. Min, 12/30/73

#### HELD OPPONENT UNDER 150 YARDS PASSING

By Cowboys - 139, vs. JAX, 10/14/18  
Playoffs - 140, vs. NYG, 1/13/08  
By Opponents - 137, at Sea, 9/23/18  
Playoffs - 132, at Car, 1/3/04

#### -- RUSHING DEFENSE --

#### HELD OPPONENT UNDER 50 YARDS RUSHING

By Cowboys - 22, vs. LAR, 12/15/19  
Playoffs - 48, vs. GB, 1/14/96  
By Opponents - 47, at Was, 9/15/19  
Playoffs - Has never happened

#### HELD OPPONENT UNDER 100 YARDS RUSHING

By Cowboys - 22, vs. LAR, 12/15/19  
Playoffs - 73, vs. Sea, 1/5/19  
By Opponents - 82, at Chi, 12/5/19  
Playoffs - 50, at LAR 1/12/19

#### --SACKS--

#### FIVE-OR-MORE SACKS

By Cowboys - 5, at NYG, 11/4/19  
Playoffs - 5, vs. Phi, 1/7/96  
By Opponents - 7, vs. NO, 11/29/18  
Playoffs - 6, vs. Det, 1/4/15

#### MULTIPLE SACK GAME BY A PLAYER

By Cowboys - Michael Bennett, 2.0, at Det, 11/17/19  
Playoffs - DeMarcus Ware, 2.0, vs. Phi, 1/9/10  
By Opponents - Olivier Vernon, 2.5, at NYG, 12/30/18  
Playoffs - Ndamukong Suh, 2.0, vs. Det, 1/4/15

#### INTERCEPTION RETURNED FOR A TOUCHDOWN

By Cowboys - Byron Jones, 21 yards, at Was, 10/30/17  
Playoffs - George Teague, 29 yards, vs. Min, 12/28/96  
By Opponents - J. Coleman, 30 yards, vs. Sea, 12/24/17  
Playoffs - Eric Davis, 44 yards, at SF, 1/15/95

#### FUMBLE RETURNED FOR A TOUCHDOWN

By Cowboys - Jourdan Lewis, 63 yards, at NYG, 11/4/19  
Playoffs - James Was, 46 yards, vs. Buf, 1/30/94, SB XXVIII  
By Opponents - Preston Smith, 1 yard, at WSH, 10/21/18  
Playoffs - Hugh Green, 60 yards, TB, 1/9/83

#### -- SPECIAL TEAMS --

#### PUNT RETURNED FOR A TOUCHDOWN

By Cowboys - Ryan Switzer, 83 yards, vs. Was, 11/30/17  
Playoffs - Golden Richards, 63 yards, vs. Min, 12/30/73  
By Opponents - Damaris Johnson, 98 yards, vs. Phi, 12/2/12  
Playoffs - Has never happened

#### KICKOFF RETURNED FOR A TOUCHDOWN

By Cowboys - Felix Jones, 98 yards, vs. Phi, 9/15/08  
Playoffs - Miles Austin, 93 yards, at Sea, 1/6/07  
By Opponents - Dwayne Harris, 100 yards, at NYG, 10/25/15  
Playoffs - Vic Was, 97 yards, at SF, 12/23/72

#### PUNT BLOCKED

By Cowboys - Danny McCray, at Phi, 9/20/15  
Playoffs - Darrick Brownlow, at Chi, 12/29/91  
By Opponents - Matthew Slater, at NE, 11/24/19  
Playoffs - Bernardo Harris, vs. GB, 1/14/96

#### PUNT BLOCKED FOR A TOUCHDOWN

By Cowboys - Danny McCray (Kyle Wilber 26 yards), at Phi, 9/20/15  
Playoffs - Has never happened  
By Opponents - D. Baldwin (M. Morgan, 25 yards), at Sea, 10/12/14  
Playoffs - Has never happened

#### PUNT BLOCKED FOR A SAFETY

By Cowboys - C. Polk punt blocked out of the end zone, vs. SF, 11/23/08  
Playoffs - Has never happened  
By Opponents - Ron McGovern, at KC, 10/22/89  
Playoffs - Reggie Harrison, vs. Pit, 1/18/76, SB X

#### FIELD GOAL BLOCKED

By Cowboys - Tyrone Crawford, at Was, 10/30/17  
Playoffs - Aaron Mitchell, at Phi, 1/11/81  
By Opponents - Chris Clemons, at Jax, 11/9/14  
Playoffs - Datone Jones, at GB, 1/11/15

#### BLOCKED FIELD GOAL RETURNED FOR A TOUCHDOWN

By Cowboys - P. Watkins, 68 yards (C. Canty blk), vs. Min, 10/21/07  
Playoffs - Has never happened  
By Opponents - W. White, 55 yards (M. Spindler blk), at Det, 10/27/91  
Playoffs - Has never happened

#### PAT KICK MISSED

By Cowboys - Brett Maher, at Atl, 11/18/18  
Playoffs - Lin Elliott, at SF, 1/17/93  
By Opponents - Stephen Hauschka, vs. Buf, 11/28/19  
Playoffs - Jan Stenerud, vs. GB, 1/16/83

#### PAT KICK BLOCKED

By Cowboys - Barry Church, at Chi, 12/4/14  
Playoffs - Rod Hill, vs. GB, 1/16/83  
By Opponents - Barry Cofield, at NYG, 11/14/10  
Playoffs - Carl Eller, vs. Min, 1/1/78

#### ONSIDE KICK ATTEMPTED

By Cowboys - Brett Maher, at Chi, 12/5/19  
Playoffs - Michael Dickson, vs. Sea, 1/5/19  
By Opponents - Johnny Hekker, vs. LAR, 12/15/19

#### ONSIDE KICK SUCCESSFUL

By Cowboys - at Was, 12/28/14, Barry Church recovered  
By Opponents - vs. NYG, 9/16/18, Michael Thomas recovered

-- SCORING --

**SAFETY SCORED**

- By Cowboys - Alfred Morris tackled in end zone, vs. Wash, 1/3/16  
Playoffs - Snap over R. Stark's out of end zone, at Car, 1/5/97
- By Opponents - Wilber holding in end zone (punt) , at Jac, 11/9/14  
Playoffs - R. Harrison punt blocked out of end zone, vs. Pit 1/18/76, SB X

**TWO POINT ATTEMPT MADE**

- By Cowboys - Jason Witten pass from Dak Prescott, vs. Buf, 11/28/19  
Playoffs - Amari Cooper pass from Dak Prescott, at LAR 1/12/19
- By Opponents - Todd Gurley run, vs. LAR, 12/15/19  
Playoffs - Chris Carson run, vs. Sea, 1/5/19

**TWO POINT ATTEMPT FAILED**

- By Cowboys - Dak Prescott pass incomplete, at NYJ, 10/13/19  
Playoffs - Troy Aikman pass incomplete, at Car, 1/5/97
- By Opponents - Jared Goff pass incomplete, vs. LAR, 12/15/19  
Playoffs - Aaron Rodgers pass incomplete, at GB, 1/11/15

**50 POINTS SCORED**

- By Cowboys - Dal 51, vs. Sea, 7, 11/27/80  
Playoffs - Dal 52, Buf 17, 1/30/92, SB XXVII
- By Opponents - Den 51, vs. Dal, 48, 10/6/13  
Playoffs - Has never happened

**40 POINTS SCORED**

- By Cowboys - Dal 44, vs. LAR 21, 12/15/19  
Playoffs - Dal 40, vs. Min 15, 12/28/96
- By Opponents - at Den 42, Dal, 17, 9/17/17  
Playoffs - Has never happened

**WON BY 20-OR-MORE POINTS**

- By Cowboys - Dal 44, vs. LAR 21, 12/15/19  
Playoffs - at Dal 34, Phi 14, 1/9/10
- By Opponents - Dal 0, Ind 23, 12/16/18  
Playoffs - Dal 3, at Min 34, 1/17/10

**SCORED 20-OR-MORE POINTS IN A QUARTER**

- By Cowboys - 21 points, 2nd quarter, vs. LAR, 12/15/19  
Playoffs - 27 points, 2nd quarter, vs. Phi, 1/9/10
- By Opponents - 20 points, 4th quarter, vs. GB, 10/8/17  
Playoffs - 21 points, 1st quarter, at SF, 1/15/95

**SCORED 20-OR-MORE POINTS IN A HALF**

- By Cowboys - 28 points, 1st half, vs. LAR, 12/15/19  
Playoffs - 27 points, 1st half, vs. Phi, 1/9/10
- By Opponents - 21 points, 1st half, at NYJ, 10/13/19  
Playoffs - 20 points, 1st half, at LAR 1/12/19

**TOUCHDOWN DRIVE OF 12-OR-MORE PLAYS**

- By Cowboys - 14 plays, vs. LAR, 12/15/19  
Playoffs - 12 plays, at LAR, 1/12/19
- By Opponents - 12 plays, vs. LAR, 12/15/19  
Playoffs - 12 plays, at LAR, 1/12/19

**TOUCHDOWN DRIVE OF 80-OR-MORE YARDS**

- By Cowboys - 97 yards, vs. LAR, 12/15/19  
Playoffs - 80 yards, vs. GB 1/15/17
- By Opponents - 84 yards, at Chi, 12/5/19  
Playoffs - 90 yards, vs. GB 1/15/17

**TOUCHDOWN DRIVE OF FIVE-OR-MORE MINUTES**

- By Cowboys - 7:57, vs. LAR, 12/15/19  
Playoffs - 5:05, at LAR, 1/12/19
- By Opponents - 6:42, at Chi, 12/5/19  
Playoffs - 7:36, at LAR, 1/12/19

**TOUCHDOWNS SCORED BY OFFENSE AND DEFENSE**

- By Cowboys - 3 offense, 1 defense at NYG, 11/4/19  
Playoffs - 3 offense, 1 defense, at Min, 12/28/96
- By Opponents - 1 offense, 1 defense, at Was, 10/21/18  
Playoffs - 4 offense, 1 defense, at SF, 1/15/95

**TOUCHDOWNS SCORED BY OFF., DEF. AND SPECIAL TEAMS**

- By Cowboys - 2 offense, 1 defense, 1 special teams, at Phi, 11/11/12  
Playoffs - Has never happened
- By Opponents - 1 offense, 1 defense, 1 special teams, at NYG, 10/25/15  
Playoffs - Has never happened

**HELD OPPONENT WITHOUT A TOUCHDOWN**

- By Cowboys - Dal 10, at NO 12, 9/29/19  
Playoffs - Dal 38, vs. TB 0, 1/2/82
- By Opponents - Dal 9, at NE 13, 11/24/19  
Playoffs - Dal 3, at Min 34, 1/17/10

**SHUTOUT AN OPPONENT**

- By Cowboys - Dal 6, at Phi 0, 12/31/17  
Playoffs - Dal 38, vs. TB 0, 1/2/82
- By Opponents - Dal 0, at Ind 23, 12/16/18  
Playoffs - at LARams 20, Dal 0, 1/4/86

**WON IN OVERTIME**

- By Cowboys - at Dal 29, Phi 23, 12/09/18  
Playoffs - Has never happened
- By Opponents - Dal 27, Phi 33 OT, 11/8/15  
Playoffs - Has never happened

**SCORED A TOUCHDOWN ON FIRST DRIVE OF FIRST HALF**

- By Cowboys - Dal 24, at Chi 31, 12/5/19  
Playoffs - Dal 22, at LAR 30, 1/12/19
- By Opponents - Dal 35, at Det 27, 11/17/19  
Playoffs - at Dal 31, GB 34, 1/15/17

**SCORED A TOUCHDOWN ON FIRST DRIVE OF SECOND HALF**

- By Cowboys - Dal 24, vs. Min 28, 11/10/19  
Playoffs - Dal 28, at SF 38, 1/15/95
- By Opponents - Dal 24, at Chi 31, 12/5/19  
Playoffs - at Dal 31, GB 34, 1/15/17

**SCORED A TOUCHDOWN ON FIRST DRIVE OF BOTH HALVES**

- By Cowboys - at Dal 42, Det 21, 12/26/16  
Playoffs - Dal 34, vs. Phil 10, 1/10/93
- By Opponents - Dal 35, at Det 27, 11/17/19  
Playoffs - at Dal 31, GB 34, 1/15/17

**SCORED A TD AND/OR FG ON FIRST DRIVE OF BOTH HALVES**

- By Cowboys - Dal 31, Mia 6, 9/22/19 - FG 1st, TD 2nd  
Playoffs - Dal 30, Buf 13, 1/30/94 - FG 1st, TD 2nd (SB XXVIII)
- By Opponents - Dal 35, at Det 27, 11/17/19 - TD 1st, TD 2nd  
Playoffs - Dal 20, at Sea 21, 1/6/07 - FG 1st, TD 2nd

## LONGEST/SHORTEST

### LONGEST DRIVE

<b>Most Plays (Cowboys)</b> .....	17 plays at Chicago (12/5)	75 yards, 8:57, Touchdown
<b>Most Plays (Opponent)</b> .....	15 plays at New Orleans (9/29)	67 yards, 9:06, Field Goal
<b>Most Yards (Cowboys)</b> .....	97 yards at Washington (9/15)	7 plays, 3:34, Touchdown
	97 yards vs. L.A. Rams (12/15)	14 plays, 7:57, Touchdown
<b>Most Yards (Opponent)</b> .....	92 yards at N.Y. Jets (10/13)	1 plays, 0:12, Touchdown
<b>Most Time (Cowboys)</b> .....	8:57 at Chicago (12/5)	17 plays, 75 yards, Touchdown
<b>Most Time (Opponent)</b> .....	9:06 at New Orleans (9/29)	15 plays, 67 yards, Field Goal

### LONGEST TOUCHDOWN DRIVE

<b>Most Plays (Cowboys)</b> .....	17 plays at Chicago (12/5)	75 yards, 8:57
<b>Most Plays (Opponent)</b> .....	14 plays at N.Y. Jets (10/13)	83 yards, 7:54
	14 plays at Chicago (12/5)	68 yards, 4:50
<b>Most Yards (Cowboys)</b> .....	97 yards at Washington (9/15)	7 plays, 3:34
	97 yards vs. L.A. Rams (12/15)	14 plays, 7:57
<b>Most Yards (Opponent)</b> .....	92 yards at N.Y. Jets (10/13)	1 plays, 0:12
<b>Most Time (Cowboys)</b> .....	8:57 at Chicago (12/5)	17 plays, 75 yards
<b>Most Time (Opponent)</b> .....	7:54 at N.Y. Jets (10/13)	14 plays, 83 yards

### LONGEST FIELD GOAL DRIVE

<b>Most Plays (Cowboys)</b> .....	14 plays at N.Y. Jets (10/13)	61 yards, 7:10
	14 plays at Detroit (11/17)	74 yards, 7:31
<b>Most Plays (Opponent)</b> .....	15 plays at New Orleans (9/29)	67 yards, 9:06
<b>Most Yards (Cowboys)</b> .....	78 yards at New England (11/24)	8 plays, 3:28
<b>Most Yards (Opponent)</b> .....	86 yards vs. Buffalo (11/28)	13 plays, 7:02
<b>Most Time (Cowboys)</b> .....	7:31 at Detroit (11/17)	14 plays, 74 yards
<b>Most Time (Opponent)</b> .....	9:06 at New Orleans (9/29)	15 plays, 67 yards

### SHORTEST TOUCHDOWN DRIVE

<b>Fewest Plays (Cowboys)</b> .....	2 plays vs. Green Bay (10/6)	75 yards, 0:21
	2 plays vs. Philadelphia (10/20)	14 yards, 0:18
	2 plays vs. L.A. Rams (12/15)	46 yards, 0:17
<b>Fewest Plays (Opponent)</b> .....	1 plays at N.Y. Jets (10/13)	92 yards, 0:12
<b>Fewest Yards (Cowboys)</b> .....	9 yards vs. L.A. Rams (12/15)	3 plays, 1:00
<b>Fewest Yards (Opponent)</b> .....	12 yards at New England (11/24)	2 plays, 0:43
<b>Shortest Time (Cowboys)</b> .....	0:17 vs. L.A. Rams (12/15)	2 plays, 46 yards
<b>Shortest Time (Opponent)</b> .....	0:12 at N.Y. Jets (10/13)	1 plays, 92 yards

### SHORTEST FIELD GOAL DRIVE

<b>Fewest Plays (Cowboys)</b> .....	4 plays at N.Y. Giants (11/4)	5 yards, 0:25
<b>Fewest Plays (Opponent)</b> .....	4 plays vs. Green Bay (10/6)	9 yards, 2:14
	4 plays at N.Y. Giants (11/4)	5 yards, 1:26
	4 plays at New England (11/24)	3 yards, 1:31
<b>Fewest Yards (Cowboys)</b> .....	5 yards at N.Y. Giants (11/4)	4 plays, 0:25
<b>Fewest Yards (Opponent)</b> .....	3 yards at New England (11/24)	4 plays, 1:31
<b>Shortest Time (Cowboys)</b> .....	0:22 vs. Philadelphia (10/20)	5 plays, 25 yards

# TEAM HIGHS AND LOWS

## 2019 REGULAR SEASON DALLAS COWBOYS OFFENSIVE HIGHS AND LOWS (THROUGH WEEK 15)

HIGH	DATE	OPPONENT		LOW	DATE	OPPONENT
44	12/15	vs. L.A. Rams	<b>Points</b>	9	11/24	at New England
5	9/8	vs. N.Y. Giants	<b>Total Touchdowns</b>	0	11/24	at New England
75	10/13	at N.Y. Jets	<b>Total Plays</b>	54	9/29	at New Orleans
563	10/6	vs. Green Bay	<b>Total Net Yards</b>	257	9/29	at New Orleans
32	10/6	vs. Green Bay	<b>Total First Downs</b>	15	9/29	at New Orleans
16	12/15	vs. L.A. Rams	<b>First Downs Rushing</b>	0	11/10	vs. Minnesota
22	11/10	vs. Minnesota	<b>First Downs Passing</b>	8	9/29	at New Orleans
					11/24	at New England
					12/15	vs. L.A. Rams
5	11/28	vs. Buffalo	<b>First Down Penalties</b>	0	12/5	at Chicago
63.6%	9/15	at Washington	<b>Third Down Efficiency</b>	15.4%	11/24	at New England
8.3	10/6	vs. Green Bay	<b>Average Yards Per Play</b>	4.8	9/29	at New Orleans
263	12/15	vs. L.A. Rams	<b>Total Net Yards Rushing</b>	45	9/29	at New Orleans
45	12/15	vs. L.A. Rams	<b>Rushing Attempts</b>	19	11/28	vs. Buffalo
6.9	9/22	vs. Miami	<b>Rushing Average Yards</b>	2.3	9/29	at New Orleans
					11/10	vs. Minnesota
3	10/20	vs. Philadelphia	<b>Rushing Touchdowns</b>	0	11/4	at N.Y. Giants
					11/10	vs. Minnesota
					11/24	at New England
					11/28	vs. Buffalo
441	10/6	vs. Green Bay	<b>Total Net Yards Passing</b>	212	9/29	at New Orleans
					11/24	at New England
					12/15	vs. L.A. Rams
49	11/28	vs. Buffalo	<b>Passing Attempts</b>	23	12/15	vs. L.A. Rams
32	11/28	vs. Buffalo	<b>Passing Completions</b>	15	12/15	vs. L.A. Rams
4	9/8	vs. N.Y. Giants	<b>Passing Touchdowns</b>	0	9/29	at New Orleans
					10/13	at N.Y. Jets
					11/24	at New England
3	10/6	vs. Green Bay	<b>Passes Thrown for Interception</b>	0	9/8	vs. N.Y. Giants
					10/13	at N.Y. Jets
					11/17	at Detroit
					12/5	at Chicago
					12/15	vs. L.A. Rams
4	11/28	vs. Buffalo	<b>Times Sacked</b>	0	9/8	vs. N.Y. Giants
					11/4	at N.Y. Giants
					11/24	at New England
					12/15	vs. L.A. Rams
4	11/28	vs. Buffalo	<b>QB Sacks</b>	0	9/8	vs. N.Y. Giants
					11/4	at N.Y. Giants
					11/24	at New England
					12/15	vs. L.A. Rams
5	11/24	at New England	<b>Total Punts</b>	2	9/15	at Washington
					11/4	at N.Y. Giants
					11/10	vs. Minnesota
					11/28	vs. Buffalo
					12/15	vs. L.A. Rams
47.5	12/15	vs. L.A. Rams	<b>Punt Net Average Yards</b>	26.7	11/24	at New England
3	10/6	vs. Green Bay	<b>Punt Returns</b>	0	9/8	vs. N.Y. Giants
					11/24	at New England
					11/28	vs. Buffalo
					12/5	at Chicago
24	11/4	at N.Y. Giants	<b>Punt Return Yards</b>	0	9/8	vs. N.Y. Giants
					11/10	vs. Minnesota
					11/24	at New England
					11/28	vs. Buffalo
					12/5	at Chicago
3	10/6	vs. Green Bay	<b>Kickoff Returns</b>	0	9/22	vs. Miami
					9/29	at New Orleans
					10/13	at N.Y. Jets
					10/20	vs. Philadelphia
					11/10	vs. Minnesota
					11/28	vs. Buffalo
					12/15	vs. L.A. Rams
73	10/6	vs. Green Bay	<b>Kickoff Return Yards</b>	0	9/8	vs. N.Y. Giants
					9/22	vs. Miami
					9/29	at New Orleans
					10/13	at N.Y. Jets
					10/20	vs. Philadelphia
					11/10	vs. Minnesota
					11/28	vs. Buffalo
					12/15	vs. L.A. Rams
11	10/6	vs. Green Bay	<b>Total Penalties</b>	4	12/15	vs. L.A. Rams

## TEAM HIGHS AND LOWS

124	10/6	vs. Green Bay	<b>Penalty Yards</b>	16	12/15	vs. L.A. Rams
3	11/28	vs. Buffalo	<b>Total Fumbles</b>	0	9/8	vs. N.Y. Giants
					9/15	at Washington
					9/22	vs. Miami
					10/13	at N.Y. Jets
					11/10	vs. Minnesota
					12/5	at Chicago
2	9/29	at New Orleans	<b>Fumbles Lost</b>	0	9/8	vs. N.Y. Giants
					9/15	at Washington
					9/22	vs. Miami
					10/6	vs. Green Bay
					10/13	at N.Y. Jets
					10/20	vs. Philadelphia
					11/10	vs. Minnesota
					11/24	at New England
					12/5	at Chicago
					12/15	vs. L.A. Rams
36:06	12/15	vs. L.A. Rams	<b>Time of Possession</b>	23:17	10/6	vs. Green Bay

# TEAM HIGHS AND LOWS

## 2019 REGULAR SEASON DALLAS COWBOYS DEFENSIVE HIGHS AND LOWS (THROUGH WEEK 15)

HIGH	DATE	OPPONENT		LOW	DATE	OPPONENT
34	10/6	vs. Green Bay	<b>Points</b>	6	9/22	vs. Miami
4	10/6	vs. Green Bay	<b>Total Touchdowns</b>	0	9/22	vs. Miami
69	11/10	vs. Minnesota	<b>Total Plays</b>	54	9/29	at New Orleans
470	9/8	vs. N.Y. Giants	<b>Total Net Yards</b>	255	10/13	at N.Y. Jets
27	11/10	vs. Minnesota	<b>Total First Downs</b>	16	9/15	at Washington
11	10/6	vs. Green Bay	<b>First Downs Rushing</b>	2	10/20	vs. Philadelphia
17	12/15	vs. L.A. Rams	<b>First Downs Passing</b>	6	9/22	vs. Miami
4	10/6	vs. Green Bay	<b>First Down Penalties</b>	1	9/29	at New Orleans
58.3%	12/5	at Chicago	<b>Third Down Efficiency</b>	18.2%	9/8	vs. N.Y. Giants
7.1	9/8	vs. N.Y. Giants	<b>Average Yards Per Play</b>	4	11/24	at New England
153	11/10	vs. Minnesota	<b>Total Net Yards Rushing</b>	22	9/8	vs. N.Y. Giants
36	11/10	vs. Minnesota	<b>Rushing Attempts</b>	14	11/4	at N.Y. Giants
8.9	9/8	vs. N.Y. Giants	<b>Rushing Average Yards</b>	1.6	12/15	vs. L.A. Rams
4	10/6	vs. Green Bay	<b>Rushing Touchdowns</b>	0	12/15	vs. L.A. Rams
326	10/13	at N.Y. Jets	<b>Total Net Yards Passing</b>	149	9/22	vs. Miami
52	12/15	vs. L.A. Rams	<b>Passing Attempts</b>	25	9/29	at New Orleans
34	12/15	vs. L.A. Rams	<b>Passing Completions</b>	15	10/6	vs. Green Bay
3	12/5	at Chicago	<b>Passing Touchdowns</b>	0	9/8	vs. N.Y. Giants
1	9/29	at New Orleans	<b>Passes Thrown for Interception</b>	0	9/15	at Washington
					9/22	vs. Miami
					10/6	vs. Green Bay
					11/10	vs. Minnesota
					11/17	at Detroit
					11/24	at New England
					11/28	vs. Buffalo
5	9/29	at New Orleans	<b>Times Sacked</b>	1	9/8	vs. N.Y. Giants
					9/15	at Washington
					11/10	vs. Minnesota
5	9/29	at New Orleans	<b>QB Sacks</b>	1	9/8	vs. N.Y. Giants
					9/15	at Washington
					11/10	vs. Minnesota
6	10/6	vs. Green Bay	<b>Total Punts</b>	3	10/20	vs. Philadelphia
					11/4	at N.Y. Giants
					11/28	vs. Buffalo
51.8	12/15	vs. L.A. Rams	<b>Punt Net Average Yards</b>	33.8	11/24	at New England
4	12/5	at Chicago	<b>Punt Returns</b>	0	10/6	vs. Green Bay
					11/10	vs. Minnesota
					11/24	at New England
					11/28	vs. Buffalo
35	11/17	at Detroit	<b>Punt Return Yards</b>	0	10/6	vs. Green Bay
					11/10	vs. Minnesota
					11/24	at New England
					11/28	vs. Buffalo
					12/15	vs. L.A. Rams
7	11/4	at N.Y. Giants	<b>Kickoff Returns</b>	1	9/15	at Washington
					9/22	vs. Miami
					9/29	at New Orleans
					10/6	vs. Green Bay
					11/10	vs. Minnesota
					11/24	at New England
					12/15	vs. L.A. Rams
186	11/4	at N.Y. Giants	<b>Kickoff Return Yards</b>	20	9/15	at Washington
					11/24	at New England
11	11/17	at Detroit	<b>Total Penalties</b>	4	12/5	at Chicago
105	10/13	at N.Y. Jets	<b>Penalty Yards</b>	29	12/15	vs. L.A. Rams
4	10/20	vs. Philadelphia	<b>Total Fumbles</b>	0	9/15	at Washington
					9/29	at New Orleans
					10/6	vs. Green Bay
					10/13	at N.Y. Jets
					11/10	vs. Minnesota
					11/17	at Detroit
					12/15	vs. L.A. Rams

## TEAM HIGHS AND LOWS

3	10/20	vs. Philadelphia	<b>Fumbles Lost</b>	0	9/15 9/29 10/6 10/13 11/10 11/17 11/24 11/28 12/15	at Washington at New Orleans vs. Green Bay at N.Y. Jets vs. Minnesota at Detroit at New England vs. Buffalo vs. L.A. Rams
36:43	10/6	vs. Green Bay	<b>Time of Possession</b>	23:54	12/15	vs. L.A. Rams

## INDIVIDUAL SINGLE-GAME HIGHS

### 2019 REGULAR SEASON COWBOYS INDIVIDUAL SINGLE-GAME HIGHS

<b>Passes Attempted</b>	49	Dak Prescott	at Bears	12/5
		Dak Prescott	vs. Bills	11/28
<b>Passes Completed</b>	32	Dak Prescott	vs. Bills	11/28
<b>Passing Yards</b>	463	Dak Prescott	vs. Packers	10/6
<b>Touchdown Passes</b>	4	Dak Prescott	vs. Giants	9/8
<b>Pass Receptions</b>	11	Amari Cooper	vs. Vikings	11/10
		Amari Cooper	vs. Packers	10/6
<b>Receiving Yards</b>	226	Amari Cooper	vs. Packers	10/6
<b>Touchdown Receptions</b>	2	Amari Cooper	vs. Dolphins	9/22
<b>Rushing Yards</b>	139	Ezekiel Elliott	at Giants	11/4
<b>Rushing Attempts</b>	28	Ezekiel Elliott	at Jets	10/13
<b>Rushing Touchdowns</b>	2	Ezekiel Elliott	vs. Rams	12/15
		Ezekiel Elliott	at Bears	12/5
<b>Yards From Scrimmage</b>	226	Amari Cooper	vs. Packers	10/6
<b>Combined Net Yards</b>	226	Amari Cooper	vs. Packers	10/6
<b>Interceptions Made</b>	1	Sean Lee	vs. Rams	12/15
		Jourdan Lewis	at Bears	12/5
		Xavier Woods	at Giants	11/4
		Xavier Woods	vs. Eagles	10/20
		Jourdan Lewis	at Jets	10/13
<b>INT Return Yards</b>	29	Xavier Woods	at Giants	11/4
<b>Sacks</b>	2.0	Jourdan Lewis	vs. Bills	11/28
		Michael Bennett	at Lions	11/17
		Robert Quinn	at Jets	10/13
		Robert Quinn	at Saints	9/29
<b>Punts</b>	5	Chris Jones	at Bears	12/5
<b>Punt Returns</b>	3	Tavon Austin	vs. Packers	10/6
<b>Punt Return Yards</b>	24	Tavon Austin	at Giants	11/4
<b>Kickoff Returns</b>	3	Cedrick Wilson	at Bears	12/5
		Tony Pollard	at Giants	11/4
		Tony Pollard	vs. Packers	10/6
<b>Kickoff Return Yards</b>	73	Tony Pollard	vs. Packers	10/6
<b>Field Goals Attempted</b>	4	Brett Maher	at Patriots	11/24
		Brett Maher	at Giants	11/4
		Brett Maher	at Jets	10/13
<b>Field Goals Made</b>	3	Kai Forbath	vs. Rams	12/15
		Brett Maher	at Patriots	11/24
		Brett Maher	at Giants	11/4
		Brett Maher	vs. Eagles	10/20
		Brett Maher	at Jets	10/13

### 2019 REGULAR SEASON DALLAS COWBOYS LONGEST PLAYS

<b>Run From Scrimmage</b>	44	Tony Pollard	vs. Rams	12/15
<b>Touchdown Run</b>	44	Tony Pollard	vs. Rams	12/15
<b>Pass Reception</b>	62	Michael Gallup	vs. Giants	9/8
<b>Touchdown Reception</b>	59	Tavon Austin	vs. Rams	12/15
<b>Interception Return</b>	29	Xavier Woods	at Giants	11/4
<b>Punt Return</b>	15	Tavon Austin	at Giants	11/4
<b>Kickoff Return</b>	28	Tony Pollard	vs. Packers	10/6
<b>Punt</b>	58	Chris Jones	at Saints	9/29
<b>Field Goal</b>	63	Brett Maher	vs. Eagles	10/20

## OPPONENTS INDIVIDUAL SINGLE-GAME HIGHS

### 2019 REGULAR SEASON OPPONENTS INDIVIDUAL SINGLE-GAME HIGHS

<b>Passes Attempted</b>	51	Jared Goff	vs. Rams	12/15
<b>Passes Completed</b>	33	Jared Goff	vs. Rams	12/15
<b>Passing Yards</b>	338	Sam Darnold	at Jets	10/13
<b>Touchdown Passes</b>	3	Mitchell Trubisky	at Bears	12/5
<b>Pass Receptions</b>	12	Tyler Higbee	vs. Rams	12/15
<b>Receiving Yards</b>	125	Robby Anderson	at Jets	10/13
<b>Touchdown Receptions</b>	2	Allen Robinson II	at Bears	12/5
		Marvin Jones Jr.	at Lions	11/17
		Kyle Rudolph	vs. Vikings	11/10
<b>Rushing Yards</b>	120	Saquon Barkley	vs. Giants	9/8
<b>Rushing Attempts</b>	26	Dalvin Cook	vs. Vikings	11/10
<b>Rushing Touchdowns</b>	4	Aaron Jones	vs. Packers	10/6
<b>Yards From Scrimmage</b>	183	Dalvin Cook	vs. Vikings	11/10
<b>Combined Net Yards</b>	189	Cody Latimer	at Giants	11/4
<b>Interceptions Made</b>	1	Star Lotulelei	vs. Bills	11/28
		Stephon Gilmore	at Patriots	11/24
		Jayron Kearse	vs. Vikings	11/10
		Antoine Bethea	at Giants	11/4
		Jalen Mills	vs. Eagles	10/20
<b>INT Return Yards</b>	37	Jaire Alexander	vs. Packers	10/6
<b>Sacks</b>	2.0	Ed Oliver	vs. Bills	11/28
		Za'Darius Smith	vs. Packers	10/6
<b>Punts</b>	6	Jake Bailey	at Patriots	11/24
		Sam Martin	at Lions	11/17
		JK Scott	vs. Packers	10/6
<b>Punt Returns</b>	4	Tarik Cohen	at Bears	12/5
<b>Punt Return Yards</b>	35	Jamal Agnew	at Lions	11/17
<b>Kickoff Returns</b>	6	Cody Latimer	at Giants	11/4
<b>Kickoff Return Yards</b>	181	Cody Latimer	at Giants	11/4
<b>Field Goals Attempted</b>	4	Nick Folk	at Patriots	11/24
		Aldrick Rosas	at Giants	11/4
		Wil Lutz	at Saints	9/29
<b>Field Goals Made</b>	4	Aldrick Rosas	at Giants	11/4
		Wil Lutz	at Saints	9/29

### 2019 REGULAR SEASON OPPONENTS LONGEST PLAYS

<b>Run From Scrimmage</b>	59	Saquon Barkley	vs. Giants	9/8
<b>Touchdown Run</b>	23	Mitchell Trubisky	at Bears	12/5
<b>Pass Reception</b>	92	Robby Anderson	at Jets	10/13
<b>Touchdown Reception</b>	92	Robby Anderson	at Jets	10/13
<b>Interception Return</b>	37	Jaire Alexander	vs. Packers	10/6
<b>Punt Return</b>	32	Jamal Agnew	at Lions	11/17
<b>Kickoff Return</b>	50	Cody Latimer	at Giants	11/4
<b>Punt</b>	69	Johnny Hekker	vs. Rams	12/15
<b>Field Goal</b>	44	Nick Folk	at Patriots	11/24

## BIG YARDAGE GAMES

### COWBOYS

#### 100-YARD PASS RECEIVERS

DATE	OPPONENT	PLAYER	REC.	YDS.	AVG.	LG	TD
9/8	vs. N.Y. Giants	A. Cooper	6	106	17.7	45	1
9/8	vs. N.Y. Giants	M. Gallup	7	158	22.6	62	0
10/6	vs. Green Bay	A. Cooper	11	226	20.5	53t	1
10/6	vs. Green Bay	M. Gallup	7	113	16.1	40t	1
10/20	vs. Philadelphia	A. Cooper	5	106	21.2	44	0
11/10	vs. Minnesota	R. Cobb	6	106	17.7	24	1
11/10	vs. Minnesota	A. Cooper	11	147	13.4	20	1
11/17	at Detroit	R. Cobb	4	115	28.8	49	1
11/17	at Detroit	M. Gallup	9	148	16.4	41	0
12/5	at Chicago	M. Gallup	6	109	18.2	24	0

#### 100-YARD RUSHERS

DATE	OPPONENT	PLAYER	ATT.	YDS.	AVG.	LG	TD
9/15	at Washington	E. Elliott	23	111	4.8	27	1
9/22	vs. Miami	E. Elliott	19	125	6.6	18	0
9/22	vs. Miami	T. Pollard	13	103	7.9	28	1
10/13	at N.Y. Jets	E. Elliott	28	105	3.8	13	1
10/20	vs. Philadelphia	E. Elliott	22	111	5.0	16	1
11/4	at N.Y. Giants	E. Elliott	23	139	6.0	19	0
12/15	vs. L.A. Rams	E. Elliott	24	117	4.9	15	2
12/15	vs. L.A. Rams	T. Pollard	12	131	10.9	44t	1

#### 300-YARD PASSERS

DATE	OPPONENT	PLAYER	REC.	YDS.	COMP.	LG	TD
9/8	vs. N.Y. Giants	D. Prescott	32	405	25	62	4
10/6	vs. Green Bay	D. Prescott	44	463	27	53t	2
11/10	vs. Minnesota	D. Prescott	46	397	28	26	3
11/17	at Detroit	D. Prescott	46	444	29	49	3
11/28	vs. Buffalo	D. Prescott	49	355	32	35	2
12/5	at Chicago	D. Prescott	49	334	27	35	1

### 2019 OPPONENTS BIG YARDAGE GAMES

#### 100-YARD PASS RECEIVERS

DATE	OPPONENT	PLAYER	REC.	YDS.	AVG.	LG	TD
9/8	vs. N.Y. Giants	E. Engram	11	116	10.5	22	1
10/13	at N.Y. Jets	R. Anderson	5	125	25.0	92t	1
11/28	vs. Buffalo	C. Beasley	6	110	18.3	29	1
12/15	vs. L.A. Rams	T. Higbee	12	111	9.3	26	0

#### 100-YARD RUSHERS

DATE	OPPONENT	PLAYER	ATT.	YDS.	AVG.	LG	TD
9/8	vs. N.Y. Giants	S. Barkley	11	120	10.9	59	0
10/6	vs. Green Bay	A. Jones	19	107	5.6	18t	4

#### 300-YARD PASSERS

DATE	OPPONENT	PLAYER	REC.	YDS.	COMP.	LG	TD
9/8	vs. N.Y. Giants	E. Manning	44	306	30	43	1
10/13	at N.Y. Jets	S. Darnold	32	338	23	92t	2

## 100.0+ PASSER RATING

### COWBOYS

#### PASSING GAMES

DATE	OPPONENT	PLAYER	ATT	CMP	YDS	CMP%	YDS/ATT	YDS/CMP	TD	TD%	INT	INT%	LONG	SACK/LOST	RATING
9/8	vs. Giants	Dak Prescott	32	25	405	78.1	12.7	16.2	4	12.5	0	0.0	62	0/0	158.3
9/15	at Redskins	Dak Prescott	30	26	269	86.7	9.0	10.3	3	10.0	1	3.3	51t	1/8	123.5
10/20	vs. Eagles	Dak Prescott	27	21	239	77.8	8.9	11.4	1	3.7	1	3.7	44	3/26	100.5
11/4	at Giants	Dak Prescott	35	22	257	62.9	7.3	11.7	3	8.6	1	2.9	45t	0/0	101.7
11/10	vs. Vikings	Dak Prescott	46	28	397	60.9	8.6	14.2	3	6.5	1	2.2	26	1/4	101.4
11/17	at Lions	Dak Prescott	46	29	444	63.0	9.7	15.3	3	6.5	0	0.0	49	1/10	116.6
12/15	vs. Rams	Dak Prescott	23	15	212	65.2	9.2	14.1	2	8.7	0	0.0	59t	0/0	123.8

### 2019 OPPONENTS 100.0+ PASSER RATING

#### PASSING GAMES

DATE	OPPONENT	PLAYER	ATT	CMP	YDS	CMP%	YDS/ATT	YDS/CMP	TD	TD%	INT	INT%	LONG	SACK/LOST	RATING
9/15	at Redskins	Case Keenum	37	26	221	70.3	6.0	8.5	2	5.4	0	0.0	27	1/13	103.5
10/13	at Jets	Sam Darnold	32	23	338	71.9	10.6	14.7	2	6.3	1	3.1	92t	2/12	113.8
11/10	vs. Vikings	Kirk Cousins	32	23	220	71.9	6.9	9.6	2	6.3	0	0.0	30	1/9	111.5
11/17	at Lions	Jeff Driskel	26	15	209	57.7	8.0	13.9	2	7.7	0	0.0	39	3/18	109.3
11/28	vs. Bills	Josh Allen	24	19	231	79.2	9.6	12.2	1	4.2	0	0.0	29	4/27	120.7
12/5	at Bears	Mitchell Trubisky	31	23	244	74.2	7.9	10.6	3	9.7	1	3.2	33	2/13	115.5

\*Need minimum of 20 attempts to qualify



## WEEK 1

**New York Giants 17, Dallas Cowboys 35**  
 90,353 ★ AT&T Stadium ★ Sep 8, 2019



**New York Giants** ..... 7 0 3 7 — 17  
**Dallas Cowboys** ..... 7 14 14 0 — 35

### Scoring Drives

TEAM	QTR	TIME	SCORING PLAY	NYG	DAL
Giants	1	8:06	E. Engram 1 yd. pass from E. Manning (A. Rosas kick) (7:91, 4:07)	7	0
Cowboys	1	3:19	B. Jarwin 28 yd. pass from D. Prescott (B. Maher kick) (11:75, 4:47)	7	7
Cowboys	2	10:19	J. Witten 4 yd. pass from D. Prescott (B. Maher kick) (9:93, 4:59)	7	14
Cowboys	2	1:13	A. Cooper 21 yd. pass from D. Prescott (B. Maher kick) (13:83, 6:43)	7	21
Giants	3	10:59	A. Rosas 28 yd. Field Goal (11:75, 4:01)	10	21
Cowboys	3	9:48	R. Cobb 25 yd. pass from D. Prescott (B. Maher kick) (3:75, 1:11)	10	28
Cowboys	3	1:14	E. Elliott 10 yd. run (B. Maher kick) (7:89, 3:59)	10	35
Giants	4	2:49	W. Gallman Jr 2 yd. run (A. Rosas kick) (6:75, 2:25)	17	35

### Team Statistics

	Giants	Cowboys
First Downs	25	23
Total Net Yards	470	494
Rushes/Net Yards	17/151	30/89
Net Passing	319	405
Pass Attempts/Completions	48/33	32/25
Had Intercepted	0	0
Sacked/Yards Lost	1/4	0/0
Punts/Average	4/41.5	4/41.3
Penalties/Yards	8/70	6/47
Fumbles/Lost	3/2	0/0
Possession Time	27:42	32:18

### New York Giants

PASSING	ATT	COM	YDS	SK/YD	TD	LG	INT	RTG
Eli Manning	44	30	306	1/4	1	43	0	95.5
Daniel Jones	4	3	17	0/0	0	6	0	82.3
<b>TOTAL</b>	<b>48</b>	<b>33</b>	<b>323</b>	<b>1/4</b>	<b>1</b>	<b>43</b>	<b>0</b>	<b>94.4</b>

RUSHING	ATT	YDS	AVG	LG	TD
Saquon Barkley	11	120	10.9	59	0
Wayne Gallman Jr.	2	17	8.5	15	1
Eli Manning	1	6	6.0	6	0
Daniel Jones	1	5	5.0	5	0
EJ Penny	2	3	1.5	2	0
<b>TOTAL</b>	<b>17</b>	<b>151</b>	<b>8.9</b>	<b>59</b>	<b>1</b>

RECEIVING	NO	YDS	AVG	LG	TD
Evan Engram	11	116	10.5	22	1
Sterling Shepard	6	42	7.0	11	0
Bennie Fowler III	4	40	10.0	17	0
Saquon Barkley	4	19	4.8	9	0
Cody Latimer	3	74	24.7	43	0
Wayne Gallman Jr.	3	24	8.0	13	0
Rhett Ellison	1	8	8.0	8	0
<b>TOTAL</b>	<b>33</b>	<b>323</b>	<b>9.8</b>	<b>43</b>	<b>1</b>

### Dallas Cowboys

PASSING	ATT	COM	YDS	SK/YD	TD	LG	INT	RTG
Dak Prescott	32	25	405	0/0	4	62	0	158.3
<b>TOTAL</b>	<b>32</b>	<b>25</b>	<b>405</b>	<b>0/0</b>	<b>4</b>	<b>62</b>	<b>0</b>	<b>158.3</b>

RUSHING	ATT	YDS	AVG	LG	TD
Ezekiel Elliott	13	53	4.1	10t	1
Tony Pollard	13	24	1.8	6	0
Dak Prescott	4	12	3.0	8	0
<b>TOTAL</b>	<b>30</b>	<b>89</b>	<b>3.0</b>	<b>10</b>	<b>1</b>

RECEIVING	NO	YDS	AVG	LG	TD
Michael Gallup	7	158	22.6	62	0
Amaro Cooper	6	106	17.7	45	1
Randall Cobb	4	69	17.3	28t	1
Blake Jarwin	3	39	13.0	28t	1
Jason Witten	3	15	5.0	6	0
Ezekiel Elliott	1	10	10.0	10	0
Tavon Austin	1	8	8.0	8	0
<b>TOTAL</b>	<b>25</b>	<b>405</b>	<b>16.2</b>	<b>62</b>	<b>4</b>



## WEEK 2

**Dallas Cowboys 31, Washington Redskins 21**  
 75,128 ★ FedExField ★ Sep 15, 2019



**Dallas Cowboys** ..... 0 14 7 10 — 31  
**Washington Redskins** ..... 0 7 7 7 — 21

### Scoring Drives

TEAM	QTR	TIME	SCORING PLAY	DAL	WAS
Redskins	2	14:15	A. Peterson 1 yd. run (D. Hopkins kick) (10:38, 5:53)	0	7
Cowboys	2	6:10	D. Smith 51 yd. pass from D. Prescott (B. Maher kick) (7:97, 3:34)	7	7
Cowboys	2	:09	J. Witten 2 yd. pass from D. Prescott (B. Maher kick) (11:83, 4:23)	14	7
Cowboys	3	9:58	A. Cooper 10 yd. pass from D. Prescott (B. Maher kick) (9:75, 5:02)	21	7
Redskins	3	4:30	P. Richardson 9 yd. pass from C. Keenum (D. Hopkins kick) (11:75, 5:28)	21	14
Cowboys	4	13:51	B. Maher 25 yd. Field Goal (11:68, 5:39)	24	14
Cowboys	4	5:07	E. Elliott 2 yd. run (B. Maher kick) (10:54, 5:57)	31	14
Redskins	4	2:17	T. McLaurin 1 yd. pass from C. Keenum (D. Hopkins kick) (11:75, 2:50)	31	21

### Team Statistics

	Cowboys	Redskins
First Downs	25	19
Total Net Yards	474	255
Rushes/Net Yards	34/213	17/47
Net Passing	261	208
Pass Attempts/Completions	30/26	37/26
Had Intercepted	1	0
Sacked/Yards Lost	1/8	1/13
Punts/Average	2/50.5	4/49.5
Penalties/Yards	8/67	6/44
Fumbles/Lost	0/0	0/0
Possession Time	33:22	26:38

### Dallas Cowboys

PASSING	ATT	COM	YDS	SK/YD	TD	LG	INT	RTG
Dak Prescott	30	26	269	1/8	3	51	1	123.5
<b>TOTAL</b>	<b>30</b>	<b>26</b>	<b>269</b>	<b>1/8</b>	<b>3</b>	<b>51</b>	<b>1</b>	<b>123.5</b>

RUSHING	ATT	YDS	AVG	LG	TD
Ezekiel Elliott	23	111	4.8	27	1
Dak Prescott	4	22	5.5	10	0
Tony Pollard	2	11	5.5	7	0
Randall Cobb	1	5	5.0	5	0
<b>TOTAL</b>	<b>34</b>	<b>213</b>	<b>6.3</b>	<b>42</b>	<b>1</b>

RECEIVING	NO	YDS	AVG	LG	TD
Michael Gallup	6	68	11.3	16	0
Randall Cobb	4	24	6.0	9	0
Amaro Cooper	4	44	11.0	18	1
Jason Witten	4	25	6.3	18	0
Devin Smith	3	74	24.7	51t	1
Ezekiel Elliott	2	9	4.5	9	0
Blake Jarwin	1	22	22.0	22	0
Tony Pollard	1	3	3.0	3	0
<b>TOTAL</b>	<b>26</b>	<b>269</b>	<b>10.3</b>	<b>51</b>	<b>3</b>

### Washington Redskins

PASSING	ATT	COM	YDS	SK/YD	TD	LG	INT	RTG
Case Keenum	37	26	221	1/13	2	27	0	103.5
<b>TOTAL</b>	<b>37</b>	<b>26</b>	<b>221</b>	<b>1/13</b>	<b>2</b>	<b>27</b>	<b>0</b>	<b>103.5</b>

RUSHING	ATT	YDS	AVG	LG	TD
Adrian Peterson	10	25	2.5	10	1
Steven Sims Sr.	3	16	5.3	6	0
Wendell Smallwood	1	4	4.0	4	0
Chris Thompson	2	3	1.5	2	0
Case Keenum	1	-1	-1.0	-1	0
<b>TOTAL</b>	<b>17</b>	<b>47</b>	<b>2.8</b>	<b>10</b>	<b>1</b>

RECEIVING	NO	YDS	AVG	LG	TD
Chris Thompson	5	48	9.6	16	0
Terry McLaurin	5	62	12.4	27	1
Trey Quinn	4	36	9.0	12	0
Wendell Smallwood	3	16	5.3	9t	0
Vernon Davis	3	29	9.7	15	0
Adrian Peterson	2	7	3.5	5	0
Jeremy Sprinkle	2	9	4.5	6	0
Wendell Smallwood	1	11	11.0	11	0
Steven Sims Sr.	1	3	3.0	3	0
<b>TOTAL</b>	<b>26</b>	<b>221</b>	<b>8.5</b>	<b>27</b>	<b>2</b>



6

### WEEK 3

Miami Dolphins 6, Dallas Cowboys 31  
90,127 ★ AT&T Stadium ★ Sep 22, 2019



31

Miami Dolphins ..... 3 3 0 0 — 6  
Dallas Cowboys ..... 10 0 14 7 — 31

Scoring Drives						
TEAM	QTR	TIME	SCORING PLAY	MIA	DAL	
Cowboys	1	10:27	B.Maher 28 yd. Field Goal (8-53, 2:53)	0	3	
Cowboys	1	5:57	A.Cooper 5 yd. pass from D.Prescott (B.Maher kick) (9-54, 3:26)	0	10	
Dolphins	1	-5:3	J.Sanders 22 yd. Field Goal (10-72, 5:04)	3	10	
Dolphins	2	5:48	J.Sanders 35 yd. Field Goal (10-49, 4:45)	6	10	
Cowboys	3	12:28	A.Cooper 19 yd. pass from D.Prescott (B.Maher kick) (5-75, 2:32)	6	17	
Cowboys	3	3:30	D.Prescott 8 yd. run (B.Maher kick) (9-76, 5:28)	6	24	
Cowboys	4	3:45	T.Pollard 16 yd. run (B.Maher kick) (5-60, 1:42)	6	31	

Team Statistics		Dolphins	Cowboys
First Downs		17	28
Total Net Yards		283	476
Rushes/Net Yards		24/72	34/235
Net Passing		211	241
Pass Attempts/Completions		41/20	32/19
Had Intercepted		0	1
Sacked/Yards Lost		3/18	1/5
Punts/Average		5/43.8	3/44.3
Penalties/Yards		5/35	8/100
Fumbles/Lost		3/1	0/0
Possession Time		29:04	30:56

Miami Dolphins								
PASSING	ATT	COM	YDS	SK/YD	TD	LG	INT	RTG
Josh Rosen	39	18	200	3/18	0	40	0	61.9
Ryan Fitzpatrick	2	2	29	0/0	0	25	0	118.8
<b>TOTAL</b>	<b>41</b>	<b>20</b>	<b>229</b>	<b>3/18</b>	<b>0</b>	<b>40</b>	<b>0</b>	<b>66.0</b>

RUSHING	ATT	YDS	AVG	LG	TD
Kenyan Drake	12	38	3.2	8	0
Kalen Ballage	8	17	2.1	6	0
Josh Rosen	3	13	4.3	6	0
Jakeem Grant	1	4	4.0	4	0
<b>TOTAL</b>	<b>24</b>	<b>72</b>	<b>3.0</b>	<b>8</b>	<b>0</b>

RECEIVING	NO	YDS	AVG	LG	TD
Jakeem Grant	4	27	6.8	10	0
Preston Williams	4	68	17.0	25	0
DeVante Parker	3	56	18.7	40	0
Kenyan Drake	3	34	11.3	19	0
Mike Gesicki	3	9	3.0	5	0
Allen Hurns	1	6	6.0	6	0
Kalen Ballage	1	10	10.0	10	0
Nick O'Leary	1	19	19.0	19	0
<b>TOTAL</b>	<b>20</b>	<b>229</b>	<b>11.5</b>	<b>40</b>	<b>0</b>

Dallas Cowboys								
PASSING	ATT	COM	YDS	SK/YD	TD	LG	INT	RTG
Dak Prescott	32	19	246	1/5	2	37	1	91.4
<b>TOTAL</b>	<b>32</b>	<b>19</b>	<b>246</b>	<b>1/5</b>	<b>2</b>	<b>37</b>	<b>1</b>	<b>91.4</b>

RUSHING	ATT	YDS	AVG	LG	TD
Ezekiel Elliott	13	125	6.6	18	0
Tony Pollard	13	103	7.9	28	1
Dak Prescott	2	7	3.5	8	1
<b>TOTAL</b>	<b>34</b>	<b>235</b>	<b>6.9</b>	<b>28</b>	<b>2</b>

RECEIVING	NO	YDS	AVG	LG	TD
Amari Cooper	6	88	14.7	37	2
Jason Witten	3	54	18.0	33	0
Tony Pollard	3	39	13.0	33	0
Devin Smith	3	39	13.0	33	0
Ezekiel Elliott	3	14	4.7	12	0
Randall Cobb	2	23	11.5	20	0
Blake Jarwin	2	3	1.5	3	0
<b>TOTAL</b>	<b>19</b>	<b>246</b>	<b>12.9</b>	<b>37</b>	<b>2</b>



10

### WEEK 4

Dallas Cowboys 10, New Orleans Saints 12  
73,086 ★ Mercedes-Benz Superdome ★ Sep 29, 2019



12

Dallas Cowboys ..... 3 0 7 0 — 10  
New Orleans Saints ..... 0 9 0 3 — 12

Scoring Drives						
TEAM	QTR	TIME	SCORING PLAY	DAL	NO	
Cowboys	1	5:08	B.Maher 28 yd. Field Goal (9-44, 3:34)	3	0	
Saints	2	14:35	W.Lutz 40 yd. Field Goal (9-52, 5:13)	3	3	
Saints	2	8:42	W.Lutz 42 yd. Field Goal (7-27, 4:45)	3	6	
Saints	2	:00	W.Lutz 19 yd. Field Goal (8-43, 1:30)	3	9	
Cowboys	3	7:47	E.Elliott 1 yd. run (B.Maher kick) (11-84, 5:44)	10	9	
Saints	4	13:41	W.Lutz 26 yd. Field Goal (15-67, 9:06)	10	12	

Team Statistics		Cowboys	Saints
First Downs		15	18
Total Net Yards		257	266
Rushes/Net Yards		20/45	27/117
Net Passing		212	149
Pass Attempts/Completions		33/22	30/23
Had Intercepted		1	1
Sacked/Yards Lost		1/11	5/44
Punts/Average		4/45.3	4/43.5
Penalties/Yards		6/64	9/80
Fumbles/Lost		2/2	0/0
Possession Time		23:56	36:04

Dallas Cowboys								
PASSING	ATT	COM	YDS	SK/YD	TD	LG	INT	RTG
Dak Prescott	33	22	223	1/11	0	35	1	73.2
<b>TOTAL</b>	<b>33</b>	<b>22</b>	<b>223</b>	<b>1/11</b>	<b>0</b>	<b>35</b>	<b>1</b>	<b>73.2</b>

RUSHING	ATT	YDS	AVG	LG	TD
Ezekiel Elliott	18	35	1.9	7	1
Dak Prescott	1	5	5.0	3	0
Tavon Austin	1	3	3.0	3	0
<b>TOTAL</b>	<b>20</b>	<b>45</b>	<b>2.3</b>	<b>7</b>	<b>1</b>

RECEIVING	NO	YDS	AVG	LG	TD
Ezekiel Elliott	6	30	5.0	9	0
Amari Cooper	5	48	9.6	14	0
Jason Witten	4	50	12.5	16	0
Blake Jarwin	3	49	16.3	35	0
Randall Cobb	3	41	13.7	32	0
Tavon Austin	1	5	5.0	5	0
<b>TOTAL</b>	<b>22</b>	<b>223</b>	<b>10.1</b>	<b>35</b>	<b>0</b>

New Orleans Saints								
PASSING	ATT	COM	YDS	SK/YD	TD	LG	INT	RTG
Teddy Bridgewater	30	23	193	5/44	0	20	1	78.9
<b>TOTAL</b>	<b>30</b>	<b>23</b>	<b>193</b>	<b>5/44</b>	<b>0</b>	<b>20</b>	<b>1</b>	<b>78.9</b>

RUSHING	ATT	YDS	AVG	LG	TD
Alvin Kamara	17	69	4.1	13	0
Taysom Hill	2	16	8.0	15	0
Latavius Murray	4	14	3.5	9	0
Deonte Harris	1	10	10.0	10	0
Teddy Bridgewater	3	8	2.7	5	0
<b>TOTAL</b>	<b>27</b>	<b>117</b>	<b>4.3</b>	<b>18</b>	<b>0</b>

RECEIVING	NO	YDS	AVG	LG	TD
Michael Thomas	9	95	10.6	28	0
Alvin Kamara	3	20	6.7	8	0
Jared Cook	3	21	7.0	20	0
Josh Hill	3	29	9.7	20	0
Ted Ginn Jr.	3	19	6.3	8	0
Latavius Murray	1	6	6.0	6	0
Zach Line	1	3	3.0	3	0
<b>TOTAL</b>	<b>23</b>	<b>193</b>	<b>8.4</b>	<b>20</b>	<b>0</b>



## WEEK 5

Green Bay Packers 34, Dallas Cowboys 24  
93,024 ★ AT&T Stadium ★ Oct 6, 2019



Green Bay Packers ..... 14 3 14 3 — 34  
Dallas Cowboys ..... 0 0 10 14 — 24

### Scoring Drives

TEAM	QTR	TIME	SCORING PLAY	GB	DAL
Packers	1	8:57	A.Jones 18 yd. run (M.Crosby kick) (5:47, 1:29)	7	0
Packers	1	:03	A.Jones 3 yd. run (M.Crosby kick) (9:89, 5:20)	14	0
Packers	2	2:19	M.Crosby 20 yd. Field Goal (12:79, 6:03)	17	0
Packers	3	9:33	A.Jones 5 yd. run (M.Crosby kick) (7:58, 3:53)	24	0
Cowboys	3	5:54	B.Maher 36 yd. Field Goal (11:57, 3:39)	24	3
Packers	3	3:30	A.Jones 1 yd. run (M.Crosby kick) (4:79, 2:24)	31	3
Cowboys	3	2:00	M.Gallup 40 yd. pass from D.Prescott (B.Maher kick) (6:75, 1:30)	31	10
Cowboys	4	13:52	E.Elliott 2 yd. run (B.Maher kick) (5:70, 1:27)	31	17
Packers	4	8:07	M.Crosby 36 yd. Field Goal (4:9, 2:14)	34	17
Cowboys	4	7:46	A.Cooper 63 yd. pass from D.Prescott (B.Maher kick) (2:75, 0:21)	34	24

### Team Statistics

	Packers	Cowboys
First Downs	24	32
Total Net Yards	335	563
Rushes/Net Yards	29/120	21/122
Net Passing	215	441
Pass Attempts/Completions	34/22	44/27
Had Intercepted	0	3
Sacked/Yards Lost	2/23	3/22
Punts/Average	6/49.5	3/33.3
Penalties/Yards	9/78	11/124
Fumbles/Lost	0/0	1/0
Possession Time	36:43	23:17

### Green Bay Packers

PASSING	ATT	COM	YDS	SK/YD	TD	LG	INT	RTG
Aaron Rodgers	34	22	238	2/23	0	23	0	85.2
<b>TOTAL</b>	<b>34</b>	<b>22</b>	<b>238</b>	<b>2/23</b>	<b>0</b>	<b>23</b>	<b>0</b>	<b>85.2</b>

RUSHING	ATT	YDS	AVG	LG	TD
Aaron Jones	19	107	5.6	18	4
Tra Carson	6	14	2.3	7	0
Aaron Rodgers	4	-1	-0.3	3	0
<b>TOTAL</b>	<b>29</b>	<b>120</b>	<b>4.1</b>	<b>18</b>	<b>4</b>

RECEIVING	NO	YDS	AVG	LG	TD
Aaron Jones	7	75	10.7	22	0
Tra Carson	4	18	4.5	8	0
Jimmy Graham	3	41	13.7	23	0
Gerónimo Allison	5	28	5.6	14	0
Mercedes Lewis	5	17	3.4	15	0
Danny Vitale	1	9	9.0	9	0
Jake Kumerow	1	18	18.0	18	0
Marquez Valdes-Scantling	1	18	18.0	18	0
Robert Tonyan	1	23	23.0	23	0
<b>TOTAL</b>	<b>22</b>	<b>238</b>	<b>10.8</b>	<b>23</b>	<b>0</b>

### Dallas Cowboys

PASSING	ATT	COM	YDS	SK/YD	TD	LG	INT	RTG
Dak Prescott	44	27	463	3/22	2	53	3	83.8
<b>TOTAL</b>	<b>44</b>	<b>27</b>	<b>463</b>	<b>3/22</b>	<b>2</b>	<b>53</b>	<b>3</b>	<b>83.8</b>

RUSHING	ATT	YDS	AVG	LG	TD
Ezekiel Elliott	12	62	5.2	14	1
Dak Prescott	4	27	6.8	14	0
Tony Pollard	4	19	4.8	7	0
Tavon Austin	1	14	14.0	14	0
<b>TOTAL</b>	<b>21</b>	<b>122</b>	<b>5.8</b>	<b>14</b>	<b>1</b>

RECEIVING	NO	YDS	AVG	LG	TD
Amari Cooper	11	226	20.5	53	1
Michael Gallup	7	113	16.1	40	1
Jason Witten	3	29	9.7	15	0
Randall Cobb	3	59	19.7	25	0
Ezekiel Elliott	3	29	9.7	27	0
Tavon Austin	1	13	13.0	13	0
<b>TOTAL</b>	<b>27</b>	<b>463</b>	<b>17.1</b>	<b>53</b>	<b>2</b>



## WEEK 6

Dallas Cowboys 22, New York Jets 24  
78,523 ★ MetLife ★ Oct 13, 2019



Dallas Cowboys ..... 0 6 3 13 — 22  
New York Jets ..... 7 14 0 3 — 24

### Scoring Drives

TEAM	QTR	TIME	SCORING PLAY	DAL	NYJ
Jets	1	3:24	L.Bell 2 yd. run (S.Ficken kick) (14:83, 7:54)	0	7
Cowboys	2	14:56	B.Maher 50 yd. Field Goal (8:43, 3:28)	3	7
Jets	2	3:34	Ro.Anderson 92 yd. pass from S.Darnold (S.Ficken kick) (1:92, 0:12)	3	14
Jets	2	:27	R.Griffin 5 yd. pass from S.Darnold (S.Ficken kick) (6:65, 1:33)	3	21
Cowboys	2	:05	B.Maher 62 yd. Field Goal (5:31, 0:27)	6	21
Cowboys	3	7:50	B.Maher 32 yd. Field Goal (1:41, 7:10)	9	21
Cowboys	4	6:30	E.Elliott 5 yd. run (B.Maher kick) (11:84, 4:51)	16	21
Jets	4	3:24	S.Ficken 38 yd. Field Goal (7:57, 3:06)	16	24
Cowboys	4	:43	D.Prescott 4 yd. run (pass failed) (10:75, 2:41)	22	24

### Team Statistics

	Cowboys	Jets
First Downs	26	20
Total Net Yards	399	382
Rushes/Net Yards	34/129	20/56
Net Passing	270	326
Pass Attempts/Completions	40/28	32/23
Had Intercepted	0	1
Sacked/Yards Lost	1/8	2/12
Punts/Average	3/45.7	4/45.3
Penalties/Yards	9/68	8/105
Fumbles/Lost	0/0	0/0
Possession Time	32:03	27:57

### Dallas Cowboys

PASSING	ATT	COM	YDS	SK/YD	TD	LG	INT	RTG
Dak Prescott	40	28	278	1/8	0	23	0	89.4
<b>TOTAL</b>	<b>40</b>	<b>28</b>	<b>278</b>	<b>1/8</b>	<b>0</b>	<b>23</b>	<b>0</b>	<b>89.4</b>

RUSHING	ATT	YDS	AVG	LG	TD
Ezekiel Elliott	28	105	3.8	13	1
Tony Pollard	3	13	4.3	11	0
Dak Prescott	3	11	3.7	8	0
<b>TOTAL</b>	<b>34</b>	<b>129</b>	<b>3.8</b>	<b>13</b>	<b>2</b>

RECEIVING	NO	YDS	AVG	LG	TD
Cedrick Wilson	5	46	9.2	14	0
Ezekiel Elliott	5	48	9.6	16	0
Jason Witten	5	57	11.4	20	0
Tavon Austin	4	64	16.0	23	0
Michael Gallup	4	48	12.0	17	0
Blake Jarwin	2	6	3.0	5	0
Amari Cooper	1	3	3.0	3	0
Dalton Schultz	1	3	3.0	3	0
<b>TOTAL</b>	<b>28</b>	<b>278</b>	<b>9.9</b>	<b>23</b>	<b>0</b>

### New York Jets

PASSING	ATT	COM	YDS	SK/YD	TD	LG	INT	RTG
Sam Darnold	32	23	338	2/12	2	92	1	113.8
<b>TOTAL</b>	<b>32</b>	<b>23</b>	<b>338</b>	<b>2/12</b>	<b>2</b>	<b>92</b>	<b>1</b>	<b>113.8</b>

RUSHING	ATT	YDS	AVG	LG	TD
Le'Veon Bell	14	56	4.0	13	1
Blair Powell	1	0	0.0	0	0
Sam Darnold	5	1	0.2	3	0
<b>TOTAL</b>	<b>20</b>	<b>56</b>	<b>2.8</b>	<b>13</b>	<b>1</b>

RECEIVING	NO	YDS	AVG	LG	TD
Jamison Crowder	6	98	16.3	30	0
Robby Anderson	5	125	25.0	92	1
Demaryius Thomas	4	62	15.5	33	0
Ryan Griffin	3	28	9.3	10	0
Iy Montgomery	3	17	5.7	10	0
Le'Veon Bell	1	3	3.0	3	0
Vyncint Smith	1	5	5.0	5	0
<b>TOTAL</b>	<b>23</b>	<b>338</b>	<b>14.7</b>	<b>92</b>	<b>2</b>



**WEEK 7**  
**Philadelphia Eagles 10, Dallas Cowboys 37**  
 91,213 ★ AT&T Stadium ★ Oct 20, 2019



**Philadelphia Eagles** ..... 7 0 3 0 — 10  
**Dallas Cowboys** ..... 14 13 0 10 — 37

Scoring Drives				PHI	DAL
TEAM	QTR	TIME	SCORING PLAY		
Cowboys	1	10:08	T.Austin 20 yd. run (B.Maher kick) (6:45, 3:02)	0	7
Cowboys	1	8:56	E.Elliott 1 yd. run (B.Maher kick) (2:14, 0:18)	0	14
Eagles	1	4:38	D.Goedert 28 yd. pass from C.Wentz (J.Elliott kick) (7:87, 4:18)	7	14
Cowboys	2	6:40	B.Jarwin 1 yd. pass from D.Prescott (B.Maher kick) (12:71, 6:52)	7	21
Cowboys	2	1:31	B.Maher 26 yd. Field Goal (8:72, 1:16)	7	24
Cowboys	2	:00	B.Maher 63 yd. Field Goal (5:25, 0:22)	7	27
Eagles	3	4:59	J.Elliott 38 yd. Field Goal (12:66, 5:51)	10	27
Cowboys	4	12:36	B.Maher 29 yd. Field Goal (13:64, 7:23)	10	30
Cowboys	4	9:33	D.Prescott 8 yd. run (B.Maher kick) (3:16, 1:21)	10	37

Team Statistics		Eagles	Cowboys
First Downs		16	23
Total Net Yards		283	402
Rushes/Net Yards		28/115	36/189
Net Passing		168	213
Pass Attempts/Completions		26/16	27/21
Had Intercepted		1	1
Sacked/Yards Lost		3/23	3/26
Punts/Average		3/50.7	3/42.3
Penalties/Yards		5/40	6/65
Fumbles/Lost		4/3	1/0
Possession Time		27:38	32:22

Philadelphia Eagles								
PASSING	ATT	COM	YDS	SK/YD	TD	LG	INT	RTG
Carson Wentz	26	16	191	3/23	1	30	1	80.8
<b>TOTAL</b>	<b>26</b>	<b>16</b>	<b>191</b>	<b>3/23</b>	<b>1</b>	<b>30</b>	<b>1</b>	<b>80.8</b>

RUSHING	ATT	YDS	AVG	LG	TD
Jordan Howard	11	50	4.5	16	0
Boston Scott	7	32	4.6	14	0
Miles Sanders	6	21	3.5	7	0
Carson Wentz	4	12	3.0	6	0
<b>TOTAL</b>	<b>28</b>	<b>115</b>	<b>4.1</b>	<b>16</b>	<b>0</b>

RECEIVING	NO	YDS	AVG	LG	TD
Dallas Goedert	4	69	17.3	28	1
Miles Sanders	3	11	3.7	5	0
Alshon Jeffery	2	38	19.0	30	0
Jordan Howard	2	6	3.0	8	0
Nelson Agholor	2	24	12.0	18	0
Zach Ertz	2	38	19.0	24	0
Boston Scott	1	5	5.0	5	0
<b>TOTAL</b>	<b>16</b>	<b>191</b>	<b>11.9</b>	<b>30</b>	<b>1</b>

Dallas Cowboys								
PASSING	ATT	COM	YDS	SK/YD	TD	LG	INT	RTG
Dak Prescott	27	21	239	3/26	1	44	1	100.5
<b>TOTAL</b>	<b>27</b>	<b>21</b>	<b>239</b>	<b>3/26</b>	<b>1</b>	<b>44</b>	<b>1</b>	<b>100.5</b>

RUSHING	ATT	YDS	AVG	LG	TD
Ezekiel Elliott	22	111	5.0	16	1
Dak Prescott	9	30	3.3	8	0
Tony Pollard	6	28	4.7	11	0
Tavon Austin	1	20	20.0	20	1
<b>TOTAL</b>	<b>36</b>	<b>189</b>	<b>5.3</b>	<b>20</b>	<b>3</b>

RECEIVING	NO	YDS	AVG	LG	TD
Ezekiel Elliott	6	36	6.0	9	0
Amari Cooper	5	106	21.2	44	0
Jason Witten	4	33	8.3	10	0
Michael Gallup	3	34	11.3	14	0
Randall Cobb	1	29	29.0	15	0
Blake Jarwin	1	1	1.0	1	0
<b>TOTAL</b>	<b>21</b>	<b>239</b>	<b>11.4</b>	<b>44</b>	<b>1</b>



**WEEK 9**  
**Dallas Cowboys 37, New York Giants 18**  
 76,107 ★ MetLife Stadium ★ Nov 4, 2019



**Dallas Cowboys** ..... 3 10 3 21 — 37  
**New York Giants** ..... 3 9 3 3 — 18

Scoring Drives				DAL	NYG
TEAM	QTR	TIME	SCORING PLAY		
Giants	1	13:23	A.Rosas 21 yd. Field Goal (4:5, 1:26)	0	3
Cowboys	1	8:19	B.Maher 35 yd. Field Goal (11:58, 5:04)	3	3
Giants	2	11:55	C.Latimer 1 yd. pass from D.Jones (kick failed, hru) (10:56, 5:14)	3	9
Giants	2	2:50	A.Rosas 25 yd. Field Goal (12:73, 6:26)	3	12
Cowboys	2	:52	B.Jarwin 42 yd. pass from D.Prescott (B.Maher kick) (6:75, 1:58)	10	12
Cowboys	2	:00	B.Maher 52 yd. Field Goal (4:5, 0:29)	13	12
Cowboys	3	4:43	B.Maher 28 yd. Field Goal (7:39, 2:50)	16	12
Giants	3	:27	A.Rosas 26 yd. Field Goal (8:44, 4:16)	16	15
Cowboys	4	12:40	M.Gallup 15 yd. pass from D.Prescott (B.Maher kick) (9:75, 2:47)	23	15
Giants	4	11:50	A.Rosas 29 yd. Field Goal (5:65, 0:50)	23	18
Cowboys	4	7:56	A.Cooper 45 yd. pass from D.Prescott (B.Maher kick) (8:89, 3:54)	30	18
Cowboys	4	:22	J.Lewis 63 yd. fumble return (B.Maher kick)	37	18

Team Statistics		Cowboys	Giants
First Downs		24	20
Total Net Yards		429	271
Rushes/Net Yards		30/172	22/100
Net Passing		257	171
Pass Attempts/Completions		35/22	41/26
Had Intercepted		1	1
Sacked/Yards Lost		0/0	5/39
Punts/Average		2/40.0	3/47.3
Penalties/Yards		10/104	8/71
Fumbles/Lost		2/1	2/2
Possession Time		28:04	31:56

Dallas Cowboys								
PASSING	ATT	COM	YDS	SK/YD	TD	LG	INT	RTG
Dak Prescott	35	22	257	0/0	3	45	1	101.7
<b>TOTAL</b>	<b>35</b>	<b>22</b>	<b>257</b>	<b>0/0</b>	<b>3</b>	<b>45</b>	<b>1</b>	<b>101.7</b>

RUSHING	ATT	YDS	AVG	LG	TD
Ezekiel Elliott	23	139	6.0	19	0
Tony Pollard	3	12	4.0	10	0
Dak Prescott	1	0	0.0	0	0
Randall Cobb	1	0	0.0	0	0
<b>TOTAL</b>	<b>30</b>	<b>172</b>	<b>5.7</b>	<b>19</b>	<b>0</b>

RECEIVING	NO	YDS	AVG	LG	TD
Jason Witten	8	58	7.3	12	0
Randall Cobb	6	35	5.8	10	0
Amari Cooper	4	80	20.0	45	1
Michael Gallup	1	33	33.0	18	1
Blake Jarwin	1	9	9.0	9	0
Tony Pollard	1	1	1.0	1	0
<b>TOTAL</b>	<b>22</b>	<b>257</b>	<b>11.7</b>	<b>45</b>	<b>3</b>

New York Giants								
PASSING	ATT	COM	YDS	SK/YD	TD	LG	INT	RTG
Daniel Jones	41	26	210	5/39	1	65	1	74.2
<b>TOTAL</b>	<b>41</b>	<b>26</b>	<b>210</b>	<b>5/39</b>	<b>1</b>	<b>65</b>	<b>1</b>	<b>74.2</b>

RUSHING	ATT	YDS	AVG	LG	TD
Daniel Jones	6	54	9.0	16	0
Saquon Barkley	14	28	2.0	16	0
Golden Tate	1	16	16.0	16	0
Evan Engram	1	2	2.0	2	0
<b>TOTAL</b>	<b>22</b>	<b>100</b>	<b>4.5</b>	<b>16</b>	<b>0</b>

RECEIVING	NO	YDS	AVG	LG	TD
Evan Engram	6	48	8.0	15	0
Golden Tate	6	42	7.0	17	0
Saquon Barkley	6	67	11.2	65	0
Benne Fowler III	1	22	22.0	11	0
Cody Latimer	3	8	2.7	7	0
Rhett Ellison	2	17	8.5	9	0
Darius Slayton	1	6	6.0	6	0
<b>TOTAL</b>	<b>26</b>	<b>210</b>	<b>8.1</b>	<b>65</b>	<b>1</b>



## WEEK 10

Minnesota Vikings 28, Dallas Cowboys 24  
91,188 ★ AT&T Stadium ★ Nov 10, 2019



Minnesota Vikings	14	3	11	0	—	28
Dallas Cowboys	0	14	7	3	—	24

### Scoring Drives

TEAM	QTR	TIME	SCORING PLAY	MIN	DAL
Vikings	1	9:25	K.Rudolph 1 yd. pass from K.Cousins (D.Bailey kick) (5:53, 2:38)	7	0
Vikings	1	:32	K.Rudolph 1 yd. pass from K.Cousins (D.Bailey kick) (1:30, 6:19)	14	0
Cowboys	2	8:08	M.Gallup 23 yd. pass from D.Prescott (B.Maher kick) (5:48, 2:32)	14	7
Cowboys	2	1:54	R.Cobb 22 yd. pass from D.Prescott (B.Maher kick) (11:83, 4:39)	14	14
Vikings	2	:02	D.Bailey 26 yd. Field Goal (9:67, 1:54)	17	14
Vikings	3	9:38	D.Bailey 27 yd. Field Goal (12:66, 5:22)	20	14
Cowboys	3	7:01	A.Cooper 12 yd. pass from D.Prescott (B.Maher kick) (7:75, 2:37)	20	21
Vikings	3	:00	D.Cook 2 yd. run (K.Cousins-K.Rudolph pass) (13:75, 6:59)	26	21
Cowboys	4	10:00	B.Maher 23 yd. Field Goal (13:70, 5:02)	28	24

### Team Statistics

	Vikings	Cowboys
First Downs	27	24
Total Net Yards	364	443
Rushes/Net Yards	36/153	22/50
Net Passing	211	393
Pass Attempts/Completions	32/23	47/28
Had Intercepted	0	1
Sacked/Yards Lost	1/9	1/4
Punts/Average	4/42.5	2/36.0
Penalties/Yards	5/35	5/39
Fumbles/Lost	0/0	0/0
Possession Time	33:27	26:33

### Minnesota Vikings

PASSING	ATT	COM	YDS	SK/YD	TD	LG	INT	RTG
Kirk Cousins	32	23	220	1/9	2	30	0	111.5
<b>TOTAL</b>	<b>32</b>	<b>23</b>	<b>220</b>	<b>1/9</b>	<b>2</b>	<b>30</b>	<b>0</b>	<b>111.5</b>

RUSHING	ATT	YDS	AVG	LG	TD
Dalvin Cook	26	97	3.7	23	1
Alexander Mattison	8	52	6.5	16	0
Kirk Cousins	1	5	5.0	5	0
C.J. Ham	1	-1	-1.0	-1	0
<b>TOTAL</b>	<b>36</b>	<b>153</b>	<b>4.3</b>	<b>23</b>	<b>1</b>

RECEIVING	NO	YDS	AVG	LG	TD
Dalvin Cook	7	86	12.3	30	0
Irv Smith Jr.	5	34	6.8	9	0
Kyle Rudolph	4	14	3.5	7	2
Stefon Diggs	2	49	24.5	27	0
Bisi Johnson	2	25	12.5	15	0
Alexander Mattison	1	2	2.0	2	0
Laguon Treadwell	1	10	10.0	10	0
<b>TOTAL</b>	<b>23</b>	<b>220</b>	<b>9.6</b>	<b>30</b>	<b>2</b>

### Dallas Cowboys

PASSING	ATT	COM	YDS	SK/YD	TD	LG	INT	RTG
Dak Prescott	46	28	397	1/4	3	26	1	101.4
Randall Cobb	1	0	0	0/0	0	0	0	39.6
<b>TOTAL</b>	<b>47</b>	<b>28</b>	<b>397</b>	<b>1/4</b>	<b>3</b>	<b>26</b>	<b>1</b>	<b>99.3</b>

RUSHING	ATT	YDS	AVG	LG	TD
Ezekiel Elliott	20	47	2.4	6	0
Favon Austin	1	7	7.0	7	0
Tony Pollard	1	-4	-4.0	-4	0
<b>TOTAL</b>	<b>22</b>	<b>50</b>	<b>2.3</b>	<b>7</b>	<b>0</b>

RECEIVING	NO	YDS	AVG	LG	TD
Amari Cooper	11	147	13.4	20	1
Randall Cobb	6	106	17.7	24	1
Michael Gallup	4	76	19.0	25	0
Blake Jarwin	2	35	17.5	26	0
Ezekiel Elliott	2	16	8.0	12	0
Jason Witten	2	17	8.5	9	0
<b>TOTAL</b>	<b>28</b>	<b>397</b>	<b>14.2</b>	<b>26</b>	<b>3</b>



## WEEK 11

Dallas Cowboys 35, Detroit Lions 27  
61,801 ★ Ford Field ★ Nov 17, 2019



Dallas Cowboys	3	21	3	8	—	35
Detroit Lions	7	7	7	6	—	27

### Scoring Drives

TEAM	QTR	TIME	SCORING PLAY	DAL	DET
Lions	1	12:33	B.Scarbrough 5 yd. run (M.Prater kick) (5:28, 2:16)	0	7
Cowboys	1	2:18	B.Maher 30 yd. Field Goal (14:74, 7:31)	3	7
Cowboys	2	14:10	T.Pollard 21 yd. pass from D.Prescott (B.Maher kick) (7:70, 2:11)	10	7
Lions	2	7:46	J.Driskel 2 yd. run (M.Prater kick) (6:45, 3:17)	10	14
Cowboys	2	4:37	E.Elliott 1 yd. run (B.Maher kick) (7:75, 3:09)	17	14
Cowboys	2	:27	R.Cobb 19 yd. pass from D.Prescott (B.Maher kick) (4:83, 1:21)	24	14
Lions	3	9:15	M.Jones 11 yd. pass from J.Driskel (M.Prater kick) (10:75, 5:45)	24	21
Cowboys	3	5:00	B.Maher 34 yd. Field Goal (10:59, 4:15)	27	21
Cowboys	4	7:56	E.Elliott 17 yd. pass from D.Prescott (T.Pollard run) (11:84, 5:41)	33	21
Lions	4	5:49	M.Jones 25 yd. pass from J.Driskel (pass failed) (5:75, 2:07)	35	27

### Team Statistics

	Cowboys	Lions
First Downs	26	19
Total Net Yards	509	312
Rushes/Net Yards	24/75	28/121
Net Passing	434	191
Pass Attempts/Completions	46/29	26/15
Had Intercepted	0	0
Sacked/Yards Lost	1/10	3/18
Punts/Average	3/41.3	6/44.8
Penalties/Yards	6/45	11/89
Fumbles/Lost	1/1	0/0
Possession Time	30:54	29:06

### Dallas Cowboys

PASSING	ATT	COM	YDS	SK/YD	TD	LG	INT	RTG
Dak Prescott	46	29	444	1/10	3	49	0	116.6
<b>TOTAL</b>	<b>46</b>	<b>29</b>	<b>444</b>	<b>1/10</b>	<b>3</b>	<b>49</b>	<b>0</b>	<b>116.6</b>

RUSHING	ATT	YDS	AVG	LG	TD
Ezekiel Elliott	16	45	2.8	8	1
Dak Prescott	7	18	2.6	7	0
Tony Pollard	2	12	6.0	7	0
<b>TOTAL</b>	<b>24</b>	<b>75</b>	<b>3.1</b>	<b>9</b>	<b>1</b>

RECEIVING	NO	YDS	AVG	LG	TD
Michael Gallup	9	148	16.4	41	0
Jason Witten	5	33	6.6	11	0
Randall Cobb	4	115	28.8	49	1
Tony Pollard	4	44	11.0	21	1
Amari Cooper	3	38	12.7	16	0
Blake Jarwin	2	38	19.0	23	0
Ezekiel Elliott	2	28	14.0	17	1
<b>TOTAL</b>	<b>29</b>	<b>444</b>	<b>15.3</b>	<b>49</b>	<b>3</b>

### Detroit Lions

PASSING	ATT	COM	YDS	SK/YD	TD	LG	INT	RTG
Jeff Driskel	26	15	209	3/18	2	39	0	109.3
<b>TOTAL</b>	<b>26</b>	<b>15</b>	<b>209</b>	<b>3/18</b>	<b>2</b>	<b>39</b>	<b>0</b>	<b>109.3</b>

RUSHING	ATT	YDS	AVG	LG	TD
Bo Scarbrough	14	55	3.9	23	1
Jeff Driskel	8	31	3.9	9	0
J.D. McKissic	3	13	4.3	6	0
Ty Johnson	2	6	3.0	5	0
Marvin Jones Jr.	1	-4	-4.0	-4	0
<b>TOTAL</b>	<b>28</b>	<b>121</b>	<b>4.3</b>	<b>23</b>	<b>2</b>

RECEIVING	NO	YDS	AVG	LG	TD
Danny Amendola	4	47	11.8	21	0
Marvin Jones Jr.	4	43	10.8	25	2
J.D. McKissic	3	40	13.3	22	0
Kenny Golladay	1	34	34.0	34	0
Marvin Hall	1	39	39.0	39	0
T.J. Hockenson	1	6	6.0	6	0
Ty Johnson	1	0	0.0	0	0
<b>TOTAL</b>	<b>15</b>	<b>209</b>	<b>13.9</b>	<b>39</b>	<b>2</b>



## WEEK 12

Dallas Cowboys 9, New England Patriots 13  
65,878 ★ Gillette Stadium ★ Nov 24, 2019



Dallas Cowboys ..... 0 6 0 3 — 9  
New England Patriots ..... 7 3 0 3 — 13

### Scoring Drives

TEAM	QTR	TIME	SCORING PLAY	DAL	NE
Patriots	1	:45	N.Harry 10 yd. pass from T.Brady (N.Folk kick) (2:12, 0:43)	0	7
Patriots	2	12:46	N.Folk 44 yd. Field Goal (4:3, 1:31)	0	10
Cowboys	2	8:36	B.Maher 46 yd. Field Goal (9:42, 4:10)	3	10
Cowboys	2	2:28	B.Maher 27 yd. Field Goal (9:55, 4:18)	6	10
Patriots	4	9:32	N.Folk 42 yd. Field Goal (12:38, 6:02)	6	13
Cowboys	4	6:04	B.Maher 29 yd. Field Goal (8:78, 3:28)	9	13

### Team Statistics

	Cowboys	Patriots
First Downs	16	17
Total Net Yards	321	282
Rushes/Net Yards	26/109	27/101
Net Passing	212	181
Pass Attempts/Completions	33/19	37/17
Had Intercepted	1	0
Sacked/Yards Lost	0/0	2/9
Punts/Average	5/32.0	6/43.8
Penalties/Yards	7/50	6/56
Fumbles/Lost	2/0	1/0
Possession Time	30:22	29:38

### Dallas Cowboys

PASSING	ATT	COM	YDS	SK/YD	TD	LG	INT	RTG
Dak Prescott	33	19	212	0/0	0	59	1	64.2
<b>TOTAL</b>	<b>33</b>	<b>19</b>	<b>212</b>	<b>0/0</b>	<b>0</b>	<b>59</b>	<b>1</b>	<b>64.2</b>

RUSHING	ATT	YDS	AVG	LG	TD
Ezekiel Elliott	21	86	4.1	12	0
Tony Pollard	4	19	4.8	8	0
Dak Prescott	1	4	4.0	4	0
<b>TOTAL</b>	<b>26</b>	<b>109</b>	<b>4.2</b>	<b>12</b>	<b>0</b>

RECEIVING	NO	YDS	AVG	LG	TD
Ezekiel Elliott	4	40	10.0	19	0
Michael Gallup	4	55	13.8	22	0
Randall Cobb	4	86	21.5	55	0
Blake Jarwin	3	17	5.7	8	0
Tony Pollard	3	9	3.0	8	0
Jason Witten	1	5	5.0	5	0
<b>TOTAL</b>	<b>19</b>	<b>212</b>	<b>11.2</b>	<b>59</b>	<b>0</b>

### New England Patriots

PASSING	ATT	COM	YDS	SK/YD	TD	LG	INT	RTG
Tom Brady	37	17	190	2/9	1	32	0	70.8
<b>TOTAL</b>	<b>37</b>	<b>17</b>	<b>190</b>	<b>2/9</b>	<b>1</b>	<b>32</b>	<b>0</b>	<b>70.8</b>

RUSHING	ATT	YDS	AVG	LG	TD
Sony Michel	20	85	4.3	17	0
Brandon Bolden	7	11	1.6	3	0
James White	2	5	2.5	3	0
Rex Burkhead	2	3	1.5	4	0
Tom Brady	2	-3	-1.5	-1	0
<b>TOTAL</b>	<b>27</b>	<b>101</b>	<b>3.7</b>	<b>17</b>	<b>0</b>

RECEIVING	NO	YDS	AVG	LG	TD
Julian Edelman	8	93	11.6	23	0
Jakobi Meyers	4	74	18.5	32	0
Rex Burkhead	2	14	7.0	8	0
James White	1	-6	-6.0	-6	0
Matt LaCosse	1	5	5.0	5	0
N'Keal Harry	1	10	10.0	10	1
<b>TOTAL</b>	<b>17</b>	<b>190</b>	<b>11.2</b>	<b>32</b>	<b>1</b>



## WEEK 13

Buffalo Bills 26, Dallas Cowboys 15  
90,445 ★ AT&T Stadium ★ Nov 28, 2019



Buffalo Bills ..... 0 13 10 3 — 26  
Dallas Cowboys ..... 7 0 0 8 — 15

### Scoring Drives

TEAM	QTR	TIME	SCORING PLAY	BUF	DAL
Cowboys	1	10:34	J.Witten 8 yd. pass from D.Prescott (B.Maher kick) (9:75, 4:26)	0	7
Bills	2	8:01	C.Beasley 25 yd. pass from J.Allen (S.Hauschka kick) (8:85, 3:46)	7	7
Bills	2	1:52	D.Singletary 28 yd. pass from J.Brown (kick failed, wr) (5:39, 1:28)	13	7
Bills	3	10:47	S.Hauschka 41 yd. Field Goal (8:48, 4:13)	16	7
Bills	3	3:37	J.Allen 15 yd. run (S.Hauschka kick) (7:63, 4:00)	23	7
Bills	4	8:20	S.Hauschka 26 yd. Field Goal (13:86, 7:02)	26	7
Cowboys	4	4:01	V.Bryant 15 yd. pass from D.Prescott (D.Prescott-J.Witten pass) (5:70, 1:27)	26	13

### Team Statistics

	Bills	Cowboys
First Downs	22	32
Total Net Yards	356	426
Rushes/Net Yards	34/124	19/103
Net Passing	232	323
Pass Attempts/Completions	25/20	49/32
Had Intercepted	0	1
Sacked/Yards Lost	4/27	4/32
Punts/Average	3/42.0	2/40.5
Penalties/Yards	7/53	5/66
Fumbles/Lost	1/0	3/1
Possession Time	33:18	26:42

### Buffalo Bills

PASSING	ATT	COM	YDS	SK/YD	TD	LG	INT	RTG
Josh Allen	24	19	231	4/27	1	29	0	120.7
John Brown	1	0	28	0/0	1	28	0	158.3
<b>TOTAL</b>	<b>25</b>	<b>20</b>	<b>259</b>	<b>4/27</b>	<b>2</b>	<b>29</b>	<b>0</b>	<b>136.5</b>

RUSHING	ATT	YDS	AVG	LG	TD
Devin Singletary	14	63	4.5	26	0
Josh Allen	10	43	4.3	15	0
Frank Gore	1	11	11.0	7	0
Robert Foster	1	7	7.0	7	0
<b>TOTAL</b>	<b>34</b>	<b>124</b>	<b>3.6</b>	<b>26</b>	<b>1</b>

RECEIVING	NO	YDS	AVG	LG	TD
Cole Beasley	6	110	18.3	29	1
Dawson Knox	3	57	19.0	9	0
Devin Singletary	3	38	12.7	28	1
Isaiah McKenzie	3	34	11.3	18	0
John Brown	3	26	8.7	14	0
Frank Gore	1	14	14.0	14	0
Robert Foster	1	20	20.0	20	0
<b>TOTAL</b>	<b>20</b>	<b>259</b>	<b>13.0</b>	<b>29</b>	<b>2</b>

### Dallas Cowboys

PASSING	ATT	COM	YDS	SK/YD	TD	LG	INT	RTG
Dak Prescott	49	32	355	4/32	2	35	1	91.8
<b>TOTAL</b>	<b>49</b>	<b>32</b>	<b>355</b>	<b>4/32</b>	<b>2</b>	<b>35</b>	<b>1</b>	<b>91.8</b>

RUSHING	ATT	YDS	AVG	LG	TD
Ezekiel Elliott	12	71	5.9	30	0
Dak Prescott	4	25	6.3	10	0
Tony Pollard	1	4	4.0	4	0
<b>TOTAL</b>	<b>19</b>	<b>103</b>	<b>5.4</b>	<b>30</b>	<b>0</b>

RECEIVING	NO	YDS	AVG	LG	TD
Aman Cooper	6	85	10.6	17	0
Ezekiel Elliott	7	66	9.4	20	0
Jason Witten	6	42	7.0	9	1
Michael Gallup	3	63	21.0	35	0
Randall Cobb	3	53	17.7	23	0
Blake Jarwin	3	9	3.0	10	0
Tavon Austin	2	22	11.0	12	0
Ventell Bryant	1	15	15.0	15	1
<b>TOTAL</b>	<b>32</b>	<b>355</b>	<b>11.1</b>	<b>35</b>	<b>2</b>



24

WEEK 14

Dallas Cowboys 24, Chicago Bears 31
61,276 Soldier Field Dec 5, 2019



31

Dallas Cowboys 7 0 0 17 - 24
Chicago Bears 0 17 7 7 - 31

Scoring Drives

Table with columns: TEAM, QTR, TIME, SCORING PLAY, DAL, CHI. Lists scoring plays for both teams.

Team Statistics

Table comparing Cowboys and Bears statistics: First Downs, Total Net Yards, Rushes/Net Yards, Net Passing, Pass Attempts/Completions, Had Intercepted, Sacked/Yards Lost, Punts/Average, Penalties/Yards, Fumbles/Lost, Possession Time.

Dallas Cowboys

Player statistics for Dallas Cowboys: PASSING (Dak Prescott), RUSHING (Ezekiel Elliott, Dak Prescott), RECEIVING (Amari Cooper, Blake Jarwin, Michael Gallup, Jason Witten, Ezekiel Elliott, Randall Cobb).

Chicago Bears

Player statistics for Chicago Bears: PASSING (Mitchell Trubisky), RUSHING (David Montgomery, Mitchell Trubisky, Tarik Cohen, Cordarrelle Patterson), RECEIVING (Tarik Cohen, Allen Robinson II, Jesper Horsted, Anthony Miller, J.P. Holtz, Cordarrelle Patterson, Riley Ridley).



21

WEEK 15

Los Angeles Rams 21, Dallas Cowboys 44
90,436 AT&T Stadium Dec 15, 2019



44

Los Angeles Rams 0 7 0 14 - 21
Dallas Cowboys 7 21 3 13 - 44

Scoring Drives

Table with columns: TEAM, QTR, TIME, SCORING PLAY, LAR, DAL. Lists scoring plays for both teams.

Team Statistics

Table comparing Rams and Cowboys statistics: First Downs, Total Net Yards, Rushes/Net Yards, Net Passing, Pass Attempts/Completions, Had Intercepted, Sacked/Yards Lost, Punts/Average, Penalties/Yards, Fumbles/Lost, Possession Time.

Los Angeles Rams

Player statistics for Los Angeles Rams: PASSING (Jared Goff, Johnny Hekker), RUSHING (Todd Gurley II, Jared Goff), RECEIVING (Tyler Higbee, Cooper Kupp, Brandin Cooks, Robert Woods, Todd Gurley II, Johnny Mundt, Josh Reynolds, Mike Thomas).

Dallas Cowboys

Player statistics for Dallas Cowboys: PASSING (Dak Prescott), RUSHING (Tony Pollard, Ezekiel Elliott, Dak Prescott, Tavon Austin), RECEIVING (Jason Witten, Ezekiel Elliott, Blake Jarwin, Tony Pollard, Amari Cooper, Michael Gallup, Randall Cobb, Tavon Austin).

# DRIVE CHARTS

## WEEK 1: COWBOYS 35, GIANTS 17

SEPTEMBER 8, 2019

★ COWBOYS												NY GIANTS													
#	RECD	LOST	POSS	OBTAINED	BEGAN	PLAYS	YDS	PEN	NET	1ST ENDED	GIVEN UP	#	RECD	LOST	POSS	OBTAINED	BEGAN	PLAYS	YDS	PEN	NET	1ST ENDED	GIVEN UP		
1	15:00	12:13	2:47	KO	DAL 25	6	29	0	29	2	NYG 46	Punt	1	12:13	08:06	4:07	Punt	NYG 9	7	89	2	91	5	DAL 1	TD
2	08:06	03:19	4:47	KO	DAL 25	11	85	-10	75	4	NYG 28	TD	2	03:19	00:18	3:01	KO	NYG 25	6	40	-10	30	2	DAL 45	Punt
3	00:18	10:19	4:59	Punt	DAL 7	9	103	-10	93	5	NYG 4	TD	3	10:19	07:56	2:23	KO	NYG 25	4	22	-5	17	1	NYG 42	Punt
4	07:56	01:13	6:43	Punt	DAL 17	13	88	-5	83	6	NYG 21	TD	4	01:13	00:00	1:13	KO	NYG 25	8	31	0	31	2	DAL 44	Downs
5	10:59	09:48	1:11	KO	DAL 25	3	75	0	75	2	NYG 25	TD	5	15:00	10:59	4:01	KO	NYG 15	11	75	0	75	3	DAL 10	Field Goal
6	05:13	01:14	3:59	FUM	DAL 11	7	89	0	89	3	NYG 10	TD	6	09:48	05:13	4:35	KO	NYG 25	9	64	0	64	3	DAL 7	FUM
7	13:37	10:44	2:53	Punt	DAL 34	5	22	0	22	1	NYG 44	Punt	7	01:14	13:37	2:37	KO	NYG 13	6	31	-10	21	1	NYG 34	Punt
8	07:53	05:14	2:39	Punt	DAL 38	3	5	-10	-5	0	DAL 33	Punt	8	10:44	07:53	2:51	Punt	NYG 10	5	22	-10	12	1	NYG 22	Punt
9	02:49	01:46	1:03	KO	DAL 16	3	0	0	0	0	DAL 16	Punt	9	05:14	02:49	2:25	Punt	NYG 25	6	75	0	75	6	DAL 2	TD
10	01:17	00:00	1:17	FUM	DAL 38	2	-2	0	-2	0	DAL 37	End Game	10	01:46	01:17	0:29	Punt	NYG 39	5	22	0	22	1	DAL 44	FUM

## WEEK 2: COWBOYS 31, REDSKINS 21

SEPTEMBER 15, 2019

★ COWBOYS												REDSKINS													
#	RECD	LOST	POSS	OBTAINED	BEGAN	PLAYS	YDS	PEN	NET	1ST ENDED	GIVEN UP	#	RECD	LOST	POSS	OBTAINED	BEGAN	PLAYS	YDS	PEN	NET	1ST ENDED	GIVEN UP		
1	12:35	11:03	1:32	Punt	DAL 10	3	6	0	6	0	DAL 16	Punt	1	15:00	12:35	2:25	KO	WAS 25	5	17	0	17	1	WAS 42	Punt
2	08:40	05:08	3:32	Punt	DAL 10	6	33	0	33	1	DAL 43	INT	2	11:03	08:40	2:23	Punt	WAS 44	3	17	-10	7	0	DAL 49	Punt
3	14:15	12:49	1:26	KO	DAL 25	3	-3	0	-3	0	DAL 22	Punt	3	05:08	14:15	5:53	INT	DAL 38	10	48	-10	38	4	DAL 1	TD
4	09:44	06:10	3:34	Punt	DAL 3	7	97	0	97	4	DAL 49	TD	4	12:49	09:44	3:05	Punt	WAS 26	5	3	10	13	2	WAS 39	Punt
5	04:32	00:09	4:23	Punt	DAL 17	11	74	9	83	6	WAS 2	TD	5	06:10	04:32	1:38	KO	WAS 25	3	7	0	7	0	WAS 32	Punt
6	15:00	09:58	5:02	KO	DAL 25	9	85	-10	75	4	WAS 10	TD	6	00:09	00:00	0:09	KO	WAS 19	1	-1	0	-1	0	WAS 19	End Half
7	04:30	13:51	5:39	KO	DAL 25	11	83	-15	68	4	WAS 7	Field Goal	7	09:58	04:30	5:28	KO	WAS 25	11	70	5	75	5	DAL 9	TD
8	11:04	05:07	5:57	Downs	DAL 46	10	54	0	54	4	WAS 2	TD	8	13:51	11:04	2:47	KO	WAS 25	6	29	0	29	1	DAL 46	Downs
9	02:17	00:00	2:17	KO	DAL 13	6	45	0	45	2	WAS 41	End Game	9	05:07	02:17	2:50	KO	WAS 25	11	65	10	75	6	DAL 1	TD

## WEEK 3: COWBOYS 31, DOLPHINS 6

SEPTEMBER 22, 2019

★ COWBOYS												DOLPHINS													
#	RECD	LOST	POSS	OBTAINED	BEGAN	PLAYS	YDS	PEN	NET	1ST ENDED	GIVEN UP	#	RECD	LOST	POSS	OBTAINED	BEGAN	PLAYS	YDS	PEN	NET	1ST ENDED	GIVEN UP		
1	13:20	10:27	2:53	Missed FG	DAL 37	8	53	0	53	2	MIA 10	Field Goal	1	15:00	13:20	1:40	KO	MIA 25	7	46	0	46	1	DAL 29	Missed FG
2	09:23	05:57	3:26	Punt	DAL 46	9	64	-10	54	4	MIA 5	TD	2	10:27	09:23	1:04	KO	MIA 21	3	2	0	2	0	MIA 23	Punt
3	00:53	14:44	1:09	KO	DAL 25	3	13	0	13	1	DAL 38	INT	3	05:57	00:53	5:04	KO	MIA 25	10	72	0	72	4	DAL 3	Field Goal
4	13:50	10:33	3:17	Punt	DAL 8	6	18	0	18	1	DAL 26	Punt	4	14:44	13:50	0:54	INT	MIA 49	3	4	0	4	0	DAL 47	Punt
5	05:48	03:09	2:39	KO	DAL 25	5	17	-5	12	1	DAL 37	Punt	5	10:33	05:48	4:45	Punt	MIA 36	10	49	0	49	2	DAL 15	Field Goal
6	00:25	00:00	0:25	FUM	DAL 9	5	39	0	39	3	DAL 48	End Half	6	03:09	00:25	2:44	Punt	MIA 17	8	45	31	76	5	DAL 7	FUM
7	15:00	12:28	2:32	KO	DAL 25	5	75	0	75	3	MIA 19	TD	7	12:28	08:58	3:30	KO	MIA 25	5	7	-5	2	1	MIA 27	Punt
8	08:58	03:30	5:28	Punt	DAL 24	9	86	-10	76	6	MIA 8	TD	8	03:30	01:51	1:39	KO	MIA 25	3	7	0	7	0	MIA 32	Punt
9	01:51	14:49	2:02	Punt	DAL 20	3	9	0	9	0	DAL 29	Punt	9	14:49	12:39	2:10	Punt	MIA 23	6	-1	10	9	1	MIA 32	Punt
10	12:39	07:54	4:45	Punt	DAL 15	10	63	-15	48	3	MIA 37	Missed FG	10	07:54	05:27	2:27	Missed FG	MIA 45	8	16	0	16	1	DAL 38	Downs
11	05:27	03:45	1:42	Downs	DAL 40	5	40	20	60	4	MIA 16	TD	11	03:45	00:38	3:07	KO	MIA 25	8	36	0	36	2	DAL 40	Downs
12	00:38	00:00	0:38	Downs	DAL 39	1	-1	0	-1	0	DAL 39	End Game													

## WEEK 4: COWBOYS 10, SAINTS 12

SEPTEMBER 29, 2019

★ COWBOYS												SAINTS													
#	RECD	LOST	POSS	OBTAINED	BEGAN	PLAYS	YDS	PEN	NET	1ST ENDED	GIVEN UP	#	RECD	LOST	POSS	OBTAINED	BEGAN	PLAYS	YDS	PEN	NET	1ST ENDED	GIVEN UP		
1	15:00	11:57	3:03	KO	DAL 25	6	26	0	26	2	NO 49	Punt	1	11:57	08:42	3:15	Punt	NO 14	6	33	-15	18	1	NO 32	INT
2	08:42	05:08	3:34	INT	DAL 46	9	29	15	44	3	NO 10	Field Goal	2	05:08	14:55	5:13	KO	NO 26	9	47	5	52	4	DAL 22	Field Goal
3	14:55	13:27	1:28	KO	DAL 25	3	5	0	5	0	DAL 30	Punt	3	13:27	08:42	4:45	Punt	NO 49	7	37	-10	27	2	DAL 24	Field Goal
4	08:42	07:07	1:35	KO	DAL 25	3	22	0	22	0	DAL 31	FUM	4	07:07	04:39	2:28	FUM	NO 47	3	11	-10	1	0	NO 48	Punt
5	04:39	01:30	3:09	Punt	DAL 22	7	32	-10	22	1	DAL 43	FUM	5	01:30	00:00	1:30	FUM	DAL 44	8	29	14	43	3	DAL 1	Field Goal
6	13:31	07:47	5:44	Punt	DAL 16	11	79	5	84	6	NO 1	TD	6	15:00	13:31	1:29	KO	NO 25	3	9	0	9	0	NO 34	Punt
7	13:41	11:26	2:15	KO	DAL 25	5	12	5	17	1	DAL 42	Punt	7	07:47	13:41	9:06	KO	NO 25	15	62	5	67	5	DAL 8	Field Goal
8	06:51	05:22	1:29	Punt	DAL 10	3	8	0	8	0	DAL 18	Punt	8	11:26	06:51	4:35	Punt	NO 20	6	23	-10	13	1	NO 33	Punt
9	01:39	00:00	1:39	Punt	DAL 14	8	44	-10	34	2	DAL 48	INT	9	05:22	01:39	3:43	Punt	NO 38	9	15	0	15	2	DAL 47	Punt

# DRIVE CHARTS

WEEK 5: COWBOYS 24, PACKERS 34

OCTOBER 6, 2019

★ COWBOYS											🏈 PACKERS														
#	RECD	LOST	POSS	OBTAINED	BEGAN	PLAYS	YDS	PEN	NET	1ST ENDED	GIVEN UP	#	RECD	LOST	POSS	OBTAINED	BEGAN	PLAYS	YDS	PEN	NET	1ST ENDED	GIVEN UP		
1	12:31	10:26	2:05	Punt	DAL 25	4	37	0	37	2	GB 38	INT	1	15:00	12:31	2:29	KO	GB 25	3	16	-15	1	0	GB 26	Punt
2	08:57	05:23	3:34	KO	DAL 10	6	51	-5	46	2	GB 44	Punt	2	10:26	08:57	1:29	INT	DAL 47	5	47	0	47	3	DAL 18	TD
3	00:03	12:36	2:27	KO	DAL 25	6	50	-10	40	2	GB 35	INT	3	05:23	00:03	5:20	Punt	GB 11	9	89	0	89	5	DAL 3	TD
4	11:10	08:22	2:48	Punt	DAL 31	5	16	0	16	1	DAL 47	Punt	4	12:36	11:10	1:26	INT	GB 28	3	4	-10	-6	0	GB 22	Punt
5	02:19	00:40	1:39	KO	DAL 24	9	40	0	40	3	GB 36	Missed FG	5	08:22	02:19	6:03	Punt	GB 19	12	64	15	79	5	DAL 2	Field Goal
6	00:13	00:00	0:13	Punt	DAL 10	3	21	0	21	1	DAL 31	End Half	6	00:40	00:13	0:27	Missed FG	GB 44	3	-2	0	-2	0	GB 42	Punt
7	15:00	13:26	1:34	KO	DAL 19	3	16	-10	6	0	DAL 25	Punt	7	13:26	09:33	3:53	Punt	GB 42	7	53	5	58	4	DAL 5	TD
8	09:33	05:54	3:39	KO	DAL 25	11	57	0	57	4	GB 18	Field Goal	8	05:54	03:30	2:24	KO	GB 21	4	40	39	79	4	DAL 1	TD
9	03:30	02:00	1:30	KO	DAL 25	6	75	0	75	3	GB 40	TD	9	02:00	00:19	1:41	KO	GB 25	3	10	-10	0	0	GB 25	Punt
10	00:19	13:52	1:27	Punt	DAL 30	5	82	-12	70	7	GB 2	TD	10	13:52	10:29	3:23	KO	GB 25	5	0	0	0	1	GB 25	Punt
11	10:29	10:21	0:08	Punt	DAL 34	1	0	0	0	0	DAL 34	INT	11	10:21	08:07	2:14	INT	DAL 29	4	9	0	9	0	DAL 20	Field Goal
12	08:07	07:46	0:21	KO	DAL 25	2	60	15	75	2	DAL 47	TD	12	07:46	03:33	4:13	KO	GB 25	6	9	0	9	2	GB 34	Punt
13	03:33	01:41	1:52	Punt	DAL 17	10	58	10	68	5	GB 15	Missed FG	13	01:41	00:00	1:41	Missed FG	GB 23	3	-4	0	-4	0	GB 20	End Game

WEEK 6: COWBOYS 22, JETS 24

OCTOBER 13, 2019

★ COWBOYS											🏈 JETS														
#	RECD	LOST	POSS	OBTAINED	BEGAN	PLAYS	YDS	PEN	NET	1ST ENDED	GIVEN UP	#	RECD	LOST	POSS	OBTAINED	BEGAN	PLAYS	YDS	PEN	NET	1ST ENDED	GIVEN UP		
1	12:40	11:18	1:22	Punt	DAL 33	3	5	0	5	0	DAL 38	Punt	1	15:00	12:40	2:20	KO	NYJ 18	4	18	0	18	1	NYJ 36	Punt
2	03:24	14:56	3:28	KO	DAL 25	8	48	-5	43	2	NYJ 32	Field Goal	2	11:18	03:24	7:54	Punt	NYJ 17	14	55	28	83	7	DAL 2	TD
3	13:37	11:15	2:22	Punt	DAL 29	5	16	0	16	1	DAL 45	Punt	3	14:56	13:37	1:19	KO	NYJ 28	3	5	-10	-5	0	NYJ 23	Punt
4	08:32	03:46	4:46	Punt	DAL 38	10	54	0	54	2	NYJ 7	Downs	4	11:15	08:32	2:43	Punt	NYJ 17	3	12	-10	2	0	NYJ 19	Punt
5	03:34	02:00	1:34	KO	DAL 25	3	8	0	8	0	DAL 33	Punt	5	03:46	03:34	0:12	Downs	NYJ 8	1	92	0	92	1	NYJ 8	TD
6	00:27	00:00	0:27	KO	DAL 25	5	31	0	31	1	NYJ 44	Field Goal	6	02:00	00:27	1:33	Punt	NYJ 35	6	65	0	65	4	DAL 5	TD
7	15:00	07:50	7:10	KO	DAL 25	14	71	-10	61	4	NYJ 14	Field Goal	7	07:50	02:31	5:19	KO	NYJ 25	9	74	-10	64	4	DAL 11	INT
8	02:31	14:09	3:22	INT	DAL 26	10	52	0	52	3	NYJ 22	Missed FG	8	14:09	11:21	2:48	Missed FG	NYJ 30	5	8	5	13	1	NYJ 43	Punt
9	11:21	06:30	4:51	Punt	DAL 16	11	69	15	84	6	NYJ 5	TD	9	06:30	03:24	3:06	KO	NYJ 23	7	57	0	57	2	DAL 20	Field Goal
10	03:24	00:43	2:41	KO	DAL 25	10	45	30	75	7	NYJ 4	TD	10	00:43	00:00	0:43	KO	DAL 48	3	-4	0	-4	0	NYJ 49	End Game

WEEK 7: COWBOYS 37, EAGLES 10

OCTOBER 20, 2019

★ COWBOYS											🏈 EAGLES														
#	RECD	LOST	POSS	OBTAINED	BEGAN	PLAYS	YDS	PEN	NET	1ST ENDED	GIVEN UP	#	RECD	LOST	POSS	OBTAINED	BEGAN	PLAYS	YDS	PEN	NET	1ST ENDED	GIVEN UP		
1	13:10	10:08	3:02	FUM	PHI 45	6	45	0	45	2	PHI 20	TD	1	15:00	13:10	1:50	KO	PHI 25	5	18	0	18	1	PHI 35	FUM
2	09:14	08:56	0:18	FUM	PHI 14	2	14	0	14	2	PHI 1	TD	2	10:08	09:14	0:54	KO	PHI 10	2	-1	0	-1	0	PHI 16	FUM
3	04:38	00:46	3:52	KO	DAL 25	8	34	0	34	2	PHI 41	Punt	3	08:56	04:38	4:18	KO	PHI 13	7	57	30	87	5	DAL 28	TD
4	13:32	06:40	6:52	Punt	DAL 29	12	81	-10	71	6	PHI 1	TD	4	00:46	13:32	2:14	Punt	PHI 10	3	9	0	9	0	PHI 19	Punt
5	02:47	01:31	1:16	Punt	DAL 20	8	67	5	72	3	PHI 8	Field Goal	5	06:40	02:47	3:53	KO	PHI 25	6	13	0	13	1	PHI 38	Punt
6	00:22	00:00	0:22	Punt	DAL 30	5	25	0	25	2	PHI 45	Field Goal	6	01:31	00:22	1:09	KO	PHI 25	3	-1	0	-1	0	PHI 24	Punt
7	15:00	10:50	4:10	KO	DAL 25	6	4	0	4	1	DAL 29	Punt	7	10:50	04:59	5:51	Punt	PHI 15	12	81	-15	66	4	DAL 19	Field Goal
8	04:59	12:36	7:23	KO	DAL 25	13	89	-25	64	3	PHI 11	Field Goal	8	12:36	11:50	0:46	KO	PHI 25	3	14	0	14	1	PHI 39	INT
9	11:50	11:07	0:43	INT	PHI 39	2	2	0	2	0	PHI 37	INT	9	11:07	10:54	0:13	INT	PHI 20	2	-4	0	-4	0	PHI 20	FUM
10	10:54	09:33	1:21	FUM	PHI 16	3	16	0	16	1	PHI 8	TD	10	09:33	06:47	2:46	KO	PHI 25	7	56	0	56	2	DAL 19	Downs
11	06:47	03:44	3:03	Downs	DAL 19	4	25	0	25	1	DAL 44	Punt	11	03:44	00:00	3:44	Punt	PHI 14	8	37	0	37	2	PHI 49	End Game

WEEK 9: COWBOYS 37, GIANTS 18

NOVEMBER 4, 2019

★ COWBOYS											🏈 GIANTS														
#	RECD	LOST	POSS	OBTAINED	BEGAN	PLAYS	YDS	PEN	NET	1ST ENDED	GIVEN UP	#	RECD	LOST	POSS	OBTAINED	BEGAN	PLAYS	YDS	PEN	NET	1ST ENDED	GIVEN UP		
1	15:00	14:49	0:11	KO	DAL 12	1	0	0	0	0	DAL 12	INT	1	14:49	13:23	1:26	INT	DAL 8	4	5	0	5	0	DAL 3	Field Goal
2	13:23	08:19	5:04	KO	DAL 25	11	58	0	58	4	NYG 17	Field Goal	2	08:19	06:37	1:42	KO	NYG 26	3	-1	0	-1	0	NYG 25	Punt
3	06:37	02:09	4:28	Punt	DAL 26	10	38	0	38	3	NYG 36	Missed FG	3	02:09	11:55	5:14	Missed FG	NYG 44	10	51	5	56	5	DAL 1	TD
4	11:55	09:16	2:39	KO	DAL 24	6	44	0	44	2	NYG 37	FUM	4	09:16	02:50	6:26	FUM	NYG 20	12	68	5	73	5	DAL 7	Field Goal
5	02:50	00:52	1:58	KO	DAL 25	6	75	0	75	3	NYG 42	TD	5	00:52	00:25	0:27	KO	NYG 26	3	0	0	0	0	NYG 26	INT
6	00:25	00:00	0:25	INT	NYG 39	4	5	0	5	0	NYG 34	Field Goal	6	15:00	10:56	4:04	KO	NYG 48	6	10	-5	5	1	DAL 47	Punt
7	10:56	08:28	2:28	Punt	DAL 26	3	18	-10	8	0	DAL 34	Punt	7	08:28	07:33	0:55	Punt	NYG 35	3	10	0	10	0	NYG 39	FUM
8	07:33	04:43	2:50	FUM	NYG 49	7	39	0	39	2	NYG 10	Field Goal	8	04:43	00:27	4:16	KO	NYG 48	8	30	14	44	3	DAL 8	Field Goal
9	00:27	12:40	2:47	KO	DAL 25	9	60	15	75	7	NYG 15	TD	9	12:40	11:50	0:50	KO	NYG 24	5	65	0	65	1	DAL 11	Field Goal
10	11:50	07:56	3:54	KO	DAL 11	8	78	11	89	3	NYG 45	TD	10	07:56	05:38	2:18	KO	NYG 21	3	-1	-5	-6	0	NYG 15	Punt
11	05:38	04:18	1:20	Punt	NYG 48	4	9	-10	-1	0	NYG 49	Punt	11	04:18	00:06	4:12	Punt	NYG 15	15	34	15	49	5	DAL 24	FUM
12	00:06	00:00	0:06	KO									12	00:06	00:00	0:06	KO		0	0	0	0	0		End Game

# DRIVE CHARTS

## WEEK 10: COWBOYS 24, VIKINGS 28

NOVEMBER 10, 2019

★ COWBOYS											🦅 VIKINGS														
#	RECD	LOST	POSS	OBTAINED	BEGAN	PLAYS	YDS	PEN	NET	1ST ENDED	GIVEN UP	#	RECD	LOST	POSS	OBTAINED	BEGAN	PLAYS	YDS	PEN	NET	1ST ENDED	GIVEN UP		
1	15:00	12:03	2:57	KO	DAL 25	9	36	0	36	2	MIN 39	Missed FG	1	12:03	09:25	2:38	Missed FG	MIN 47	5	48	5	53	4	DAL 1	TD
2	09:25	06:51	2:34	KO	DAL 25	6	27	0	27	1	MIN 48	Punt	2	06:51	00:32	6:19	Punt	MIN 10	13	76	14	90	6	DAL 1	TD
3	00:32	13:31	2:01	KO	DAL 25	6	35	0	35	1	MIN 40	Punt	3	13:31	10:40	2:51	Punt	MIN 6	5	10	0	10	1	MIN 16	Punt
4	10:40	08:08	2:32	Punt	MIN 48	5	48	0	48	2	MIN 23	TD	4	08:08	06:33	1:35	KO	MIN 27	3	3	0	3	0	MIN 30	Punt
5	06:33	01:54	4:39	Punt	DAL 17	11	83	0	83	4	MIN 22	TD	5	01:54	00:00	1:54	KO	MIN 25	9	67	0	67	3	DAL 8	Field Goal
6	09:38	07:01	2:37	KO	DAL 25	7	60	15	75	5	MIN 12	TD	6	15:00	09:38	5:22	KO	MIN 25	12	56	10	66	5	DAL 9	Field Goal
7	00:02	10:00	5:02	KO	DAL 25	13	65	5	70	4	MIN 5	Field Goal	7	07:01	00:02	6:59	KO	MIN 25	13	80	-5	75	6	DAL 2	TD
8	04:34	00:40	3:54	Punt	DAL 6	11	80	0	80	5	MIN 14	Downs	8	10:00	04:34	5:26	KO	MIN 25	8	28	0	28	2	DAL 47	Punt
9	00:17	00:00	0:17	Punt	DAL 46	4	9	0	9	0	MIN 45	INT	9	00:40	00:17	0:23	Downs	MIN 14	3	-4	0	-4	0	MIN 10	Punt

## WEEK 11: COWBOYS 35, LIONS 27

NOVEMBER 17, 2019

★ COWBOYS											🦁 LIONS														
#	RECD	LOST	POSS	OBTAINED	BEGAN	PLAYS	YDS	PEN	NET	1ST ENDED	GIVEN UP	#	RECD	LOST	POSS	OBTAINED	BEGAN	PLAYS	YDS	PEN	NET	1ST ENDED	GIVEN UP		
1	15:00	14:49	0:11	KO	DAL 25	2	2	0	2	0	DAL 25	FUM	1	14:49	12:33	2:16	FUM	DAL 28	5	28	0	28	2	DAL 5	TD
2	12:33	11:27	1:06	KO	DAL 14	3	1	0	1	0	DAL 15	Punt	2	11:27	09:49	1:38	Punt	DET 30	3	11	-5	6	0	DET 36	Punt
3	09:49	02:18	7:31	Punt	DAL 14	14	79	-5	74	5	DET 12	Field Goal	3	02:18	01:21	0:57	KO	DET 25	3	4	0	4	0	DET 29	Punt
4	01:21	14:10	2:11	Punt	DAL 30	7	70	0	70	3	DET 21	TD	4	14:10	12:29	1:41	KO	DET 25	3	-5	0	-5	0	DET 20	Punt
5	12:29	11:03	1:26	Punt	DAL 15	4	12	0	12	1	DAL 27	Punt	5	11:03	07:46	3:17	Punt	DAL 45	6	40	5	45	4	DAL 2	TD
6	07:46	04:37	3:09	KO	DAL 25	7	75	0	75	3	DET 1	TD	6	04:37	01:48	2:49	KO	DET 15	4	23	-7	16	1	DET 31	Punt
7	01:48	00:27	1:21	Punt	DAL 17	4	83	0	83	3	DET 19	TD	7	00:27	00:00	0:27	KO	DET 15	1	-1	-7	-8	0	DET 8	End Half
8	09:15	05:00	4:15	KO	DAL 25	10	59	0	59	3	DET 16	Field Goal	8	15:00	09:15	5:45	KO	DET 25	10	70	5	75	4	DAL 11	TD
9	13:37	07:56	5:41	Punt	DAL 16	11	79	5	84	6	DET 17	TD	9	05:00	13:37	6:23	KO	DET 18	12	39	0	39	3	DAL 43	Punt
10	05:49	03:44	2:05	KO	DAL 31	6	29	0	29	1	DET 40	Punt	10	07:56	05:49	2:07	KO	DET 25	5	75	0	75	3	DAL 25	TD
11	01:58	00:00	1:58	Punt	DAL 13	5	20	0	20	1	DAL 34	End Game	11	03:44	01:58	1:46	Punt	DET 14	5	28	5	33	2	DET 47	Punt

## WEEK 12: COWBOYS 9, PATRIOTS 13

NOVEMBER 24, 2019

★ COWBOYS											🦅 PATRIOTS														
#	RECD	LOST	POSS	OBTAINED	BEGAN	PLAYS	YDS	PEN	NET	1ST ENDED	GIVEN UP	#	RECD	LOST	POSS	OBTAINED	BEGAN	PLAYS	YDS	PEN	NET	1ST ENDED	GIVEN UP		
1	15:00	13:37	1:23	KO	DAL 25	3	9	0	9	0	DAL 34	Punt	1	13:37	11:12	2:25	Punt	NE 22	6	27	0	27	2	NE 49	Punt
2	11:12	07:39	3:33	Punt	DAL 19	7	42	11	53	3	NE 28	Missed FG	2	07:39	04:59	2:40	Missed FG	NE 36	4	19	0	19	1	DAL 45	Punt
3	04:59	01:28	3:31	Punt	DAL 20	5	20	-10	10	1	DAL 30	Blocked Punt	3	01:28	00:45	0:43	Blocked Punt	DAL 12	2	12	0	12	1	DAL 10	TD
4	00:45	14:17	1:28	KO	DAL 18	3	8	0	8	0	DAL 26	INT	4	14:17	12:46	1:31	INT	DAL 29	4	3	0	3	0	DAL 26	Field Goal
5	12:46	08:36	4:10	KO	DAL 30	9	42	0	42	3	NE 28	Field Goal	5	08:36	06:46	1:50	KO	NE 25	7	52	-5	47	2	DAL 28	Missed FG
6	06:46	02:28	4:18	Missed FG	DAL 36	9	40	15	55	3	NE 9	Field Goal	6	02:28	00:00	2:28	KO	NE 25	9	45	0	45	2	DAL 30	Missed FG
7	13:09	12:09	1:00	Punt	DAL 20	3	3	0	3	0	DAL 23	Punt	7	15:00	13:09	1:51	KO	NE 36	3	11	-5	6	0	NE 42	Punt
8	08:41	06:19	2:22	Punt	DAL 28	3	9	0	9	0	DAL 37	Punt	8	12:09	08:41	3:28	Punt	NE 28	7	24	-10	14	2	NE 42	Punt
9	04:48	00:34	4:14	Punt	DAL 20	7	30	-20	10	2	DAL 30	Punt	9	06:19	04:48	1:31	Punt	NE 28	3	7	0	7	0	NE 35	Punt
10	09:32	06:04	3:28	KO	DAL 11	8	78	0	78	2	NE 11	Field Goal	10	00:34	09:32	6:02	Punt	NE 38	12	38	0	38	4	DAL 24	Field Goal
11	02:38	01:44	0:54	Punt	DAL 8	5	27	-10	17	1	DAL 25	Downs	11	06:04	02:38	3:26	KO	NE 25	7	34	0	34	2	DAL 41	Punt
12	00:01	00:00	0:01	Downs	DAL 15	1	13	0	13	1	DAL 15	End Game	12	01:44	00:01	1:43	Downs	DAL 25	6	10	0	10	1	DAL 15	Downs

## WEEK 13: COWBOYS 15, BILLS 26

NOVEMBER 28, 2019

★ COWBOYS											🦅 BILLS														
#	RECD	LOST	POSS	OBTAINED	BEGAN	PLAYS	YDS	PEN	NET	1ST ENDED	GIVEN UP	#	RECD	LOST	POSS	OBTAINED	BEGAN	PLAYS	YDS	PEN	NET	1ST ENDED	GIVEN UP		
1	15:00	10:34	4:26	KO	DAL 25	9	62	13	75	6	BUF 8	TD	1	10:34	07:23	3:11	KO	BUF 19	5	18	0	18	1	BUF 37	Punt
2	07:23	05:09	2:14	Punt	DAL 5	5	47	5	52	3	BUF 43	Punt	2	05:09	00:59	4:10	Punt	BUF 2	8	30	23	53	2	DAL 45	Punt
3	00:59	11:47	4:12	Punt	DAL 10	9	35	0	35	2	DAL 45	Punt	3	11:47	08:01	3:46	Punt	BUF 15	8	85	0	85	5	DAL 25	TD
4	08:01	05:32	2:29	KO	DAL 25	5	12	0	12	1	DAL 37	INT	4	05:32	04:25	1:07	INT	DAL 29	4	-3	0	-3	0	DAL 32	Missed FG
5	04:25	03:20	1:05	Missed FG	DAL 40	3	4	0	4	1	BUF 49	FUM	5	03:20	01:52	1:28	FUM	DAL 39	5	49	-10	39	2	DAL 28	TD
6	01:52	00:00	1:52	KO	DAL 25	10	53	5	58	5	BUF 17	Missed FG	6	15:00	10:47	4:13	KO	BUF 29	8	33	15	48	3	DAL 23	Field Goal
7	10:47	07:37	3:10	KO	DAL 25	6	51	-5	46	2	BUF 29	Missed FG	7	07:37	03:37	4:00	Missed FG	BUF 37	7	63	0	63	4	DAL 15	TD
8	03:37	00:22	3:15	KO	DAL 25	11	54	15	69	5	BUF 6	Downs	8	00:22	08:20	7:02	Downs	BUF 6	13	68	18	86	4	DAL 8	Field Goal
9	08:20	05:48	2:32	KO	DAL 25	11	37	5	42	3	BUF 22	Downs	9	05:48	05:28	0:20	Downs	BUF 33	3	4	0	4	0	BUF 37	Punt
10	05:28	04:01	1:27	Punt	DAL 30	5	70	0	70	4	BUF 15	TD	10	04:01	00:00	4:01	KO	DAL 42	5	9	5	14	1	DAL 27	End Game

# DRIVE CHARTS

WEEK 14: COWBOYS 24, BEARS 31

DECEMBER 5, 2019

★ COWBOYS												🐻 BEARS											
#	RECD	LOST	POSS	OBTAINED	BEGAN	PLAYS	YDS	PEN	NET	1ST ENDED	GIVEN UP	#	RECD	LOST	POSS	OBTAINED	BEGAN	PLAYS	YDS	PEN	NET	1ST ENDED	GIVEN UP
1	15:00	06:03	8:57	KO	DAL 25	17	75	0	75	7 CHI 2	TD	1	06:03	01:36	4:27	KO	CHI 34	8	50	0	50	3 DAL 16	INT
2	01:36	00:17	1:19	INT	DAL 1	3	5	0	5	0 DAL 6	Punt	2	00:17	12:13	3:04	Punt	CHI 49	6	46	5	51	3 DAL 5	TD
3	12:13	11:15	0:58	KO	DAL 25	3	1	0	1	0 DAL 26	Punt	3	11:15	08:06	3:09	Punt	CHI 46	7	46	-10	36	2 DAL 18	Field Goal
4	08:06	05:00	3:06	KO	DAL 24	7	52	0	52	2 CHI 24	Missed FG	4	05:00	00:10	4:50	Missed FG	CHI 32	14	68	0	68	6 DAL 8	TD
5	00:10	00:00	0:10	KO	DAL 30	1	-1	0	-1	0 DAL 30	End Half	5	15:00	08:18	6:42	KO	CHI 16	11	79	5	84	5 DAL 14	TD
6	08:18	07:49	0:29	KO	DAL 28	3	0	0	0	0 DAL 28	Punt	6	07:49	06:20	1:29	Punt	CHI 33	3	2	0	2	0 CHI 35	Punt
7	06:20	04:20	2:00	Punt	DAL 16	3	0	0	0	0 DAL 16	Punt	7	04:20	02:58	1:22	Punt	CHI 46	3	14	0	14	1 DAL 44	FUM
8	02:58	14:55	3:03	FUM	DAL 46	9	54	0	54	3 CHI 2	TD	8	14:55	13:22	1:33	KO	CHI 40	3	50	10	60	3 DAL 23	TD
9	13:22	12:50	0:32	KO	DAL 25	3	0	-12	-12	0 DAL 13	Punt	9	12:50	11:21	1:29	Punt	CHI 47	3	3	0	3	0 CHI 47	Punt
10	11:21	09:09	2:12	Punt	DAL 7	7	45	0	45	2 CHI 48	Downs	10	09:09	07:43	1:26	Downs	CHI 48	3	8	-5	3	0 DAL 49	Punt
11	07:43	04:29	3:14	Punt	DAL 15	10	100	-15	85	4 CHI 19	TD	11	04:29	01:50	2:39	KO	CHI 37	6	17	0	17	1 DAL 46	Punt
12	01:50	00:08	1:42	Punt	DAL 10	9	77	0	77	4 CHI 13	Field Goal	12	00:08	00:00	0:08	KO	DAL 47	1	-1	0	-1	0 DAL 47	End Game

WEEK 15: COWBOYS 44, RAMS 21

DECEMBER 15, 2019

★ COWBOYS												🐏 RAMS											
#	RECD	LOST	POSS	OBTAINED	BEGAN	PLAYS	YDS	PEN	NET	1ST ENDED	GIVEN UP	#	RECD	LOST	POSS	OBTAINED	BEGAN	PLAYS	YDS	PEN	NET	1ST ENDED	GIVEN UP
1	12:48	10:54	1:54	Punt	DAL 13	5	18	0	18	1 DAL 31	Punt	1	15:00	12:48	2:12	KO	LAR 40	6	14	0	14	2 DAL 46	Punt
2	08:08	01:47	6:21	Punt	DAL 10	15	90	0	90	6 LAR 19	TD	2	10:54	08:08	2:46	Punt	LAR 22	6	23	0	23	2 LAR 45	Punt
3	12:58	11:37	1:21	KO	DAL 25	3	75	0	75	2 DAL 41	TD	3	01:47	12:58	3:49	KO	LAR 25	9	75	0	75	4 DAL 2	TD
4	09:54	01:57	7:57	Punt	DAL 3	14	97	0	97	6 LAR 1	TD	4	11:37	09:54	1:43	KO	LAR 25	3	5	0	5	0 LAR 30	Punt
5	01:16	00:16	1:00	INT	LAR 9	3	5	4	9	2 LAR 3	TD	5	01:57	01:16	0:41	KO	LAR 25	2	5	-10	-5	0 LAR 20	INT
6	15:00	11:09	3:51	KO	DAL 25	8	43	0	43	3 LAR 32	Field Goal	6	00:16	00:00	0:16	KO	LAR 23	1	-1	0	-1	0 LAR 23	End Half
7	09:41	07:44	1:57	Punt	DAL 32	3	5	0	5	0 DAL 37	Punt	7	11:09	09:41	1:28	KO	LAR 25	3	-10	0	-10	0 LAR 15	Punt
8	03:45	14:56	3:49	Downs	DAL 36	7	40	0	40	2 LAR 24	Field Goal	8	07:44	03:45	3:59	Punt	LAR 15	12	49	0	49	4 DAL 36	Downs
9	13:39	06:40	6:59	Punt	DAL 19	10	57	0	57	2 LAR 24	Field Goal	9	14:56	13:39	1:17	KO	LAR 25	3	-5	0	-5	0 LAR 20	Punt
10	03:17	03:00	0:17	KO	LAR 46	2	46	0	46	1 LAR 44	TD	10	06:40	03:17	3:23	KO	LAR 25	12	75	0	75	6 DAL 7	TD
11	00:40	00:00	0:40	KO	DAL 25	1	-1	0	-1	0 DAL 25	End Game	11	03:00	00:40	2:20	KO	LAR 40	11	60	0	60	5 DAL 7	TD