



NEWS RELEASE

ONE COWBOYS WAY ★ FRISCO, TEXAS 75034 ★ P:972.497.4959 ★ WWW.DALLASCOWBOYS.COM

REGULAR SEASON GAME #1 - SUNDAY, SEPTEMBER 10, 2023
DALLAS COWBOYS AT NEW YORK GIANTS
METLIFE STADIUM - EAST RUTHERFORD, N.J. - 7:20 P.M. (CDT)



NBC SPORTS/NBC 5 DFW
PxP: Mike Tirico
Analyst: Cris Collinsworth
Sideline: Melissa Stark



KRLD-FM 105.3 THE FAN
PxP: Brad Sham
Analyst: Babe Laufenberg
Sideline: Kristi Scales



KMVK-FM 107.5
PxP: Victor Villalba
Analyst: Luis Perez



COMPASS MEDIA
PxP: Kevin Ray
Analyst: Danny White



**Westwood One
WESTWOOD ONE RADIO**
PxP: Ryan Radtke
Analyst: Mike Golic

★ COWBOYS PR ON TWITTER ★

The official Twitter account of the Dallas Cowboys Public Relations team (@DallasCowboysPR) will provide pertinent stats, information, transactions, game updates and more throughout the week and on gameday. Follow us for the most up-to-date info related to the Cowboys organization.

QUICK FACTS:



DALLAS COWBOYS (0-0)
AT
NEW YORK GIANTS (0-0)
Regular Season Series Record:
Dallas leads the series 73-46-2



Last Meeting:
@ Dallas 28, N.Y. Giants 20, Nov. 24, 2022
Last Meeting in New York:
Dallas 23, N.Y. Giants 16, Sept. 27, 2022
Last Cowboys Win:
@ Dallas 28, N.Y. Giants 20, Nov. 24, 2022

Series Streak:
Dallas has won 11 of the last 12 contests, including four straight.

★ THIS WEEK'S SCHEDULE ★

Wednesday, Sept. 6
11:00 a.m. Coach McCarthy press conference
12:00 p.m. First portion of practice open to media
1:30 p.m. Player availability
Thursday, Sept. 7
10:45 a.m. Coach McCarthy press conference
11:30 a.m. First portion of practice open to media
1:30 p.m. Player availability
Friday, Sept. 8
TBD Coach McCarthy conference call
Saturday, Sept. 9
Team travel to New York
Saturday, Sept. 10
7:20 p.m. Kickoff at New York Giants

PUBLIC RELATIONS CONTACTS

Tad Carper.....972-497-4953.....tcarper@dallascowboys.net
Scott Agulnek.....972-497-4956..... sagulnek@dallascowboys.net
Joe Trahan.....972-497-4552.....jtrahan@dallascowboys.net
Dave Abbruzese972-497-4355.. dabbruzese@dallascowboys.net
Bronte Hermesmeier . 972-497-4252.. bhermesmeier@dallascowboys.net
Sara Littlejohn.....972-497-4803.....slittlejohn@dallascowboys.net
Emily Robbins.....972-497-4359.....erobbins@dallascowboys.net
Whitney Faulkner....972-497-4955..... wfaulkner@dallascowboys.net
Allie Christmann972-497-4259.. achristmann@dallascowboys.net

★ BY THE NUMBERS ★

11

The Cowboys and Giants have opened the season against each other 11 times, with Dallas holding a 10-1 record. They have opened the season on Sunday Night Football four times since 2007, with Dallas recording three wins.

17

Trevon Diggs signed a five-year extension with Dallas at the start of training camp. Since he was drafted in 2020, Diggs is tied for the league lead in interceptions (17) and ranks second in pass breakups (49).

28.4

In the last two seasons, no team has averaged more points-per-game with their starting quarterback than the Dallas Cowboys. Since 2021, the Cowboys are scoring 28.4 offensive points-per-game when Dak Prescott is under center.

★ DALLAS COWBOYS OMG ★

The Dallas Cowboys website can be found at www.NFLOMG.com. Please follow the link and click on the Cowboys logo to access the team's page.

The Cowboys site contains the complete 2023 Media Guide, all weekly game notes and packets, player bios and rosters, Cowboys staff information and bios, weekly flip cards, a game tracker, all team and individual records and statistics, historical information, daily press releases and much more.

username: cowboysguest
password: cowboys2023

★ TABLE OF CONTENTS ★

Radio and TV broadcast info	1
Dallas Cowboys media schedule	1
Dallas Cowboys OMG info.....	1
Cowboys PR contact info.....	1
Dallas Cowboys 2023 schedule.....	2
DallasCowboys.com	2
What to watch for	3
Mike McCarthy Facts and Figures	4
2023 Coaching Staff	4
Mike McCarthy coaching record	5
Head coach bios	5
Opening Day statistics	6
All-Time Winning Percentage	7
Primetime Cowboys	7
Player highlights.....	8
Series history	8
AT&T Stadium stats and figures	9
A Championship Tradition	10
Pro Bowl Numbers	10
Individual Notes	11-23
Dak Prescott	11-14
Tony Pollard	15
CeeDee Lamb	16-17
Brandin Cooks	18
Offensive Notes	19
Trevon Diggs	20
Micah Parsons	21-22
Defensive Notes	22-23
Unofficial Depth Chart.....	25
Pronunciation Guide	25
Alphabetical Roster.....	26
Numerical Roster	27
Positional Roster.....	28
How The Cowboys Were Built	29
Contract Status	30
Contract Analysis	31
When The Cowboys Were Built	32
Transactions by Date	32
Transactions by Player	33
Team and Individual Stats.....	34
2022 Regular Season Stats.....	35
2022 Defensive Stats.....	36
2023 Preseason Stats.....	37-38
Non-Media Guide Bios.....	39-42

★ NFC BEAST ★

Team	W	L	T	Home	Road	Div.	Con.	PF	PA
Philadelphia	0	0	0	0-0	0-0	0-0	0-0	0	0
Dallas	0	0	0	0-0	0-0	0-0	0-0	0	0
New York.....	0	0	0	0-0	0-0	0-0	0-0	0	0
Washington.....	0	0	0	0-0	0-0	0-0	0-0	0	0

Three of the four teams in the NFC East advanced to the post-season in 2022, marking the third season since the NFL's realignment in 2002 that the NFC East sent three teams to the playoffs - 2006 and 2007.

All three NFC East teams - Cowboys, Giants and Eagles - also advanced to the Divisional Round, the only time since 2002 that three teams from the same division advanced to the Divisional Round.

2023 DALLAS COWBOYS SCHEDULE

DATE	REGULAR SEASON (TV)	KICKOFF (CT)
Sun., Sept. 10	@ N.Y. Giants (NBC)	7:20 p.m.
Sun., Sept. 17	N.Y. JETS (CBS)	3:25 p.m.
Sun., Sept. 24	@ Arizona (FOX)	3:25 p.m.
Sun., Oct. 1	NEW ENGLAND (FOX)	3:25 p.m.
Sun., Oct. 8	@ San Francisco (NBC)	7:20 p.m.
Mon., Oct. 16	@ LA Chargers (ESPN/ABC)	7:15 p.m.
Sun., Oct. 22	BYE	
Sun., Oct. 29	LA RAMS (FOX)	Noon
Sun., Nov. 5	@ Philadelphia (FOX)	3:25 p.m.
Sun., Nov. 12	N.Y. GIANTS (FOX)	3:25 p.m.
Sun., Nov. 19	@ Carolina (FOX)	Noon
Thurs., Nov. 23	WASHINGTON (CBS)	3:30 p.m.
Thurs., Nov. 30	SEATTLE (Prime Video)	7:20 p.m.
Sun., Dec. 10	PHILADELPHIA (FOX)	7:20 p.m.
Sun., Dec. 17	@ Buffalo (FOX)	3:25 p.m.
Sun., Dec. 24	@ Miami (FOX)	3:25 p.m.
Sat., Dec. 30	DETROIT (ESPN/ABC)	7:15 p.m.
Sat/Sun., Jan. 6/7	@ Washington (TBD)	TBD

Home Games in BOLD

★ DALLASCOWBOYS.COM ★



The Dallas Cowboys official website offers the best collection of timely articles, press conferences and videos, combined with the best spot to purchase tickets and order merchandise from the Cowboys Pro Shop. From the latest news to the latest apparel, there is no better place to visit than DallasCowboys.com.

To view the latest press conferences featuring coaches, player interviews from daily locker room sessions, radio interviews with Cowboys front office executives and Dallas Cowboys game highlights, visit <https://www.dallascowboys.com/all-media/>



@dallascowboys



/dallascowboys



@dallascowboys



@dallascowboys



@dallascowboys

★ WHAT TO WATCH FOR IN WEEK 1 ★

3

BRANDIN COOKS

- * With a 1,000-yard season in 2023, Brandin Cooks will become the first player in NFL history to record 1,000 receiving yards in a season with five different teams (New Orleans, New England, LA Rams, Houston and possibly Dallas).
- * Since Cooks entered the league in 2014, his 36 receptions of 40-plus yards are tied for the second-most in the NFL in that span and trails only Tyreek Hill (40).
- * Cooks needs one touchdown to record his 50th career receiving touchdown.

4

DAK PRESCOTT

- * With 53 passing yards, Dak Prescott will reach 25,000 career passing yards and join Aaron Rodgers as the only two players in NFL history to amass 25,000 passing yards and 1,500 rushing yards in their first 100 career games.
- * With a win on Sunday, Prescott will tie Danny White (62) for the fourth-most wins among Cowboys quarterbacks.
- * Dak Prescott set the club record for passing yards in a season opener when he threw for 405 yards in a win over the N.Y. Giants in 2019.
- * Since 2016, Prescott is tied for the second-most wins in the NFL against divisional opponents, going 27-7 in games started against the NFC East.

11

MICAH PARSONS

- * Micah Parsons tallied a career-high 13.5 sacks in 2022, good for seventh in the NFL. With 13.0-or-more sacks in 2023, Parsons will join Reggie White as the only two players since 1982 with 13.0-plus sacks in each of their first three seasons.
- * Parsons led the NFL with 90 quarterback pressures in 2022, per *Pro Football Focus*. He pressured opposing quarterbacks on 19.3% of his pass rushes, which also led the league.
- * Parsons has nine career games with 2.0-plus sacks, tied with Aldon Smith for the most multi-sack games in a player's first two seasons since 1982, when sacks became an official stat.

17

BRANDON AUBREY

- * Brandon Aubrey will make his NFL debut on Sunday Night at the N.Y. Giants. If he makes a field goal, Aubrey will become the ninth Cowboys rookie to make a field goal in his NFL debut. The last Cowboys rookie kicker to make a field goal in his NFL debut was Dan Bailey, who also made it at MetLife Stadium while playing the N.Y. Jets (9/11/11).

20

TONY POLLARD

- * Tony Pollard had a career year in 2022, rushing for 1,007 yards - his first career 1,000-yard season - and nine touchdowns on 193 carries. Pollard's 5.22 yards-per-carry ranked third among all NFL running backs in 2022.
- * Pollard also totaled 1,378 scrimmage yards on 232 touches (rush or reception), the highest yards-per-touch (5.94) mark among NFL running backs in 2022 (min. 150 touches).

88

CEEDEE LAMB

- * CeeDee Lamb is coming off one of the best seasons from any Cowboys receiver, as he became the third player in franchise history to record over 100 receptions in a single season with 107 catches in 2022.
- * Lamb has 10 career 100-yard receiving games, tied with Dez Bryant for the second-most 100-yard games by a Cowboy through his first three seasons. Lamb needs five 100-yard performances in 2023 to tie Bob Hayes (15) for the most 100-yard receiving games by a Cowboy in his first four seasons.

90

DEMARCUS LAWRENCE

- * Sitting at 54.5 career sacks, DeMarcus Lawrence needs 6.0 sacks in 2023 to eclipse 60.0 career sacks and move past Tony Tolbert (60.0) for 10th on the Cowboys all-time sack list.



DALLAS COWBOYS

- * Dallas is 39-23-1 (.627) all-time in season openers, the second-highest winning percentage in season openers behind Denver (40-21-1, .656).
- * The Cowboys and Giants have opened the season against each other 11 times, with Dallas holding a 10-1 record. Since 2007, the two squads have met four times in Week 1 on Sunday Night Football, with Dallas recording three wins.
- * Dallas has opened up its season in primetime in six of the last 10 years, and this will be the fourth straight season that the Cowboys play their first game of the season in primetime, all broadcast on NBC.
- * With a win on Sunday, the Cowboys would have five straight wins against the Giants, which would mark Dallas' fifth different stretch of at least a five consecutive wins against New York in the 63-year history between the two teams.

MIKE McCARTHY

Head Coach

Baker University
Head Coach: 17th Year • NFL: 30th Year • Cowboys: 4th Year

DALLAS COWBOYS DAL



★ WINNING HEAD COACH ★

The Dallas Cowboys named Mike McCarthy the ninth head coach in franchise history on Jan. 5, 2020. Along with 13 years of head coaching experience and 13 additional years as an assistant coach in the NFL, McCarthy came to Dallas with a 125-77-2 regular season coaching record - all with the Green Bay Packers (2006-18).

After a 6-10 record in 2020 and two 12-5 seasons in 2021 and 2022, he owns the fifth-most wins (20th all-time) and sixth-highest winning percentage (.614) among qualifying active NFL coaches. His teams have qualified for the postseason 11 times, won six NFC North Division titles and one NFC East title, made four NFC Championship Game appearances and took home a Super Bowl XLV championship.

Most Regular Season Wins by Active Head Coach

Coach	Years	Won	Loss	Tied	Pct
Bill Belichick.....	1991-2022	298	152	0	.662
Andy Reid.....	1999-2022	247	138	1	.641
Mike Tomlin.....	2007-2022	163	93	2	.636
Pete Carroll.....	1994-2022	161	112	1	.589
Mike McCarthy.....	2006-2022	155	97	2	.614
John Harbaugh.....	2008-2022	147	95	0	.607
Ron Rivera.....	2011-2022	98	90	2	.521

★ 2023 ASSISTANT COACHES ★

(S) Sideline; (B) Booth OFFENSE

Brian Schottenheimer (S)	Offensive Coordinator
Jeff Blasko (B)	Run Game Coord./Running Backs
Ramon Chinyoung Sr. (S)	Quality Control/Asst. Offensive Line
Ryan Feder (B)	Offensive Asst./Game Management
Will Harriger (B)	Quality Control/Offensive Asst.
Evan Harrington (S)	Offensive Assistant
Chase Haslett (B)	Assistant Tight Ends
Robert Prince (S)	Wide Receivers
Mike Solari (S)	Offensive Line
Scott Tolzien (B)	Quarterbacks
Lunda Wells (S)	Tight Ends

DEFENSE

Dan Quinn (B)	Defensive Coordinator
Aden Durde (S)	Defensive Line
Sharrif Floyd (S)	Quality Control/Asst. Defensive Line
Al Harris (S)	Defensive Backs
Cannon Matthews (S)	Asst. Defensive Backs
Scott McCurley (S)	Linebackers
Pete Ohnegian (B)	Quality Control/Defensive Asst.
Eric Simonelli (B)	Quality Control/Analytics
Darian Thompson (B)	Quality Control/Asst. Linebackers
Joe Whitt Jr. (B)	Secondary/Defensive Pass Game Coord.

SPECIAL TEAMS

John Fassel (S)	Special Teams Coordinator
Rayna Stewart (B)	Asst. Special Teams

STRENGTH AND CONDITIONING

Harold Nash Jr. (S)	Strength and Conditioning Coordinator
Cedric Smith (S)	Asst. Strength and Conditioning
Kendall Smith (S)	Asst. Strength and Conditioning

★ TOP OF THE LINE ★

In 2022 Mike McCarthy guided the Cowboys team to key finishes in several areas:

1st	Takeaways (33)
1st	Offensive Red Zone TD Efficiency (71.4%)
4th	Points-Per-Game (27.5)

+10 Turnover Differential - 2nd in the NFL

★ McCARTHY'S RECORD WHEN... ★

Below is a look at McCarthy's head coaching record under several different circumstances:

Regular season.....	155-97-2
Postseason.....	11-10
Overall.....	166-107-2

	Regular	Post
September.....	34-19-1	
October.....	41-19	
November.....	29-36-1	
December.....	46-19	
January.....	5-4	10-10
February.....		1-0
Playing at home.....	90-35-2	5-4
Playing on the road.....	64-62	6-6
Playing at AT&T Stadium.....	18-8	2-1
Playing in prime time.....	37-34	4-1
Thursday.....	13-8	
Saturday.....	3-1	3-2
Sunday.....	129-77-2	7-8
Monday.....	10-10	1-0
Tuesday.....	0-1	
Playing against the NFC East.....	27-16	5-2
Playing against the rest of the NFC.....	110-65-2	5-8
Playing against the AFC.....	37-28	1-0
Playing on grass surface.....	103-57-2	8-7
Playing on artificial surface.....	52-41	3-3
Post Bye.....	11-5	
Post Bye Home.....	4-1	
Post Bye Road.....	7-4	
When scoring 30-plus points.....	86-10	7-2
When team scores first.....	107-37-2	5-2
When team leads at halftime.....	120-22-1	10-2

★ McCARTHY'S HEAD COACHING RECORD AND COACHING EXPERIENCE ★

Year	Team	Regular Season				Result	Postseason				McCarthy vs. NFL				
		W	L	T	Pct.		W	L	Pct.	Result	Team	W	L	T	PCT.
2006	Green Bay.....	8	8	0	.500	2nd NFC North					Arizona	3	4	0	0.429
2007	Green Bay.....	13	3	0	.813	1st NFC North	1	1	.500	NFC Championship Game	Atlanta	5	4	0	0.556
2008	Green Bay.....	6	10	0	.375	3rd NFC North					Baltimore	2	2	0	0.500
2009	Green Bay.....	11	5	0	.688	2nd NFC North	0	1	.000	Wild Card Game	Buffalo	2	2	0	0.500
2010	Green Bay.....	10	6	0	.625	2nd NFC North	4	0	1.000	Super Bowl XLV	Carolina	4	3	0	0.571
2011	Green Bay.....	15	1	0	.938	1st NFC North	0	1	.000	Divisional Game	Chicago	19	7	0	0.731
2012	Green Bay.....	11	5	0	.688	1st NFC North	1	1	.500	Divisional Game	Cincinnati	3	2	0	0.600
2013	Green Bay.....	8	7	1	.531	1st NFC North	0	1	.000	Wild Card Game	Cleveland	3	1	0	0.750
2014	Green Bay.....	12	4	0	.750	1st NFC North	1	1	.500	NFC Championship Game	Dallas	5	3	0	0.625
2015	Green Bay.....	10	6	0	.625	2nd NFC North	1	1	.500	Divisional Game	Denver	2	2	0	0.500
2016	Green Bay.....	10	6	0	.625	1st NFC North	2	1	.667	NFC Championship Game	Detroit	19	7	0	0.731
2017	Green Bay.....	7	9	0	.438	3rd NFC North					Green Bay	0	1	0	0.000
2018	Green Bay.....	4	7	1	.375						Houston	3	1	0	0.750
2020	Dallas.....	6	10	0	.375	3rd NFC East					Indianapolis	2	2	0	0.500
2021	Dallas.....	12	5	0	.714	1st NFC East	0	1	.000	Wild Card Game	Jacksonville	2	2	0	0.500
2022	Dallas.....	12	5	0	.714	2nd NFC East	1	1	.500	Divisional Game	Kansas City	2	2	0	0.500
Totals		155	97	2	.614		11	10	.524		LA Chargers	4	0	0	1.000
											LA Rams	6	3	0	0.667
											Las Vegas	3	1	0	0.750
											Miami	3	1	0	0.750
											Minnesota	18	9	2	0.667
											New England	2	3	0	0.400
											New Orleans	3	4	0	0.429
											N.Y. Giants	9	3	0	0.750
											N.Y. Jets	2	1	0	0.667
											Philadelphia	8	4	0	0.667
											Pittsburgh	0	4	0	0.000
											San Francisco	6	2	0	0.750
											Seattle	5	5	0	0.500
											Tampa Bay	3	4	0	0.429
											Tennessee	2	2	0	0.500
											Washington	5	6	0	0.455
											Totals	155	97	2	0.614

Year	Position, Team
1987-88	Graduate Assistant, Fort Hays State
1989-91	Graduate Assistant, Pittsburgh
1992	Wide Receivers, Pittsburgh
1993-94	Offensive Quality Control, Kansas City Chiefs
1995-98	Quarterbacks, Kansas City Chiefs
1999	Quarterbacks, Green Bay Packers
2000-04	Offensive Coordinator, New Orleans Saints
2005	Offensive Coordinator, San Francisco 49ers
2006-18	Head Coach, Green Bay Packers
2020-22	Head Coach, Dallas Cowboys

★ HEAD COACHES ★

MIKE McCARTHY (155-97-2, 17th Year, 30-20 with Dallas)

The Dallas Cowboys named Mike McCarthy the ninth head coach in franchise history on Jan. 8, 2020, and he has led the franchise to back-to-back playoff appearances for the first time since 2006-07. He has also won 12 games in each of the last two seasons, the first time Dallas posted consecutive seasons with 12-plus wins since 1994-95.

McCarthy is in his 16th year as a head coach - 13 with Green Bay and three with Dallas - along with 13 years as an assistant coach in the NFL, including six as an offensive coordinator.

As a head coach, McCarthy has racked up a 155-97-2 regular season coaching record, and he owns the fifth-most wins (20th all-time) among active NFL coaches. His teams have qualified for the postseason 11 times, won six NFC North Division titles, one NFC East title, made four NFC Championship Game appearances and took home a Super Bowl XLV championship held at AT&T Stadium in Arlington, Texas, following the 2010 NFL season.

In 2022 McCarthy led the charges of a team that finished 12-5 for the second straight season to mark the first time in his career and the first time for Dallas since 1994-95 to record consecutive 12-plus win seasons. En route to the team's second straight playoff berth (first time since 2006-07), the Dallas offense finished third in the league in points (467, fourth in points-per-game) while the defense led the league in takeaways for the second consecutive season.

During his time in Green Bay, McCarthy was known as a prolific offensive mind and the primary play-caller for the Packers. McCarthy's offense finished fourth in the NFL in total offense and third in points-per-game through his 14-year stint with the club.

McCarthy is only the fourth head coach in NFL history to lead a single franchise to eight-or-more consecutive playoff appearances, joining Tom Landry, Chuck Noll and Bill Belichick. Those eight appearances from 2009-16 were more than the rest of the NFC North Division combined over that span (Minnesota, three; Detroit, three; Chicago, one).

McCarthy's nine playoff appearances overall are the most by a Packers coach since the NFL postseason began in 1933, and he guided the Packers to a franchise-record fourth consecutive division title in 2014. With the victory over Dallas in the 2016 playoffs, McCarthy surpassed Vince Lombardi and Mike Holmgren for the most playoff victories in team history (10).

BRIAN DABOLL (9-7-1, 2nd Year)

The New York Giants hired Brian Daboll as the 20th head coach in franchise history on Jan. 28, 2022. Daboll has over 20 years of NFL experience and was hired after spending four years in Buffalo calling the plays for one of the most productive offenses in the NFL.

Daboll enters the 2023 season as the reigning NFL Coach of the Year after leading the Giants to nine regular season victories, the team's first playoff berth in six years and first postseason victory in 11 seasons. It was the Giants first winning season and postseason appearance since 2016.

In four seasons with Buffalo, Daboll helped the Bills make three straight postseasons and win two AFC East titles. Daboll oversaw the development of Josh Allen, and in Allen's first four seasons (2018-21) he made NFL history as the first player with 100 passing touchdowns and 30 rushing scores.

Daboll was voted the AP's NFL Assistant Coach of the Year in 2020 after the Bills finished 13-3 and won the AFC East for the first time since 1995 and made their first AFC Championship appearance since 1994. Daboll helped Allen finish second in the NFL MVP race after setting Buffalo single season franchise records in passing yards (4,544), touchdowns (37), completion percentage (69.2%) and passer rating (107.2).

Prior to Buffalo, Daboll served as the offensive coordinator and quarterbacks coach at Alabama in 2017. While at Alabama, the Crimson Tide won their 17th national championship where he was instrumental in the development of Jalen Hurts and Tua Tagovailoa.

Daboll joined Alabama after spending the previous four seasons with New England, his second stint with the team. Daboll spent a total of 11 seasons with the Patriots and helped the organization win five Super Bowl titles. He was an offensive assistant in 2013 before becoming the tight ends coach from 2014-16.

Daboll spent 2012 as Kansas City's offensive coordinator and 2011 as Miami's offensive play caller. Prior to joining the Dolphins, Daboll took his first offensive coordinator job with the Cleveland Browns, where he served as the play caller in 2009 and 2010 under Head Coach Eric Mangini.

Daboll also had a stop at the N.Y. Jets as the quarterbacks coach (2007-08), where he helped Hall of Fame quarterback Brett Favre earn a Pro Bowl selection after coming out of retirement.

★ SEASON OPENERS ★

The Dallas Cowboys enter their 64th season with the second-highest opening-day win percentage (.627), trailing Denver's .656 win rate. Dallas' 39 opening-day wins are eighth all-time in NFL history.

Dallas won 17 consecutive season-opening games from 1965-81, the longest opening-day win streak in league history.

The Cowboys opened the 2022 campaign with a 19-3 defeat against Tampa Bay. This year Dallas will hit the road to face off with the N.Y. Giants on NBC's *Sunday Night Football* package.

The Cowboys and Giants have opened the season against each other 11 times, with Dallas holding a 10-1 record.

Highest Winning Percentage - Season Openers

Team	G	W/L	Win%
Denver Broncos	62	40-21-1	.656
Dallas Cowboys	63	39-23-1	.627
Minnesota Vikings	62	35-26-1	.574
New England Patriots	61	35-26	.574
Green Bay Packers	90	50-38-2	.568
Pittsburgh Steelers	86	46-35-5	.567

★ COACHES ON OPENING DAY ★

Below is a coach-by-coach look at how the leader of the Cowboys fared on opening day:

Coach	Years	W	L	T	Win Pct	1st Game	Lng Win Strk	Loss Strk
Tom Landry	1960-88	22	6	1	.776	L	17	2
Jimmy Johnson ..	1989-93	3	2	0	.600	L	3	1
Barry Switzer	1994-97	3	1	0	.750	W	2	1
Chan Gailey	1998-99	2	0	0	1.000	W	2	0
Dave Campo	2000-02	0	3	0	.000	L	0	3
Bill Parcells	2003-06	1	3	0	.250	L	1	2
Wade Phillips	2007-10	3	1	0	.750	W	3	1
Jason Garrett	2011-19	5	4	0	.555	L	2	1
Mike McCarthy	2020-22	0	3	0	.000	L	0	3
Totals	1960-22	39	23	1	.629		17	3

Mike McCarthy posted a 9-4 record in 13 career opening day games as a head coach of the Green Bay Packers, a winning percentage (.692) that was tied for fourth over the span of his tenure in Green Bay. He is 0-3 on opening day in his Cowboys tenure after a losses at the LA Rams in 2020 (17-20), at Tampa Bay in 2021 (29-31) and the 2022 defeat against the Buccaneers (3-19).

★ DAL VS. NYG - OPENING DAY ★

In the 63-plus years of Cowboys football, there have been 11 matchups between the Dallas Cowboys and New York Giants on opening weekend. The Cowboys lead the Giants, 10-1, when playing in Week 1.

The first ever season opening contest between Dallas and New York occurred in 1965, resulting in a Cowboys 31-2 victory. Their last opening weekend matchup was in 2019, a 37-17 victory for Dallas.

Date	Opp/ Loc.	Dal W/L	Score	Date	Opp/ Loc.	Dal W/L	Score
9/19/65	Dal	W	31-2	9/8/13	Dal	W	36-31
9/18/66	Dal	W	52-7	9/13/15	Dal	W	27-26
9/8/86	Dal	W	31-28	9/11/16	Dal	L	19-20
9/4/95	NYG	W	35-0	9/10/17	NYG	W	19-3
9/9/07	Dal	W	45-35	9/8/19	Dal	W	35-17
9/5/12	NYG	W	24-17				

★ OPENING DAY PERFORMANCES ★

As the Dallas Cowboys prepare to open their 64th season, let's take a look back at Dallas' top team and individual performances on opening day:

Date	Opponent	TEAM		W/L	Total Yards
		Score	Total Yards		
9/4/78	vs. Baltimore	38-0	W	583	
9/15/68	vs. Detroit	59-13	W	542	
9/12/99	at Washington	41-35 (OT)	W	541	
9/18/66	vs. N.Y. Giants	52-7	W	518	
9/8/19	vs. N.Y. Giants	35-17	W	494	

Date	Opponent	Total Rushing Yards		W/L	Rush Yards
		Score	Total Rushing Yards		
9/4/78	vs. Baltimore	38-0	W	278	
9/4/95	at N.Y. Giants	35-0	W	232	
9/6/81	at Washington	26-10	W	206	
9/15/74	at Atlanta	24-0	W	205	
9/20/70	at Philadelphia	17-7	W	198	

Date	Opponent	Total Passing Yards		W/L	Pass Yards
		Score	Total Passing Yards		
9/8/19	vs. N.Y. Giants	35-17	W	405	
9/9/21	at Tampa Bay	29-31	L	391	
9/15/68	vs. Detroit	59-13	W	381	
9/18/66	vs. N.Y. Giants	52-7	W	374	
9/12/99	at Washington	41-35 (OT)	W	355	

Date	Opponent	Points Scored			W/L
		PF	PA	Points Scored	
9/15/68	vs. Detroit	59	13	W	
9/18/66	vs. N.Y. Giants	52	7	W	
9/19/71	at Buffalo	49	37	W	
9/9/07	vs. N.Y. Giants	45	35	L	
9/9/85	vs. Washington	44	14	W	

Date	Opponent	Total Rushing Yards		Player	Rush Yards
		Score	Total Rushing Yards		
9/4/94	at Pittsburgh	26-9	W	E. Smith	171
9/4/95	at N.Y. Giants	35-0	W	E. Smith	163
9/5/83	at Washington	31-30	W	T. Dorsett	151
9/4/78	vs. Baltimore	38-0	W	T. Dorsett	147
9/7/92	vs. Washington	23-10	W	E. Smith	140

Date	Opponent	Rushing TD		Player	Rush TD
		Score	Total Rushing TD		
9/4/95	at N.Y. Giants	35-0	W	E. Smith	4
9/19/71	at Buffalo	49-37	W	C. Hill	4
--	--	--	--	Many tied	2

Date	Opponent	Total Passing Yards		Player	Pass Yards
		Score	Total Passing Yards		
9/8/19	vs. N.Y. Giants	35-17	W	D. Prescott	405
9/9/21	at Tampa Bay	29-31	L	D. Prescott	403
9/12/99	at Washington	41-35 (OT)	W	T. Aikman	362
9/18/66	vs. N.Y. Giants	52-7	W	D. Meredith	358
9/12/04	at Minnesota	17-35	L	V. Testaverde	355

Date	Opponent	Passing TD		Player	Pass TD
		Score	Total Passing TD		
9/12/99	at Washington	41-35	W	T. Aikman	5
9/18/66	vs. N.Y. Giants	52-7	W	D. Meredith	5
--	--	--	--	Many tied	4

Date	Opponent	Total Receiving Yards		Player	Rec. Yards
		Score	Total Receiving Yards		
9/16/62	vs. Washington	35-35	T	F. Clarke	241
9/18/66	vs. N.Y. Giants	52-7	W	B. Hayes	195
9/8/19	vs. N.Y. Giants	35-17	W	M. Gallup	158
9/24/60	vs. Pittsburgh	28-35	L	J. Doran	154
8/31/97	at Pittsburgh	37-7	W	M. Irvin	153

Date	Opponent	Receiving TD		Player	Rec. TD
		Score	Total Receiving TD		
9/16/62	vs. Washington	35-35	T	F. Clarke	3
9/18/66	vs. N.Y. Giants	52-7	W	D. Reeves	3
--	--	--	--	Many tied	2

★ 2023 DRAFT PICKS ★

The Dallas Cowboys had nine total picks in the 2023 NFL Draft. Below is a snapshot of Dallas' 2023 Draft Class:

2023 Draft Choices

RND. (#)	PLAYER	POS.	COLLEGE
1. (26)	Mazi Smith	DT	Michigan
2. (58)	Luke Schoonmaker	TE	Michigan
3. (90)	DeMarvion Overshown	LB	Texas
4. (129)	Viliami Fehoko Jr.	DE	San Jose State
6. (178)	Eric Scott Jr.	CB	Southern Miss
6. (212)	Deuce Vaughn	RB	Kansas State
7. (244)	Jalen Brooks	WR	South Carolina

All seven of Dallas' draft picks made the initial 53-man roster in 2023, the third time in the last four years that Dallas had all of its rookie draft choices make the team out of training camp. Damone Clark was the only draft pick not to make the initial 53-man roster in 2022.

The Cowboys had three rookie free agents make the roster in 2023 - Brandon Aubrey, Hunter Luepke and T.J. Bass.

★ ROSTER MAKEUP ★

Over the last 10 seasons, the Cowboys opening-day 53-man roster has been constructed with an average of 85.3% veteran players and 14.7% rookies:

Season	Vet%	Rookie%	Season	Vet%	Rookie%
2023	79.2%	20.8%	2018	84.9%	15.1%
2022	77.4%	22.6%	2017	86.8%	13.2%
2021	83.0%	17.0%	2016	86.8%	13.2%
2020	81.1%	18.9%	2015	86.8%	13.2%
2019	88.7%	11.3%	2014	83.0%	17.0%

★ BEAT THE BEST ★

Due to winning the NFC East in 2021, Dallas played a first place schedule in 2022. The Cowboys went 6-2 against teams that finished with a winning record in 2022, the second-most wins and second-highest winning percentage (.750) against teams with a winning record this season:

Highest Win % Against Teams With Winning Record - 2022

Team	W	L	Win%	Team	W	L	Win%
Philadelphia	7	1	.875	Buffalo	5	2	.714
Dallas	6	2	.750	Kansas City	5	2	.714

★ NFL TOP ¹⁰⁰ ★

NFL.com released its annual Top 100 list, voted on by NFL players, to identify the best in the league heading into the 2023 season. Dallas had seven players make this year's Top 100 list, tied for the second-most in the league. Micah Parsons was the highest ranked Cowboy at No. 9, the highest ranking for any Dallas player since Ezekiel Elliott's No. 7 rank in the 2017 list. Below is the list of Cowboys who made the NFL Top 100:

Dallas Cowboys, 2023 NFL Top 100

Player	Rank	Player	Rank
LB Micah Parsons	9	CB Trevon Diggs	60
WR CeeDee Lamb	34	G Zack Martin	68
RB Tony Pollard	55	DE DeMarcus Lawrence	99
QB Dak Prescott	56		

Dallas' seven players tied for the second-most in the league. San Francisco led the pack with eight. Below are the teams with the most players on the 2023 NFL Top 100 list:

Most Players by Team, 2023 NFL Top 100

Team	Players	Team	Players
San Francisco 49ers	8	LA Chargers	6
Dallas Cowboys	7	Miami Dolphins	6
Philadelphia Eagles	7	New York Jets	5

★ 2023 FREE AGENCY ★

At the end of the 2022 season, the Dallas Cowboys had 21 players slotted for free agency - 19 unrestricted and two restricted. The Cowboys added three free agents from other teams in 2023 free agency in addition to acquiring two talented veterans via trade - WR Brandin Cooks and CB Stephon Gilmore. Dallas lost six of its own free agents to other teams, while signing back nine. Below is a list of Dallas' 2023 free agent re-signings, additions and losses:

Free Agent Re-signings (9)

Rico Dowdle	RB
Dante Fowler	DE
C.J. Goodwin	CB
Johnathan Hankins	DT
Tony Pollard (Tagged)	RB
Cooper Rush	QB
Leighton Vander Esch	LB
Donovan Wilson	S
Terence Steele	T

Free Agent Losses (6)

Noah Brown (Hou)	WR
Luke Gifford (Ten)	LB
Connor McGovern (Buf)	G
Jake McQuaide (Det)	LS
Dalton Schultz (Hou)	TE
Carlos Watkins (Ari)	DT

Free Agent Additions (3)

Chuma Edoga (Atl)	OL
Ronald Jones (KC)	RB
Trent Sieg (LV)	LS

Acquired via trade (2)

Brandin Cooks (Hou)	WR
Stephon Gilmore (Ind)	CB

The Cowboys high for free agent signings was eight in 2021, and the most players lost in free agency was 11 in 1995 and 2017:

Most Free Agent Additions	Most Free Agent Losses		
2021	8	1995	11
2012	7	2017	11
2006	6	2021	8
2003	6	2020	8
		2015	8
		1994	8

★ WINNING TRADITION ★

The Dallas Cowboys currently own the league's highest all-time regular season winning percentage by current NFL teams:

Highest Win Percentage - NFL Regular Season

Team	W	L	T	Pct.
Dallas	550	408	6	.574
Green Bay	790	590	38	.572
Baltimore	243	190	1	.561
New England	537	420	9	.561
Chicago	786	624	42	.557

* Since 1972, ties have been calculated as half-win and half loss. Prior to 1972 tie games were ignored in calculating a team's winning percentage. Ties since 1972: Dallas (0), Miami (1) Chicago (1), Green Bay (6).

★ PRIMETIME COWBOYS ★

The Dallas Cowboys appear in five primetime games in 2023 and open the season under the lights at the New York Giants. Dallas has opened up its season in primetime in six of the last 10 years, and this will be the fourth straight season that the Cowboys play their first game of the season in primetime, all broadcast on NBC's *Sunday Night Football*.

Sunday night in New York will mark the Cowboys NFL-high 77th appearance on *SNF*, well ahead of the second place Pittsburgh Steelers who have appeared in 57 NBC *SNF* games.

Thirty-nine of the Cowboys prior 55 NBC *SNF* appearances have averaged at least 20 million viewers - also an NFL-high - and the Cowboys own a 29-26 record in those 55 games.

Overall, Dallas has a 100-82 record in primetime games. The Cowboys went 3-2 in primetime bouts in 2022.

Cowboys All-Time Record in Primetime Games

Day	W	L
Sunday	38	38
Monday	49	35
Tuesday	0	1
Wednesday	1	0
Thursday	7	3
Saturday	5	5
Total	100	82

★ PLAYER HIGHLIGHTS VS. NYG ★

Trevon Diggs - CB

Notched 24 tackles, 10 passes defended and three interceptions, including a pick-six in six career games against the New York Giants.

CeeDee Lamb - WR

Recorded 37 receptions for 494 yards and two scores in six games. His 494 yards against the Giants are the most against any team in his career.

DeMarcus Lawrence - DE

In 15 games against the Giants, totaled 45 tackles, 10.0 sacks and 12 tackles for loss.

Micah Parsons - LB

Notched 2.0 sacks, three tackles for loss and one pass deflected across four matchups.

Tony Pollard- RB

Amassed 404 rushing yards on 84 carries (4.8 avg.) in eight career games against the Giants.

Dak Prescott - QB

Is 10-2 as a starter, completing 261-of-407 passes (64.1%) for 3,147 yards, 23 touchdowns and seven interceptions.

Leighton Vander Esch - LB

Totaled 45 tackles, a tackle for loss and a forced fumble across seven games against the Giants.

★ 2022 STAT COMPARISON ★

(league ranking)

	Cowboys	Giants
Record	12-5	9-7-1
Scoring Avg. (NFL rank)	27.5 (3)	21.5 (15t)
Opp. Scoring Avg. (NFL rank)	20.1 (6)	21.8 (20t)
Total Off. (NFL rank)	354.9 (10)	333.9 (18)
Rushing Off. (NFL rank)	135.2 (8)	148.2 (4)
Passing Off. (NFL rank)	219.8 (14)	185.7 (26)
Total Def. (NFL rank)	330.2 (13)	358.2 (25)
Rushing Def. (NFL rank)	129.3 (22)	144.2 (27)
Passing Def. (NFL rank)	200.9 (8)	214.0 (14)
Kickoff Return Avg.	23.9 (11)	21.3 (23)
Punt Return Avg.	10.4 (8)	6.2 (29)
Turnover Margin	+10 (2)	+3 (11)
Penalties	104	106
Penalty Yards	842	827

★ DATING GAME ★

This week's game against the New York Giants is being played on opening weekend. In the 63-plus years of Cowboys football, there have been six matchups on Sept. 10.

The Cowboys are 3-3 all time on Sept. 10, and their last game on Sept. 10 was against the N.Y. Giants, a 19-3 win to kick off the 2017 season.

Date	Opp/ Loc.	Dal W/L	Score	Date	Opp/ Loc.	Dal W/L	Score
9/10/78	@NYG	W	34-24	9/10/00	@Ari	L	31-32
9/10/89	@NO	L	0-28	9/10/06	@Jac	L	17-24
9/10/95	Den	W	31-21	9/10/17	NYG	W	19-3

★ BOYS OF SEPTEMBER ★

Over the past 10-plus (2013-23) years, Dallas is one-of-eight teams to have a winning percentage of at least .600 through the season's first month. The Cowboys are tied with the LA Rams for the sixth-highest winning percentage in September within the last decade:

Team	W	L	T	Win%	Team	W	L	T	Win%
Kansas City	26	11	0	.703	Baltimore	24	14	0	.632
New England	26	12	0	.684	Dallas	23	14	0	.622
Green Bay	25	12	1	.671	LA Rams	23	14	0	.622
Denver	23	13	0	.639	Seattle	22	15	0	.595

★ ALL IN THE FAMILY ★

The Dallas Cowboys finished 4-2 against the NFC East in 2022 and are 10-2 against divisional foes since the 2021 season. Dallas holds an all-time record of 222-150-4 against NFC East rivals. Below is a look at Dallas' record against the East:

	W	L	T	Pct.	Long Win Str.	Long Loss Str.	Cur. Str.
Washington	76	48	2	.611	10	4	L1
NY Giants	73	47	2	.607	12	6	W4
Philadelphia	73	55	0	.570	11	8	W1
Totals	222	150	4	.596	-	-	L1

★ FAMILY MATTERS ★

The Cowboys have posted a record of 30-12 against their division foes since the start of the 2016 season, a win total that is the second-most divisional wins by any team over that span:

Most Wins Against Own Division Since 2016

Team	W	L	T	Win%	Current Streak
Kansas City	37	5	0	.881	W11
Dallas	30	12	0	.714	L1
Pittsburgh	29	12	1	.702	W2
New England	29	13	0	.690	L1
New Orleans	27	15	0	.643	L1

Dallas was 10-2 against the NFC East the last two seasons, tied with Kansas City for the most divisional wins during that span.

★ SERIES HISTORY ★

Dallas and the N.Y. Giants have squared off 122 times, with Dallas holding a 73-47-2 advantage. The teams faced off in one playoff game - a 2007 Divisional game the Giants won. Dallas and New York battled to a tie in their first-ever meeting. The Cowboys have taken 11 of the last 12 from the Giants. Below is a look at the last 20 meetings:

Date	Loc.	Dal W/L	Score	Date	Loc.	Dal W/L	Score
9/8/13	Dal	W	36-31	9/16/18	Dal	W	20-13
11/24/13	NYG	W	24-21	12/30/18	NYG	W	36-35
10/19/14	Dal	W	31-21	9/8/19	Dal	W	35-17
11/23/14	NYG	W	31-28	11/4/19	NYG	W	37-18
9/13/15	Dal	W	27-26	10/11/20	Dal	W	37-34
10/25/15	NYG	L	20-27	1/3/21	NYG	L	19-23
9/11/16	Dal	L	19-20	10/10/21	Dal	W	44-20
12/11/16	NYG	L	7-10	12/19/21	NYG	W	21-6
9/10/17	Dal	W	19-3	9/26/22	NYG	W	23-16
12/10/17	NYG	W	30-10	11/24/22	Dal	W	28-20

★ INSIDE THE SERIES HISTORY ★

The series between the Dallas Cowboys and New York Giants has been around since Dallas' inaugural season (1960). In total, the clubs have met 122 times, including one postseason game.

In the 122 games of the series there has been:

- * Sixty-one games decided by double digits
- * Twenty-three games decided by 20-plus points
- * Two Thanksgiving Day games - both Dallas wins (1992, 2022)
- * One postseason game, with the Cowboys suffering a 17-21 loss to the N.Y. Giants in the divisional round on 1/13/08
- * Twelve-game winning streak by Dallas from 1974-1980
- * A 45-point win by Dallas (9/8/66) - biggest series win
- * A 31-point win by the N.Y. Giants (10/16/60)
- * A 32-27-1 road record for Dallas and a 40-21-1 mark at home

25

The Dallas Cowboys won 25 games - regular and postseason - the last two seasons, tied with Philadelphia for the fifth-most victories in the NFL since 2021. The last time Dallas won 25 games in a two-year span was 1994-95 (28 wins).

★ HOME IS WHERE THE TDS ARE ★

Dak Prescott has proved to be one of the top quarterbacks in the league when playing at AT&T Stadium. Since he entered the league in 2016, Prescott's 113 total touchdowns (96 passing, 17 rushing) at AT&T Stadium are tied for the fourth-most combined passing and rushing touchdowns at home during that span:

Most Passing and Rushing Touchdowns at Home - NFL Since 2016

Player	Gms	PasTD	RushTD	TotTD
Tom Brady.....	54	118	6	124
Aaron Rodgers.....	52	114	7	121
Russell Wilson.....	52	109	6	115
Dak Prescott.....	50	106	17	113
Kirk Cousins.....	56	96	7	113

Overall, Dallas has scored 196 touchdowns in 57 games at home versus 141 touchdowns in 57 games on the road since 2016. Dallas' 196 home touchdowns lead the NFL over that span:

Most Overall Touchdowns at Home Since 2016 - NFL

Team	Games	TD	TD/G	Pts/G
Dallas.....	57	196	3.44	29.2
New Orleans.....	57	188	3.30	28.0
Seattle.....	57	177	3.11	26.3
Green Bay.....	57	176	3.09	25.8
New England.....	57	175	3.07	26.4

★ HOME COOKING ★

Since AT&T Stadium opened in 2009, Dallas has posted a 66-47 regular season record at home. However, since 2016, the Cowboys have utilized their home field advantage, going 39-18 at AT&T Stadium, tied for the third-most wins in the NFL:

NFL Team Home Wins Since 2016

Team	Games	W	L	T	Win %
Kansas City.....	57	44	13	0	.772
Green Bay.....	57	42	14	1	.746
Baltimore.....	57	39	18	0	.684
Dallas.....	57	39	18	0	.684
Minnesota.....	57	39	18	0	.684
New England.....	57	39	18	0	.684
Pittsburgh.....	57	39	17	1	.693
Buffalo.....	57	38	19	0	.667

★ TOP PERFORMANCES ★

Below are the top individual performances in several offensive categories at AT&T Stadium since it opened in 2009.

Cowboys **Opponents**

Passing Yards.....	T. Romo (506)	E. Manning, NYG (450)
Passing TDs.....	T. Romo (5)	Many tied (4)
Rushing Yards.....	D. Murray (253)	B. Brown, Phi (169)
Rushing TDs.....	D. Murray (3)	A. Jones, GB (4)
	D. Prescott (3)	
	J. Randle (3)	
	T. Pollard (3)	
Receiving Yards.....	A. Cooper (226)	D. Jackson, Phi (210)
Receiving TDs.....	A. Cooper (3)	V. Cruz, NYG (3)
	M. Gallup (3)	

★ AT&T STADIUM RECORD... ★

The Dallas Cowboys finished their 14th season calling AT&T Stadium home. The Cowboys went 8-1 at home in 2022, the most home wins since the venue opened in 2009. Dallas' first game at the venue was on Sept. 20, 2009 - a 31-33 loss to the N.Y. Giants. The club's first win came a week later with a 21-7 decision over Carolina. Below is a breakdown of the club's record on their home turf:

Regular season.....	66-47	
Postseason.....	3-2	
Overall.....	69-49	
	Regular	Post
September.....	16-6	
October.....	15-14	
November.....	17-16	
December.....	16-9	
January.....	2-2	3-2
Playing at noon.....	23-10	
Playing at 3:30.....	24-23	1-2
Playing in prime time.....	19-14	2-0
Thursday.....	7-8	
Saturday.....	1-2	2-0
Sunday.....	54-32	1-2
Monday.....	4-5	
Fully closed stadium.....	42-28	3-2
Fully open stadium.....	12-11	
Roof open, doors closed.....	2-5	
Roof closed, doors open.....	10-3	
Playing against the NFC East.....	27-15	1-0
Playing against the NFC (non-NFC East).....	23-18	2-2
Playing against the AFC.....	16-13	

Team-by-team

Team	W	L	Pct	Team	W	L	Pct
Arizona.....	0	3	.000	Minnesota.....	1	1	.500
Atlanta.....	3	1	.750	New England.....	0	1	.000
Baltimore.....	1	0	1.000	New Orleans.....	2	2	.500
Buffalo.....	1	1	.500	N.Y. Giants.....	9	5	.643
Carolina.....	2	1	.667	N.Y. Jets.....	0	1	.000
Chicago.....	2	2	.500	Philadelphia.....	8	6	.571
Cincinnati.....	2	0	1.000	Pittsburgh.....	1	1	.500
Cleveland.....	1	1	.500	San Francisco.....	1	1	.500
Denver.....	0	2	.000	Seattle.....	2	2	.500
Detroit.....	4	1	.800	Tampa Bay.....	3	1	.750
Green Bay.....	0	3	.000	Tennessee.....	0	2	.000
Houston.....	2	0	1.000	Washington.....	10	4	.714
Indianapolis.....	2	0	1.000				
Jacksonville.....	1	1	.500	Postseason			
Kansas City.....	1	0	1.000	Detroit.....	1	0	1.000
LA Chargers.....	0	2	.000	Green Bay.....	0	1	.000
LA Rams.....	3	1	.750	Philadelphia.....	1	0	1.000
Las Vegas.....	2	1	.667	Seattle.....	1	0	1.000
Miami.....	2	0	1.000	San Francisco.....	0	1	.000

The Cowboys 8-1 home mark in 2022 surpassed the 2018 and 2016 teams for the best home record by a Cowboys team since the stadium opened in 2009:

Most Single Season Wins at AT&T Stadium - Dallas Cowboys

Season	Wins	Consec. Wins	Home Record
2022.....	8	8	8-1
2016.....	7	7	7-1
2018.....	7	4	7-1
2009.....	6	5	6-2
2011.....	5	4	5-3
2013.....	5	3	5-3
2021.....	5	3	5-3
2019.....	5	2	5-3

388.0 **27.5** **4.62**

Dallas' offense has averaged 388.0 yards-per-game at AT&T Stadium - second-most in the NFL at home since 2009.

The Cowboys have scored 27.5 points-per-game at home since moving into AT&T Stadium - fourth in the NFL.

Dallas has averaged 4.62 yards-per-rush at home since 2009, second in the NFL behind Buffalo (4.69).



★ THE DALLAS COWBOYS - A CHAMPIONSHIP TRADITION ★

SUPER BOWL CHAMPIONSHIPS

New England Patriots.....	6
Pittsburgh Steelers.....	6
DALLAS COWBOYS.....	5
San Francisco 49ers.....	5
Green Bay Packers.....	4
New York Giants.....	4
Denver Broncos.....	3
Kansas City Chiefs.....	3
Oakland Raiders.....	3
Washington Commanders.....	3

POSTSEASON GAMES

DALLAS COWBOYS ...	66
Pittsburgh Steelers.....	63
Green Bay Packers.....	61
New England Patriots.....	59
San Francisco 49ers.....	59
StL/LA Rams.....	53
Minnesota Vikings.....	52

SUPER BOWL APPEARANCES

New England Patriots.....	11
DALLAS COWBOYS.....	8
Pittsburgh Steelers.....	8
Denver Broncos.....	8
San Francisco 49ers.....	7
Green Bay Packers.....	5
Kansas City Chiefs.....	5
Miami Dolphins.....	5
New York Giants.....	5
Oakland Raiders.....	5
Washington Commanders.....	5

CONSEC. POSTSEASON APPEARANCES

New England Patriots (2009-19) ...	11
DALLAS COWBOYS (1975-83) ...	9
Indianapolis Colts (2002-10).....	9
DALLAS COWBOYS (1966-73) ...	8
Pittsburgh Steelers (1972-79).....	8
Los Angeles Rams (1973-80).....	8
San Francisco 49ers (1983-90).....	8

POSTSEASON VICTORIES

New England Patriots.....	37
DALLAS COWBOYS ...	36
Pittsburgh Steelers.....	36
Green Bay Packers.....	36
San Francisco 49ers.....	36
StL/LA Rams.....	26
Oak/LV Raiders.....	25
New York Giants.....	25
Philadelphia Eagles.....	25

CONSECUTIVE WINNING SEASONS

DALLAS COWBOYS (1966-85) ...	20
New England Patriots (2001-19) ...	19
Oakland Raiders (1965-80).....	16
San Francisco 49ers (1983-98) ...	16
Chicago Bears (1930-44).....	15
Green Bay Packers (1934-47) ...	14

POSTSEASON APPEARANCES

DALLAS COWBOYS ...	35
Green Bay Packers.....	35
Pittsburgh Steelers.....	33
New York Giants.....	33
Minnesota Vikings.....	33
Cle./StL/LA Rams.....	31
Philadelphia Eagles.....	30
Indianapolis Colts.....	29
San Francisco 49ers.....	29
New England Patriots.....	28
Chicago Bears.....	27

ALL-TIME REGULAR SEASON WINNING %

DALLAS COWBOYS.....	0.574
Green Bay Packers.....	0.572
Baltimore Ravens.....	0.561
New England Patriots.....	0.561
Chicago Bears.....	0.557
Miami Dolphins.....	0.552
Minnesota Vikings.....	0.548

45 SEASONS OF .500-OR-BETTER			35 POSTSEASON APPEARANCES			25 DIVISION TITLES		16 NFL/NFC CHAMPIONSHIP GAME FINALIST			8 NFC CHAMPIONSHIPS		5 SUPER BOWL CHAMPIONSHIPS	
1965	1982	2009	1966	1991		1966	1992	1966	1975	1992	1970	1992	1971	1992
1966	1983	2011	1967	1992		1967	1993	1967	1977	1993	1971	1993	1977	1993
1967	1984	2012	1968	1993		1968	1994	1970	1978	1994	1975	1995		1995
1968	1985	2013	1969	1994		1969	1995	1971	1980	1995	1977			
1969	1991	2014	1970	1995		1970	1996	1972	1981		1978			
1970	1992	2016	1971	1996		1971	1998	1973	1982					
1971	1993	2017	1972	1998		1973	2007							
1972	1994	2018	1973	1999		1976	2009							
1973	1995	2019	1975	2003		1977	2014							
1974	1996	2021	1976	2006		1978	2016							
1975	1998	2022	1977	2007		1979	2018							
1976	1999		1978	2009		1981	2021							
1977	2003		1979	2014		1985								
1978	2005		1980	2016										
1979	2006		1981	2018										
1980	2007		1982	2021										
1981	2008		1983	2022										
			1985											



★ PRO BOWL COWBOYS ★

Since 2010 Dallas has selected 18 players in the NFL Draft that have gone on to make at least one Pro Bowl - the most in the NFL over that span (Kansas City, 16; Minnesota, 15). Since 1989 Dallas has sent 57 different players to the Pro Bowl, and of those, Dallas drafted 40. Additionally, 30 Cowboys draft picks have been selected to 91 Pro Bowls since 2002, which is 11 more than any other team over that span (Kansas City, 79 Pro Bowl selections):

COWBOYS PRO BOWL DRAFT PICKS SINCE 2002 (BY YEAR DRAFTED)

- 2002: Roy Williams (5)
- 2002: Andre Gurode (5)
- 2003: Terence Newman (2)
- 2003: Jason Witten (11)
- 2005: DeMarcus Ware (9 - 7 with Dallas)
- 2005: Marion Barber (1)
- 2005: Jay Ratliff (4)
- 2006: Jason Hatcher (1)
- 2007: Anthony Spencer (1)
- 2007: Nick Folk (1)
- 2008: Mike Jenkins (1)
- 2008: Martellus Bennett (1 - with Chicago)
- 2010: Sean Lee (2)
- 2010: Dez Bryant (3)
- 2011: Tyron Smith (8)



- 2011: DeMarco Murray (3 - 2 with Dallas)
- 2011: Dwayne Harris (1 - with N.Y. Giants)
- 2013: Travis Frederick (5)
- 2014: Zack Martin (8)
- 2014: DeMarcus Lawrence (3)
- 2015: Byron Jones (1)
- 2016: Dak Prescott (2)
- 2016: Ezekiel Elliott (3)
- 2016: Jaylon Smith (1)
- 2018: Leighton Vander Esch (1)
- 2019: Tony Pollard (1)
- 2020: CeeDee Lamb (2)
- 2020: Trevon Diggs (2)
- 2020: Tyler Biadasz (1)
- 2021: Micah Parsons (2)

DAK PRESCOTT NOTES



All-Time Ranks - Cowboys QBs

- 1st** - Completion Pct. (66.6%)
- 2nd** - Passing Touchdowns (166)
- 3rd** - Passing Yards (24,943)
- Attempts (3,283)
- Completions (2,185)
- 5th** - Total Wins (61)

2023 DALLAS COWBOYS



★ BALL SECURITY ★

Despite a career-high 15 interceptions in 2022, Dak Prescott has found a way to avoid the negative play throughout his NFL tenure. Prescott's 2.0% career interception rate is fourth among active quarterbacks who have at least 1,500 career pass attempts:

Interception Percentage Among Active NFL QBs Min. 1,500 Attempts

Player	Att	INT	INT%
Aaron Rodgers	7,660	105	1.4%
Patrick Mahomes	2,993	49	1.6%
Russell Wilson	5,218	98	1.9%
Dak Prescott	3,283	65	2.0%
Derek Carr	4,958	99	2.0%
Jared Goff	3,502	70	2.0%
Kirk Cousins	4,866	105	2.2%
Case Keenum	2,180	78	2.2%
Josh Allen	2,566	60	2.3%
Matthew Stafford	7,128	169	2.4%

Prescott also has the fifth-lowest interception percentage among any quarterback through their first 97 career starts (min. 1,750 attempts):

Lowest Interception Percentage - First 97 Career Starts min. 1,750 attempts

Player	Att	INT	INT%
Patrick Mahomes	2,993	49	1.6%
Aaron Rodgers	3,209	54	1.7%
Justin Herbert	1,966	35	1.8%
Derek Carr	3,413	62	1.8%

★ LEADING THE CHARGE ★

Dak Prescott has led the Cowboys offense to the top of the league year-after-year. In the last two seasons, no team has averaged more points-per-game with their starting quarterback than the Dallas Cowboys. Since 2021, the Cowboys are scoring 28.4 offensive points-per-game when Prescott is under center:

Most Points-Per-Game With Starting Quarterback NFL - 2021-22

QB, Team	GS	PPG
Dak Prescott, Dal	28	28.4
Josh Allen, Buf	33	27.5
Patrick Mahomes, KC	34	27.4
Joe Burrow, Cin	32	26.5
Jalen Hurts, Phi	30	25.9

★ DAK TO THE FUTURE ★

Midway through his seventh pro season, Dak Prescott ranks first in completion percentage (66.6%), second in passing touchdowns (166), third in completions (2,185), attempts (3,283), passing yards (24,943) and fifth in wins (61) in regular season team history:

Dallas Cowboys All-Time QB Chart

WINS AS STARTER	PASSING YARDS
Troy Aikman 94	Tony Romo 34,183
Roger Staubach 85	Troy Aikman 32,942
Tony Romo 78	Dak Prescott 24,943
Danny White 62	Roger Staubach 22,700
Dak Prescott 61	Danny White 21,959
ATTEMPTS	PASSING TOUCHDOWNS
Troy Aikman 4,715	Tony Romo 247
Tony Romo 4,335	Dak Prescott 166
Dak Prescott 3,283	Troy Aikman 165
Roger Staubach 2,958	Danny White 155
Danny White 2,950	Roger Staubach 153
COMPLETIONS	COMPLETION PCT
Troy Aikman 2,898	Dak Prescott 66.6%
Tony Romo 2,829	Tony Romo 65.3%
Dak Prescott 2,185	Troy Aikman 61.5%
Danny White 1,761	Danny White 59.7%
Roger Staubach 1,685	Roger Staubach 57.0%

★ QB WINS ★

Entering his eighth season as the Dallas Cowboys quarterback, Dak Prescott has proven to be a winner, as his 61 victories rank fifth in team history. His 13 wins in 2016 were the most by a rookie quarterback in NFL history, and his 61 career wins are tied for the fifth-most among quarterbacks since 2016:

Wins by Starting NFL QB - 2016-22

Player	W	L	T	Win%
Tom Brady, NE/TB	79	31	0	.718
Aaron Rodgers, GB/NYJ	67	36	1	.649
Patrick Mahomes, KC	64	16	0	.800
Russell Wilson, Sea/Den	62	45	1	.579
Dak Prescott, Dal	61	36	0	.629
Kirk Cousins, Was/Min	61	49	2	.554

Since 2016, Prescott is tied for the second-most wins against his division, going 27-7 in games he has started against the NFC East:

Player	Wins	Player	Wins
Tom Brady, NE/TB	31	Patrick Mahomes, KC	27
Dak Prescott, Dal	27	Aaron Rodgers, GB/NYJ	25

DAK PRESCOTT NOTES, CONT.

★ DAK'S RECORD WHEN... ★

Since taking over as Dallas' starting quarterback in 2016, Dak Prescott has compiled a 61-36 regular season record in 97 career starts, and he is 2-4 in the postseason. Below is a look at Prescott's record under several different circumstances:

	Regular	Post
Playing at home:	35-15	1-2
Playing on the road:	26-21	1-2
Playing indoors:	32-14	1-2
Playing outdoors:	29-22	1-2
Playing against the NFC East:.....	27-7	
Playing against the NFC (non-NFC East): ..	21-16	2-4
Playing against the AFC:	13-13	
Playing on Thursday:.....	8-5	
Playing on Saturday:.....	2-0	1-1
Playing on Sunday:.....	45-29	0-3
Playing on Sunday night.....	10-7	
Playing on Monday night:	4-1	1-0
Playing on artificial turf:	46-25	1-2
Playing on natural grass:	15-11	1-2
Offense totals over 400 yards:	37-11	1-1
Throws for over 300 yards:	13-8	1-1
Throws for 200-299 yards:	37-17	1-3
Attempts more than 30 passes.....	32-31	2-4
Throws only one touchdown:	17-7	1-3
Throws more than one touchdown:	37-15	1-1
Completes 65.0%-or-more of his passes:....	44-13	2-0
Averages more than 7.0 yards-per-attempt...	48-11	1-2
Has more than one Big Play (25+) passing ...	34-13	2-1
Throws no interceptions:	41-11	1-1
Throws one interception:	13-14	1-2
Throws more than one interception:	6-12	0-1
Records at least 100.0 passer rating:	43-7	1-1
Commits no turnovers.....	34-7	1-1
Against teams with winning record:	19-17	1-4
Against teams with .500 record:	12-9	
Against teams with losing record:	30-9	1-0
Has between one-five rush attempts	55-28	0-4
Has five-or-more rush attempts	22-8	2-0
Sacked one time-or-less:	34-11	2-2
Sacked more than once:	27-25	0-2
September:	12-9	
October:	14-7	
November:	15-11	
December:	19-6	
January:.....	1-3	2-4

Team-by-team						
Team	W	L	Pct	Team	W	L Pct
Arizona.....	1	1	.500	Minnesota.....	2	1 .667
Atlanta.....	3	1	.750	New England... 1	1	.500
Baltimore.....	1	0	1.000	New Orleans... 2	1	.667
Buffalo.....	0	1	.000	N.Y. Giants ... 10	2	.833
Carolina.....	1	1	.500	N.Y. Jets 0	1	.000
Chicago.....	2	1	.667	Philadelphia... 8	3	.727
Cincinnati.....	1	0	1.000	Pittsburgh..... 1	0	1.000
Cleveland.....	1	1	.500	San Francisco . 2	0	1.000
Denver.....	0	2	.000	Seattle 0	3	.000
Detroit.....	4	0	1.000	Tampa Bay..... 2	2	.500
Green Bay.....	1	3	.250	Tennessee..... 1	1	.500
Houston.....	1	1	.500	Washington.... 9	2	.818
Indianapolis... 1	1	.500				
Jacksonville... 1	1	.500				
Kansas City.... 1	1	.500				
LA Chargers.... 1	1	.500				
LA Rams.....	1	2	.333			
Las Vegas.....	1	1	.500			
Miami.....	1	0	1.000			

Postseason		
Green Bay.....	0	1 .000
L.A. Rams.....	0	1 .000
San Francisco .	0	2 .000
Seattle.....	1	0 1.000
Tampa Bay.....	1	0 1.000

★ QBs MULTIPLE TOUCHDOWNS ★

Dak Prescott had a career-best 11 multi-passing touchdown games in 2021 and recorded eight multi-score games in 2022. His 52 career games with two-or-more touchdown passes are second in team history:

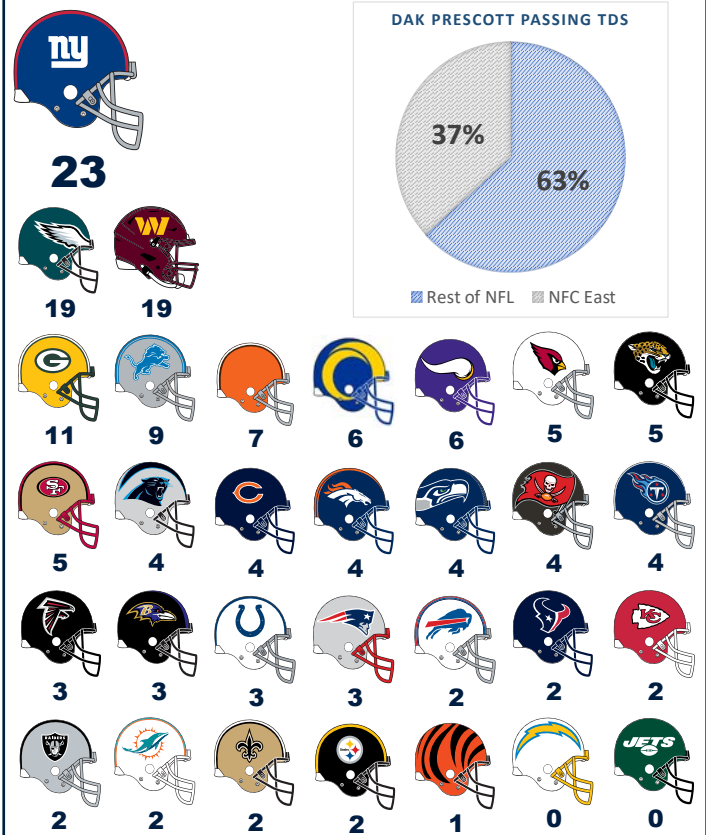
Multiple Passing Touchdown Games - Dallas Cowboys			
Player	Games	Player	Games
Tony Romo.....	79	Danny White.....	44
Dak Prescott.....	52	Troy Aikman.....	43
Roger Staubach.....	48	Don Meredith.....	41

Prescott also has 30 games with three-or-more touchdown passes in his career - second on the team's all-time three-touchdown games list:

Three Passing Touchdown Games - Dallas Cowboys			
Player	Games	Player	Games
Tony Romo.....	40	Roger Staubach.....	17
Dak Prescott.....	30	Don Meredith.....	14
Danny White.....	20	Troy Aikman.....	10

★ PRESCOTT TDs BY TEAM ★

Dak Prescott has thrown a touchdown pass against 29 of the other 31 NFL teams in the regular season. Below is a team-by-team breakdown of his touchdowns through the air:



Prescott was awarded the Walter Payton Man of the Year Award for the 2022 season. Prescott was the fourth player in franchise history to win the award, joining Roger Staubach (1978), Troy Aikman (1997) and Jason Witten (2012). As the winner, Prescott received a \$250,000 donation to his Faith Fight Finish (FFF) Foundation, and he will wear a patch depicting the trophy on his uniform for the rest of his playing career.

DAK PRESCOTT NOTES, CONT.

★ RAYNE MAN ★

Dak Prescott has proven to be a threat with his feet during his career, ranking first in franchise history in rushing scores (26) and second in rushing yards (1,642) and carries (352) among Cowboys quarterbacks all-time:

Prescott's 26 rushing scores since his rookie season are tied for third by any NFL quarterback from 2016-22:

QB Rush TDs - 2016-22	
Player	Rush TDs
Josh Allen, Buf.....	38
Cam Newton, Car/NE.....	32
Dak Prescott, Dal.....	26
Jalen Hurts, Phi.....	26
Lamar Jackson, Bal.....	24
Kyler Murray, Ari.....	23

★ THIRD DOWN DARLING ★

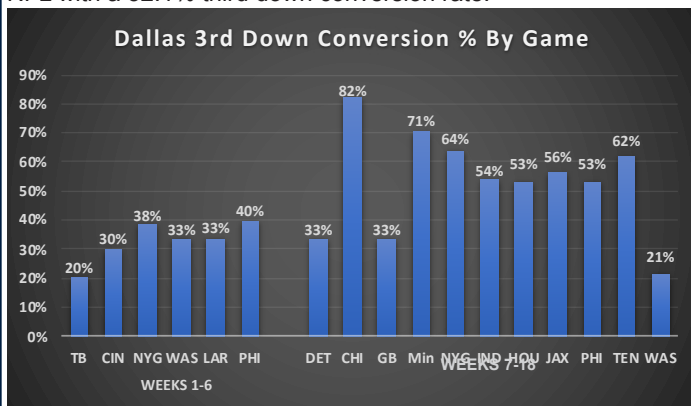
Dak Prescott's ability to make the play that extends the drive on third down should not be overlooked, as he posted a first down on 59-of-124 third down chances in 2022 - the third-highest third down conversion rate among NFL quarterbacks:

Third Down Conversion Rate - 2022 NFL QBs min. 50 third down chances

Player	Att.	Conv.	1stD Pct
Patrick Mahomes, KC...	164	82	50.0%
Josh Allen, Buf.....	168	84	50.0%
Dak Prescott, Dal.....	124	59	47.6%
Jimmy Garoppolo, SF..	103	48	46.6%
Joe Burrow, Cin.....	180	82	45.6%

Third down chances include passing attempts, quarterback rushing attempts and sacks on third down plays this season.

When Prescott returned from a thumb injury in Week 7, the Cowboys led the NFL in third down offense, converting 52.3% of their third down chances and ranked fifth (45.5%) in the NFL spanning the entire season. After Week 6, Dallas was 29th in the NFL with a 32.1% third down conversion rate.



Dallas converted at least 50.0% of its third downs in seven consecutive games (at Min, 11/20 - at Ten, 12/29), the first time that the Cowboys went seven straight games with a 50.0% conversion rate-or-better since a seven-game streak in 2014 (at Cle, 9/7 - vs. Cin, 10/5).

Below is a breakdown of the Cowboys third down conversions by distance in 2022:

3rd & Short (<4 Yds)	3rd & Med (4-6 Yds)	3rd & Long (>6 Yds)	3rd & 10+
53-79 (67.1%)	21-51 (41.2%)	31-101 (30.7%)	16-57 (28.1%)
Rank: 4th	Rank: 19th	Rank: t-5th	Rank: 5th

★ QB RATINGS AT 100.0 ★

Dak Prescott established the most games with a 100.0 passer rating by a quarterback in a season in team history with 11 in 2016. Prescott had six games with a 100.0 rating in 2022, and his 50 games with at least a 100.0 rating are second in team history:

Career 100.0 QB Rating Games - Cowboys History

Player	Games	Player	Games
Tony Romo.....	67	Roger Staubach.....	37
Dak Prescott.....	50	Danny White.....	33
Troy Aikman.....	44	Craig Morton.....	24

Prescott's 50 games with at least a 100.0 rating from 2016-22 are the second-most 100.0 rating games by a quarterback through seven seasons in NFL history:

100.0 QB Rating Games - First Seven Seasons

Player	Games	Seasons
Russell Wilson.....	56	2012-18
Dak Prescott.....	50	2016-22
Patrick Mahomes.....	47	2018-22
Matt Ryan.....	43	2008-14
Ben Roethlisberger.....	42	2004-10
Andy Dalton.....	42	2011-17

★ FOURTH QUARTER WINS ★

Since taking over as the Dallas Cowboys starting quarterback in 2016, Dak Prescott has engineered his share of fourth quarter wins for the club. Included in his 61 regular season wins as a starter are 19 occasions in which he led the team to victory when the club was tied or trailing in the fourth quarter or overtime. Prescott's 19 wins are the second-most by a Dallas signal caller:

4th Quarter/OT Wins - Cowboys

Quarterback	Wins	Quarterback	Wins
Tony Romo.....	24	Roger Staubach.....	13
Dak Prescott.....	19	Danny White.....	11
Troy Aikman.....	15		

Below is a look at each of Prescott's 19 games in which the game was tied or the team trailed in the fourth quarter to pull out the win and his fourth quarter/overtime stats:

Date	Opp	Score	Time Left	Att	Com	Yds	TD	Int	Final Score
9/18/16	@Was	20-23	15:00	7	6	66	0	0	27-23
10/30/16	PHI*	13-23	7:48	20	11	135	2	0	29-23
11/13/16	@Pit	29-30	0:42	11	10	83	0	0	35-30
12/1/16	@Min	7-9	14:11	4	2	26	1	0	17-15
12/18/16	TB	17-20	15:00	6	6	41	0	0	26-20
9/25/17	@Ari	14-14	14:45	3	3	94	1	0	28-17
12/10/17	@NYG	10-10	9:29	6	4	158	2	0	30-10
12/17/17	@Oak	17-17	6:30	6	5	82	0	0	20-17
12/31/17	@Phi	0-0	12:19	9	6	75	1	0	6-0
9/30/18	DET	23-24	2:17	11	7	99	0	0	26-24
11/11/18	@Phi	20-20	7:27	8	7	88	1	0	27-20
11/18/18	@Atl	19-19	1:52	6	4	45	0	0	22-19
12/9/18	PHI*	23-23	1:39	12	11	94	1	0	29-23
12/30/18	@NYG	28-32	3:21	10	5	78	1	0	36-35
9/20/20	Atl	24-36	15:00	21	13	182	1	0	40-39
9/19/21	@LAC	17-17	3:54	8	7	47	0	0	20-17
10/17/21	@NE*	29-29	7:53	5	5	71	1	0	35-29
12/11/22	Hou	20-23	3:20	7	6	79	0	0	27-23
12/24/22	Phi	27-34	9:59	10	7	127	1	0	40-34

**italics indicate overtime and are reflected in the stats totals*

Amongst all NFL quarterbacks, Prescott is tied for the sixth-most game-winning drives from 2016-22:

Game-Winning Drives - NFL (2016-22)

Player	Drives	Player	Drives
Derek Carr.....	28	Ryan Tannehill.....	19
Kirk Cousins.....	24	Dak Prescott.....	19
Matthew Stafford.....	22	Tom Brady.....	19
Russell Wilson.....	21	Drew Brees.....	18
Ben Roethlisberger.....	20	Aaron Rodgers.....	18

**Game Winning Drive = Fourth quarter drive that puts team ahead for the final time*

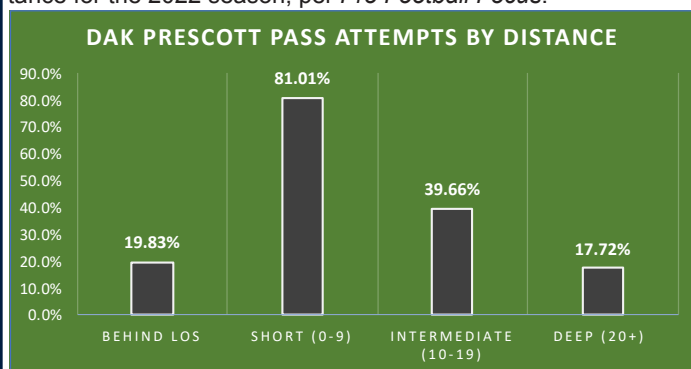
**4th Quarter Comeback = Offense overcomes a deficit to win the game*

Additionally, Prescott is 23-of-28 on pass attempts in overtime in his career, which at 82.1% is the second-highest completion percentage in overtime of any quarterback in Cowboys history, trailing only Troy Aikman (84.8%).

DAK PRESCOTT NOTES, CONT.

★ PASSING DEPTH CHART ★

Below is a chart that details Dak Prescott's attempts by distance for the 2022 season, per *Pro Football Focus*:



Outside Left	Between Numbers	Outside Right
8/16	5/18	5/8
243	136	190
3 TD, 0 INT	1 TD, 3 INT	2 TD, 0 INT
135.4 NFL	37.5 NFL	145.9 NFL
12/27	28/46	11/21
180	478	150
2 TD, 3 INT	2 TD, 2 INT	3 TD, 3 INT
52 NFL	92.5 NFL	75.5 NFL
31/35	88/118	30/39
249	803	236
3 TD, 0 INT	3 TD, 3 INT	3 TD, 1 INT
124.9 NFL	90.5 NFL	106.4 NFL
11/11	19/21	13/15
41	75	79
0 TD, 0 INT	0 TD, 0 INT	1 TD, 0 INT
82.2 NFL	81.5 NFL	110.3 NFL

Statistics: COM/ALL
YDS (YAC)

★ PASS PROTECTION ★

The Cowboys started 2022 first round draft pick Tyler Smith at left tackle in their season opener against the Tampa Bay Buccaneers due to an injury to Tyron Smith in training camp. Tyler Smith became the first Cowboys rookie to start at left tackle in the season opener.

Overall, the Dallas offensive line was blitzed on 28.7% of its passing plays, the ninth-highest rate in the league. Despite the amount of pressure, the Cowboys were fourth in the NFL with 27 allowed sacks. Additionally, the Cowboys allowed 190 pressures, the 10th-fewest in the NFL per PFF.

Least Pressures Allowed, per PFF - 2022

Team	PrsrAllwd	Team	PrsrAllwd
Tampa Bay	151	San Francisco	172
Carolina	152	New England	174
Green Bay	161	Cincinnati	182
Atlanta	164	Detroit	188
New Orleans	167	Dallas	190

The Cowboys allowed 27 sacks on 600 dropbacks this season, a 4.6% sack rate that was fifth in the league:

Lowest Sack Rates - 2022

Team	Sack %	Team	Sack %
Tampa Bay	2.8%	Jacksonville	4.5%
Kansas City	3.8%	Dallas	4.6%
Detroit	3.9%	Las Vegas	5.0%

★ ZERO TO 400, REAL QUICK ★

Dak Prescott has nine career 400-yard games, a franchise record and tied with Patrick Mahomes for the most by any passer since 2016:

Player	400-Yd Games
Dak Prescott	9
Patrick Mahomes	9
Kirk Cousins	7
Tom Brady	7

Prescott's nine 400-yard games are also tied for the second-most by any passer in the first seven seasons of a career:

Player	Seasons	400-Yd Games
Dan Marino	1984-89	10
Dak Prescott	2016-22	9
Patrick Mahomes	2018-22	9
Matthew Stafford	2009-15	7

Dak Prescott Career 400-Yard Games

Opp, Date	Att	Com	Yards	W/L
vs. Cle, 10/4/20	58	41	502	L
at Sea, 9/27/20	57	37	472	L
vs. GB, 10/6/19	44	27	463	L
vs. Phi, 12/9/18	54	42	455	W
vs. Atl, 9/20/20	47	34	450	W
at NE, 10/17/21	51	31	445	W
at Det, 11/17/19	46	29	444	W
vs. NYG, 9/8/19	32	25	405	W
at TB, 9/9/21	58	42	403	L

Prescott is the only quarterback in Cowboys history to pass for 400 yards in consecutive games, and his three-game streak is tied with Ryan Fitzpatrick (2018) for the longest streak in NFL history.

Prescott set an NFL record by passing for at least 450 yards in three straight games (vs. Atl, 9/20/20 - vs. Cle, 10/4/20), surpassing Jameis Winston (two game streak in 2019):

Prescott's 1,424 yards over the three-game stretch (vs. Atl, 9/20/20 - vs. Cle, 10/4/20) are the most by any NFL quarterback over a three-game stretch in league history.

★ GUN OR CENTER? ★

Heading into his eighth season, Dak Prescott has lined up in the shotgun on 79.6% of his dropbacks. Below are his career stats when lining up under center and in shotgun:

Dak Prescott Gun vs. Center - 2016-22

Shotgun	Under Center
Attempts: 2,615	Attempts: 668
Completions: 1,713	Completions: 472
Completion Pct: 65.5%	Completion Pct: 70.7%
Passing Yards: 19,208	Passing Yards: 5,735
TD: 131	TD: 35
INT: 52	INT: 13
Passer Rating: 95.7	Passer Rating: 106.1

★ FOUR STAR RATING ★

Dak Prescott reached 1,500 pass attempts in the first week of 2019, qualifying him for the all-time NFL passing record books. Prescott ranks eighth in NFL annals in QB Rating, edging out Tony Romo (97.1) as the highest-rated passer in Cowboys history:

All-Time NFL Quarterback Rating

Player	Att	Cmp	Pct	Yds	TD	Int	Ratio	Rate
Patrick Mahomes	2,993	1,985	66.3	24,241	192	49	3.92	105.7
Aaron Rodgers	7,660	5,001	65.3	59,005	475	105	4.52	103.6
Deshawn Watson	1,918	1,285	67.0	15,641	111	41	2.71	102.3
Joe Burrow	1,530	1,044	68.2	11,774	82	31	2.65	100.4
Russell Wilson	5,218	3,337	64.6	40,583	308	98	3.14	100.2
Jimmy Garoppolo	1,726	1,167	67.6	14,289	87	42	2.07	99.6
Drew Brees	10,551	7,142	67.7	80,358	571	243	2.35	98.7
Dak Prescott	3,283	2,185	66.6	24,943	166	65	2.55	97.8
Kirk Cousins	4,866	3,249	66.8	37,140	252	105	2.40	97.8
Tom Brady	12,050	7,753	64.3	89,214	649	212	3.06	97.2

TONY POLLARD NOTES



2022 Stats (NFL Rank)

5.94 Yards-Per-Touch (1st)

3.82 YAC Per Rush (1st)

5.22 Yards-Per-Carry (3rd)

2 50-Yd TD rushes (T-2nd)

★ YARDS AFTER CONTACT ★

Known mostly for his explosive play style, Tony Pollard also showed to be a tough back to bring down, as his 3.82 yards after contact-per-rush led the NFL in 2022, per PFF (min. 100 carries):

Yards After Contact Per Rush Attempt - NFL 2022 min. 100 carries

Player	YAC/Att	Player	YAC/Att
Tony Pollard, Dal	3.82	Tyler Allgeier, Atl.....	3.58
Rhymondre Stevenson, NE	3.81	Raheem Mostert, Mia.....	3.52
Khalil Herbert, Chi.....	3.67	Nick Chubb, Cle.....	3.48
Derrick Henry, Ten.....	3.60	Josh Jacobs, LV.....	3.40

Dallas rushers punished opposing defenses after initial contact in 2022. The Cowboys totaled 1,577 yards after contact on rushes, sixth in the NFL:

Team Rushing Yards After Contact - NFL 2022

Team	YAC	Team	YAC
Chicago	2,007	Dallas	1,577
Atlanta	1,807	Carolina	1,478
Cleveland.....	1,709	Washington.....	1,468
Tennessee	1,612	N.Y. Giants.....	1,448
Baltimore	1,592	Philadelphia.....	1,434

★ BIG PLAY TONY ★

Tony Pollard recorded a 57-yard touchdown run at the LA Rams (10/9) just three weeks before outrunning the Chicago Bears defense for a 54-yard touchdown (10/30). Pollard is no stranger to explosive plays, especially on the ground. Since 2020 he has tallied five touchdown runs of 40-plus yards, tied for the most in the NFL in that span:

Most 40-Plus Yard Rushing TDs - 2020-22

Player	40-Yd TD	Player	40-Yd TD
Tony Pollard, Dal	5	Melvin Gordon, Den.....	3
Jonathan Taylor, Ind.....	5	Rashaad Penny, Sea.....	3
Derrick Henry, Ten.....	5	Miles Sanders, Phi.....	3
Nick Chubb, Cle.....	4	Justin Fields, Chi.....	3
Dalvin Cook, Min.....	3		

Pollard was also one-of-seven players with three-or-more 50-yard rushes in the last two seasons:

Most 50-Yard Rushes - 2021-22

Player	50-Yd Rush	Player	50-Yd Rush
Jonathan Taylor, Ind.....	4	D'Andre Swift, Det.....	3
Derrick Henry, Ten.....	4	Dalvin Cook, Min.....	3
Justin Fields, Chi.....	4	Kenneth Walker III, Sea.	3
Tony Pollard, Dal	3		

★ CAN'T TOUCH THIS ★

Tony Pollard led the Cowboys with 1,007 rushing yards on 193 carries (5.2 avg.) while adding 39 receptions for 371 yards. Pollard's 5.9 yards-per-touch led all NFL running backs in 2022 - min. 150 touches:

Yards-Per-Touch - NFL 2022 min. 150 touches

Player, Team	Touch	Yds	Yds/Touch
Tony Pollard, Dal	232	1,378	5.94
Christian McCaffrey, Car/SF	329	1,880	5.71
Travis Etienne Jr., Jac.....	255	1,441	5.65
Aaron Jones, GB.....	272	1,516	5.57
Nick Chubb, Cle.....	329	1,764	5.36

After finishing second among running backs in rushing average (5.53) in 2021, Pollard continued his efficiency on the ground in 2022. Pollard finished third among running backs with 5.22 yards-per-carry:

Highest Rushing Average Among RBs - 2022

Player, Team	Att	Yds	Avg.
Khalil Herbert, Chi.....	129	731	5.67
Aaron Jones, GB.....	213	1,121	5.26
Tony Pollard, Dal	193	1,007	5.22
Travis Etienne Jr., Jax.....	220	1,125	5.11

Pollard had a career-high seven games with 100 scrimmage yards in 2022 and has 12 for his career. He was the first Cowboy with seven games of 100-plus scrimmage yards in a season since Ezekiel Elliott had nine in 2019.

Tony Pollard Career 100-Yard Scrimmage Games

Opp, Date	Rush Yds	Rec Yds	Tot Yds
at Min, 11/20/22	80	109	189
vs. Chi, 10/30/22.....	131	16	147
vs. LAR, 12/15/19.....	131	12	143
at LAC, 9/19/21.....	109	31	140
vs. SF, 12/20/20.....	69	63	132
vs. Mia, 9/22/19.....	103	25	128
at GB, 11/13/22.....	115	13	128
vs. Det, 10/23/22.....	83	26	109
vs. Ind, 12/4/22.....	91	15	106
at Jax, 12/18/22.....	75	31	106
at NYG, 9/26/22.....	105	0	105
vs. NYG, 10/10/21.....	75	28	103

5.0

Tony Pollard averaged 5.53 yards-per-carry in 2021 and 5.22 yards-per-carry in 2022, one-of-two running backs in Cowboys history to average 5.0 yards-per-carry in multiple seasons (DeMarco Murray, 2011 and 2013) on at least 100 rushes.

CEEDEE LAMB NOTES



2022 Statistics

107 Receptions (3rd in team history)
24 Big Play Receptions (3rd in NFL)
5 100-Yard Games



★ NO SILENCING THIS LAMB ★

CeeDee Lamb started his Cowboys career loudly, passing Bob Hayes (46) and establishing a franchise record for the most receptions by a Cowboys rookie (74). He continued to make noise in 2021, and combined with his 107 receptions in 2022, Lamb's 260 receptions are the most by a Cowboy in his first three seasons:

Most Receptions by a Cowboy in First Three Seasons

Player	Seasons	Rec
CeeDee Lamb	2020-22	260
Dez Bryant.....	2010-12	200
Herschel Walker.....	1986-88	189
Jason Witten.....	2003-05	188

In 2022 against Houston (12/11), Lamb exceeded 1,000 scrimmage yards on the season, his third consecutive season with 1,000 scrimmage yards. Lamb is one-of-five Cowboys players - and the only wide receiver - in franchise history to start a career with three consecutive 1,000-scrimmage yard seasons:

Player 1,000-Scrm. Yd Seasons to Begin Career

Emmitt Smith.....	13 Seasons (1990-2002)
Ezekiel Elliott.....	6 Seasons (2016-21)
Tony Dorsett.....	5 Seasons (1977-81)
Herschel Walker.....	3 Seasons (1986-88)
CeeDee Lamb*	3 Seasons (2020-22)

*streak is active

★ CEEDEE'S BIG PLAYS ★

CeeDee Lamb caught 24 passes of 20-plus yards in 2022, tied for third in the NFL:

20-Plus Yard Reception Leaders - NFL 2022

Player	Rec	Player	Rec
Justin Jefferson, Min.....	28	Travis Kelce, KC.....	19
Tyreek Hill, Mia.....	25	Mike Evans, TB.....	19
CeeDee Lamb, Dal.....	24	DeVonta Smith, Phi.....	18
Davante Adams, LV.....	24	Amari Cooper, Cle.....	18
A.J. Brown, Phi.....	23	Christian Kirk, Jax.....	18
Jaylen Waddle, Mia.....	21	DeVonta Smith, Phi.....	18

★ THIRD DOWN PLAYMAKER ★

Dallas was not shy about targeting its No. 1 wideout in crucial third down situations, as CeeDee Lamb had 17 receptions on third down and long (eight yards-or-more) in 2022, most in the NFL:

Receptions on 3rd Down & Long (Eight-Plus Yds) - 2022

Player	Rec	1stD%	Player	Rec	1stD%
CeeDee Lamb	17	47.8%	Ameer Abdullah.....	13	21.4%
T.J. Hockenson.....	15	19.0%	Five tied.....	12	
Chris Olave.....	13	42.1%			

★ ON THE LAMB ★

CeeDee Lamb quickly rose to the No. 1 receiver spot for the Dallas Cowboys. Lamb recorded two 100-yard receiving games as a rookie in 2020 before tallying three 100-yard games in 2021. Lamb recorded five 100-yard receiving games in 2022, giving him 10 for his career:

CeeDee Lamb Career 100-Yard Rec Games

Opp, Date	Rec Yds
at GB, 11/13/22	150
at NE, 10/17/21.....	149
at Jax, 12/18/22	126
vs. NYG, 10/11/20.....	124
vs. Phi, 12/24/22	120
at Min, 10/31/21.....	112
vs. Atl, 9/20/20.....	106
vs. NYG, 11/24/22	106
at TB, 9/9/21.....	104
at Ten, 12/29/22	100

Lamb's 10 career 100-yard receiving games are the second-most 100-yard games by a Cowboys player in his first three seasons:

Most 100-Yard Receiving Games in First Three Seasons Cowboys History

Player	100-Yd Gms	Player	100-Yd Gms
Bob Hayes.....	13	Dez Bryant.....	6
CeeDee Lamb	10	Michael Gallup.....	6
Drew Pearson.....	8		

★ SLOT MACHINE ★

CeeDee Lamb proved to be elusive when lining up as a slot receiver in 2022. Lamb's 867 yards out of the slot were first in the NFL in 2022:

NFL Reception Leaders When Lining Up in The Slot

Player	Routes	Rec.	Rec. Yds
CeeDee Lamb, Dal	356	63	867
Christian Kirk, Jac.....	470	61	823
Justin Jefferson, Min.....	201	44	710
Chris Godwin, TB.....	420	67	694
Tyler Boyd, Cin.....	474	50	688
Travis Kelce, KC.....	275	53	657
Tyreek Hill, Mia.....	227	48	601
Amon-Ra St. Brown, Det.....	288	61	596
Mark Andrews, Bal.....	288	49	594
Jerry Jeudy, Den.....	241	39	504

CEEDEE LAMB NOTES, CONT.

★ AMONG THE BEST ★

CeeDee Lamb established himself as one of the top receivers in the league, as he ranked among the top NFL leaders in every main receiving statistic in 2022:

NFL Receiving Leaders - 2022

Receptions

1. Justin Jefferson (128)
2. Tyreek Hill (119)
3. Travis Kelce (110)
4. Stefon Diggs (108)
5. **CeeDee Lamb (107)**
6. Austin Ekeler (107)

Receiving Yards

1. Justin Jefferson (1,809)
2. Tyreek Hill (1,710)
3. Davante Adams (1,516)
4. A.J. Brown (1,496)
5. Stefon Diggs (1,429)
6. **CeeDee Lamb (1,359)**

Targets

1. Justin Jefferson (184)
2. Davante Adams (180)
3. Tyreek Hill (170)
4. **CeeDee Lamb (156)**
5. Stefon Diggs (154)

Receiving 1st Downs

1. Justin Jefferson (80)
2. Travis Kelce (78)
3. Tyreek Hill (77)
4. Stefon Diggs (72)
5. Amon-Ra St. Brown (68)
6. **CeeDee Lamb (67)**

Lamb also became one of the most consistent receivers in the league, catching at least five passes in 15 of his 17 games in 2022, the most games with five-plus catches in 2022:

Most Games with Five-Plus Receptions - NFL 2022

Player	Gms	Player	Gms
CeeDee Lamb, Dal	15	D.K. Metcalf, Sea.....	12
Chris Godwin, TB.....	14	Tyreek Hill, Mia.....	12
Justin Jefferson, Min.....	13	Stefon Diggs, Buf.....	12
DeVonta Smith, Phi.....	13	Diontae Johnson, Pit.....	12
Travis Kelce, KC.....	13	Amon-Ra St. Brown, Det. 12	

★ YOUNG LAMB ★

CeeDee Lamb established himself as a top-tier wide receiver in just his third NFL season. He was the third Cowboys player with 100 receptions in a season and by far the youngest player in franchise history (23) to surpass 100 receptions in a season:

Youngest Players with 100 Receptions - Cowboys History

Player	Rec.	Age
CeeDee Lamb, 2022	107	23
Michael Irvin, 1995.....	111	29
Jason Witten, 2012.....	110	30

Lamb is also one-of-nine players - 11th instance - in the last 15 years to record 100 receptions at 23 years-or-younger.

Player	Age	Player	Age
Justin Jefferson, 2021.....	22	Jarvis Landry, 2015.....	23
Christian McCaffrey, 2018.....	22	Brandon Marshall, 2007.....	23
JuJu Smith-Schuster, 2018.....	22	Christian McCaffrey, 2019.....	23
DeAndre Hopkins, 2015.....	23	Amon-Ra St. Brown, 2022.....	23
Justin Jefferson, 2022.....	23	Jaylen Waddle, 2021.....	23
CeeDee Lamb, 2022	23		

★ SLOT VS. WIDE OUT ★

CeeDee Lamb has been a versatile weapon in his first three seasons, splitting time at both slot receiver and on the outside. Below are Lamb's 2022 stats when lining up in the slot position compared to lining up on the outside:

CeeDee Lamb, 2022

Slot	Outside
Routes: 356	Routes: 214
Targets: 83	Targets: 73
Receptions: 63	Receptions: 44
Receiving Yards: 867	Receiving Yards: 492
TD: 3	TD: 6

★ CEEDDEE'S BREAKDOWN ★

Below is a chart detailing CeeDee Lamb's receptions in 2022, *Pro Football Focus*:

Outside Left	Between Numbers	Outside Right
5/8 (1) 95.5 141 (25) 2 TD, 1 INT 106.3 NFL	6/12 (0) 95.6 160 (12) 2 TD, 3 INT 95.8 NFL	0/0 (0) 91.9 0 (0) 0 TD, 0 INT
7/9 (1) 95.2 120 (21) 0 TD, 0 INT 118.8 NFL	14/19 (0) 97.6 249 (51) 1 TD, 0 INT 133.1 NFL	7/13 (0) 90.9 101 (16) 1 TD, 0 INT 105 NFL
13/18 (0) 91.3 108 (66) 2 TD, 0 INT 124.3 NFL	30/38 (3) 91.5 322 (179) 1 TD, 0 INT 110.7 NFL	6/7 (0) 83.8 44 (14) 0 TD, 0 INT 92.9 NFL
5/5 (0) 70.9 25 (36) 0 TD, 0 INT 87.5 NFL	7/8 (0) 68.8 11 (34) 0 TD, 0 INT 79.2 NFL	5/5 (0) 62.2 27 (42) 0 TD, 0 INT 89.2 NFL

Statistics: REC/TGT (Drops)
YDS (YAC)

★ SECOND HALF CEEDDEE ★

CeeDee Lamb was productive in the second half of games in 2022. Lamb tallied 666 of his 1,359 receiving yards in the final 30 minutes of the game, good for sixth in the NFL:

Second Half Receiving Yard Leaders - 2022

Player	Rec	Yds	Player	Rec	Yds
Tyreek Hill.....	59	910	CeeDee Lamb	46	666
Justin Jefferson.....	54	828	Amari Cooper.....	36	634
Terry McLaurin.....	43	737	Chris Olave.....	38	624
Stefon Diggs.....	40	708	Tyler Lockett.....	46	608
Davante Adams.....	48	701	Christian Kirk.....	46	606

★ CATCH ME IF YOU CAN ★

CeeDee Lamb reeled in 10-or-more receptions in three games in 2022:

Player	Opp/Date	Rec.
CeeDee Lamb.....	@GB, 11/13/22	11
CeeDee Lamb.....	Phi, 12/24/22	10
CeeDee Lamb.....	@Ten, 12/29/22	11

Lamb's three regular season games with 10-or-more receptions were tied with Jason Witten (2010) and Michael Irvin (1995) for the most 10-catch games in a season in team history.

Additionally, Lamb and Irvin (1995) were the only two Cowboys with three games of 10 catches and 100 receiving yards in the same season. Lamb was also one-of-five NFL receivers in 2022 with at least three games of 10-plus receptions and 100 receiving yards:

Most Games with 10 Rec, 100 Yds - NFL 2022

Player	Games	Player	Games
Justin Jefferson, Min.....	6	Cooper Kupp, LAR.....	3
Tyreek Hill, Mia.....	4	Stefon Diggs, Buf.....	3
CeeDee Lamb, Dal	3		

Lamb had two games in 2022 with at least 10 receptions, 100 yards and two touchdowns (at GB, 11/13 and vs. Phi, 12/24), the only receiver in the NFL in 2022 with multiple games of 10-plus catches, 100-plus yards and multiple touchdowns.

Lamb also joined Amari Cooper as the only two players in Cowboys history with multiple games of 10-plus catches, over 100 yards and multiple touchdowns through the air:

Players with 10 Rec, 100 Yds and Two TDs - Cowboys History

Player	Games	Player	Games
Amari Cooper.....	2	Tony Hill.....	1
CeeDee Lamb	2	Mike Renfro.....	1
Miles Austin.....	1		

BRANDIN COOKS NOTES



CAREER STATS

132 Games
120 Games Started

630 Receptions
8,616 Receiving Yards
49 TD

★ THE ARCHER ★

The Dallas Cowboys added a speedy, big-play threat to their offense when they traded for Brandin Cooks this past offseason. Heading into his 10th NFL season, Cooks has shown the ability to take the top off a defense at any point of the game.

Since Cooks entered the league in 2014, his 36 receptions of 40-plus yards are tied for the second-most in the NFL in that span:

40-Plus Yard Receptions - NFL 2014-22

Player	40-Yd Rec.	Player	40-Yd Rec.
Tyreek Hill.....	40	Mike Evans.....	32
Brandin Cooks.....	36	Davante Adams.....	32
DeSean Jackson.....	36	Antonio Brown.....	31
T.Y. Hilton.....	32	Odell Beckham Jr.....	31
Stefon Diggs.....	32	Amari Cooper.....	28

Cooks is also tied for the third-most receiving touchdowns of 40 yards-or-more, trailing only Tyreek Hill and DeSean Jackson, in that span:

Receiving TDs of 40-Plus Yards - NFL 2014-22

Player	TDs	Player	TDs
Tyreek Hill.....	25	Tyler Lockett.....	15
DeSean Jackson.....	19	Antonio Brown.....	13
Brandin Cooks.....	15	Amari Cooper.....	13
Odell Beckham Jr.....	15	Mike Evans.....	13

★ OUT OF THE SLOT ★

Brandin Cooks ran 24.8% of his routes from the slot while playing for the Houston Texans in 2022. When lining up in the slot, Cooks averaged 16.4 yards-per-catch, fifth among receivers who lined up in the slot last season:

Yards-Per-Catch From the Slot - NFL 2022 (min. 18 targets)

Player	Tgts	Rec	Y/REC
Marquez Valdes-Scantling, KC.....	28	15	23.5
Jaylen Waddle, Mia.....	32	21	18.7
Tre'Quan Smith, NO.....	18	13	16.8
Mike Evans, TB.....	31	17	16.8
Brandin Cooks, Dal.....	22	18	16.4

Cooks also helped out a young quarterback room in Houston in 2022. When Texans quarterbacks threw to Cooks in the slot, they tallied a passer rating of 133.9, fifth-highest in the league last season.

★ CONSISTENTLY COOKING ★

Brandin Cooks has been traded four times in his career, and the Cowboys will be his fifth team since he entered the league in 2014. Despite being traded to four different teams, Cooks' production has not stopped. He joined Brandon Marshall as the only players in NFL history to record at least 1,000 receiving yards in a season with four different teams.

In his nine-year career, Cooks has recorded six 1,000-yard seasons, tied for fourth among active players.

Most 1,000-Yard Receiving Seasons - Active Players

Player	Seasons	Player	Seasons
Mike Evans, TB.....	9	Amari Cooper, Cle.....	6
Travis Kelce, KC.....	7	DeAndre Hopkins, Ten.....	6
Julio Jones.....	7	A.J. Green.....	6
Brandin Cooks, Dal.....	6		

Cooks will also bring valuable experience to the Cowboys wide receivers room, as his 118 career games played rank fourth among wide receivers since 2014:

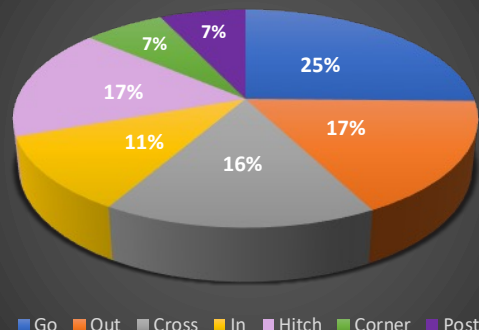
Games Played - Wide Receivers 2014-22

Player	GP	Player	GP
Mike Evans, TB.....	134	Julio Jones.....	115
DeAndre Hopkins, Ten.....	128	Jarvis Landry.....	111
Davante Adams, LV.....	126	T.Y. Hilton.....	110
Brandin Cooks, Dal.....	118	Amari Cooper, Cle.....	110

★ COOKS ROUTE FREQUENCY ★

Below is a quick snapshot of Brandin Cooks' route frequency over the last three seasons (2020-22):

Brandin Cooks Route Frequency - 2020-22



OFFENSIVE NOTES

★ BIG-PLAY RUNS ★

The Cowboys were effective in the run game in 2022, ranking eighth in rushing yards-per-game (135.2). A large part of Dallas' rushing attack was due to its ability to rattle off explosive plays. The Cowboys rattled off 62 runs of 10 yards-or-more, tied for seventh in the NFL:

Most Explosive Play Runs (10-Plus Yds) - NFL 2022

Team	10+ Runs	Player	10+ Runs
Baltimore	88	Philadelphia	74
Chicago	81	Atlanta	70
Cleveland	77	Dallas	62
N.Y. Giants	74	Buffalo	62

★ MOVE THE CHAINS ★

The Cowboys relied on their run game in short yardage situations in 2022. When running on third-and-short (less than four yards to gain), Dallas converted 41 of its 53 rushes for a first down, a 77.4% conversion rate that ranked fourth in 2022:

3rd and Short (<4 Yds) Rushing Conversion Pct. - 2022

Team	Att.	Conv.	Pct%
Pittsburgh	37	31	83.8%
Minnesota	19	15	78.9%
Buffalo	33	26	78.8%
Dallas	53	41	77.4%
Cincinnati	26	20	76.9%

★ THE MORE THE BETTER ★

Dallas excelled with multiple tight ends on the field in 2022. Along with providing three reliable pass-catching options, Dalton Schultz, Jake Ferguson and Peyton Hendershot proved to be one of the best run blocking tandems in the NFL.

Dallas was second in rushing yards (962) when multiple tight ends were on the field, and its 4.29 yards-per-carry ranked eighth when two-or-more tight ends were lined up:

Team Rushing Average With Multiple Tight Ends - NFL 2022 min. 75 carries with multiple TE

Team	Att	Yds	Yds/Carry
Atlanta	173	898	5.19
Kansas City	162	820	5.06
San Francisco	110	527	4.79
Chicago	144	686	4.76
Seattle	222	993	4.47
Minnesota	77	342	4.44
Washington	215	945	4.40
Dallas	224	962	4.29

When Dallas lined up in 13 personnel (one running back and three tight ends), the Cowboys were third in the league in yards-per-carry (5.40 on 57 carries).

★ POINT MEN ★

Despite losing quarterback Dak Prescott for five games due to injury in 2022, Dallas averaged 27.5 points - the fourth-highest scoring offense in 2022 and the 10th-highest in team history:

Dallas Cowboys Most Points-Per-Game - Single Season

Season	Pts	Season	Pts
1966	31.8	1971	29.0
2021	31.2	2007	28.4
1968	30.8	1962	28.4
1983	29.9	1980	28.4
2014	29.2	2022	27.5

The Cowboys started the scoring barrage early in 2022, ranking sixth in the league in first quarter points (91):

Most First Quarter Points in 2022 - NFL

Team	Pts	Team	Pts
Detroit	107	Kansas City	93
Seattle	97	Dallas	91
Buffalo	95	Philadelphia	89
Cincinnati	94	Tennessee	83

★ CASHING IN FOR POINTS ★

The Cowboys cashed in for points on 54 of their 56 trips inside the 20-yard line, good for a league-best 96.4% red zone scoring efficiency. Additionally, Dallas scored a touchdown on 40 of its 56 red zone trips in 2022, a 71.4% red zone touchdown efficiency that led the NFL:

NFL Red Zone Touchdown Efficiency - 2022

Team	RZ Drives	TD	RZ TD Eff.
Dallas	56	40	71.4%
Kansas City	72	50	69.4%
Philadelphia	59	40	67.8%
Detroit	68	45	66.2%
Cincinnati	57	37	64.9%
Tennessee	42	27	64.3%

★ POINTS OFF TAKEAWAYS ★

In 2021 Dallas led the league in takeaways (34) and snatched 119 points off those takeaways, second in the league. The Cowboys did not slow down in 2022, as they ranked third in the NFL with 110 points off a league-best 33 takeaways:

Most Points Off Takeaways - 2022 NFL

Team	Takeaways	Points	Pct of Tot Pts Scored on TAs
New England	30	114	31.3%
Jacksonville	27	111	27.5%
Dallas	33	110	23.6%
San Francisco	27	94	20.9%
Philadelphia	27	87	20.8%
Cincinnati	24	87	18.2%

Dallas scored 26 points off four takeaways in the fourth quarter against Indianapolis (12/4), the most points off turnovers in a quarter by any NFL team in the last 45 seasons.

★ DYNAMITE OFFENSE ★

The Cowboys offensive production was correlated in large part to its ability to produce big plays (20-plus yards) in 2022. Dallas racked up 67 big plays in 2022 - tied for ninth in 2022:

Big Plays (20-Plus Yards) - 2022 NFL

Team	20+ Rush	20+ Pass	Tot 20+	20+ TD
Kansas City	10	73	83	9
Philadelphia	17	63	80	17
San Francisco	19	56	75	16
Miami	10	62	72	12
Buffalo	20	51	71	15
Jacksonville	15	55	70	10
Detroit	12	56	69	8
Seattle	18	50	68	17
Dallas	17	50	67	12
Las Vegas	9	58	67	18
New England	10	57	67	12

★ 40-BURGER ★

Dallas was no stranger when it came to lighting up the scoreboard, as it finished fourth in points-per-game (27.5) in 2022 after leading the league in scoring in 2021 (31.2).

The Cowboys scored 40-plus points in four games in 2022 - all since Week 8 against Chicago - and most in the NFL:

Dallas Cowboys 40-Point Games - 2022

Opp, Date	Score
vs. Chi, 10/30/22	49-29
at Min, 11/20/22	40-3
vs. Ind, 12/4/22	54-19
vs. Phi, 12/24/22	40-34

Dallas' four 40-point games in 2022 were the most in the NFL for the season and tied for the third-most 40-point contests in team history:

Most 40 Point Games In A Season - Cowboys History

Year	40-Pt Gms	Year	40-Pt Gms
1971	5	1966	4
2021	5	2022	4

TREVON DIGGS NOTES



CAREER STATS

17 Interceptions

49 Pass Breakups

2 Interceptions Returned for TD

★ CAN YOU DIGG(S) IT? ★

Trevon Diggs tallied an interception in three games in 2022, bringing his career total to 17. Diggs' 17 interceptions are the second-most through three career seasons in Cowboys history - Everson Walls, 22 interceptions - and tied for the fourth-most picks by any NFL player through the first three seasons since 2000:

Most Interceptions in First Three Seasons Since 2000 - NFL

Player, Team	Seasons	INTs
Ed Reed, Bal	2002-04	21
Richard Sherman, Sea	2011-13	20
Marcus Peters, KC	2015-17	19
Trevon Diggs, Dal	2020-22	17
J.C. Jackson, NE	2018-20	17
Chris Gamble, Car	2004-06	16
Nathan Vasher, Chi	2004-06	16

Spurred by his franchise record 11 interceptions in 2021, Diggs is tied for the league lead in interceptions (17) since he was drafted in 2020:

Interceptions - NFL 2020-22

Player, Team	INTs
Trevon Diggs, Dal	17
J.C. Jackson, LAC	17
Xavien Howard, Mia	16
Justin Simmons, Den	16
Quandre Diggs, Sea	14

★ PASS BREAKUP UNIT ★

Along with his premier ball skills, Trevon Diggs constantly puts himself in position to break up passes. Since he was drafted in 2020, Diggs' 49 career pass breakups rank second in the NFL:

2020-22 Pass Breakup Leaders - NFL

Player, Team	PBU	Player	PBU
James Bradberry, Phi	52	Jalen Ramsey, LAR	43
Trevon Diggs, Dal	49	Carlton Davis, TB	41
Xavien Howard, Mia	48	Michael Davis, LAC	41
Denzel Ward, Cle	43	Kendall Fuller, Was	40

3.4%

Trevon Diggs improved as a tackler in his third season with Dallas. Diggs did not record a missed tackle until Week 8, per *PFF*. Diggs missed two tackles in 2022, and his 3.4% missed tackle rate was fifth among cornerbacks (min. 400 snaps played).

★ NO FLY ZONE ★

The Dallas Cowboys were eighth in the NFL in pass defense, allowing a mere 200.9 net passing yards-per-game in 2022:

Team Net Passing Yards Allowed-Per-Game - 2022

Team	Yds/Game
Philadelphia	179.8
New Orleans	184.4
N.Y. Jets	189.4
Washington	191.3
Cleveland	196.2
Green Bay	197.0
LA Chargers	200.4
Dallas	200.9
Tampa Bay	203.6
Houston	209.3

Dallas held seven of its first eight opponents under 200 net passing yards, the sixth season in club history that the Cowboys held at least seven opponents under 200 net passing yards through their first eight games - 1977 (eight), 1970, 1966, 1964 and 1961.

★ NOT SO BLAND ★

The Dallas Cowboys selected rookie cornerback DaRon Bland in the fifth round (167th overall) of the 2022 NFL Draft. Due to injuries in the Cowboys secondary, namely to veterans Jourdan Lewis and Anthony Brown, Bland was tasked with filling in as a starter at both nickel corner and outside corner.

Bland stepped up for the Dallas secondary, tying for second among NFL rookies with five interceptions:

2022 Rookie Interception Leaders - NFL

Player	INT	Player	INT
Tariq Woolen, Sea	6	Kyler Gordon, Chi	3
DaRon Bland, Dal	5	Devin Lloyd, Jax	3
Jalen Pitre, Hou	5	Cobie Durant, LAR	3
Kerby Joseph, Det	4	Aidan Hutchison, Det	3
Rodney Thomas III, Ind	4		

Bland's five interceptions were also the most by a Cowboys rookie since Derek Ross and Roy Williams each had five in 2002:

All-Time Cowboys Rookie Interception Leaders

Player, Year	INT	Player	INT
Everson Walls, 1981	11	Derek Ross, 2002	5
Mel Renfro, 1964	7	Roy Williams, 2002	5
Michael Downs, 1981	7	DaRon Bland, 2022	5
Mike Gaechter, 1962	5	Terence Newman, 2003	4
Charlie Waters, 1970	5		

MICAH PARSONS NOTES



BY THE NUMBERS

26.5 Career Sacks
*6th in the NFL in first two seasons

157 Career Pressures
*third in the NFL since 2021, per PFF

20.8 Pressure Percentage
*leads all edge defenders since 2021



2023 DALLAS COWBOYS

★ THE LIONBACKER ★

Micah Parsons proved to be explosive off the edge in his rookie season with Dallas, as *Pro Football Focus* credited Parsons with 67 quarterback pressures in 2021 - ninth in the NFL.

Parsons led the NFL with 90 quarterback pressures in 2022. He pressured opposing quarterbacks on 19.3% of his pass rushes, which also led the league (min. 250 pass rushes):

Highest Quarterback Pressure Percentage, PFF 2022

Player	Psrush	Prsrs	Prsr%
Micah Parsons, Dal	467	90	19.3%
Nick Bosa, SF	480	89	18.5%
Brandon Graham, Phi	289	48	17.1%
Trey Hendrickson, Cin	364	62	17.0%
Za'Darius Smith, Min	492	78	16.7%
Myles Garrett, Cle	454	73	16.1%
Haason Reddick, Phi	428	68	15.9%

★ ALWAYS WINNING ★

Micah Parsons was explosive as a pass rusher in 2022, totaling 13.5 sacks. Along with the sacks, Parsons led the league in pass rush win rate (30%):

Pass Rush Win Rate - NFL 2022

Player	Rate	Player	Rate
Micah Parsons, Dal	30%	Von Miller, Buf	23%
Haason Reddick, Phi	28%	Bradley Chubb, Den/Mia	23%
Myles Garrett, Cle	27%	T.J. Watt, Pit	22%
Trey Hendrickson, Cin	24%	Nick Bosa, SF	22%
Jaelan Phillips, Mia	24%	Josh Sweat, Phi	21%

*A pass rush win occurs when a defender beats his block in less than 2.5 seconds.

★ MAKING HISTORY...AGAIN ★

Micah Parsons finished with 13.5 sacks in 2022 after recording 13.0 as a rookie in 2021. He is the first player in Cowboys history with double-digit sacks in each of his first two seasons. Below are Cowboys players who recorded double-digit sacks in at least one of their first two seasons:

Double-Digit Sacks in At Least One of First Two Seasons Cowboys History

Player	Sacks	Season
Micah Parsons	13.5	2022
<i>Micah Parsons</i>	<i>13.0</i>	<i>2021</i>
DeMarcus Ware	11.5	2006
Jim Jeffcoat	11.5	1984
Larry Cole	12.5	1969

Parsons also joined Aldon Smith and Reggie White as the only three players since 1982 with 13.0-plus sacks in each of their first two seasons.

★ THE LION IS ALWAYS HUNGRY ★

Micah Parsons was on the prowl for opposing quarterbacks in his inaugural NFL season (2021), hunting down opposing passers for 13.0 sacks on the year - tied for the third-highest sack figure by an NFL rookie since sacks became official in 1982.

Parsons was on the hunt once again in 2022, finishing seventh in the NFL with a career-high 13.5 sacks:

NFL Sack Leaders - 2022

Player, Team	Sacks	Player	Sacks
Nick Bosa, SF	18.5	Chris Jones, KC	15.5
Haason Reddick, Phi	16.0	Alex Highsmith, Pit	14.5
Myles Garrett, Cle	16.0	Micah Parsons, Dal	13.5
Matthew Judon, NE	15.5		

Parsons' career sack total is up to 26.5, the sixth-most sacks in a player's first two seasons since sacks became official in 1982:

Most Sacks in Player's First Two Seasons Since 1982

Player/Team	Seasons	Sacks
Aldon Smith, SF	2011-12	33.5
Reggie White, Phi	1985-86	31.0
Von Miller, Den	2011-12	30.0
Derrick Thomas, KC	1989-90	30.0
Shawne Merriman, SD	2005-06	27.0
Micah Parsons, Dal	2021-22	26.5
Jevon Kearse, Ten	1999-00	26.0
T.J. Watt, Hou	2011-12	26.0
Dwight Freeney, Ind	2002-03	24.0

With 2.0 sacks in six contests in 2022, Parsons has nine career games with 2.0 sacks-or-more, tied with Aldon Smith for the most in a player's first two seasons since 1982:

Most Games with 2.0 Sacks Through First Two Seasons Since 1982

Player/Team	2.0-Sack Gms	Seasons
Micah Parsons, Dal	9	2021-22
Aldon Smith, SF	9	2011-12
Shawne Merriman, SD	8	2005-06
Reggie White, Phi	8	1985-86

Parsons' six multi-sack games were second in the league in 2022 behind Myles Garrett (seven). Parsons tied DeMarcus Ware for the most multi-sack games (1.5-plus sacks) in a season in franchise history.

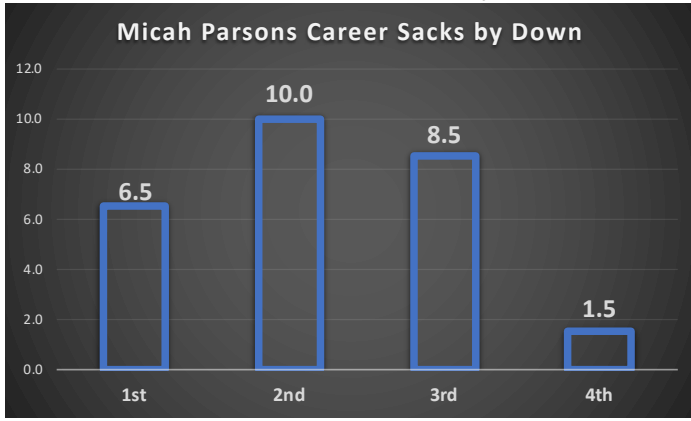
Most Multi-Sack Games in a Season - Cowboys History Since 1982

Player	Multi-Sack Gms	Season
Micah Parsons	6	2022
DeMarcus Ware	6	2011
Many tied	4	

DEFENSIVE NOTES

★ PARSONS SACKS BY DOWN ★

Micah Parsons has recorded 26.5 career sacks in the regular season. Below is a breakdown of his sacks by down:



★ LEGION OF DOOM ★

Dallas was effective in rushing opposing passers in 2022. Most importantly, the Cowboys were successful in taking down the quarterback for big plays, as Dallas' 54 sacks tied for third in the NFL behind Philadelphia and Kansas City:

NFL Team Sack Leaders - 2022

Team	Sacks	Team	Sacks
Philadelphia	68	Baltimore	48
Kansas City	55	New Orleans	48
Dallas	54	N.Y. Jets	45
New England	54	Seattle/Tampa Bay	45

This season marked the first time since 2008 (59) where a Dallas team recorded at least 50 sacks in a season.

★ STOP RIGHT THERE ★

DeMarcus Lawrence has been a key run defender for the Cowboys throughout his career. In 2022 Lawrence made 33 run stops - tackles that constituted a failure for the offense - in 269 run defense snaps, a 12.5% run stop percentage that led all NFL edge defenders, per PFF:

Run Stop Percentage - 2022 NFL Edge Defenders min. 100 run defense snaps

Player, Team	Stop	RDef	Stop%
DeMarcus Lawrence, Dal	33	269	12.5%
Carl Granderson, NO	24	213	11.6%
Samson Ebukam, SF	19	189	10.4%
Rashan Gary, GB	17	172	10.2%
Maxx Crosby, LV	41	420	10.0%

Along with Lawrence, rookie defensive end Sam Williams has been effective in the run game, as his 9.6% run stop rate was second among all rookie edge defenders (min. 75 run defense snaps):

Run Stop Percentage - Rookie NFL Edge Defenders

Player, Team	Stop	RDef	Stop%
Jermaine Johnson II, NYJ	15	158	9.8%
Sam Williams, Dal	10	106	9.6%
Josh Paschal, Det	7	78	9.2%

★ HEAVY HITTER ★

In addition to a feisty defensive line, the Cowboys also had a physical pass rusher out of the secondary. Donovan Wilson led all NFL defensive backs with 5.0 sacks in 2022, which tied Bill Bates for the most sacks by a Cowboys defensive back in a season since 1982:

Most Sacks by Cowboys Defensive Back Single Season - Since 1982

Player, Season	Sacks	Player, Season	Sacks
Donovan Wilson, 2022	5.0	Bill Bates, 1983	4.0
Bill Bates, 1984	5.0	Michael Downs, 1984	3.5
Jourdan Lewis, 2019	4.0	Donovan Wilson, 2020	3.5

Wilson's 8.5 career sacks are tied for the fourth-most all-time by a Cowboys defensive back:

Most Career Sacks by Cowboys Defensive Back Since 1982

Player	Sacks	Player	Sacks
Bill Bates	18.0	Jourdan Lewis	8.5
Orlando Scandrick	11.5	Donovan Wilson	8.5
Darren Woodson	11.0	Michael Downs	8.0

★ UNDER PRESSURE ★

The Cowboys front six established themselves as one of the premier pass rushing units in the league. Along with 54 sacks, Dallas led the NFL with 271 pressures, per *Pro Football Focus*:

Most QB Pressures per PFF - NFL 2022

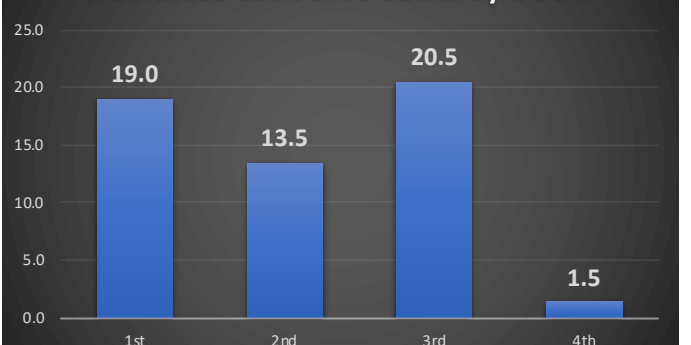
Team	Pressures
Dallas	271
Kansas City	255
Jacksonville	253
Philadelphia	251
New England	247

★ TANK ROLLING OVER QBS ★

DeMarcus Lawrence has recorded 54.5 sacks in the regular season, with his most coming against Kirk Cousins (6.5). Below is a breakdown of his sacks by quarterback and by down:

Player	Sacks	Player	Sacks
Kirk Cousins	6.5	Teddy Bridgewater	1.0
Daniel Jones	6.0	Justin Fields	1.0
Eli Manning	4.0	Ryan Fitzpatrick	1.0
Carson Palmer	3.0	Jared Goff	1.0
Aaron Rodgers	3.0	Marcus Mariota	1.0
Matthew Stafford	3.0	Gardner Minshew	1.0
Matt Ryan	2.5	Nick Mullens	1.0
Taylor Heinicke	2.0	Cam Newton	1.0
Trevor Siemien	2.0	Ben Roethlisberger	1.0
Carson Wentz	2.0	Josh Rosen	1.0
Jameis Winston	2.0	Alex Smith	1.0
Russell Wilson	1.5	Ryan Tannehill	1.0
Kyle Allen	1.0	Tyrod Taylor	1.0
C.J. Beathard	1.0	Josh Allen	0.5
Drew Brees	1.0	Colt McCoy	0.5

DeMarcus Lawrence Sacks By Down



DEFENSIVE NOTES, CONT.

★ TAKEAWAYS IN BUNCHES ★

The Cowboys led the NFL with 33 takeaways in 2022 just one season after leading the league with 34 takeaways. Dallas was the first team to lead the NFL in takeaways in back-to-back seasons since Pittsburgh from 1972-74 (three straight seasons):

Most Takeaways in the NFL - 2022

Team	INT	FR	Takeaways
Dallas	16	17	33
Philadelphia	17	10	27
New England	18	9	27
San Francisco	17	9	26
Jacksonville	13	12	25

Coupled with 34 takeaways from 2021, the Cowboys led the NFL with 67 takeaways from 2021-22, the most in a two-year span by Dallas since the 1986-87 teams tallied 74 takeaways.

The Cowboys also recorded four takeaways in three games in 2022, the most in the NFL.

★ I'LL TAKE THAT ★

In Dan Quinn's first season as the defensive play caller, Dallas tied for the league lead with a +14 turnover differential in 2021. In Quinn's second season with the Cowboys, Dallas finished second in the league with a +10 turnover differential:

2022 NFL Turnover Differential Leaders

Team	Takeaways	Giveaways	Differential
San Francisco	30	17	+13
Dallas	33	23	+10
Philadelphia	27	19	+8
Detroit	22	15	+7
New England	30	23	+7

Dallas finished the season with a turnover margin of +10 just one season after totaling a +14 turnover margin. The Cowboys posted a turnover differential of +10-or-more in consecutive seasons for the first time since 1998-99.

★ NO TOUCHDOWNS ALLOWED ★

The Cowboys allowed 20.1 points-per-game in 2022, the fifth-fewest in the NFL. Dallas also tied Denver for the sixth-fewest touchdowns allowed (35) in 2022:

Least Allowed TD - NFL 2022

Team	TD Allwd	Team	TD Allwd
N.Y. Jets	31	San Francisco	33
Baltimore	32	Dallas	35
Buffalo	32	Denver	35
Cincinnati	32	New Orleans	36

Additionally, Dallas held the Minnesota Vikings (11/20) to three points in a 40-3 victory, the largest margin of victory on the road in team history. Dallas' three points allowed were the fewest in a game IN 2022.

★ NEGATIVE PLAYS ★

After ranking 24th in opponent negative plays in 2020, Dallas took down opponents behind the line of scrimmage at a high rate since Dan Quinn's arrival last season. In 2022 the Cowboys passed 2021's opponent negative plays mark (99), as they were fourth in the NFL with 115 opponent negative plays:

Opponent Negative Plays Leaders - NFL 2022

Team	Opp Neg. Plys	Team	Opp Neg. Plys
Philadelphia	125	Houston	113
Indianapolis	124	Arizona	112
Kansas City	116	Miami	111
Dallas	115	Tampa Bay	111

In those 115 negative plays, Dallas' opponents lost 487 yards, the third-most negative yards forced in the NFL in 2022.

★ FUMBLEROOSKI ★

Dallas has put an emphasis on takeaways since Dan Quinn arrived as defensive coordinator in 2021. In 2022 Dallas made an effort to jar the ball loose from opposing ball carriers, as the Cowboys led the league with 20 forced fumbles, which is also the most by a Cowboys team since the stat became official in 1994:

Most Forced Fumbles by a Cowboys Team - Since 1994

Season	FF	Season	FF
2022	20	2016	17
2009	17	1996	16
2003	17	2006	16

Along with forcing fumbles, Dallas was effective at recovering fumbles on the defensive side of the ball. The Cowboys 17 defensive fumble recoveries in 2022 led all NFL teams and were the most in a Cowboys season since 1990 (19):

Leaders in Defensive Fumble Recoveries - 2022

Team	FR	Team	FR
Dallas	17	N.Y. Giants	11
Jacksonville	12	Cincinnati	11

★ NO POINTS FOR YOU ★

Dallas allowed touchdowns on only 18.2% of possessions in 2021 - fourth in the NFL. In 2022 Dallas showed no signs of letting up, as it finished with the second-lowest opponent touchdown rate (16.2%) in the NFL:

Lowest Opponent Touchdown Efficiency in 2022

Team	Opp Drives	TD Drives	TD %
N.Y. Jets	192	29	15.1%
Dallas	197	32	16.2%
Denver	198	32	16.2%
San Francisco	183	31	16.9%
Cincinnati	176	30	17.0%
New Orleans	185	32	17.3%
Baltimore	175	31	17.7%
Washington	197	36	18.3%
New England	191	35	18.3%
Buffalo	168	31	18.5%

★ TO THE HOUSE ★

Just one year after scoring six touchdowns on defense - the most defensive touchdowns in a single season in Cowboys history - the Cowboys scored three defensive touchdowns in 2022. They were one-of-nine teams with at least three defensive touchdowns in 2022. Since McCarthy's arrival in 2020, Dallas has the second-most defensive touchdowns (11) in the NFL:

Most Defensive Touchdowns - NFL 2020-22

Team	INT Ret	Fum Ret	Tot TD
New England	9	3	12
Dallas	5	6	11
Miami	3	6	9
Philadelphia	4	5	9
Kansas City	6	2	8
Washington	6	2	8



ROSTERS AND DEPTH CHART

2023 DALLAS COWBOYS UNOFFICIAL DEPTH CHART

(As of September 5, 2023)

OFFENSE

WR	88 CeeDee Lamb	<u>83 Jalen Brooks</u>		
LT	77 Tyron Smith	71 Chuma Edoga		
LG	73 Tyler Smith	<u>76 Asim Richards</u>		
C	63 Tyler Biadasz			
RG	70 Zack Martin	<u>66 T.J. Bass</u>		
RT	78 Terence Steele	71 Chuma Edoga		
TE	87 Jake Ferguson	89 Peyton Hendershot	<u>86 Luke Schoonmaker</u>	
WR	3 Brandin Cooks	9 KaVontae Turpin		
WR	13 Michael Gallup	18 Jalen Tolbert		
QB	4 Dak Prescott	10 Cooper Rush	15 Trey Lance	
RB	20 Tony Pollard	23 Rico Dowdle	<u>42 Deuce Vaughn</u>	<u>40 Hunter Luepke</u>

DEFENSE

DE	90 DeMarcus Lawrence	54 Sam Williams		
DT	95 Johnathan Hankins	<u>58 Mazi Smith</u>		
DT	97 Osa Odighizuwa	96 Neville Gallimore	99 Chauncey Golston	
DE	92 Dorance Armstrong	56 Dante Fowler	<u>93 Viliami Fehoko</u>	
LB	11 Micah Parsons	33 Damone Clark		
LB	55 Leighton Vander Esch	50 Devin Harper		
CB	21 Stephon Gilmore	<u>37 Eric Scott</u>		
NCB	26 DaRon Bland	2 Jourdan Lewis		
CB	7 Trevon Diggs	19 Noah Igbinoghene		
S	1 Jayron Kearse	24 Israel Mukuamu		
S	6 Donovan Wilson	14 Markquese Bell		
S	28 Malik Hooker	30 Juanyeh Thomas		

SPECIALISTS

K	<u>17 Brandon Aubrey</u>	
P	5 Bryan Anger	
LS	44 Trent Sieg	
H	5 Bryan Anger	
KR	9 KaVontae Turpin	<u>42 Deuce Vaughn</u>
PR	9 KaVontae Turpin	<u>42 Deuce Vaughn</u>

PRONUNCIATION GUIDE

Dorance Armstrong	DOOR-intz	Jayron Kearse	JAY-RON
Markquese Bell	mar-KEESE	Hunter Luepke	LIP-key
Tyler Biadasz	bee-AH-dish	Israel Mukuamu	MOO-kwah-moo
DaRon Bland	duh-RON	Osa Odighizuwa	oh-DIGGY-zoowa
Damone Clark	duh-MONE	Asim Richards	AH-sum
Trevon Diggs	TRAY-von	Luke Schoonmaker	SKOON-maker
Rico Dowdle	DOWD-ill	Trent Sieg	SIG
Chuma Edoga	chu-MA ee-doe-GAH	Mazi Smith	MAH-zee
Viliami Fehoko	villy-AH-me fuh-HO-ko	Tyron Smith	TIE-rin
Stephon Gilmore	steph-AHN	Juanyeh Thomas	ONE-yay
Noah Igbinoghene	IGG-bin-AWG-guh-nee	KaVontae Turpin	kuh-VON-tay

COACHING STAFF

HEAD COACH: Mike McCarthy

ASSISTANTS: Jeff Blasko (Running Game Coordinator/Running Backs), Ramon Chinyoung (Quality Control/Asst. Offensive Line), Aden Durde (Defensive Line), John Fassel (Special Teams Coordinator), Ryan Feder (Game Management/Off. Assistant), Sharrif Floyd (Quality Control/Asst. Defensive Line), Will Harriger (Offensive Assistant/Quality Control), Evan Harrington (Offensive Assistant), Al Harris (Defensive Backs), Chase Haslett (Assistant Tight Ends), Cannon Matthews (Assistant Defensive Backs), Scott McCurley (Linebackers), Harold Nash (Strength & Conditioning Coordinator), Pete Ohnegian (Quality Control/Defensive Assistant), Robert Prince (Wide Receivers), Dan Quinn (Defensive Coordinator), Justin Rudd (Coaching Operations Manager/Football Analytics), Brian Schottenheimer (Offensive Coordinator), Eric Simonelli (Quality Control Analytics), Cedric Smith (Assistant Strength & Conditioning), Kendall Smith (Assistant Strength & Conditioning), Mike Solari (Offensive Line), Rayna Stewart (Assistant Special Teams), Darian Thompson (Quality Control/Asst. Linebackers), Scott Tolzien (Quarterbacks), Lunda Wells (Tight Ends), Joe Whitt (Secondary/Defensive Pass Game Coordinator).

2023 DALLAS COWBOYS ALPHABETICAL ROSTER

NO.	NAME	POS	HT	WT	DOB	EXP	COLLEGE	HOMETOWN	GP	GS	DNP	IA
5	Anger, Bryan	P	6-3	214	10/6/1988	12	California	Camarillo, Calif.	17	0	0	0
92	Armstrong, Dorance	DE	6-3	270	6/10/1997	6	Kansas	Houston, Texas	17	5	0	0
17	Aubrey, Brandon	K	6-3	208	3/14/1995	R	Notre Dame	St. Louis, Mo.	0	0	0	0
66	Bass, T.J.	G	6-4	315	3/31/1999	R	Oregon	Deming, Wash.	0	0	0	0
14	Bell, Markquese	S	6-2	218	12/31/1999	2	Florida A&M	Bridgeton, N.J.	5	0	0	12
63	Biadasz, Tyler	C	6-4	316	11/20/1997	4	Wisconsin	Amherst, Wisc.	16	16	0	1
26	Bland, DaRon	CB	6-2	202	7/12/1999	2	Fresno State	Modesto, Calif.	17	8	0	0
83	Brooks, Jalen	WR	6-1	203	5/7/2000	R	South Carolina	Harrisburg, N.C.	0	0	0	0
33	Clark, Damone	LB	6-2	245	6/28/2000	2	Louisiana State	Baton Rouge, La.	10	5	0	0
3	Cooks, Brandin	WR	5-10	193	9/25/1993	10	Oregon State	Stockton, Calif.	0	0	0	0
7	Diggs, Trevon	CB	6-1	204	9/20/1998	4	Alabama	Gaithersburg, Md.	17	17	0	0
23	Dowdle, Rico	RB	5-11	218	6/14/1998	4	South Carolina	Asheville, N.C.	5	0	0	0
71	Edoga, Chuma	OL	6-4	315	5/25/1997	5	Southern California	Atlanta, Ga.	0	0	0	0
93	Fehoko, Viliami	DE	6-4	283	12/16/1999	R	San Jose State	East Palo Alto, Calif.	0	0	0	0
87	Ferguson, Jake	TE	6-5	252	1/18/1999	2	Wisconsin	Madison, Wisc.	16	8	0	1
56	Fowler, Dante	DE	6-3	250	8/3/1994	8	Florida	St. Petersburg, Fla.	17	0	0	0
96	Gallimore, Neville	DT	6-2	315	1/17/1997	4	Oklahoma	Ottawa, Ontario	16	1	0	1
13	Gallup, Michael	WR	6-1	205	3/4/1996	6	Colorado State	Monroe, Ga.	14	11	0	3
21	Gilmore, Stephon	CB	6-0	190	9/19/1990	12	South Carolina	Rock Hill, SC	0	0	0	0
99	Golston, Chauncey	DE	6-5	285	2/10/1998	3	Iowa	Detroit, Mich.	15	0	0	2
95	Hankins, Johnathan	DT	6-3	325	3/30/1992	11	Ohio State	Dearborn Heights, Mich.	5	3	0	1
50	Harper, Devin	LB	6-0	240	5/13/1998	2	Oklahoma State	Knoxville, Tenn.	3	0	0	4
89	Hendershot, Peyton	TE	6-4	250	4/23/1999	2	Indiana	North Salem, Ind.	17	2	0	0
28	Hooker, Malik	S	6-1	215	4/2/1996	7	Ohio State	New Castle, Pa.	16	6	0	1
19	Igbinoghene, Noah	CB	5-11	194	11/27/1999	4	Auburn	Trussville, Ala.	0	0	0	0
1	Kearse, Jayron	S	6-4	227	2/11/1994	8	Clemson	Fort Myers, Fla.	14	14	0	3
88	Lamb, CeedDee	WR	6-2	197	4/8/1999	4	Oklahoma	Richmond, Texas	17	17	0	0
15	Lance, Trey	QB	6-4	226	5/9/2000	3	North Dakota State	Marshall, Minn.	0	0	0	0
90	Lawrence, DeMarcus	DE	6-3	254	4/28/1992	10	Boise State	Aiken, S.C.	17	17	0	0
2	Lewis, Jourdan	CB	5-10	190	8/31/1995	7	Michigan	Detroit Mich.	6	4	1	0
40	Luepke, Hunter	RB	6-1	245	2/28/2000	R	North Dakota State	Spencer, Wisc.	0	0	0	0
70	Martin, Zack	G	6-4	315	11/20/1990	10	Notre Dame	Indianapolis, Ind.	17	17	0	0
24	Mukuamu, Israel	S	6-4	215	11/28/1999	3	South Carolina	Charlotte, N.C.	15	3	0	2
97	Odighizuwa, Osa	DT	6-2	294	8/13/1998	3	UCLA	Dayton, Ohio	17	17	0	0
11	Parsons, Micah	LB	6-3	250	5/26/1999	3	Penn State	Harrisburg, Pa.	17	17	0	0
20	Pollard, Tony	RB	6-0	215	4/30/1997	5	Memphis	Memphis, Tenn.	16	4	0	1
4	Prescott, Dak	QB	6-2	228	7/29/1993	8	Mississippi State	Haughton, La.	12	12	0	5
76	Richards, Asim	T	6-4	315	10/2/2000	R	North Carolina	Philadelphia, Pa.	0	0	0	0
10	Rush, Cooper	QB	6-3	224	11/21/1993	6	Central Michigan	Charlotte, Mich.	9	5	8	0
86	Schoonmaker, Luke	TE	6-5	255	9/28/1998	R	Michigan	Hamden, Conn.	0	0	0	0
37	Scott, Eric	DB	6-1	205	8/7/1998	R	Southern Mississippi	Basehor, Kan.	0	0	0	0
44	Sieg, Trent	LS	6-3	240	5/19/1995	6	Colorado State	Eaton, Colo.	0	0	0	0
58	Smith, Mazi	DT	6-3	328	6/16/2001	R	Michigan	Grand Rapids, Mich.	0	0	0	0
73	Smith, Tyler	G/T	6-5	320	4/3/2001	2	Tulsa	Fort Worth, Texas	17	17	0	0
77	Smith, Tyron	T	6-5	307	12/12/1990	13	Southern California	Moreno Valley, Calif.	4	4	0	0
78	Steele, Terence	T	6-6	320	6/4/1997	4	Texas Tech	Cibolo, Texas	13	13	0	0
30	Thomas, Juanyeh	S	6-1	215	6/24/2000	1	Georgia Tech	Niceville, Fla.	0	0	0	0
18	Tolbert, Jalen	WR	6-1	200	2/27/1999	2	South Alabama	Mobile, Ala.	8	1	0	9
9	Turpin, KaVontae	WR	5-7	155	8/2/1996	2	TCU	Monroe, La.	17	0	0	0
55	Vander Esch, Leighton	LB	6-4	255	2/8/1996	6	Boise State	Riggins, Idaho	14	14	0	3
42	Vaughn, Deuce	RB	5-5	180	11/2/2001	R	Kansas State	Round Rock, Texas	0	0	0	0
54	Williams, Sam	DE	6-4	262	3/31/1999	2	Mississippi	Montgomery, Ala.	15	0	0	2
6	Wilson, Donovan	S	6-0	205	2/21/1995	5	Texas A&M	Shreveport, La.	17	17	0	0
PRACTICE SQUAD												
80	Billy-Johnson, Tyron	WR	6-1	195	1/8/1996	4	Oklahoma State	New Orleans, La.	0	0	0	0
64	Bostick, Earl	T	6-6	315	12/31/1998	R	Kansas	Barnwell, S.C.	0	0	0	0
40	Butler, Josh	CB	6-0	186	11/25/1996	R	Michigan State	Mesquite, Texas	0	0	0	0
16	Cropper, Jalen	WR	5-11	180	5/3/2001	R	Fresno State	Parlier, Calif.	0	0	0	0
34	Davis, Malik	RB	5-10	205	11/26/1998	2	Florida	Tamp, Fla.	12	0	0	0
48	Fant, Princeton	TE	6-2	250	3/11/1999	R	Tennessee	Nashville, Tenn.	0	0	0	0
29	Goodwin, C.J.	CB	6-3	195	2/4/1990	8	California (PA)	Wheeling, W.V.	17	0	0	0
65	Harlow, Sean	C	6-4	298	3/28/1995	3	Oregon State	San Clemente, Calif.	0	0	0	0
67	Hoffman, Brock	C	6-4	315	7/2/1999	1	Virginia Tech	Statesville, N.C.	0	0	0	0
46	Jefferson, Malik	LB	6-2	245	11/15/1996	4	Texas	Mesquite, TX	0	0	0	0
51	Johnson, Durrell	DE	6-3	260	6/26/1998	R	Liberty	Baltimore, Md.	0	0	0	0
84	McKeon, Sean	TE	6-5	255	12/28/1997	4	Michigan	Dudley, Mass.	13	0	0	0
94	Previlon, Willington	DL	6-5	285	5/19/1997	1	Rutgers	Orange, NJ	0	0	0	0
27	Redwine, Sheldrick	DB	6-0	195	11/6/1996	4	Miami	Miami, FL	0	0	0	0
72	Taylor-Pringle, Alex	T	6-8	320	4/29/1997	1	South Carolina State	Moncks Corner, S.C.	0	0	0	0
91	Wheat, Tyrus	LB	6-2	263	12/8/1999	R	Mississippi State	Amite, La.	0	0	0	0
RESERVE/INJURED												
75	Ball, Josh	T	6-8	320	5/15/1998	3	Marshall	Fredericksburg, Va.	13	0	4	0
85	Durden, David	WR	6-1	208	12/26/1998	R	West Florida	Midville, Ga.	0	0	0	0
35	Overshown, DeMarvion	LB	6-3	230	8/13/2000	R	Texas	Arp, Texas	0	0	0	0
49	Stephens, John	TE	6-6	245	9/23/1999	R	Louisiana-Lafayette	Logansport, LA.	0	0	0	0
79	Waletzko, Matt	T	6-8	320	12/15/1999	2	North Dakota	Cold Spring, Minn.	3	0	1	2
25	Wright, Nahshon	CB	6-4	200	9/23/1998	3	Oregon State	East Palo Alto, Calif.	7	2	0	10
RESERVE/SUSPENDED												
32	Jones, Ronald	RB	6-0	218	8/3/1997	6	Southern California	McKinney, Texas	0	0	0	0

2023 DALLAS COWBOYS NUMERICAL ROSTER

NO.	NAME	POS	HT	WT	AGE	EXP	COLLEGE	HOW ACQ	GP	GS	DNP	IA
1	Jayron Kearse	S	6-4	227	29	8	Clemson	FA-'21	0	0	0	0
2	Jourdan Lewis	CB	5-10	190	28	7	Michigan	D3-'17	0	0	0	0
3	Brandin Cooks	WR	5-10	193	29	10	Oregon State	T(Hou)-'23	0	0	0	0
4	Dak Prescott	QB	6-2	228	30	8	Mississippi State	D4b-'16	0	0	0	0
5	Bryan Anger	P	6-3	214	34	12	California	FA-'21	0	0	0	0
6	Donovan Wilson	S	6-0	205	28	5	Texas A&M	D6-'19	0	0	0	0
7	Trevon Diggs	CB	6-1	204	24	4	Alabama	D2-'20	0	0	0	0
9	KaVontae Turpin	WR	5-7	155	27	2	TCU	UDFA-'22	0	0	0	0
10	Cooper Rush	QB	6-3	224	29	6	Central Michigan	FA-'20	0	0	0	0
11	Micah Parsons	LB	6-3	250	24	3	Penn State	D1-'21	0	0	0	0
13	Michael Gallup	WR	6-1	205	27	6	Colorado State	D3-'18	0	0	0	0
14	Markquese Bell	S	6-2	218	23	2	Florida A&M	UDFA-'22	0	0	0	0
15	Trey Lance	QB	6-4	226	23	3	North Dakota State	T(SF)-'23	0	0	0	0
17	Brandon Aubrey	K	6-3	208	28	R	Notre Dame	FA-'23	0	0	0	0
18	Jalen Tolbert	WR	6-1	200	24	2	South Alabama	D3-'22	0	0	0	0
19	Noah Igbinoghene	CB	5-11	194	23	4	Auburn	T(Mia)-'23	0	0	0	0
20	Tony Pollard	RB	6-0	215	26	5	Memphis	D4a-'19	0	0	0	0
21	Stephon Gilmore	CB	6-0	190	32	12	South Carolina	T(Ind)-'23	0	0	0	0
23	Rico Dowdle	RB	5-11	218	25	4	South Carolina	UDFA-'20	0	0	0	0
24	Israel Mukuamu	S	6-4	215	23	3	South Carolina	D6b-'21	0	0	0	0
26	DaRon Bland	CB	6-2	202	24	2	Fresno State	D5b-'22	0	0	0	0
28	Malik Hooker	S	6-1	215	27	7	Ohio State	FA-'21	0	0	0	0
30	Juanyeh Thomas	S	6-1	215	23	1	Georgia Tech	UDFA-'22	0	0	0	0
33	Damone Clark	LB	6-2	245	23	2	Louisiana State	D5c-'22	0	0	0	0
37	Eric Scott	DB	6-1	205	25	R	Southern Mississippi	D6a-'23	0	0	0	0
40	Hunter Luepke	RB	6-1	245	23	R	North Dakota State	UDFA-'23	0	0	0	0
42	Deuce Vaughn	RB	5-5	180	21	R	Kansas State	D6b-'23	0	0	0	0
44	Trent Sieg	LS	6-3	240	28	6	Colorado State	FA-'23	0	0	0	0
50	Devin Harper	LB	6-0	240	25	2	Oklahoma State	D6-'22	0	0	0	0
54	Sam Williams	DE	6-4	262	24	2	Mississippi	D2-'22	0	0	0	0
55	Leighton Vander Esch	LB	6-4	255	27	6	Boise State	D1-'18	0	0	0	0
56	Dante Fowler	DE	6-3	250	29	8	Florida	UFA-'23	0	0	0	0
58	Mazi Smith	DT	6-3	328	22	R	Michigan	D1-'23	0	0	0	0
63	Tyler Biadasz	C	6-4	316	25	4	Wisconsin	D4b-'20	0	0	0	0
66	T.J. Bass	G	6-4	315	24	R	Oregon	UDFA-'23	0	0	0	0
70	Zack Martin	G	6-4	315	32	10	Notre Dame	D1-'14	0	0	0	0
71	Chuma Edoga	OL	6-4	315	26	5	Southern California	UFA-'23	0	0	0	0
73	Tyler Smith	G/T	6-5	320	22	2	Tulsa	D1-'22	0	0	0	0
76	Asim Richards	T	6-4	315	22	R	North Carolina	D5-'23	0	0	0	0
77	Tyron Smith	T	6-5	307	32	13	Southern California	D1-'11	0	0	0	0
78	Terence Steele	T	6-6	320	26	4	Texas Tech	UDFA-'20	0	0	0	0
83	Jalen Brooks	WR	6-1	203	23	R	South Carolina	D7-'23	0	0	0	0
86	Luke Schoonmaker	TE	6-5	255	24	R	Michigan	D2-'23	0	0	0	0
87	Jake Ferguson	TE	6-5	252	24	2	Wisconsin	D4-'22	0	0	0	0
88	CeeDee Lamb	WR	6-2	197	24	4	Oklahoma	D1-20	0	0	0	0
89	Peyton Hendershot	TE	6-4	250	24	2	Indiana	UDFA-'22	0	0	0	0
90	DeMarcus Lawrence	DE	6-3	254	31	10	Boise State	D2-'14	0	0	0	0
92	Dorance Armstrong	DE	6-3	270	26	6	Kansas	D4a-'18	0	0	0	0
93	Villiami Fehoko	DE	6-4	283	23	R	San Jose State	D4-'23	0	0	0	0
95	Johnathan Hankins	DT	6-3	325	31	11	Ohio State	T(LV)-'22	0	0	0	0
96	Neville Gallimore	DT	6-2	315	26	4	Oklahoma	D3-'20	0	0	0	0
97	Osa Odighizuwa	DT	6-2	294	25	3	UCLA	D3a-'21	0	0	0	0
99	Chauncey Golston	DE	6-5	285	25	3	Iowa	D3b-'21	0	0	0	0
PRACTICE SQUAD												
16	Jalen Cropper	WR	5-11	180	22	R	Fresno State	UDFA-'23	0	0	0	0
27	Sheldrick Redwine	DB	6-0	195	26	4	Miami	FA-'22	0	0	0	0
29	C.J. Goodwin	CB	6-3	195	33	8	California (PA)	PS(Cin)-'18	0	0	0	0
34	Malik Davis	RB	5-10	205	24	2	Florida	UDFA-'22	0	0	0	0
40	Josh Butler	CB	6-0	186	26	R	Michigan State	FA-'23	0	0	0	0
46	Malik Jefferson	LB	6-2	245	26	4	Texas	FA-'22	0	0	0	0
48	Princeton Fant	TE	6-2	250	24	R	Tennessee	UDFA-'23	0	0	0	0
51	Durrell Johnson	DE	6-3	260	25	R	Liberty	UDFA-'23	0	0	0	0
64	Earl Bostick	T	6-6	315	24	R	Kansas	UDFA-'23	0	0	0	0
65	Sean Harlow	C	6-4	298	28	3	Oregon State	FA-'23	0	0	0	0
67	Brock Hoffman	C	6-4	315	24	1	Virginia Tech	FA-'22	0	0	0	0
72	Alex Taylor-Prioleau	T	6-8	320	26	1	South Carolina State	FA-'22	0	0	0	0
80	Tyron Billy-Johnson	WR	6-1	195	27	4	Oklahoma State	FA-'23	0	0	0	0
84	Sean McKeon	TE	6-5	255	25	4	Michigan	UDFA-'20	0	0	0	0
91	Tyrus Wheat	LB	6-2	263	23	R	Mississippi State	UDFA-'23	0	0	0	0
94	Willington Previlon	DL	6-5	285	26	1	Rutgers	FA-'23	0	0	0	0
RESERVE/INJURED												
25	Nahshon Wright	CB	6-4	200	24	3	Oregon State	D3c-'21	0	0	0	0
35	DeMarvion Overshown	LB	6-3	230	23	R	Texas	D3-'23	0	0	0	0
49	John Stephens	TE	6-6	245	23	R	Louisiana-Lafayette	UDFA-'23	0	0	0	0
75	Josh Ball	T	6-8	320	25	3	Marshall	D4b-'21	0	0	0	0
79	Matt Waletzko	T	6-8	320	23	2	North Dakota	D5a-'22	0	0	0	0
85	David Durden	WR	6-1	208	24	R	West Florida	UDFA-'23	0	0	0	0
RESERVE/SUSPENDED												
32	Ronald Jones	RB	6-0	218	26	6	Southern California	UFA(KC)-'23	0	0	0	0

2023 DALLAS COWBOYS POSITIONAL ROSTER

NO.	NAME	POS.	HT.	WT.	AGE	EXP.	COLLEGE	HOW ACQ.
QUARTERBACKS (3)								
4	Dak Prescott	QB	6-2	228	30	8	Mississippi State	D4b-'16
10	Cooper Rush	QB	6-3	224	29	6	Central Michigan	FA-'20
15	Trey Lance	QB	6-4	226	23	3	North Dakota State	T(SF)-'23
RUNNING BACKS (4)								
20	Tony Pollard	RB	6-0	215	26	5	Memphis	D4a-'19
23	Rico Dowdle	RB	5-11	218	25	4	South Carolina	UDFA-'20
40	Hunter Luepke	RB	6-1	245	23	R	North Dakota State	UDFA-'23
42	Deuce Vaughn	RB	5-5	180	21	R	Kansas State	D6b-'23
WIDE RECEIVERS (6)								
3	Brandin Cooks	WR	5-10	193	29	10	Oregon State	T(Hou)-'23
9	KaVontae Turpin	WR	5-7	155	27	2	TCU	UDFA-'22
13	Michael Gallup	WR	6-1	205	27	6	Colorado State	D3-'18
18	Jalen Tolbert	WR	6-1	200	24	2	South Alabama	D3-'22
83	Jalen Brooks	WR	6-1	203	23	R	South Carolina	D7-'23
88	CeeDee Lamb	WR	6-2	197	24	4	Oklahoma	D1-20
TIGHT ENDS (3)								
86	Luke Schoonmaker	TE	6-5	255	24	R	Michigan	D2-'23
87	Jake Ferguson	TE	6-5	252	24	2	Wisconsin	D4-'22
89	Peyton Hendershot	TE	6-4	250	24	2	Indiana	UDFA-'22
OFFENSIVE LINE (8)								
63	Tyler Biadasz	C	6-4	316	25	4	Wisconsin	D4b-'20
66	T.J. Bass	G	6-4	315	24	R	Oregon	UDFA-'23
70	Zack Martin	G	6-4	315	32	10	Notre Dame	D1-'14
71	Chuma Edogua	OL	6-4	315	26	5	Southern California	UFA-'23
73	Tyler Smith	G/T	6-5	320	22	2	Tulsa	D1-'22
76	Asim Richards	T	6-4	315	22	R	North Carolina	D5-'23
77	Tyron Smith	T	6-5	307	32	13	Southern California	D1-'11
78	Terence Steele	T	6-6	320	26	4	Texas Tech	UDFA-'20
DEFENSIVE LINE (10)								
54	Sam Williams	DE	6-4	262	24	2	Mississippi	D2-'22
56	Dante Fowler	DE	6-3	250	29	8	Florida	UFA-'23
58	Mazi Smith	DT	6-3	328	22	R	Michigan	D1-'23
90	DeMarcus Lawrence	DE	6-3	254	31	10	Boise State	D2-'14
92	Dorance Armstrong	DE	6-3	270	26	6	Kansas	D4a-'18
93	Viliami Fehoko	DE	6-4	283	23	R	San Jose State	D4-'23
95	Johnathan Hankins	DT	6-3	325	31	11	Ohio State	T(LV)-'22
96	Neville Gallimore	DT	6-2	315	26	4	Oklahoma	D3-'20
97	Osa Odighizuwa	DT	6-2	294	25	3	UCLA	D3a-'21
99	Chauncey Golston	DE	6-5	285	25	3	Iowa	D3b-'21
LINEBACKERS (4)								
11	Micah Parsons	LB	6-3	250	24	3	Penn State	D1-'21
33	Damone Clark	LB	6-2	245	23	2	Louisiana State	D5c-'22
50	Devin Harper	LB	6-0	240	25	2	Oklahoma State	D6-'22
55	Leighton Vander Esch	LB	6-4	255	27	6	Boise State	D1-'18
DEFENSIVE BACKS (12)								
1	Jayron Kearse	S	6-4	227	29	8	Clemson	FA-'21
2	Jourdan Lewis	CB	5-10	190	28	7	Michigan	D3-'17
6	Donovan Wilson	S	6-0	205	28	5	Texas A&M	D6-'19
7	Trevon Diggs	CB	6-1	204	24	4	Alabama	D2-'20
14	Markquese Bell	S	6-2	218	23	2	Florida A&M	UDFA-'22
19	Noah Igbinoghene	CB	5-11	194	23	4	Auburn	T(Mia)-'23
21	Stephon Gilmore	CB	6-0	190	32	12	South Carolina	T(Ind)-'23
24	Israel Mukuamu	S	6-4	215	23	3	South Carolina	D6b-'21
26	DaRon Bland	CB	6-2	202	24	2	Fresno State	D5b-'22
28	Malik Hooker	S	6-1	215	27	7	Ohio State	FA-'21
30	Juanyeh Thomas	S	6-1	215	23	1	Georgia Tech	UDFA-'22
37	Eric Scott	DB	6-1	205	25	R	Southern Mississippi	D6a-'23
SPECIALISTS (3)								
5	Bryan Anger	P	6-3	214	34	12	California	FA-'21
17	Brandon Aubrey	K	6-3	208	28	R	Notre Dame	FA-'23
44	Trent Sieg	LS	6-3	240	28	6	Colorado State	FA-'23

HOW THE COWBOYS WERE BUILT/CONTRACT STATUS

YEAR	DRAFT PICKS (36)	FREE AGENTS (17)	COLLEGE FREE AGENTS (18)	TRADES/WAIVERS (4)	PRACTICE SQUAD (1)
2011	T. Smith (1st)				
2014	Z. Martin (1st) D. Lawrence (2nd)				
2016	D. Prescott (4th)				
2017	J. Lewis (3rd)				
2018	L. Vander Esch (1st) M. Gallup (3rd) D. Armstrong (4th)				C. Goodwin (PS Cin -'18) ^
2019	T. Pollard (4th) D. Wilson (6th)				
2020	C. Lamb (1st) T. Diggs (2nd) N. Gallimore (3rd) T. Biadasz (4th-b)	C. Rush (FA-'20)	R. Dowdle (UDFA-'20) S. McKeon (UDFA-'20) ^ T. Steele (UDFA-'20)		
2021	M. Parsons (1st) O. Odighizuwa (3rd-a) C. Golston (3rd-b) N. Wright (3rd-c) * J. Ball (4th-b) * I. Mukuamu (6th-b)	B. Anger (FA-'21) M. Hooker (FA-'21) J. Kearsse (FA-'21)			
2022	T. Smith (1st) S. Williams (2nd) J. Tolbert (3rd) J. Ferguson (4th) D. Bland (5th) D. Clark (5th) M. Waletzko (5th) * D. Harper (6th)	D. Fowler (UFA '23) J. Hankins (T LV -'22) B. Hoffman (FA-'22) ^ M. Jefferson (FA-'22) ^ S. Redwine (FA-'22) ^ A. Taylor-Prioleau (FA-'22) ^	M. Bell (UDFA-'22) M. Davis (UDFA-'22) ^ P. Hendershot (UDFA-'22) J. Thomas (UDFA-'22) K. Turpin (UDFA-'22)		
2023	M. Smith (1st) L. Schoonmaker (2nd) D. Overshown (3rd) * V. Fehoko (4th) A. Richards (5th) E. Scott (6th) D. Vaughn (6th) J. Brooks (7th)	B. Aubrey (FA-'23) T. Billy-Johnson (FA-'23) ^ J. Butler (FA-'23) ^ C. Edoga (UFA-'23) S. Harlow (FA-'23) ^ R. Jones (UFA KC -'23) - T. Sieg (FA-'23)	T. Bass (UDFA-'23) E. Bostick (UDFA-'23) ^ J. Cropper (UDFA-'23) ^ D. Durden (UDFA-'23) * P. Fant (UDFA-'23) ^ D. Johnson (UDFA-'23) ^ H. Luepke (UDFA-'23) W. Previlon (FA-'23) ^ J. Stephens (UDFA-'23) * T. Wheat (UDFA-'23) ^	B. Cooks (T Hou -'23) S. Gilmore (T Ind -'23) N. Igbinoghene (T Mia -'23) T. Lance (T SF -'23)	

Key: ^ Practice Squad, * Reserve/Injured, - Reserve/Suspended

CONTRACT STATUS

PLAYER	SIGNED THROUGH	PLAYER	SIGNED THROUGH	PLAYER	SIGNED THROUGH
Bryan Anger	2024	Stephon Gilmore	2023	Dak Prescott	2024
Dorance Armstrong	2023	Chauncey Golston	2024	Willington Previlon ^	2023
Brandon Aubrey	2025	C.J. Goodwin ^	2023	Sheldrick Redwine ^	2023
Josh Ball *	2024	Johnathan Hankins	2023	Asim Richards	2026
T.J. Bass	2025	Sean Harlow ^	2023	Cooper Rush	2024
Markquese Bell	2024	Devin Harper	2025	Luke Schoonmaker	2026
Tyler Biadasz	2023	Peyton Hendershot	2024	Eric Scott	2026
Tyron Billy-Johnson ^	2023	Brock Hoffman ^	2023	Trent Sieg	2023
DaRon Bland	2025	Malik Hooker	2026	Mazi Smith	2026
Earl Bostick ^	2023	Noah Igbinoghene	2023	Tyler Smith	2025
Jalen Brooks	2026	Malik Jefferson ^	2023	Tyron Smith	2023
Josh Butler ^	2023	Durrell Johnson ^	2023	Terence Steele	2028
Damone Clark	2025	Ronald Jones -	2023	John Stephens *	2025
Brandin Cooks	2024	Jayron Kearsse	2023	Alex Taylor-Prioleau ^	2023
Jalen Cropper ^	2023	CeeDee Lamb	2023	Juanyeh Thomas	2025
Malik Davis ^	2023	Trey Lance	2024	Jalen Tolbert	2025
Trevon Diggs	2028	DeMarcus Lawrence	2023	KaVontae Turpin	2024
Rico Dowdle	2023	Jourdan Lewis	2023	Leighton Vander Esch	2024
David Durden *	2025	Hunter Luepke	2025	Deuce Vaughn	2026
Chuma Edoga	2023	Zack Martin	2024	Matt Waletzko *	2025
Princeton Fant ^	2023	Sean McKeon ^	2023	Tyrus Wheat ^	2023
Viliami Fehoko	2026	Israel Mukuamu	2024	Sam Williams	2025
Jake Ferguson	2025	Osa Odighizuwa	2024	Donovan Wilson	2025
Dante Fowler	2023	DeMarvion Overshown *	2026	Nahshon Wright *	2024
Neville Gallimore	2023	Micah Parsons	2024		
Michael Gallup	2026	Tony Pollard	2023		

2023 DALLAS COWBOYS CONTRACT ANALYSIS

OFFENSE		2023	2024	2025	2026	2027	2028	2029
QB	Lance, Trey			OPTION	UFA			
	Prescott, Dak			UFA				
	Rush, Cooper			UFA				
RB	Dowdle, Rico		UFA					
	Luepke, Hunter				RFA	UFA		
	Jones, Ronald (R/Sus)&		UFA					
	Pollard, Tony		UFA					
WR	Vaughn Deuce					UFA		
	Brooks, Jalen					UFA		
	Cooks, Brandin			UFA				
	Durden, David (IR)*				RFA	UFA		
	Gallup, Michael					UFA		
	Lamb, CeeDee		OPTION	UFA				
	Tolbert, Jalen				UFA			
TE	Turpin, KaVontae			RFA	UFA			
	Ferguson, Jake				UFA			
	Hendershot, Peyton			RFA	UFA			
	Schoonmaker, Luke					UFA		
OL	Stephens, John (IR)*				RFA	UFA		
	Ball, Josh (IR)*			UFA				
	Bass, T.J.				RFA	UFA		
	Biadasz, Tyler		UFA					
	Edoga, Chuma		UFA					
	Martin, Zack			UFA				
	Richards, Asim					UFA		
	Smith, Tyler				OPTION	UFA		
	Smith, Tyron		UFA					
	Steele, Terence							UFA
Waletzko, Matt (IR)*				UFA				

DEFENSE		2023	2024	2025	2026	2027	2028	2029
DL	Armstrong, Dorance		UFA					
	Fehoko, Viliami					UFA		
	Fowler, Dante		UFA					
	Gallimore, Neville		UFA					
	Golston, Chauncey			UFA				
	Hankins, Johnathan		UFA					
	Lawrence, DeMarcus			UFA				
	Odighizuwa, Osa			UFA				
	Smith, Mazi					OPTION	UFA	
	Williams, Sam				UFA			
LB	Clark, Damone				UFA			
	Harper, Devin				UFA			
	Overshown, DeMarvion (IR)*					UFA		
	Parsons, Micah			OPTION	UFA			
DB	Vander Esch, Leighton			UFA				
	Bell, Markquese			RFA	UFA			
	Bland, DaRon				UFA			
	Diggs, Trevon							UFA
	Gilmore, Stephon		UFA					
	Hooker, Malik					UFA		
	Igbinoghene, Noah		UFA					
	Kearse, Jayron		UFA					
	Lewis, Jourdan		UFA					
	Mukuamu, Israel			UFA				
	Scott, Eric					UFA		
	Thomas, Juanyeh			RFA	UFA			
Wilson, Donovan				UFA				
Wright, Nahshon (IR)*			UFA					

SPECIAL TEAMS		2023	2024	2025	2026	2027	2028	2029
ST	Anger, Bryan			UFA				
	Aubrey, Brandon				RFA	UFA		
	Sieg, Trent		UFA					

- Player is under contract for season
- Player will be an exclusive rights free agent
- Player will be an unrestricted free agent
- Player will be a restricted free agent
- Player has a club option available

*-Reserve/Injured #-Reserve/PUP or NFI &-Reserve/Suspended

WHEN BUILT AND WHEN THEY GOT TO THE COWBOYS

1st Round (13)

[9] Tyron Smith (2011)
 [10] Stephon Gilmore (2012-BUF)
 [16] Zack Martin (2014)
 [20] Brandin Cooks (2014-NO)
 [3] Dante Fowler (2015-JAX)
 [15] Malik Hooker (2017-IND)
 [19] Leighton Vander Esch (2018)
 [17] CeeDee Lamb (2020)
 [30] Noah Igbinoghene (2020-MIA)
 [3] Trey Lance (2021-SF)
 [12] Micah Parsons (2021)
 [24] Tyler Smith (2022)
 [26] Mazi Smith (2023)

2nd Round (6)

[49] Johnathan Hankins (2013-NYG)
 [34] DeMarcus Lawrence (2014)
 [38] Ronald Jones (2018-TB)-
 [51] Trevon Diggs (2020)
 [56] Sam Williams (2022)
 [58] Luke Schoonmaker (2023)

3rd Round (11)

[70] Bryan Anger (2012-JAX)
 [92] Jourdan Lewis (2017)
 [78] Malik Jefferson (2018-CIN)^
 [81] Michael Gallup (2018)
 [92] Chuma Edoga (2019-NYJ)
 [82] Neville Gallimore (2020)
 [75] Osa Odighizuwa (2021)
 [84] Chauncey Golston (2021)
 [90] Nahshon Wright (2021)*
 [88] Jalen Tolbert (2022)
 [90] DeMarvion Overshown (2023)*

4th Round (9)

[135] Dak Prescott (2016)
 [136] Sean Harlow (2017-ATL)^
 [116] Dorance Armstrong (2018)
 [119] Sheldrick Redwine (2019-CLE)^
 [128] Tony Pollard (2019)
 [146] Tyler Biadasz (2020)
 [138] Josh Ball (2021)*
 [129] Jake Ferguson (2022)
 [129] Viliami Fehoko (2023)

5th Round (4)

[155] Matt Waletzko (2022)*
 [167] DaRon Bland (2022)
 [176] Damone Clark (2022)
 [169] Asim Richards (2023)

6th Round (5)

[213] Donovan Wilson (2019)
 [227] Israel Mukuamu (2021)
 [193] Devin Harper (2022)
 [178] Eric Scott (2023)
 [212] Deuce Vaughn (2023)

7th Round (2)

[244] Jayron Kearse (2016-MIN)
 [244] Jalen Brooks (2023)

Undrafted (26)

C.J. Goodwin (2014-PIT)^
 Cooper Rush (2017)
 Trent Sieg (2018)
 Tyron Billy-Johnson (2019)^
 Rico Dowdle (2020)
 Sean McKeon (2020)^
 Willington Previlon (2020)^
 Terence Steele (2020)
 Alex Taylor-Prioleau (2020)^
 Markquese Bell (2022)
 Malik Davis (2022)^
 Peyton Hendershot (2022)
 Brock Hoffman (2022)^
 Juanyeh Thomas (2022)
 KaVontae Turpin (2022)
 Brandon Aubrey (2023)
 T.J. Bass (2023)
 Earl Bostick (2023)^
 Josh Butler (2023)^
 Jalen Cropper (2023)^
 David Durden (2023)*
 Princeton Fant (2023)^
 Durrell Johnson (2023)^
 Hunter Luepke (2023)
 John Stephens (2023)*
 Tyrus Wheat (2023)^

Key: - Reserve/Suspended, ^ Practice Squad, * Reserve/Injured

WHEN THEY GOT TO THE COWBOYS

2011 (1)

Tyron Smith, Round 1

2014 (2)

Zack Martin, Round 1
 DeMarcus Lawrence, Round 2

2016 (1)

Dak Prescott, Round 4

2017 (1)

Jourdan Lewis, Round 3

2018 (4)

Leighton Vander Esch, Round 1
 Michael Gallup, Round 3
 Dorance Armstrong, Round 4
 C.J. Goodwin, Practice Squad (CIN)^

2019 (2)

Tony Pollard, Round 4
 Donovan Wilson, Round 6

2020 (8)

CeeDee Lamb, Round 1
 Trevon Diggs, Round 2
 Neville Gallimore, Round 3
 Tyler Biadasz, Round 4
 Rico Dowdle, UDFA
 Sean McKeon, UDFA^
 Cooper Rush, FA
 Terence Steele, UDFA

2021 (9)

Micah Parsons, Round 1
 Chauncey Golston, Round 3
 Osa Odighizuwa, Round 3
 Nahshon Wright, Round 3*
 Josh Ball, Round 4*
 Israel Mukuamu, Round 6
 Bryan Anger, FA
 Malik Hooker, FA
 Jayron Kearse, FA

2022 (19)

Tyler Smith, Round 1
 Sam Williams, Round 2
 Jalen Tolbert, Round 3
 Jake Ferguson, Round 4
 DaRon Bland, Round 5
 Damone Clark, Round 5
 Matt Waletzko, Round 5*
 Devin Harper, Round 6
 Markquese Bell, UDFA
 Malik Davis, UDFA^
 Dante Fowler, UFA
 Johnathan Hankins, FA
 Peyton Hendershot, UDFA
 Brock Hoffman, FA^
 Malik Jefferson, FA^
 Sheldrick Redwine, FA^
 Alex Taylor-Prioleau, FA^
 Juanyeh Thomas, UDFA
 KaVontae Turpin, UDFA

2023 (29)

Mazi Smith, Round 1
 Luke Schoonmaker, Round 2
 DeMarvion Overshown, Round 3*
 Viliami Fehoko, Round 4
 Asim Richards, Round 5
 Eric Scott, Round 6
 Deuce Vaughn, Round 6
 Jalen Brooks, Round 7
 Brandon Aubrey, FA
 T.J. Bass, UDFA
 Tyron Billy-Johnson, FA^
 Earl Bostick, UDFA^
 Josh Butler, FA^
 Brandin Cooks, Trades (HOU)
 Jalen Cropper, UDFA^
 David Durden, UDFA*
 Chuma Edoga, UFA (ATL)
 Princeton Fant, UDFA^
 Stephon Gilmore, Trades (IND)
 Sean Harlow, FA^
 Noah Igbinoghene, Trades (MIA)
 Durrell Johnson, UDFA^
 Ronald Jones, UFA (KC)-
 Trey Lance, Trades (SF)
 Hunter Luepke, UDFA
 Willington Previlon, UDFA^
 Trent Sieg, FA
 John Stephens, UDFA*
 Tyrus Wheat, UDFA^

2023 TRANSACTIONS BY DATE

- Jan. 23..... Signed **Dontario Drummond, Brock Hoffman, Alec Lindstrom, Sheldrick Redwine** and **Juanyeh Thomas** to the Reserve/Futures list.
- Jan. 24..... Signed **Tyler Coyle** to the Reserve/Futures list.
- Jan. 25..... Signed **Antonio Callaway, Dennis Houston** and **Alex Taylor** to the Reserve/Futures list.
- Jan. 26..... Signed **Isaac Alarcon** and **Seth Green** to the Reserve/Futures list.
- Feb. 8..... Signed **Malik Jefferson** to the Reserve/Futures list.
- Feb. 22..... Signed **Tristan Vizcaino**.
- Feb. 24..... Named **Jeff Blasko** as Run Game Coordinator/RB coach, **Ramon Chinyoung** as Quality Control/Asst. OL coach, **Ryan Federer** as Game Management/Off. Assistant, **Sharrif Floyd** as Quality Control/Asst. DL coach, **Will Harriger** as Quality Control/Off. Assistant, **Chase Haslett** as Asst. Tight Ends coach, **Cannon Matthews** as Asst. Defensive Backs coach, **Pete Ohnegian** as Quality Control/Def. Assistant coach, **Brian Schottenheimer** as Offensive Coordinator, **Mike Solari** as Offensive Line coach, **Darian Thompson** as Quality Control/Asst. LB coach and **Scott Tolzien** as Quarterbacks coach.
- March 6.... Placed the franchise tag on **Tony Pollard**.
- March 14.. Re-signed **Leighton Vander Esch** and **Donovan Wilson** and acquired **Stephon Gilmore** in a trade with Indianapolis.
- March 15.. Released **Ezekiel Elliott**.
- March 17.. Re-signed **C.J. Goodwin** and **Cooper Rush**.
- March 18.. Acquired **Brandin Cooks** in a trade with Houston.
- March 21.. Signed **Rico Dowdle, Chuma Edoga** and **Ronald Jones**.
- March 22.. Signed **Dante Fowler, Takk McKinley** and **Trent Sieg**.
- March 23.. Signed **Tony Pollard** to the franchise tag.
- April 4..... Signed **Johnathan Hankins**.
- April 27 Drafted **Mazi Smith**.
- April 28 Drafted **Luke Schoonmaker** and **DeMarvion Overshown**.
- April 29 Drafted **Viliani Fehoko, Asim Richards, Eric Scott, Deuce Vaughn** and **Jalen Brooks**.
- May 12..... Signed **Jose Barbon, T.J. Bass, Earl Bostick, Jalen Brooks, Myles Brooks, Jalen Cropper, David Durden, Princeton Fant, Viliani Fehoko, Durrell Johnson, Isaiah Land, Hunter Luepke, D'Angelo Mandell, DeMarvion Overshown, Asim Richards, Luke Schoonmaker, Eric Scott, Mazi Smith, John Stephens, Deuce Vaughn** and **Tyrus Wheat**.
- June 5..... Waived **Antonio Callway** and signed **Tyron Johnson**.
- June 7..... Signed **Ben Banogu**.
- June 9..... Waived **Takk McKinley**.
- July 6 Signed **Brandon Aubrey**.
- July 25 Placed **Jourdan Lewis** on Active/PUP and **Luke Schoonmaker** on Active/NFI, signed **Josh Butler**. Signed **Trevon Diggs** to a five-year extension.
- August 5 ... Signed **Malik Hooker** to a three-year extension.
- August 7 ... Released **Tristan Vizcaino** and activated **Luke Schoonmaker** from Active/NFI.
- August 26 . Acquired **Trey Lance** in a trade with San Francisco.
- August 29 . Released **Isaac Alarcon, Ben Banogu, Jose Barbon, Tyron Billy-Johnson, Quinton Bohanna, Earl Bostick, Myles Brooks, Josh Butler, Jabril Cox, Tyler Coyle, Jalen Cropper, Malik Davis, Dontario Drummond, Chuma Edoga, Princeton Fant, Matt Farniok, Simi Fehoko, C.J. Goodwin, Seth Green, Will Grier, Brock Hoffman, Dennis Houston, Malik Jefferson, Durrell Johnson, Isaiah Land, Alec Lindstrom, D'Angelo Mandell, Sean McKeon, Sheldrick Redwine, Trent Sieg, Alex Taylor-Prioleau** and **Tyrus Wheat**. Placed **Josh Ball, David Durden, DeMarvion Overshown** and **John Stephens** on Reserve/Injured. Traded **Kelvin Joseph** to Miami and acquired **Noah Igbinoghene**.
- August 30 . Signed **Tyron Billy-Johnson, Earl Bostick, Josh Butler, Jalen Cropper, Malik Davis, Princeton Fant, C.J. Goodwin, Brock Hoffman, Malik Jefferson, Durrell Johnson, Sean McKeon, Sheldrick Redwine, Alex Taylor-Prioleau** and **Tyrus Wheat** to the practice squad. Placed **Matt Waletzko** and **Nahshon Wright** on Reserve/Injured and signed **Chuma Edoga** and **Trent Sieg** to the active roster.
- August 31 . Signed **Sean Harlow** and **Willington Previlon** to the practice squad.
- Sept. 4 Signed **Terence Steele** to a five-year extension.

2023 TRANSACTIONS BY PLAYER

ALARCON, Isaac - T
 1/26..... Signed as a Reserve/Future
 8/29..... Released
AUBREY, Brandon - K
 7/6..... Signed
BALL, Josh - G/T
 8/29..... Placed on Reserve/Injured
BANOQU, Ben - DE
 6/7..... Signed
 8/29..... Released
BARBON, Jose - WR
 5/12..... Signed
 8/29..... Released
BASS, T.J. - G
 5/12..... Signed
BILLY-JOHNSON, Tyron - WR
 6/5..... Signed
 8/29..... Released
 8/30..... Signed to practice squad
BLASKO, Jeff
 2/24..... Named Run Game Coordinator/RB Coach
BOSTICK, Earl - T
 5/12..... Signed
 8/29..... Released
 8/30..... Signed to practice squad
BROOKS, Jalen - WR
 4/29..... Drafted in the seventh round
BROOKS, Myles - CB
 5/12..... Signed
 8/29..... Released
BUTLER, Josh - CB
 7/25..... Signed
 8/29..... Released
 8/30..... Signed to practice squad
CALLWAY, Antonio - WR
 1/25..... Signed as a Reserve/Future
 6/5..... Released
CHINYOUNG, Ramon
 2/24..... Named Quality Control/Asst. OL Coach
COOKS, Brandin - WR
 3/18..... Acquired in trade with Houston
COX, Jabril - LB
 8/29..... Released
COYLE, Tyler - S
 1/24..... Signed as a Reserve/Future
 8/29..... Released
CROPPER, Jalen - WR
 5/12..... Signed
 8/29..... Released
 8/30..... Signed to practice squad
DAVIS, Malik - RB
 8/29..... Released
 8/30..... Signed to practice squad
DIGGS, Trevon - CB
 7/25..... Signed a contract extension though 2027
DOWDLE, Rico - RB
 3/21..... Signed
DRUMMOND, Dontario - WR
 1/23..... Signed as a Reserve/Future
 8/29..... Released
DURDEN, David - WR
 5/12..... Signed
 8/29..... Placed on Reserve/Injured
EDOGA, Chuma - T
 3/21..... Signed
 8/29..... Released
 8/30..... Signed
ELLIOTT, Ezekiel - RB
 3/15..... Released
FANT, Princeton - TE
 5/12..... Signed
 8/29..... Released
 8/30..... Signed to practice squad

FARNIOK, Matt - G
 8/29..... Released
FEDER, Ryan
 2/24..... Named Game Management/Off. Assistant
FEHOKO, Simi - WR
 8/29..... Released
FEHOKO, Viliami - DE
 4/29..... Drafted in the fourth round
FLOYD, Sharif
 2/24..... Named Quality Control/Asst. DL Coach
FOWLER, Dante - DE
 3/22..... Signed
GILMORE, Stephon - CB
 3/14..... Acquired in trade with Indianapolis
GOODWIN, C.J. - CB
 3/17..... Signed
 8/29..... Released
 8/30..... Signed to practice squad
GREEN, Seth - TE
 1/26..... Signed as a Reserve/Future
 8/29..... Released
GRIER, Will - QB
 8/29..... Released
HANKINS, Johnathan - DT
 4/4..... Signed
HARLOW, Sean - G
 8/31..... Signed to practice squad
HARRIGER, Will
 2/24..... Named Quality Control/Off. Assistant
HASLETT, Chase
 2/24..... Named Assistant Tight Ends Coach
HOFFMAN, Brock - C
 1/23..... Signed as a Reserve/Future
 8/29..... Released
 8/30..... Signed to practice squad
HOOKER, Malik - S
 8/5..... Signed a contract extension through 2025
HOUSTON, Dennis - WR
 1/25..... Signed as a Reserve/Future
 8/29..... Released
IGBINOGENE, Noah - CB
 8/29..... Acquired via trade
JEFFERSON, Malik - LB
 2/8..... Signed as a Reserve/Future
 8/29..... Released
 8/30..... Signed to practice squad
JOHNSON, Durrell - DE
 5/12..... Signed
 8/29..... Released
 8/30..... Signed to practice squad
JONES, Ronald - RB
 3/21..... Signed
 8/29..... Placed on Reserve/Suspended
LANCE, Trey - QB
 8/26..... Acquired via trade
LAND, Isaiah - LB
 5/12..... Signed
 8/29..... Released
LEWIS, Jourdan - CB
 7/25..... Placed on Active/PUP
LINDSTROM, Alec - C
 1/23..... Signed as a Reserve/Future
 8/29..... Released
LUEPKE, Hunter - FB
 5/12..... Signed
MANDELL, D'Angelo - CB
 5/12..... Signed
 8/29..... Released
MATTHEWS, Cannon
 2/24..... Named Asst. Defensive Backs Coach
McKEON, Sean - TE
 8/29..... Released
 8/30..... Signed to practice squad

McKINLEY, Takk - DE
 3/22..... Signed
 6/9..... Released
OHNEGIAN, Pete
 2/24..... Named Quality Control/Def. Assistant
OVERSHOWN, DeMarvion - LB
 4/28..... Drafted in the third round
 8/29..... Placed on Reserve/Injured
POLLARD, Tony - RB
 3/6..... Designated franchise tag player
 3/23..... Signed franchise tag
PREVILON, Willington - DT
 8/31..... Signed to practice squad
REDWINE, Sheldrick - DB
 1/23..... Signed as a Reserve/Future
 8/29..... Released
 8/30..... Signed to practice squad
RICHARDS, Asim - T
 4/29..... Drafted in the fifth round
RUSH, Cooper - QB
 3/17..... Signed
SCHOONMAKER, Luke - TE
 4/28..... Drafted in the second round
 7/25..... Placed on Active/NFI
 8/7..... Passed physical
SCHOTTENHEIMER, Brian
 2/24..... Named Offensive Coordinator
SCOTT, Eric - CB
 4/29..... Drafted in the sixth round
SIEG, Trent - LS
 3/22..... Signed
 8/29..... Released
 8/30..... Signed
SMITH, Mazi - DT
 4/27..... Drafted in the first round
SOLARI, Mike
 2/24..... Named Offensive Line Coach
STEELE, Terence - T
 9/4..... Signed a five-year extension
STEPHENS, John - TE
 5/12..... Signed
 8/29..... Placed on Reserve/Injured
TAYLOR-PRIOLEAU, Alex - T
 1/25..... Signed as a Reserve/Future
 8/29..... Released
 8/30..... Signed to practice squad
THOMAS, Juanyeh - S
 1/23..... Signed as a Reserve/Future
THOMPSON, Darian
 2/24..... Named Quality Control/Asst. LB Coach
TOLZIEN, Scott
 2/24..... Named Quarterbacks Coach
VANDER ESCH, Leighton - LB
 3/14..... Signed
VAUGHN, Deuce - RB
 4/29..... Drafted in the sixth round
VIZCAINO, Tristan - K
 2/22..... Signed
 8/7..... Released
WHEAT, Tyrus - LB
 5/12..... Signed
 8/29..... Released
 8/30..... Signed to practice squad
WILSON, Donovan - S
 3/14..... Signed



TEAM AND INDIVIDUAL STATS

2022 DALLAS COWBOYS STATISTICS

WON 12, LOST 5

Date	Result	Score	Opponent	Location	Points
9/11	L	3-19	Tampa Bay	A	93,797
9/18	W	20-17	Cincinnati	H	92,944
9/26	W	23-16	at N.Y. Giants	A	79,445
10/2	W	25-10	Washington	H	92,946
10/9	W	22-10	at L.A. Rams	A	74,154
10/16	L	17-26	at Philadelphia	A	69,879
10/23	W	24-6	Detroit	H	93,487
10/30	W	49-29	Chicago	H	93,767
11/13	L	28-31 (OT)	at Green Bay	A	78,433
11/20	W	40-3	at Minnesota	A	66,992
11/24	W	28-20	N.Y. Giants	H	93,568
12/4	W	54-19	Indianapolis	H	93,086
12/11	W	27-23	Houston	H	93,843
12/18	L	34-40 (OT)	at Jacksonville	A	69,050
12/24	W	40-34	Philadelphia	H	93,754
12/29	W	27-13	at Tennessee	A	69,292
1/8	L	6-26	at Washington	A	62,814
1/16	W	31-14	at Tampa Bay	A	69,145
1/22	L	12-19	at San Francisco	A	71,888

2022 TEAM STATISTICS

	DAL	OPP.
FIRST DOWNS	347	327
Rushing	129	119
Passing	194	174
Penalty	24	34
Third Down-Made/Att	105/231	87/231
Third Down Efficiency	45.5%	37.7%
Fourth Down-Made/Att	10/19	12/22
Fourth Down Efficiency	52.6%	54.5%
TOTAL NET YARDS	6,034	5,613
Avg. Per Game	317.6	295.4
Total Plays	1,114	1,101
Avg. Per Play	5.4	5.1
NET YARDS RUSHING	2,298	2,198
Avg. Per Game	120.9	115.7
Total Rushes	531	497
Avg. Per Rush	4.3	4.4
NET YARDS PASSING	3,736	3,415
Avg. Per Game	196.6	179.7
Sacked/Yards Lost	27/175	54/352
Gross Yards	3,911	3,767
Attempts/Completions	556/355	550/345
Pct. of Completion	63.8%	62.7%
Had Intercepted	18	16
PUNTS/AVERAGE	68/48.4	70/46.8
Net Punting Average	42.8	40.1
PUNT RETURN/AVG.	29/10.4	32/8.1
KICKOFF RETURN/AVG.	22/23.9	21/24.2
INTERCEPTION RETURN/AVG.	16/3.8	18/19.7
PENALTIES/YARDS	104/842	98/851
FUMBLES/BALL LOST	14/5	28/17
TOUCHDOWNS	55	35
Rushing	24	9
Passing	28	23
Returns	3	3
EXTRA POINTS/ATTEMPTS	50/53	28/29
TWO POINT CONVERSION/ATT.	0/2	1/5
FIELD GOALS/ATTEMPTS	29/32	34/40
AVG. TIME OF POSSESSION	26:15	33:45

SCORE BY PERIODS

	Q1	Q2	Q3	Q4	OT	PTS
TEAM	97	151	115	147	0	510
OPPONENTS	61	135	85	85	9	375

SCORING

	TD	RU	PA	RT	PAT	FG	2PT	S	PTS
B. Maher	0	0	0	0	50/53	29/32	0	0	137
E. Elliott	12	12	0	0	0/0	0/0	0	0	72
T. Pollard	12	9	3	0	0/0	0/0	0	0	72
C. Lamb	9	0	9	0	0/0	0/0	0	0	54
D. Schultz	5	0	5	0	0/0	0/0	0	0	30
M. Gallup	4	0	4	0	0/0	0/0	0	0	24
N. Brown	3	0	3	0	0/0	0/0	0	0	18
P. Hendershot	3	1	2	0	0/0	0/0	0	0	18
J. Ferguson	2	0	2	0	0/0	0/0	0	0	12
M. Davis	1	1	0	0	0/0	0/0	0	0	6
M. Hooker	1	0	0	1	0/0	0/0	0	0	6
D. Lawrence	1	0	0	1	0/0	0/0	0	0	6
M. Parsons	1	0	0	1	0/0	0/0	0	0	6
D. Prescott	1	1	0	0	0/0	0/0	0	0	6
TEAM	55	24	28	3	50/53	29/32	0	0	510
OPPONENTS	35	9	23	3	28/29	34/40	1	0	375

2-Pt Conv: B. Anger 0, TM 0-2, OPP 1-5

SACKS: M. Parsons 13.5, D. Armstrong 8.5, D. Lawrence 6.0, D. Fowler 6.0, D. Wilson 5.0, O. Odighizuwa 4.0, S. Williams 4.0, J. Kearsse 2.0, N. Gallimore 1.0, L. Vander Esch 1.0, C. Golston 1.0, A. Barr 1.0, J. Lewis 1.0, TM 54.0, OPP 27.0

FUM/LOST: D. Prescott 4/1, K. Turpin 3/2, C. Rush 2/0, N. Brown 1/1, D. Schultz 1/1, P. Hendershot 1/0, B. Anger 1/0, D. Armstrong 1/0, TM 14/5, OPP 28/17

PASSING	ATT	CMP	YDS	CMP%	YDS/ATT	TD	TD%	INT	INT%	LONG	SACK/LOST	RATING
D. Prescott	394	261	2,860	66.2	7.3	23	5.8	15	3.8	68t	20/126	91.1
C. Rush	162	94	1,051	58.0	6.5	5	3.1	3	1.9	46	7/49	80.0
C. Lamb	1	0	0	0.0	0.0	0	0.0	0	0.0	0	0/0	39.6
TEAM	557	355	3,911	63.7	7.0	28	5.0	18	3.2	68t	27.0/175	87.7
OPPONENTS	550	345	3,767	62.7	6.8	23	4.2	16	2.9	75t	54.0/352	84.7

RUSHING	NO.	YDS	AVG	LONG	TD
T. Pollard	193	1,007	5.2	57t	9
E. Elliott	231	876	3.8	27	12
D. Prescott	45	182	4.0	25	1
M. Davis	38	161	4.2	23t	1
C. Lamb	10	47	4.7	14	0
K. Turpin	3	17	5.7	11	0
C. Rush	9	6	0.7	6	0
P. Hendershot	1	2	2.0	2t	1
B. Anger	1	0	0.0	0	0
TEAM	531	2,298	4.3	57t	24
OPPONENTS	497	2,198	4.4	36t	9

RECEIVING	NO.	YDS	AVG	LONG	TD
C. Lamb	107	1,359	12.7	39	9
D. Schultz	57	577	10.1	30	5
N. Brown	43	555	12.9	51	3
M. Gallup	39	424	10.9	27	4
T. Pollard	39	371	9.5	68t	3
E. Elliott	17	92	5.4	31	0
J. Ferguson	19	174	9.2	30	2
P. Hendershot	11	103	9.4	29	2
T. Hilton	7	121	17.3	52	0
M. Davis	6	63	10.5	18	0
D. Houston	2	16	8.0	11	0
S. Fehoko	3	24	8.0	12	0
J. Tolbert	2	12	6.0	8	0
S. McKeon	2	11	5.5	10	0
K. Turpin	1	9	9.0	9	0
J. Washington	0	0	0.0	0	0
TEAM	355	3,911	11.0	68t	28
OPPONENTS	345	3,767	10.9	75t	23

INTERCEPTIONS	NO.	YDS	AVG	LONG	TD
D. Bland	5	19	3.8	15	0
M. Hooker	3	29	9.7	26	0
T. Diggs	3	10	3.3	7	0
J. Kearsse	1	2	2.0	2	0
N. Wright	1	0	0.0	0	0
J. Lewis	1	0	0.0	0	0
D. Wilson	1	0	0.0	0	0
I. Mukuamu	1	0	0.0	0	0
TEAM	16	60	3.8	26	0
OPPONENTS	18	354	19.7	52t	3

PUNTING	NO.	YDS	AVG	NET	TB	IN	LG	B
B. Anger	68	3,291	48.4	42.8	6	27	83	0
TEAM	68	3,291	48.4	42.8	6	27	83	0
OPPONENTS	70	3,273	46.8	40.1	6	29	63	1

PUNT RETURNS	RET	FC	YDS	AVG	LONG	TD
K. Turpin	29	26	303	10.4	52	0
TEAM	29	26	303	10.4	52	0
OPPONENTS	32	23	258	8.1	20	0

KICKOFF RETURNS	NO.	YDS	AVG	LONG	TD
K. Turpin	21	508	24.2	63	0
P. Hendershot	1	18	18.0	18	0
TEAM	22	526	23.9	63	0
OPPONENTS	21	509	24.2	34	0

FIELD GOALS	1-19	20-29	30-39	40-49	50+
B. Maher	0/0	9/9	5/5	6/7	9/11
TEAM	0/0	9/9	5/5	6/7	9/11
OPPONENTS	0/0	8/8	6/8	11/12	9/12

B. Maher: (51) (54, 50) (26, 28, 59WL 44) (53, 45, 28, 29) (33, 40, 36) (30, 59WR) (22) () () (27, 53, 60, 50) (46WR) () (33, 53) (24, 53) (21, 44, 48, 26) (36, 45) () ()

OPP: (44, 38, 36WL, 29, 47) (43, 50, 46) (47B, 42, 51, 51) (45) (29, 51WR) (51, 34) (40, 53) (36) (54SH, 28) (25) (57, 47) (52, 34) (43, 50, 54) (33, 48) (25, 47) (37, 29) (31WL, 52LU, 29, 22) () ()

2022 DALLAS COWBOYS DEFENSIVE STATISTICS

RNK	PLAYER	TKL	AST	TOTAL	SACKS/YDS	TFL/YDS	QBPR	FR	FF	INT/YDS	PD
1.	Wilson, Donovan	80	28	108	5.0/-35	4/-6	9	1	2	1/0	2
2.	Vander Esch, Leighton	69	31	100	1.0/-4	3/-5	3		1		1
3.	Kearse, Jayron	59	24	83	2.0/-12	5/-10	6	2	1	1/2	5
4.	Hooker, Malik	46	21	67		3/-7		1		3/29	3
5.	Lawrence, DeMarcus	49	12	61	6.0/-35	6/-9	45	2	3		3
6.	Barr, Anthony	38	23	61	1.0/-9	1/-4	6	2			1
7.	Diggs, Trevon	54	5	59				1		3/10	14
8.	Bland, DaRon	40	16	56		1/-2	2			5/19	7
9.	Parsons, Micah	34	20	54	13.5/-89	5/-10	69	3	3		3
10.	Clark, Damone	32	18	50		1/-3	1		2		
11.	Brown, Anthony	35	9	44		1/-1			1		7
12.	Odighizuwa, Osa	24	16	40	4.0/-27	5/-15	16		1		
13.	Gallimore, Neville	18	15	33	1.0/-9	1/-2	6				1
14.	Watkins, Carlos	13	17	30		2/-3	4		1		
15.	Armstrong, Dorance	15	13	28	8.5/-55	2/-6	25	2	1		
16.	Lewis, Jourdan	21	6	27	1.0/0					1/0	1
17.	Wright, Nahshon	16	6	22		1/-1				1/0	4
18.	Golston, Chauncey	13	9	22	1.0/-2	1/-2	7				1
19.	Fowler, Dante	17	3	20	6.0/-49	3/-11	29		2		2
20.	Bohanna, Quinton	6	14	20		3/-2	2				
21.	Williams, Sam	12	7	19	4.0/-26	7/-15	20	3	1		1
22.	Mukuamu, Israel	13	3	16			1			1/0	1
23.	Joseph, Kelvin	11	2	13					1		2
24.	Hankins, Johnathan	11	1	12		1/-3	2				
25.	Hill, Trysten	4	2	6		1/-4	4				
26.	Gifford, Luke	2	3	5					1		
27.	Coyle, Tyler	4	0	4							
28.	Cox, Jabril	2	2	4							
29.	Mullen, Trayvon	3	0	3							
30.	Alexander, Mackensie	1	0	1							
32.	Basham, Tarell										1

Ast=Assist, TFL=Tackle for a Loss, QBPR=Pressures, Int=Interception, FR=Fumble Recovery, FF=Forced Fumble, PD=Pass Defense

2022 COWBOYS SPECIAL TEAMS						
RNK	PLAYER	S	A	TOT	FF	BL
1.	Gifford, Luke	8	4	12	1	
2.	Goodwin, C.J.	4	5	9	1	
3.	Joseph, Kelvin	6	1	7		
4.	Overton, Matt	2	3	5		
5.	Hendershot, Peyton	3	1	4		
6.	Brown, Noah	2	2	4		
7.	Clark, Damone	2	1	3		
8.	Bland, DaRon	2	0	2		
	Davis, Malik	2	0	2		
	Mukuamu, Israel	2	0	2		
	Ollison, Qadree	2	0	2		
	Wilson, Donovan	2	0	2		
13.	Cox, Jabril	1	1	2		
14.	Coyle, Tyler	0	2	2		
15.	Dowdle, Rico	1	0	1		
	Ferguson, Jake	1	0	1		
	Pollard, Tony	1	0	1		
	Turpin, KaVontae	1	0	1		
	Wright, Nahshon	1	0	1		
20.	McKeon, Sean	0	1	1	1	
21.	Armstrong, Dorance	0	0	0		2

DEFENSIVE STATS BY RANK							
PRESSURES		SACKS		TACKLES FOR LOSS		INTERCEPTIONS	
PLAYER	NO	PLAYER	NO	PLAYER	NO	PLAYER	NO
1. M. Parsons	69	1. M. Parsons	13.5	1. S. Williams	7	1. D. Bland	5
2. D. Lawrence	45	2. D. Armstrong	8.5	2. D. Lawrence	6	2. T. Diggs	3
3. D. Fowler	29	3. D. Fowler	6.0	3. J. Kearse	5	M. Hooker	3
4. D. Armstrong	25	D. Lawrence	6.0	O. Odighizuwa	5	4. J. Kearse	1
5. S. Williams	20	5. D. Wilson	5.0	M. Parsons	5	J. Lewis	1

FORCED FUMBLES		FUMBLE RECOVERIES		PASSES DEFENSED	
PLAYER	NO	PLAYER	NO	PLAYER	NO
1. D. Lawrence	3	1. M. Parsons	3	1. T. Diggs	14
M. Parsons	3	S. Williams	3	2. D. Bland	7
3. D. Clark	2	3. D. Armstrong	2	A. Brown	7
D. Fowler	2	A. Barr	2	4. J. Kearse	5
D. Wilson	2	J. Kearse	2	5. N. Wright	4

DALLAS COWBOYS 2023 PRESEASON STATS

WON 1, LOST 2

8/12	L	23-28	Jacksonville	81,204
8/19	L	14-22	at Seattle	68,458
8/26	W	31-16	Las Vegas	80,325

2023 TEAM STATISTICS

	DAL	OPP.
FIRST DOWNS	69	54
Rushing	20	18
Passing	43	31
Penalty	6	5
Third Down-Made/Att	19/42	16/38
Third Down Efficiency	45.2%	42.1%
Fourth Down-Made/Att	7/8	2/7
Fourth Down Efficiency	87.5%	28.6%
TOTAL NET YARDS	1,090	1,093
Avg. Per Game	363.3	364.3
Total Plays	202	180
Avg. Per Play	5.4	6.1
NET YARDS RUSHING	341	383
Avg. Per Game	113.7	127.7
Total Rushes	83	85
Avg. Per Rush	4.1	4.5
NET YARDS PASSING	749	710
Avg. Per Game	249.7	236.7
Sacked/Yards Lost	9/70	2/9
Gross Yards	819	719
Attempts/Completions	110/83	93/59
Pct. of Completion	75.5%	63.4%
Had Intercepted	2	1
PUNTS/AVERAGE	9/50.7	7/52.3
Net Punting Average	36.5	51.1
PUNT RETURN/AVG.	2/4.0	6/11.8
KICKOFF RETURN/AVG.	7/25.4	2/20.5
INTERCEPTION RETURN/AVG.	1/0.0	2/10.5
PENALTIES/YARDS	16/135	25/171
FUMBLES/BALL LOST	4/2	3/1
TOUCHDOWNS	9	7
Rushing	4	5
Passing	5	2
Returns	0	0
EXTRA POINTS/ATTEMPTS	8/9	3/3
TWO POINT CONVERSION/ATT.	0/0	2/4
FIELD GOALS/ATTEMPTS	2/3	5/6
AVG. TIME OF POSSESSION	30:59	29:01

SCORE BY PERIODS

	Q1	Q2	Q3	Q4	OT	PTS
TEAM	7	28	17	16	0	68
OPPONENTS	11	33	3	19	0	66

SCORING

	TD	RU	PA	RT	PAT	FG	2PT	S	PTS
B. Aubrey	0	0	0	0	8/9	2/3	0	0	14
W. Grier	2	2	0	0	0/0	0/0	0	0	12
D. Vaughn	2	2	0	0	0/0	0/0	0	0	12
R. Dowdle	1	0	1	0	0/0	0/0	0	0	6
H. Luepke	1	0	1	0	0/0	0/0	0	0	6
L. Schoonmaker	1	0	1	0	0/0	0/0	0	0	6
J. Stephens	1	0	1	0	0/0	0/0	0	0	6
J. Tolbert	1	0	1	0	0/0	0/0	0	0	6
TEAM	9	4	5	0	8/9	2/3	0	0	68
OPPONENTS	7	5	2	0	3/3	5/6	2	0	66

2-Pt Conv: TM 0-0, OPP 2-4

SACKS: S. Williams 1.0, I. Land 1.0, TM 2.0, OPP 9.0

FUM/LOST: W. Grier 2/0, R. Dowdle 1/1, K. Turpin 1/1, TM 4/2, OPP 3/1

PASSING	ATT	CMP	YDS	CMP%	YDS/ATT	TD	TD%	INT	INT%	LONG	SACK/LOST	RATING
W. Grier	84	64	640	76.2	7.6	4	4.8	2	2.4	33	7/49	103.3
C. Rush	26	19	179	73.1	6.9	1	3.8	0	0.0	35	2/21	104.5
TEAM	110	83	819	75.5	7.4	5	4.5	2	1.8	35	9.0/70	103.6
OPPONENTS	93	59	719	63.4	7.7	2	2.2	1	1.1	48	2.0/9	89.9

RUSHING	NO.	YDS	AVG	LONG	TD
M. Davis	22	77	3.5	18	0
W. Grier	13	74	5.7	18	2
H. Luepke	21	67	3.2	11	0
D. Vaughn	13	64	4.9	26	2
R. Dowdle	14	59	4.2	9	0
TEAM	83	341	4.1	26	4
OPPONENTS	85	383	4.5	34	5

RECEIVING	NO.	YDS	AVG	LONG	TD
S. Fehoko	8	55	6.9	16	0
T. Billy-Johnson	7	102	14.6	33	0
J. Stephens	6	62	10.3	21	1
J. Brooks	3	22	7.3	11	0
J. Tolbert	6	95	15.8	35	1
M. Davis	7	34	4.9	13	0
D. Houston	5	62	12.4	22	0
R. Dowdle	5	42	8.4	21	1
D. Drummond	5	75	15.0	27	0
H. Luepke	5	60	12.0	29	1
L. Schoonmaker	5	44	8.8	12	1
J. Cropper	3	35	11.7	19	0
K. Turpin	3	32	10.7	15	0
S. McKeon	3	25	8.3	12	0
D. Vaughn	4	5	1.3	9	0
J. Ferguson	3	38	12.7	26	0
P. Fant	2	10	5.0	8	0
P. Hendershot	1	7	7.0	7	0
J. Barbon	1	6	6.0	6	0
S. Green	1	8	8.0	8	0
TEAM	83	819	9.9	35	5
OPPONENTS	59	719	12.2	48	2

INTERCEPTIONS	NO.	YDS	AVG	LONG	TD
J. Thomas	1	0	0.0	0	0
TEAM	1	0	0.0	0	0
OPPONENTS	2	21	10.5	20	0

PUNTING	NO.	YDS	AVG	NET	TB	IN	LG	B
B. Anger	9	456	50.7	36.5	1	4	60	1
TEAM	9	456	50.7	36.5	1	4	60	1
OPPONENTS	7	366	52.3	51.1	0	2	61	0

PUNT RETURNS	RET	FC	YDS	AVG	LONG	TD
K. Turpin	1	1	8	8.0	8	0
J. Cropper	1	1	0	0.0	0	0
TEAM	2	2	8	4.0	8	0
OPPONENTS	6	2	71	11.8	27	0

KICKOFF RETURNS	NO.	YDS	AVG	LONG	TD
D. Vaughn	3	68	22.7	30	0
R. Dowdle	2	67	33.5	44	0
M. Davis	2	43	21.5	23	0
TEAM	7	178	25.4	44	0
OPPONENTS	2	41	20.5	25	0

FIELD GOALS	1-19	20-29	30-39	40-49	50+
B. Aubrey	0/0	1/1	0/0	0/0	1/2
TEAM	0/0	1/1	0/0	0/0	1/2
OPPONENTS	0/0	0/0	1/1	1/2	3/3

B. Aubrey: (29) () (59WL, 59)

OPP: () (57, 36, 43WL) (44, 62, 50)

DALLAS COWBOYS 2023 PRESEASON DEFENSIVE STATS

RNK	PLAYER	TKL	AST	TOTAL	SACKS/YDS	TFL/YDS	QBPR	FR	FF	INT/YDS	PD
1.	D. Harper	8	9	17		2/-5	1	1			1
2.	M. Bell	8	7	15		1/-3					1
3.	J. Cox	9	4	13							
4.	J. Thomas	8	3	11		1/-5				1/0	3
5.	J. Butler	9	0	9		1/-2					2
6.	D. Clark	7	2	9							
7.	D. Overshown	3	6	9							
8.	I. Mukuamu	5	3	8							
9.	S. Redwine	5	2	7							
10.	T. Coyle	4	3	7							
11.	K. Joseph	2	5	7							3
12.	E. Scott	6	0	6							1
13.	D. Mandell	4	2	6							1
	T. Wheat	4	2	6			1				
15.	I. Land	3	3	6	1.0/-5	1/-5	2		1		
16.	B. Banogu	3	1	4			2				
17.	M. Jefferson	2	2	4							1
18.	V. Fehoko	1	3	4							
19.	S. Williams	3	0	3	1.0/-4	2/-5	2				
20.	D. Bland	2	1	3					1		
21.	N. Gallimore	1	2	3							
	M. Smith	1	2	3							
23.	C. Golston	0	3	3							
24.	D. Fowler	2	0	2		1/-1					
25.	I. Alarcon	1	1	2							
	M. Brooks	1	1	2							1
	O. Odighizuwa	1	1	2							
	N. Wright	1	1	2							
29.	D. Johnson	1	0	1		1/0					

Ast=Assist, TFL=Tackle for a Loss, QBPR=Pressures, Int=Interception, FR=Fumble Recovery, FF=Forced Fumble, PD=Pass Defense

2023 COWBOYS SPECIAL TEAMS							
RNK	PLAYER	S	A	TOT	FF	FR	BL
1.	Coyle, Tyler	2	0	2			
	Sieg, Trent	2	0	2			
3.	Fant, Princeton	1	1	2			
4.	Schoonmaker, Luke	1	0	1			
	Thomas, Juanyeh	1	0	1			
6.	Mandell, D'Angelo	0	1	1			

DEFENSIVE STATS BY RANK							
PRESSURES		SACKS		TACKLES FOR LOSS		INTERCEPTIONS	
PLAYER	NO	PLAYER	NO	PLAYER	NO	PLAYER	NO
1. B. Banogu	2	1. I. Land	1.0	1. D. Harper	2	1. J. Thomas	1
I. Land	2	S. Williams	1.0	S. Williams	2		
S. Williams	2			3. M. Bell	1		
4. D. Harper	1			J. Butler	1		
T. Wheat	1			D. Fowler	1		

FORCED FUMBLES		FUMBLE RECOVERIES		PASSES DEFENSED	
PLAYER	NO	PLAYER	NO	PLAYER	NO
1. D. Bland	1	1. D. Harper	1	1. K. Joseph	3
I. Land	1			J. Thomas	3
				3. J. Butler	2
				4. M. Bell	1
				M. Brooks	1



NON-MEDIA GUIDE BIOS



ONE COWBOYS WAY ★ FRISCO, TEXAS 75034 ★ P:972.497.4959 ★ WWW.DALLASCOWBOYS.COM

2023 NON-MEDIA GUIDE BIOS

BRANDON AUBREY
17 • Kicker

6-3 • 208 • 3/14/95
Notre Dame • FA -'23
NFL: Rookie • Rookie
Games/Starts: 2022-0/0; Career-0/0
Postseason: 2022-0/0; Career-0/0



TRANSACTION SUMMARY:

7/6/23: Signed with Dallas as a free agent.

2023 (USFL):

- Returned to the Birmingham Stallions for the 2023 season and converted 14-of-15 field goals and all 35 ATs.
- Led the league in kickoffs, notching 57 kicks and six touchbacks (10.5%).
- Helped lead the Stallions to their second consecutive USFL title.

2022 (USFL):

- Drafted as a placekicker by the Birmingham Stallions in the 32nd round of the 2022 USFL Draft.
- Led the league in kicking, making 18-of-22 field goals and 22-of-24 ATs on the season.
- Responsible for Stallion kickoffs, leading the league with 55 total kicks and tallied seven touchbacks (12.7%).
- Helped the Stallions to programs first championship title
- Earned All-USFL honors.

COLLEGE:


- Played four seasons of soccer at Notre Dame (2013-16).
- Scored 15 goals and totalled four assists in 76 appearances as a defender for the Fighting Irish.
- In his senior season at Notre Dame, was named NSCAA third-team All-American, NSCAA first-team All-South Region, and first-team All-AC
- Drafted in the first round of the 2017 MLS Draft (21st overall) by Toronto FC, playing for their minor league affiliate and then signed with the Philadelphia Union in 2018 to play with its minor league affiliate

PERSONAL:

- Attended Plano, Texas, High School where he played soccer his freshman and sophomore years.
- Rated as the 24th best recruit in the class of 2013 by College Soccer News and ranked as the 43rd best player nationally in the class of 2013 according to Top Drawer Soccer.
- Graduated with a computer science degree from Notre Dame.

NOAH IGBINOGHENE (IGG-bin-AWG-guh-nee)
19 • Cornerback

5-11 • 194 • 11/27/99
Auburn • T(Mia) -'23
NFL: 4th Year • Cowboys: 1st Year
Games/Starts: 2022-9/2; Career-32/5
Postseason: 2022-0/0; Career-0/0



PRO: The Dallas Cowboys added depth to the secondary when they traded for former first round pick, Noah Igbinoghene, right before the 2023 roster cut deadline. Igbinoghene, originally drafted by Miami, 30th overall, in the 2020 NFL Draft, gets a clean slate in Dallas. Over three seasons with the Dolphins, Igbinoghene saw action in 32 games and tallied 24 tackles, one interception and five pass breakups with two fumble recoveries.

TRANSACTION SUMMARY:

8/29/23: Traded to Dallas from Miami for Kelvin Joseph.

4/23/20: Drafted in the first round (30th overall) by Miami.

2023 (Miami/Dallas):

- Went to training camp with Miami and was traded to Dallas at the roster cut deadline.

2022 (Miami):

- Played in nine games and accumulated two starts during his third season with the Dolphins recording 10 tackles, one interception and three pass breakups.
- Notched his first career interception to clinch a Miami victory over Pittsburgh (10/23) when he picked off Kenny Pickett in the endzone with 30 seconds remaining in the game.

2021 (Miami):

- Saw action in seven games and recorded one start while tallying four tackles and two special teams tackles.
- Recorded a season-high four tackles at Jacksonville in London (10/17).

2020 (Miami):

- Played 16 games and accumulated two starts in his rookie season and notched 10 tackles, two pass breakups, three special teams tackles and two fumble recoveries.
- Amassed four kickoff returns for 68 yards (17.0 avg).
- Made his NFL debut at New England (9/13), recording two tackles and becoming the youngest player in Dolphins history to appear in a game at 20 years, 291 days old.
- Made his first start at safety at Jacksonville (9/24), notching three tackles and his first career pass breakup.

COLLEGE:

- Was a three-year letterman (2017-19) and two-year starter at Auburn, switching from wide receiver to cornerback before his sophomore season.
- Saw action in 40 games and accumulated 22 starts as a Tiger, finishing with 92 tackles, one interception, 19 pass breakups, one forced fumble, six receptions for 24 yards (4.0 avg), one carry for 11 yards, 44 kickoff returns for 1,199 yards (27.3 avg) and two touchdowns.
- In 2019, started all 13 games at cornerback, amassing 42 tackles, seven passes defensed, nine kickoff returns for 1,199 yards (27.3 avg) and one kickoff return touchdown.
- Played in 13 games with nine starts at corner during the 2018 season. Accrued 50 tackles, one interception, 12 passes defensed, one forced fumble and 11 kickoff returns for 311 yards (28.3 avg).
- Saw action in all 14 games as a freshman in 2017, tallying six receptions for 24 yards (4.0 avg), one carry for 11 yards, 24 kickoff returns for 571 yards (28.3 avg) and one kickoff return touchdown.

PERSONAL:

- Attended Hewitt-Trussville High School in Trussville, Ala, where he played wide receiver.
- Competed in track and field at Auburn his freshman year, where he finished seventh in the triple jump (15.24m) at the 2018 SEC Indoor Championships.
- His parents, Festus and Faith Igbino ghene, were both Olympic track athletes for Nigeria.
- Majored in business management at Auburn.

IGBINOGHENE'S NFL TOTALS

Year Team	GP-GS	DEFENSE						INTERCEPTIONS					FUMBLES REC						
		ST	AT	TT	Sks-Yds	Tk/Ls	QB Prs	PBU	FF	No	Yds	Avg	Lg	TD	No	Yds	Avg	Lg	TD
2020 Miami	16-2	9	1	- 10	0.0(0)	0(0)	0	2	0	0	0	0.0	0	0	2	0	0.0	0	0
2021 Miami	7-1	4	0	- 4	0.0(0)	0(0)	0	0	0	0	0	0.0	0	0	0	0	0.0	0	0
2022 Miami	9-2	8	2	- 10	0.0(0)	0(0)	0	3	0	1	0	0.0	0	0	0	0	0.0	0	0
Totals	32-5	21	3	- 24	0.0(0)	0(0)	0	5	0	1	0	0.0	0	0	2	0	0.0	0	0

Year Team	KICKOFF RETURNS				
	No	Yds	Avg	Long	TD
2020 Miami	4	68	17.0	22	0
2021 Miami	0	0	0.0	-	0
2022 Miami	0	0	0.0	-	0

TREY LANCE
15 • Quarterback

6-4 • 224 • 5/9/00
 North Dakota State • T(SF)-23
 NFL: 3rd Year • Cowboys: 1st Year
 Games/Starts: 2022-2/2; Career-8/4
 Postseason: 2022-0/0; Career-0/0



PRO: Prior to their final 2023 preseason game, the Dallas Cowboys added a young, talented signal caller to the quarterback room when sending a 2024 fourth round pick to the San Francisco 49ers for Trey Lance, the former third overall pick from the 2021 NFL Draft. While learning under veteran quarterbacks Dak Prescott and Cooper Rush in Dallas, Lance will continue to develop his dual-threat abilities that made him such a sought after prospect in the Draft. Along with 797 career passing yards, Lance has rushed for 235 yards on 54 carries (4.4 avg.) in eight career games. Lance began the 2022 season as San Francisco's starting quarterback before suffering a season-ending ankle injury in Week 2.

TRANSACTION SUMMARY:

- 8/26/23:** Traded to Dallas from San Francisco for a 2024 fourth round pick.
- 9/21/22:** Placed on Reserve/Injured with an ankle injury.
- 4/29/21:** Drafted in the first round (third overall) by San Francisco.

2023 (San Francisco/Dallas):

- Started training camp on the 49ers roster before being traded to Dallas prior to the last preseason game.

2022 (San Francisco):

- Started two games and completed 15-of-31 passes for 194 yards, while adding 67 rushing yards on 16 carries (4.2 avg.), before suffering a season-ending ankle injury in the Week 2 contest against Seattle (9/18).

2021 (San Francisco):

- Appeared in six games as a rookie, with two starts, and completed 41 of his 71 pass attempts (57.7%) for 603 yards, five touchdowns and a quarterback rating of 97.3. Also added 38 rushes for 168 yards and a score.
- Threw for a touchdown on his first two pass attempts - a five-y d touchdown pass at Detroit (9/12) and 76-yard score against Seattle (10/3) - to become the first player in the last 40 years to throw a touchdown on each of his first two pass completions
- Stepped in for an injured Jimmy Garoppolo (calf) in the second half against Seattle (10/3), completing nine-of-19 passes for 157 yards, two touchdowns and a quarterback rating of 117.1.
- Made his first career start at Arizona (10/10), completing 15-of-29 attempts for 192 yards and rushing for 89 yards on 16 carries (5.6 avg.).
- Started his second game of the season in Week 17 against Houston (1/2/22), setting career-highs in passing yards (249), completion percentage (69.6%) and tied a career-high with two touchdown passes.

COLLEGE:

- Appeared in 19 games, with 17 starts, in three seasons at North Dakota State (2018-20) as a dual-threat quarterback, completing 208-of-318 attempts (65.4%) for 2,947 passing yards, 30 touchdowns and one interception to go along with 1,325 rushing yards and 18 touchdowns on 192 carries (6.9 avg.).
- Started one game in 2020 before the season was canceled due to the COVID-19 pandemic. In his lone appearance, threw for 149 yards and two touchdowns while adding 143 rushing yards and two scores on the ground.
- In 2019 as a redshirt freshman, started all 16 games and completed 192-of-287 passes (66.9%) for 2,786 yards and 28 touchdowns while rushing for 1,100 yards and 14 touchdowns. Became the first freshman to be awarded the STATS FCS Walter Payton Award as the top offensive player in the FCS. Also awarded the Jerry Rice Award as the top freshman player, becoming the first player to win both major FCS legacy awards in the same season.
- Redshirted as a true freshman in 2018, playing in two contests and attempting just one pass.

PERSONAL:

- Attended Marshall, Minn., High School where he was a three-year starter at both quarterback and safety. In his senior season, threw for 1,386 yards and 14 touchdowns with 641 rushing yards and 10 touchdowns on the ground. Also recorded 54 tackles and three interceptions.
- Team captain and all-conference performer in both football and basketball at Marshall High School.
- Majored in strategic communication with a minor in business administration at North Dakota State.

LANCE'S NFL TOTALS

		PASSING											
Year Team	GP-GS	Att	Cmp	Pct	Yds	Yds/Att	TD	TD%	Int	Int%	Long	Sacks	Rating
2021 San Francisco.....	6-2	71	41	57.7	603	8.5	5	7.0	2	2.8	76t	4/15	97.3
2022 San Francisco.....	2-2	31	15	48.4	194	6.3	0	0.0	1	3.2	44	2/9	55.0
Totals.....	8-4	102	56	54.9	797	7.8	5	4.9	3	2.9	76t	6/24	84.5

		RUSHING				
Year Team		No	Yds	Avg	Long	TD
2021 San Francisco.....		38	168	4.4	15	1
2022 San Francisco.....		16	67	4.2	13	0
Totals.....		54	235	4.4	15	1