



REGULAR SEASON GAME #2
 SUNDAY, SEPTEMBER 18, 2022
 DALLAS COWBOYS VS. CINCINNATI BENGALS
 AT&T STADIUM - ARLINGTON, TX - 3:25 P.M. (CDT)

DELIVERED BY:



★ COWBOYS PR ON TWITTER ★

The official Twitter account of the Dallas Cowboys Public Relations team (@DallasCowboysPR) will provide pertinent stats, information, transactions, game updates and more throughout the week and on gameday. Follow us for the most up-to-date info related to the Cowboys organization.

CBS SPORTS/CBS 11 DFW
 Play-By-Play: Jim Nantz
 Analyst: Tony Romo
 Sideline Reporter: Tracy Wolfson

KRLD-FM 105.3 THE FAN
 Play-By-Play: Brad Sham
 Analyst: Babe Laufenberg
 Sideline Reporter: Kristi Scales

KMVK-FM 107.5 Mega
 Play-By-Play: Victor Villalba
 Analyst: Luis Perez
 Sideline Reporter: Carlos Nava

COMPASS MEDIA (National)
 Play-By-Play: Kevin Ray
 Analyst: Danny White

QUICK FACTS:
 DALLAS COWBOYS (0-1)
 vs.
 CINCINNATI BENGALS (0-1)

Regular Season Series Record:
 Dallas leads the series 9-4

Last Meeting:
 Dallas 30, @ Cincinnati 7, Dec. 13, 2020

Last Meeting in Dallas:
 Dallas 28, Cincinnati 14, Oct. 9, 2016

Last Cowboys Win:
 Dallas 30, @ Cincinnati 7, Dec. 13, 2020

Series Streak:
 Dallas has won four straight dating back to 2008

★ BY THE NUMBERS ★

5

In his 15-year head coaching career, Mike McCarthy is 5-1 the week following a season-opening loss, including a 2-0 mark with Dallas.

7

Dalton Schultz led all NFL tight ends in Week One with seven receptions against zone coverage for 62 yards.

15.0

Micah Parsons is one-of-five players in NFL history to have 15.0 sacks in his first 17 games as a pro, joining John Abraham (15.5), Joey Bosa (15.0), Jevon Kearse (15.0) and Aldon Smith (15.0).

★ TABLE OF CONTENTS ★

Radio and TV broadcast info	1
Dallas Cowboys media schedule	1
Dallas Cowboys OMG info	1
Cowboys PR contact info	1
Dallas Cowboys 2022 schedule	2
DallasCowboys.com	2
What to watch for	3
Mike McCarthy Facts and Figures	4
2022 Coaching Staff	4
Mike McCarthy coaching record	5
Head coach bios	5
2022 NFL Draft	6
2022 free agency	6
Primetime Cowboys	6
New Kids on the Block	6
Season opener stats and info	7
Player highlights	8
Series history	8
AT&T Stadium stats and figures	9
A Championship Tradition	10
Pro Bowl Numbers	10
Individual Notes	11-29
Dak Prescott	11-16
Ezekiel Elliott	17-19
Tony Pollard	20
CeeDee Lamb	21-22
Dalton Schultz	22
Offensive Notes	23-24
Trevon Diggs	25
Micah Parsons	26-27
Micah Parsons/DeMarcus Lawrence	27
Defensive Notes	27-28
Bryan Anger/Brett Maher	29
Special Teams Notes	29
Unofficial Depth Chart	30
Pronunciation Guide	30
Coaching Staff	30
Alphabetical Roster	31
Numerical Roster	32
Positional Roster	33
How The Cowboys Were Built	34
Contract Status	34
Contract Analysis	35
When The Cowboys Were Built	36
Transactions by Date	37
Transactions by Player	38
2021 Regular Season Stats	39
2021 Defensive Stats	40
Non-Media Guide Bios	41-45

★ DALLAS COWBOYS 2022 SCHEDULE ★

The Cowboys schedule currently features five games that will be broadcast nationally in primetime, including two from AT&T Stadium. In addition to the two primetime games at AT&T Stadium - both on NBC's *Sunday Night Football* - and the club's annual Thanksgiving Day national appearance (this year on FOX), the Cowboys will make three national appearances in primetime on the road, one on ESPN's *Monday Night Football*, one on NBC's *SNF* and one on Thursday night on Amazon Prime video.

The Cowboys play seven games against teams that qualified for the 2021 playoffs - Cincinnati, Green Bay, LA Rams, Philadelphia (twice), Tampa Bay and Tennessee.

This season marks the eighth time - third time in the last four seasons - that the Cowboys will face both Super Bowl participants from the previous season:

Years	Teams	Years	Teams
2022	CIN and LAR*	2010	IND and NO*
2021	KC and TB*	1995	SD and SF*
2019	LAR and NE*	1973	MIA* and WAS
2015	NE* and SEA	1970	KC* and MIN

** indicates Super Bowl champion*

The NFL also introduced its expanded regular season in 2021 with a 17th game. This season pairs Dallas with its same place finisher from the AFC North (Cincinnati).

DATE	REGULAR SEASON (TV)	KICKOFF
Sun., Sept. 11	TAMPA BAY (NBC)	L, 3-19
Sun., Sept. 18	CINCINNATI (CBS)	3:25 p.m.
Mon., Sept. 26	@ N.Y. Giants (ESPN/ABC)	7:15 p.m.
Sun., Oct. 2	WASHINGTON (FOX)	12:00 p.m.
Sun., Oct. 9	@ LA Rams (FOX)	3:25 p.m.
Sun., Oct. 16	@ Philadelphia (NBC)	7:20 p.m.
Sun., Oct. 23	DETROIT (CBS)	12:00 p.m.
Sun., Oct. 30	CHICAGO (FOX)	12:00 p.m.
Sun., Nov. 6	Bye	
Sun., Nov. 13	@ Green Bay (FOX)	3:25 p.m.
Sun., Nov. 20	@ Minnesota (CBS)	3:25 p.m.
Thurs., Nov. 24	N.Y. GIANTS (FOX)	3:30 p.m.
Sun., Dec. 4	INDIANAPOLIS (NBC)	7:20 p.m.
Sun., Dec. 11	HOUSTON (FOX)	12:00 p.m.
Sun., Dec. 18	@ Jacksonville (FOX)	12:00 p.m.
Sun., Dec. 24	PHILADELPHIA (FOX)	3:25 p.m.
Thurs., Dec. 29	@ Tennessee (Amazon Prime)	7:15 p.m.
Sat/Sun., Jan. 7/8	@ Washington (TBD)	TBD

Home Games in BOLD

★ DALLASCOWBOYS.COM ★



The Dallas Cowboys official website offers the best collection of timely articles, press conferences and videos, combined with the best spot to purchase tickets and order merchandise from the Cowboys Pro Shop. From the latest news to the latest apparel, there is no better place to visit than DallasCowboys.com.

To view the latest press conferences featuring coaches, player interviews from daily locker room sessions, radio interviews with Cowboys front office executives and Dallas Cowboys game highlights, visit <https://www.dallascowboys.com/all-media/>



@dallascowboys



/dallascowboys



@dallascowboys



@dallascowboys



@dallascowboys



Round Up

A look at this week's top storylines



vs.



Dallas Cowboys (0-1) vs. Cincinnati Bengals (0-1) • Sunday, Sept. 18, 2021 3:25 p.m. CDT

Player Spotlight

11 Micah Parsons

4

★ Micah Parsons opened the season last week with 2.0 sacks against Tampa Bay, his fourth career multi-sack game. Parsons' four multi-sack games are the most by any Cowboys defender in his first two seasons since sacks became official in 1982.

Most Multi-Sack Games Through First Two Seasons, Cowboys History

Player	Seasons	Multi-Sack Games
Micah Parsons	2021-22	4
Jimmie Jones	1990-91	3
Jim Jeffcoat	1983-84	3
Maliek Collins	2016-17	2
DeMarcus Ware	2005-06	2
Greg Ellis	1998-99	2

★ Parsons now has 15.0 sacks in his first 17 games as a pro, becoming one-of-five players to have 15.0 sacks in the first 17 games of a career.

Most Sacks Through 17 Career Games, NFL History

Player	Seasons	Multi-Sack Games
John Abraham	2000-01	15.5
Joey Bosa	2016-17	15.0
Jevon Kearse	1999-2000	15.0
Aldon Smith	2011-12	15.0
Micah Parsons	2021-22	15.0

SCOUTING REPORT

26.7

Despite recording zero takeaways and only one sack, Cincinnati's defense held Pittsburgh to 5-of-14 (26.7%) on third down conversions in the opener, good for sixth in the NFL.

40.0

The Bengals scored a touchdown on two of their five red zone trips, a red zone TD efficiency of 40.0% that tied for 23rd in the NFL in Week One - while the Dallas defense is tied for fifth in red zone TD efficiency after allowing just one touchdown in three red zone trips (33.3%).

★ WHAT TO WATCH FOR IN WEEK 2 ★

10

COOPER RUSH

- * With 300 passing yards on Sunday, Cooper Rush would become the first Cowboys quarterback and fourth player in NFL history with 300-plus yards through the air in the first two starts of his career.

11

MICAH PARSONS

- * Micah Parsons has 15.0 career sacks in his first 17 games as a pro. With 1.5 sacks on Sunday, Parsons would tie Aldon Smith (16.5) for the most sacks through 18 career games.
- * Parsons' four multi-sack games are the most by any Cowboy in his first two seasons. With one more multi-sack game, Parsons would tie for 15th all-time in multi-sack games in the first two seasons. The last player with five multi-sack games in his first two seasons was Myles Garrett in 2017-18.
- * Parsons needs 5.0 sacks to become the only Cowboys player to reach 20.0 sacks in his first two seasons. DeMarcus Ware had 19.5 sacks in his first two years.

21

EZEKIEL ELLIOTT

- * Ezekiel Elliott has become better as his carries increase in games. In carries 11-20 in his career, Elliott is averaging 4.7 yards-per-rush and has scored 27 of his 56 career rushing touchdowns, versus 4.4 yards-per-carry and 26 touchdowns on carries 1-10.
- * With a rushing and receiving touchdown against the Bengals, Elliott (nine) would break a tie with Christian McCaffrey and Alvin Kamara for the most games with a touchdown on the ground and through the air (10).

86

DALTON SCHULTZ

- * Dalton Schultz recorded seven catches in Week 1, and with 10 catches against the Bengals he can tie Jason Witten (2017) for the most catches by a Cowboys tight end in the first two games of a season.
- * Schultz (12) needs one touchdown catch to pass David LaFleur for the sixth-most touchdown receptions by a tight end in franchise history. With two scores, Schultz would tie Pettis Norman (14) for fifth on the all-time list.

88

CEEDEE LAMB

- * CeeDee Lamb converted 68.4% of his 79 catches into first downs last year - 19th-highest among wide receivers and best on the Cowboys. He is tied for the league-lead in 2022, converting 100% (two-of-two) of his catches into first downs.
- * Lamb has five career 100-yard receiving games, which tied Drew Pearson for the second-most 100-yard games by a Cowboy through his first two seasons. Lamb needs nine 100-yard performances in 2022 to tie Bob Hayes (14) for the most 100-yard receiving games by a Cowboy in his first three seasons.



DALLAS COWBOYS

- * In McCarthy's first two seasons with Dallas, the Cowboys have responded from season opening losses with wins in Week 2 (40-39; vs. Atlanta, 9/20/20) and (20-17; at LA Chargers, 9/19/21). In McCarthy's 15-year career, he is 5-1 the week following a season-opening loss.
- * Since 2016, Dallas has the third-most receptions (603) and the fourth-highest rushing average (4.55 yards-per-carry) and completion percentage (66.1%) against the AFC among NFC opponents.
- * The Cowboys have scored 29.0 points-per-game at AT&T Stadium since 2016, second-most in the NFL behind New Orleans' 29.3 scoring average at home.

★ COWBOYS & AT&T ★



As the title sponsor for this week's game, AT&T will feature a video during halftime that highlights AT&T's commitment to bringing the benefits of broadband and digital access to all - narrowing the digital divide. From opening Connected Learning Centers across the country, to distributing laptops to local families in need, AT&T is empowering communities by focusing not only on access to affordable high-speed internet, but also the skills and community resources that encourage safe and successful adoption. The video will conclude with a live in-game recognition of AT&T frontline employees who donated their time to distribute devices to DFW families in need.

MIKE McCARTHY

Head Coach

Baker University
Head Coach: 16th Year • NFL: 29th Year • Cowboys: 3rd Year

DALLAS DALLAS DALLAS DALLAS
COWBOYS



★ WINNING HEAD COACH ★

The Dallas Cowboys named Mike McCarthy the ninth head coach in franchise history on Jan. 5, 2020. Along with 13 years of head coaching experience and 13 additional years as an assistant coach in the NFL, McCarthy came to Dallas with a 125-77-2 regular season coaching record - all with the Green Bay Packers (2006-18).

After a 6-10 record in 2020, a 12-5 record in 2021, and an 0-1 record in 2022, he owns the fifth-most wins (26th all-time) and eighth-highest winning percentage among qualifying active NFL coaches. His teams have qualified for the postseason 10 times, won six NFC North Division titles and one NFC East title, made four NFC Championship Game appearances and took home a Super Bowl XLV championship.

Most Regular Season Wins by Active Head Coach

Coach	Years	Won	Loss	Tied	Pct
Bill Belichick.....	1991-2022	290	144	0	.668
Andy Reid.....	1999-2022	234	135	1	.634
Mike Tomlin.....	2007-2022	155	85	2	.645
Pete Carroll.....	1994-2022	153	104	1	.595
Mike McCarthy.....	2006-2022	143	93	2	.605
John Harbaugh.....	2008-2022	138	88	0	.611
Ron Rivera.....	2011-2022	91	82	1	.526

★ 2022 ASSISTANT COACHES ★

(S) Sideline; (B) Booth OFFENSE

Kellen Moore (S).....	Offensive Coordinator
Joe Philbin (S).....	Offensive Line
Jeff Blasko (B).....	Asst. Offensive Line
Robert Prince (S).....	Wide Receivers
Lunda Wells (S).....	Tight Ends
Skip Peete (S).....	Running Backs
Doug Nussmeier (S).....	Quarterbacks
Chase Haslett (B).....	Quality Control - Offense
Kyle Valero (S).....	Quality Control/Analytics
Scott Tolzien (B).....	Offensive Assistant
Evan Harrington (B).....	Offensive Assistant

DEFENSE

Dan Quinn (B).....	Defensive Coordinator
Rob Davis (S).....	Asst. Head Coach
Aden Durde (S).....	Defensive Line
Leon Lett (S).....	Asst. Defensive Line
Scott McCurley (B).....	Linebackers
George Edwards (S).....	Senior Defensive Assistant
Joe Whitt Jr. (S).....	Passing Game Coord./Secondary
Al Harris (S).....	Defensive Backs
Cannon Matthews (B).....	Quality Control - Defense
Ryan Feder (B).....	Quality Control/Analytics
Eric Simonelli (B).....	Quality Control/Analytics

SPECIAL TEAMS

John Fassel (S).....	Special Teams Coordinator
Rayna Stewart (B).....	Asst. Special Teams

STRENGTH AND CONDITIONING

Harold Nash Jr. (S).....	Strength and Conditioning Coordinator
Cedric Smith (S).....	Asst. Strength and Conditioning
Kendall Smith (S).....	Asst. Strength and Conditioning

★ TOP OF THE LINE ★

In 2021 Mike McCarthy helped guide the Cowboys team to key finishes in several areas:

- 1st** Points-Per-Game (31.2)
- 1st** Explosive Plays (10-plus Yds - 254)
- 1st** Net Yards-Per-Game (407.0)

34 Takeaways - Most in the NFL and most by a Cowboys defense since 1987 (43)

★ McCARTHY'S RECORD WHEN... ★

Below is a look at McCarthy's head coaching record under several different circumstances:

Regular season.....	143-93-2
Postseason.....	10-8
Overall.....	153-101-2

	Regular	Post
September.....	32-19-1	
October.....	37-18	
November.....	27-35-1	
December.....	42-18	
January.....	5-3	9-9
February.....		1-0
Playing at home.....	82-35-2	5-4
Playing on the road.....	60-58	5-5
Playing at AT&T Stadium.....	10-8	2-1
Playing in prime time.....	34-33	3-1
Thursday.....	11-8	
Saturday.....	2-1	3-2
Sunday.....	121-73-2	7-7
Monday.....	9-10	
Tuesday.....	0-1	
Playing against the NFC East.....	23-14	5-2
Playing against the NFC.....	104-63-2	9-9
Playing against the AFC.....	33-27	1-0
Playing on grass surface.....	102-53-2	7-6
Playing on artificial surface.....	41-41	3-3
Post Bye.....	11-4	
Post Bye Home.....	4-1	
Post Bye Road.....	7-3	
When scoring 30-plus points.....	82-9	6-2
When team scores first.....	99-35-2	4-2
When team leads at halftime.....	112-21-1	9-2

★ McCARTHY'S HEAD COACHING RECORD AND COACHING EXPERIENCE ★

Year	Team	Regular Season				Result	Postseason			Result	McCarthy vs. NFL				
		W	L	T	Pct.		W	L	Pct.		Team	W	L	T	PCT.
2006	Green Bay	8	8	0	.500	2nd NFC North					Arizona	3	4	0	0.429
2007	Green Bay	13	3	0	.813	1st NFC North	1	1	.500	NFC Championship Game	Atlanta	5	4	0	0.556
2008	Green Bay	6	10	0	.375	3rd NFC North					Baltimore	2	2	0	0.500
2009	Green Bay	11	5	0	.688	2nd NFC North	0	1	.000	Wild Card Game	Buffalo	2	2	0	0.500
2010	Green Bay	10	6	0	.625	2nd NFC North	4	0	1.000	Super Bowl XLV	Carolina	4	3	0	0.571
2011	Green Bay	15	1	0	.938	1st NFC North	0	1	.000	Divisional Game	Chicago	18	7	0	0.720
2012	Green Bay	11	5	0	.688	1st NFC North	1	1	.500	Divisional Game	Cincinnati	2	2	0	0.500
2013	Green Bay	8	7	1	.531	1st NFC North	0	1	.000	Wild Card Game	Cleveland	3	1	0	.750
2014	Green Bay	12	4	0	.750	1st NFC North	1	1	.500	NFC Championship Game	Dallas	5	3	0	0.625
2015	Green Bay	10	6	0	.625	2nd NFC North	1	1	.500	Divisional Game	Denver	2	2	0	0.500
2016	Green Bay	10	6	0	.625	1st NFC North	2	1	.667	NFC Championship Game	Detroit	18	7	0	0.720
2017	Green Bay	7	9	0	.438	3rd NFC North					Houston	2	1	0	0.667
2018	Green Bay	4	7	1	.375						Indianapolis	1	2	0	0.333
2020	Dallas	6	10	0	.375	3rd NFC East					Jacksonville	2	1	0	0.667
2021	Dallas	12	5	0	.706	1st NFC East	0	1	.000	Wild Card Game	Kansas City	2	2	0	0.500
2022	Dallas	0	1	0	.000						LA Chargers	4	0	0	1.000
											LA Rams	5	3	0	0.625
											Las Vegas	3	1	0	0.750
											Miami	3	1	0	0.750
											Minnesota	17	9	2	0.654
											New England	2	3	0	0.400
											New Orleans	3	4	0	0.429
											NY Giants	7	3	0	0.700
											NY Jets	2	1	0	0.667
											Philadelphia	7	3	0	0.700
											Pittsburgh	0	4	0	0.000
											San Francisco	6	2	0	0.750
											Seattle	5	5	0	0.500
											Tampa Bay	3	4	0	0.429
											Tennessee	1	2	0	0.333
											Washington	4	5	0	0.444
											Totals	143	93	2	0.608

Year	Position, Team
1987-88	Graduate Assistant, Fort Hays State
1989-91	Graduate Assistant, Pittsburgh
1992	Wide Receivers, Pittsburgh
1993-94	Offensive Quality Control, Kansas City Chiefs
1995-98	Quarterbacks, Kansas City Chiefs
1999	Quarterbacks, Green Bay Packers
2000-04	Offensive Coordinator, New Orleans Saints
2005	Offensive Coordinator, San Francisco 49ers
2006-18	Head Coach, Green Bay Packers
2020-21	Head Coach, Dallas Cowboys

★ HEAD COACHES ★

MIKE McCARTHY (143-93-2, 16th Year, 18-16 with Dallas)

The Dallas Cowboys named Mike McCarthy the ninth head coach in franchise history on Jan. 8, 2020, handing the reigns of the team to an innovative offensive mind with a championship pedigree.

McCarthy has 15 years of head coaching experience - 13 with Green Bay and two with Dallas - along with 13 years as an assistant coach in the NFL, including six as an offensive coordinator.

As a head coach, McCarthy has racked up a 143-93-2 regular season coaching record, and he owns the sixth-most wins (26th all-time) among active NFL coaches. His teams have qualified for the postseason nine times, won six NFC North Division titles, one NFC East title, made four NFC Championship Game appearances and took home a Super Bowl XLV championship held at AT&T Stadium in Arlington, Texas, following the 2010 NFL season.

In 2021 McCarthy led the Cowboys to the franchise's first NFC East title in three years, along with a 12-5 regular season record. Under McCarthy, Dallas led the league in total offense (407.0), scoring offense (31.2 points-per-game) and takeaways (34).

In his first season with the Cowboys, McCarthy's plan to install a new culture in Dallas was halted by the COVID-19 pandemic. Due to COVID protocols, McCarthy's first offseason with the Cowboys included no in-person meetings or practices and a season-ending injury to his starting quarterback in Week 5. Despite the hurdles, the 2020 Cowboys were in position to win the NFC East entering Week 17 but came up just short.

During his time in Green Bay, McCarthy was known as a prolific offensive mind and the primary play-caller for the Packers. McCarthy's offense finished fourth in the NFL in total offense and third in points-per-game through his 14-year stint with the club.

McCarthy is only the fourth head coach in NFL history to lead a single franchise to eight-or-more consecutive playoff appearances, joining Tom Landry, Chuck Noll and Bill Belichick. Those eight appearances from 2009-16 were more than the rest of the NFC North Division combined over that span (Minnesota, three; Detroit, three; Chicago, one).

McCarthy's nine playoff appearances overall are the most by a Packers coach since the NFL postseason began in 1933, and he guided the Packers to a franchise-record fourth consecutive division title in 2014. With the victory over Dallas in the 2016 playoffs, McCarthy surpassed Vince Lombardi and Mike Holmgren for the most playoff victories in team history (10).

ZAC TAYLOR (16-33-1, 4th Year with Cincinnati)

The Cincinnati Bengals hired Zac Taylor as the 10th head coach in franchise history on Feb. 4, 2019, passing the torch to a young offensive mind who has a successful track record of developing young quarterbacks.

In just his third season with the Bengals, Taylor finished with a 10-7 record and helped lead Cincinnati to an AFC Championship title and Super Bowl appearance in 2021. During the Bengals thrilling 2021 season, second-year quarterback Joe Burrow had one of the most productive seasons in Bengals history. Burrow set team records for passing yards (4,611), touchdown passes (34) and passer rating (108.3), as well as recording a league-high 70.4 completion percentage. Burrow was also awarded the AP NFL Comeback Player of the Year, making him the second player in Bengals history to win that award.

In his second year as an NFL head coach, Taylor and the Bengals finished with a 4-11-1 record. Despite the slow start, Taylor guided rookie quarterback and the first overall pick from the 2020 NFL Draft, Burrow, to a hot start before suffering a knee injury in Week 11. Burrow's 264 completions were the most by an NFL quarterback through his first 10 career games, while his 404 attempts were second. Defensively, Taylor helped the Bengals hold opposing quarterbacks to a 62.8 completion percentage (sixth-lowest).

Taylor's first season as head coach in 2019 ended with a 2-14 record. However, signs of growth began to spur toward the end of the season. On offense, Taylor resurrected a 2019 rushing attack that saw its yards-per-game rushing average jump 70.6 yards from the first half of the season (59.5) to the second (130.1).

Prior to becoming a head coach, Taylor spent two seasons with the LA Rams as the assistant wide receivers coach (2017) and the quarterbacks coach (2018). In 2018 Taylor helped the Rams to a Super Bowl LIII title. He guided quarterback Jared Goff to career-highs in every major passing category - completions (364), attempts (56.1) passing yards (4,688), touchdowns (32), completion percentage (64.9) and passer rating (101.1). Before the Rams, Taylor served a one-year stint as the offensive coordinator at the University of Cincinnati in 2016.

Taylor broke into the NFL coaching ranks in 2012 with the Miami Dolphins as an assistant quarterbacks coach. He was elevated to quarterbacks coach from 2013-15 and played a huge part in the development of Ryan Tannehill, whose 15,460 passing yards in his first four seasons were the third-most among quarterbacks in NFL history during that span.

★ 2022 DRAFT PICKS ★

The Dallas Cowboys had nine total picks in the 2022 NFL Draft. Below is a snapshot of Dallas' 2022 Draft Class:

2022 Draft Choices

RND. (#)	PLAYER	POS.	COLLEGE
1. (24)	Tyler Smith	G/T	Tulsa
2. (56)	Sam Williams	DE	Mississippi
3. (88)	Jalen Tolbert	WR	South Alabama
4. (129)	Jake Ferguson	TE	Wisconsin
5. (155)	Matt Waletzko	T	North Dakota
5. (167)	DaRon Bland	CB	Fresno State
5. (176)	Damone Clark	LB	LSU
5. (178)	John Ridgeway	DT	Arkansas
6. (193)	Devin Harper	LB	Oklahoma State

Eight of Dallas' nine draft picks made the initial 53-man roster, the first time that Dallas did not have all of its draft choices make the team out of training camp since 2019. Damone Clark was the only draft pick not to make the initial 53-man roster, as he was placed on Reserve/NFI to start the season as he recovers from a back injury.

The Cowboys had four rookie free agents make the roster - Markquese Bell, Dennis Houston, KaVontae Turpin and Peyton Hendershot.

★ ROSTER MAKEUP ★

Over the last 10 seasons, the Cowboys opening-day 53-man roster has been constructed with an average of 84.3% veteran players and 15.7% rookies:

Season	Vet%	Rookie%	Season	Vet%	Rookie%
2022.....	77.4%	22.6%	2017.....	86.8%	13.2%
2021.....	83.0%	17.0%	2016.....	86.8%	13.2%
2020.....	81.1%	18.9%	2015.....	86.8%	13.2%
2019.....	88.7%	11.3%	2014.....	83.0%	17.0%
2018.....	84.9%	15.1%	2013.....	84.9%	15.1%

★ WINNING TRADITION ★

The Dallas Cowboys currently own the league's second-highest all-time regular season winning percentage by current NFL teams:

Highest Win Percentage - NFL Regular Season

Team	W	L	T	Pct.
Green Bay.....	782	582	38	.573
Dallas.....	538	404	6	.571
Chicago.....	784	610	42	.562
New England.....	529	412	9	.562
Baltimore.....	234	183	1	.561

* Since 1972, ties have been calculated as half-win and half loss. Prior to 1972 tie games were ignored in calculating a team's winning percentage. Ties since 1972: Dallas (0), Miami (1) Chicago (1), Green Bay (6).

★ NFC EAST STANDINGS ★

Team	W	L	T	Home	Road	Div.	Con.	PF	PA
Philadelphia.....	1	0	0	0-0	1-0	0-0	1-0	38	35
Washington.....	1	0	0	1-0	0-0	0-0	0-0	28	22
New York.....	1	0	0	0-0	1-0	0-0	0-0	21	20
Dallas.....	0	1	0	0-1	0-0	0-0	0-1	3	19

★ OPPONENT 17 ★

Beginning in 2021 each team played 17 regular season games, marking the first change to the season structure since the 1978 campaign ushered in an era of 16 regular season and four preseason games.

The 17th game features teams from opposing conferences that finished in the same place within their division the previous season. Dallas won its extra game in 2021, a 35-29 overtime thriller over New England in Foxborough. The NFC was determined to be the home conference for the 17th game in 2022, meaning the Dallas Cowboys will face off with the Cincinnati Bengals at AT&T Stadium as their added opponent this season.

★ 2022 FREE AGENCY ★

At the end of the 2021 season, the Dallas Cowboys had 24 players slotted for free agency - 21 unrestricted, one restricted and two exclusive rights. The Cowboys added three free agents from other teams in the 2022 free agency period - which represents the fewest amount of free agent signings since 2019. Dallas lost five of its own free agents to other teams, while signing back 12. Below is a list of Dallas' 2022 free agent re-signings, additions and losses:

Free Agent Re-signings (12)

Bryan Anger.....	P
Dorance Armstrong.....	DE
Noah Brown.....	WR
Michael Gallup.....	WR
Luke Gifford.....	LB
Malik Hooker.....	S
Jayron Kearse.....	S
Jake McQuaide.....	LS
Dalton Schultz (Tagged) ..	TE
Jeremy Sprinkle.....	TE
Leighton Vander Esch.....	LB
Carlos Watkins.....	DT

Free Agent Losses (5)

Randy Gregory (Den)....	DE
Keanu Neal (TB).....	LB
Malik Turner (SF).....	WR
Connor Williams (Mia)....	G
Cedrick Wilson (Mia)....	WR

Free Agent Additions (3)

Dante Fowler.....	DE
Ryan Nall.....	FB
James Washington.....	WR

The Cowboys high for free agent signings was eight in 2021, and the most players they've lost in free agency was 11 in 1995 and 2017:

Most Free Agent Additions	Most Free Agent Losses
2021.....	8
2012.....	7
2006.....	6
2003.....	6
1995.....	11
2017.....	11
2021.....	8
2020.....	8
2015.....	8
1994.....	8

★ 2021/2022 STAT COMPARISON ★

(Dallas League Ranking)

	2022	2021
Record.....	0-1	12-5
Scoring Avg. (NFL rank).....	3.0 (32)	31.2 (1)
Opp. Scoring Avg. (NFL rank).....	19.0 (9t)	21.1 (7)
Total Off. (NFL rank).....	244.0 (30)	407.0 (1)
Rushing Off. (NFL rank).....	71.0 (27)	124.6 (9)
Passing Off. (NFL rank).....	173.0 (28)	282.4 (2t)
Total Def. (NFL rank).....	347.0 (15)	351.0 (19)
Rushing Def. (NFL rank).....	152.0 (25)	112.8 (16)
Passing Def. (NFL rank).....	195.0 (11)	238.2 (20)
Kickoff Return Avg.	19.3 (12)	24.8 (5)
Punt Return Avg.	3.0 (22t)	6.6 (30)
Turnover Margin.....	0 (16t)	+14 (1t)
Penalties.....	10	127
Penalty Yards.....	73	1,103

★ BOYS OF SEPTEMBER ★

Over the past 10-plus (2012-22) years, Dallas is one-of-eight teams to have a winning percentage of at least .600 through the season's first month. The Cowboys are tied with the LA Rams for the seventh-highest winning percentage in September within the last decade:

Team	W	L	T	Win%	Team	W	L	T	Win%
Kansas City.....	25	10	0	.714	Seattle.....	22	13	0	.629
New England... ..	25	11	0	.694	Denver.....	21	13	0	.618
Green Bay.....	23	12	1	.653	Dallas.....	21	14	0	.600
Baltimore.....	23	13	0	.639	LA Rams.....	21	14	0	.600

★ 2022 TEAM CAPTAINS ★

The Dallas Cowboys select three team captains weekly throughout the season, as chosen by the team prior to that week's game. Below are the captains from each week of the 2022 season:

2022 Dallas Cowboys Captains

Week 1 - vs. Tampa Bay

Offense.....	Zack Martin
Defense.....	Jayron Kearse
Special Teams.....	C.J. Goodwin

★ PLAYER HIGHLIGHTS VS. CIN ★

Anthony Brown - CB

Collected six tackles and a tackle for loss in the 28-14 win over Cincinnati on Oct 9, 2016.

CeeDee Lamb - WR

In one career game against Cincinnati, caught two passes for 46 yards.

Dak Prescott - QB

In the 2016 win over Cincinnati, threw for 227 yards while helping the Cowboys to their third consecutive win.

Ezekiel Elliott - RB

Ran wild in two games against the Bengals with 182 rushing yards and two touchdowns.

Jourdan Lewis - CB

In just one game against the Bengals in 2020, notched eight tackles and recovered a fumble.

DeMarcus Lawrence - DE

In 2020, Lawrence forced a fumble, tallied two tackles and a tackle for loss while totaling two quarterback pressures.

★ SERIES HISTORY ★

Dallas and Cincinnati have squared off 13 times, with Dallas holding a 9-4 advantage. Dallas won the first two meetings before losing the next two. The Cowboys are currently on a four-game winning streak against the Bengals. Below is a brief look at the results of the 13 games in the series:

Dal				Dal			
Date	Loc.	W/L	Score	Date	Loc.	W/L	Score
11/4/73	Dal	W	38-10	11/12/00	Dal	W	23-6
9/30/79	Dal	W	38-13	11/7/04	Cin	L	3-26
12/8/85	Cin	L	24-50	10/5/08	Dal	W	31-22
11/20/88	Dal	L	24-38	12/9/12	Cin	W	20-19
10/13/91	Dal	W	35-23	10/9/16	Dal	W	28-14
10/30/94	Cin	W	23-20	12/13/20	Cin	W	30-7
12/14/97	Cin	L	24-31				

★ INSIDE THE SERIES HISTORY ★

The Cincinnati Bengals are one of the select few teams that faced the Dallas Cowboys 13 times-or-less. Dallas has faced only five teams fewer than Cincinnati:

In 13 games of the series there have been:

- * Eight games decided by double-digits
- * Four games decided by three-or-more touchdowns
- * Three games decided by a touchdown-or-less
- * Two games decided by less than a touchdown
- * Three-game winning streak by Dallas
- * A 28-point win by Dallas (11/4/73) - biggest Cowboys win
- * A 26-point loss by Dallas (12/8/85) - biggest Cowboys loss
- * 311 points scored by Dallas, 272 allowed
- * A 6-1 Cowboys record at home, 3-3 on the road
- * Four consecutive home victories for Dallas

★ DALLAS VS. AFC ★

The Dallas Cowboys record against opponents in the AFC is 106-87 since the NFL merger in 1970, tied for the highest winning percentage and the second-most wins (106) by an AFC club. This is Dallas' first game against the AFC in 2021.

NFC Teams With Highest Winning Percentage vs. AFC Since NFL Merger

Team	W	L	T	Win%
Dallas	106	87	0	.549
Philadelphia	105	86	3	.549
San Francisco	112	96	0	.538
Green Bay	102	97	3	.512
LA Rams	104	101	0	.507

*Seattle has 187 wins against AFC since 1970, but the team was a member of the AFC from 1977-2001.

★ 2022 STAT COMPARISON ★

(league ranking)

	Cowboys	Bengals
Record	0-1	0-1
Scoring Avg. (NFL rank)	3.0 (32)	20.0 (17t)
Opp. Scoring Avg. (NFL rank)	19.0 (9t)	23.0 (20t)
Total Off. (NFL rank)	244.0 (30)	432.0 (5)
Rushing Off. (NFL rank)	71.0 (27)	133.0 (10)
Passing Off. (NFL rank)	173.0 (28)	299.0 (5)
Total Def. (NFL rank)	347.0 (15)	267.0 (6)
Rushing Def. (NFL rank)	152.0 (25)	75.0 (7)
Passing Def. (NFL rank)	195.0 (11)	192.0 (9)
Kickoff Return Avg.	19.3 (12)	0.0 (22t)
Punt Return Avg.	3.0 (22t)	6.2 (17t)
Turnover Margin	0 (16t)	-5 (32)
Penalties	10	4
Penalty Yards	73	27

★ ALL-TIME STAT COMPARISON ★

This week's game marks the 14th regular season game between Dallas and Cincinnati. Below is a brief look into the stats of the series:

TEAM TOTALS

	Cowboys	Bengals
Wins	9	4
Points	341	279
Total Net Yards	4,482	4,409
Net Rushing Yards	1,626	1,784
Net Passing Yards	2,856	2,625

SINGLE-GAME TEAM-HIGHS

	Cowboys	Bengals
Points	38 11/4/73	50 12/8/85
Total Net Yards	405 11/12/00	570 12/8/85
Net Rushing Yards	198 10/05/08	274 12/8/85
Net Passing Yards	308 11/12/00	296 12/8/85

SINGLE-GAME INDIVIDUAL HIGHS

Cowboys	Bengals
Passing Yards	
308 - T. Aikman 11/12/00	269 - B. Erason 12/14/97
	269 - A. Dalton 10/9/16
Rushing Yards	
134 - E. Elliott 10/9/16	148 - J. Brooks 11/20/88
Receiving Yards	
164 - J. McKnight 11/12/00	155 - D. Scott 10/30/94

★ DATING GAME ★

This week's game with the Cincinnati Bengals will be played on Sept. 18. In the 60-plus years of Cowboys football, there have been 7 games on Sept. 18. The Cowboys are 6-1 on Sept. 18. After winning the first three games and losing one on this day, Dallas enters Sunday's matchup riding a three-game winning streak.

Date	Opp/ Loc.	Dal W/L	Score	Date	Opp/ Loc.	Dal W/L	Score
9/18/66	NYG	W	52-7	9/18/00	@Was	W	27-21
9/18/77	@Min	W	16-10	9/18/11	@SF	W	27-24
9/18/83	NYG	W	28-13	9/18/16	@Was	W	27-23
9/18/88	NYG	L	10-12				

★ FIRST TIME, LAST TIME ★

The first time these two clubs met, the Dallas Cowboys welcomed the Cincinnati Bengals to Texas Stadium on Nov. 4, 1973. The Cowboys handily defeated the Bengals 38-10 in front of 58,802 fans to improve their record to 5-3.

The last time these two clubs met, Dallas played Cincinnati at Paul Brown Stadium on Dec. 13, 2020. In front of a limited attendance due to COVID-19, the Cowboys routed the Bengals 30-7, sparking a three-game win streak that rejuvenated a depleted Cowboys squad in Mike McCarthy's first season as head coach.

★ HOME IS WHERE THE TDS ARE ★

Ezekiel Elliott has not gone hungry in the home confines of AT&T Stadium since he entered the league in 2016, scoring 36 touchdowns (30 rushing, six receiving) in 45 games. His 36 touchdowns are the most by any player in his home venue since 2016:

Most Touchdowns at Home Since 2016

Player	Gms	RushTD	RecTD	RetTD	TotTD
Ezekiel Elliott	45	30	6	0	36
Alvin Kamara	36	22	13	0	35
Davante Adams	44	0	34	0	34
Mike Evans	46	0	34	0	34
Melvin Gordon III	43	30	2	0	32
Todd Gurley II	36	28	3	0	31
Aaron Jones.....	35	24	7	0	31

Overall, Dallas has scored 163 touchdowns in 49 games at home versus 119 touchdowns in 49 games on the road since 2016. Dallas' 163 home TDs rank second in the NFL over that span:

Most Overall Touchdowns at Home Since 2016

Team	Games	TD	TD/G	Pts/G
New Orleans	48	166	3.46	29.3
Dallas	49	163	3.33	28.5
Seattle.....	49	160	3.27	26.9
New England	49	158	3.22	27.6
Green Bay.....	48	152	3.17	26.1
Tennessee	50	152	3.04	25.3

★ HOME COOKING ★

Since AT&T Stadium opened in 2009, Dallas has posted a 58-47 regular season record at home. However, since 2016, the Cowboys have utilized their home field advantage, going 31-18 at AT&T Stadium, the 10th-most wins in the NFL. Dallas finished 4-4 in 2020 and was 5-3 at home in 2021.

NFL Team Home Wins Since 2016

Team	Games	W	L	T	Win %
Green Bay.....	48	37	11	1	.781
Kansas City.....	49	37	12	0	.755
Pittsburgh.....	49	35	13	1	.724
New England	49	35	14	0	.714
Baltimore.....	49	34	15	0	.694
Tennessee	50	33	17	0	.660
New Orleans.....	48	32	16	0	.667
Minnesota	49	32	17	0	.653
Seattle.....	49	32	17	0	.653
Dallas	49	31	18	0	.633

★ TOP PERFORMANCES ★

Below are the top individual performances in several offensive categories at AT&T Stadium since it opened in 2009.

	Cowboys	Opponents
Passing Yards.....	T. Romo (506)	E. Manning, NYG (450)
Passing TDs.....	T. Romo (5)	Many tied (4)
Rushing Yards	D. Murray (253)	B. Brown, Phi (169)
Rushing TDs	D. Murray, (3) D. Prescott (3) J. Randle (3)	A. Jones, GB (4)
Receiving Yards	A. Cooper (226)	D. Jackson, Phi (210)
Receiving TDs	A. Cooper (3) M. Gallup (3)	V. Cruz, NYG (3)

★ AT&T STADIUM RECORD... ★

The Dallas Cowboys are entering their 14th season calling AT&T Stadium home. In 2021 the building hosted its 100th regular season game in a contest against Denver (11/7) while finishing last season 5-3 at home. The Cowboys are 0-1 at home in 2022. Dallas' first game at the venue was on Sept. 20, 2009 - a 31-33 loss to the N.Y. Giants. The club's first win came a week later with a 21-7 decision over Carolina. Below is a breakdown of the club's record on their home turf:

Regular season	58-47
Postseason	3-2
Overall.....	61-48

	Regular	Post
September	15-6	
October	12-14	
November	16-16	
December	13-9	
January	2-2	3-2
Playing at noon	19-10	
Playing at 3:30	21-23	1-2
Playing in prime time.....	18-14	2-0
Thursday	6-8	
Saturday.....	0-2	2-0
Sunday.....	48-32	1-2
Monday	4-5	
Fully closed stadium	35-28	3-2
Fully open stadium.....	11-11	
Roof open, doors closed	2-5	
Roof closed, doors open	10-3	
Playing against the NFC East.....	24-15	1-0
Playing against the NFC (non-NFC East).....	21-18	2-2
Playing against the AFC.....	13-13	

Team-by-team

Arizona.....	0	3	.000	Minnesota	1	1	.500
Atlanta.....	3	1	.750	New England ...	0	1	.000
Baltimore.....	1	0	1.000	New Orleans.....	2	2	.500
Buffalo.....	1	1	.500	N.Y. Giants.....	8	5	.615
Carolina	2	1	.667	N.Y. Jets.....	0	1	.000
Chicago.....	1	2	.333	Philadelphia	7	6	.538
Cincinnati.....	1	0	1.000	Pittsburgh.....	1	1	.500
Cleveland.....	1	1	.500	San Francisco...1	1	1	.500
Denver	0	2	.000	Seattle.....	2	2	.500
Detroit.....	3	1	.750	Tampa Bay.....	3	1	1.000
Green Bay.....	0	3	.000	Tennessee	0	2	.000
Houston	1	0	1.000	Washington.....	9	4	.692
Indianapolis.....	1	0	1.000				
Jacksonville.....	1	1	.500	Postseason			
Kansas City.....	1	0	1.000	Detroit	1	0	1.000
LA Chargers.....	0	2	.000	Green Bay.....	0	1	.000
LA Rams.....	3	1	.750	Philadelphia	1	0	1.000
Las Vegas.....	2	1	.667	Seattle.....	1	0	1.000
Miami.....	2	0	1.000	San Francisco...0	1	.000	

The Cowboys 7-1 home mark in 2018 tied the 2016 team for the best home record by a Cowboys team since the stadium opened in 2009:

Most Single Season Wins at AT&T Stadium – Dallas Cowboys


Season	Wins	Consec. Wins	Home Record
2016.....	7	7	7-1
2018.....	7	4	7-1
2009.....	6	5	6-2
2011.....	5	4	5-3
2013/19.....	5	--	--
2021.....	5	3	5-3

388.7 27.0 4.63

Dallas' offense has averaged 388.7 yards-per-game at AT&T Stadium - third-most at home since 2009.

The Cowboys have scored 27.3 points-per-game at home since moving into AT&T Stadium - fourth in the NFL.

Dallas has averaged 4.65 yards-per-rush at home since 2009, second in the NFL behind Buffalo (4.66).



★ THE DALLAS COWBOYS - A CHAMPIONSHIP TRADITION ★

SUPER BOWL CHAMPIONSHIPS

New England Patriots.....	6
Pittsburgh Steelers.....	6
DALLAS COWBOYS.....	5
San Francisco 49ers.....	5
Green Bay Packers.....	4
New York Giants.....	4
Denver Broncos.....	3
Oakland Raiders.....	3
Washington Redskins.....	3

SUPER BOWL APPEARANCES

New England Patriots.....	11
DALLAS COWBOYS.....	8
Pittsburgh Steelers.....	8
Denver Broncos.....	8
San Francisco 49ers.....	7
Green Bay Packers.....	5
Miami Dolphins.....	5
New York Giants.....	5
Oakland Raiders.....	5
Washington Redskins.....	5

POSTSEASON VICTORIES

New England Patriots.....	37
Pittsburgh Steelers.....	36
Green Bay Packers.....	36
DALLAS COWBOYS... 	35
San Francisco 49ers.....	32
Oakland Raiders.....	25
New York Giants.....	24

POSTSEASON APPEARANCES

Green Bay Packers.....	35
DALLAS COWBOYS ... 	34
Pittsburgh Steelers.....	33
New York Giants.....	32
Minnesota Vikings.....	31
Cle./StL/LA Rams.....	31
Indianapolis Colts.....	29
New England Patriots.....	28
Philadelphia Eagles.....	28
San Francisco 49ers.....	27
Chicago Bears.....	27

POSTSEASON GAMES

DALLAS COWBOYS ... 	63
Pittsburgh Steelers.....	62
Green Bay Packers.....	59
New England Patriots.....	58
San Francisco 49ers.....	51
Minnesota Vikings.....	50
New York Giants.....	49

CONSEC. POSTSEASON APPEARANCES

New England Patriots (2009-19) ...	11
DALLAS COWBOYS (1975-83) ...	9
Indianapolis Colts (2002-10).....	9
DALLAS COWBOYS (1966-73) ...	8
Pittsburgh Steelers (1972-79).....	8
Los Angeles Rams (1973-80).....	8
San Francisco 49ers (1983-90).....	8

CONSECUTIVE WINNING SEASONS

DALLAS COWBOYS (1966-85) ...	20
New England Patriots (2001-19) ...	19
Oakland Raiders (1965-80).....	16
San Francisco 49ers (1983-98) ...	16
Chicago Bears (1930-44).....	15
Green Bay Packers (1934-47) ...	14

ALL-TIME REGULAR SEASON WINNING %

Green Bay Packers.....	0.573
DALLAS COWBOYS	0.572
New England Patriots.....	0.563
Chicago Bears.....	0.562
Baltimore Ravens.....	0.560
Miami Dolphins.....	0.553
Minnesota Vikings.....	0.544

44 SEASONS OF .500-OR-BETTER			34 POSTSEASON APPEARANCES		25 DIVISION TITLES		16 NFL/NFC CHAMPIONSHIP GAME FINALIST			8 NFC CHAMPIONSHIPS		5 SUPER BOWL CHAMPIONSHIPS	
1965	1982	2009	1966	1991	1966	1992	1966	1975	1992	1970	1992	1971	1992
1966	1983	2011	1967	1992	1967	1993	1967	1977	1993	1971	1993	1977	1993
1967	1984	2012	1968	1993	1968	1994	1970	1978	1994	1975	1995		1995
1968	1985	2013	1969	1994	1969	1995	1971	1980	1995	1977			
1969	1991	2014	1970	1995	1970	1996	1972	1981		1978			
1970	1992	2016	1971	1996	1971	1998	1973	1982					
1971	1993	2017	1972	1998	1973	2007							
1972	1994	2018	1973	1999	1976	2009							
1973	1995	2019	1975	2003	1977	2014							
1974	1996	2021	1976	2006	1978	2016							
1975	1998		1977	2007	1979	2018							
1976	1999		1978	2009	1981	2021							
1977	2003		1979	2014	1985								
1978	2005		1980	2016									
1979	2006		1981	2018									
1980	2007		1982	2021									
1981	2008		1983										
			1985										



★ PRO BOWL COWBOYS ★

Since 2010 Dallas has selected 16 players that have gone on to make at least one Pro Bowl - the most in the NFL over that span (Kansas City, 15; Minnesota, 15). Since 1989 Dallas has sent 56 different players to the Pro Bowl, and of those, Dallas drafted 39. Additionally, Cowboys draft picks have been selected to 84 Pro Bowls since 2002 (28 different players), which is 12 more than any other team over that span (Kansas City, 72):

COWBOYS PRO BOWL DRAFT PICKS SINCE 2002 (BY YEAR DRAFTED)

- 2002: Roy Williams (5)
- 2002: Andre Gurode (5)
- 2003: Terence Newman (2)
- 2003: Jason Witten (11)
- 2005: DeMarcus Ware (9 - 7 with Dallas)
- 2005: Marion Barber (1)
- 2005: Jay Ratliff (4)
- 2006: Jason Hatcher (1)
- 2007: Anthony Spencer (1)
- 2007: Nick Folk (1)
- 2008: Mike Jenkins (1)
- 2008: Martellus Bennett (1 - with Chicago)
- 2010: Sean Lee (2)
- 2010: Dez Bryant (3)



- 2011: Tyron Smith (8)
- 2011: DeMarco Murray (3 - 2 with Dallas)
- 2011: Dwayne Harris (1 - with N.Y. Giants)
- 2013: Travis Frederick (5)
- 2014: Zack Martin (7)
- 2014: DeMarcus Lawrence (2)
- 2015: Byron Jones (1)
- 2016: Dak Prescott (2)
- 2016: Ezekiel Elliott (3)
- 2016: Jaylon Smith (1)
- 2018: Leighton Vander Esch (1)
- 2020: CeeDee Lamb (1)
- 2020: Trevon Diggs (1)
- 2021: Micah Parsons (1)



101.5 Prescott lined up in the shotgun on 79.6% of his dropbacks in 2021. His 101.5 passer rating out of the gun last season ranked fourth in the NFL.

★ QBs MULTIPLE TOUCHDOWNS ★

Dak Prescott had a career-best 11 multi-passing touchdown games in 2021, which tied the second-most in a single season in team history. His 44 total games with two-or-more touchdown passes are tied for third in team history:

Multiple Passing Touchdown Games - Dallas Cowboys			
Player	Games	Player	Games
Tony Romo	79	Dak Prescott	44
Roger Staubach	48	Troy Aikman	43
Danny White	44	Don Meredith	41

Prescott also notched four games with three-plus touchdown passes in 2016 - tying the most by a rookie quarterback in NFL history.

After four more in 2017, two in 2018, six in 2019, two in 2020 and a franchise record eight three-touchdown games in 2021, he has 26 in total - second on the team's all-time three-touchdown games list:

Three Passing Touchdown Games - Dallas Cowboys			
Player	Games	Player	Games
Tony Romo	40	Roger Staubach	17
Dak Prescott	26	Don Meredith	14
Danny White	20	Troy Aikman	10

Prescott's 2021 season set a new standard in Cowboys lore, as those historic multi-touchdown games led to 37 touchdowns through the air, establishing a franchise record for the most touchdown passes in a single season:

Most Touchdown Passes by a Cowboys QB, Single-Season

Player	Season	TDs	INTs	TD/INT
Dak Prescott	2021	37	10	3.70
Tony Romo	2007	36	19	1.89
Tony Romo	2014	34	9	3.77
Tony Romo	2011	31	10	3.10
Tony Romo	2013	31	10	3.10

46% Dak Prescott threw for 4,449 yards in 2021, with 2,028 (45.6%) of those yards coming from yards after the catch by his receivers - the third-most YAC for a quarterback on his completions in 2021.

★ RAYNEING TOUCHDOWNS... ★

Rayne Dakota Prescott is responsible for 169 combined rushing, passing and receiving touchdowns through his first 86 NFL games, which ranks fifth in NFL history at the quarterback position:

Combined Touchdowns in a QBs First 86 Career Games

Player	TDs	Player	TDs
Dan Marino	199	Brett Favre	166
Aaron Rodgers	192	Patrick Mahomes	164
Andrew Luck	185	Johnny Unitas	160
Cam Newton	174	Peyton Manning	159
Dak Prescott	169	Kirk Cousins	157
Daunte Culpepper	167	Matt Stafford	157

★ FOURTH QUARTER WINS ★

Since taking over as the Dallas Cowboys starting quarterback in 2016, Dak Prescott has engineered his share of fourth quarter wins for the club. Included in his 53 regular season wins as a starter are 17 occasions in which he led the team to victory when the club was tied or trailing in the fourth quarter or overtime. Prescott's 17 wins are the second-most by a Dallas signal caller:

4th Quarter/OT Wins - Cowboys

Quarterback	Wins	Quarterback	Wins
Tony Romo	24	Roger Staubach	13
Dak Prescott	17	Danny White	11
Troy Aikman	15		

Below is a look at each of Prescott's 17 games in which the game was tied or the team trailed in the fourth quarter to pull out the win and his 4th quarter/OT stats:

Date	Opp	Score	Time	Att	Com	Yds	TD	Int	Final Score
9/18/16	@Was	20-23	15:00	7	6	66	0	0	27-23
10/30/16	PHI*	13-23	7:48	20	11	135	2	0	29-23
11/13/16	@Pit	29-30	0:42	11	10	83	0	0	35-30
12/1/16	@Min	7-9	14:11	4	2	26	1	0	17-15
12/18/16	TB	17-20	15:00	6	6	41	0	0	26-20
9/25/17	@Ari	14-14	14:45	3	3	94	1	0	28-17
12/10/17	@NYG	10-10	9:29	6	4	158	2	0	30-10
12/17/17	@Oak	17-17	6:30	6	5	82	0	0	20-17
12/31/17	@Phi	0-0	12:19	9	6	75	1	0	6-0
9/30/18	DET	23-24	2:17	11	7	99	0	0	26-24
11/11/18	@Phi	20-20	7:27	8	7	88	1	0	27-20
11/18/18	@Atl	19-19	1:52	6	4	45	0	0	22-19
12/9/18	PHI*	23-23	1:39	12	11	94	1	0	29-23
12/30/18	@NYG	28-32	3:21	10	5	78	1	0	36-35
9/20/20	Atl	24-36	15:00	21	13	182	1	0	40-39
9/19/21	@LAC	17-17	3:54	8	7	47	0	0	20-17
10/17/21	@NE*	29-29	7:53	5	5	71	1	0	35-29

*italics indicate overtime and are reflected in the stats totals

Amongst all NFL quarterbacks, Prescott is tied for the sixth-most game-winning drives from 2016-22:

Game-Winning Drives - NFL (2016-22)

Player	Drives	Player	Drives
Derek Carr	25	Drew Brees	18
Matthew Stafford	22	Russell Wilson	18
Ben Roethlisberger	20	Dak Prescott	17
Ryan Tannehill	19	Kirk Cousins	16

*Game Winning Drive = Fourth quarter drive that puts team ahead for the final time

*4th Quarter Comeback = Offense overcomes a deficit to win the game

Since 2016, Prescott is responsible for 21 total touchdowns (18 passing, three rushing) when the game is within seven points in the fourth quarter or overtime, 11th in the NFL over that span:

4th Qtr & OT TDs, +/- 7 Points - NFL, 2016-21

Player	Total TDs	Player	Total TDs
Russell Wilson	30	Matt Stafford	24
Derek Carr	29	Drew Brees	23
Matt Ryan	27	Ryan Tannehill	23
Aaron Rodgers	25	Tom Brady	23
Ben Roethlisberger	24	Dak Prescott	21
Kirk Cousins	24	Carson Wentz	19

Additionally, Prescott is 20-for-21 on pass attempts in overtime in his career, which at 95.2% is the highest completion percentage in overtime of any quarterback since 1991 (min. 10 pass attempts).

★ DAK'S RECORD WHEN... ★

Since taking over as Dallas' starting quarterback in 2016, Dak Prescott has compiled a 53-33 regular season record in 86 career starts, and he is 1-2 in the postseason. Below is a look at Prescott's record under several different circumstances:

	Regular	Post
Playing at home:	29-15	1-2
Playing on the road:	24-18	0-1
Playing indoors:	26-14	1-2
Playing outdoors:	27-19	0-1
Playing against the NFC East:.....	25-6	
Playing against the NFC (non-NFC East): ..	18-15	1-3
Playing against the AFC:	10-12	
Playing on Thursday:	6-5	
Playing on Saturday:.....	1-0	1-1
Playing on Sunday:	41-26	0-2
Playing on Sunday night.....	9-7	
Playing on Monday night:	4-1	
Playing on artificial turf:	39-25	1-2
Playing on natural grass:	14-8	0-1
Offense totals over 400 yards:	33-10	0-1
Throws for over 300 yards:	12-8	0-1
Throws for 200-299 yards:	33-15	1-2
Attempts more than 30 passes	28-28	1-3
Throws only one touchdown:	15-6	1-2
Throws more than one touchdown:	31-13	0-1
Completes 65.0%-or-more of his passes:....	37-12	1-2
Averages more than 7.0 yards-per-attempt.....	42-10	0-2
Has more than one Big Play (25+) passing.....	30-11	1-1
Throws no interceptions:	39-11	0-1
Throws one interception:	11-12	1-2
Throws more than one interception:	3-10	0-1
Records at least 100.0 passer rating:	38-6	
Commits no turnovers.....	32-7	0-1
Against teams with winning record:	16-17	1-3
Against teams with .500 record:	12-9	
Against teams with losing record:	25-6	
Has at least one rush attempt.....	49-27	1-3
Has five-or-more rush attempts	19-6	1-0
Sacked one time-or-less:	28-10	1-1
Sacked more than once:	25-23	0-2
September:	12-9	
October:	12-7	
November:	13-10	
December:	15-5	
January:.....	1-2	1-3

Team-by-team			
Team	W	L	Pct
Arizona	1	1	.500
Atlanta	3	1	.750
Baltimore	1	0	1.000
Buffalo	0	1	.000
Carolina	1	1	.500
Chicago	1	1	.500
Cincinnati.....	1	0	1.000
Cleveland.....	1	1	.500
Denver.....	0	2	.000
Detroit.....	3	0	1.000
Green Bay	1	2	.333
Houston	0	1	.000
Indianapolis	0	1	.000
Jacksonville	1	0	1.000
Kansas City.....	1	1	.500
LA Chargers.....	1	1	.500
LA Rams	1	2	.333
Las Vegas.....	1	1	.500
Team	W	L	Pct
Miami.....	1	0	1.000
Minnesota.....	1	1	.500
New England...1	1	1	.500
New Orleans...2	1	1	.667
N.Y. Giants.....9	2	2	.818
N.Y. Jets	0	1	.000
Philadelphia....7	3	3	.700
Pittsburgh	1	0	1.000
San Francisco..2	0	1	1.000
Seattle	0	3	.000
Tampa Bay.....2	2	2	.500
Tennessee	0	1	.000
Washington.....9	1	1	.900
Postseason			
Green Bay.....	0	1	.000
L.A. Rams.....	0	1	.000
San Francisco..0	1	1	.000
Seattle.....	1	0	1.000

★ DAK TO THE FUTURE ★

Entering his seventh pro season, Dak Prescott ranks third in completions (1,938), fourth in passing yards (22,217), fifth in attempts (2,918), wins (53) and passing touchdowns (143) and third in yards-per-attempt (7.64) in regular season team history:

Dallas Cowboys All-Time QB Chart

WINS AS STARTER

Troy Aikman	94
Roger Staubach	85
Tony Romo	78
Danny White.....	62
Dak Prescott	53

PASSING YARDS

Tony Romo	34,183
Troy Aikman.....	32,942
Roger Staubach.....	22,700
Dak Prescott.....	22,217
Danny White.....	21,959

ATTEMPTS

Troy Aikman	4,715
Tony Romo	4,335
Roger Staubach	2,958
Danny White.....	2,950
Dak Prescott	2,918

PASSING TOUCHDOWNS

Tony Romo	247
Troy Aikman.....	165
Danny White.....	155
Roger Staubach.....	153
Dak Prescott.....	143

COMPLETIONS

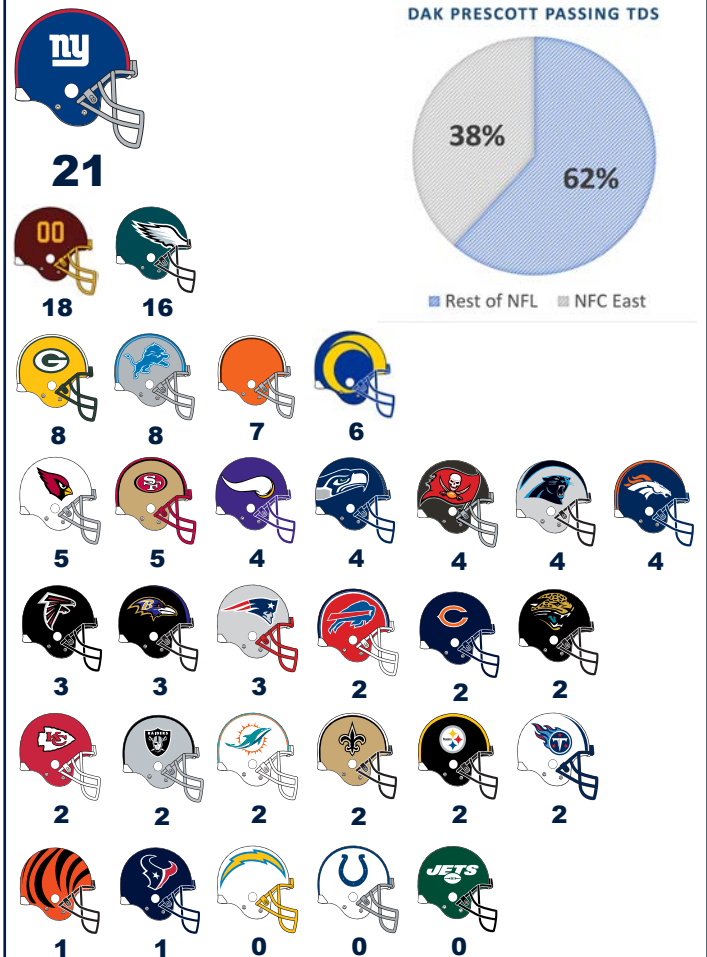
Troy Aikman	2,898
Tony Romo	2,829
Dak Prescott	1,938
Danny White.....	1,761
Roger Staubach	1,685

YARDS-PER-ATTEMPT

Tony Romo	7.89
Roger Staubach	7.67
Dak Prescott	7.61
Don Meredith.....	7.45
Danny White.....	7.44

★ PRESCOTT TDs BY TEAM ★

Dak Prescott has thrown a touchdown pass against 28 of the other 31 NFL teams in the regular season. Below is a team-by-team breakdown of his touchdowns through the air:



★ PLAY ACTION PASSING ★

On play action passes in 2021, Prescott completed 114-of-175 passes (70.4%) for 1,204 yards, 13 touchdowns and two interceptions. Prescott's 113.3 passer rating on play action passes ranked sixth in 2021:

Passer Rating on Play Action - 2021 season

Player	Rating	Player	Rating
Taylor Heinicke	120.9	Russell Wilson	114.7
Aaron Rodgers.....	117.8	Dak Prescott.....	113.3
Tom Brady.....	115.6	Derek Carr	112.3
Kirk Cousins.....	115.4	Matthew Stafford.....	111.0

In the season opener against Tampa Bay, Prescott went completed one-of-five play action passes.

Dallas lined up under center in 41.4% of its offensive plays in 2021, good for sixth in the NFL. Prescott has thrived in play action while under center since he was drafted in 2016, ranking fourth in completion percentage with a 70.4 completion rate:

Completion Percentage on Play Action Under Center 2016-22 (min. 150 attempts)

Player	Comp.	Att.	Comp.%
Drew Brees	299	413	72.4%
Kirk Cousins	495	701	70.6%
Dak Prescott	318	452	70.4%
Russell Wilson.....	364	519	70.1%
Justin Herbert.....	173	249	69.5%
Jimmy Garoppolo.....	195	281	69.4%

★ TOP GUN ★

Prescott lined up in the shotgun on 514 of his 646 dropbacks (79.6%). He tallied the fourth-highest passer rating out of the shotgun in 2021 and ranked ninth in completion percentage.

Passer Rating in Shotgun - 2021 season

Player	Comp. %	Rating
Aaron Rodgers.....	69.0%	111.7
Joe Burrow.....	71.5%	107.9
Matthew Stafford.....	67.3%	101.7
Dak Prescott.....	66.9%	101.5
Kyler Murray.....	69.2%	100.3
Tom Brady.....	67.9%	99.9
Russell Wilson	63.3%	99.7

★ BOMBS AWAY ★

Since he entered the league in 2016, Prescott has thrown 11 touchdown passes of more than 50 yards, trailing only nine other quarterbacks over the last six seasons:

Touchdown Passes of 50+ Yards Since 2016

Player	TDs	Player	TDs
Kirk Cousins, Was/Min.....	15	Philip Rivers, LAC	12
Russell Wilson, Sea/Den .	15	Matthew Stafford, Det/LAR..	12
Tom Brady, NE/TB	14	Carson Wentz, Phi/Ind	12
Patrick Mahomes, KC	13	Dak Prescott, Dal.....	11
Ryan Tannehill, Mia/Ten...	13	Aaron Rodgers, GB.....	11
Derek Carr, LV	12	Ben Roethlisberger, Pit.....	11

★ FOUR STAR RATING ★

Dak Prescott reached 1,500 pass attempts in the first week of 2019, qualifying him for the all-time NFL passing record books. Prescott ranks seventh in NFL annals in QB Rating, edging out Tony Romo as the highest-rated passer in Cowboys history:

All-Time NFL Quarterback Rating

Player	Att	Cmp	Pct	Yds	TD	Int	TD/INT	
							Ratio	Rate
Patrick Mahomes	2,384	1,580	66.3	19,351	156	37	4.22	106.5
Deshawn Watson	1,748	1,186	67.8	14,539	104	36	2.89	104.5
Aaron Rodgers	7,152	4,673	65.3	55,555	449	94	4.78	104.3
Russell Wilson	4,777	3,108	65.1	37,399	293	87	3.37	101.8
Kirk Cousins	4,255	2,848	66.9	32,870	225	91	2.47	98.8
Drew Brees	10,551	7,142	67.7	80,358	571	243	2.35	98.7
Dak Prescott	2,918	1,938	66.4	22,217	143	51	2.80	98.2
Tom Brady	11,344	7,281	64.2	84,732	625	204	3.06	97.6
Tony Romo	4,335	2,289	65.3	34,183	248	117	2.12	97.1
Steve Young	4,149	2,667	64.3	33,124	232	107	2.17	96.8

★ QB RATINGS AT 100.0 ★

Dak Prescott established the most games with a 100.0 passer rating by a quarterback in a season in team history with 11 in 2016. Prescott had 10 games with a 100.0 rating in 2021, and his 44 games with at least a 100.0 rating are tied for second in team history:

Career 100.0 QB Rating Games

Player	Games	Player	Games
Tony Romo.....	67	Roger Staubach.....	37
Troy Aikman.....	44	Danny White	33
Dak Prescott.....	44	Craig Morton	24

Prescott's 44 games with at least a 100.0 rating from 2016-21 trail only Russell Wilson (2012-17) for the most games by a quarterback in his first six seasons in NFL history:

100.0 QB Rating Games - First Six Seasons

Player	Games	Seasons
Russell Wilson	46	2012-17
Dak Prescott.....	44	2016-21
Patrick Mahomes	37	2018-21
Ben Roethlisberger.....	37	2004-09

He continues to add to his resume, and through his first 86 starts, Prescott sits at 44 games with a 100.0 rating, good for third through 86 starts in NFL history:

Player	GS	100.0 Rtg		
		Games	W/L	Win%
Aaron Rodgers.....	86	51	42-9	.824
Tony Romo.....	86	45	34-11	.756
Dak Prescott.....	86	44	38-6	.864
Kirk Cousins.....	86	42	31-10-1	.750

Since 2016, Prescott has recorded 27 games with a 100.0 passer rating at AT&T Stadium - the most by any quarterback in his home venue during that span:

Player	100.0 Rtg Games	W/L	Win%
Drew Brees	26	21-5	.808
Russell Wilson	26	20-6	.769
Tom Brady.....	25	24-1	.960
Aaron Rodgers.....	25	24-1	.960

★ RAYNE MAN ★

Dak Prescott has proven to be a threat with his feet during his career, ranking first in franchise history in rushing scores (25), second in rushing yards (1,460) and third in carries (307) among Cowboys quarterbacks all-time:

Prescott has also notched 25 rushing scores since his rookie season, third by any NFL quarterback from 2016-22:

QB Rush TDs - 2016-22

Player	Rush TDs
Cam Newton, Car/NE	32
Josh Allen, Buf.....	31
Dak Prescott, Dal.....	25
Lamar Jackson, Bal	21

Prescott's 25 rushing touchdowns are tied for fifth in NFL history through the first 86 games of a quarterback's career, post merger:

QB Rush TDs - First 86 Games

Player	Rush TDs
Cam Newton, Car	47
Josh Allen, Buf.....	32
Daunte Culpepper, Min.....	30
Steve McNair, Ten.....	26
Dak Prescott, Dal.....	25
Terry Bradshaw.....	25
Kordell Stewart	25

Prescott has set various rushing records by a Cowboys QB:

Dak Prescott QB Rushing Records

Team Record Set	Total	Year
Rush Yards by a QB, Single Season.....	357	2017
Rush TDs by a QB, Single Season	6	2016,18
Rush TDs by a QB, Career.....	25	2016-21
Rush Atts by a QB, Single Season.....	75	2018
Rush Atts by a Rookie QB, Single Season.....	57	2016
Longest Rush by a QB	42	2019

★ HOME SWEET HOME ★

Dak Prescott has a 29-15 regular season record as the starting quarterback when he plays at home in the confines of AT&T Stadium:

Prescott Home Stadium Stats by Season

Season	W-L	Att	Comp	Yards	Pct	TD	INT
2016	7-1	248	172	1,976	69.4	11	1
2017	3-5	258	160	1,627	62.0	11	9
2018	7-1	248	179	1,995	72.2	14	3
2019	5-3	286	190	2,620	66.4	20	7
2020	2-1	126	89	1,118	70.6	5	2
2021	5-3	274	184	2,187	67.2	23	2
2022	0-1	29	14	134	48.3	0	1
Totals	29-15	1,469	988	11,657	67.3	84	25

Prescott's 29 wins at home since the start of 2016 are tied for fourth in the league:

Player	Wins	Win%	Player	Wins	Win%
Aaron Rodgers	36	.849	Dak Prescott	29	.674
Tom Brady	36	.800	Kirk Cousins	29	.604
Russell Wilson	30	.652	B. Roethlisberger	28	.737

★ QB WINS ★

Following his sixth season as the starting quarterback of the Dallas Cowboys, Dak Prescott has proven to be a winner, as his 53 victories rank fifth in team history. His 13 wins in 2016 were the most by a rookie quarterback in NFL history, and his 53 career wins rank fourth from 2016-22:

Wins by Starting NFL QB - 2016-22

Player	Wins	Games	Win%
Tom Brady, NE/TB	72	94	.766
Aaron Rodgers, GB	59	88	.676
Russell Wilson, Sea	58	95	.616
Dak Prescott, Dal	53	86	.616
Ben Roethlisberger, Pit	52	78	.673
Patrick Mahomes	51	64	.797

Since 2016, Prescott has the second-most wins against his division, going 25-6 in games he has started against the NFC East:

Player	Wins	Player	Wins
Tom Brady, NE/TB	27	Aaron Rodgers, GB	22
Dak Prescott, Dal	25	Mahomes/Roethlisberger	21

★ AERIAL ACCOLADES ★

Dak Prescott led the league with 25 completions of 20-plus yards in 2020 before his season-ending injury in Week 5. In 2021 he tied for seventh with 55 long completions, but he tied for third with 11 20-plus yard touchdowns:

2021 20+ Yard Touchdown Pass Leaders

Player	Team	Com	20+ Com	TD	20+ TD	20+ TD%
Joe Burrow	Cin	366	60	34	18	52.9%
Tom Brady	TB	485	75	43	13	30.2%
Kirk Cousins	Min	372	60	33	11	33.3%
Patrick Mahomes	KC	436	58	37	11	29.7%
Dak Prescott	Dal	410	55	37	11	29.7%

Prescott's long touchdowns did not just come from catch-and-run opportunities, as he tied for sixth in touchdown completions of 21-plus air yards in 2021:

2021 Touchdowns on Deep Throws of 21+ Air Yds

Player	Att	TDs	Player	Att	TDS
J. Burrow	66	13	P. Mahomes	63	7
R. Wilson	70	9	K. Murray	60	7
K. Cousins	64	8	D. Prescott	59	7
T. Heinicke	53	8	M. Stafford	55	7
J. Herbert	57	8	C. Wentz	51	7
D. Carr	70	7	Two players	--	6

★ TIGHT WINDOW THROWS ★

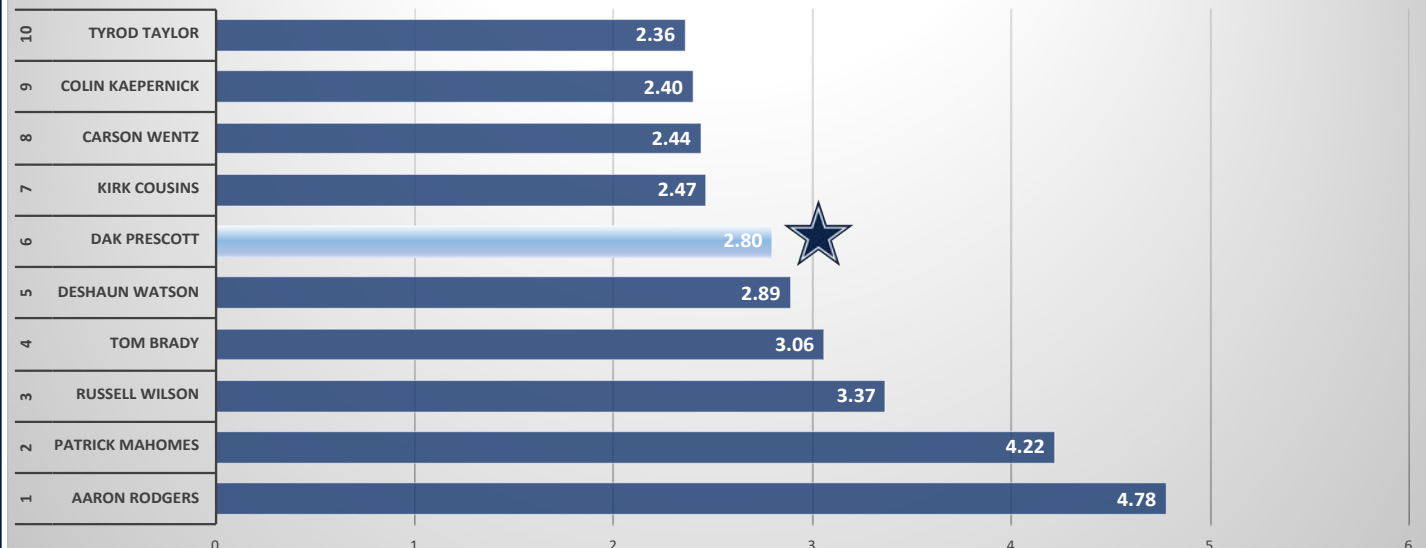
Dak Prescott ranked fifth in the NFL in 2021 with 92 tight window throws (throws with less than one yard of separation from nearest defender) and completed 34.8% of those passes. Through one week in 2022, Prescott attempted seven tight window throws, fifth-highest in the league. The NFL average for tight window completion percentage over the last five seasons is 34.0%. Below are Prescott's tight window throws by season.

Season	Tight Wndw Throws	Tight Wndw Comp	Tight Wndw Comp%
2022	2	7	28.6%
2021	92	32	34.8%
2020	34	12	35.3%
2019	106	42	39.6%
2018	92	36	39.1%
2017	93	41	44.1%
2016	96	41	42.7%

★ TOUCHDOWN-TO-INTERCEPTION RATIO ★

Dak Prescott has shown prolific decision making in his career, throwing only 51 interceptions against 143 touchdown passes. Prescott also knows when to tuck the ball and attack with his legs, scoring an additional 25 touchdowns on the ground in his six-plus NFL seasons. Among all qualifying quarterbacks (1,500 pass attempts), Prescott ranks sixth all-time with a 2.86 touchdown/interception ratio:

HIGHEST TD/INT RATIO IN NFL HISTORY



★ MOVING UP THE CHARTS ★

Dak Prescott has 20 games with at least 300 yards through the air - second in Cowboys history:

Player	Games
Tony Romo.....	46
Dak Prescott.....	20
Troy Aikman.....	13
Danny White.....	10
Don Meredith.....	7

★ QUICK DRAW DAK ★

Dak Prescott recorded an average time to throw of 2.49 seconds on his pass attempts in Week One - per PFF, which ranked sixth among starting quarterbacks:

Player	Avg Release	Player	Avg Release
T. Brady.....	2.19	D. Prescott.....	2.49
D. Mills.....	2.25	M. Stafford.....	2.52
M. Jones.....	2.33	P. Mahomes.....	2.53
J. Allen.....	2.43	B. Mayfield.....	2.54
J. Goff.....	2.44	M. Ryan.....	2.55

As his career has progressed, Prescott has gotten rid of the ball faster, as seen by his average time to throw (ATT) by year:

Year	ATT	Year	ATT
2022.....	2.49	2018.....	2.86
2021.....	2.67	2017.....	2.80
2020.....	2.59	2016.....	2.88
2019.....	2.81		

★ PRESSURE IS PRIVILEGE ★

Dak Prescott attempted 167 passes in the face of increased pressure brought by the blitz in 2021 - and threw 21 touchdowns, most in the league:

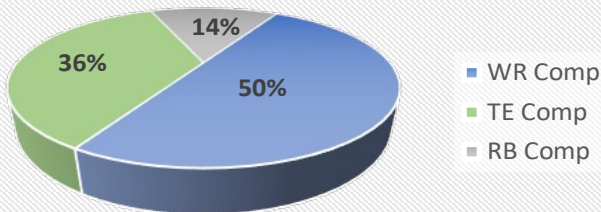
Most Touchdown Passes Against the Blitz - 2021 Season					
Player	Att	Com	Yds	TD	Rating
Dak Prescott.....	167	101	1,135	21	110.4
Tom Brady.....	169	111	1,401	17	107.6
Matthew Stafford.....	130	92	1,117	14	129.6
Joe Burrow.....	111	76	1,112	11	118.9
Kirk Cousins.....	149	94	1,211	11	113.1
Aaron Rodgers.....	139	88	989	11	107.9

In Week One, Prescott completed four-of-10 passes against the blitz for 60 yards.

★ PASS DISTRIBUTION ★

Dak Prescott has completed 14-of-29 passes in 2022, with seven to WRs, five to TEs and two to RBs:

Dak Prescott 2022 Completions by Position



100.0

Dak Prescott's eight games with a 100.0 passer rating and three passing scores led the NFL in 2021 and were the most in a season in team history.

★ ZERO TO 400, REAL QUICK ★

Dak Prescott has nine career 400-yard games after adding two 400-yard performances in 2021, a franchise record and the most by any passer since 2016:

Player	400-Yd Games
Dak Prescott.....	9
Patrick Mahomes.....	7
Tom Brady.....	6
Kirk Cousins.....	5
Ryan Fitzpatrick.....	5
Aaron Rodgers.....	5

Prescott's nine 400-yard games are also tied for the most by any passer in the first six seasons of a career:

Player	Seasons	400-Yd Games
Dan Marino.....	1984-88	9
Dak Prescott.....	2016-21	9
Patrick Mahomes.....	2018-21	7
Matt Stafford.....	2009-13	6

Dak Prescott Career 400-Yard Games

Opp, Date	Att	Com	Yards	W/L
vs. Cle, 10/4/20.....	58	41	502	L
at Sea, 9/27/20.....	57	37	472	L
vs. GB, 10/6/19.....	44	27	463	L
vs. Phi, 12/9/18.....	54	42	455	W
vs. Atl, 9/20/20.....	47	34	450	W
at NE, 10/17/21.....	51	31	445	W
at Det, 11/17/19.....	46	29	444	W
vs. NYG, 9/8/19.....	32	25	405	W
at TB, 9/9/21.....	58	42	403	L

Prescott is the only quarterback in Cowboys history to pass for 400 yards in consecutive games, and his three-game streak is tied with Ryan Fitzpatrick (2018) for the longest streak in NFL history.

Prescott set an NFL record by passing for at least 450 yards in three straight games (vs. Atl, 9/20/20 - vs. Cle, 10/4/20), surpassing Jameis Winston (two game streak in 2019):

Player	Season	Games	Yards	TD	W/L
Dak Prescott.....	2020	3	1,424	8	1-2
Jameis Winston.....	2019	2	914	8	2-0

Prescott's 1,424 yards over the three-game stretch (vs. Atl, 9/20/20 - vs. Cle, 10/4/20) are the most by any NFL quarterback over a three-game stretch in league history.

★ COMPLETE CONTROL ★

Dak Prescott completed 410 passes in 2021 - fifth in the NFL- and recorded the fourth-best completion rate at 68.8%:

Highest Completion Percentage Among QBs in 2021

Player	Comp%	Player	Comp%
Joe Burrow.....	70.4%	Jimmy Garoppolo.....	68.3%
Kyler Murray.....	69.2%	Tua Tagovailoa.....	67.8%
Aaron Rodgers.....	68.9%	Mac Jones.....	67.6%
Dak Prescott.....	68.8%	Tom Brady.....	67.5%
Derek Carr.....	68.4%	Ryan Tannehill.....	67.2%

Prescott was extremely accurate, but not at the detriment of pushing the ball down field, passing for 4,449 yards and 7.46 yards-per-attempt on the year. His completion percentage ranks third in single-season team history:

Highest Single-Season Comp.%, Cowboys History

Player	Season	Comp	Attempts	Comp%
Tony Romo.....	2014	304	435	69.9%
Troy Aikman.....	1993	271	392	69.1%
Dak Prescott.....	2021	410	596	68.8%
Dak Prescott.....	2016	311	459	67.8%
Dak Prescott.....	2018	356	526	67.7%

Drew Brees holds the NFL record for completion percentage in a season, 74.4% in 2018.



★ THE BOOK OF EZEKIEL ★

For only the second time in franchise history, the Dallas Cowboys used a top-five pick on a running back when they chose Ezekiel Elliott out of Ohio State with the fourth overall selection in the 2016 NFL Draft. Dallas selected Tony Dorsett with the second pick in the 1977 NFL Draft.

In his first season, Elliott had seven 100-yard rushing games - most by a Cowboys rookie all-time and tied for the NFL lead in 2016. He owns 30 for his career to rank third all-time in team history.

Dallas is 26-4 when Elliott tops 100 yards on the ground:

Ezekiel Elliott 100-yard Rushing Games (30 total)

Yds	Opp	W/L	Date	Yds	Opp	W/L	Date
159TB	W	12/18/16	121WAS	W	11/22/18
157@GB	W	10/16/16	117LAR	W	12/15/19
152DET	W	9/30/18	116GB	L	10/8/17
151@Phi	W	11/11/18	114@Pit	W	11/13/16
150@Was	W	10/29/17	113PHI	W	12/9/18
147@SF	W	10/22/17	111@Was	W	9/15/19
143Car	W	10/3/21	111PHI	W	10/20/19
140CHI	W	9/25/16	110NYG	W	10/10/21
139@NYG	W	11/4/19	107@NYG	L	12/11/16
138@SF	W	10/2/16	105PHI	W	12/27/20
134CIN	W	10/9/16	105@NYJ	L	10/13/19
127@Sea	L	9/23/18	104NYG	W	9/10/17
125MIA	W	9/22/19	106JAX	W	10/14/18
122@Atl	W	11/18/18	103@Phi	W	12/31/17
122WAS	W	12/29/19	103@Min	W	11/22/20

Career 100-Yard Rushing Games, Cowboys History

Player	Games
Emmitt Smith76
Tony Dorsett43
Ezekiel Elliott30

Elliott has 40 career games with 20-plus carries. Dallas is 30-10 during those contests:

Ezekiel Elliott 20-plus Carry Games

Opp	Date	Att	Yds	W/L	Opp	Date	Att	Yds	W/L
@Was.	10/19/17	33	150	W	@Atl	11/18/18	23	122	W
CHI	9/25/16	30	140	W	NO	11/29/18	23	76	W
GB	10/8/17	29	116	L	@Was	9/15/19	23	111	W
@GB	10/16/16	28	157	W	PHI	10/20/19	22	111	W
PHI	12/9/18	28	113	W	PHI	10/30/16	22	96	W
@NYJ	10/13/19	28	105	L	@Ari	9/25/17	22	80	W
KC	11/5/17	27	93	W	@LAR	9/13/20	22	96	L
@Phi	12/31/17	27	103	W	ATL	9/20/20	22	89	W
WAS	11/22/18	26	121	W	@NE	11/24/19	21	86	L
@SF	10/22/17	26	147	W	@Was	9/18/16	21	83	W
DET	9/30/18	25	152	W	@Pit	11/13/16	21	114	W
BAL	11/20/16	25	97	W	LAR	10/1/17	21	85	L
@NYG	12/11/16	24	107	L	@Min	11/22/20	21	103	W
NYG	9/10/17	24	104	W	NYG	10/10/21	21	110	W
SEA	12/24/17	24	97	L	NYG	9/11/16	20	51	L
JAX	10/14/18	24	106	W	WAS	11/20/16	20	97	W
LAR	12/15/19	24	117	W	@Min	12/1/16	20	86	W
@NYG	11/4/19	23	139	W	@Hou	10/7/18	20	54	L
@SF	10/2/16	23	138	W	MIN	11/10/19	20	47	L
TB	12/18/16	23	159	W	Car	10/3/21	20	143	W

194

Since being drafted fourth overall in 2016, Ezekiel Elliott has produced 194 big play runs (10-plus yards), which are the most by any running back in that span.

★ KING EZEKIEL ★

After leading the league in rushing as a rookie in 2016, Ezekiel Elliott finished 10th in the NFL in 2017 despite missing six games. He once again won the NFL rushing title in 2018 and became the second Cowboy, 11th player, to win the rushing title twice in his first three seasons.

In team history, Elliott is only the second Cowboy to win the rushing title in multiple seasons, joining Emmitt Smith (four):

Dallas Cowboys Rushing Title Winners

Player	Season	Yards	Player	Season	Yards
Emmitt Smith 1991	1,563	DeMarco Murray 2014	1,845
Emmitt Smith 1992	1,713	Ezekiel Elliott 2016	1,631
Emmitt Smith 1993	1,486	Ezekiel Elliott 2018	1,434
Emmitt Smith 1995	1,773			

Elliott finished third in the NFC with 1,002 rushing yards in 2021, and his total ranked seventh among all NFL rushers. Elliott began his 2022 campaign with 52 yards on 10 carries (5.2 avg.). His 5.2 yards-per-carry ranked 10th among all running backs in the NFL in Week One.

2022 NFL Rushing Average Leaders, Running Backs (min. 10 carries)

Player	Att	Yards	Avg	TD	1stD
D'Andre Swift15	144	9.6	1	5
Saquon Barkley18	164	9.1	1	7
Miles Sanders13	96	7.4	1	4
Nick Chubb22	141	6.4	0	6
Leonard Fournette21	127	6.1	0	6
Michael Carter10	60	6.0	0	2
James Robinson11	66	6.0	1	3
Josh Jacobs10	57	5.7	0	1
Cordarrelle Patterson22	120	5.5	1	10
Ezekiel Elliott10	52	5.2	0	3

★ COMPLETE BACK ★

Ezekiel Elliott plays an integral part in protecting the quarterback in Dallas' passing attack, picking up blitzers and helping combat opposing rushers. Since 2018, he has finished in the top-five in pass block snaps among running backs and has allowed a pressure on very few of those block attempts, posting efficiency numbers above 90.0% every year of his career, per PFF:

Year	Pass Blk Snps	Eff%	Year	Pass Blk Snps	Eff%
20228 (t-5th)	91.7%	201888 (5th)	95.2%
202173 (8th)	92.2%	201743 (23rd)	94.7%
202099 (1st)	94.0%	201660 (20th)	95.5%
2019106 (2nd)	93.7%			

★ EZEKIEL ELLIOTT RUSHING TOUCHDOWNS BY TEAM ★



56

Career Rushing TDs

★ BIG-PLAY RUNS ★

Since entering the league in 2016, Ezekiel Elliott has posted the most "big-play" runs of 10-plus yards:

Big-Play Runs - 2016-22

Player	10+ Runs
Ezekiel Elliott, Dal	194
Derrick Henry, Ten	174
Melvin Gordon III, LAC/Den	148

In fact, Elliott has recorded a 10-plus yard run on 11.7% of his career carries, which ranks eighth in the NFL among active running backs and 25th in NFL history (min. 750 att):

Career Big-Play Run Percentage - Active Running Backs

Player	10+ Run%	Player	10+ Run%
Nick Chubb	15.7%	Derrick Henry	12.2%
Kareem Hunt	13.0%	Ezekiel Elliott	11.7%
Dalvin Cook	12.9%	Christian McCaffrey ...	11.3%
Alvin Kamara	12.5%	Kenyan Drake	11.1%
Aaron Jones	12.5%	Melvin Gordon III	11.0%

Elliott finished eighth among RBs in big-play runs (24) in 2021:

Player	10+ Runs	Player	10+ Runs
Jonathan Taylor	50	Joe Mixon	26
Nick Chubb	41	Javonte Williams	25
Dalvin Cook	36	Ezekiel Elliott	24
Eli Mitchell	29	Antonio Gibson	24
Najee Harris	28	Melvin Gordon II	23

★ GIVE HIM 200 ★

Ezekiel Elliott owns four 200 scrimmage yard games in his career - tied with DeMarco Murray and Emmitt Smith for the most such games in Cowboys history. Marshall Faulk owns the NFL record with 14 200-yard games.

Ezekiel Elliott 200-Yard Games

Opp, Date	Rush Yds	Rec Yds	Tot Yds
vs. Det, 9/30/18	152	88	240
at SF, 10/22/17	147	72	219
at Pit, 11/13/16	114	95	209
at Atl, 11/18/18	122	79	201

★ BY LAND AND BY AIR ★

Ezekiel Elliott had two games with a touchdown on the ground and in the air in 2021 - giving him nine games since 2016, which is tied for the most such games in the league:

Games with Rush TD & Rec TD Since 2016

Player	Team	Seasons	Games
Christian McCaffrey	CAR	2017-22	9
Alvin Kamara	NO	2017-22	9
Ezekiel Elliott	DAL	2016-22	9
Kareem Hunt	KC/CLE	2016-22	7
Austin Ekeler	LAC	2019-22	6
David Johnson	ARZ/HOU	2016-22	6

★ AIR & GROUND ★

Ezekiel Elliott has proven himself a dual-threat throughout his career, establishing a club record for the most games with 100 rush yards and 50 receiving yards in Cowboys history:

100 Rush Yds & 50 Rec. Yds Games

Player	Games
Ezekiel Elliott	5
Tony Dorsett	4
Herschel Walker	4
Emmitt Smith	4

His five career games with at least 100 rushing yards and 50 receiving yards are also tied for the most by any league rusher since he entered the NFL in 2016 (Christian McCaffrey):

Player	Games	Player	Games
Ezekiel Elliott	5	James Conner	4
Christian McCaffrey	5	Todd Gurley	4
Le'Veon Bell	4	Four players tied	3

★ KEEP IT 100 ★

After adding two 100-yard rushing games in 2021, Ezekiel Elliott has posted 30 games with at least 100 rushing yards since 2016 - most in the NFL during that time:

100-Yard Rushing Games - 2016-22

Player	Games
Ezekiel Elliott, Dal	30
Derrick Henry, Ten	25
Nick Chubb, Cle	22
Dalvin Cook, Min	19
Melvin Gordon, Den/LAC	14
Jordan Howard, Chi/Phi	14

★ ALWAYS HUNGRY ★

Dak Prescott and Ezekiel Elliott entered the NFL as part of the Cowboys 2016 Draft class and have shared a bond ever since. Since 2016, Prescott and Elliott have connected for the sixth-most touchdown hookups between a quarterback/running back duo in the NFL with 11 touchdowns:

Players	Team	TDs
Tom Brady/James White	NE	20
Philip Rivers/Austin Ekeler	LAC	14
Drew Brees/Alvin Kamara	NO	14
Jared Goff/Todd Gurley II	LAR	12
Aaron Rodgers/Aaron Jones	GB	12
Dak Prescott/Ezekiel Elliott	Dal	11
Cam Newton/Christian McCaffrey	Car	11
Matt Ryan/Tevin Coleman	Atl	11
Philip Rivers/Melvin Gordon III	LAC	11

Elliott has 12 touchdown catches in his career, which rank fourth all-time by a running back in Cowboys history:

Most Touchdown Catches by a Cowboys Running Back				
Player	Seasons	Rec	Yds	Rec TDs
Dan Reeves	1965-72	129	1,693	17
Daryl Johnston	1989-99	294	2,227	14
Tony Dorsett	1977-87	382	3,432	13
Ezekiel Elliott	2016-21	289	2,241	12
Timmy Newsome	1980-88	212	1,966	11
Preston Pearson	1975-80	189	2,274	11
Emmitt Smith	1990-02	486	3,012	11

★ GO AHEAD TD GLUTTON ★

Ezekiel Elliott has been a touchdown machine for the Cowboys, and he has been extra hungry in the pivotal moments of games, scoring 28 go ahead touchdowns since his rookie season - tied for the most go ahead touchdowns of any non-passer in the NFL:

Go Ahead Rush and Rec TDs - 2016-22

Player	Rush TD	Rec TD	Total TDs
Davante Adams	0	28	28
Ezekiel Elliott	23	5	28
Melvin Gordon III	23	5	28
Derrick Henry	22	0	22
Todd Gurley	15	6	21
Tyreek Hill	2	19	21
Travis Kelce	1	20	21
Alvin Kamara	14	6	20
Aaron Jones	14	5	19
Amari Cooper	0	18	18
Tyler Lockett	0	18	18
Adam Thielen	0	18	18

★ ALL-TIME COWBOYS RUSHERS ★

Below are Ezekiel Elliott's rankings in several key offensive categories in Cowboys history:

RUSH ATTEMPTS		SCRIMMAGE YARDS	
Emmitt Smith	4,052	Emmitt Smith	20,174
Tony Dorsett	2,755	Tony Dorsett	15,468
Ezekiel Elliott	1,660	Jason Witten	12,977
Don Perkins	1,500	Michael Irvin	11,910
		Ezekiel Elliott	9,679
RUSH YARDS		SCRIMMAGE YPG	
Emmitt Smith	17,162	Ezekiel Elliott	108.8
Tony Dorsett	12,036	DeMarco Murray	108.0
Ezekiel Elliott	7,438	Emmitt Smith	100.4
Don Perkins	6,217	Tony Dorsett	98.5
YARDS-PER-ATTEMPT		TOTAL TOUCHDOWNS	
DeMarco Murray	4.85	Emmitt Smith	164
Ezekiel Elliott	4.48	Tony Dorsett	86
Tony Dorsett	4.37	Bob Hayes	76
Walt Garrison	4.32	Dez Bryant	75
RUSHING TOUCHDOWNS		Jason Witten	72
Emmitt Smith	153	Ezekiel Elliott	68
Tony Dorsett	72	Michael Irvin	65
Ezekiel Elliott	56		

★ HUNGRY? GRAB SCRIMMAGE YARDS ★

Ezekiel Elliott ranked ninth among running backs - 15th overall - in the NFL with 1,317 scrimmage yards in 2020 and finished ninth among running backs in 2021 with 1,289 yards:

Scrimmage Yards by Running Backs in 2021

Player	Team	Rush Yds	Rec Yds	Tot Yds
Jonathan Taylor	Ind	1,811	360	2,171
Najee Harris	Pit	1,200	467	1,667
Austin Ekeler	LAC	911	647	1,558
Joe Mixon	Cin	1,205	314	1,519
Nick Chubb	Cle	1,259	174	1,433
Dalvin Cook	Min	1,159	224	1,383
Alvin Kamara	NO	1,037	294	1,337
Antonio Gibson	Was	1,037	294	1,331
Ezekiel Elliott	Dal	1,002	287	1,289
Leonard Fournette	TB	812	454	1,266

Last year marked Elliott's sixth-consecutive season with at least 1,000 scrimmage yards, which is the second-longest streak in Cowboys history (Emmitt Smith, 13 seasons), and is tied for the second-longest active streak by any player in the NFL. Elliott's six total seasons with 1,000 scrimmage yards rank fourth in team history:

Most Years with 1,000 Scrimmage Yards, Cowboys History

Player	1,000-Yd Yrs	Player	1,000-Yd Yrs
Emmitt Smith	13	Michael Irvin	7
Tony Dorsett	9	Ezekiel Elliott	6

Active Players with 1,000 Scrimmage Yard Streaks

Player	Seasons
Mike Evans	8 (2014-21)
Ezekiel Elliott	6 (2016-21)
Travis Kelce	6 (2016-21)
Alvin Kamara	5 (2017-21)

Elliott joined LaDainian Tomlinson as the only two players to begin a career with six consecutive seasons of 1,250 scrimmage yards and six touchdowns after posting 1,289 yards and 12 touchdowns in 2021.

Elliott ranks eighth in scrimmage yards-per-game among all players in the Super Bowl era:

Player	Scr. Yds/G	Player	Scr. Yds/G
Billy Sims	119.6	Dalvin Cook	112.8
Barry Sanders	118.9	Walter Payton	111.9
Terrell Davis	113.9	Arian Foster	110.9
C. McCaffrey	113.8	Ezekiel Elliott	109.4

★ KEEP IT ¹⁰⁰ PART 2 ★

Ezekiel Elliott has racked up 100 scrimmage yards in 48 games - by far the most of any player in the NFL since 2016:

100 Scrimmage Yard Games - 2016-22

Player	Games
Ezekiel Elliott, Dal	48
Alvin Kamara, NO	36
Christian McCaffrey, Car	32
Dalvin Cook, Min	32
Julio Jones, Atl/Ten/TB	31
Davante Adams, GB/LV	31

In fact, Elliott's 48 games with 100 scrimmage yards rank 15th by any NFL player in the first six years of a career, and second in Cowboys history behind Emmitt Smith's 59 games in the first six years of his career.

Elliott's 48 games with 100 scrimmage yards rank third in Cowboys history, recently passing Michael Irvin:

Dallas Cowboys 100-Yard Scrimmage Games

Player	Career Gms	100-Yd Gms
Emmitt Smith	201	100
Tony Dorsett	157	71
Ezekiel Elliott	89	48
Michael Irvin	159	47
Calvin Hill	73	30



29%

Tony Pollard had two touchdowns and 35 first downs on 130 carries in 2021 and averaged a first down or touchdown on 28.5% of his carries in 2021 - the 17th-highest percentage among all running backs, min 100 carries.

★ DOUBLE TROUBLE ★

Tony Pollard complements Ezekiel Elliott as a second option in the Cowboys backfield, and in 2021 he had two 100-yard games as a dual threat option, giving him five for his career:

Tony Pollard Career 100-Yard Scrimmage Games

Opp, Date	Rush Yds	Rec Yds	Tot Yds
vs. LAR, 12/15/19	131	12	143
at LAC, 9/19/21	109	31	140
vs. SF, 12/20/20	69	63	132
vs. Mia, 9/22/19	103	25	128
vs. NYG, 10/10/21	75	28	103

Pollard had 17 rushes of 10-plus yards in 2021 on only 130 carries, which at 13.1% ranked as the 11th-highest percentage of 10+ runs in the league (min. 100 carries):

Highest Percentage of 10-Plus Yard Runs by RB in 2021

Player	10+ Run%	Player	10+ Run%
Nick Chubb	18.0%	Dalvin Cook	14.5%
Rashaad Penny	16.0%	Eli Mitchell	14.0%
Chase Edmonds	15.5%	D'Andre Swift	13.9%
Jonathan Taylor	15.1%	Darrell Henderson	13.4%
Rhamondre Stevenson	15.0%	Tony Pollard	13.1%
Miles Sanders	14.6%	Cordarrelle Patterson	13.1%

★ DAILY DOUBLE FOR 1,000, ALEX ★

Ezekiel Elliott and Tony Pollard were the first Cowboys running back tandem to record 1,000 scrimmage yards in the same season since Tony Dorsett and Herschel Walker in 1986 and only the fifth time overall:

Cowboys RB Tandem with 1,000 Scrimmage Yards

Season	RB1	RB2
2021	Ezekiel Elliott (1,289)	Tony Pollard (1,056)
1986	Herschel Walker (1,574)	Tony Dorsett (1,015)
1983	Tony Dorsett (1,608)	Ron Springs (1,130)
1972	Calvin Hill (1,400)	Walt Garrison (1,174)
1962	Amos Marsh (1,269)	Don Perkins (1,049)

★ SETTING THE TABLE ★

The Dallas Cowboys were one of the most efficient offenses in 2021, and a large part of that success stemmed from their ability to pick up yards on first down, as they ranked third in the NFL in percentage of first down plays gaining four-or-more yards:

Team	1stD Plays	4+ Yd Gains	4+ Pct
Kansas City	527	283	53.7%
Green Bay	487	260	53.4%
Dallas	515	274	53.2%
Jacksonville	447	236	52.8%
LA Chargers	503	264	52.5%

Tony Pollard ranked third in rushing average by running backs on first down in 2021 (5.44):

Player	1stD Rush	1stD Yds	1stD Avg.
Miles Sanders	79	475	6.01
Jonathan Taylor	176	1,039	5.90
Tony Pollard	78	424	5.44
Aaron Jones	109	576	5.28
Ausrtn Ekeler	126	645	5.12

The Cowboys had the most success rushing the ball on second down in 2021, averaging 5.17 yards-per-carry:

Dallas Cowboys Yards-Per-Rush in 2021

1st Down	2nd Down	3rd Down	4th Down
4.24	5.17	4.00	3.90
Rank: 19th	Rank: 3rd	Rank: 24th	Rank: 12th

Dallas finished 12th in 2021 by averaging 27.8 rush attempts-per-game, which produced the ninth-most rushing yards-per-game at 124.6.

★ FORWARD MOMENTUM ★

The Dallas Cowboys have a tandem of running backs that are among the best at providing positive yards at every opportunity, with Ezekiel Elliott recording a negative rush on only 6.75% of his 237 carries - the 13th-lowest percentage - and Tony Pollard with four negative rushes on 130 attempts (3.08%) in 2021:

Lowest Negative Rush Percentage By RB in 2021

Player	Rush	Stuff%	Player	Rush	Stuff%
T. Pollard	130	3.08%	D. Singletary	188	6.38%
C. Edmonds	116	3.45%	C. Patterson	153	6.54%
D. Henderson	149	4.03%	L. Fournette	180	6.67%
A.J. Dillon	187	4.28%	C. Edwards-Helaire	119	6.72%
M. Ingram	160	5.63%	E. Elliott	237	6.75%
K. Herbert	103	5.83%	J. Conner	202	6.93%
J. Williams	153	5.88%	D. Johnson	100	7.00%
S. Michel	208	6.25%	J. Robinson	202	6.93%

*min. 100 carries

★ LEADER OF THE PACK ★

Tony Pollard ranked second among NFL running backs in yards-per-carry in 2021, averaging 5.53 yards-per-attempt, the highest mark by a Cowboys running back since Felix Jones' club record 5.91 yards-per-carry in 2009.

Highest Single-Year Rushing Average in Cowboys History

Player	Season	Rush	Rush Yds	Rush Avg
Felix Jones*	2009	116	685	5.91
Amos Marsh	1962	144	802	5.57
Tony Pollard	2021	130	719	5.53
DeMarco Murray	2011	164	897	5.47
Duane Thomas*	1970	151	803	5.32

*Led NFL in rushing average

(Players need to average 5.88 rushes/game to qualify - 5.88 x 17 games is equal to 100 rushes over the course of the season).

2.99

Dallas' rushers averaged 2.99 yards-after-contact-per-attempt in 2021 - the ninth-highest average in the league. The Cowboys averaged 2.61 yards-after-contact in Week One.

★ CEEDEE'S BIG PLAYS ★

CeeDee Lamb proved to be a big-play threat in 2021, tying the sixth-most receptions of 20-plus yards among all receivers with 20.

Big-Play Receptions - 2021 NFL Leaders

Player	20+ Rec	Player	20+ Rec
Cooper Kupp.....	30	Tee Higgins.....	17
Justin Jefferson.....	27	Mike Williams.....	17
Deebo Samuel.....	23	Brandon Aiyuk.....	16
Ja'Marr Chase.....	22	A.J. Green.....	16
Tyler Lockett.....	22	Rob Gronkowski.....	16
Mark Andrews.....	20	Christian Kirk.....	16
Mike Evans.....	20	D.J. Moore.....	16
CeeDee Lamb.....	20	Kyle Pitts.....	16
Davante Adams.....	19	DeVonta Smith.....	16

★ SPEEDY CEEDEE ★

CeeDee Lamb surpassed 2,000 career receiving yards in 2021, doing so in just his 32nd career game to become the second-fastest Cowboy to reach 2,000 yards behind Bob Hayes (25 games, 1965-66):

Fastest Cowboys to 2,000 Career Receiving Yards

Player	Games
Bob Hayes.....	25
CeeDee Lamb.....	32
Drew Pearson.....	35
Dez Bryant.....	36
Michael Gallup.....	38

Lamb became the fourth Cowboys player to reach 10 touchdown catches in the first 25 games of a career against Atlanta last season (11/14/21):

Fastest Cowboys to 10 Career TD Receptions

Player	Games
Bob Hayes.....	12
Dez Bryant.....	17
Terrance Williams.....	21
CeeDee Lamb.....	25

★ ON THE LAMB ★

CeeDee Lamb has quickly risen to the No. 1 receiver spot for the Dallas Cowboys. Lamb recorded two 100-yard receiving games as a rookie in 2020 before tallying three 100-yard games in 2021.

Lamb has the third-most 100-yard receiving games in the first two years of a career by a Cowboys player:

Most 100-Yard Rec Games in First Two Seasons by a Cowboy

Player	Seasons	Games
Bob Hayes.....	1965-66	8
Drew Pearson.....	1973-74	6
CeeDee Lamb.....	2020-21	5
Michael Gallup.....	2019-20	4
Herschel Walker.....	1986-87	3

CeeDee Lamb Career 100-Yard Rec Games

Opp, Date	Rec Yds
at NE, 10/17/21.....	149
vs. NYG, 10/11/20.....	124
at Min, 10/31/21.....	112
vs. Atl, 9/20/20.....	106
at TB, 9/9/21.....	104

32

Dallas' receiving corps in 2021 was among the most efficient in the NFL, as the Cowboys 32 drops, per PFF, tied for the eighth-fewest in the league.



167

CeeDee Lamb was a menace after catching the ball in 2021, ranking fifth in the NFL with 167 receiving yards-after-contact.

★ NO SILENCING THIS LAMB ★

CeeDee Lamb started his Cowboys career loudly, passing Bob Hayes (46) and establishing a franchise record for the most receptions by a Cowboys rookie (74). He continued to make noise in 2021, and combined with his rookie record number, Lamb now has 150 catches in his first two seasons - the most by any Cowboys player in the first two seasons of a career:

Most Receptions by a Cowboy in First Two Seasons

Player	Seasons	Rec
CeeDee Lamb.....	2020-21	150
Herschel Walker.....	1986-87	131
Jason Witten.....	2003-04	122
Bob Hayes.....	1965-66	110

Lamb exceeded 1,000 scrimmage yards in each of his first two NFL seasons, becoming one-of-six Cowboys players - and the only wide receiver - in franchise history to start a career with consecutive 1,000-scrimmage yard seasons:

Player 1,000-Yd Seasons to Begin Career

Emmitt Smith.....	13 Seasons (1990-2002)
Ezekiel Elliott*.....	6 Seasons (2016-2021)
Tony Dorsett.....	5 Seasons (1977-81)
Herschel Walker.....	3 Seasons (1986-88)
CeeDee Lamb*.....	2 Seasons (2020-21)
Don Perkins.....	2 Seasons (1961-62)

*active streaks

Lamb eclipsed 1,000 receiving yards (1,102) in his second season, becoming the 35th Cowboys player to hit the 1,000-yard mark in team history:

Most Single-Season Receiving Yards - Cowboys History

Player	Yards	Player	Yards
1. Michael Irvin, 1995.....	1,603	10. Dez Bryant, 2013.....	1,233
2. Michael Irvin, 1991.....	1,523	11. Bob Hayes, 1966.....	1,232
3. Michael Irvin, 1992.....	1,396	12. Amari Cooper, 2019...	1,189
4. Dez Bryant, 2012.....	1,382	13. Michael Irvin, 1997....	1,180
5. Terrell Owens, 2007....	1,355	14. Terrell Owens, 2006...	1,180
6. Michael Irvin, 1993.....	1,330	15. Terry Glenn, 2005.....	1,136
7. Miles Austin, 2009.....	1,320	16. Amari Cooper, 2020....	1,114
8. Dez Bryant, 2014.....	1,320
9. Michael Irvin, 1994.....	1,241	20. CeeDee Lamb, 2021. 1,102	

★ CEEDEE'S MOVES ★

CeeDee Lamb was a game-breaking wide receiver after the catch point in college, and he has carried that skill set over to the NFL ranks, ranking ninth in the league in yards after the catch (YAC) at the wide receiver position in 2021. Lamb totaled eight yards-after-catch in Week One against Tampa Bay.

Wide Receivers with the Most YAC in 2021

Player	YAC	Player	YAC
Cooper Kupp.....	846	Mecole Hardman.....	502
Deebo Samuel.....	772	Justin Jefferson.....	482
Ja'Marr Chase.....	651	CeeDee Lamb.....	455
Davante Adams.....	613	Hunter Renfrow.....	452
Chris Godwin.....	586	Tyreek Hill.....	444
Diontae Johnson.....	527	Jaylen Waddle.....	439

★ LAMB CHOPS UP DEFENSES ★

CeeDee Lamb's elusivity is matched by his toughness, as he ranked fifth in the NFL with 167 receiving yards-after-contact by a wide receiver in 2021:

Wide Receiver Receiving Yards-After-Contact in 2021

Player	YACO	Player	YACO
Ja'Marr Chase.....	243	Laviska Shenault.....	163
Cooper Kupp.....	214	D.J. Moore.....	156
Deebo Samuel.....	203	Davante Adams.....	150
Chris Godwin.....	187	Justin Jefferson.....	148
CeeDee Lamb.....	167	Darnell Mooney.....	147

★ SLOT VS. WIDE OUT ★

CeeDee Lamb has been a versatile weapon in his first two seasons, splitting time at both slot receiver and on the outside. Below is a breakdown of Lamb's career stats when lining up in the slot and on the outside:

CeeDee Lamb, 2020-21

Slot	Outside
Routes: 688	Routes: 362
Targets: 142	Targets: 89
Receptions: 95	Receptions: 58
Receiving Yards: 1,176	Receiving Yards: 861
TD: 6	TD: 5

CeeDee Lamb, 2022

Slot	Outside
Routes: 27	Routes: 18
Targets: 7	Targets: 4
Receptions: 2	Receptions: 0
Receiving Yards: 29	Receiving Yards: 0

★ THE CLUTCH GENE ★

Dalton Schultz proved to be a viable option for Dak Prescott in crucial moments in 2021. On third and short (two yards-or-less), Schultz reeled in five receptions on five targets, ranking second among tight ends:

Tight End Receptions on Third-and-Short in 2021

Player	Tgt	Rec	Rec%
Travis Kelce.....	8	7	87.5%
Dalton Schultz.....	5	5	100.0%
Pat Freiermuth.....	4	4	100.0%
Jack Doyle.....	4	3	75.0%
Zach Ertz.....	4	3	75.0%
Dawson Knox.....	4	3	75.0%

Schultz also had six touchdown receptions in the redzone in 2021, a total that led the Cowboys and tied for fifth among all tight ends:

Tight End TD Receptions in Red Zone in 2021

Player	RZ TD	Player	RZ TD
Mark Andrews.....	9	Dalton Schultz.....	6
Travis Kelce.....	8	Dawson Knox.....	6
Hunter Henry.....	8	Tyler Higbee.....	5
Pat Freiermuth.....	7	Many tied.....	4

★ SERGEANT SCHULTZ ★

We know nothing, other than the Dallas offense has been one of the most efficient units at moving the chains on third down, converting 43.4% of its third down tries - 11th-best in the league. A big part of that success stems from tight end Dalton Schultz's ability to find open holes in the middle of the opposing defense and present a window for Cowboys QBs to throw the ball, finishing third among all tight ends with 61 catches on 76 targets against zone coverage in 2021.

Tight End Receptions against Zone Coverage in 2021

Player	Tgt	Rec	Yards	Rec%
Dalton Schultz.....	101	69	925	68.3%
Travis Kelce.....	84	63	838	75.0%
Dalton Schultz.....	76	61	655	80.3%
George Kittle.....	72	55	725	76.4%
Zach Ertz.....	77	54	600	70.1%

In the opening week of 2022, Schultz led all tight ends with seven receptions against zone coverage:

Tight End Receptions against Zone Coverage in 2022

Player	Tgt	Rec	Yards	Rec%
Dalton Schultz.....	7	7	62	100.0%
Hayden Hurst.....	5	4	45	80.0%
Pat Freiermuth.....	5	4	65	80.0%
Mark Andrews.....	6	4	35	66.7%

Schultz also had 12 first down receptions on third downs in 2021 - a total which ranks second on the Cowboys and is tied for sixth among all tight ends:

Tight End First Downs Receptions on Third Down in 2021

Player	1stD	Player	1stD
Travis Kelce.....	19	Kyle Pitts.....	13
Mark Andrews.....	15	Dalton Schultz.....	13
Pat Freiermuth.....	14	Dallas Goedert.....	12
Hunter Henry.....	14	Three players.....	11
Mike Gesicki.....	13		

★ RECEPTION AFICIONADO ★

Dalton Schultz caught 78 passes for 808 yards in 2021, becoming only the second Cowboys tight end to record 70 catches in a season along with Jason Witten, who did it nine times in his career.

Tight End Receptions In a Season - Cowboys History

Player	Season	Rec	Yds	TD
Jason Witten.....	2012	110	1,039	3
Jason Witten.....	2007	96	1,145	7
Jason Witten.....	2009	94	1,030	2
Jason Witten.....	2010	94	1,002	9
Jason Witten.....	2004	87	980	6
Jason Witten.....	2008	81	952	4
Jason Witten.....	2011	79	942	5
Dalton Schultz.....	2021	78	808	8
Jason Witten.....	2015	77	713	3
Jason Witten.....	2013	73	851	8

Additionally, Schultz's eight touchdown catches in 2021 tied for the third-most by a Cowboys tight end in a single season:

Tight End TD Catches In a Season - Cowboys History

Player	Season	TDs
Billy Joe Dupree.....	1978	9
Jason Witten.....	2010	9
Dalton Schultz.....	2021	8
Jason Witten.....	2013	8
Billy Joe Dupree.....	1980	7
David LaFleur.....	1999	7
Jason Witten.....	2007	7

110.3 Dallas had the best red zone passer rating in 2021, recording a 110.3 rating with 28 touchdowns and one interception when throwing the ball in the red zone.



★ WHAT A RUSH! ★

Cooper Rush became the 44th quarterback to start a game for the Cowboys when he took the reigns for an injured Dak Prescott at Minnesota (10/31) in Week 8 of the 2021 season. Rush showed good command of the offense, leading Dallas to a comeback victory on the road while throwing for 325 yards and two touchdowns - the second-most yards in a first career start by a Cowboy, trailing only Gary Hogeboom's 343 yards at the LA Rams in 1984 (9/3):

Most Passing Yards By a Cowboy in First Career Start

Player	Yards	Opponent, Date
Gary Hogeboom.....	343	at LA Rams, 9/3/84
Cooper Rush.....	325	at Minnesota, 10/31/21
Steve Pelluer.....	271	at Denver, 10/5/86
Tony Romo.....	270	at Carolina, 10/29/06
Garrett Gilbert.....	243	vs. Pittsburgh, 11/8/20

The yardage total is also the sixth-most yards by a quarterback in his first start as a Cowboy:

Most Passing Yards in First Cowboys Start

Player	Yards	Opponent, Date
Jon Kitna.....	379	vs. Jacksonville, 10/31/10
Kyle Orton.....	358	vs. Philadelphia, 12/29/13
Vinny Testaverde.....	355	at Minnesota, 9/12/04
Eddie LeBaron.....	345	vs. Pittsburgh, 9/24/60
Gary Hogeboom.....	343	at LA Rams, 9/3/84
Cooper Rush.....	325	at Minnesota, 10/31/21

Rush became the first Cowboy to win his first career start at quarterback since Stephen McGee defeated the Eagles 14-13 in Philadelphia (1/2/11). Rush led Dallas on an eight-play, 75-yard drive with 2:51 left in the game that culminated in a touchdown toss to Amari Cooper to give Dallas the go-ahead score and the win. Rush was just the fourth Cowboys passer to lead a game-winning drive in his first-career start:

Cowboys QBs To Lead a Game-Winning Drive in First-Career Start

Player	Opponent, Date
Gary Hogeboom.....	at LA Rams, 9/3/84
Tony Romo.....	at Carolina, 10/29/06
Stephen McGee.....	at Philadelphia, 1/2/11
Cooper Rush.....	at Minnesota, 10/31/21

★ ROOKIE LINEMEN ★

The Cowboys started 2022 first round draft pick Tyler Smith at left tackle in their season-opener against the Tampa Bay Buccaneers due to an injury to Tyron Smith in training camp. Tyler Smith became the first Cowboys rookie to start at left tackle in the season opener. He was the first Cowboys rookie lineman to start a season opener since Terence Steele started at right tackle at the LA Rams in 2020, and Smith is the sixth tackle in franchise history to start the first game of the season.

Cowboys Rookie Linemen to Start First Game of Season

Player	Date/Opp	Player	Date/Opp
Tyler Smith.....	9/11/22 vs. TB	Rob Petitti*.....	9/11/05 at SD
Terence Steele*..	9/13/20 at LAR	Andre Gurode ...	9/8/02 at Hou
Connor Williams .	9/9/18 at Car	Dave Widell*.....	9/4/88 at Pit
Zack Martin.....	9/7/14 vs. SF	Burton Lawless..	9/21/75 vs. LA
Travis Frederick..	9/8/13 vs. NYG	Ralph Neely*.....	9/19/65 vs. NYG
Tyron Smith*.....	9/11/11 at NYJ	Charley Granger*.	9/17/61 vs. Pit
Bill Nagy.....	9/11/11 at NYJ		

*all started at right tackle

★ HALFTIME LEADS = WINS ★

Dallas took a lead into halftime nine times in 2021, and in those nine games, the Cowboys went 9-0. Conversely, Dallas trailed at halftime in eight games and went 3-5 in those contests. Dallas is 0-1 when trailing at halftime in 2022.

Most Wins When Leading at Halftime in 2021

Team	Winning at Half (Home)	Winning at Half (Road)	Winning at Half
Arizona.....	3-0	7-0	10-0
Green Bay.....	6-0	4-0	10-0
Tampa Bay.....	7-0	3-0	10-0
Dallas.....	4-0	5-0	9-0
Buffalo.....	4-1	5-1	9-2
Indianapolis.....	4-2	5-1	9-3

★ NO NEGATIVES ★

The Cowboys offense recorded the second-fewest plays that gained negative yardage in 2021, with only 79 on the season. Dallas recorded eight negative yardage plays on 69 offensive snaps in Week One.

Fewest Negative Yardage Plays - 2021

Team	Neg Rush	Neg Pass	Sack	Total
Kansas City.....	47	9	22	78
Dallas.....	44	5	30	79
Green Bay.....	45	7	28	80
LA Rams.....	42	7	31	80
Jacksonville.....	37	14	30	81

★ PERSONNEL BREAKDOWN ★

In Week One against Tampa Bay, Dallas relied heavily on their "11 personnel" (one running back, one tight end and three receivers) - ranking 12th among all teams by running 70.3% of their offensive snaps from that formation grouping. Dallas also ranked ninth after lining up in "21 personnel" (two running backs, one tight end and two receivers) on 10.9% of its snaps. Below is a breakdown of each Cowboys personnel groupings in 2022:

	OffSnaps	Snap%	Rushes	Passes	Yds/Play
10 Personnel.....	0	0.0%	0	0	0.00
11 Personnel.....	45	70.3%	4	6	4.24
12 Personnel.....	10	15.6%	4	6	4.30
13 Personnel.....	1	1.6%	0	1	0.00
21 Personnel.....	7	10.9%	4	3	1.57
22 Personnel.....	1	1.6%	-	-	-

*Dallas took a knee heading into halftime in 22 personnel

83%

According to NFL's Next Gen Stats, Dallas' offensive line posted a run block win rate of 83%, the highest among any offensive line unit in Week One.

★ EXCLUSIVE COMPANY ★

The 2021 Cowboys were the only team in NFL history to finish a season with a 4,000-yard passer (Dak Prescott, 4,429), a 1,000-yard rusher (Ezekiel Elliott, 1,002), a 1,000-yard receiver (CeeDee Lamb, 1,102), a 10.0-sack player (Micah Parsons, 13.0) and a 10-interception player (Trevon Diggs, 11):

4,000-Yard Passer:	Dak Prescott, 4,449
1,000-Yard Rusher:	Ezekiel Elliott, 1,002
1,000-Yard Receiver:	CeeDee Lamb, 1,102
10.0-Sack Player:	Micah Parsons, 13.0
10-Interception Player:	Trevon Diggs, 11

★ CHEWING UP TURF ★

Dallas finished 2021 first in the NFL in net yards, racking up 6,919 net yards on the year - a total that ranks fifth all-time in a season in NFL history:

Most Net Yards in a Single Season - NFL History

Team/Season	Rush Yds	Pass Yds	Tot Yds
New Orleans, 2011	2,127	5,347	7,474
Denver, 2013	1,873	5,444	7,317
St. Louis, 2000	1,843	5,232	7,075
Miami, 1984	1,918	5,018	6,936
Dallas, 2021	2,119	4,800	6,919

★ DON'T HOLD ★

Zack Martin is entering his ninth season with Dallas. The five time All-Pro guard has been selected to seven Pro Bowls in eight seasons, tied with Tyron Smith and Trent Williams for the most among offensive linemen since 2014. Known as one of the more powerful and disciplined players in the trenches, Martin has more Pro Bowl appearances (seven) than holding penalties (five) in his career, the only active offensive lineman to do so.

Pro Bowls, Holding Calls Active NFL Offensive Linemen

Player	Pro Bowls	Holding calls
Zack Martin (G)	7	5
Joel Bitonio (G).....	4	6
Jason Peters (T).....	9	17
Trai Turner (T).....	5	10
David DeCastro (G).....	6	12
Duane Brown (T).....	5	11
Brandon Scherff (G)	5	15
Trent Williams (T)	9	32
Quenton Nelson (G)	4	17
Tyron Smith (T)	8	37
Jason Kelce (G)	5	28

★ DYNAMITE OFFENSE ★

The Cowboys offensive production was correlated in large part to its ability to produce explosive plays (10-plus yards) in 2020. Dallas racked up 238 explosive plays in 2020 - the sixth-most by any offense in the NFL, and led the NFL in 2021 with 254:

Explosive Plays (10-Plus Yards) - 2021 NFL

Team	10+ Rush	10+ Pass	Tot 10+	10+ TD
Dallas	54	200	254	23
LA Chargers.....	45	208	253	25
Kansas City.....	53	196	249	18
Tampa Bay.....	39	208	247	24
Buffalo.....	60	182	242	23

★ POINTS AND TAKEAWAYS ★

Dallas finished 2021 with a league-leading 530 points and a league-best 34 takeaways, becoming the sixth team since the NFL merger to lead the league in both scoring and takeaways:

Teams to Lead NFL in Scoring and Takeaways Since 1970

Team	Season	Takeaways	Points
Dallas	2021	34	530
Carolina.....	2015	39	500
Green Bay.....	2011	38	560
Washington.....	1983	61	541
Buffalo.....	1975	45	420
Dallas.....	1971	51	406

★ CHURNING OUT YARDS ★

Dallas averaged 407.0 yards-per-game in 2021 - most in the league - and part of the offense's success stemmed from converting third downs and staying on the field, leading to the second-most offensive plays run this year (1,153):

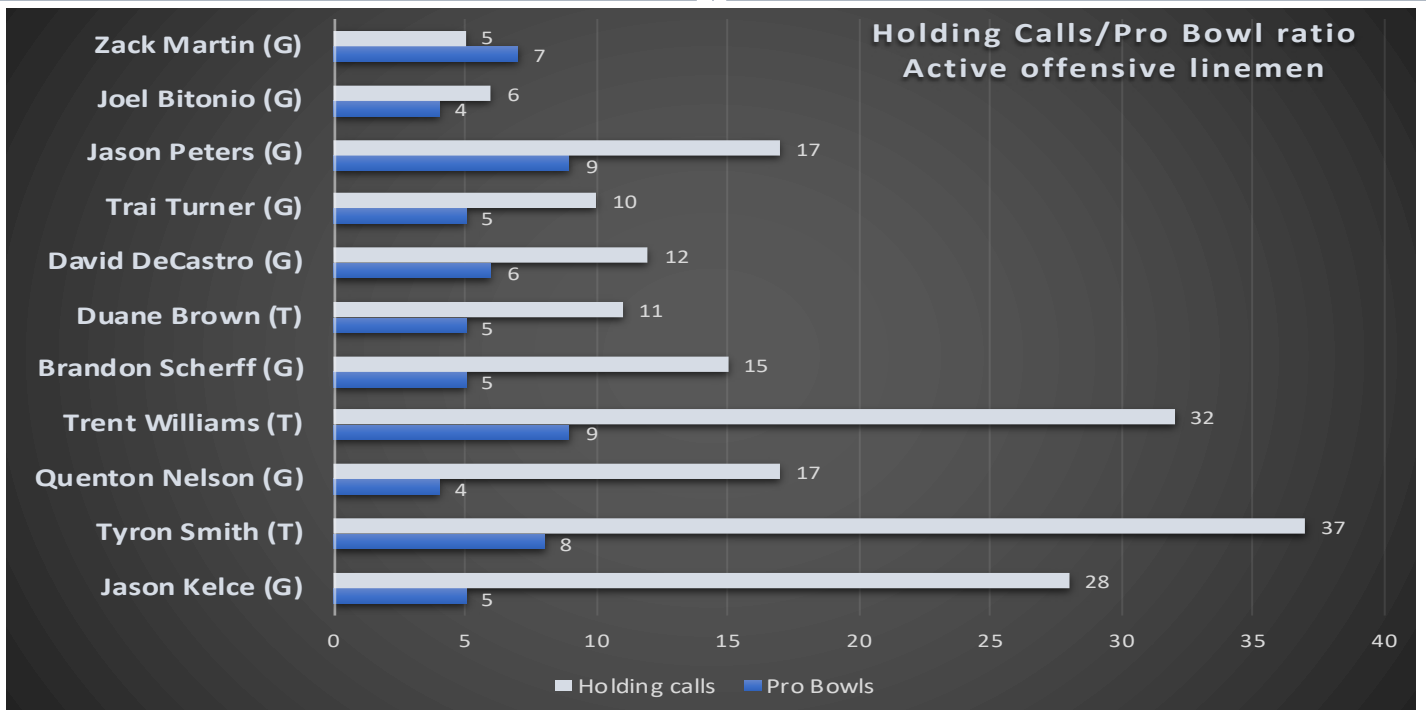
Dallas Cowboys Yards-Per-Play in 2021

1st Down	2nd Down	3rd Down	4th Down
5.61	6.42	6.15	6.13
Rank: 15th	Rank: 2nd	Rank: 8th	Rank: 8th

The Cowboys did not have the same success in the 2022 season opener, as their 244.0 yards-per-game were 30th in the NFL.

Dallas Cowboys Yards-Per-Play in 2022

1st Down	2nd Down	3rd Down	4th Down
2.96	5.14	2.40	6.40
Rank: 31st	Rank: 13th	Rank: 26th	Rank: 6th





11

Trevon Diggs tied a single-season team record with his 11 interceptions in 2021. He is only the third Cowboy ever to record double-digit INTs in a season and his season total is tied for 14th in NFL history.

★ BELIEVE IN YOURSELF ★

Trevon Diggs made the leap in his second season, leading the NFL with 11 interceptions in 2021. His six-game interception streak is the longest in team history in the Super Bowl era:

Longest INT Streak, Cowboys History Post Merger

Player	Games	Streak Dates	Tot. INT
T. Diggs	6	9/9/21 - 10/17/21	6
D. Thurman	4	9/22/85 - 10/13/85	4
M. Downs	4	12/4/83 - 9/3/84	4
C. Waters	4	12/3/72 - 9/16/73	4
C. Waters	4	12/12/70 - 9/26/71	5
Many others tied	3	--	--

Dating back before the NFL Merger and to the inception of the Cowboys franchise, Don Bishop recorded an interception in each of the first five games of the 1961 season, which is now the second-longest streak in team history behind Diggs:

★ WELCOME TO DIGGS ISLAND ★

Trevon Diggs proved to be a lockdown corner in his second NFL season, despite quarterbacks targeting him the third-most in 2021. Among cornerbacks who played at least 400 coverage snaps (50%), he allowed the 10th-lowest passer rating against, per PFF:

NFL Cornerbacks Passer Rating Against in 2021

Player	Cvg Snps	Tgts	Passer Rate Agst
A.J. Terrell, Atl	571	80	47.5
J.C. Jackson, NE	560	97	47.8
Rasul Douglas, GB	466	64	49.6
Amani Oruwariye, Det	535	72	60.2
Jamel Dean, TB	488	63	60.7
Tre'Davious White, Buf	403	59	61.4
D.J. Reed, Sea	606	70	66.0
Kristian Fulton, Ten	476	59	69.6
Patrick Surtain II, Den	533	88	69.7
Trevon Diggs, Dal	652	99	71.7

★ CAN YOU DIGG(S) IT? ★

Trevon Diggs' ball-hawking skills reached new heights in his second NFL season, as he led the team with 21 pass breakups and 11 interceptions and had at least one pick in each of the first six games of 2021. Diggs was the first Cowboys defender to have an interception in the first six games of a season, which ties the longest interception streak to start a season in NFL history:

Longest INT Streaks to Start a Season, NFL History

Player	Season	Games	Player	Season	Games
T. Landry	1951	6	P. Jaquess	1964	5
B. Wilburn	1987	6	C. Karilivacz	1957	5
B. Russell	2003	6	L. Parrish	1979	5
T. Diggs	2021	6	W. Sherman	1655	5
D. Bishop	1961	5	B. Smith	1949	5
J. Davis	1950	5			

Diggs' 11 interceptions in his second NFL season tied Everson Walls (1981) for the most in a single-season in team history and made him one-of-three Cowboys to record double-digit interceptions in a single season:

Most Single-Season INTs in Cowboys History

Player	Season	INTs	Player	Season	INTs
Trevon Diggs	2021	11	Michael Downs	1981	7
Everson Walls	1981	11	Cornell Green	1967	7
Mel Renfro	1969	10	Cornell Green	1963	7
Dennis Thurman ..	1981	9	Mel Renfro	1964	7
Everson Walls	1985	9	Mel Renfro	1967	7
Don Bishop	1961	8	Everson Walls	1982	7
Michael Downs	1984	7	Many players tied ...		6

He is the third Cowboys defender (fifth instance) to lead the NFL in interceptions in a season and the first since Everson Walls did it in 1985:

Cowboys Defenders to Lead NFL in INTS

Player	Season	INTs	Player	Season	INTs
Trevon Diggs	2021	11	Everson Walls	1981	11
Everson Walls	1985	9	Mel Renfro	1969	10
Everson Walls	1982	7			

★ DIGGING DEEPER ★

Trevon Diggs finished 2021 with 11 interceptions in 16 games - tied for fourth in the Super Bowl era in a season:

Most Interceptions in a Single Season NFL History, 1970-2021

Player/Season	INT	Player/Season	INT
Lester Hayes, 1980	13	Bill Bradley, 1971	11
Mike Reinfeldt, 1979	12	Trevon Diggs, 2021	11
Emmitt Thomas, 1974	12	Everson Walls, 1981	11
Mel Blount, 1975	11	19 players tied	10

There have only been 13 players in NFL history with more than 11 interceptions in a single season and only three since the merger:

Player/Season	INT	Player/Season	INT
Night Train Lane, 1952	14	Paul Krause, 1964	12
Lester Hayes, 1980	13	Woodley Lewis, 1950	12
Spec Sanders, 1950	13	Bob Nussbaumer, 1949	12
Dan Sandifer, 1948	13	Dainard Paulson, 1964	12
Jack Christiansen, 1953	12	Mike Reinfeldt, 1979	12
Don Doll, 1950	12	Emmitt Thomas, 1974	12
Fred Glick, 1963	12	Trevon Diggs, 2021	11

★ PASS BREAKUP UNIT ★

In addition to holding the interception title in 2021, Diggs was second in pass breakups (21). In 2022 Diggs is one-of-five defenders to record multiple pass breakups in Week One, according to PFF:

2022 Pass Breakup Leaders - NFL

Player, Team	PBU	Player	PBU
Carlton Davis, TB	2	Steven Nelson, Hou	2
Trevon Diggs, Dal	2	Marco Wilson, Ari	2
Desmond King II, Hou	2		



20 Micah Parsons led the Cowboys and tied the league-lead with 20 tackles for loss in 2021 - the most tackles for loss by a Cowboys linebacker since Jason Hatcher posted 15 TFLs in 2013.

★ THE LIONBACKER ★

The Cowboys drafted Micah Parsons with the 12th overall pick in the 2021 NFL Draft, adding a fast play maker to a defense that finished 28th in points/game allowed in 2020.

Parsons proved to be a versatile chess piece for Dallas, playing 301 run defense snaps, 307 pass rush snaps and 284 pass coverage snaps in 2021. *Pro Football Focus* credited Parsons with 67 quarterback pressures on the season - ninth in the NFL.

Parsons' 10 pressures credited from *PFF* against Las Vegas were the most by a rookie in a game since Nick Bosa in 2019, and he generated a pressure on 21.8% of his rush opportunities in 2021, second in the NFL.

Highest Pressure Percentage in 2021, per *PFF*

Player	Rushes	Pressures	Pressure%
Devin White	164	43	26.2%
Micah Parsons	307	67	21.8%
Jerome Baker	156	31	19.9%
Rashan Gary	463	81	17.5%
Dont'a Hightower	109	19	17.4%
Maxx Crosby.....	597	101	16.9%
Trey Hendrickson	454	75	16.5%
Shaq Barrett	485	75	15.5%

*min 100 pass rush snaps

Parsons also had the fourth-best run stop percentage among all linebackers in 2021 (min. 50% of team snaps in run defense):

Highest Run Stop Percentage in 2021, per *PFF*

Player	Run Snps	Stops	Stop%
Nick Bolton.....	283	34	12.0%
Denzel Perryman	330	37	11.2%
Zach Cunningham	264	28	10.6%
Micah Parsons	301	30	10.0%
Leighton Vander Esch	276	27	9.8%

* The *PFF* "Run Stop Percentage" focuses only on running plays and "stops" (tackles that constitute a "loss" for the offense).

★ THE PARSONS' GAMBIT ★

Micah Parsons lined up all over the defense for Dallas, and below are his snap counts by position, per *PFF*:

	DLine	LB	CB	S	Total
Week 1 at TB.....	10	38	3	0	51
Week 2 at LAC.....	39	0	0	0	39
Week 3 vs. Phi.....	33	3	0	1	36
Week 4 vs. Car.....	16	48	4	0	68
Week 5 vs. NYG.....	3	58	2	0	63
Week 6 at NE.....	21	32	0	0	53
Week 7 at Min.....	17	44	3	0	64
Week 8 vs. Den.....	12	52	3	0	67
Week 9 vs. Atl.....	9	30	1	0	40
Week 10 at KC.....	59	1	0	0	60
Week 11 vs. LV.....	73	4	0	0	77
Week 12 at NO.....	12	50	3	0	65
Week 13 at Was.....	17	36	1	0	54
Week 14 at NYG.....	11	42	3	0	56
Week 15 vs. Was.....	15	16	2	0	33
Week 16 vs. Ari.....	27	44	4	0	75
Totals	374	498	29	1	901

★ THE LION IS ALWAYS HUNGRY ★

Micah Parsons was on the prowl for opposing quarterbacks in his inaugural NFL season, hunting down opposing passers for 13.0 sacks on the year - tied for the third-highest sack figure by an NFL rookie since sacks became official in 1982:

Most Sacks by a Rookie in NFL History

Player/Team	Season	Sacks
Jevon Kearse, Ten.....	1999	14.5
Aldon Smith, SF.....	2011	14.0
Dwight Freeney, Ind.....	2002	13.0
Micah Parsons, Dal	2021	13.0
Reggie White, Phi.....	1985	13.0
Leslie O'Neal, SD.....	1986	12.5
Simeon Rice, Ari.....	1996	12.5
Mark Anderson, Chi.....	2006	12.0
Bradley Chubb, Den.....	2018	12.0
Charles Haley, SF.....	1986	12.0
Julius Peppers, Car.....	2002	12.0
Terrell Suggs, Bal.....	2003	12.0

Parsons was also one-of-12 players in the NFL in 2021 with double-digit sacks and multiple forced fumbles:

Players with at Least 10.0 Sacks, Two FF in 2021

Player	Sacks	FF	Player	Sacks	FF
T.J. Watt.....	22.5	4	Cameron Jordan	12.5	2
Robert Quinn	18.5	4	Markus Golden.....	11.0	4
Nick Bosa	15.5	4	Haason Reddick.....	11.0	2
Trey Hendrickson	14.0	3	Joey Bosa	10.5	7
Micah Parsons	13.0	3	Chandler Jones.....	10.5	6
Aaron Donald.....	12.5	4	Shaq Barrett.....	10.0	3

★ ALWAYS WINNING ★

Micah Parsons was explosive as a pass rusher in Week One, notching 2.0 sacks against Tampa Bay's Tom Brady. Along with the sacks, Parsons led the team with two quarterback pressures and led the league in pass rush win rate, according to NFL's Next Gen Stats:

Pass Rush Win Rate - 2022

Player	Rate	Player	Rate
Micah Parsons.....	60.0%	Maxx Crosby	27.8%
Shaquil Barrett	47.4%	Ogbo Okoronkwo	27.3%
Von Miller.....	46.7%	Rashan Gary	25.0%
Josh Sweat.....	41.7%	Jadeveon Clowney.....	25.0%
Myles Garrett.....	36.4%	Josh Allen	25.0%

A pass rush win occurs when a defender beats his block in less than 2.5 seconds.

14 Dallas finished first in the NFL with a +14 takeaway differential. The last time a Cowboys team finished a season with a differential of at least +14-or-better was 1981, when they finished with a +18 margin.

★ STAY SCHEMIN' ★

Under Defensive Coordinator Dan Quinn, the Dallas secondary has become one of the most versatile units in the league. The Cowboys led the NFL with 26 interceptions in 2021, partly due to Quinn's change in the defensive scheme. In the last two seasons, the Cowboys have ranked in the top five in man coverage snaps. Below is a year-by-year breakdown of Dallas' coverage schemes in each of the last five Cowboys seasons:

Dallas Cowboys Year-by-Year Man vs. Zone Coverage			
Year	Def. Coord.	Man %	Zone %
2022	Dan Quinn	43.5% (2nd)	48.4% (31st)
2021	Dan Quinn	38.4% (3rd)	57.0% (29th)
2020	Mike Nolan	26.2% (19th)	66.3% (14th)
2019	Rod Marinelli	26.1% (27th)	67.8% (6th)
2018	Rod Marinelli	17.8% (20th)	40.8% (10th)

★ NEGATIVE PLAYS ★

After ranking 24th in opponent negative plays in 2020, Dallas has taken down opponents behind the line of scrimmage at a high rate since Quinn's arrival last season. In 2021 the Cowboys forced 99 negative plays, good for 13th in the NFL. Through one game in 2022, the Cowboys are tied for sixth in the league in opponent negative plays with seven:

Opponent Negative Plays Leaders - NFL 2022			
Team	Opp Neg. Plys	Team	Opp Neg. Plys
Pittsburgh	11	Indianapolis	7
San Francisco	9	Jacksonville	7
Buffalo	8	LA Chargers	7
Cleveland	8	Las Vegas	7
Tampa Bay	8	New England	7
Dallas	7	Tennessee	7
Houston	7		

★ THIRD-AND-I GOT THIS ★

The Cowboys held opponents to 66-of-223 on third downs in 2021, which at 34.1% ranked second in the league:

Third Down Defense in 2021

Team	3rd Att.	3rd Conv.	3rd Pct.
Buffalo	214	66	30.8%
Dallas	223	76	34.1%
Baltimore	201	70	34.8%
Minnesota	214	78	36.4%
New England	211	77	36.5%

Below is a breakdown of the Cowboys opponent third down conversions by distance in 2021:

3rd & Short (<4 Yds)	3rd & Med (4-6 Yds)	3rd & Long (>6 Yds)	3rd & 10+ (13-61 Yds)
30-54 (55.6%)	18-60 (30.0%)	28-109 (25.7%)	13-61 (21.3%)
Rank: 3rd	Rank: 2nd	Rank: 14th	Rank: 22nd

In 2022, the Dallas defense held its lone opponent to five-of-14 on third downs, which at 35.7% is tied for 12th in the NFL. Below is a breakdown of the Cowboys opponent third down conversions by distance in 2022:

3rd & Short (<4 Yds)	3rd & Med (4-6 Yds)	3rd & Long (>6 Yds)	3rd & 10+ (13-61 Yds)
4-8 (50%)	1-4 (25.0%)	0-2 (0.0%)	0-2 (0.0%)
Rank: t-11th	Rank: t-9th	Rank: t-1st	Rank: t-1st

★ NO POINTS FOR YOU ★

Dallas held its opponents to 21.1 points-per-game in 2021 (seventh in the league) and allowed scores on only 32.5% of opposing offensive possessions - the fourth-best opponent scoring rate in the league - and touchdowns on only 18.2% of possessions:

Lowest Opponent Touchdown Efficiency in 2021

Team	Opp Drives	TD Drives	TD %
New Orleans	195	32	16.4%
Buffalo	186	31	16.7%
New England	177	30	16.9%
Dallas	203	37	18.2%
Denver	168	31	18.5%
LA Rams	181	35	19.3%
Tampa Bay	191	37	19.4%

After one week in 2022, Dallas is showing no signs of letting up, as it is currently tied for the fourth-lowest scoring rate in the NFL.

Lowest Opponent Touchdown Efficiency in 2022

Team	Opp Drives	TD Drives	TD %
Tampa Bay	11	0	0.0%
Cincinnati	14	1	7.1%
Baltimore	12	1	8.3%
Dallas	11	1	9.1%
Chicago	11	1	9.1%
Minnesota	11	1	9.1%
Buffalo	10	1	10.0%

★ DEFENSIVE SCORES ★

Dallas scored six touchdowns on defense in 2021 (five interception returns and one fumble return) - the most defensive touchdowns in a single season in Cowboys history:

Cowboys Most Defensive TDs in a Single Season

Season	INT Ret	Fum Ret	Tot TD
2021	5	1	6
2013	2	3	5
1999	4	1	5
1983	2	3	5
1968	3	2	5

Combined with its six defensive scores, Dallas also had two punt block return touchdowns and a kick return touchdown in 2021 - giving it nine non-offensive touchdowns on the year - also the most in team history:

Cowboys Most Non-Offensive Scores in a Single Season

Season	INT Ret	Fum Ret	Kck/Pnt Ret	O Ret	TotTD
2021	5	1	1	2	9
2010	3	1	3	0	7
1983	2	3	1	1	7
1968	3	2	2	0	7
1965	2	2	1	2	7

★ COMING FOR YOU ★

Dallas was effective in blitzing opposing passers in 2021, forcing quarterbacks into a 61.3 passer rating when faced with extra pressure - the lowest passer rating against the blitz in the league:

Lowest Opponent Passer Rating against the Blitz - 2021

Team	Pass Att.	Sacked	QB Rating
Dallas	167	18	61.3
New Orleans	129	14	67.8
New England	122	7	68.8
Denver	138	10	74.1
Buffalo	123	13	74.3

Dallas blitzed Tampa Bay on 13.8% of its dropbacks in Week 1, the fifth-lowest blitz rate in the league. Despite a low amount of blitzes, the Cowboys finished with the sixth-highest pass rush win rate, according to NFL's Next Gen Stats:

Team Pass Rush Win Rate - 2022

Team	Rate	Team	Rate
Philadelphia	59%	Tampa Bay	56%
Washington	58%	Dallas	55%
Cleveland	57%	Arizona	54%
Las Vegas	57%	Jacksonville	53%



44.6 Bryan Anger's 44.6 net average in 2021 was a single-season club record and the fourth-highest net average in NFL history.

★ **LASER ROCKET LEG** ★

Brett Maher made history by connecting on a 63-yard field goal in the waning moments of the first half against Philadelphia in 2019 (10/20), setting a franchise record for the longest field goal in Dallas Cowboys history and tying the third-longest field goal in NFL history. Maher now has three makes from 60-plus yards in his career - the only player in NFL history with three field goals from 60-or-more yards:

Longest Field Goal Made

Player	FG Long	Opp/Date
Justin Tucker, Bal.....	66	@ Det, 9/26/21
Matt Prater, Den.....	64	vs. Ten, 12/8/13
Brett Maher, Dal	63	vs. Phi, 10/20/19
Tom Dempsey, NO.....	63	vs. Det, 11/8/70
Jason Elam, Den.....	63	vs. Jax, 10/25/98
Sebastian Janikowski, Oak.....	63	@ Den, 9/12/11
David Akers, SF.....	63	@ GB, 9/9/12
Graham Gano, Car.....	63	vs. NYG, 10/7/18
Matt Bryant, TB.....	62	vs. Phi, 10/22/06
Stephen Gostkowski, NE.....	62	@ Oak, 11/19/17
Brett Maher, Dal	62	vs. Phi, 12/9/18
Brett Maher, Dal	62	@ NYJ, 10/13/19
Matt Prater, Ari.....	62	vs. Min, 9/19/21

★ **RETURN TO PRECISION** ★

After converting 66.7% of his field goals in 2019 with Dallas, which ultimately led to his release mid-season, Brett Maher spent the latter half of the 2021 season on the active roster for the New Orleans Saints. Maher returned to his 2018 form, where he made 16-of-18 field goals, including 16-of-17 from 40 yards-and-in. Maher's 88.9 field goal percentage ranked 11th in the NFL in 2021 (min. 15 attempts):

2021 Field Goal Percentage (min. 15 attempts)

Player	In10%	Player	In10%
Justin Tucker	94.6%	Zane Gonzales.....	90.9%
Matt Gay.....	94.1%	Jake Elliott.....	90.9%
Younghoe Koo	93.1%	Chris Boswell	90.0%
Daniel Carlson	93.0%	Harrison Butker.....	89.3%
Nick Folk.....	92.3%	Brett Maher.....	88.9%
Joey Slye.....	92.0%	Dustin Hopkins.....	88.2%

★ **LONG-BALL BRETT** ★

Brett Maher set a career-best with a 63-yard field goal against the Eagles in 2019 (10/20), and owns four of the longest field goals in franchise history:

Longest Field Goal Made, Cowboys History

Player	FG Long	Opp/Date
Brett Maher.....	63	vs. Phi, 10/20/19
Brett Maher.....	62	vs. Phi, 12/9/18
Brett Maher.....	62	@ NYJ, 10/13/19
Brett Maher.....	59	vs. TB, 12/23/18
Greg Zuerlein.....	59	@ Phi, 11/1/20
Greg Zuerlein.....	57	@ NYG, 1/3/21

★ **50 PIECE** ★

After making a 51-yard field goal last week against Tampa Bay, Brett Maher now has 11 50-plus yard field goals in his Dallas career, second-most in team history behind Dan Bailey:

Most 50-Plus Yard Field Goals - Cowboys History

Player, Years	50 Yd. FG
Dan Bailey (2011-17)	27
Brett Maher (2018-19, 2022).....	11
Rafael Septien (1978-86)	8
Nick Folk (2007-09)	5
Greg Zuerlein (2020-21).....	5

★ **PIN 'EM BACK** ★

The Cowboys forced their opponents to drive the field in 2021, pinning them back to an average start position of the 27.1-yard line - sixth in the league:

2021 Opponent Average Start Position

Team	Opp Possessions	Avg. Start Line
Seattle	189	26.0
Las Vegas	178	26.5
Kansas City.....	169	26.5
Denver.....	168	26.6
New England.....	177	26.8
Dallas.....	203	27.1

Bryan Anger played a large part in pinning opposing offenses deep in their own territory, downing 10-of-65 punts in 2021 inside the 10-yard line, an inside-10 percentage that tied for ninth in the league:

2021 Punts Downed Inside the Opp 10-Yard Line

Player	In10%	Player	In10%
Blake Gillikin	20.5%	Bradley Pinion.....	16.1%
Corey Bojorquez.....	18.9%	Cam Johnston.....	15.9%
Logan Cooke	18.5%	Bryan Anger	15.4%
Arryn Siposs.....	18.2%	Jake Bailey.....	15.4%
Thomas Morstead.....	17.8%	Matt Haack.....	15.1%
Tress Way.....	16.4%	Brett Kern.....	14.9%

Anger dropped four punts inside the 10-yard line at the N.Y. Giants (12/19), the most in a single game by a Cowboy since the 2000 season and a single-game career-best for him.

★ **BLOCK PARTY** ★

Dallas blocked three punts in 2021, tying the second-most in a single season in franchise history:

Most Single-Season Blocked Punts in Cowboys History

Season	PntBlk	Season	PntBlk
1976.....	4	1990.....	2
1991.....	3	1976.....	2
2021.....	3	1973.....	2
1992.....	2		



ROSTERS AND DEPTH CHART

2022 DALLAS COWBOYS UNOFFICIAL DEPTH CHART

(As of September 13, 2022)

OFFENSE

WR	88 CeeDee Lamb	81 Simi Fehoko	
LT	<u>73 Tyler Smith</u>	<u>79 Matt Waletzko</u>	
LG	66 Connor McGovern	<u>73 Tyler Smith</u>	
C	63 Tyler Biadasz	68 Matt Farniok	
RG	70 Zack Martin	68 Matt Farniok	
RT	78 Terence Steele	75 Josh Ball	
TE	86 Dalton Schultz	<u>87 Jake Ferguson</u>	<u>89 Peyton Hendershot</u>
WR	85 Noah Brown	<u>9 KaVontae Turpin</u>	<u>17 Dennis Houston</u>
WR	13 Michael Gallup	<u>18 Jalen Tolbert</u>	
QB	4 Dak Prescott	10 [Cooper Rush]	
RB	21 Ezekiel Elliott	20 Tony Pollard	23 Rico Dowdle

DEFENSE

DE	90 DeMarcus Lawrence	93 Tarell Basham	<u>54 Sam Williams</u>
DT	98 Quinton Bohanna	96 Neville Gallimore	<u>95 John Ridgeway</u>
DT	97 Osa Odighizuwa	72 Trysten Hill	
DE	92 Dorance Armstrong	56 Dante Fowler	99 Chauncey Golston
LB	11 Micah Parsons	42 Anthony Barr	57 Luke Gifford
LB	55 Leighton Vander Esch	14 Jabril Cox	<u>50 Devin Harper</u>
CB	3 Anthony Brown	1 Kelvin Joseph	29 C.J. Goodwin
NCB	2 Jourdan Lewis	<u>26 DaRon Bland</u>	
CB	7 Trevon Diggs	25 Nahshon Wright	
S	27 Jayron Kearse	24 Israel Mukuamu	
S	6 Donovan Wilson		
S	28 Malik Hooker	<u>41 Markquese Bell</u>	

SPECIALISTS

K	19 [Brett Maher]		
P	5 Bryan Anger		
LS	44 Jake McQuaide		
H	5 Bryan Anger		
KR	<u>9 KaVontae Turpin</u>	20 Tony Pollard	23 Rico Dowdle
PR	<u>9 KaVontae Turpin</u>	20 Tony Pollard	88 CeeDee Lamb

[Practice Squad]

PRONUNCIATION GUIDE

Dorance Armstrong	DOOR-intz	Simi Fehoko	SIM-ee FAY-hoko
Markquese Bell	mar-KEESE	Jayron Kearse	JAY-RON
Tyler Biadasz	bee-AH-dish	Brett Maher	MAH-her
DaRon Bland	duh-RON	Jake McQuaide	Mc-KWAYD
Quinton Bohanna	boe-HAN-ah	Israel Mukuamu	MOO-kwah-moo
Jabril Cox	juh-BREEL	Osa Odighizuwa	oh-DIGGY-zoowa
Rico Dowdle	DOWD-ill	KaVontae Turpin	kuh-VON-tay
Matt Farniok	FAR-nee-ack	Nahshon Wright	nuh-SHAWN

COACHING STAFF

HEAD COACH: Mike McCarthy

ASSISTANTS: <!--Jeff Blasko (Assistant Offensive Line), Matt Daniels (Assistant Special Teams), Rob Davis (Assistant Head Coach), Aden Durde (Defensive Line), George Edwards (Senior Defensive Assistant), John Fassel (Special Teams Coordinator), Ryan Feder (Quality Control Analytics), Al Harris (Defensive Backs), Evan Harrington (Offensive Assistant), Chase Haslett (Quality Control/Offense), Adam Henry (Wide Receivers), Leon Lett (Assistant Defensive Line), Cannon Matthews (Quality Control/Defense), Scott McCurley (Linebackers), Kellen Moore (Offensive Coordinator), Harold Nash (Strength & Conditioning Coordinator), Doug Nussmeier (Quarterbacks), Skip Peete (Running Backs), Joe Philbin (Offensive Line), Dan Quinn (Defensive Coordinator), Justin Rudd (Video/Analytics), Eric Simonelli (Quality Control Analytics), Cedric Smith (Assistant Strength & Conditioning), Kendall Smith (Assistant Strength & Conditioning), Scott Tolzien (Offensive Assistant), Kyle Valero (Quality Control Analytics), Lunda Wells (Tight Ends), Joe Whitt (Secondary/Defensive Pass Game Coordinator).

2022 DALLAS COWBOYS ALPHABETICAL ROSTER

NO.	NAME	POS	HT	WT	DOB	EXP	COLLEGE	HOMETOWN	GP	GS	DNP	IA
5	Anger, Bryan	P	6-3	214	10/6/1988	11	California	Camarillo, Calif.	1	0	0	0
92	Armstrong, Dorance	DE	6-4	270	6/10/1997	5	Kansas	Houston, Texas	1	1	0	0
75	Ball, Josh	T	6-8	320	5/15/1998	2	Marshall	Fredericksburg, Va.	0	0	1	0
42	Barr, Anthony	LB	6-5	257	3/18/1992	8	UCLA	San Pedro, CA	1	0	0	0
93	Basham, Tarell	DE	6-4	260	3/18/1994	6	Ohio	Rocky Mount, Va.	1	0	0	0
41	Bell, Markquese	S	6-2	215	12/31/1999	R	Florida A&M	Bridgeton, N.J.	0	0	0	1
63	Biadasz, Tyler	C	6-4	316	11/20/1997	3	Wisconsin	Amherst, Wisc.	1	1	0	0
26	Bland, DaRon	CB	5-11	200	7/12/1999	R	Fresno State	Modesto, Calif.	1	0	0	0
98	Bohanna, Quinton	DT	6-4	330	3/16/1999	2	Kentucky	Memphis, Tenn.	1	1	0	0
3	Brown, Anthony	CB	5-11	192	12/16/1993	7	Purdue	Tampa, Fla.	1	1	0	0
85	Brown, Noah	WR	6-2	215	1/6/1996	6	Ohio State	Flanders, N.J.	1	1	0	0
14	Cox, Jabril	LB	6-3	240	4/16/1998	2	Louisiana State	Kansas City, Mo.	0	0	0	1
7	Diggs, Trevon	CB	6-1	204	9/20/1998	3	Alabama	Gaithersburg, Md.	1	1	0	0
23	Dowdle, Rico	RB	5-11	215	6/14/1998	3	South Carolina	Asheville, N.C.	1	0	0	0
21	Elliott, Ezekiel	RB	6-0	226	7/22/1995	7	Ohio State	St. Louis, Mo.	1	1	0	0
68	Farniok, Matt	C	6-5	316	9/26/1997	2	Nebraska	Sioux Falls, S.D.	1	0	0	0
81	Fehoko, Simi	WR	6-4	218	11/5/1997	2	Stanford	Sandy, Utah	1	0	0	0
87	Ferguson, Jake	TE	6-5	252	1/19/1999	R	Wisconsin	Madison, Wisc.	1	0	0	0
56	Fowler, Dante	DE	6-3	260	8/3/1994	8	Florida	St. Petersburg, Fla.	1	0	0	0
96	Gallimore, Neville	DT	6-2	315	1/17/1997	3	Oklahoma	Ottawa, Ontario	1	0	0	0
13	Gallup, Michael	WR	6-1	205	3/4/1996	5	Colorado State	Monroe, Ga.	0	0	0	1
57	Gifford, Luke	LB	6-3	242	8/28/1995	4	Nebraska	Lincoln, Neb.	1	0	0	0
99	Golston, Chauncey	DE	6-5	285	2/10/1998	2	Iowa	Detroit, Mich.	1	0	0	0
29	Goodwin, C.J.	CB	6-3	195	2/4/1990	7	California (PA)	Wheeling, W.V.	1	0	0	0
50	Harper, Devin	LB	6-0	240	5/13/1998	R	Oklahoma State	Knoxville, Tenn.	1	0	0	0
89	Hendershot, Peyton	TE	6-4	250	4/23/1999	R	Indiana	North Salem, Ind.	1	0	0	0
72	Hill, Trysten	DT	6-3	300	3/25/1998	4	Central Florida	Lee, Fla.	1	0	0	0
28	Hooker, Malik	S	6-1	215	4/2/1996	6	Ohio State	New Castle, Pa.	1	0	0	0
17	Houston, Dennis	WR	6-2	202	4/24/1999	R	Western Illinois	San Antonio, Texas	1	0	0	0
1	Joseph, Kelvin	CB	5-11	200	11/11/1999	2	Kentucky	Baton Rouge, La.	1	0	0	0
27	Kearse, Jayron	S	6-4	227	2/11/1994	7	Clemson	Fort Myers, Fla.	1	1	0	0
88	Lamb, CeeDee	WR	6-2	197	4/8/1999	3	Oklahoma	Richmond, Texas	1	1	0	0
90	Lawrence, DeMarcus	DE	6-3	255	4/28/1992	9	Boise State	Aiken, S.C.	1	1	0	0
2	Lewis, Jourdan	CB	5-10	190	8/31/1995	6	Michigan	Detroit Mich.	1	1	0	0
70	Martin, Zack	G	6-4	315	11/20/1990	9	Notre Dame	Indianapolis, Ind.	1	1	0	0
66	McGovern, Connor	G	6-5	318	11/3/1997	4	Penn State	Larksville, Pa.	1	1	0	0
44	McQuaide, Jake	LS	6-2	238	7/7/1987	12	Ohio State	Cincinnati, Ohio	1	0	0	0
24	Mukuamu, Israel	S	6-4	215	11/28/1999	2	South Carolina	Charlotte, N.C.	0	0	0	1
97	Odighizuwa, Osa	DT	6-2	295	8/13/1998	2	UCLA	Dayton, Ohio	1	1	0	0
11	Parsons, Micah	LB	6-3	248	5/26/1999	2	Penn State	Harrisburg, Pa.	1	1	0	0
20	Pollard, Tony	RB	6-0	212	4/30/1997	4	Memphis	Memphis, Tenn.	1	1	0	0
4	Prescott, Dak	QB	6-2	228	7/29/1993	7	Mississippi State	Haughton, La.	1	1	0	0
95	Ridgeway, John	DT	6-6	320	5/7/1999	R	Arkansas	Bloomington, Ill.	0	0	0	1
86	Schultz, Dalton	TE	6-5	255	7/11/1996	5	Stanford	South Jordan, Utah	1	1	0	0
73	Smith, Tyler	T	6-5	320	4/3/2001	R	Tulsa	Fort Worth, Texas	1	1	0	0
78	Steele, Terence	T	6-6	320	6/4/1997	3	Texas Tech	Cibolo, Texas	1	1	0	0
18	Tolbert, Jalen	WR	6-3	200	2/27/1999	R	South Alabama	Mobile, Ala.	0	0	0	1
9	Turpin, KaVontae	WR	5-7	158	8/2/1996	R	TCU	Monroe, La.	1	0	0	0
55	Vander Esch, Leighton	LB	6-4	255	2/8/1996	5	Boise State	Riggins, Idaho	1	1	0	0
79	Waletzko, Matt	T	6-7	320	12/15/1999	R	North Dakota	Cold Spring, Minn.	1	0	0	0
54	Williams, Sam	DE	6-4	270	3/31/1999	R	Mississippi	Montgomery, Ala.	1	0	0	0
6	Wilson, Donovan	S	6-0	205	2/21/1995	4	Texas A&M	Shreveport, La.	1	1	0	0
25	Wright, Nahshon	CB	6-4	190	9/23/1998	2	Oregon State	East Palo Alto, Calif.	0	0	0	1
PRACTICE SQUAD												
60	Alarcon, Isaac	T	6-6	315	7/27/1998	1	Monterrey Tech	Monterrey, Mexico	0	0	0	0
76	Collins, Aviante	T	6-4	307	4/21/1993	3	Texas Christian	Houston, Texas	0	0	0	0
31	Coyle, Tyler	S	6-0	210	7/27/1998	1	Purdue	Windsor, Conn.	0	0	0	0
34	Davis, Malik	RB	5-10	205	11/26/1998	R	Florida	Tamp, Fla.	0	0	0	0
19	Drummond, Dontario	WR	6-1	212	8/22/1997	R	Mississippi	Laurel, Miss.	0	0	0	0
15	Grier, Will	QB	6-1	215	4/3/1995	4	West Virginia	Charlotte, N.C.	0	0	0	0
45	Jefferson, Malik	LB	6-2	235	11/15/1996	4	Texas	Mesquite, TX	0	0	0	0
65	Lindstrom, Alec	C	6-3	300	7/7/1997	R	Boston College	Dudley, Mass.	0	0	0	0
19	Maher, Brett	K	6-0	190	11/21/1989	4	Nebraska	Kearney, Neb.	1	0	0	0
84	McKeon, Sean	TE	6-3	255	12/28/1997	3	Michigan	Dudley, Mass.	0	0	0	0
30	Ollison, Qadree	RB	6-0	232	9/8/1996	4	Pittsburgh	Niagara Falls, N.Y.	0	0	0	0
71	Peters, Jason	OL	6-4	328	1/22/1982	18	Arkansas	Queen City, Texas	0	0	0	0
10	Rush, Cooper	QB	6-3	224	11/21/1993	5	Central Michigan	Charlotte, Mich.	1	0	0	0
64	Shepley, Dakoda	G	6-4	290	12/27/1994	2	British Columbia	Windsor, Ontario	0	0	0	0
80	Smith, Brandon	WR	6-1	218	12/10/1998	1	Iowa	Lake Cormorant, Miss.	0	0	0	0
40	Thomas, Juanyeh	S	6-1	215	6/24/2000	R	Georgia Tech	Niceville, Fla.	0	0	0	0
91	Watkins, Carlos	DT	6-3	305	12/5/1993	6	Clemson	Mooreboro, N.C.	0	0	0	0
RESERVE/NON-FOOTBALL INJURY												
33	Clark, Damone	LB	6-3	245	6/28/2000	R	Louisiana State	Baton Rouge, La.	0	0	0	0
RESERVE/INJURED												
51	Bond, Devante	LB	6-1	236	7/3/1993	4	Oklahoma	Sacramento, Calif.	0	0	0	0
89	Bunting, Ian	TE	6-7	257	2/10/1996	1	California	Hinsdale, Ill.	0	0	0	0
77	Smith, Tyron	T	6-5	307	12/12/1990	12	Southern California	Moreno Valley, Calif.	0	0	0	0
83	Washington, James	WR	5-11	216	4/2/1996	5	Oklahoma State	Stamford, TX	0	0	0	0

2022 DALLAS COWBOYS NUMERICAL ROSTER

NO.	NAME	POS	HT	WT	AGE	EXP	COLLEGE	HOW ACQ	GP	GS	DNP	IA
1	Kelvin Joseph	CB	5-11	200	22	2	Kentucky	D2-'21	1	0	0	0
2	Jourdan Lewis	CB	5-10	190	27	6	Michigan	D3-'17	1	1	0	0
3	Anthony Brown	CB	5-11	192	28	7	Purdue	D6a-'16	1	1	0	0
4	Dak Prescott	QB	6-2	228	29	7	Mississippi State	D4b-'16	1	1	0	0
5	Bryan Anger	P	6-3	214	33	11	California	FA-'21	1	0	0	0
6	Donovan Wilson	S	6-0	205	27	4	Texas A&M	D6-'19	1	1	0	0
7	Trevon Diggs	CB	6-1	204	23	3	Alabama	D2-'20	1	1	0	0
9	KaVontae Turpin	WR	5-7	158	26	R	TCU	UDFA-'22	1	0	0	0
11	Micah Parsons	LB	6-3	248	23	2	Penn State	D1-'21	1	1	0	0
13	Michael Gallup	WR	6-1	205	26	5	Colorado State	D3-'18	0	0	0	1
14	Jabril Cox	LB	6-3	240	24	2	Louisiana State	D4a-'21	0	0	0	1
17	Dennis Houston	WR	6-2	202	23	R	Western Illinois	UDFA-'22	1	0	0	0
18	Jalen Tolbert	WR	6-3	200	23	R	South Alabama	D3-'22	0	0	0	1
20	Tony Pollard	RB	6-0	212	25	4	Memphis	D4a-'19	1	1	0	0
21	Ezekiel Elliott	RB	6-0	226	27	7	Ohio State	D1-'16	1	1	0	0
23	Rico Dowdle	RB	5-11	215	24	3	South Carolina	UDFA-'20	1	0	0	0
24	Israel Mukuamu	S	6-4	215	22	2	South Carolina	D6b-'21	0	0	0	1
25	Nahшон Wright	CB	6-4	190	23	2	Oregon State	D3c-'21	0	0	0	1
26	DaRon Bland	CB	5-11	200	23	R	Fresno State	D5b-'22	1	0	0	0
27	Jayron Kearse	S	6-4	227	28	7	Clemson	FA-'21	1	1	0	0
28	Malik Hooker	S	6-1	215	26	6	Ohio State	FA-'21	1	0	0	0
29	C. J. Goodwin	CB	6-3	195	32	7	California (PA)	PS(Cin)-'18	1	0	0	0
41	Markquese Bell	S	6-2	215	22	R	Florida A&M	UDFA-'22	0	0	0	1
42	Anthony Barr	LB	6-5	257	30	8	UCLA	FA-'22	1	0	0	0
44	Jake McQuaide	LS	6-2	238	35	12	Ohio State	UFA(LAR)-'21	1	0	0	0
50	Devin Harper	LB	6-0	240	24	R	Oklahoma State	D6-'22	1	0	0	0
54	Sam Williams	DE	6-4	270	23	R	Mississippi	D2-'22	1	0	0	0
55	Leighton Vander Esch	LB	6-4	255	26	5	Boise State	D1-'18	1	1	0	0
56	Dante Fowler	DE	6-3	260	28	8	Florida	FA-'22	1	0	0	0
57	Luke Gifford	LB	6-3	242	27	4	Nebraska	UDFA-'19	1	0	0	0
63	Tyler Biadasz	C	6-4	316	24	3	Wisconsin	D4b-'20	1	1	0	0
66	Connor McGovern	G	6-5	318	24	4	Penn State	D3-'19	1	1	0	0
68	Matt Farniok	C	6-5	316	24	2	Nebraska	D7-'21	1	0	0	0
70	Zack Martin	G	6-4	315	31	9	Notre Dame	D1-'14	1	1	0	0
72	Trysten Hill	DT	6-3	300	24	4	Central Florida	D2-'19	1	0	0	0
73	Tyler Smith	T	6-5	320	21	R	Tulsa	D1-'22	1	1	0	0
75	Josh Ball	T	6-8	320	24	2	Marshall	D4b-'21	0	0	1	0
78	Terence Steele	T	6-6	320	25	3	Texas Tech	UDFA-'20	1	1	0	0
79	Matt Waletzko	T	6-7	320	22	R	North Dakota	D5a-'22	1	0	0	0
81	Simi Fehoko	WR	6-4	218	24	2	Stanford	D5-'21	1	0	0	0
85	Noah Brown	WR	6-2	215	26	6	Ohio State	D7b-'17	1	1	0	0
86	Dalton Schultz	TE	6-5	255	26	5	Stanford	D4b-'18	1	1	0	0
87	Jake Ferguson	TE	6-5	252	23	R	Wisconsin	D4-'22	1	0	0	0
88	CeeDee Lamb	WR	6-2	197	23	3	Oklahoma	D1-'20	1	1	0	0
89	Peyton Hendershot	TE	6-4	250	23	R	Indiana	UDFA-'22	1	0	0	0
90	DeMarcus Lawrence	DE	6-3	255	30	9	Boise State	D2-'14	1	1	0	0
92	Dorance Armstrong	DE	6-4	270	25	5	Kansas	D4a-'18	1	1	0	0
93	Tarell Basham	DE	6-4	260	28	6	Ohio	UFA(NYJ)-'21	1	0	0	0
95	John Ridgeway	DT	6-6	320	23	R	Arkansas	D5d-'22	0	0	0	1
96	Neville Gallimore	DT	6-2	315	25	3	Oklahoma	D3-'20	1	0	0	0
97	Osa Odighizuwa	DT	6-2	295	24	2	UCLA	D3a-'21	1	1	0	0
98	Quinton Bohanna	DT	6-4	330	23	2	Kentucky	D6a-'21	1	1	0	0
99	Chauncey Golston	DE	6-5	285	24	2	Iowa	D3b-'21	1	0	0	0
PRACTICE SQUAD												
10	Cooper Rush	QB	6-3	224	28	5	Central Michigan	FA-'20	1	0	0	0
15	Will Grier	QB	6-1	215	27	4	West Virginia	W(Car)-'21	0	0	0	0
19	Brett Maher	K	6-0	190	32	4	Nebraska	FA-'22	1	0	0	0
19	Dontario Drummond	WR	6-1	212	25	R	Mississippi	UDFA-'22	0	0	0	0
30	Qadree Ollison	RB	6-0	232	26	4	Pittsburgh	FA-'22	0	0	0	0
31	Tyler Coyle	S	6-0	210	24	1	Purdue	UDFA-'21	0	0	0	0
34	Malik Davis	RB	5-10	205	23	R	Florida	UDFA-'22	0	0	0	0
40	Juanyeh Thomas	S	6-1	215	22	R	Georgia Tech	UDFA-'22	0	0	0	0
45	Malik Jefferson	LB	6-2	235	25	4	Texas	FA-'22	0	0	0	0
60	Isaac Alarcon	T	6-6	315	24	1	Monterrey Tech	IPP-'20	0	0	0	0
64	Dakoda Shepley	G	6-4	290	27	2	British Columbia	FA-'22	0	0	0	0
65	Alec Lindstrom	C	6-3	300	25	R	Boston College	UDFA-'22	0	0	0	0
71	Jason Peters	OL	6-4	328	40	18	Arkansas	FA-'22	0	0	0	0
76	Aviante Collins	T	6-4	307	29	3	Texas Christian	FA-'21	0	0	0	0
80	Brandon Smith	WR	6-1	218	23	1	Iowa	UDFA-'21	0	0	0	0
84	Sean McKeon	TE	6-3	255	24	3	Michigan	UDFA-'20	0	0	0	0
91	Carlos Watkins	DT	6-3	305	28	6	Clemson	UFA(Hou)-'21	0	0	0	0
RESERVE/NON-FOOTBALL INJURY												
33	Damone Clark	LB	6-3	245	22	R	Louisiana State	D5c-'22	0	0	0	0
RESERVE/INJURED												
51	Devante Bond	LB	6-1	236	29	4	Oklahoma	FA-'21	0	0	0	0
77	Tyron Smith	T	6-5	307	31	12	Southern California	D1-'11	0	0	0	0
83	James Washington	WR	5-11	216	26	5	Oklahoma State	UFA (Pit)-'22	0	0	0	0
89	Ian Bunting	TE	6-7	257	26	1	California	FA-'21	0	0	0	0

2022 DALLAS COWBOYS POSITIONAL ROSTER

NO.	NAME	POS.	HT.	WT.	AGE	EXP.	COLLEGE	HOW ACQ.
QUARTERBACKS (1)								
4	Dak Prescott	QB	6-2	228	29	7	Mississippi State	D4b-'16
RUNNING BACKS (3)								
20	Tony Pollard	RB	6-0	212	25	4	Memphis	D4a-'19
21	Ezekiel Elliott	RB	6-0	226	27	7	Ohio State	D1-'16
23	Rico Dowdle	RB	5-11	215	24	3	South Carolina	UDFA-'20
WIDE RECEIVERS (7)								
9	KaVontae Turpin	WR	5-7	158	26	R	TCU	UDFA-'22
13	Michael Gallup	WR	6-1	205	26	5	Colorado State	D3-'18
17	Dennis Houston	WR	6-2	202	23	R	Western Illinois	UDFA-'22
18	Jalen Tolbert	WR	6-3	200	23	R	South Alabama	D3-'22
81	Simi Fehoko	WR	6-4	218	24	2	Stanford	D5-'21
85	Noah Brown	WR	6-2	215	26	6	Ohio State	D7b-'17
88	CeeDee Lamb	WR	6-2	197	23	3	Oklahoma	D1-20
TIGHT ENDS (3)								
86	Dalton Schultz	TE	6-5	255	26	5	Stanford	D4b-'18
87	Jake Ferguson	TE	6-5	252	23	R	Wisconsin	D4-'22
89	Peyton Hendershot	TE	6-4	250	23	R	Indiana	UDFA-'22
OFFENSIVE LINE (8)								
63	Tyler Biadasz	C	6-4	316	24	3	Wisconsin	D4b-'20
66	Connor McGovern	G	6-5	318	24	4	Penn State	D3-'19
68	Matt Farniok	C	6-5	316	24	2	Nebraska	D7-'21
70	Zack Martin	G	6-4	315	31	9	Notre Dame	D1-'14
73	Tyler Smith	T	6-5	320	21	R	Tulsa	D1-'22
75	Josh Ball	T	6-8	320	24	2	Marshall	D4b-'21
78	Terence Steele	T	6-6	320	25	3	Texas Tech	UDFA-'20
79	Matt Waletzko	T	6-7	320	22	R	North Dakota	D5a-'22
DEFENSIVE LINE (11)								
54	Sam Williams	DE	6-4	270	23	R	Mississippi	D2-'22
56	Dante Fowler	DE	6-3	260	28	8	Florida	FA '22
72	Trysten Hill	DT	6-3	300	24	4	Central Florida	D2-'19
90	DeMarcus Lawrence	DE	6-3	255	30	9	Boise State	D2-'14
92	Dorance Armstrong	DE	6-4	270	25	5	Kansas	D4a-'18
93	Tarell Basham	DE	6-4	260	28	6	Ohio	UFA(NYJ)-'21
95	John Ridgeway	DT	6-6	320	23	R	Arkansas	D5d-'22
96	Neville Gallimore	DT	6-2	315	25	3	Oklahoma	D3-'20
97	Osa Odighizuwa	DT	6-2	295	24	2	UCLA	D3a-'21
98	Quinton Bohanna	DT	6-4	330	23	2	Kentucky	D6a-'21
99	Chauncey Golston	DE	6-5	285	24	2	Iowa	D3b-'21
LINEBACKERS (6)								
11	Micah Parsons	LB	6-3	248	23	2	Penn State	D1-'21
14	Jabril Cox	LB	6-3	240	24	2	Louisiana State	D4a-'21
42	Anthony Barr	LB	6-5	257	30	8	UCLA	FA-'22
50	Devin Harper	LB	6-0	240	24	R	Oklahoma State	D6-'22
55	Leighton Vander Esch	LB	6-4	255	26	5	Boise State	D1-'18
57	Luke Gifford	LB	6-3	242	27	4	Nebraska	UDFA-'19
DEFENSIVE BACKS (12)								
1	Kelvin Joseph	CB	5-11	200	22	2	Kentucky	D2-'21
2	Jourdan Lewis	CB	5-10	190	27	6	Michigan	D3-'17
3	Anthony Brown	CB	5-11	192	28	7	Purdue	D6a-'16
6	Donovan Wilson	S	6-0	205	27	4	Texas A&M	D6-'19
7	Trevon Diggs	CB	6-1	204	23	3	Alabama	D2-'20
24	Israel Mukuamu	S	6-4	215	22	2	South Carolina	D6b-'21
25	Nahshon Wright	CB	6-4	190	23	2	Oregon State	D3c-'21
26	DaRon Bland	CB	5-11	200	23	R	Fresno State	D5b-'22
27	Jayron Kearse	S	6-4	227	28	7	Clemson	FA-'21
28	Malik Hooker	S	6-1	215	26	6	Ohio State	FA-'21
29	C.J. Goodwin	CB	6-3	195	32	7	California (PA)	PS(Cin)-'18
41	Markquese Bell	S	6-2	215	22	R	Florida A&M	UDFA-'22
SPECIALISTS (2)								
5	Bryan Anger	P	6-3	214	33	11	California	FA-'21
44	Jake McQuaide	LS	6-2	238	35	12	Ohio State	UFA(LAR)-'21

HOW THE COWBOYS WERE BUILT/CONTRACT STATUS

YEAR	DRAFT PICKS (40)	FREE AGENTS (11)	COLLEGE FREE AGENTS (6)	PRACTICE SQUAD (1)
2011	T. Smith (1st) *			
2014	Z. Martin (1st) D. Lawrence (2nd)			
2016	E. Elliott (1st) D. Prescott (4th) A. Brown (6th)			
2017	J. Lewis (3rd) N. Brown (7th)			
2018	L. Vander Esch (1st) M. Gallup (3rd) D. Armstrong (4th) D. Schultz (4th-b)			C. Goodwin (PS Cin -'18)
2019	T. Hill (2nd) C. McGovern (3rd) T. Pollard (4th) D. Wilson (6th)	L. Gifford (UDFA-'19)		
2020	C. Lamb (1st) T. Diggs (2nd) N. Gallimore (3rd) T. Biadasz (4th-b)		R. Dowdle (UDFA-'20) T. Steele (UDFA-'20)	
2021	M. Parsons (1st) K. Joseph (2nd) O. Odighizuwa (3rd-a) C. Golston (3rd-b) N. Wright (3rd-c) J. Cox (4th-a) J. Ball (4th-b) S. Fehoko (5th) Q. Bohanna (6th-a) I. Mukuamu (6th-b) M. Farniok (7th)	B. Anger (FA-'21) T. Basham (UFA NYJ -'21) D. Bond (FA-'21) * I. Bunting (FA-'21) * M. Hooker (FA-'21) J. Kears (FA-'21) J. McQuaide (UFA LAR -'21)		
2022	T. Smith (1st) S. Williams (2nd) J. Tolbert (3rd) J. Ferguson (4th) D. Bland (5th) D. Clark (5th) & J. Ridgeway (5th) M. Waletzko (5th) D. Harper (6th)	A. Barr (FA-'22) D. Fowler (FA '22) J. Washington (UFA Pit -'22) *	M. Bell (UDFA-'22) P. Hendershot (UDFA-'22) D. Houston (UDFA-'22) K. Turpin (UDFA-'22)	

Key: * Reserve/Injured, & Reserve/Non-Football Injury

CONTRACT STATUS

PLAYER	SIGNED THROUGH	PLAYER	SIGNED THROUGH	PLAYER	SIGNED THROUGH
Bryan Anger	2024	Jake Ferguson	2025	Israel Mukuamu	2024
Dorance Armstrong	2023	Dante Fowler	2022	Osa Odighizuwa	2024
Josh Ball	2024	Neville Gallimore	2023	Micah Parsons	2024
Anthony Barr	2022	Michael Gallup	2026	Tony Pollard	2022
Tarell Basham	2022	Luke Gifford	2022	Dak Prescott	2024
Markqese Bell	2024	Chauncey Golston	2024	John Ridgeway	2025
Tyler Biadasz	2023	C.J. Goodwin	2022	Dalton Schultz	2022
DaRon Bland	2025	Devin Harper	2025	Tyler Smith	2025
Quinton Bohanna	2024	Peyton Hendershot	2024	Tyron Smith *	2023
Devante Bond *	2022	Trysten Hill	2022	Terence Steele	2022
Anthony Brown	2022	Malik Hooker	2023	Jalen Tolbert	2025
Noah Brown	2022	Dennis Houston	2024	KaVontae Turpin	2024
Ian Bunting *	2023	Kelvin Joseph	2024	Leighton Vander Esch	2022
Damone Clark &	2025	Jayron Kears	2023	Matt Waletzko	2025
Jabril Cox	2024	CeeDee Lamb	2023	James Washington *	2022
Trevon Diggs	2023	DeMarcus Lawrence	2023	Sam Williams	2025
Rico Dowdle	2022	Jourdan Lewis	2023	Donovan Wilson	2022
Ezekiel Elliott	2026	Zack Martin	2024	Nahshon Wright	2024
Matt Farniok	2024	Connor McGovern	2022		
Simi Fehoko	2024	Jake McQuaide	2022		

WHEN BUILT AND WHEN THEY GOT TO THE COWBOYS

1st Round (10)

[9] Tyron Smith (2011)*
 [9] Anthony Barr (2014-MIN)
 [16] Zack Martin (2014)
 [3] Dante Fowler (2015-JAX)
 [4] Ezekiel Elliott (2016)
 [15] Malik Hooker (2017-IND)
 [19] Leighton Vander Esch (2018)
 [17] CeeDee Lamb (2020)
 [12] Micah Parsons (2021)
 [24] Tyler Smith (2022)

2nd Round (6)

[34] DeMarcus Lawrence (2014)
 [60] James Washington (2018-PIT)*
 [58] Trysten Hill (2019)
 [51] Trevon Diggs (2020)
 [44] Kelvin Joseph (2021)
 [56] Sam Williams (2022)

3rd Round (10)

[70] Bryan Anger (2012-JAX)
 [80] Tarell Basham (2017-IND)
 [92] Jourdan Lewis (2017)
 [81] Michael Gallup (2018)
 [90] Connor McGovern (2019)
 [82] Neville Gallimore (2020)
 [75] Osa Odighizuwa (2021)
 [84] Chauncey Golston (2021)
 [99] Nahshon Wright (2021)
 [88] Jalen Tolbert (2022)

4th Round (8)

[135] Dak Prescott (2016)
 [116] Dorance Armstrong (2018)
 [137] Dalton Schultz (2018)
 [128] Tony Pollard (2019)
 [146] Tyler Biadasz (2020)
 [115] Jabril Cox (2021)
 [138] Josh Ball (2021)
 [129] Jake Ferguson (2022)

5th Round (5)

[179] Simi Fehoko (2021)
 [155] Matt Waletzko (2022)
 [167] DaRon Bland (2022)
 [176] Damone Clark (2022)6
 [178] John Ridgeway (2022)

6th Round (6)

[183] Devante Bond (2016-TB)*
 [189] Anthony Brown (2016)
 [213] Donovan Wilson (2019)
 [192] Quinton Bohanna (2021)
 [227] Israel Mukuamu (2021)
 [193] Devin Harper (2022)

7th Round (3)

[244] Jayron Kearse (2016-MIN)
 [239] Noah Brown (2017)
 [238] Matt Farniok (2021)

Undrafted (10)

Jake McQuaide (2011-STL)
 C.J. Goodwin (2014-PIT)
 Ian Bunting (2019-CHI)*
 Luke Gifford (2019)
 Rico Dowdle (2020)
 Terence Steele (2020)
 Markquese Bell (2022)
 Peyton Hendershot (2022)
 Dennis Houston (2022)
 KaVontae Turpin (2022)

Key: * Reserve/Injured, 6 Reserve/Non-Football Injury

WHEN THEY GOT TO THE COWBOYS

2011 (1)

Tyron Smith, Round 1*

2014 (2)

Zack Martin, Round 1
 DeMarcus Lawrence, Round 2

2016 (3)

Ezekiel Elliott, Round 1
 Dak Prescott, Round 4
 Anthony Brown, Round 6

2017 (2)

Jourdan Lewis, Round 3
 Noah Brown, Round 7

2018 (5)

Leighton Vander Esch, Round 1
 Michael Gallup, Round 3
 Dorance Armstrong, Round 4
 Dalton Schultz, Round 4
 C.J. Goodwin, Practice Squad (CIN)

2019 (5)

Trysten Hill, Round 2
 Connor McGovern, Round 3
 Tony Pollard, Round 4
 Donovan Wilson, Round 6
 Luke Gifford, FA

2020 (6)

CeeDee Lamb, Round 1
 Trevon Diggs, Round 2
 Neville Gallimore, Round 3
 Tyler Biadasz, Round 4
 Rico Dowdle, UDFA
 Terence Steele, UDFA

2021 (18)

Micah Parsons, Round 1
 Kelvin Joseph, Round 2
 Chauncey Golston, Round 3
 Osa Odighizuwa, Round 3
 Nahshon Wright, Round 3
 Josh Ball, Round 4
 Jabril Cox, Round 4
 Simi Fehoko, Round 5
 Quinton Bohanna, Round 6
 Israel Mukuamu, Round 6
 Matt Farniok, Round 7
 Bryan Anger, FA
 Tarell Basham, UFA (NYJ)
 Devante Bond, FA*
 Ian Bunting, FA*
 Malik Hooker, FA
 Jayron Kearse, FA
 Jake McQuaide, UFA (STL)

2022 (16)

Tyler Smith, Round 1
 Sam Williams, Round 2
 Jalen Tolbert, Round 3
 Jake Ferguson, Round 4
 DaRon Bland, Round 5
 Damone Clark, Round 56
 John Ridgeway, Round 5
 Matt Waletzko, Round 5
 Devin Harper, Round 6
 Anthony Barr, FA (MIN)
 Markquese Bell, UDFA
 Dante Fowler, FA (ATL)
 Peyton Hendershot, UDFA
 Dennis Houston, UDFA
 KaVontae Turpin, UDFA
 James Washington, UFA (PIT)*

2022 DALLAS COWBOYS CONTRACT ANALYSIS

OFFENSE		2022	2023	2024	2025	2026	2027	2028
QB	Prescott, Dak				UFA			
	Dowdle, Rico		RFA	UFA				
RB	Elliott, Ezekiel						UFA	
	Pollard, Tony		UFA					
	Brown, Noah		UFA					
WR	Fehoko, Simi				UFA			
	Gallup, Michael						UFA	
	Houston, Dennis				RFA	UFA		
	Lamb, CeeDee			OPTION	UFA			
	Tolbert, Jalen					UFA		
	Turpin, KaVontae				RFA	UFA		
	Washington, James*		UFA					
TE	Bunting, Ian*		RFA	UFA				
	Ferguson, Jake					UFA		
	Hendershot, Peyton				RFA	UFA		
	Schultz, Dalton		UFA					
OL	Ball, Josh				UFA			
	Biadasz, Tyler			UFA				
	Farniok, Matt				UFA			
	Martin, Zack				UFA			
	McGovern, Connor		UFA					
	Smith, Tyler					OPTION	UFA	
	Smith, Tyron*			UFA				
	Steele, Terence		RFA	UFA				
	Waletzko, Matt					UFA		

DEFENSE		2022	2023	2024	2025	2026	2027	2028
DL	Armstrong, Dorance			UFA				
	Basham, Tarell		UFA					
	Bohanna, Quinton				UFA			
	Fowler, Dante		UFA					
	Gallimore, Neville			UFA				
	Golston, Chauncey				UFA			
	Hill, Trysten		UFA					
	Lawrence, DeMarcus				UFA			
	Odighizuwa, Osa				UFA			
	Ridgeway, John					UFA		
LB	Williams, Sam					UFA		
	Barr, Anthony		UFA					
	Cox, Jabril				UFA			
	Gifford, Luke		UFA					
	Harper, Devin					UFA		
	Parsons, Micah				OPTION	UFA		
DB	Vander Esch, Leighton		UFA					
	Bell, MarQueese				RFA	UFA		
	Bland, DaRon					UFA		
	Brown, Anthony		UFA					
	Diggs, Trevon			UFA				
	Goodwin, C.J.		UFA					
	Hooker, Malik			UFA				
	Joseph, Kelvin				UFA			
	Kearse, Jayron			UFA				
	Lewis, Jourdan			UFA				
ST	Mukuamu, Israel				UFA			
	Wilson, Donovan		UFA					
	Wright, Nahshon				UFA			
	Anger, Bryan				UFA			
McQuaide, Jake		UFA						

SPECIAL TEAMS		2022	2023	2024	2025	2026	2027	2028
ST	Anger, Bryan				UFA			
	McQuaide, Jake		UFA					

- Player is under contract for season
- Player will be an exclusive rights free agent
- Player will be an unrestricted free agent
- Player will be a restricted free agent
- Player has a club option available

*-Reserve/Injured ^-Reserve/COVID-19 #-Reserve/PUP or NFI &-Reserve/Suspended I-Reserve/Injured-DTR

2022 DALLAS COWBOYS STATISTICS

WON 0, LOST 1				
9/11	L	3-19	Tampa Bay	93,797

2022 TEAM STATISTICS		
	DAL	OPP.
FIRST DOWNS	12	18
Rushing	4	9
Passing	8	9
Penalty	0	0
Third Down-Made/Att	3/15	5/14
Third Down Efficiency	20.0%	35.7%
Fourth Down-Made/Att	2/5	0/0
Fourth Down Efficiency	40.0%	0.0%
TOTAL NET YARDS	244	347
Avg. Per Game	244.0	347.0
Total Plays	64	62
Avg. Per Play	3.8	5.6
NET YARDS RUSHING	71	152
Avg. Per Game	71.0	152.0
Total Rushes	18	33
Avg. Per Rush	3.9	4.6
NET YARDS PASSING	173	195
Avg. Per Game	173.0	195.0
Sacked/Yards Lost	4/25	2/17
Gross Yards	198	212
Attempts/Completions	42/21	27/18
Pct. of Completion	50.0%	66.7%
Had Intercepted	1	1
PUNTS/AVERAGE	5/50.8	3/50.7
Net Punting Average	45.2	43.0
PUNT RETURN/AVG.	1/3.0	3/9.3
KICKOFF RETURN/AVG.	4/19.3	0/0
INTERCEPTION RETURN/AVG.	1/0.0	1/15.0
PENALTIES/YARDS	10/73	5/25
FUMBLES/BALL LOST	0/0	0/0
TOUCHDOWNS	0	1
Rushing	0	0
Passing	0	1
Returns	0	0
EXTRA POINTS/ATTEMPTS	0/0	1/1
TWO POINT CONVERSION/ATT.	0/0	0/0
FIELD GOALS/ATTEMPTS	1/1	4/5
AVG. TIME OF POSSESSION	27:18	32:42

SCORE BY PERIODS	Q1	Q2	Q3	Q4	OT	PTS
TEAM	3	0	0	0	0	3
OPPONENTS	6	6	7	0	0	19

SCORING	TD	RU	PA	RT	PAT	FG	2PT	S	PTS
B. Maher	0	0	0	0	0/0	1/1	0	0	3
TEAM	0	0	0	0	0/0	1/1	0	0	3
OPPONENTS	1	0	1	0	1/1	4/5	0	0	19

2-Pt Conv: TM 0-0, OPP 0-0

SACKS: M. Parsons 2.0, TM 2.0, OPP 4.0 TM 0/0, OPP 0/0

PASSING	ATT	CMP	YDS	CMP%	YDS/ATT	TD	TD%	INT	INT%	LONG	SACK/LOST	RATING
D. Prescott	29	14	134	48.3	4.6	0	0.0	1	3.4	22	2/13	47.2
C. Rush	13	7	64	53.8	4.9	0	0.0	0	0.0	17	2/12	67.5
TEAM	42	21	198	50.0	4.7	0	0.0	1	2.4	22	4.0/25	53.5
OPPONENTS	27	18	212	66.7	7.9	1	3.7	1	3.7	48	2.0/17	87.3

RUSHING	NO.	YDS	AVG	LONG	TD
E. Elliott	10	52	5.2	7	0
D. Prescott	2	11	5.5	12	0
T. Pollard	6	8	1.3	9	0
TEAM	18	71	3.9	12	0
OPPONENTS	33	152	4.6	17	0

RECEIVING	NO.	YDS	AVG	LONG	TD
C. Lamb	2	29	14.0	16	0
N. Brown	5	68	13.0	22	0
D. Schultz	7	62	8.0	14	0
D. Houston	2	16	8.0	11	0
S. Fehoko	2	12	6.0	7	0
T. Pollard	2	14	7.0	10	0
E. Elliott	1	-3	-3.0	-3	0
TEAM	21	198	9.4	22	0
OPPONENTS	18	212	11.8	48	1

INTERCEPTIONS	NO.	YDS	AVG	LONG	TD
D. Wilson	1	0	0.0	0	0
TEAM	1	0	0.0	0	0
OPPONENTS	1	15	15.0	15	0

PUNTING	NO.	YDS	AVG	NET	TB	IN	LG	B
B. Anger	5	254	50.8	45.2	0	2	58	0
TEAM	5	254	50.8	45.2	0	2	58	0
OPPONENTS	3	152	50.7	43.0	1	2	63	0

PUNT RETURNS	RET	FC	YDS	AVG	LONG	TD
K. Turpin	1	1	3	3.0	3	0
TEAM	1	1	3	3.0	3	0
OPPONENTS	3	1	28	9.3	10	0

KICKOFF RETURNS	NO.	YDS	AVG	LONG	TD
K. Turpin	4	77	19.3	22	0
TEAM	4	77	19.3	22	0

FIELD GOALS	1-19	20-29	30-39	40-49	50+
B. Maher	0/0	0/0	0/0	0/0	1/1
TEAM	0/0	0/0	0/0	0/0	1/1
OPPONENTS	0/0	1/1	1/2	2/2	0/0

B. Maher: (51)

OPP: (44, 38, 36WL, 29, 47)

2022 DALLAS COWBOYS DEFENSIVE STATISTICS

RNK	PLAYER	TKL	AST	TOTAL	SACKS/YDS	TFL/YDS	QBPR	FR	FF	INT/YDS	PD
1.	Vander Esch, Leighton	7	2	9							
2.	Brown, Anthony	5	2	7							
	Wilson, Donovan	5	2	7			1			1/0	1
4.	Kearse, Jayron	4	3	7							
5.	Lewis, Jourdan	5	0	5							
6.	Armstrong, Dorance	3	1	4							
7.	Hooker, Malik	2	2	4							
8.	Diggs, Trevon	3	0	3							2
	Lawrence, DeMarcus	3	0	3		1/-1					
10.	Parsons, Micah	2	1	3	2.0/-17		2				
11.	Barr, Anthony	1	2	3							
12.	Odighizuwa, Osa	2	0	2		2/-8	1				
13.	Hill, Trysten	1	1	2							
14.	Gallimore, Neville	1	0	1							
15.	Bohanna, Quinton	0	1	1		1/-1					

Ast=Assist, TFL=Tackle for a Loss, QBPR=Pressures, Int=Interception, FR=Fumble Recovery, FF=Forced Fumble, PD=Pass Defense

2022 COWBOYS SPECIAL TEAMS							
RNK	PLAYER	S	A	TOT	FF	FR	BL
1.	Gifford, Luke	1	0	1			
	Goodwin, C.J.	1	0	1			
	Pollard, Tony	1	0	1			

DEFENSIVE STATS BY RANK							
PRESSURES		SACKS		TACKLES FOR LOSS		INTERCEPTIONS	
PLAYER	NO	PLAYER	NO	PLAYER	NO	PLAYER	NO
1. M. Parsons	2	1. M. Parsons	2.0	1. O. Odighizuwa	2	1. D. Wilson	1
2. O. Odighizuwa	1			2. Q. Bohanna	1		
D. Wilson	1			D. Lawrence	1		

FORCED FUMBLES		FUMBLE RECOVERIES		PASSES DEFENSED	
PLAYER	NO	PLAYER	NO	PLAYER	NO
				1. T. Diggs	2
				2. D. Wilson	1

GAME-BY-GAME PLAYER PARTICIPATION

PLAYERS	TB	CIN	@ NYG	WAS	@ LAR	@ PHI	DET	CHI	@ GB	@ MIN	NYG	IND	HOU	@ JAX	PHI	@ TEN	@ WAS	GP	GS	DNP	I
	9/11	9/18	9/26	10/2	10/9	10/16	10/23	10/30	11/13	11/20	11/24	12/4	12/11	12/18	12/24	12/29	1/8				
Isaac Alarcon	PS	-	-	-	-	-	-	-	-	-	-	-	-	-	-	-	-	0	0	0	0
Bryan Anger	P	-	-	-	-	-	-	-	-	-	-	-	-	-	-	-	-	1	0	0	0
Dorance Armstrong	DE	-	-	-	-	-	-	-	-	-	-	-	-	-	-	-	-	1	1	0	0
Josh Ball	DNP	-	-	-	-	-	-	-	-	-	-	-	-	-	-	-	-	0	0	1	0
Anthony Barr	P	-	-	-	-	-	-	-	-	-	-	-	-	-	-	-	-	1	0	0	0
Tarell Basham	P	-	-	-	-	-	-	-	-	-	-	-	-	-	-	-	-	1	0	0	0
Markquese Bell	D	-	-	-	-	-	-	-	-	-	-	-	-	-	-	-	-	0	0	0	1
Tyler Biadasz	C	-	-	-	-	-	-	-	-	-	-	-	-	-	-	-	-	1	1	0	0
DaRon Bland	P	-	-	-	-	-	-	-	-	-	-	-	-	-	-	-	-	1	0	0	0
Quinton Bohanna	DT	-	-	-	-	-	-	-	-	-	-	-	-	-	-	-	-	1	1	0	0
Devante Bond	IR	-	-	-	-	-	-	-	-	-	-	-	-	-	-	-	-	0	0	0	0
Anthony Brown	CB	-	-	-	-	-	-	-	-	-	-	-	-	-	-	-	-	1	1	0	0
Noah Brown	WR	-	-	-	-	-	-	-	-	-	-	-	-	-	-	-	-	1	1	0	0
Ian Bunting	IR	-	-	-	-	-	-	-	-	-	-	-	-	-	-	-	-	0	0	0	0
Damone Clark	R/NFI	-	-	-	-	-	-	-	-	-	-	-	-	-	-	-	-	0	0	0	0
Aviante Collins	PS	-	-	-	-	-	-	-	-	-	-	-	-	-	-	-	-	0	0	0	0
Jabril Cox	D	-	-	-	-	-	-	-	-	-	-	-	-	-	-	-	-	0	0	0	1
Tyler Coyle	PS	-	-	-	-	-	-	-	-	-	-	-	-	-	-	-	-	0	0	0	0
Malik Davis	PS	-	-	-	-	-	-	-	-	-	-	-	-	-	-	-	-	0	0	0	0
Trevon Diggs	CB	-	-	-	-	-	-	-	-	-	-	-	-	-	-	-	-	1	1	0	0
Rico Dowdle	P	-	-	-	-	-	-	-	-	-	-	-	-	-	-	-	-	1	0	0	0
Dontario Drummond	PS	-	-	-	-	-	-	-	-	-	-	-	-	-	-	-	-	0	0	0	0
Ezekiel Elliott	RB	-	-	-	-	-	-	-	-	-	-	-	-	-	-	-	-	1	1	0	0
Matt Farniok	P	-	-	-	-	-	-	-	-	-	-	-	-	-	-	-	-	1	0	0	0
Simi Fehoko	P	-	-	-	-	-	-	-	-	-	-	-	-	-	-	-	-	1	0	0	0
Jake Ferguson	P	-	-	-	-	-	-	-	-	-	-	-	-	-	-	-	-	1	0	0	0
Dante Fowler	P	-	-	-	-	-	-	-	-	-	-	-	-	-	-	-	-	1	0	0	0
Neville Gallimore	P	-	-	-	-	-	-	-	-	-	-	-	-	-	-	-	-	1	0	0	0
Michael Gallup	I	-	-	-	-	-	-	-	-	-	-	-	-	-	-	-	-	0	0	0	1
Luke Gifford	P	-	-	-	-	-	-	-	-	-	-	-	-	-	-	-	-	1	0	0	0
Chauncey Golston	P	-	-	-	-	-	-	-	-	-	-	-	-	-	-	-	-	1	0	0	0
C.J. Goodwin	P	-	-	-	-	-	-	-	-	-	-	-	-	-	-	-	-	1	0	0	0
Will Grier	PS	-	-	-	-	-	-	-	-	-	-	-	-	-	-	-	-	0	0	0	0
Devin Harper	P	-	-	-	-	-	-	-	-	-	-	-	-	-	-	-	-	1	0	0	0
Peyton Hendershot	P	-	-	-	-	-	-	-	-	-	-	-	-	-	-	-	-	1	0	0	0
Trysten Hill	P	-	-	-	-	-	-	-	-	-	-	-	-	-	-	-	-	1	0	0	0
Malik Hooker	P	-	-	-	-	-	-	-	-	-	-	-	-	-	-	-	-	1	0	0	0
Dennis Houston	P	-	-	-	-	-	-	-	-	-	-	-	-	-	-	-	-	1	0	0	0
Malik Jefferson	PS	-	-	-	-	-	-	-	-	-	-	-	-	-	-	-	-	0	0	0	0
Kelvin Joseph	P	-	-	-	-	-	-	-	-	-	-	-	-	-	-	-	-	1	0	0	0
Jayron Kearse	S	-	-	-	-	-	-	-	-	-	-	-	-	-	-	-	-	1	1	0	0
CeeDee Lamb	WR	-	-	-	-	-	-	-	-	-	-	-	-	-	-	-	-	1	1	0	0
DeMarcus Lawrence	DE	-	-	-	-	-	-	-	-	-	-	-	-	-	-	-	-	1	1	0	0
Jourdan Lewis	NCB	-	-	-	-	-	-	-	-	-	-	-	-	-	-	-	-	1	1	0	0
Alec Lindstrom	PS	-	-	-	-	-	-	-	-	-	-	-	-	-	-	-	-	0	0	0	0
Brett Maher	P	-	-	-	-	-	-	-	-	-	-	-	-	-	-	-	-	1	0	0	0
Zack Martin	RG	-	-	-	-	-	-	-	-	-	-	-	-	-	-	-	-	1	1	0	0
Connor McGovern	LG	-	-	-	-	-	-	-	-	-	-	-	-	-	-	-	-	1	1	0	0
Sean McKeon	PS	-	-	-	-	-	-	-	-	-	-	-	-	-	-	-	-	0	0	0	0
Jake McQuaide	P	-	-	-	-	-	-	-	-	-	-	-	-	-	-	-	-	1	0	0	0
Israel Mukuamu	D	-	-	-	-	-	-	-	-	-	-	-	-	-	-	-	-	0	0	0	1
Osa Odighizuwa	DT	-	-	-	-	-	-	-	-	-	-	-	-	-	-	-	-	1	1	0	0
Micah Parsons	LB	-	-	-	-	-	-	-	-	-	-	-	-	-	-	-	-	1	1	0	0
Jason Peters	PS	-	-	-	-	-	-	-	-	-	-	-	-	-	-	-	-	0	0	0	0
Tony Pollard	RB	-	-	-	-	-	-	-	-	-	-	-	-	-	-	-	-	1	1	0	0
Dak Prescott	QB	-	-	-	-	-	-	-	-	-	-	-	-	-	-	-	-	1	1	0	0
John Ridgeway	D	-	-	-	-	-	-	-	-	-	-	-	-	-	-	-	-	0	0	0	1
Cooper Rush	P	-	-	-	-	-	-	-	-	-	-	-	-	-	-	-	-	1	0	0	0
Dalton Schultz	TE	-	-	-	-	-	-	-	-	-	-	-	-	-	-	-	-	1	1	0	0
Brandon Smith	PS	-	-	-	-	-	-	-	-	-	-	-	-	-	-	-	-	0	0	0	0
Tyler Smith	LT	-	-	-	-	-	-	-	-	-	-	-	-	-	-	-	-	1	1	0	0
Tyron Smith	IR	-	-	-	-	-	-	-	-	-	-	-	-	-	-	-	-	0	0	0	0
Terence Steele	RT	-	-	-	-	-	-	-	-	-	-	-	-	-	-	-	-	1	1	0	0
Juanyc Thomas	PS	-	-	-	-	-	-	-	-	-	-	-	-	-	-	-	-	0	0	0	0
Jalen Tolbert	D	-	-	-	-	-	-	-	-	-	-	-	-	-	-	-	-	0	0	0	1
KaVontae Turpin	P	-	-	-	-	-	-	-	-	-	-	-	-	-	-	-	-	1	0	0	0
Leighton Vander Esch	LB	-	-	-	-	-	-	-	-	-	-	-	-	-	-	-	-	1	1	0	0
Matt Waletzko	P	-	-	-	-	-	-	-	-	-	-	-	-	-	-	-	-	1	0	0	0
James Washington	IR	-	-	-	-	-	-	-	-	-	-	-	-	-	-	-	-	0	0	0	0
Carlos Watkins	PS	-	-	-	-	-	-	-	-	-	-	-	-	-	-	-	-	0	0	0	0
Sam Williams	P	-	-	-	-	-	-	-	-	-	-	-	-	-	-	-	-	1	0	0	0
Donovan Wilson	S	-	-	-	-	-	-	-	-	-	-	-	-	-	-	-	-	1	1	0	0
Nahshon Wright	D	-	-	-	-	-	-	-	-	-	-	-	-	-	-	-	-	0	0	0	1

LEGEND:
 Position abbreviation indicated start, P=Played, D=Inactive, DNP=Did Not Play, I=Inactive/Injured, R/NFI=Reserve/Non-Football Injury, PS=Practice Squad, IR=Reserve/Injured, A=Not on Roster, ^=With Other Team



NON-MEDIA GUIDE BIOS



2022 NON-MEDIA GUIDE BIOS



HARRINGTON'S COACHING HISTORY

- 2012..... Colorado, GA/RBs
- 2015-17 Winterthur (Switzerland), HC
- 2018..... Independence CC, RBs
- 2019-20 Washington Commanders, Off. Asst.
- 2021..... North Carolina Central, TEs

Evan Harrington joined the Dallas Cowboys in 2022 and will serve as an offensive assistant, working closely with Head Coach Mike McCarthy and Offensive Coordinator Kellen Moore in his role.

In 2021 Harrington served as the tight ends coach at North Carolina Central, and under Harrington's tutelage, Isiah Macklin earned third-team All-Mid-Eastern Athletic Conference and was selected to play in the 2022 HBCU Legacy Bowl after finishing fourth on the team with 16 receptions for 201 yards and a touchdown.

From 2019-21, Harrington worked for the Washington Commanders as an offensive assistant and the assistant director of player engagement. As an offensive assistant, he worked with the running backs and offensive line, helping Adrian Peterson to 1,040 scrimmage yards as the lead back in 2019 and aiding in the development of

Antonio Gibson during his rookie season in 2020. As the assistant director of player engagement, Harrington was responsible for helping guide the development and education of players as it pertains to both their personal and professional lives along with assisting rookie classes with acclimating themselves to the life of the NFL.

In 2018 Harrington was the running backs coach and run game coordinator at Independence Community College in Independence, Kansas, leading the Pirates to 147.7 rushing yards-per-game.

Harrington served as the head coach of the Winterthur Warriors from 2015-17 in the Swiss Football League after playing running back and linebacker for the Frankfurt Galaxy (2014) and the Basel Gladiators (2013).

Before playing in Europe, he was an assistant coach at Clayton Valley Charter High School and the College of the Canyons, also spending time as a strength and conditioning intern at the College of the Canyons. Harrington began his coaching career at Colorado, coaching running backs and fullbacks as a graduate assistant in 2012.

Harrington played linebacker and fullback at Colorado from 2010-11, tallying seven special teams tackles and rushing twice for three yards with seven catches for 41 yards and a touchdown in his Buffaloes career.

Harrington graduated from Colorado with a degree in sociology, ethnic studies and communications.

Evan Harrington – Born February 6, 1989, Washington, D.C. College Coach: Colorado 2012, Independence Community College 2018, North Carolina Central 2021. Pro Coach: Washington Commanders 2019-20. Joined the Dallas Cowboys in 2022.



PRO: The Dallas Cowboys signed a proven veteran presence in linebacker Anthony Barr midway through training camp in 2022, giving the team a versatile and experienced athlete who can also help bring along some of the younger players on the defense. Barr, originally a first round (ninth overall) pick in the 2014 NFL Draft, has started all 98 games played in his pro career, totaling 613 tackles, 17.5 sacks, five interceptions, 39 tackles for loss, 35 pass breakups, eight forced fumbles and seven fumble recoveries. He joins a linebacker rotation coached by his former defensive coordinator in Minnesota, George Edwards, and should compete immediately for playing time in multiple defensive packages.

TRANSACTION SUMMARY:

- 8/4/22:** Signed with Dallas as a free agent.
- 3/13/19:** Signed a five-year contract extension with Minnesota.
- 5/1/17:** Minnesota exercised the fifth-year option on his rookie contract.
- 5/8/14:** Drafted in the first round (ninth overall) by Minnesota.

2021 (Minnesota):

- Started all 11 games he appeared in, totaling 72 tackles, 2.5 sacks, three interceptions, two fumble recoveries and five passes defended.
- Inactive for opening four games of the season, starting against Detroit (10/10) and tallying four tackles in his return to the field.
- Notched six stops against Dallas (10/31), adding a fumble recovery and a pass breakup.
- Registered seven tackles and a career-high two interceptions against the LA Rams (12/26).

2020 (Minnesota):

- Started the first two games of the season before suffering a season-ending injury.
- Recorded six tackles in the season opener against Green Bay (9/13), before he was injured in Week 2 at Indianapolis (9/20) and placed on Reserve/Injured.

2019 (Minnesota):

- Started all 14 games played, finishing with 96 total tackles (72 solo) and tied his single-season career high with seven breakups.
- Made his 75th career start in his 75th career game at the N.Y. Giants (10/6), notching his second career interception and first career safety.
- Had eight tackles in the Wild Card win at New Orleans (1/5/20).
- Recorded the first postseason forced fumble and fumble recovery of his career in the Divisional Round at San Francisco (1/11/20) while also making eight tackles.

2018 (Minnesota):

- Named to his fourth-consecutive Pro Bowl, starting all 13 games he played and tallying 71 tackles, eight tackles for loss and 3.0 sacks.
- Inactive in Week 8 against New Orleans (10/28), snapping a streak of 41 consecutive regular season games started.
- Wrapped up 2.0 sacks against Miami (12/16), the first multi-sack game of his career.

2017 (Minnesota):

- Was a key cog to a defense that ranked first in both yards-per-game (275.9) and points allowed (15.8) in 2017 - the first time the Vikings had the No. 1 NFL defense since 1993 - totaling 98 tackles and starting all 16 games for the second straight season, earning his third straight Pro Bowl appearance.
- Snagged his second career interception - first in the playoffs - in the Vikings Divisional Round defeat of New Orleans (1/14/18), adding four tackles and a tackle for loss.

2016 (Minnesota):

- Earned his second Pro Bowl berth and totaled 91 tackles, four tackles for loss, 2.0 sacks, five breakups, one forced fumble and one fumble recovery while starting all 16 games for the first time in his career.
- Totaled a season-best 11 tackles, one tackle for loss and a sack at Carolina (9/25).

2015 (Minnesota):

- Started 14 games played and helped the Vikings defense rank fifth in scoring (18.9), earning his first Pro Bowl berth after tallying 80 tackles, 3.5 sacks, six tackles for loss, three forced fumbles, one interception and seven pass breakups.
- Had 12 tackles in Week 1 at San Francisco (9/14), then recorded his first career interception at Denver (10/4).
- In the NFC North-clinching win at Green Bay (1/3), tallied five stops, two tackles for loss, a sack and a pass breakup on Aaron Rodgers' last-second Hail Mary.
- Started the Wild Card playoff game against Seattle (1/10/16), recording four tackles.

2014 (Minnesota):

- Started all 12 games he played and ended the season ranked fourth on team with 99 tackles, sixth-most in Vikings history by a rookie.
- Named NFC Defensive Player of the Week at Tampa Bay (10/26), recording nine tackles, a sack, one forced fumble and one fumble recovery, while also scoring the game-winning touchdown in overtime on a 27-yard fumble return.

COLLEGE:

- Shifted to linebacker midway through his collegiate career after playing running back in his first two years, starting 37-of-51 career games and finishing sixth in UCLA history with 41.5 tackles for loss and tied for sixth all-time with 23.5 sacks.
- UCLA defensive MVP, team captain and a finalist for Butkus, Lombardi and Bednarik Awards as a senior, starting all 13 games in 2013 and recording 65 tackles, 20 tackles for loss, 10.0 sacks and five forced fumbles.
- Started at outside linebacker in all 14 games in 2012 and was named second-team All-America and first-team All-Pac 12, leading the team with 13.5 sacks and 21.5 tackles for loss while also finishing second on the team with 83 tackles.
- Appeared in 12 games with seven starts at running back and also saw action on special teams as a sophomore in 2011.
- Saw action in all 12 games with four starts as a freshman running back in 2010, earning the team rookie of the year award.

PERSONAL:

- Rated the No. 5 athlete by Rivals.com despite missing his senior season with an ankle injury and played for Loyola High School in Los Angeles, Calif.
- As a junior, he earned first-team All-State Underclass honors after rushing for 1,890 yards and 20 touchdowns.
- Father, Tony Brooks, was a fourth-round draft pick as a running back by the Philadelphia Eagles in 1992 out of Notre Dame, and he has three uncles who also played in the NFL.

BARR'S NFL TOTALS

Year Team	GP-GS	DEFENSE								INTERCEPTIONS					FUMBLES REC				
		ST	AT	TT	Sks-Yds	Tk/Ls	QB Prs	PBU	FF	No	Yds	Avg	Lg	TD	No	Yds	Avg	Lg	TD
2014 Minnesota	12-12	72	27	- 99	4.0(-23)	4(-7)	13	3	2	0	0	0.0	0	0	3	29	9.7	27t	1
2015 Minnesota	14-14	61	19	- 80	3.5(-20)	4(-15)	12	7	3	1	32	32.0	32	0	0	0	0.0	0	0
2016 Minnesota	16-16	61	30	- 91	2.0(-15)	3(-5)	20	5	1	0	0	0.0	0	0	1	0	0.0	0	0
2017 Minnesota	16-16	75	23	- 98	1.0(-11)	8(-22)	4	6	0	0	0	0.0	0	0	0	0	0.0	0	0
2018 Minnesota	13-13	48	23	- 71	3.0(-22)	5(-12)	13	2	1	0	0	0.0	0	0	0	0	0.0	0	0
2019 Minnesota	14-12	72	24	- 96	1.5(-13)	5(-11)	16	7	1	1	2	2.0	2	0	1	19	19.0	19	0
2020 Minnesota	2-2	6	0	- 6	0.0(0)	0(0)	0	0	0	0	0	0.0	0	0	0	0	0.0	0	0
2021 Minnesota	11-11	38	34	- 72	2.5(-17)	2(-3)	6	5	0	3	11	3.7	8	0	2	0	0.0	0	0
Totals	98-98	425	188	- 613	17.5(-121)	31(-75)	84	35	8	5	45	9.0	32	0	7	48	6.9	27t	1
Playoffs																			
2015 Minnesota	1-1	4	1	- 5	0.0(0)	0(0)	1	0	0	0	0	0.0	0	0	0	0	0.0	0	0
2017 Minnesota	2-2	4	3	- 7	0.0(0)	1(-1)	1	1	0	1	18	18.0	18	0	0	0	0.0	0	0
2019 Minnesota	2-2	13	3	- 16	0.0(0)	1(-1)	0	0	1	0	0	0.0	0	0	1	0	0.0	0	0
Totals	5-5	21	7	- 28	0.0(0)	2(-2)	2	1	1	1	18	18.0	18	0	1	0	0.0	0	0

BARR'S SACKS BY QUARTERBACK (17.5 total)

Matt Ryan	3.0	Robert Griffin III	1.0
Justin Fields	2.0	Cam Newton	1.0
Ryan Tannehill	2.0	Philip Rivers	1.0
Matt Stafford	1.5	Aaron Rodgers	1.0
Drew Brees	1.0	Russell Wilson	1.0
Joe Flacco	1.0	Sam Darnold	0.5
Mike Glennon	1.0	Dwayne Haskins	0.5

SINGLE-GAME HIGHS

Total Tackles – 13 vs. Baltimore, 10/22/17
Playoffs – 8, twice, last at San Francisco, 1/11/20

Solo Tackles – 10, three times, last vs. Baltimore, 10/22/17
Playoffs – 7 at New Orleans, 1/5/20


Sacks – 2.0 vs. Miami, 12/16/18

Forced Fumble – 2 at Atlanta, 11/29/15
Playoffs – 1 at San Francisco, 1/11/20

BRETT MAHER

19 • Kicker

6-0 • 190 • 11/21/89
Nebraska • FA-22
NFL: 4th Year • Cowboys: 3rd Year
Games/Starts: 2021-0/0; Career-0/0
Postseason: 2021-0/0; Career-0/0



PRO: The Dallas Cowboys brought in a familiar face to provide training camp competition to Lirim Hajrullahu when they signed Brett Maher on Aug. 9. Maher, who kicked for Dallas from 2018-19, spent the 2021 season with the New Orleans Saints, where he made 16-of-18 field goal attempts for a career-high 88.9% field goal percentage. In two seasons with the Cowboys, Maher made 49-of-66 field goals (74.2%) and holds the club record for the longest made field goal, a 63-yarder against Philadelphia (10/20/19). Following his departure from Dallas toward the end of the 2019 season, Maher spent time with four other teams in 2020 - the N.Y. Jets, Washington, Houston and Arizona - before landing in New Orleans at the beginning of 2021. He was released two weeks into the season before signing to the Saints practice squad and being activated for the final eight games of the season.

TRANSACTION SUMMARY:

- 8/9/22:** Signed with Dallas as a free agent.
- 2/22/22:** Waived by New Orleans.
- 8/10/21:** Signed with New Orleans, released (8/21), signed to the Saints practice squad (11/16) and activated (11/19).
- 1/5/21:** Signed with Arizona as a Future and released (3/20).
- 10/12/20:** Signed to Houston's practice squad, waived (12/14) and signed to Arizona's practice squad (12/25).
- 9/10/20:** Signed to Washington's practice squad and waived (9/30).
- 12/9/19:** Waived by Dallas, signed with the N.Y. Jets as a Future (12/31) and released (8/31/20).
- 4/4/18:** Signed with Dallas.
- 3/20/17:** Signed with Cleveland and released (5/2).
- 8/27/13:** Waived by Dallas.
- 5/12/13:** Signed with the N.Y. Jets as a rookie free agent, released (7/23) and signed with Dallas (8/11).

2021 (Arizona/New Orleans):

- Signed a Futures contract with Arizona following the 2020 season and was released in March.
- Signed with the New Orleans Saints in the middle of training camp in 2021 before he was released.
- Signed to the Saints practice squad in mid-November and was activated for the final eight games of the season, where he made 16-of-18 field goal attempts for a career-best 88.9 field goal percentage. Also converted 10-of-12 PATs on the year.
- Knocked down all three field goal attempts at Tampa Bay (12/19) as he was the only person to score in the 9-0 win. Tied his season-long with a 42-yard field goal while two of his four kickoffs went for touchbacks.
- Registered a season-high four field goals on four attempts against Carolina (1/2/22), but missed his lone PAT try.

2020 (N.Y. Jets/Washington/Houston/Arizona):

- Signed a Futures contract with the N.Y. Jets following the 2019 season and was released following training camp.
- Spent the rest of the season on the practice squads of the Washington Commanders, Houston Texans and Arizona Cardinals.

2019 (Dallas):

- Played in 13 games, making 20-of-30 field goals (66.7%) and all 36 of his extra points, before he was released after the Week 14 game at Chicago. Had touchbacks on 55.4% of his kickoffs while allowing an average of 21.4 yards-per-return.

- Attempted and made a career-high five PATs while forcing a touchback on four-of-six kickoffs in the win against the N.Y. Giants (9/8).
- Went three-of-four on field goals at the N.Y. Jets (10/13) while tying his former record for the longest field goal in Cowboys history, a 62-yarder at the end of the first half.
- Named NFC Special Teams Player of the Week after connecting on a 63-yard field goal against Philadelphia (10/20) - longest in franchise history and tied for the third-longest in NFL history - to close out the first half. Became the first player in NFL history with three field goals from 60-plus yards and the first to make a 60-yard field goal in consecutive games. Was true on all three field goals and four PATs in the win.
- Was three-of-four on field goals at New England (11/24) for his ninth career game with at least three made field goals - good for fifth-most in team history - fourth such game of the season.

2018 (Dallas):

- Played in all 16 games and was true on 29-of-36 field goals (80.6), including a club-record 62-yarder, 32-of-33 PATs and had touchbacks on 67.5% of his kickoffs while allowing an average of 26.5 yards-per-return.
- Made his NFL debut in the opener at Carolina (9/9) and missed his first career field goal attempt (47 yards).
- Converted his first career field goals (37 and 29) and his first career PATs (two) in the home opener against the N.Y. Giants (9/16).
- Had his first make from 50 yards (50), along with a 35-yarder and his lone PAT try at Seattle (9/23).
- Earned NFC Special Teams Player of the Week against Detroit (9/30) after hitting all four field goals (32,43,22,38) with the 38-yarder coming as time expired to give Dallas the comeback win.
- Had his second game-winner of the season, hitting a 42-yarder with 0:00 on the clock at Atlanta (11/18).
- Hit a 62-yard field goal (tied for ninth-longest in NFL history) in the game against Philadelphia (12/9). Also had his first career special teams tackle (an assist).
- Named NFC Special Teams Player of the Week for his performance against Tampa Bay (12/23), drilling a 59-yarder (second in his career and team history), along with a 20-yarder and two PATs.

2017 (Cleveland):

- Was briefly with Cleveland but was released following the NFL Draft and spent the year out of football.

2016 (CFL):

- Made 41-of-50 field goal attempts and averaged 45.9 yards-per-punt for the Hamilton Tiger Cats.

2015 (CFL):

- Suffered a hip injury and missed all but four games for Ottawa in 2015.

2014 (CFL):

- Played in the preseason for the Winnipeg Blue Bombers but was released prior to the start of the season.
- Signed with Ottawa, and was named the CFL's Special Teams Player of the Week after going six-of-six on field goals.

2013 (N.Y. Jets/Dallas):

- Signed with the N.Y. Jets as an undrafted free agent but was released prior to the start of camp.
- Went to training camp with the Cowboys, was released and spent 2013 out of football.

COLLEGE:

- Finished his Nebraska career connecting on 39-of-50 field goals (78.0%) with 219 points, while booting 120 punts for a 43.2-yard average and dropping 43 inside the 20-yard line.
- As a senior in 2012 went 20-of-27 on field goals and punted 61 times for a 41.8-yard average with 18 inside the 20-yard line and a long of 69 yards.
- In 2011 became the first Big Ten specialist to be named the All-Conference kicker and punter in the same year since 2001, connecting on 19-of-23 field goals and averaging 44.5 yards-per-punt, the sixth-highest single-season average in school history.

PERSONAL:

- Earned first-team all-state honors at Kearney, Neb., High School, making eight-of-14 field goals and averaging 41.2 yards-per-punt as a senior, while also playing wide receiver and recording 775 receiving yards with 10 touchdowns.
- Majored in secondary education-mathematics at Nebraska.
- Has a wife, Jenna, and two daughters, Maela and Laekyn.

COMMUNITY:

- 2018-19 Dallas Cowboys U High School Camp.
- 2019 Dallas Cowboys Draft Day/Fan Appreciation Party.
- 2019 Celebrity Chef, Taste of the Cowboys Youth Cooking Challenge.
- Annual Team Holiday Hospital Visits.
- Kickoff Luncheon and Dallas Cowboys Family Cookbook benefiting Happy Hill Farm.
- Make-A-Wish Foundation of North Texas.
- Salvation Army Angel Tree Christmas Program.

MAHER'S NFL TOTALS

Year Team	GP-GS	SCORING									
		FGM	FGA	Pct	Long	Blk	XP	XPA	Pct	Blk	Points
2018 Dallas	16-0	29	36	80.6	62	1	32	33	96.6	0	119
2019 Dallas	13-0	20	30	66.7	63	1	36	36	100.0	0	96
2021 New Orleans	8-0	16	18	88.9	42	0	10	12	83.3	0	58
Totals	37-0	65	84	77.4	63	2	78	81	96.3	0	273
Playoffs											
2018 Dallas	2-0	1	2	50.0	39	2	5	5	100.0	0	8
Year Team	GP-GS	FIELD GOAL ACCURACY									
		10-19	Pct	20-29	Pct	30-39	Pct	40-49	Pct	50+	Pct
2018 Dallas	16-0	0-0	0.0	10-10	100.0	6-8	75.0	7-11	63.6	6-7	85.7
2019 Dallas	13-0	0-0	0.0	9-9	100.0	6-8	75.0	1-5	20.0	4-8	50.0
2021 New Orleans	8-0	0-0	0.0	4-4	100.0	8-9	88.9	4-4	100.0	0-1	0.0
Totals	37-0	0-0	0.0	23-23	100.0	20-25	80.0	12-20	60.0	10-16	62.5
Playoffs											
2018 Dallas	2-0	0-0	0.0	0-0	0.0	1-1	100.0	0-0	0.0	0-1	0.0

SINGLE-GAME HIGHS

- Long Field Goal** – 62 vs. Philadelphia, 12/9/18
- Field Goals Made** – 4 vs. Detroit, 9/30/18 and vs. Jacksonville, 10/14/18
- Field Goals Attempted** – 4 vs. Detroit, 9/30/16, vs. Jacksonville, 10/14/18 and vs. Philadelphia, 12/9/18
- PATs Made** – 4 vs. Jacksonville, 10/14/18 and vs. Washington, 11/22/18

KAVONTAE TURPIN

Wide Receiver

5-7 • 158 • 8/2/96
TCU • FA-'22
NFL: Rookie • Cowboys: Rookie
Games/Starts: 2021-0/0; Career-0/0
Postseason: 2021-0/0; Career-0/0



TRANSACTION SUMMARY:

7/28/22: Signed with Dallas as a free agent.

2022 (USFL):

- Earned USFL Most Valuable Player honors in the inaugural season of the league's re-launch, leading the New Jersey Generals and the league in receiving yards (540) and yards after the catch (316) on 44 receptions with four receiving scores. Added a punt return for a touchdown and a league-best 15.3 yards-per-return.

COLLEGE:

- Was dismissed from the TCU football team in October 2018 after playing in seven games and recording 410 receiving yards and 487 return yards.
- Played in all 14 games with three starts in 2017 and was named first-team All-Big 12 as an all-purpose player, finishing the year with 41 catches for 394 receiving yards, 86 rushing yards and 722 return yards for a total of 1,202 all-purpose yards. Also became the only player in the nation in 2017 with a touchdown by passing, rushing, receiving, punt return and kick return in the same season.
- Played in eight games with two starts in 2016, finishing the season with 986 all-purpose yards and 123.2 all purpose yards-per-game to lead the team. Was named honorable-mention Big 12 Special Teams Player of the Year, recording 17 kick returns for 482 yards (28.4) and had 10 punt returns for 125 yards (12.5).
- In 2015 as a freshman, saw action in all 13 games with five starts, earning honorable mention All-Big 12 honors as a return specialist after recording 17 punt returns for 181 yards with a score and 27 kick returns for a 27.0-yard average. Added 45 catches for 649 yards and eight scoring grabs, while tallying 20 carries for 116 yards.

PERSONAL:

- All-state and first-team All-Northeast Louisiana as a senior at Neville High School in Monroe, La., totaling 1,928 all-purpose yards - 904 rushing and 724 receiving - and 29 touchdowns.