

2025

★ ★ DALLAS COWBOYS ★ ★

MEDIA GUIDE



FINGERTIP INFORMATION

OFFICE ADDRESS

The Dallas Cowboys World
Corporate Headquarters at The Star in Frisco
1 Cowboys Way,
Suite 100
Frisco, TX 75034
Executive Office 972/497-4900
Fax 972/497-4304
Public Relations Department 972/497-4959

COWBOYS TICKET OFFICE

AT&T Stadium
1 AT&T Way
Arlington, Texas 76011
Ticket Office 817/892-5000

Tickets:

Dallas Cowboys tickets can be purchased by visiting
www.dallascowboys.com/tickets



HOME FIELD

AT&T Stadium (Capacity up to 100,000)

Helmet/Blue Jersey

Silver (PMS 8240)
Blue (PMS 282)

White Jersey

Royal Blue (PMS 661)
Silver-Green (PMS 8280)

2025 TRAINING CAMP

OXNARD, CALIFORNIA

July 22 - August 13
Staybridge Suites, Oxnard River Ridge
2101 Vineyard Ave.
Oxnard, CA 93036
805/278-2200

FRISCO, TEXAS

August 19 - August 20
Ford Center at The Star
One Cowboys Way
Frisco, TX 75034
972/497-4900

PHONE NUMBERS:

Public Relations 972/497-4959

Photos: Marco Garcia/Associated Press, Getty Images, Kelly Alexander, Logan Bowles, Doug Eaton, Ted Gangi, Richie Humphries, Jeremiah Jhass, Layne Murdoch, James D. Smith, Paul Spinelli, Corey Wernecke, Callena Williams, Alabama, Boston College, Clemson, East Carolina, Florida, Maryland, Oregon, Texas, UCLA.

Staff Directory.....	2
EXECUTIVE	
Jones, Jerry.....	8
Jones, Stephen.....	16
Jones, Charlotte.....	18
Jones Jr., Jerry.....	19
STAFF	
Schottenheimer, Brian.....	22
Coaching Staff.....	23
Football Operations/Administration.....	41
Player Personnel.....	44
Football Staff.....	53
A Championship Tradition.....	58
PLAYERS	
Biographies, Veterans.....	60
Biographies, 2025 Draft Picks.....	177
Biographies, Rookies and First-Year Players.....	185
Rosters	
2025 Rookies and First-Year Free Agents.....	192
2025 Veterans.....	193
All-Time, Coaches.....	194
All-Time, Alphabetical.....	196
All-Time, Numerical.....	204
All-Time Honors.....	212
All-Time Draft by College.....	221
All-Time Draft (1960-2025).....	222
Free Agency.....	234
2024 SEASON	
Statistics	
Offense.....	238
Defense and Special Teams.....	239
Preseason.....	240
Team Game-by-Game.....	241
Individual Game-by-Game.....	243
RECORDS	
All-Time Statistical Leaders.....	254
Team Statistics by Year.....	257
Statistical Leaders by Year.....	261
Individual Records.....	270
Team Records.....	281
Largest Margin of Victory/Defeat.....	290
Record Temperatures.....	290
Longest Plays.....	291
Big Days.....	292
PLAYOFF RECORDS	
Playoff History.....	296
All-Time Statistical Leaders.....	298
Individual Records.....	300
Team Records.....	304
Longest Plays.....	307
Big Days.....	308
HISTORY	
All-Time Season Results.....	310
Year-by-Year Results and Coaching Records.....	375
Opponents.....	376
Attendance.....	385
Cowboys on Thanksgiving Day.....	386
Cowboys During the Week.....	387
Preseason Record.....	389
Cowboys Indoors.....	390
AT&T Stadium Record.....	390
Overtime Games.....	391
Hall of Fame.....	394
Ring of Honor.....	416
Historical Highlights.....	422
SIDELINES	
The Stadiums.....	442
AT&T Stadium Timeline.....	447
The Star.....	452
Training Camp.....	454
Cowboys Digital.....	455
Cowboys on Radio.....	456
Cowboys on Television.....	457
Cheerleaders.....	458
Rhythm & Blue.....	459
Community Outreach.....	460

Dallas Cowboys Club Directory

EXECUTIVE

Jerry Jones, Owner, President and General Manager
Maddie Matthews, Executive Assistant to Owner, President and General Manager
Emily Gvozdenovic, Administrative Assistant Support
Stephen Jones, Co-Owner/Chief Operating Officer
Shelby Peak, Executive Assistant to the Co-Owner/Chief Operating Officer
Charlotte Jones, Co-Owner/Chief Brand Officer
Susan Addington, Executive Assistant to the Chief Brand Officer/Co-Owner
Mickey Miles, Administrative Assistant Support
Jerry Jones, Jr., Co-Owner/Chief Sales and Marketing Officer
Erin Boyd, Executive Assistant to the Co-Owner/Chief Sales and Marketing Officer
Chad Estis, Executive Vice President of Business Operations

LEGAL

Jason Cohen, General Counsel
Kaleisha Stuart, Deputy General Counsel
Stephanie Galvin, Senior Associate Counsel
Katie Leach, Associate Counsel
Megan Bennett, Senior Paralegal
Miroslava Tixi, Senior Paralegal
Lisa Forrester-Darden, Executive Assistant, Legal & Accounting

COACHING STAFF

Brian Schottenheimer, Head Coach
Laura Fryar, Executive Assistant to Head Coach
Klayton Adams, Offensive Coordinator
Junior Adams, Wide Receivers
Bryan Bing, Assistant Defensive Line
Dave Borgonzi, Linebackers
Ramon Chinyoung, Assistant Offensive Line/Quality Control
JJ Clark, Defensive Assistant/Quality Control
Andre Curtis, Defensive Pass Game Coordinator/Safeties
Ken Dorsey, Senior Advisor/Offense
Matt Eberflus, Defensive Coordinator
Ryan Feder, Game Management Coordinator
Derrick Foster, Running Backs
Dele Harding, Quarterbacks Fellowship
Harold Nash, Strength and Conditioning Coordinator
David Overstreet II, Secondary/Corners
Carlos Polk, Assistant Special Teams
Conor Riley, Offensive Line
Steve Shimko, Quarterbacks
Tanzel Smart, Defensive Assistant/Quality Control
Cedric Smith, Assistant Strength and Conditioning
Kendall Smith, Assistant Strength and Conditioning
Nick Sorensen, Special Teams Coordinator
Darian Thompson, Secondary/Nickel Backs
Tiquan Underwood, Asst. Wide Receivers/Quality Control
Lunda Wells, Tight Ends
Aaron Whitecotton, Defensive Line

MEDICAL

Jim Maurer, Head Athletic Trainer
Britt Brown, Associate Athletic Trainer/Director of Rehabilitation
Greg Gaither, Assistant Athletic Trainer
Justin Howe, Physical Therapist/Asst. Athletic Trainer
Hanson Yang, Physical Therapist/Asst. Athletic Trainer
Connor Albanese, Graduate Assistant
Nathaniel Benjamin, Graduate Assistant
Chase Keeler, Graduate Assistant
Dr. Andrew Clavenna, Team Physician
Dr. Dan Cooper, Team Physician
Dr. Robert Fowler, Team Physician
Dr. William Hotchkiss, Team Physician
Dr. Mark Muller, Team Physician

EQUIPMENT

Mike McCord, Equipment Director
Bucky Buchanan, Equipment Manager
Dylan Keane, Assistant Equipment Manager

VIDEO

Mike Maples, Director of Video
Sam Cromley, Assistant Director of Video
Eli Cantu, Football Systems Engineer
Simeon Jones, Video Assistant
Brad Sternberg, Manager, Video Database Systems

PLAYER PERSONNEL

Will McClay, Vice President Player Personnel
Mitch LaPoint, Director of College Scouting
Alex Loomis, Director of Pro Scouting
Chris Vaughn, Assistant Director of College Scouting
Terry Gray, Pro Scouting Coordinator
Chris Hall, College Scouting Coordinator
Keith O'Quinn, Director of Advance Scouting/Pro Scout
Shy Anderson Jr., Pro/College Scout
Josh Brent, Pro/College Scout
JT Dooley, Pro/College Scout
Eric Ellingworth, Area Scout, Southeast
Sam Garza, Area Scout, Mid-South
Klein Kubiak, National Scout/Special Projects
Brett Maxie, Area Scout, Mid-States
Henry Sroka, Pro and College Scout
Justin Stucky, Area Scout, Atlantic
Bo Taliaferro, Area Scout, Northeast
Ross Wuensche, National Scout
Elton Faggett, iOS Developer
Rich Behm, Scouting Video Coordinator
Jessica Gaffney, Personnel Administrative Coordinator
Kane Doyle-Durde, Scouting Assistant

FOOTBALL OPERATIONS

Todd Williams, Vice President of Football Operations and Administration
Tyler Boyles, Chief of Staff, Coaching
Craig Glieber, Director of Team Travel and Logistics
Jason McKay, Director of Football Administration and Technology
Adam Prasifka, Senior Director of Salary Cap/Player Contracts
Scott Sehner, Director of Sports Performance
Claire Gilbert, Performance Dietitian
Braylon Tatum, Sport Science
Brooke Jones, Coordinator, Football Operations & Administration

STRATEGIC FOOTBALL OPERATIONS

John Park, Director of Strategic Football Operations
William Britt, Strategic Football Analyst
Max Lyons, Strategic Football Data Engineer
Sarah Mallepalle, Sr. Strategic Football Analyst
Jennifer Johnson, Director of Football Technology Solutions
Jack Hoving, Football Operations Software Developer
Daniel Markland, Football Operations Software Developer

PLAYER DEVELOPMENT

Bryan Wansley, Director of Player Development
Dr. Heather Twedell, Mental Health and Wellness Consultant
Cable Johnson, Director of Team Security
Clayton Brock, Football Operations Assistant
Robert Nash Jr., Football Operations Assistant
Daniel Quiñones, Football Operations Assistant

COMMUNICATIONS/PUBLIC RELATIONS

Tad Carper, Senior Vice President of Communications
Scott Agulnek, Director of Football Communications
David Abbruzese, Public Relations Manager
Jordan Van Dootting, Corporate Communications Manager
Bronte Hermesmeier, Public Relations Coordinator
Jessica Jones-Donnell, Communications Associate
Kalie Smith, Public Relations Intern

HUMAN RESOURCES

Heidi Weingartner, Chief Human Resources Officer
Sharese Crow, Director of Human Resources & DEI Lead
Joyce Jenkins, Director of Human Resources
Jackson Holmes, Human Resources Generalist

Alex Schoepf, Human Resources Generalist
Netanya Stone, Human Resources and HRIS Coordinator

CORPORATE PARTNERSHIPS

Jacob Stone, Senior Vice President, Corporate Partnerships
Brad Burlingame, Senior Director Corporate Partnerships Sales

Stephanie Gaytan Stephan, Senior Manager, Corporate Partnerships Sales

John Stephen Jones, Manager, Corporate Partnerships Sales

Nate Reilly, Senior Director, Corporate Partnership Strategy
Katie Stucky, Vice President, Corporate Partnership Marketing and Operations

Marshall Williams, Manager, Corporate Partnerships Sales
Rolla Bradley, Director, Corporate Partnerships Marketing
Alex Burris, Social Media Coordinator, Corporate Partnerships
Lacey Crump, Manager, Corporate Partnerships, Business Operations

Aaron Kastner, Director, Corporate Partnerships Marketing
Kevin Murphy, Senior Manager, Corporate Partnership Business Operations

Ally Wilker, Senior Manager, Corporate Partnerships Operations
Evan Garlock, Senior Manager, Corporate Partnerships Marketing

Kiley Hession, Manager, Corporate Partnerships Marketing
Lauren Ibsen, Manager, Corporate Partnerships Marketing
Lake Hoard, Coordinator, Corporate Partnerships Marketing
Brett Jeffares, Coordinator, Corporate Partnerships Marketing

Ryder Kell, Manager, Corporate Partnerships Marketing
Lori Lopez, Coordinator, Corporate Partnerships Operations
Alison Ramirez, Manager, Corporate Partnerships Marketing
Carly Stephens, Manager, Corporate Partnerships Marketing
Nathan Taylor, Coordinator, Corporate Partnerships Marketing

Luke Unverferth, Coordinator, Corporate Partnerships Marketing

NEW BUSINESS DEVELOPMENT

John Hickman, Vice President of Business Development
Jeff Watrous, Senior Manager, New Business Development/Mobile Marketing

Chloe Burk, Mobile Marketing/New Business Development Coordinator

John Youngblood, Luxury Bus Operations-Scheduler

THE STAR OPERATIONS

Brian Bethea, General Manager
Michael Archibeque, Senior Manager, Security and Parking
Jonathon Jackson, Mailroom Operations Manager

Michael Poole, Director of Operations

Allen Reed, Field Operations Manager

Jace Coppoc, Field Operations Assistant

Kyle Edwards, Administrative Assistant

Matt Fields, Senior AV Broadcast Technician

Ivan Garcia, Mailroom Assistant

David Littlehale, Broadcast Technician

Chris Lozano, Coordinator-Security & Parking

Mario Perez, AV Broadcast Coordinator

James Stocum, Senior Event Manager

Christian Tezaguic, Mailroom Assistant

Scott Arnold, Facility Coordinator

Kelsey Hodges, Senior Event Coordinator

Mark Jerls, Maintenance and Engineering Manager

Greg Nichols, Dock Master

Paige Peichel, Event Operations Coordinator

Miguel Estrada, Maintenance Technician

Giancarlo Flores, Maintenance Technician

Rob Rivera, Maintenance Technician

Nikolai Wilkinson, Maintenance Technician

INFORMATION TECHNOLOGY

Matt Messick, Chief Information Officer

Eric Green, Senior Director of Technology Solutions

Jered McNeil, Senior Director of Enterprise Infrastructure

Ben Barnes, Senior Manager, IT Enterprise Support

Kristen Boydston, Director, Service Management and Strategy

Andy Johnson, Infrastructure Manager
Raymond King, Director of Information Security
Ryan Lenocker, Manager, Digital Signage & IT Event Operations

Evan Scates, Enterprise Systems Manager

Morgan Arrington, BI Analyst

Kaitlin Barker, IT Project Manager

Eric Baxter, Senior Systems Administrator

Chris Benjamin, Senior Manager, IT Applications

Tiffany Childs, Enterprise Support Site Lead

Chelsea Garcia, Coordinator, Digital Signage

Les Gaylor, IT Security Manager

Brad Hunter, Senior Systems Engineer

Carson Johnson, Digital Signage Production Artist

Renee LeClair, Project Manager, IT

Michael O'Keefe, AX Systems Manager

Brian Peacock, Senior Systems Administrator

Nick Rhoades, System Administrator

Melanie Sengpheth, Lead - IT Event Logistics

Charles Shuford, Senior Network Architect

Erik Sigler, Network Engineer

Floyd Truehill, Enterprise Support Site Lead

Romeo Tufan, Enterprise Support Site Lead

Taylor Williams, Systems Engineer

Clint Wise III, Senior Systems Engineer

Taylor Wolf, Project Manager, IT

Michelle Zapata, Team Lead-Digital Signage

Todd Allen, DynamicsAX Analyst

Navia Bernau, Desktop Support

Alex Campos, Enterprise Support

Jihun Choi, Desktop Support

Brittany Davis, Desktop Support

Brandon Johnson, Business Systems Engineer

Vinh Le, Cyber Security Analyst

Josh Montey, Enterprise Support

Deanna Munoz, Business Systems Engineer

Samir Patel, AX Developer

Amanda Thomas, ERP Analyst

Matt Thompson, Systems Architect/Developer

BRAND & MARKETING

Meredith Counce, Sr. Vice President of Brand and Marketing

Rob Sender, Senior Director of Brand and Marketing

Cory Miller, Senior Director, Event Presentation

Emily Cruz Robbins, Senior Director, Community

Relations & Alumni Affairs | Executive Director,

Gene & Jerry Jones Family Foundations

Kelli Finglass, Senior Director of Cheerleading

Michelle Hays, Director of Creative Services

Jason Koettel, Senior Director of Business Analytics

Haley Anderson, Special Projects Manager

Mark Baca, Graphic Designer

Justin Brumit, Event Presentation Manager

Aymé Carretero, Marketing Manager, DCM

Katherine Combs, Graphic Design Manager-Corporate

Partnerships

Maryssa De La Cerda, Visual Merchandiser

Dina Donley, Special Events Manager

Whitney Faulkner, Public and Community Relations

Programs Manager

Jose Garcia, Fan Growth Marketing Manager

Tony Harrison, Community Relations and Alumni Affairs

Manager

Jake Kelso, Senior Manager, Event Presentation

Danny McCray, Manager of Youth Football Development

Luke Napolitano, Manager, Business Analytics

Fallon O'Neill, Sr. Marketing Manager - The Star District

Hunter Renfro, Manager of Strategy and Insights,

Corporate Partnerships

Sala Shanley, Senior Marketing Manager

Katie Stevens, Sr. Manager, Event Presentation & Brand

Experience

Jonathan Thorn, Archivist

Judy Trammell, Head Choreographer

Michael Villareal, Graphic Designer

Corey Wernecke, Photographer

Sophia Cavaliere, Marketing Coordinator

Ben Drabik, Event Presentation Coordinator

Shota Hashimoto, Motion Graphics Designer
 Leigh King, Photography Assistant
 Daniela Palacios, Digital Marketing Coordinator
 Courtney Pedri, Administrative Assistant
 Shelly Roper-McCaslin, Special Projects Coordinator
 Adam Schultz, Content Production Coordinator
 Carson Thomas, Brand Programs Coordinator
 Nate Walsh, Event Presentation and Brand Experience Coordinator

Callena Williams, Graphic Designer
 Zenobia Winbush, Graphic Designer

MEDIA

Derek Eagleton, Senior Vice President of Media and Programming
 Kurt Daniels, Director of Publications
 Nick Eatman, Director of Editorial Content
 Drew Ferguson, Director, Creative Video
 Ambar Garcia De Camps, Spanish Content Manager
 Nikki Harrison, Director, Programming
 Brittany Johnson, Director of Social Media
 Jon Mensing, Director of Digital Products
 Scott Purcell, Director of Broadcasting
 Ted Barnett, Content Manager
 Douglas Barricklow, Production and Imaging Manager
 Thomas Blakey, Senior Cinematographer/Editor
 Kay Clark, Digital Media Analyst
 Jason Couch, Senior Cinematographer/Editor
 Cody Eastwood, Live Broadcast Producer
 Nicole Hutchison, Reporter/Producer/Writer
 Faska Ishiyama, Webmaster
 Matt Kent, Technical Manager
 Connor McMahon, Manager of Creative Video
 Roxanne Medina, Assistant Director of Broadcast
 Gyan Mehta, Social Media Analyst
 Brie Murray, Social Media Marketing Manager
 Mason Platt, Social Media Manager
 Jody Reimers, Creative Production Manager
 Josh Rodriguez, Digital Media Producer
 Patrik Walker, Beat Writer
 Tommy Yarrish, Beat Writer
 Kyle Youmans, Reporter/Producer/Writer
 Madison Aman, Editor/Videographer
 Paul Bastidas, TV-Production Assistant
 Chris Behm, Manager, Podcast Media Operations
 Zach Bush, Social Media Coordinator
 Kennedy Dendy, Social Media Marketing Coordinator
 Alexis Flores, Videographer
 Josh Gebhardt, Videographer
 Juliet Hill, Social Media Specialist
 Alex Lilley, Editor/Videographer
 Mariela Padilla, DCC Social Media Coordinator
 Kevin Timmons, Producer and Editor

ACCOUNTING

Tom Walker, Chief Financial Officer
 Dale Knox, Senior Vice President, Accounting
 Kyle McKissack, Controller, BSL
 George Mitchell, Senior Vice President
 Erica Proctor, Senior Treasury Manager
 Caitlin Smith, Assistant Controller, Non-Football
 Julie Vandergriff, Tax Director
 Cayla Cochenour, Senior Manager, Procurement
 Melissa Gleason, Senior Controller
 Tiffany Guzman, Travel Manager
 Tyler Sant, Controller, DCM
 Emily Teague, Assistant Controller, Non-Football
 Connie Toews, Senior Controller
 Adrian Berube, Accountant, BSL
 Liz Clark, Accounts Payables, DCM
 Alisha Cox, Senior Payroll Manager
 Malia Hales, Accounts Payables, DCM
 Michele Kennedy, Controller, DCF/ Stadium
 Stacey Lough, Assistant Controller, DCM
 Daniel Saldana, Senior Inventory Control Accountant
 Irene Shelby, Accounts Receivable Manager
 Kelly Templin, Staff Accountant
 Tom Woods, Senior Systems Manager
 Elizabeth Borgstead, Senior Staff Accountant
 Gwen Bugayong, Revenue Manager
 Debra Davis, Assistant Controller, DCF
 Tammy Dunaway, Senior Ticket Manager - Accounting
 Tara Foster, Credit Analyst
 Hayden Heard, Senior Accounting Systems Analyst
 Katie McClain, Assistant Controller
 Hunter Meyer, Payroll Clerk
 Brian Peck, Credit Analyst
 Nicolette Ricker, Payroll Manager
 Sherrie Rucker, Accounts Payables, DCM
 Alejandra Sanchez, Credit Analyst
 Gary Vest, Credit Analyst
 Sabrina Davis, Accounts Payable, Ford Center
 Rob Maiden, Accounts Payable, DCF
 Michael Matala, Senior Staff Accountant
 Ricki Sanders, Accounts Payable, AT&T Stadium

Dallas Cowboys Merchandising

Tim Burkhart, Chief Operating Officer
 Neil Wiseman, Senior Director of Merchandising

Raquel Burgess, Director of Sales
 Tevin Nguyen, Director of Operations



AT&T Stadium

OPERATIONS

Tod Martin, Stadium General Manager
Amy Foreman, Assistant General Manager, Events
Scott Woodrow, Assistant General Manager, Facilities
Susan Skaggs, Director of Civic Affairs
Andrew Allen, Senior Services Manager
James Brandhorst, Director of Engineering/Maintenance
TM Damato, Broadcast Technician
Steve Epperson, Director of Housekeeping
Royce Mitchell, Convector Manager
Dwin Towell, Director of Broadcast Engineering
Chris Valenzuela, Senior Event Manager
Brian Zumwalt, Director, Security & Parking
Derrick Barnes, Senior Manager, Mechanical
JJ Brown, Sr. Electrical/Piping Manager
Hannah Conlisk, Guest Services Coordinator
Andrew Crear, Senior Manager, Stadium Projects
Adam Dawson, Manager of Parking & 24 Hour Security Ops.
Gary French, Audio Engineer in Charge
Meagan Guy, Event Manager
Joe Hoffman, Event Operations Coordinator
Ibraheim Isa, Broadcast Technician
Glenn Kimberlin, Dock Master
Brian Pitts, Senior Safety Technician
Ryanne Rausch, Event Operations Coordinator
Sara Salvati, Manager, Security
Nick Van Nortwick, Manager, Security
Phillip Villareal, Broadcast Technician
Derrick Barnes, Conversion Coordinator
Trevor Buck, Field/Landscape Manager
Simon Escamilla, Maintenance Technician
Justin Kendrick, Refrigeration Manager
Mario Ortiz, Maintenance Technician
Martin Perez, Sr. Maintenance Technician
Alfredo Tapia, Security Coordinator
Dakota Simpson, Landscape Irrigation Tech
Gabe Ryan, Field/Landscape Technician
Lucia Cabrales, Administrative Support

EXECUTIVE

Doreen Nichols, Chief of Staff-Gene Jones' Office
Kimberly Carlos, Administrative Assistant Support
Susan Guzman, Accountant, Executive
Jazzmine Irvin, Administrative Assistant Support
Elisha Terry, Administrative Assistant Support
Alicia Wilson, Executive Assistant to Gene Jones

Legends Hospitality - The Star

EXECUTIVE

Monique Boyd, General Manager

TOURS OPERATIONS

Ben Mohundro, Tours Operations Manager
Matthew King, Operations Supervisor
Amy Repak, Tour Ambassador Supervisor

COWBOYS CLUB

Stacy Bowers, Vice President, Hospitality

FOOD AND BEVERAGE

Miguel Ruggiero, Warehouse Manager
Rudy Celestino, Warehouse Lead
Marc Pool, Warehouse Supervisor
Pete Lozano, Warehouse Supervisor
Juan Ocando, Warehouse Supervisor
Valeria Diaz, Warehouse Supervisor
Erich Williams, Warehouse Supervisor
Gregory Morillo, Director of Concessions
Elida Alvarez, Concessions Supervisor

TICKET/SUITE SALES AND SERVICE

Doug Dawson, Senior Vice President, Stadium Revenue
Lindsay Hodder, Senior Director, Premium and Ticket Service
Lucas Kalinec, Senior Director, Premium and Suite Sales
Kasey Mesa, Senior Director, Luxury Suites
Brittany Baerg, Coordinator, Suite Service
Hunter Bernays, Manager, Suite Rentals
Brett Dougherty, Senior Manager, Premium and Formation Sales
Ezra Emerson, Premium Sales Consultant
Jackie Ibarra, Director of Premium and Ticket Service
Jake Kelley, Premium Sales Consultant
Brittany Ewald, Coordinator, Suite Service
Kourtney Miller Spilker, Manager, Suite Services
Madison Mueller, Senior Service Coordinator
Eriza Muñoz, Suite Sales Consultant
Trevor Pond, Senior Premium Sales Consultant
Hannah Owens, Senior Premium Sales Consultant
Ashley Rains, Manager, Suite Sales
Grace Sexton, Administrator, Suite Service
Maria Varat, Senior Premium Sales Consultant
Leslie Yarbrough, Manager, Suite Sales
Lauren Byard, Service Coordinator
Kaydyn Davison, Service Coordinator
Yazmin Lopez, Senior Service Coordinator
Deja Talford, Service Coordinator
Maya Wilson, Service Coordinator

EVENT BOOKING

Delanie Foley, Vice President of Event Booking
Jennifer Surgalski, Senior Director, Strategic Project Development
Morgan McGlasson, Sales & Booking Coordinator/Executive Assistant
Carolyn Horn, Senior Manager of Event Booking

TICKET OFFICE

Ann Bihari, Senior Director, Ticket Operations
Carmen Rachal, Senior Manager, Ticket Operations
Tim Attel, Manager, Ticket Operations
Will Kassen, Manager, Suite Ticket Operations
Abraham Cerda, Event Specialist, Ticket Operations
Franklin Durham, Coordinator, Suite Tickets
Raymond Garcia, Event Specialist, Ticket Operations
Chris Rogers, Coordinator, Specialty Ticketing
Krishna Tuttle, Senior Event Specialist, Ticket Operations
Casey Yocom, Senior Ticket Systems Analyst, Ticket Operations

Andrew Larmer, Inventory Manager

Julia Mancuso, Beverage Manager
Cynthia Williams, Beverage Supervisor
Alexis Montgomery, Beverage Supervisor

CATERING AND SPECIAL EVENTS

Imani Ervins, Catering and Special Events Director
Chase Webb, Catering and Special Events Manager
Whitney Knight, Catering and Special Events Manager
Samantha March, Catering Manager
Naomi Butler, Catering and Special Events Coordinator
London Austin-Roark, Catering and Special Events Coordinator
Payton Cummings, Catering Coordinator
Kateryna Mikhailova, Banquet Director
Tatiana Paliokha, Banquet Manager
Indira Vivar, Banquet Supervisor
Natalia Gonzalez-Paz, Banquet Supervisor
Jose Martinez, Banquet Supervisor

STAFF

PLAYERS

2024 SEASON

RECORDS

PLAYOFF
RECORDS

HISTORY

SIDELINES

CULINARY

Andrew Trollinger, Executive Chef
 Justin Allen, Chef de Cuisine
 Miguel Sanchez, Sous Chef
 William Ramirez, Banquets Chef
 Ashleigh Wright, Pastry Chef
 Breanna Lundell, Pastry Supervisor
 Carmen Nava, Culinary Supervisor
 Nyx Goen, Culinary Supervisor
 Juan Carlos Figueroa, Culinary Supervisor
 Tatiana Inamoto, Office Clerk
 Olga Urdaneta, FOH Operations Manager
 Richard Farias, Stewarding Supervisor
 Evelyn Suarez, Stewarding Supervisor

FINANCE

Anil Kukreja, Senior Finance Manager
 Teresa Porche, Accountant
 Estefany Suarez, AP Specialist
 Jesse Garza, AP Specialist

HUMAN RESOURCES

Valery Barbosa, Human Resources Generalist

SALES

Kristi Barick, Sales Director
 Amanda Gottlieb, Catering/Special Events Manager
 Abby Pera, Catering/Special Events Manager
 Greer Koonce, Catering/Special Events Manager
 Haley O'Hanna, Senior Account Executive

Legends Hospitality - AT&T Stadium**EXECUTIVE**

CT Nice, Senior Vice President, Hospitality
 Sheila Redmond, Office Manager

MERCHANDISE

Donald Doolin, Director of Merchandise
 Maddie Ballengee, Assistant Director of Merchandise
 Wes Hunt, Pro Shop Manager
 Lynda Vu, Pro Shop Assistant Manager
 Jannette Duarte, Retail Operations Manager
 Perry Hill, Merchandise Warehouse Manager

TOUR OPERATIONS

Kyle Zdunkewicz, Director of Tour Operations
 Andrew Byrd, Tour Operations Manager
 Kelsey Ben, Assistant Tour Operations Manager
 Michael Pratt, Tour Operations Coordinator
 David Amori, Tour Operations Coordinator

FOOD & BEVERAGE

George Wasai, Vice President of Food and Beverage
 Alys Dill, Food and Beverage Manager
 Frank Jimenez, Food and Beverage Manager
 Cindy Korfanty, Food and Beverage Manager
 Anna Vergara, Food and Beverage Manager
 Adam Welch, Senior Food and Beverage Manager
 Junior Zamora, Food and Beverage Manager
 Heather Fuller, Concessions Sous Chef
 Chris Michael, Concessions Culinary Supervisor
 Jessica Martinez, Non-Profit Organization Coordinator
 Alizabeth Tibbits, Concessions Coordinator

CATERING AND SPECIAL EVENTS

Kwanjai Burgess, Director of Catering and Special Events
 Kala Wofford, Senior Catering Events Operations Manager
 Elizabeth-Ann Beaty, Catering and Special Events Manager
 Taylor Hinton, Asst. Catering and Special Events Manager
 Andres Barrera, Director of Premium and Banquet Operations
 Caro Maturino, Banquet Manager

SUITES

Jeannie Sprufers, Director of Suites Service
 Adrian Crayton, Assistant Director of Suites Service
 Sarah Figueroa, Senior Suites Service Manager
 Katie Glover, Suites Staffing Manager
 Dechaun Lee, Suites Operations Supervisor
 Rufus Cummings, Suites Associate
 Zerrick Vriseno, Suites Associate
 Victoria Martinez, Suites Coordinator

CULINARY

Marcelo Vasquez, Executive Chef
 Christian Marentes-Sanchez, Executive Sous Chef
 Marcello Guevara, Executive Pastry Chef
 Chris Swanson, Sous Chef
 Andres Meraz, Suites Sous Chef
 Francisco Verduzco, Sous Chef
 Meghan Moloughney, Pastry Sous Chef
 JP Marquez, Purchasing and Receiving Manager
 Simon Borja, Executive Steward
 Rose Ozuna, Culinary Administrative Assistant

FINANCE

Ralph Verdeschi, Vice President of Finance, Hospitality
 Te'Neal Logan, Finance Manager
 Leslie Walker, Payroll Manager
 Nikki Sheppard, Accounting Manager
 Whitleigh Simmons, Accounting Specialist
 Katherine Vega Ochoa, Accounting Specialist

INFORMATION TECHNOLOGY

Byron Sharp, IT Manager
 Mason Cano, Venue Technology Supervisor

CUSTOMER SERVICE

JT Sherrer, Regional Employee Experience Manager

HUMAN RESOURCES

Jackie Polenz, Director of Human Resources
 Jharen Rosborough, Human Resources Generalist

SALES

Kristi Barick, Director of Sales and Special Events
 Amanda Briggs, Special Events Sales Manager
 Sierra Butler, Special Events Sales Manager
 Dexia Smith, Special Events Sales Manager
 Nick Ackels, Group Sales Manager
 Joseph Chapa, Group Sales, Account Executive
 Bohn Crain, Group Sales Account Executive
 Enzo Cuenca, Group Sales Account Executive
 Ryan Fields, Group Sales Account Executive
 Brian Gregoire, Group Sales Account Executive
 Madeline Hunter, Group Sales Account Executive
 Michael James, Group Sales Account Executive
 Noah Love, Group Sales Account Executive
 Dalton Phillips, Group Sales Account Executive
 Luke Splain, Group Sales Account Executive
 Sierra Jones, Trade Sales Specialist

EXECUTIVE



★ ★ **JERRY JONES** ★ ★

JERRY JONES

Owner
President
General Manager



In one of the most dramatic eras of ownership in professional sports, Jerry Jones' stewardship of the Dallas Cowboys has brought unprecedented results and success to one of the world's most popular sports entities. His more than three-decade long journey reached a rare pinnacle with his induction into the Pro Football Hall of Fame as a member of the 2017 class of enshrinees, as Jones became just the 15th owner in history to earn a bust in Canton.

Aside from being one of just three current owners to guide their franchises to at least three Super Bowl titles, Jones' efforts and innovations in the areas of sports marketing, promotion, broadcasting, team operations and the development of AT&T Stadium and The Star have created a vivid imprint on the landscape of the NFL, the professional sports business equation, fan engagement and the American sports culture.

On the heels of his Hall of Fame selection, Jones was selected as one of the 100 Greatest Living Business Minds in commemoration of Forbes magazine's 100th year anniversary in 2017. In that same year, he was also recognized for his career contributions to sports in America by being named the 2017 recipient of the Sports Business Journal's Lifetime Achievement Award. Prior to his enshrinement in Canton, USA Today designated Jones as No. 1 on its list of the 100 Most Important People in the NFL in July of 2016.

In 2024 *Forbes* magazine and leading sports business media platform *Sportico* both recognized the Cowboys as the most valuable sports franchise in the world and the first to be valued at over \$10 billion (\$10.1B).

Highlighted by Super Bowl victories following the 1992, 1993 and 1995 seasons, Jones became the first owner in NFL history to lead his team to three league championships in his first seven years of ownership. In 1995 Dallas also became the first team in NFL history to win three Super Bowls in four seasons while tying the then NFL record for most Super Bowl victories by an organization with five.

The first decade of Jones' ownership closed with eight playoff appearances, six division titles, four conference championship game appearances and three world crowns as the Cowboys were named the NFL's Team of the 1990s. More recently, the Cowboys have won NFC East Division titles in 2007, 2009, 2014, 2016, 2018, 2021 and 2023, while the '23 club secured the 18th playoff appearance in Jones' 36 years of leadership. Dallas also established the club record for regular season wins (13) in 1992 and equaled that mark with 13 victories in 2007 and 2016.

Following the 2014 season, a year when the Cowboys posted a 12-4 record and won a home playoff game, Jones was named the NFL Executive of the Year by the Pro Football Writers Association of America.

Along with the success of the Cowboys on the field, Jones' vision and leadership provided the driving influence behind the concept, design and construction of AT&T Stadium in Arlington, Texas - a venue that is recognized internationally as perhaps the most spectacular and state-of-the-art sports stadium in the world.

Opened to the public in May 2009, the stadium's dramatic first season of operation resulted in the venue being named the Sports Facility of the Year by the Sports Business Journal. Along with that achievement for the team's new home, Jones was also named the 2009 Sports Executive of the Year by the SBJ.

The 100,000-plus capacity stadium set the attendance record for an NFL regular season game as 105,121 witnessed the Sept. 20, 2009 home opener, while the 108,713 who attended the NBA All-Star Game in 2010 became the largest crowd to witness a basketball game in the history of the sport. On May 8, 2021, the championship boxing match featuring Canelo Alvarez and Billy Joe Saunders drew 73,126 spectators to AT&T Stadium, marking the largest indoor crowd to ever witness a prizefight in U.S. history.

During the pandemic season of 2020, the Cowboys and AT&T Stadium safely hosted the most fans for NFL games throughout the league with a total attendance figure of 219,021 fans for Dallas' eight home games, an average of 27,378 per game.

With its architectural versatility and cutting-edge media capabilities, AT&T Stadium has become a visible beacon establishing North Texas as a focal point on the sports and entertainment canvas of North America.

The brilliant home of the Cowboys is a powerful catalyst in attracting a wide range of national and international events that will define the future of the region for generations to come. The stadium has already played host to Super Bowl XLV (February 2011), the NCAA Final Four in men's basketball (April 2014), the inaugural College Football Playoff Championship Game (January 2015), the Big 12 Championship game and the Cotton Bowl Classic, and in 2018 became the first NFL stadium to host the NFL Draft. AT&T Stadium also remains the only venue in the world to host an NBA All-Star Game, a Super Bowl, the Men's NCAA Final Four and the College Football Playoff Championship Game. Most recently, the city of Dallas was named one-of-16 host cities for FIFA World Cup 2026, with a tournament-high nine international soccer matches to be played at AT&T Stadium, and the stadium will once again host the NCAA Men's Final Four in 2030.

Jones recently turned his football development and marketing expertise to the World Headquarters and training facility of the Dallas Cowboys, as The Star in Frisco, Texas opened its doors for operation in the summer of 2016. Located in a rapidly growing community of more than 200,000 residents, The Star is a partnership with the City of Frisco and The Frisco Independent School District that places a strong focus on inspiring a solid future for high school football, youth sports and the next generation of players and fans by uniquely engaging them at the place where the Cowboys live, work and practice.

The Star is the only NFL training facility that is shared with a public high school athletic program. All 12 Frisco ISD high schools play sporting events in Ford Center at The Star, a state-of-the-art, 510,000-square-foot indoor athletic facility. With a capacity of 12,000 seats, Ford Center hosts a variety of events in addition to football games, such as concerts, collegiate basketball, professional boxing, soccer matches and meetings, to name a few. The Star and Ford Center have also been home to the Academy of Country Music Awards show and events from 2023-25. "Country Music's Party of the Year," celebrating the industry and honoring the top recording stars, songwriters and legends.

The Star includes a 91-acre mixed-use development located on the Dallas Tollway. In addition to the team's headquarters, the project is a vibrant destination that features shopping, dining, nightlife, athletics, fitness, event, hotel and residential options.

Since he took over as general manager in 1989, 46 different players drafted by Dallas have gone on to appear in a combined total of 153 Pro Bowls as Cowboys - 51 players and 170 Pro Bowls, including selections after leaving Dallas. Dallas has also signed 18 free agent players who have made 45 Pro Bowls while representing the Cowboys. Additionally, Dallas traded for three different players who made five Pro Bowls. Since 1989 the Cowboys have made 178 trades, the most celebrated of which was the 1989 deal that sent Herschel Walker to the Minnesota Vikings and provided the personnel foundation for three Super Bowl titles.

His recent efforts to stock the Dallas roster have resulted in some of the NFL's most productive drafts in recent history. Over the last decade-plus, Dallas has selected 15 players who have become Pro Bowlers: Zack Martin and DeMarcus Lawrence (2014), Byron Jones (2015), Ezekiel Elliott, Jaylon Smith and Dak Prescott (2016), Leighton Vander Esch (2018), Tony Pollard (2019), Tyler Biadasz, Trevon Diggs and Dee Dee Lamb (2020), Micah Parsons (2021) and DaRon Bland, Jake Ferguson and Tyler Smith (2022). The 15 Pro Bowl draft picks are the most by any team over that span, and that group has gone on to earn a combined total of 38 Pro Bowl selections. Since 2010, Dallas has drafted 11 players who have also been named to at least one All-Pro team since their selection - most in the NFL. The Cowboys have also mined talent in creative ways outside of the Draft, signing or trading for four players in recent years who have been Pro Bowl selections, starting with the trade for Amari Cooper midway through the 2018 season and culminating with a trio of specials in punter Bryan Anger, kicker Brandon Aubrey and return man KaVontae Turpin - the latter two signing after successful stints in the USFL.

The foundation for the future success of the team has been secured through savvy draft maneuvers and key free agent acquisitions, starting up front on the offensive line. In the spring of 2025, Martin retired after an illustrious 11-year career that included nine Pro Bowls and seven first-team All-Pro honors, passing the torch to the young and ascending Tyler Smith. Smith has continued the tradition of excellence up front with two Pro Bowl selections in his first three seasons and leads a re-loaded group up front with first round draft picks Tyler Guyton (2024) and Tyler Booker (2025). Prescott opened his career by becoming the first rookie quarterback in Cowboys history to be named to the Pro Bowl and the first to win AP Offensive Rookie of the Year and became the Cowboys single-season touchdown leader with 37 touchdown passes in 2023, a season in which he finished second in the NFL MVP voting. Prescott was also named the NFL's Walter Payton Man of the Year for 2022, becoming the fourth Cowboy to earn that special recognition (Troy Aikman, Roger Staubach, Jason Witten). Lamb is another in the line of great Cowboys receivers to don the famed number 88 jersey, establishing a team rookie record with 74 catches in his first season, then surpassing the 1,000-yard mark in his second year before becoming the only Cowboys receiver with multiple 100-catch campaigns, eventually establishing a franchise record with 135 catches and 1,749 receiving yards in 2023.

Defensively, Diggs, Parsons and Bland anchor an ascending young group of players. Diggs led the club record with 11 interceptions in 2021, while Parsons earned AP Defensive Rookie of the Year honors by establishing a Cowboys rookie record with 13.0 sacks and followed that up with 13.5 sacks in 2022 and a second straight AP first-team All-Pro selection - the first Cowboys defender to earn first-team All-Pro honors in each of his first two seasons and only the second NFL defender since the 1970 Merger, joining Lawrence Taylor in 1981-82. Parsons eclipsed 12.0 sacks in both 2023 and 2024, becoming the second NFL player since 1982 with at least 12.0 sacks in each of his first four seasons, joining Hall of Famer Reggie White. Bland set an NFL-record with five pick-sixes in his second pro season and led all defenders with nine interceptions in 2023, providing another ball-hawking, first-team All-Pro defender.

In an effort to re-tool the roster heading into the 2025 season, Dallas set a new bar by signing 10 outside free agents, the most in a single offseason since free agency began in 1994, and traded for four additional players, including the electric and uber talented wide receiver George Pickens to give Prescott a dynamic receiving duo to throw to moving forward.

In selecting the on-the-field leadership for the Cowboys, Jones hired a pair of coaches who won a combined three Super Bowls in Dallas: Jimmy Johnson (1992-1993) and Barry Switzer (1995). Chan Gailey followed with a division title and playoff appearances from 1998-99. In 2003 Jones successfully recruited two-time Super Bowl winner Bill Parcells to Dallas, and Parcells led the team to three winning seasons and two playoff trips in four years. In February 2007, Jones added another successful NFL head coach in Wade Phillips, who guided the club to a pair of division titles in his first three years (2007 and 2009) and a playoff victory in 2009.

In 2011 Jones named Jason Garrett as the team's eighth head coach after the former Cowboys quarterback guided the club to a 5-3 record as the interim coach in the second half of the 2010 season. Garrett added three division titles in 2014, 2016 and 2018, and his 79 career wins represent the second-most victories by a head coach in club history. In 2020 Jones hired Super Bowl XLV winning head coach Mike McCarthy as the newest head coach of the Dallas Cowboys, marking the fourth coach that Jones has selected who had either previously won a Super Bowl or would go on to lead the Cowboys to a world championship. In four seasons, McCarthy led the Cowboys to three consecutive 12-win campaigns, two division titles and three playoff appearances in consecutive years - both firsts since the 1992-95 Cowboys teams. Following the 2024 season, Jones elevated Brian Schottenheimer from offensive coordinator to the 10th head coach of the Cowboys, rewarding a coach with decades-long experience and a rich football lineage with his first head coaching opportunity.

In the last 46 years, 40 different owners have entered the NFL. Of that group, only Jerry Jones, former Denver Broncos owner Pat Bowlen, Clark Hunt (Kansas City) and Robert Kraft (New England) have guided their franchisees to more than two Super Bowl championships. Moreover, Jones joins Art Rooney Sr., Jack Kent Cooke, Al Davis, Eddie DeBartolo, Kraft, Bowlen and Hunt as the only men to win at least three Super Bowls as NFL owners.

On the league front, Jones actively contributes his vision and enthusiasm to enhancing the NFL's status as the world's premier professional sports league by serving on a wide range of league committees. In his 36-year career, Jones has worked on 15 different NFL ownership committees for a combined total of 136 years. As a member of the Management Council Executive Committee, he was very involved in the 2011 and 2020 labor negotiations that resulted in the most recent Collective Bargaining Agreement between the NFL and its players. In addition to the CEC, Jones is currently the Chairman of the NFL Media O&O Committee, Chairman of the Pro Football Hall of Fame Committee and is a member of the NFL Media Committee. Jones also served on the committee that was charged with overseeing the search for a successor to retired NFL Commissioner Paul Tagliabue, a process that successfully landed current NFL Commissioner Roger Goodell in September 2006. In addition, Jones has served two prior terms as a member of the NFL's Competition Committee as well as prior stints on the Business Ventures Committee and the Health and Safety Committee.

His contributions and innovations in the areas of marketing, corporate sponsorships, television, stadium management, stadium development, labor negotiations and community service have made a visible imprint on the ever-evolving face of professional sports in America. Since becoming involved with the Cowboys, Jones' accomplishments have been recognized through his induction into the Boys & Girls Clubs of America Hall of Fame, the Texas Sports Hall of Fame (2007), the Texas Business Hall of Fame (2005), the Arkansas Sports Hall of Fame (1999) and the Missouri Sports Hall of Fame (1998). In July 2012, Jones was recognized with the Lifetime Achievement Award by the Arkansas Sportscasters and Sportswriters Hall of Fame. In August 2007, he served as the presenter for Michael Irvin's induction into the Pro Football Hall of Fame, a recognition he was also named for by Emmitt Smith in Canton in August 2010, Larry Allen in 2013, Gil Brandt in 2019 and DeMarcus Ware in 2023. Jones was also selected for induction into the Cotton Bowl Hall of Fame in 2020.

In April 2014 Jones received the prestigious Horatio Alger Award in Washington, D.C. and was inducted as a lifetime

member into the Horatio Alger Association of Distinguished Americans. In May 2014, Jones was also recognized with the Lifetime Achievement Award presented by Pop Warner Little Scholars, Inc. On October 3, 2013, Jones was inducted into the National Football Foundation's Leadership Hall of Fame, an award which celebrates leadership of a lifetime of success on the field, in the boardroom and in the community. In 2017 Jones was honored with the SEAL Legacy Award. In 2018 he was inducted into the North Texas Commercial Association of Realtors Hall of Fame for his contributions to the Dallas-Fort Worth real estate landscape with the construction of AT&T Stadium and The Star. Also in 2018, Jones was given the Governor's EMMY for long-time contributions to Texas television broadcasting by the Lone Star Chapter of the National Academy of Television Arts and Sciences.

In 2022 Jones was honored as an MD Anderson Living Legend, and earned the Walter Camp Football Foundation's "Distinguished American" award.

As a co-captain of the 1964 National Championship Arkansas Razorbacks, Jones is one of a small number of NFL owners who actually earned a significant level of success as a football player. He is the only man in the history of the NFL to play for a collegiate national championship football team and own a Super Bowl winner. In addition, Jones and the legendary George Halas are the only two men to become NFL owners after playing in a major college football bowl game. His current ties to the college game include membership on the Board of Directors for the National Football Foundation and College Football Hall of Fame.

A man of varied interests who will not rest on yesterday's achievements, he is a dedicated businessman and family man, sharing a vivid enthusiasm for both. Although Jones and his family are very involved in numerous civic and charitable causes, the Joneses have left an indelible local and national impression on the philanthropic landscape with their love and dedication to The Salvation Army.

For the past 28 seasons, the Jones family has dedicated the Cowboys Thanksgiving Day halftime show as a national showcase to kick off The Salvation Army's annual Red Kettle Campaign. Through the donation of national television airtime, the event has created a holiday tradition while helping to increase donations to The Salvation Army's annual fundraising efforts by more than \$3.67 billion. Reba McEntire, Destiny's Child, Sheryl Crow, Carrie Underwood, Kenny Chesney and Dolly Parton are just a few of the distinguished artists who have provided entertainment for the holiday extravaganza.

The Salvation Army points to the annual Cowboys kickoff event as one of the most effective, creative and important innovations that has been developed in the long and storied history of the organization.

The Joneses received the Evangeline Booth Award in 1999, one of The Army's highest national community service awards, and have been selected for membership into the prestigious Salvation Army William Booth Society. Jerry and his wife, Gene, were also named to The Army's National Advisory Board in April 1998 shortly after being named the organization's Partners of the Year in 1997. In April 2007, the Joneses served as the honorary chairpersons for The Salvation Army's National Advisory Organizations Conference (NAOC) that was held in Dallas.

For 11 years, Gene and Jerry Jones served as hosts and underwrote the costs for the Super Lunch, a fundraising event for The Salvation Army Irving Corps Community Center. In 1998 the Gene and Jerry Jones Family Center for Children opened in conjunction with The Army.

As part of the Jones Family and the Dallas Cowboys commitment to Arlington, Texas, the home of the club's stadium, Gene and Jerry Jones Family Charities will donate a total of \$16.5 million to non-profit organizations serving youth in Arlington from 2009-2041.

In 2001 the Joneses were awarded the Chairman's Award by The Boys & Girls Clubs of America. In June 2002, Gene and Jerry Jones were recognized as the recipients of the Children's Champion Award for Philanthropy that was presented by the Dallas for Children organization. In 2003 the Family Gateway organization of Dallas presented Gene and Jerry with the Annette G. Strauss Humanitarian Award. In April 2005, Gene and Jerry were recipients of the Hope Award, the highest community service recognition awarded by the Lone Star Chapter of the National Multiple Sclerosis Society. In 2010 the Jones Family and the Cowboys were selected by The Boys & Girls Clubs of America to receive the prestigious Chairman's Award that recognized the Cowboys long and dedicated history of support.

The Jones family has been very involved with several other community-related organizations, including Children's Medical Center of Dallas, Happy Hill Farm Academy/Home, the National Board for The Boys & Girls Clubs of America, the Kent Waldrep Paralysis Foundation, The Rise School of Dallas, The Family Place and The Family Gateway. In 2010 the Jones family endowed the North Texas Youth Education Town with a \$1 million grant. Created as a lasting legacy of Super Bowl XLV, the North Texas YET is administered by The Salvation Army and provides North Texas youth with education, mentoring, fitness and character enrichment programs. In May of 2019, ground was broken on the Gene and Jerry Jones Family Hope Lodge in recognition of their lead gift on a project associated with the American Cancer Society that will provide housing to families of cancer patients on property located adjacent to the Baylor University Medical Center campus in Dallas.

In 2021 the Gene & Jerry Jones family made a historic \$20 million contribution to the National Medal of Honor Museum Foundation. As Co-Chairs of the Foundation's National Leadership Council, Gene and Jerry Jones were actively involved in leading the capital campaign to design and construct the National Medal of Honor Museum and its Leadership Institute, which opened in Arlington, Texas, in 2025, as well as the forthcoming National Medal of Honor Monument in Washington, D.C. Together, these national treasures will stand in enduring recognition of the American heroes who have received the Medal of Honor, our country's highest recognition for valor in combat.

Jerry (10/13/42) and Gene live in Dallas. They have three children, Stephen, Charlotte and Jerry Jr., nine grandchildren and five great-grandchildren.

Stephen is a graduate of the University of Arkansas and serves as the Cowboys Chief Operating Officer, Co-Owner, Executive Vice President of Player Personnel and President of AT&T Stadium. Charlotte is a Stanford graduate and serves as the Cowboys Chief Brand Officer/Co-Owner. Jerry Jr., a graduate of Georgetown University, who earned his law degree from Southern Methodist University, is the Cowboys Chief Sales and Marketing Officer/Co-Owner.

Jerry Jones graduated from Arkansas in 1965 with a Bachelor of Science in Business Administration, and earned a Master of Arts degree from the university that same year.

Chronology Since 1989:

February 25, 1989 – Jones purchases the Dallas Cowboys and the lease to manage Texas Stadium from H.R. "Bum" Bright. Jerry Jones names Jimmy Johnson as the new head coach.

April 20, 1989 – Jones completes negotiations on Troy Aikman's contract – a six-year deal completed four days before Aikman is the top overall selection in the 1989 NFL Draft.

October 12, 1989 – Herschel Walker is traded to Minnesota for five players, six conditional draft choices and a 1992 first round draft choice. Among the players who actually came to Dallas as a result of the trade include Emmitt Smith, Russell Maryland, Kevin Smith and Darren Woodson.

August 10, 1990 – The Cowboys first-ever in-state training camp concludes at St. Edward's University in Austin. Over 100,000 fans attend workouts, while more than 400 media credentials are issued. Austin officials estimate the camp brought an additional \$3.2 million of income into the Austin area.

September 5, 1990 – The Cowboys trade Steve Walsh to the New Orleans Saints for a first and third round draft choice in 1991 and a conditional second round pick in 1992.

April 19, 1991 – A deal is made to bring the first overall selection in the 1991 NFL Draft to Dallas in exchange for a first and second round selection and three veteran players. Dallas selected Outland Trophy winner Russell Maryland with the top pick.

April 21-22, 1991 – In an unprecedented action among NFL clubs, Dallas signs their top three draft picks on draft day, also drafting a club-record 17 players.

July 16, 1991 – The Cowboys open training camp in Austin with all 17 of their draft choices under contract. Dallas concludes its second training camp at St. Edward's University with over 75,000 fans attending the Cowboys practices.

November 24, 1991 – The Cowboys end Washington's 1991 undefeated streak at 11 games with a 24-21 victory at RFK Stadium.

December 15, 1991 – Dallas defeats Philadelphia, 25-13, at Veterans Stadium to secure a wild card playoff spot. The victory marks the team's first trip to the playoffs since 1985.

December 22, 1991 – Dallas closes the 1991 season with a 31-27 win over Atlanta, marking the team's best record (11-5) since 1983.

January 5, 1992 – Dallas defeats Chicago by a 17-13 score in an opening round playoff game at Soldier Field. The victory marks the Cowboys first playoff win since 1982.

May 1, 1992 – Jerry Jones is appointed to the NFL's Competition Committee by Commissioner Paul Tagliabue. Jones becomes the first owner to serve on the prestigious committee since the death of Cincinnati's Paul Brown.

December 21, 1992 – Before a national television audience on ABC's Monday Night Football, the Cowboys defeat the Atlanta Falcons (41-17) at the Georgia Dome to claim the NFC Eastern Division Championship. The victory marks the Cowboys first divisional title since 1985. It is the 14th divisional title in club history.

December 23, 1992 – Six players from the Cowboys offense are selected to play in the Pro Bowl. The six players establish a Dallas Cowboys record for most offensive players selected to the Pro Bowl.

December 27, 1992 – Dallas defeats Chicago by a 27-14 score at Texas Stadium. The victory is the 13th of the year for Dallas, establishing a club record for wins in a season. Emmitt Smith finishes the season with 1,713 rushing yards, becoming the first player to win back-to-back NFL rushing titles since Eric Dickerson (1983-84).

December, 1992 – The Cowboys set a team record for road attendance by averaging 72,523 fans-per-road game. The team also played before a sold-out stadium in all 16 regular season games.

January 10, 1993 – In their first home playoff game since 1983, Dallas hands NFC East rival Philadelphia a 34-10 defeat in an NFC Divisional Playoff Game.

January 17, 1993 – In their first NFC Championship Game since 1982, the Cowboys defeat San Francisco by a 30-20 score at Candlestick Park. The victory sends Dallas to Super Bowl XXVII in Pasadena, marking the Cowboys first Super Bowl trip since 1978.

January 31, 1993 – While making an NFL-record sixth Super Bowl appearance, the Cowboys defeat Buffalo 52-17 in Super Bowl XXVII at the Rose Bowl in Pasadena. Troy Aikman was named the game's MVP after throwing four touchdown passes. The Super Bowl crowd of 98,374 becomes the largest crowd to ever witness a Cowboys game. The game was witnessed by 133.4 million television viewers, making Super Bowl XXVII the most watched event in television history.

March 5, 1993 – The Super Bowl Champion Dallas Cowboys become the first athletic team to visit the White House under President Bill Clinton's administration. The visit to the White House is the first in club history.

December 28, 1993 – An NFC-record 11 Dallas players are selected to the Pro Bowl. That group includes a club-record eight offensive selections (seven Pro Bowl starters).

January 2, 1994 – The Cowboys defeat the N.Y. Giants 16-13 in overtime at the Meadowlands. The win clinches the Cowboys second straight AFC East title and the 15th division crown in club history.

January 2, 1994 – Emmitt Smith finishes the season with 1,486 yards to earn his third straight NFL rushing crown. He becomes just the fourth man in NFL history to win three consecutive rushing titles. He is also named Associated Press NFL Player of the Year, the first Cowboy so honored.

January 23, 1994 – Dallas defeats San Francisco 38-21 in the NFC Championship Game at Texas Stadium. The victory gives the Cowboys an NFL-record seventh conference championship in the first conference title game to be played at Texas Stadium since Jan. 1, 1978.

January 30, 1994 – Dallas becomes the third NFL team to win four Super Bowls by defeating Buffalo (30-13) in Super Bowl XXVIII at the Georgia Dome in Atlanta. The victory establishes the Cowboys as the only NFL franchise to win more than one Super Bowl under two different owners. The game featured two rushing scores by Super Bowl MVP Emmitt Smith.

March 30, 1994 – Barry Switzer is named the head coach of the Dallas Cowboys – and the third head coach in team history. Switzer replaces Jimmy Johnson, who stepped down as the Cowboys head coach the previous day.

December, 1994 – For the second straight season, the Cowboys send a club and NFC-record 11 players to the Pro Bowl.

January, 1995 – The Cowboys set a Texas Stadium record for home attendance with an average crowd of 64,579, the first time Dallas has averaged over 64,000 fans-per-game at Texas Stadium. The previous record was 63,943 set in 1981.

January 15, 1995 – The Cowboys play in their third NFC Championship Game of the decade. The Cowboys are the only NFL team to play in multiple conference championship games in each decade of the team's existence.

December 24, 1995 – Dallas wraps up its fourth straight NFC Eastern Division title – a feat no other NFC East team had accomplished other than the Cowboys teams from 1976 to 1979.

December 25, 1995 – Emmitt Smith closes the season with a team-record 1,773 rushing yards and an NFL-record 25 rushing scores. Smith led the NFL in rushing for the fourth time in five years, becoming the fifth player in NFL history to win at least four rushing titles.

December, 1995 – Ten Cowboys are selected to the NFC Pro Bowl squad. Since 1993 Dallas has 32 Pro Bowl selections – the most ever by one team over a three-year period.

January 14, 1996 – The Cowboys win an NFL record eighth conference championship game by defeating the Green Bay Packers 38-27 at Texas Stadium. The victory marked the Cowboys third NFC title in four years.

January 28, 1996 – Dallas becomes the first team in NFL history to win three Super Bowls in a four-year period by defeating the Pittsburgh Steelers 27-17 in Super Bowl XXX at Sun Devil Stadium in Tempe, Ariz. The game is witnessed by 138.4 million television viewers, making Super Bowl XXX the most watched event in television history. The victory enables Dallas to earn its fifth Super Bowl title – joining the San Francisco 49ers as the second NFL franchise to win five Super Bowls. Dallas also became the first NFL franchise to win Super Bowls with three different head coaches.

December 15, 1996 – The Cowboys clinch a fifth straight division title with a 12-6 win over the New England Patriots at Texas Stadium. The championship enables the Cowboys to become the first team in NFL history to win five straight NFC Eastern Division crowns.

January 5, 1997 – Dallas closes the postseason with a divisional playoff loss at Carolina. The loss marks the first time since the 1991 season that the Cowboys were unable to reach the NFC title game.

December, 1997 – The Cowboys close the 1997 season with a 6-10 record, marking the team's first non-playoff season since 1990.

February 12, 1998 – Jerry Jones names Chan Gailey as the fourth head coach in the history of the Dallas Cowboys franchise. Gailey, who had previously served as the Pittsburgh Steelers offensive coordinator, replaces Barry Switzer, who resigned on January 9.

July 15, 1998 – The Cowboys open training camp at Midwestern State University in Wichita Falls, Texas. Attendance figures for the four-week camp exceed 100,000.

November 8, 1998 – With 163 yards on 29 carries in a 16-6 win over the New York Giants, Emmitt Smith becomes the Dallas Cowboys all-time leading rusher. Smith's performance against New York pushes him past Tony Dorsett (12,036).

December 20, 1998 – After a one-year absence from postseason play, the Cowboys clinch their sixth NFC Eastern Division title in the last seven years with a 13-9 win over Philadelphia at Texas Stadium. The 1998 division crown is the 19th division championship (15th NFC East title) in the club's 39-year history.

December 27, 1998 – After scoring a first half touchdown on a one-yard run against Washington at Texas Stadium, Emmitt Smith becomes the NFL's all-time leader in rushing touchdowns, moving ahead of Marcus Allen (123). Smith would later add a 26-yard touchdown run in the second quarter to bring his league record total to 125 by season's end. The Cowboys closed the year with a 23-7 victory over Washington and a 10-6 record, enabling Dallas to become the first team in the history of the NFC East to post an 8-0 record in division play.

December 24, 1999 – The Dallas Cowboys NFL-record of consecutive games in front of sold out stadiums came to an end in a Christmas Eve game against the New Orleans Saints in the Louisiana Superdome. The streak, which included home and away games, came to a halt after 160 games. It began on Dec. 23, 1990 at Philadelphia's Veterans Stadium and included 79 straight sell-outs at Texas Stadium (including playoffs) and 81 straight sell-outs on the road (including playoffs).

January 2, 2000 – The Cowboys close the century as the NFL's most successful team in the decade of the 1990s. From 1990 to 1999, Dallas qualified for the playoffs eight times, won six division titles, made four trips to the conference championship game and won three Super Bowls. The 1999 season ends with an 8-8 regular season record and a wild card playoff loss at Minnesota on Jan. 9, 2000.

January 26, 2000 – Jerry Jones names Cowboys defensive coordinator Dave Campo as the fifth head coach in franchise history. Campo was an assistant coach for the previous 11 years and was the defensive coordinator for the 1995 team that won Super Bowl XXX.

August 27, 2001 – Dallas defeats Oakland in a preseason American Bowl game in Mexico City that marks the Cowboys ninth international game. With stops in England (2), Japan (2), Mexico (4) and Canada (1), the Cowboys have played more international games than any other team in the NFL.

October 27, 2002 – In a 17-14 loss to the Seattle Seahawks at Texas Stadium, Emmitt Smith moved past Walter Payton to become the all-time NFL rushing leader. Smith finished the 2002 season, and his Dallas Cowboys career, with 17,162 yards, 436 more than Payton's previous career mark of 16,726.

January 2, 2003 – Jerry Jones names Bill Parcells as the sixth head coach in Dallas Cowboys franchise history. Parcells, a two-time Super Bowl winner with the New York Giants, replaces Dave Campo.

December 21, 2003 – The Cowboys topped the N.Y. Giants to record their 10th win of the season, securing a wild card berth in the playoffs. It was the club's 27th postseason appearance, extending their NFL record. It was also the 24th season in team history that Dallas posted at least 10 wins, also a league record.

November 2, 2004 – With 55% of the vote, the citizens of Arlington, Texas overwhelmingly support a stadium referendum at the polls. The public-private partnership between the City of Arlington and the Dallas Cowboys will fund a retractable roof stadium with capacity for up to 100,000 people in the heart of Arlington's entertainment district. With over \$400 million committed by the team and stadium users, it was the largest private investment in a stadium in NFL history, and the stadium gives North Texas the ability to bring major events like the Super Bowl and the NCAA Final Four to the region.

September 19, 2005 – Troy Aikman, Michael Irvin and Emmitt Smith, the cornerstone players of the three-time Super Bowl Champion Cowboys teams of the 1990s, became the 15th, 16th and 17th members of the club's Ring of Honor. The trio finished their Cowboys career holding almost every major passing, receiving and rushing record while helping the organization become the NFL's Team of the Decade for the '90s.

December 24, 2005 – With a 24-20 win at Carolina, the Cowboys clinch the 29th winning season in the franchise's 46 years in operation. Dallas finished the year 9-7.

January 1, 2006 – The Cowboys played in front of 63,131 fans in the regular season finale at Texas Stadium on Jan. 1, 2006, pushing the club's all-time home attendance figure past the 20 million mark. Dating back to the 1960 franchise opener at the Cotton Bowl, 20,002,761 fans have now seen the Dallas Cowboys in person at the Cotton Bowl and Texas Stadium.

April 10, 2006 – Ground was broken on the new Dallas Cowboys stadium in Arlington, Texas. The state-of-the-art venue is scheduled for completion by the start of the 2009 NFL season and will accommodate between 80,000 and 100,000 fans.

August 5, 2006 – Three-time Super Bowl Champion quarterback Troy Aikman and six-time Pro Bowl tackle Rayfield Wright become the eighth and ninth former Cowboys to be enshrined in the Pro Football Hall of Fame in Canton, Ohio. Aikman, the MVP of Super Bowl XXVII and the winningest quarterback of the 1990s is selected in his first year of eligibility. Wright, a member of the NFL's 1970s All-Decade team and two Super Bowl winning teams in Dallas is selected in his first year as a senior's committee nominee.

December 16, 2006 – With a 38-28 win over the Atlanta Falcons in the Georgia Dome, the Cowboys secured a playoff berth en route to a 9-7 regular season record and a second place finish in the NFC East. The victory marked the organization's 28th postseason appearance, extending their NFL record.

February 8, 2007 – Jerry Jones announced the appointment of Wade Phillips as the seventh head coach in Dallas Cowboys history. Phillips, who brought a previous 45-35 record as an NFL head coach to the club, replaced Bill Parcells who announced his retirement from coaching on January 22, 2007.

May 22, 2007 – At NFL owners' meetings in Nashville, Tennessee, North Texas was selected to host Super Bowl XLV. The game will be played at the Cowboys new stadium in Arlington, Texas, on February 6, 2011. The first Super Bowl to be presented in North Texas was awarded on the fourth ballot of a vote by the NFL ownership.

August 4, 2007 – Michael Irvin, a member of six divisional winners and three Super Bowl championship teams with the Cowboys of the 1990s, becomes the 10th former Dallas Cowboys player to be enshrined in the Pro Football Hall of Fame. Irvin, the Cowboys career leader in receptions and yardage, is presented by team owner Jerry Jones for induction at the ceremony in Canton, Ohio.

December 9, 2007 – With a 28-27 win at Detroit, the Cowboys clinched the NFC Eastern Division title for the first time since 1998. The win gave Dallas its 20th division championship (16th NFC East). Dallas closed the season with an NFC-best 13-3 record, tying the club mark for regular season victories that was set in 1992.

February 10, 2008 – A record 13 Dallas Cowboys participated in the Pro Bowl in Hawaii. Representing the club on offense were starters Tony Romo, Terrell Owens, Flozell Adams, Andre Gurode, Leonard Davis and Jason Witten. Marion Barber was a reserve for the NFC offense. On the defensive side, DeMarcus Ware and Ken Hamlin were starters while Roy Williams, Terence Newman and Greg Ellis were reserves. Rookie placekicker Nick Folk was also selected.

December 4, 2008 – A topping out ceremony was held at the then named Cowboys Stadium as the last major lift took place over the stadium's east end zone door. Owner Jerry Jones and Arlington Mayor Robert Cluck were joined at the event by a number of Cowboys Hall of Fame players including Bob Lilly, Michael Irvin, Tony Dorsett and Rayfield Wright.

December 14, 2008 – With a 20-8 win over the N.Y. Giants, the Cowboys clinch the 32nd winning season in franchise history. Dallas finished the year 9-7.

December 16, 2008 – Five members of the Dallas Cowboys were named to the Pro Bowl as Davis (second selection), Gurode (third), Jay Ratliff (first), Ware (third) and Witten (fifth) were selected. Adams (fifth) was later added as injury replacement.

May 27, 2009 – With the Jones Family, Arlington Mayor Robert Cluck and many Cowboys greats present, the West End Zone doors opened to a crowd of almost 2,000 as part of the building's Ribbon Cutting ceremony.

June 6, 2009 – The inaugural event at the then named Cowboys Stadium was a star-studded country music concert headlined by George Strait. Superstar Reba McEntire, singer/songwriter Blake Shelton and recording artist Lee Ann Womack joined the event. During the middle of the show, Strait called for the roof to be opened, and the show finished under a starry night sky.

September 20, 2009 – The 105,121 fans who attended the first regular season game at the then named Cowboys Stadium (Dallas against the New York Giants) became the largest crowd to ever witness an NFL regular season -- or postseason -- game.

January 3, 2010 – With a 24-0 win over Philadelphia, the Cowboys wrapped up the NFC Eastern Division title -- marking the 21st division crown in the club's 50-year history. Dallas advanced to the playoffs for the 12th time in the 21 years of Jones' tenure as the owner and general manager.

January 9, 2010 – Then named Cowboys Stadium played host to its first NFL playoff game when Dallas dropped Philadelphia by a 34-14 margin in front of 92,951 fans in Arlington. The victory increased the Cowboys NFL-best total of all-time postseason wins to 33.

February 14, 2010 – The 108,713 fans who saw the NBA All Star Game at the then named Cowboys Stadium became a part of history as they made up the largest crowd to attend a basketball game -- at any level -- in the more than 100-year history of the sport.

August 7, 2010 – Emmitt Smith, the NFL's all-time leading rusher with 18,355 yards and winner of three Super

Bowl rings, became the 12th player in franchise history inducted into the Pro Football Hall of Fame. Smith, who won NFL and Super Bowl MVP awards and is the NFL record holder with 11 consecutive 1,000-yard rushing seasons, was presented by team owner Jerry Jones for the induction ceremony in Canton, Ohio.

January 6, 2011 – Jerry Jones announced the appointment of Jason Garrett as the eighth head coach in Dallas Cowboys history. The former Cowboys quarterback guided the club to a 5-3 record as the interim coach in the second half of the 2010 season and became the first former Cowboys player to earn a spot as the head coach.

February 6, 2011 – For the first time in the region's history, North Texas played host to a Super Bowl when the Green Bay Packers and Pittsburgh Steelers faced off in Super Bowl XLV on Feb. 6 at the then named Cowboys Stadium. The Packers earned their fourth Super Bowl Championship with a 31-25 win in front of 103,219 fans -- the fourth-largest crowd to watch a Super Bowl.

November 6, 2011 – Larry Allen, Charles Haley and Drew Pearson were inducted into the Ring of Honor at halftime of the Cowboys-Seahawks game becoming the 18th, 19th and 20th members of the club's Ring of Honor. All three players earned Super Bowl rings in their years with the Cowboys, Allen - one; Haley - three and Pearson - one.

December 26, 2012 – Two Dallas Cowboys were named to the original Pro Bowl squad as DeMarcus Ware earned his seventh consecutive and overall trip and Jason Witten his eighth overall. Anthony Spencer then made his first career Pro Bowl appearance when he was added to the NFC's all-star roster as an injury replacement.

February 2, 2013 – Larry Allen, one of the best offensive linemen in NFL history, was announced as one of the inductees into the Pro Football Hall of Fame. Allen, who spent 12 years in Dallas and was a part of four NFC East titles and one Super Bowl victory, made more Pro Bowl appearances than any offensive player and tied the second-most by any player in franchise history. Jerry Jones will be Allen's presenter at the ceremony. Former Cowboys head coach, Bill Parcells (2003-06) was also one of the inductees for the class of 2013.

July 25, 2013 – Dallas Cowboys and AT&T announced the new home of the Cowboys will be AT&T Stadium, formerly Cowboys Stadium.

August 13, 2013 – The City of Frisco, Texas and the Frisco Independent School District announced a partnership with the Dallas Cowboys establishing Frisco as the future home of the Cowboys world corporate headquarters and training location. A multi-use special events and sports facility, to be developed on a footprint of approximately 20 acres, and the Cowboys world corporate headquarters on a footprint of approximately five acres, is the centerpiece of additional mixed-use development on property surrounding the team's new location.

April 3, 2014 – Jerry Jones received the prestigious Horatio Alger Award in Washington, D.C. and was inducted as a lifetime member into the Horatio Alger Association of Distinguished Americans.

November 9, 2014 – The Dallas Cowboys played their first ever regular season game outside of the United States, defeating Jacksonville 31-17 at London's historical Wembley Stadium.

December 21, 2014 – With a 42-7 home win over the Indianapolis Colts, the Dallas Cowboys claimed their 18th NFC East and 22nd division title.

December 28, 2014 – The Dallas Cowboys beat Washington 44-17 to seal up road perfection for just the second time in club history.

January 15, 2015 – The Pro Football Writer's of America name Jerry Jones the 2014 NFL Executive of the Year. Jones put together a team that tied for the NFL's best record (12-4), claimed the NFC East championship and won its first playoff game since 2009.

January 31, 2015 – Charles Haley, who was a key part to the three Super Bowl champion teams in the 1990s, became a Hall of Fame inductee.

November 1, 2015 – During halftime of Dallas' Nov. 1, 2015 game against the Seattle Seahawks, Darren Woodson was inducted as the 21st member of the Cowboys Ring of Honor at AT&T Stadium. He finished his career as the Cowboys all-time leading tackler with 1,350 stops, was named to the Pro Bowl five times and was a three-time Super Bowl champion.

June 16, 2016 – After 31 years of calling the Valley Ranch facility home, the Cowboys conduct their final practice at the team headquarters in Irving, TX.

July, 2016 – The organization moves into The Star in Frisco, Texas, home of the new world headquarters of the Dallas Cowboys. The move makes the team the first and only NFL team to share a training facility with a public high school athletic program at Ford Center - an indoor venue with a seating capacity of 12,000.

August 21, 2016 – The official opening of The Star in Frisco was marked by the club's first practice at the new headquarters.

December 1, 2016 – The Cowboys won their 11th straight game of the 2016 season with the victory over Minnesota, setting a team record for the longest single-season win streak in team history.

December 20, 2016 – The Cowboys sent seven players to the Pro Bowl, as Tyrion Smith (four), Zack Martin (three), Travis Frederick (three), Dak Prescott (first) and Ezekiel Elliott (first) were named to the team on the initial ballot. Elliott and Prescott became the first Cowboys rookie duo named to the Pro Bowl, and Prescott is the only rookie quarterback in team history to earn the honor. Dez Bryant (three) and Sean Lee (two) were later named as injury replacements.

December 26, 2016 – Ezekiel Elliott finished his rookie campaign with a league leading 1,631 rushing yards - the third Cowboys running back to lead the league. His 11 games with 100-plus yards from scrimmage established a rookie team record and are tied for third in NFL history by a rookie.

January 1, 2017 – The Cowboys finished the season with 13 wins, tying the 2007 and 1992 teams for the most wins in team history. Dallas' 13-3 record earned them their 32nd appearance in the postseason – tied for the most in NFL history – and the team's 23rd division championship.

January 1, 2017 – Dak Prescott finished one of the most prolific rookie seasons by a quarterback in NFL history, tying the most wins (13) in NFL history and finishing with the highest QB rating (104.9), completion percentage (67.8) and third-most passing touchdowns (23).

February 4, 2017 – On the eve of Super Bowl LI in Houston, Texas, it was announced that Jerry Jones would be inducted into the Pro Football Hall of Fame. His selection made him the third Cowboys non-player to have a bust in Canton, Ohio (Tex Schramm and Tom Landry). The Dallas Cowboys also took home four yearly honors at the NFL Honors event, as Jason Garrett won AP Coach of the Year, Dak Prescott won AP Offensive Rookie of the Year, Ezekiel Elliott won FedEx Ground Player of the Year and the Cowboys offensive line won Built Ford Tough Offensive Line of the Year.

May 24, 2017 – At an awards banquet in New York City, Jerry Jones was given the 2017 Lifetime Achievement Award, presented by *SportsBusiness Journal*.

August 5, 2017 – Jerry Jones becomes the 15th owner in NFL History to be inducted into the Pro Football Hall of Fame.

September 10, 2017 – Jason Witten sets the Cowboys franchise record for most career receiving yards, eclipsing Michael Irvin (11,904) in Cowboys annals. He passed Ed "Too Tall" Jones for most games played by a Cowboy (224) the following week at Denver.

November 30, 2017 – Dez Bryant establishes a franchise record, topping Bob Hayes (71) with his 72nd career receiving touchdown against Washington.

December 10, 2017 - The Cowboys win at the N.Y. Giants serves as Jerry Jones' 250th regular season win as the Dallas Cowboys Owner, President and General Manager since purchasing the team in 1989.

February, 2018 – Jason Witten earns his 11th trip to the Pro Bowl to tie Bob Lilly for the most appearances in franchise history.

November 29, 2018 – During halftime of the team's contest against the New Orleans Saints, the Cowboys named Gil Brandt as the 22nd member of the Ring of Honor. Brandt would later be inducted into the Pro Football Hall of Fame.

December 23, 2018 – With a win over Tampa Bay on Dec. 23, Dallas earned its 20th NFC East Division title since the division was first formed in 1970, its third division crown in the last five seasons.

December 30, 2018 – Ezekiel Elliott finished the season with 2,001 scrimmage yards and led the NFL in rushing with 1,434 yards, becoming only the fifth NFL player and second Cowboy to lead the league in rushing twice in their first three seasons. Leighton Vander Esch also established a franchise rookie record for tackles in a single-season, leading the Cowboys defense with 176 tackles.

April 9, 2019 – The Dallas Cowboys signed defensive end DeMarcus Lawrence to a five-year contract extension worth more than \$100 million, the biggest single contract in franchise history to date.

Sept. 4, 2019 – The Dallas Cowboys signed running back Ezekiel Elliott to a six-year contract extension worth more than \$90 million, which made him the highest-paid running back in NFL history. Elliott owns the Cowboys rookie rushing record, the single-season record for receptions by a running back and became just the fifth player since the 1970 NFL merger to lead the league in rushing twice in his first three seasons.

September 8, 2019 – Jason Witten returned to the Cowboys after a brief hiatus during the 2018 season, playing in his 16th NFL campaign - making him the longest-tenured Cowboy in franchise history.

October 2, 2019 – The National Medal of Honor Museum Foundation announces that Arlington, Texas is selected by the Foundation's Board of Directors as the site for the future National Medal of Honor Museum. Planned for construction near Arlington's AT&T Stadium, the first national museum of its kind is set to open to the public in 2025. The National Medal of Honor Museum will provide an unrivaled visitor experience with state-of-the-art permanent, interactive experiences and rotating exhibitions. Serving as a national landmark - and located in America's heartland - the Museum will illustrate the historical thread of sacrifice, patriotism and courage that runs through all U.S. military service members, past and present.

December 30, 2019 – Dallas boasted a 4,000-yard passer (Dak Prescott, 4,902), 1,000-yard rusher (Ezekiel Elliott, 1,357) and two 1,000-yard receivers (Amari Cooper, 1,189 and Michael Gallup, 1,008) for the first time in franchise history, and the offense totaled a team-record 6,904 net yards.

February, 2020 – The Cowboys sent six players to the Pro Bowl. Tyrion Smith earned his seventh overall and seventh consecutive trip, passing Rayfield Wright for the most by a Cowboys tackle in team history. He was joined by Zack Martin (sixth), Travis Frederick (fifth), Amari Cooper (fourth), Ezekiel Elliott (third), and Jaylon Smith (first) in the all-star game.

January 5, 2020 – Mike McCarthy was named the ninth head coach in franchise history. Along with 13 years of head coaching experience and 13 more as an assistant coach in the NFL, McCarthy came to Dallas owning the sixth-most wins (125) among active NFL head coaches, including a Super Bowl XLV win at AT&T Stadium in 2011.

March 10, 2021 – Dallas signed quarterback Dak Prescott to a four-year contract worth more than \$160 million, making him the highest paid player in Cowboys history and cementing his place among the highest paid players in NFL history.

March 25, 2021 – Jerry Jones and the Jones Family made a historic \$20 million donation to the National Medal of Honor Museum Foundation, which has now surpassed \$250 million in total funds raised. Jones' daughter, Charlotte Jones, Chief Brand Officer/Co-Owner for the Cowboys, serves as Chairman of the Board for the Museum.

December 26, 2021 – With a win over Washington on Dec. 26, Dallas earned its 21st NFC East Division title since the division was first formed in 1970.

February 25, 2022 – Jerry Jones is honored as an MD Anderson Living Legend at a luncheon hosted in Dallas. The event honored Jones in an interview with Al Michaels of NBC's "Sunday Night Football," and raised nearly \$1.4 million in support of the University of Texas MD Anderson Cancer Center - the most money ever raised at the North Texas celebration.

March 12, 2022 – Jerry Jones is honored with the Walter Camp Distinguished American Award at the 56th annual Black Tie National Awards Gala. The Walter Camp Football Foundation's "Distinguished American" award is presented each year to an individual who has utilized his or her talents to attain great success in business, private life or public service and who may have accomplished that which no other has done.

December 24, 2022 – After losing the season opener to Tampa Bay at AT&T Stadium, the Dallas Cowboys won their final eight home games to post an 8-1 record at AT&T Stadium, the most home wins in a single season since the stadium opened in 2009.

January 8, 2023 – The Cowboys finished the season with 12 wins, the first time that Dallas won 12 games in back-to-back seasons since 1994-95. The Cowboys also advanced to the postseason in back-to-back seasons for the first time since 2006-07.

January 8, 2023 – CeeDee Lamb finished the year with 107 receptions, becoming the third Cowboys player to reach 100 catches in a season, joining Michael Irvin (111 in 1995) and Jason Witten (110 in 2012).

December 21, 2022 – The Cowboys sent eight players to the Pro Bowl. Zack Martin earned his eighth all-star selection, tying him with Emmitt Smith and Tyron Smith for the sixth-most selections in team history. He was joined by DeMarcus Lawrence (third), Trevon Diggs (second), CeeDee Lamb (second), Micah Parsons (second), Tyler Biadasz (first), Tony Pollard (first) and KaVontae Turpin (first) in the all-star game.

February 9, 2023 – Dak Prescott was awarded with one of the highest honors in the NFL when he received the Walter Payton Man of the Year award for his outstanding community service efforts off the field, as well as excellence on the field. Prescott became the fourth Cowboys player to be bestowed with the honor, joining Roger Staubach, Troy Aikman and Jason Witten.

October 29, 2023 – DeMarcus Ware is announced as the 23rd and member of the Cowboys Ring of Honor during halftime ceremonies against the LA Rams.

December 30, 2023 – Jimmy Johnson is announced as the 24th member of the Cowboys Ring of Honor during halftime ceremonies against the Detroit.

January 3, 2024 – The Cowboys sent an NFL-high 10 players to the Pro Bowl. Zack Martin earned his ninth selection - tied for fifth-most by a Cowboy - and was joined by DeMarcus Lawrence (four), Dak Prescott (three), CeeDee Lamb (three), Micah Parsons (three), Bryan Anger (two), Brandon Aubrey (first), DaRon Bland (first), Jake Ferguson (first) and Tyler Smith (first) in the games.

January 7, 2024 – CeeDee Lamb set two single-season franchise records for receptions (135) and receiving yards (1,749).

January 7, 2024 – Dallas earned its 22nd NFC East Division title since the division was first formed in 1970 and won its 12th game for the third-straight season to secure its third-consecutive playoff berth, both firsts since the 1992-95 squads accomplished the feats.

February 4, 2024 – Dallas was awarded a tournament-high nine 2026 FIFA World Cup matches, including a semi-final match, to be played at AT&T Stadium.

February 8, 2024 – Dak Prescott finishes second in MVP voting at NFL Honors following his historic performance in 2023, becoming the first Cowboys quarterback to lead the NFL outright in touchdown passes with 36.

February 4, 2024 – AT&T Stadium is selected to host nine 2026 World Cup matches, the most of any of the other 15 host venues. It will host five group stage matches, two round of 32 matches, one round of 16 match and a semi-final.

August 26, 2024 – CeeDee Lamb signs a four-year extension that totaled approximately \$136 million, including \$100 million guaranteed and a \$38 million signing bonus, a then record for wide receivers.

September 8, 2024 – The Cowboys sign Dak Prescott to a four-year extension for \$240 million, making Prescott the highest paid player in NFL history according to average annual value (\$60 million/year). Prescott's deal also included \$231 million guaranteed, the most guaranteed money among any player in NFL history..

January 5, 2025 – Despite missing four games due to an ankle injury, Micah Parsons tied for fifth in the NFL with 12.0 sacks, joining Reggie White as the only players since 1982 with at least 12.0 sacks in each of their first four seasons.

January 5, 2025 – CeeDee Lamb recorded 101 receptions for 1,194 yards and six touchdowns. He became the first player in franchise history - third in NFL history - to tally at least 100 catches in three consecutive seasons, and Lamb is the first Cowboy to record 1,000 receiving yards in four of his first five seasons.

January 24, 2025 – Brian Schottenheimer was named the 10th head coach in franchise history after spending the previous two seasons as the Dallas Cowboys offensive coordinator. He brings 25 years of NFL coaching experience, including 15 years as an offensive coordinator.

February 2, 2025 – Five Dallas Cowboys were named to the 2025 NFL Pro Bowl Games: Brandon Aubrey (second), CeeDee Lamb (fourth selection), Micah Parsons (fourth), Tyler Smith (second) and KaVontae Turpin (second).

February 20, 2025 – Zack Martin announces his retirement from pro football after 11 seasons with the Dallas Cowboys. Martin was named to the Pro Bowl nine times in his career and earned a franchise-tying record seven first-team All-Pro honors.

March 6, 2025 – Jerry Jones is awarded the 2025 T. Boone Pickens Lifetime Sportsman Award at the 19th Annual Park Cities Quail Dinner & Auction in Dallas. The award recognizes sportsmen who have distinguished themselves by living a life of adventure, love of the outdoors, respect for natural resources, and most of all have demonstrated a spirit of giving back and making it possible for others to enjoy the sporting life.

March 22, 2025 – The National Medal of Honor Museum and Griffin Institute celebrates its grand opening in Arlington, Texas. It is designed to preserve and share the remarkable stories of the fewer than 4,000 individuals who have received the Medal of Honor and the 40 million members of the Armed Forces they served alongside while recognizing the values and ideals of the prestigious Medal of Honor: Courage, Sacrifice, Commitment, Integrity, Citizenship, Patriotism

April 16, 2025 – Tyron Smith signs a one-day contract to retire as a Dallas Cowboys after 14 seasons in the NFL, 13 in Dallas. Smith was named to the Pro Bowl eight times in his career and is a member of the NFL's 2010s All-Decade Team.

May 19, 2025 – Jerry Jones receives the 2025 Champion of the Youth Award from the Boys and Girls Clubs of America for his outstanding support of youth in sports. He was presented the award by Boys & Girls Clubs of America President & CEO, Jim Clark, and Dallas Cowboys legend, Pro Football Hall of Famer and former Boys & Girls Club Kid, DeMarcus Ware.

STEPHEN JONES

Chief Operating Officer

Co-Owner

Executive Vice President, Player Personnel

President, AT&T Stadium



With 36 years of NFL experience, Stephen Jones has established himself as one of the most successful and versatile executives in professional sports, as Co-Owner and the franchise's Chief Operating Officer. Jones also serves as the Cowboys' Executive Vice President of Player Personnel and President of AT&T Stadium.

Jones oversees the management and business operations for all aspects of the Dallas Cowboys and AT&T Stadium, while also overseeing the team's scouting and player personnel department. His work involves managing the organization's several hundred staff members, while also handling all of the club's salary cap and major player contract concerns. He is active in the recruitment and management of all major events that come to AT&T Stadium and The Star in Frisco. Jones' experience as a major college football player, and his years as one of the NFL's top executives, were instrumental in his appointment to the NFL's prestigious Competition Committee, which he currently serves as Co-Chairman of. His active involvement in stadium management, design and development has also landed him a spot on the NFL's New Stadium Committee.

Following the Cowboys 12-4 regular season finish and 2014 NFC Eastern Division title, Stephen and Jerry Jones were named the co-recipients of the NFL Executive of the Year Award as presented by *Sports Illustrated's* Monday Morning Quarterback.

Beginning in 1989, Jones has played an integral role in the team's dramatic rise from a 1-15 record to being the NFL's "Team of the Decade" with three Super Bowl titles in the 1990s. As he enters his 37th NFL season, Jones was a core architect of the Cowboys teams that compiled three consecutive 12-win regular seasons from 2021-23 - the first such streak since the 1992-95 squads. His recent work has seen the club restock its roster with some of the game's top talent, and the recent results have produced winning records in 12 of the last 20 seasons and division titles in 2007, 2009, 2014, 2016, 2018, 2021 and 2023. During his tenure with the team, Dallas has established the club record for regular season wins (13) in 1992 and equaled that mark with 13 victories in 2007 and 2016.

Over the last decade-plus, Jones has crafted one of the most impressive drafting records in the NFL. Dallas has selected 15 players who have become Pro Bowlers since 2014: Zack Martin and DeMarcus Lawrence (2014), Byron Jones (2015), Ezekiel Elliott, Jaylon Smith and Dak Prescott (2016), Leighton Vander Esch (2018), Tony Pollard (2019), Tyler Badesz, Trevon Diggs and CeeDee Lamb (2020), Micah Parsons (2021) and DaRon Bland, Jake Ferguson and Tyler Smith (2022). The 15 Pro Bowl draft picks are the most by any team over that span, and that group has gone on to earn a combined total of 38 Pro Bowl selections. Since 2010, Dallas has drafted 11 players who have also been named to at least one All-Pro team since their selection - most in the NFL. The Cowboys have also mined talent in creative ways outside of the Draft, signing or trading for four players in recent years who have been Pro Bowl selections, starting with the trade for Amari Cooper midway through the 2018 season and culminating with a trio of specialists in punter Bryan Anger, kicker Brandon Aubrey and return man KaVontae Turpin - the latter two signing after successful stints in the USFL.

The foundation for the future success of the team has been secured through savvy draft maneuvers and key free agent acquisitions, starting up front on the offensive line. In the spring of 2025, Martin retired after an illustrious 11-year

career that included nine Pro Bowls and seven first-team All-Pro honors, passing the torch to the young and ascending Tyler Smith. Smith has continued the tradition of excellence up front with two Pro Bowl selections in his first three seasons and leads a re-loaded group up front with first round draft picks Tyler Guyton (2024) and Tyler Booker (2025). Prescott opened his career by becoming the first rookie quarterback in Cowboys history to be named to the Pro Bowl and the first to win AP Offensive Rookie of the Year and became the Cowboys single-season touchdown leader with 37 touchdown passes in 2023, a season in which he finished second in the NFL MVP voting. Prescott was also named the NFL's Walter Payton Man of the Year for 2022, becoming the fourth Cowboy to earn that special recognition (Troy Aikman, Roger Staubach, Jason Witten). Lamb is another in the line of great Cowboys receivers to don the famed number 88 jersey, establishing a team rookie record with 74 catches in his first season, then surpassing the 1,000-yard mark in his second year before becoming the only Cowboys receiver with multiple 100-catch campaigns, eventually establishing a franchise record with 135 catches and 1,749 receiving yards in 2023.

Defensively, Diggs, Parsons and Bland anchor an ascending young group of players. Diggs tied the club record with 11 interceptions in 2021, while Parsons earned AP Defensive Rookie of the Year honors by establishing a Cowboys rookie record with 13.0 sacks and followed that up with 13.5 sacks in 2022 and a second straight AP first-team All-Pro selection - the first Cowboys defender to earn first-team All-Pro honors in each of his first two seasons and only the second NFL defender since the 1970 Merger, joining Lawrence Taylor in 1981-82. Parsons eclipsed 12.0 sacks in both 2023 and 2024, becoming the second NFL player since 1982 with at least 12.0 sacks in each of his first four seasons, joining Hall of Famer Reggie White. Bland set an NFL-record with five pick-sixes in his second pro season and led all defenders with nine interceptions in 2023, providing another ball-hawking, first-team All-Pro defender.

In an effort to improve the roster heading into the 2025 season, Dallas set a new bar by signing 10 outside free agents, the most in a single offseason since free agency began in 1994, and traded for four additional players, including the electric and uber-talented wide receiver George Pickens to give Prescott a dynamic receiving duo to throw to moving forward.

In the ever-evolving strategy that dictates a team's competitiveness in the current collective bargaining agreement, Jones' performance in managing the Cowboys salary cap, and the club's activity in free agency, has played a prominent role in the team's ability to compete at the NFL's highest level. Jones' involvement in shaping the Dallas roster under the salary cap was critical in allowing the Cowboys to maintain one of the NFL's most talented core group of players throughout the decade of the 1990s. His creativity and caretaking of the Cowboys cap played a key role in the team's 13 division titles, four conference championship game appearances and three world titles since 1989.

During a historic two-year period, Jones was involved in signing five Cowboys stars who were considered the best players in the game at their respective positions. Between September of 1993 and September of 1995, Jones helped orchestrate contract agreements with running back Emmitt Smith, quarterback Troy Aikman, fullback Daryl Johnston, wide receiver Michael Irvin and cornerback Deion Sanders.

Shortly after the turn of the century, Jones began spearheading the club's new stadium efforts, overseeing every element of the development and construction of the venue while also working closely with local government, community and business leaders. He was directly responsible for the club's successful referendum campaign in the fall of 2004 that saw the City of Arlington agree to join forces with the Cowboys in building a new state-of-the-art stadium later to be named AT&T Stadium.

Opened to the public in May of 2009, the stadium's dramatic first season of operation resulted in the venue being named the Sports Facility of the Year by the *Sports Business Journal* in May of 2010.

The 100,000-plus seat stadium established the attendance record for an NFL regular season game as 105,121 witnessed the September 20, 2009 home opener, while the 108,713 who attended the NBA All-Star Game on February 14, 2010 became the largest crowd to witness a game in the history of the sport.

With its architectural versatility and cutting-edge media capabilities, AT&T Stadium has become a visible beacon that has established North Texas as a major focal point on the sports and entertainment canvas of North America and around the world.

The brilliant home of the Cowboys has become a powerful catalyst in attracting a wide range of national and international events that will define the future of the region for generations to come. The stadium has already played host to Super Bowl XLV (February of 2011), the NCAA Final Four in men's basketball (April of 2014), the Big 12 Championship game, the inaugural College Football Playoff Championship Game (January of 2015) and in 2018 became the first NFL stadium to host the NFL Draft. Other top flight sporting events for the future include the annual Cotton Bowl classic, hosting a tournament-high nine matches for the 2026 FIFA World Cup and the 2030 NCAA Men's Final Four, just to name a few.

In the summer of 2013, Jones was the organization's point person in the negotiations that established the multi-year naming rights agreement for the Cowboys home in Arlington with AT&T.

AT&T Stadium remains the only venue in the world to host an NBA All-Star Game, a Super Bowl, the Men's NCAA Final Four and the College Football Playoff Championship Game.

Shortly after the new name for AT&T Stadium was announced, Jones took on the responsibilities of spearheading a partnership with the City of Frisco (TX) and the Frisco Independent School District to develop a new home for the Cowboys World Headquarters and training facility in Frisco. The Star in Frisco opened its doors for operation in the summer of 2016. Located in a rapidly growing community of more than 200,000 residents, The Star is a partnership with the City of Frisco and Frisco ISD that focuses on inspiring a strong future for high school football, youth sports and the next generation of players and fans by uniquely engaging them at the place where the Dallas Cowboys live, work and practice.

The Star is the only NFL training facility in the U.S. that is shared with a public high school athletic program. All 12 Frisco ISD high schools play home games within Ford Center at The Star, a state-of-the-art, 510,000-square-foot indoor athletic facility. With a capacity of 12,000 seats, Ford Center hosts a variety of events in addition to football games, such as concerts, collegiate basketball, professional boxing, award shows, soccer matches and meetings, to name a few.

The Star includes a 91-acre mixed-use development located on the Dallas Tollway. In addition to the team's headquarters, the project features shopping, dining, nightlife, athletic, fitness, event, hotel and residential options.

Prior to focusing much of his energy on the innovative projects in Arlington and Frisco, Jones' stewardship of historic Texas Stadium in Irving left behind a legacy of facility management that maximized the use and visibility of the venue into a year-round destination for sporting, entertainment, community and corporate events on an unprecedented level.

Jones has enjoyed a lifelong association with the game of football. A four-year letterman as a linebacker and special teams standout at the University of Arkansas, Jones was a starter for the Razorbacks in the Orange Bowl Classic Game that followed the 1986 season. Prior to attending the University of Arkansas, Jones was an all-state quarterback and a three-year starter at Catholic High School in Little Rock, Arkansas. In February of 2015, Jones was inducted into the Arkansas Sports Hall of Fame, where he joined his father who was a 1999 inductee.

In 2016 Jones was awarded the Junior Achievement Legacy Award which goes to a person whose leadership supports academic excellence in Arkansas. Jones followed that honor up in 2017, being named the 2017 Arkansan of the Year by Easter Seals Arkansas.

He earned his degree in chemical engineering from Arkansas in 1988 and immediately went to work in the oil and gas business for JMC Exploration as an engineer. In 2013 he was inducted as a member of the Arkansas Academy of Chemical Engineers.

On Feb. 25, 1989, Jerry Jones purchased the Dallas Cowboys and installed Stephen into a key front office position as one-of-three vice presidents with the club.

Jones is a past president of the Dallas Chapter of the Young Presidents' Organization. He serves on the board of directors for Complexity Gaming as well as the Cotton Bowl Athletic Association. He also serves on the board for the Dallas Citizens Council. He is a former member of the NFL's Business Ventures Committee, and he is also a member of the board of directors for Legends Hospitality - the joint stadium catering venture involving the Dallas Cowboys and the New York Yankees organizations that Jones was instrumental in creating. In the spring of 2015, Jones was inducted into the Arkansas Sports Hall of Fame.

Jones was born in Danville, Arkansas and raised in Little Rock. He and his wife, Karen, live in Highland Park, Dallas and have four children and four grandchildren.

CHARLOTTE JONES

Chief Brand Officer
Co-Owner



Charlotte Jones is the Chief Brand Officer and Co-Owner of the Dallas Cowboys Football Club. For more than 30 years, she has overseen all business operations, strategies and applications surrounding the team's brand as it is presented to fans worldwide. Her experience has propelled her forward as one of the most innovative and versatile executives among women in professional sports and executive as a whole. Jones' vision and direction leads the Cowboys in brand marketing, fan engagement, stadium design, entertainment, licensed apparel, cause marketing and community relations.

Jones played a significant role in shaping the design, décor, sponsor integration and overall presentation of AT&T Stadium, the renowned state-of-the-art venue that opened in Arlington, Texas in 2009. Under Jones' guidance, the venue has played host to some of the highest profile sports and entertainment events in the world - among those are Super Bowl XLV, the 2010 NBA All-Star Game, the 2014 NCAA Men's Final Four, the annual Cotton Bowl Classic and the first-ever College Football Championship game in 2015. She was instrumental in bringing the Academy of Country Music Awards to AT&T Stadium to celebrate the 50th anniversary, breaking ratings and attendance records, as well as WrestleMania 32, which broke WWE's all-time attendance record.

The stadium's signature element is one of the most prominent public art collections, the Dallas Cowboys Art Collection at AT&T Stadium and The Star in Frisco. Consisting of 98 commissioned and original works of art by 65 established and emerging contemporary artists, the collection is displayed on the walls and in the grand public spaces of the stadium and the world headquarters at The Star. In 2013 Jones and her mother, Gene Jones, were the recipients of the Texas Medal of Arts - Arts Patrons Award, presented by the Texas Cultural Trust. The Gene and Jerry Jones Family Arlington Youth Foundation continues to work with the Arlington Independent School District to create a unique program to expose students to the arts.

Jones played an influential role in the design and development of The Star in Frisco, the Dallas Cowboys World Headquarters, team training facility and event center located in Frisco, Texas. Opened in 2016, the 91-acre mixed-use development serves as the team's headquarters and a destination for shopping, dining, nightlife, sports rehabilitation, fitness, events, The Omni Hotel, luxury residential living and commercial real estate. For the past three years, the Ford Center at The Star played host to the Academy of Country Music Awards, and in 2025, The Star welcomed back the ACM's to celebrate its 60th anniversary. Charlotte was integral in negotiating a five-year deal bringing the Dallas Open ATP 500 tennis tournament to the Star, which began in 2025. AT&T Stadium will host two major events in 2026 - the INDYCAR Grand Prix of Arlington and a tournament-high nine matches, including the semi-final, of the FIFA World Cup.

Recognized as one of the most prominent and impactful women in sports, Jones was named Chairman of the NFL Foundation in 2012 where she is responsible for spearheading the NFL efforts in youth football participation, health and safety, and community outreach. She is the first woman to serve in this position and is the first female executive in history to lead a major professional sports league charitable foundation. In 2014 she was appointed to the first NFL Conduct Committee, which endorses and enhances the new personal conduct policy for all NFL players and employees. She also serves on the Health and Safety Committee and the NFL's Legalized Sports Betting Committee. Concurrently, Jones is President of Dallas Cowboys Cheerleaders, serving as a judge for the internationally ac-

claimed dance team for over three decades. She was featured in Making the Team, the longest running and highest rated series on CMT, and the docu-series America's Sweethearts: Dallas Cowboys Cheerleaders, which reached #1 in the US on Netflix.

In the philanthropy space, Jones became the first female to serve as Chairman of The Salvation Army's National Advisory Board from 2010-14. In 1997 she introduced a groundbreaking approach to fundraising on the worldwide stage by harnessing a Thanksgiving Day national television audience during the Cowboys halftime as the kickoff to The Salvation Army's National Red Kettle Campaign. Jones set the wheels in motion, helping the Army raise over three billion dollars and touch lives across the globe by combining the Dallas Cowboys and popular musical entertainers featured on network television during one of the most watched NFL games. Since that initial halftime presentation, which featured the musical talents of Reba McEntire, other major entertainers performing at the Thanksgiving halftime show included Randy Travis, Clint Black, Toby Keith, Destiny's Child, Sheryl Crow, Carrie Underwood, Kelly Clarkson, the Jonas Brothers, Keith Urban, Enrique Iglesias, Kenny Chesney, Selena Gomez, Pitbull with Ne-Yo, Luke Bryan, Eric Church, Thomas Rhett, Meghan Trainor, Ellie Goulding, Kane Brown, Luke Combs and Lainey Wilson. With an average viewing audience of 41.7 million, the 2023 Thanksgiving game enjoyed a halftime performance by the legendary Dolly Parton, which was the most watched of the regular NFL season and third most watched regular season game ever.


In 2017 Jones was inducted into the Arkansas Sports Hall of Fame for Football Administration. Jones' spirit of involvement in the local community extends far beyond the realm of professional football. Since 1989 she has been actively involved with leadership roles in a wide range of organizations that include: The Boys and Girls Clubs of America, Southwestern Medical Foundation, the President's Advisory Council for The Dallas Center for Performing Arts Foundation, a member of C200, TACA Board of Governors, The Salvation Army, The Rise School, Shelton School, Make-A-Wish North Texas Presidents Council, Dallas Symphony and the Super Bowl XLV Host Committee. She chaired the 2014 North Texas Final Four Host Committee, responsible for hosting and organizing the record setting men's basketball championship at AT&T Stadium. Jones serves as President of the Gene and Jerry Jones Family Foundation and the Gene and Jerry Jones Family Arlington Youth Foundation which enhances the quality of life for youth of the City of Arlington by funding programs and facilities dedicated to football and athletics, health and wellness, education and the arts. She also serves on the SoftBank Advisory Council. She is a member of the James Madison Council, a philanthropic advisory group for the Library of Congress.

Since 2020 Jones has proudly served as Chairman of the National Medal of Honor Museum Foundation. The Museum and Griffin Institute opened in Arlington Texas in March 2025. It was designed to preserve and share the remarkable stories of the fewer than 4,000 individuals who have received the Medal of Honor and the 40 million members of the Armed Forces they served alongside. Its purpose is to recognize the values and ideals of the prestigious Medal of Honor: Courage, Sacrifice, Commitment, Integrity, Citizenship, Patriotism and to fulfill its mission to inspire America.

A native of Little Rock, Arkansas, Jones travels across the country speaking on philanthropic initiatives, brand innovation and cultivating the most valuable sports franchise in the world. She is a graduate of Stanford University and a proud mother of three children: daughter Haley, and sons Shy and Paxton, and one grandchild. She and her husband, Amir Rozwadowski, reside in Dallas.

JERRY JONES JR.

Chief Sales and Marketing Officer
Co-Owner



As Co-Owner and Chief Sales and Marketing Officer, Jerry Jones, Jr. is a key member of the Dallas Cowboys front office, overseeing the club's entire sales and marketing efforts, both those directed at the team's loyal fans as well as its corporate partners. With the Cowboys unique vertical structure, Jones leads a team that is not only responsible for the sales and marketing of the club, but also its vast merchandising business as well as all digital and broadcast media.

Jones was instrumental in the design and planning of AT&T Stadium, viewed as one of the world's truly unique sports and entertainment venues and he played an integral role in the development of the Dallas Cowboys World Headquarters and Training Facility located at The Star in Frisco, Texas. His desire to make the Cowboys practice facility about health and wellness, sports nutrition and sports medicine led to the building of the Baylor Scott and White Sports Therapy and Research Center. This 300,000-square-foot campus for sports medicine and sports performance opened its doors in June 2018. In keeping with his desire to create a destination for health and wellness, Jones was instrumental in building Cowboys Fit at The Star, a three-story 65,000-square-foot premier health and fitness center where members exercise and train to a Cowboy-centric workout routine. Since then, four other Cowboys Fit locations have been opened in Plano (June 2019), in the AT&T Discovery District in downtown Dallas (May 2020), Pflugerville (November 2020) and East Dallas (Summer 2022). In addition, he was instrumental in creating Cowboys Club, a first of its kind private membership club complete with private restaurant overlooking the practice fields.

From 2007 to 2008 Jones guided the transition of 65,000 season ticket holders as well as over 300 suite owners from Texas Stadium to the club's new home that opened in 2009. With a stadium capable of holding up to 100,000 fans, with eight club areas and 3.0 million square feet of space, this monumental effort required the expansion of the club's sales team to over 60 employees dedicated to personalized customer service. At the same time, Jones has also been deeply involved in the extension and expansion of the club's already sizable corporate sponsorship base. In recent years, Jones has directed the extension of long-term agreements with numerous valued partners like Miller Brewing, Ford, Bank of America, Pepsi and Dr Pepper as well as the expansion of the AT&T partnership to include stadium naming rights.

In both 2008 and 2009 these efforts were recognized by Sports Business Journal when Jones was named to their "40 Under 40" list of executives under the age of 40 who are making the greatest contribution to their organization and the world of sports and entertainment.

On the broadcast front, Jones oversaw the 2006 move to bring the club's radio broadcast in-house. The move added English radio to the club's stable of English and Spanish tele-


vision programming as well as the Spanish radio broadcast. Dallas Cowboys Media Department now originates over 40 hours a week of original television, radio, podcasts and internet programming aired across the Dallas Cowboys Broadcasting Network in five states and their owned and operated distribution platforms including dallascowboys.com, Cowboys Mobile (iOS and Android) and Cowboys Now (on Roku, Amazon Fire and Apple TV). Through his work, Jones has helped foster the NFL's largest team-operated media broadcast network.

Jones has established a growing reputation at the league level as it relates to sales and marketing. In the past, he has served on the NFL's Marketing Executives Committee, the Internet Working Group Committee and the League's Digital Media Committee.


In 2001, to help further the Dallas Cowboys marketing and brand image initiatives, Jones became the CEO of Dallas Cowboys Merchandising, Ltd. (DCM), a company formed in 1996 to design, manufacture and distribute Dallas Cowboys merchandise throughout the world. To date, the Cowboys are still the only major league sports team to form such an entity, enabling their fans to have the unique opportunity to enjoy the authenticity of team merchandise and memorabilia, straight from the source. DCM and the Dallas Cowboys continue to thrive as one of the top teams in NFL sales over the past 20 years. Today DCM has over 30 retail locations throughout Texas, Oklahoma and New Mexico, including the 15,000-square-foot Pro Shop in AT&T Stadium and a 7,000-square-foot Pro Shop at the team headquarters facility, The Star in Frisco, TX. In 2020 DCM moved into a 400,000-square-foot manufacturing and distribution headquarters in Frisco, TX.

Jones took over as the club's Chief Marketing Officer in 2001 after first joining the club in 1996 as Vice President and General Counsel. He spent his early years negotiating rookie contracts, local radio and television broadcast rights fees and sponsorship agreements. He was also instrumental in launching the Dallas Cowboys official website, which continues to be at the forefront of internet technology and has become one of the NFL's most comprehensive and innovative team pages. In 2003 the site won the NFL's award for best overall team website, and in 2006, the site won the NFL's award for best content. With Jones' leadership, dallascowboys.com has had higher unique visitors, page views, and time spent on site every year since the league began tracking team sites. Additionally, they boast the largest social media community in the NFL.

Jones, born Sept. 27, 1969, earned his law degree from Southern Methodist University in 1995. He completed his undergraduate coursework at Georgetown University, where he majored in political science and graduated with a BA in 1992. Jones and his wife reside in Dallas, Texas with their children.



STAFF



★ ★ **TOM LANDRY** ★ ★

BRIAN SCHOTTENHEIMER

Head Coach

Florida

Head Coach: 1st Year • NFL: 26th Year • Cowboys: 4th Year



SCHOTTENHEIMER'S COACHING HISTORY

1997.....	St. Louis Rams, Offensive Asst.
1998.....	Kansas City Chiefs, Offensive Asst.
1999.....	Syracuse, WR
2000.....	Southern California, Tight Ends
2001.....	Washington Commanders, QB
2002-05.....	San Diego Chargers, QB
2006-11.....	N.Y. Jets, OC
2012-14.....	St. Louis Rams, OC
2015.....	Georgia, OC/QB
2016-17.....	Indianapolis Colts, QB
2018-20.....	Seattle Seahawks, OC
2021.....	Jacksonville Jaguars, Pass Game Coord.
2022.....	Dallas Cowboys, Consultant
2023-24.....	Dallas Cowboys, OC

Brian Schottenheimer was named the 10th head coach of the Dallas Cowboys on Jan. 24, 2025 after two seasons as the team's offensive coordinator.

Over Schottenheimer's two seasons as the steward of the Cowboys offense, Dallas ranked second in completions (826),

third in pass attempts (1,251) and sixth in big pass plays (25-plus yards, 69), points-per-game (25.3) and total first downs (712) while also finishing with the seventh-lowest sack percentage on passing plays (5.9%).

The Cowboys battled through a litany of injuries throughout the 2024 season, including injuries to key offensive cogs Dak Prescott (nine games missed due to injury), Zack Martin (seven), CeeDee Lamb (two) and Jake Ferguson (three). Despite those obstacles, Dallas had several players reach career milestones. Rico Dowdle eclipsed 1,000 yards for the first time in his career (1,079), becoming the first undrafted player in franchise history to reach the milestone. CeeDee Lamb also completed a standout season for the club, earning Pro Bowl honors and a second-team All-Pro nod after tallying 100 receptions for the third consecutive season to join Brandon Marshall and Michael Thomas as the only three players in NFL history with 100 catches in three of their first five NFL campaigns. Tyler Smith also earned a Pro Bowl berth after holding the fort for an offensive line that ranked ninth in sack percentage on the year (5.6%).

In his first year as the Cowboys offensive coordinator, Dallas led the league in scoring offense (29.9 points-per-game), ranked fifth in total offense (371.6 yards-per-game) and third in passing yards-per-game (258.6), all higher averages than 2022. Under Schottenheimer, Dallas scored 509 total points in 2023, the second-most points scored in a season in franchise history. Dallas also led the league with five 40-point games, tied for the most such games in team history. Schottenheimer, along with McCarthy, emphasized complementary football, as Dallas' 16 giveaways tied for the second-fewest in the league in 2023 and were the third-fewest turnovers in a season in the club's 63-year history. Schottenheimer, who primarily worked with Scott Tolzien and the quarterbacks in practice, assisted Prescott to a career season. Prescott led the NFL with 36 touchdown passes and totaled career-highs in completion percentage (69.5%) and passer rating (105.9) while finishing second in the league MVP voting at NFL Honors.

Schottenheimer, a veteran coach with 25 years of NFL coaching experience and 15 years as an offensive coordinator at the pro level, previously served as a consultant for the Cowboys throughout the 2022 season, studying future opponents and assisting both the offensive and defensive units with game planning and self-scouting.

Before joining Dallas, Schottenheimer was the passing game coordinator for Jacksonville during the 2021 season,

assisting with the Jaguars No. 1 overall selection, Trevor Lawrence, who finished his rookie season with a single-season team rookie record 3,641 passing yards on a rookie record 359 completions.

Previously, Schottenheimer spent three seasons (2018-20) as the Seattle Seahawks offensive coordinator, in which he helped lead the Seahawks to three consecutive postseason appearances. Over those three seasons, Seattle ranked third in touchdown passes (106), passer rating (106.8) and rushing yards-per-game (140.2), second in big play rush percentage (10-plus yards, 14.0%) and sixth in points-per-game (26.9).

In 2020 the team set franchise records for points scored (459) and points-per-game (28.7), while Russell Wilson marked his career milestones in touchdowns (40) and completion percentage (68.8) en route to his seventh Pro Bowl.

Additionally, Schottenheimer served as the quarterbacks coach for the Indianapolis Colts from 2016-17, working with Pro Bowl passer Andrew Luck, who established a then single-season career-high in completion percentage (63.5) and finished the season ranked eighth in passing yards (4,240), fifth in passing touchdowns (31) and ninth in passer rating (96.4).

Schottenheimer served as the offensive coordinator/quarterbacks coach at Georgia in 2015 when the Bulldogs totaled 4,904 yards of offense and averaged 190.4 rush yards-per-game behind the backfield tandem of Sony Michel (1,161) and Nick Chubb (747), the latter of whom led all Division I players with 8.1 yards-per-rush on the year.

Prior to his return to the collegiate ranks, Schottenheimer spent three seasons as the offensive coordinator for the St. Louis Rams (2012-14). The Rams tallied 38 touchdowns in 2013, which was then the most in a single season for the franchise since 2006 when they reached the endzone 39 times. Under Schottenheimer, Zac Stacy rushed for 973 yards - the fourth-most rushing yards in franchise history by a rookie - while Jared Cook set the Rams then single-season record for receiving yards by a tight end (671).

Schottenheimer spent six seasons as the New York Jets offensive coordinator (2006-11), including assembling an offense that helped the Jets earn back-to-back appearances in the AFC Championship Game from 2009-10 while also leading the NFL in rushing (160.3 yards-per-game). During those two seasons, Schottenheimer tutored quarterback Mark Sanchez, who joined Ben Roethlisberger as the only two quarterbacks in NFL history to reach the conference championship in their first two seasons in the league.

In four seasons with San Diego as the quarterbacks coach (2002-05), Schottenheimer helped Drew Brees become the NFL Comeback Player of the Year and earn Pro Bowl honors for the first time in his career after throwing 27 touchdown passes and finishing third in the NFL in passer rating in 2004.

Prior to San Diego, Schottenheimer worked for his father, Marty, in Washington and Kansas City. He was an offensive assistant with the Chiefs in 1998 and was the quarterbacks coach during his lone season with Washington in 2001.

In between those two stops, Schottenheimer moved to the collegiate level, overseeing tight ends at Southern California in 2000 and wide receivers at Syracuse in 1999.

Schottenheimer got his start as an offensive assistant under Dick Vermeil with the St. Louis Rams in 1997.

As a player, Schottenheimer earned three letters as a quarterback at the University of Florida from 1994-96, where he played under Steve Spurrier and backed up Heisman Trophy winner Danny Wuerffel during the Gators 1996 National Championship season. His career began at the University of

Kansas where he played one season in 1992 before transferring to Florida.

Schottenheimer and his wife, Gemmi, have a son, Sutton, and a daughter, Savannah.

Brian Schottenheimer – Born Oct. 16, 1973, Denver, Colo. Quarterback Florida 1994-96. Pro: No pro playing experience. College Coach: Syracuse 1999, Southern California 2000, Georgia 2015. Pro coach: St. Louis Rams 1997 and 2012-14, Kansas City Chiefs 1998, Washington 2001, San Diego Chargers 2002-05, New York Jets 2006-11, Indianapolis Colts 2016-17, Seattle Seahawks 2018-20, Jacksonville Jaguars 2021, Dallas Cowboys 2023-24.

JUNIOR ADAMS

Wide Receivers

Montana State
NFL: 1st Year - Cowboys: 1st Year



ADAMS' COACHING HISTORY	
2004-06Montana State, WR/KR
2007Prosser HS (Wash.), WR/KR
2008Tennessee-Chattanooga, RB
2009-13Eastern Washington, WR
2014-15Boise State, WR
2016Boise State, Pass Game Coord.
2017-18Western Kentucky, OC/WR
2019-21Washington, WR
2022-24Oregon, Co-OC/WR

Junior Adams joins the Dallas Cowboys as the wide receivers coach for the 2025 season, bringing with him a wealth of experience and a proven track record of developing top-tier talent at the collegiate level.

who now plays for the Buffalo Bills and was drafted by the Dallas Cowboys in the 2018 NFL Draft. In 2017 the Hilltoppers led C-USA and ranked seventh nationally in passing offense (335.0).

Adams took his first FBS job at Boise State and spent his first two years (2014-15) as wide receivers coach before his promotion to passing game coordinator in 2016. The Broncos went 10-3 in 2016, and under Adams, Boise State led the Mountain West in passing offense with 298.3 yards-per-game.

As the wide receivers coach at Eastern Washington (2009-13), Adams was a key figure in the development of Super Bowl MVP Cooper Kupp. In 2013 Kupp won the Jerry Rice Award after leading the nation with 1,691 receiving yards, the fourth-most in FCS history. He became the second freshman wide receiver since 1990 to earn first-team FCS All-America honors (Randy Moss, 1996).

Before moving back to the Pacific Northwest, Adams coached running backs at Chattanooga in 2008 and wide receivers at Prosser, Wash., High School in 2007. While at Prosser High School, Adams worked under Tom Moore, the father of current New Orleans Saints head coach Kellen Moore, and helped Prosser High to a Class 2A WIAA state title.

Adams began his coaching career as the wide receivers and kick returners coach at his alma mater, Montana State.

Adams' collegiate playing career began as a wide receiver at Oregon State before transferring to Montana State. He still ranks in the top-10 in Montana State history in terms of receiving yards (1,635), despite playing for the Bobcats for only two seasons. He earned honorable mention All-America and first-team All-Big Sky in 2002.

Adams was born and raised in Fremont, Calif., and he graduated from Montana State with a bachelor's degree in sociology.

Adams, a former wide receiver himself, most recently spent the last three years as the co-offensive coordinator and wide receivers coach at Oregon, where he developed key players such as Tez Johnson and Troy Franklin. In 2024 Johnson led the Ducks and ranked 14th in FBS with 83 receptions to go along with 898 yards and 10 touchdowns (tied for 11th in FBS). Two seasons ago, also under Adams, Franklin's 1,383 receiving yards were sixth in the nation. Under Adams, Oregon had the 13th-ranked passing attack in the country (279.5 yards-per-game) in 2024.

Prior to Oregon, Adams spent three seasons as the wide receivers coach at the University of Washington. Two of Adams' top recruits, Jalen McMillan (470 yards) and Rome Odunze (415) finished first and third on the team in receiving yards in 2021 while combining to catch seven touchdowns. He also developed several young receivers during the COVID-shortened 2020 season, including sophomore Puka Nacua, who was drafted by the LA Rams in 2023 and was the runner up AP NFL Offensive Rookie of the Year. Odunze was the ninth overall selection in the 2024 NFL Draft, and McMillan was a third round selection by Tampa Bay in 2024.

Adams' first experience as an offensive coordinator came at Western Kentucky, where he directed a high-flying passing attack that helped the Hilltoppers make the 2017 Cure Bowl. He coached six All-Conference USA players at Western Kentucky and mentored quarterback Mike White,

Junior Adams – Born Oct. 20, 1979, Fremont, Calif. Wide Receiver Oregon State/Montana State 1999-02. Pro: No pro playing experience. College Coach: Montana State 2004-06, Tennessee-Chattanooga 2008, Eastern Washington 2009-13, Boise State 2014-16, Western Kentucky 2017-18, Washington 2019-21, Oregon 2022-24. Pro coach: Joined the Dallas Cowboys in 2025.

KLAYTON ADAMS

Offensive Coordinator

Boise State

NFL: 7th Year • Cowboys: 1st Year



ADAMS' COACHING HISTORY

2006.....	Boise State, GA
2007-08	Western Washington, Run Coord./OL
2009.....	Sacramento State, OT/TE
2010.....	Sacramento State, OL
2011-12.....	San Jose State, TE
2013-15	Colorado, RB/TE
2016-17	Colorado, OL
2018.....	Colorado, Co-OC/OL
2019-20	Indianapolis Colts, Asst. OL
2021-22	Indianapolis Colts, TE
2023-24	Arizona Cardinals, OL

The Dallas Cowboys hired Clayton Adams as offensive coordinator on Brian Schottenheimer's inaugural coaching staff for the 2025 season.

Adams is a veteran coach with 19 years experience at the collegiate and NFL level and brings a strong

foundation of run-game designs and blocking schemes with him to Dallas.

Adams spent the 2023-24 seasons with the Arizona Cardinals as the offensive line coach, helping design one of the most effective run games in the league and resurrecting the career of running back James Conner, who saw a career resurgence with the Cardinals. Over those two years, Arizona ranked third in rushing offense (141.6 yards-per-game), second in rushing average (5.02 yards-per-carry) and led the league big-play rushing (10-plus yards on 15.4% of carries). The Cardinals recorded seven games with 200 yards on the ground during Adams' tenure - third behind only Baltimore (nine) and Philadelphia (eight) - and averaged a first down on 28.2% of rush attempts, the third-best mark league-wide.

In 2024 Arizona built off its smashing success from the previous season, recording the fourth-highest rushing total in franchise history (2,451 yards) and the highest rushing average ever by a Cardinals offense, averaging 5.29 yards-per-carry. Conner again led the team in rushing, eclipsing 1,000 yards for the second straight season and second time in his career. The Cardinals offensive front allowed only 30 sacks on the year, the fifth-fewest in the league.

James Conner recorded the first 1,000-yard season of his career in 2023 behind Adams' offensive line unit, and the season marked just the second time since 1970 - first time in 44 years - the Cardinals finished a season ranked in the top-five in the league in rushing yards, finishing fourth with 2,365 yards. Paris Johnson started all 17 games at right tackle as a rookie for the offense and helped the Cardinals lead the NFL with 23 runs of 20+ yards, joining Baltimore, Philadelphia and Minnesota as the only four teams to have at least 23 runs of 20+ yards in the last 10 years.

Adams coached tight ends his final two seasons (2021-22) with Indianapolis after working as the team's assistant offensive line coach for two years (2019-20).

Adams coached a Colts offense that finished second in rushing yards-per-game (194.4) and ninth in points-per-game (26.5) in 2021. His tight end group combined for 64 receptions for 724 yards and seven scores that season, supplementing a Colts rushing attack that featured Jonathan Taylor, who put together one of the best single-season performances in team history. Taylor led the NFL in scrimmage yards (2,171), rushing yards (1,811), rushing touchdowns (18), 100-yard rushing games (10) and first downs runs (107) and ranked second in total points (120) by a non-kicker.

In 2020 Adams assisted a Colts offensive line that tied for the second-fewest sacks allowed in the NFL (21). Taylor became just the fifth rookie in franchise history to have 1,000 rushing yards (1,169) and finished third in the NFL in rushing. Quenton Nelson (first-team) and Ryan Kelly (second-team) each earned All-Pro honors and were selected to the Pro Bowl for the second consecutive year.

The Colts tied for the ninth-fewest sacks allowed in the NFL (32) and finished seventh in rushing (133.1 yards-per-game) in 2019. It was the team's first top-10 finish in rushing since 2001. Nelson and Kelly earned their first Pro Bowl selections, marking the first time since 2006 that two Colts offensive linemen made the Pro Bowl.

Prior to the NFL, Adams spent six seasons at Colorado where he was the team's co-offensive coordinator/offensive line coach in 2018 after spending two seasons (2016-17) as the Buffaloes offensive line coach and three years (2013-15) coaching running backs/tight ends. He helped running back Phillip Lindsay become the first player in school history to have 1,000-plus rushing yards in back-to-back seasons (1,474 in 2017 and 1,189 in 2016).

Adams coached tight ends for two seasons (2011-12) at San Jose State, spent two seasons (2009-10) at Sacramento State as the team's offensive tackles/tight ends coach in 2009 prior to being promoted to offensive line coach in 2010.

He spent two seasons at Western Washington (2007-08) as run game coordinator/offensive line coach after starting his coaching career at his alma mater, Boise State, in 2005 as a student assistant then as an offensive graduate assistant in 2006.

Adams played center at Boise State where he was a part of two WAC Championship teams (2003-04) that combined for a 24-2 record. He earned second-team All-WAC honors as a senior in 2004.

He graduated from Boise State with a bachelor's degree in Mass Communications. He and his wife, Stefani, have three daughters, Mya, Emmy and Harper.

Klayton Adams – Born Feb. 13, 1983, Sacramento, Calif. Center, American River College 2001-02, Boise State 2003-04. Pro: No pro playing experience. College Coach: Boise State 2006, Western Washington 2007-08, Sacramento State 2009-10, San Jose State 2011-12, Colorado 2013-18. Pro coach: Indianapolis Colts 2019-22, Arizona Cardinals 2023-24. Joined the Dallas Cowboys in 2025.

BRYAN BING

Assistant Defensive Line

Methodist (N.C.)
NFL: 3rd Year • Cowboys: 1st Year



Bryan Bing joined the Dallas Cowboys in 2025 as the assistant defensive line coach, joining new defensive coordinator Matt Eberflus in the transition from Chicago to Dallas.

BING'S COACHING HISTORY

- 2016.....Heidelberg, RBs
- 2017.....Kent State, Graduate Asst.
- 2018.....Butler, DTs
- 2019-20 ..Pittsburgh, Graduate Asst.
- 2021-22 ...Wofford, DL
- 2023.....Indianapolis Colts, Fellowship
- 2024.....Chicago Bears, Asst. DL

While with Chicago in 2024, Bing helped defensive end Montez Sweat record 5.5 sacks, marking his sixth consecutive season with at least 5.0 sacks.

Bing joined the NFL coaching ranks in 2023 as the Indianapolis Colts Tony Dungy Diversity Coaching Fellow. The fellowship was established by the Colts in 2022 to hire diverse and talented football coaches to full-time, year-long coaching positions, providing opportunities to gain valuable experience as they progress in their careers

Prior to Indianapolis, Bing spent a two-year stint at Wofford as the defensive line coach. Defensive end Michael Mason achieved first-team All-Southern Conference recognition under Bing.

Bing served as defensive graduate assistant at the University of Pittsburgh from 2019-20. In 2019 the Panthers led

the nation in total defense and sacks, as defensive lineman Jaylen Twyman earned first-team All-ACC honors. Pitt once again nabbed the top spot in sacks in 2020 as Patrick Jones and Rashad Weaver earned consensus All-America honors. Bing also worked with defensive tackle Calijah Kancey who totaled 27 tackles, 2.5 tackles for loss and 1.5 sacks on his way to freshman All-America honors in 2020.

Prior to Pittsburgh, Bing led Butler's defensive tackles in 2018.

The former linebacker spent 2017 as a defensive graduate assistant at Kent State, helping the Golden Flashes to Mid-American Conference top-three marks in third down defense, pass defense and tackles for loss.

Bing made his coaching debut as Heidelberg's running backs coach in 2016, mentoring All-Ohio Athletic Conference Bryan Lacey.

The Bradenton, Fla., native played linebacker at Methodist University (N.C.) where he totaled 316 tackles on his way to two All-South Region selections and three All-USA South Athletic Conference nods.

Bing graduated with a bachelor's in criminal justice from Methodist in 2015 before earning his master's in sports recreation and management from Kent State in 2018.

Bryan Bing – Born Jan. 18, 1993, Bradenton, Fla. Linebacker Methodist University 2011-15. No pro playing experience. College Coach: Heidelberg 2016, Kent State 2017, Butler 2018, Pittsburgh 2019-20, Wofford 2021-22. Pro coach: Indianapolis Colts 2023, Chicago Bears 2024. Joined the Dallas Cowboys in 2025.

DAVE BORGONZI

(hore-GONE-zee)

Linebackers

Amherst
NFL: 15th Year • Cowboys: 4th Year



After starting his NFL coaching career with the Cowboys 14 years ago, Dave Borgonzi returns to Dallas as the linebackers coach in 2025, a role he previously held under new defensive coordinator Matt Eberflus for the past seven seasons.

BORGONZI'S COACHING HISTORY

- 2006-07 ..Syracuse, GA
- 2008-10 ..Harvard, DB
- 2011-12...Dallas Cowboys, Def. Asst.
- 2013.....Dallas Cowboys, Off. Asst.
- 2014-17 ..Tampa Bay Buccaneers, Def. QC
- 2018-21 ..Indianapolis Colts, LB
- 2022-24 ..Chicago Bears, LB

Prior to arriving in Dallas, Borgonzi spent the last three seasons as the linebackers coach with the Chicago Bears. While in Chicago and working under Eberflus, Borgonzi helped elevate a Bears defense that was one of the

best in the league in 2023. Chicago's 86.4 rushing yards allowed-per-game and 1,468 total rushing yards allowed on the season were both the fewest in the NFL. The Bears became just the seventh NFL team since 1970, and third since 2000, to go from last or second to last in rush defense to top-five the following season. Chicago allowed only one 100-yard rusher during the entire 2023 campaign (Week 18 - Aaron Jones, 111).

While in Chicago, Borgonzi was instrumental in the development of T.J. Edwards and Tremaine Edmunds. In 2023 Edwards finished seventh in the NFL with 153 tackles, which was third on the Bears single-season tackle list (since 1991).

Before Chicago, Borgonzi spent four seasons under Eberflus with the Indianapolis Colts. While in Indianapolis,

gongzi helped elevate a Bears defense that was one of the

the Colts were the only NFL defensive unit to be ranked in the top-10 in scoring defense, run defense and takeaways in each of the 2020 and 2021 seasons. The Colts also finished in the top-10 in the league in run defense and takeaways in all four of Borgonzi's seasons as linebackers coach. Borgonzi helped mentor four-time All-Pro and three-time Pro Bowl linebacker Shaquille Leonard into one of the most productive players at his position.

Prior to his four-year stint with Indianapolis, Borgonzi served as defensive quality control/assistant linebackers coach at Tampa Bay for four seasons (2014-17). In 2016 the Buccaneers defense forced 29 takeaways, the third-highest mark in the league.

Borgonzi embarked on his NFL coaching career with the Dallas Cowboys as a coaching assistant, starting out on the defensive side of the ball, specifically with the secondary

(2011-12). In 2013 he became an offensive assistant, spending most of his time with the offensive line.

Before the NFL, Borgonzi began his coaching career as a graduate assistant at Syracuse, working with the secondary and defensive line, all while earning his master's degree in education. He then moved on to Harvard, where he served as the defensive backs coach from 2008-10.

A native of Everett, Mass., Borgonzi graduated from Amherst College with a degree in law, jurisprudence and social thought. He was a former inside linebacker at Amherst, starting three seasons and named team captain during his senior year.

Borgonzi and his wife, Alyssa, have a daughter, Gianna, and a son, James. His brother, Mike Borgonzi, is the general manager of the Tennessee Titans.

Dave Borgonzi – Born November 19, 1982, Everett, Mass., Linebacker Amherst College 2002-05. College coach: Syracuse 2006-07, Harvard 2008-10. Pro coach: Dallas Cowboys 2011-13, Tampa Bay Buccaneers 2014-17, Indianapolis Colts 2018-21, Chicago Bears 2022-24. Re-joined the Dallas Cowboys in 2025.

TYLER BOYLES

Chief of Staff

Shawnee State (Ohio)

NFL: 5th Year • Cowboys: 1st Year



BOYLES' COACHING HISTORY

2014.....LaGrange College, QB/Director of Football Ops
 2015-16 ...Middle Tennessee State, GA
 2017-19 ...Middle Tennessee State, Off. OC
 2020-21 ...Indianapolis Colts, Asst. to the HC
 2022.....Indianapolis Colts, Manager of Coaching Ops
 2023.....Carolina Panthers, Off. QC/Asst. to the HC

Tyler Boyles will serve as the chief of staff for the Dallas Cowboys in 2025, his first season with the Cowboys under

Before working in the NFL, Boyles spent five years at Middle Tennessee State as the school's offensive quality control coach (2017-19) and as a graduate assistant (2015-16). Prior to that, he was the quarterbacks coach and director of football operations at LaGrange (Ga.) College (2014) and began his coaching career as an offense/football operations intern at Eastern Kentucky (2013).

A graduate of Shawnee State in Ohio, Boyles earned his bachelor's degree in mathematics while he also played guard on the basketball team. He finished ninth all-time in scoring in program history and was voted team captain for two years. He completed multiple master's degrees, first from Eastern Kentucky (sports administration) and then Middle Tennessee State (strategic leadership). A native of Raceland, Ky., Boyles and his wife, Bethany, have two daughters, Emma and Molly.

new head coach Brian Schottenheimer.

Boyles' most recent NFL stop was with the Carolina Panthers in 2023. He worked on the offensive side of the ball while also serving as assistant to the head coach under Frank Reich.

Prior to Carolina, Boyles spent the previous three seasons with Reich in Indianapolis (2020-21), first as the assistant to the head coach before becoming the manager of coaching operations (2022).

Tyler Boyles – Born December 5, 1990, Raceland, Ky. College Coach: LaGrange College 2014, Middle Tennessee State 2015-19. Pro Coach: Indianapolis Colts 2020-22, Carolina Panthers 2023. Joined the Dallas Cowboys in 2025.

RAMON CHINYOUNG Sr. (ruh-MOAN chin-young)

Assistant Offensive Line

Southern

NFL: 4th Year • Cowboys: 3rd Year



Ramon Chinyoung Sr. enters his third season with the Dallas Cowboys and his first as assistant offensive line coach after two seasons as assistant offensive line/quality control.

CHINYOUNG'S COACHING HISTORY

2022.....Denver Broncos, Offensive QC
2023-24Dallas Cowboys, Asst. OL/QC

Chinyoung assisted an offensive line group in 2024 that paved the way for the offense to average 327.5 yards-per-game and 100.3 rush yards-per-game. The unit improved greatly in the second half of the season, blocking for 118.6 rush yards-per-game from Weeks 9-18 and clearing the way for Rico Dowdle to surpass 1,000 rush yards for the first time in his career. Dallas has a strong foundation up front for the future after Tyler Smith earned his second Pro Bowl nod and linemen Tyler Guyton and Cooper Beebe combined for 27 starts and 31 games played as rookies in 2024.

In Chinyoung's first season with Dallas, he helped coach an offensive line that anchored the league's top scoring offense (29.9 points-per-game) while protecting the NFL's passing touchdown leader in 2023 - Dak Prescott (36). Chinyoung also helped oversee two Cowboys offensive linemen garner Pro Bowl and All-Pro honors. Zack Martin was named first-team All-Pro, while Tyler Smith was named second-team in just his second NFL season.

Before joining the Cowboys, Chinyoung entered the NFL in 2022 as an offensive quality control coach for the Denver Broncos.

Chinyoung came to the NFL with 10 years of coaching experience, and he previously served as head coach/campus coordinator at Fort Bend Willowridge High School in Houston, Texas, from 2020-21. In two seasons at the helm, Chinyoung led the Eagles to an appearance in the 2020 Texas High School Football Playoffs.

Prior to Willowridge, Chinyoung spent eight seasons (2012-19) at Westfield High School, also in Houston. He served as assistant offensive line coach for four seasons (2012-15) before being promoted to assistant head coach while also overseeing the offensive line (2016-19). During his eight seasons at Westfield, the Mustangs recorded a 96-15 overall record, including a 58-1 mark in district play and registered first-place finishes in the district every year of his tenure. As assistant head coach, Chinyoung helped lead the team to 47 wins and an undefeated record in district play in each of his final four seasons, including a 12-4 postseason record.

Chinyoung attended Southern University, where he was a four-year letterwinner from 2007-10. He was named first-team All-SWAC on two occasions while being honored as a first-team All-Louisiana player in 2009.

Chinyoung earned a bachelor's degree from Southern University in therapeutic recreation and leisure studies.

He and his wife, Morgan Broussard-Chinyoung, have two sons, Ramon II (RJ) and Myles Henry.


Ramon Chinyoung Sr. — Born Feb. 25, 1988, Houston, Texas. Offensive Lineman, Southern 2007-10. Pro: No pro playing experience. Pro coach: Denver Broncos 2022, Dallas Cowboys 2023-24.

J.J. CLARK

Defensive Assistant/Quality Control

Wheaton (Ill.)

NFL: 1st Year • Cowboys: 1st Year



J.J. Clark joined the Cowboys in 2025 as the defensive assistant/quality control coach after 13 years at the collegiate level, most recently as UTEP's defensive coordinator in 2024.

CLARK'S COACHING HISTORY

2012..... Humboldt State, RB
2013-14 .. Akron, Graduate Assistant
2015.....Wheaton, Def. Pass Game Coord./CB
2016.....Wheaton, Co-DC
2017-18 ..Wheaton, DC
2019-21 .. Indiana Wesleyan, DC
2022..... Austin Peay, Co-special teams Coord./LB
2023..... Austin Peay, DC/Safeties
2024..... UTEP, DC

Under Clark's guidance in 2024, safety Kory Chapman led all of Conference USA with 12.5 tackles for loss,

adding 3.0 sacks and two interceptions for the Miners.

Prior to UTEP, Clark served a two-year stint at Austin Peay, working as co-special teams coordinator and linebackers coach in 2022 and as defensive coordinator and safeties coach in 2023.

Clark spent time as defensive coordinator at Indiana Wesleyan from 2019-21. In 2021 Clark led the Wildcats to the second-fewest points-per-game (11.9) allowed in NAIA .

Clark returned to his alma mater, Wheaton, as defensive pass game coordinator in 2015 before being elevated to co-defensive coordinator in 2016 and becoming the sole defensive coordinator in 2017. The Wheaton defense achieved top-five marks in various categories under Clark, including

rushing defense (66.3 yards-per-game) in 2016, total defense (229.1) and sacks-per-game (4.2) in 2017 and total defense (218.2) and scoring (9.0) in 2018.

Clark spent 2013-14 at Akron as a graduate assistant, helping with the defensive backs.

The Sammamish, Wash., native made his coaching debut at Humboldt State as the running backs coach in 2012.

Clark was a four-year letterwinner and three-year starter at tight end and fullback for Wheaton from 2008-11.

The former tight end earned his bachelor's degree in history from Wheaton College in 2012 and later graduated from Akron with a master's in sports science and administration in 2014.

Clark and his wife, Samantha, have two sons, Shepard and Seeker.

J.J. Clark – Born July 2, 1989, Sammamish, Wash. Tight End Wheaton (Ill.) 2008-11. Pro: No playing experience. College Coach: Humboldt State 2012, Akron 2013-14, Wheaton (Ill.) 2015-18, Indiana Wesleyan 2019-21, Austin Peay 2022-23, UTEP 2024. Pro Coach: Joined the Dallas Cowboys in 2025.

ANDRE CURTIS

Defensive Pass Game Coordinator/Safeties

Virginia Military Institute
NFL: 20th Year • Cowboys: 1st Year



The Dallas Cowboys hired Andre Curtis as their defensive pass game coordinator for the 2025 season following a three-year stint under Matt Eberflus with the Chicago Bears and a 19-year pedigree coaching in the NFL.

CURTIS' COACHING HISTORY

- 2000-03 ... Virginia Military Institute, LB
- 2004-05 ... Georgia Southern, DE
- 2006-08 ... N.Y. Giants, Def. QC
- 2009-11 ... St. Louis Rams, DB
- 2012-14 ... New Orleans Saints, Asst. Secondary
- 2015-16 ... Seattle Seahawks, Asst. Secondary
- 2017..... Seattle Seahawks, DB
- 2018-21 ... Seattle Seahawks, Def. Pass Game Coord.
- 2022-24 ... Chicago Bears, Safeties

Clark worked under Matt Eberflus with the Chicago Bears and a 19-year pedigree coaching in the NFL.

Curtis was the safeties coach from 2022-24 in Chicago, working under Eberflus to coach one of the best ball-hawking secondaries in the NFL. During those three seasons, Chicago ranked sixth in the NFL - and just ahead of Dallas - with 47 interceptions. Curtis also helped instruct a young safety in Jaquan Brisker, who recorded 6.0 sacks from the safety position in his first three NFL seasons, which ranked sixth among all defensive backs in the league. Brisker also had 4.0 sacks in his 2022 rookie season, the most ever by a Bears rookie defensive back.

During Curtis' time in Seattle (2015-21), six defensive backs combined to make nine trips to the Pro Bowl in Kam Chancellor (2015), Richard Sherman (2015, 2016), Earl Thomas (2015, 2017), Shaquill Griffin (2019), Jamal Adams (2020) and Quandre Diggs (2020, 2021).

In 2021 Curtis coached Diggs to his second-career Pro Bowl selection after recording five interceptions and a then career-high 94 tackles. It was Diggs' second consecutive season with five picks, following his five from the 2020 season, where he finished fourth in the NFL. Under Curtis' tutelage in 2020, Adams set the NFL record for most sacks by a defensive back in a season (9.5) and became the first defensive back to lead his team in sacks since 2011 (Roman Harper, 7.5).

Curtis was promoted to defensive backs coach in 2017 and oversaw a defensive backfield that ranked 12th in passes

defensed (78) and tied for the league lead with three pick-sixes while holding opponents to 209.2 pass yards-per-game (sixth) and only 19 touchdown passes (seventh).

Sherman earned a Pro Bowl berth in 2016 after recording 13 pass breakups, which combined with teammate DeShawn Shead (14) represented one-of-seven defensive back duos in the NFL to tally 12 pass breakups apiece.

In his first season with Seattle in 2015, Curtis worked as an assistant secondary and safeties coach. With Curtis' help, the Seahawks secondary boasted three Pro Bowlers in Chancellor, Sherman and Thomas for the third consecutive season as they helped Seattle rank second in total defense (291.8 yards-per-game) and pass defense (210.3) in the NFL.

Prior to his arrival in Seattle, Curtis spent two seasons with the New Orleans Saints as the assistant secondary coach (2012-14). In 2014 he worked closely with safety Kenny Vaccaro, who was a PFWA All-Rookie selection as he led the secondary with 93 tackles.

Curtis joined the NFL as a defensive quality control coach for the Giants from 2006-08. He went on to coach defensive backs/safeties for the St. Louis Rams from 2009-11, and in 2011, the Rams finished seventh in the NFL in pass defense (206.7).

Curtis cut his teeth coaching at his alma mater, Virginia Military Institute, where he oversaw the linebacker unit from 2000-03. He then coached defensive ends at Georgia Southern from 2004-05.

During his time at VMI, Curtis worked training camps for the N.Y. Jets and Tampa Bay Buccaneers as part of the Bill Walsh Minority Coaching Fellowship.

Curtis played linebacker for four seasons at VMI, starting 31 consecutive games and recording 354 career tackles from 1996-99.

A native of Beaverdam, Va., Curtis earned a bachelor's degree in economics and business from VMI.

Curtis and his wife, Erica, have three sons, A.J., Andrew and Allen, and one daughter, Avery.

Andre Curtis – Born December 8, 1976, Beaverdam, Va. Linebacker Virginia Military Institute 1996-99. Pro: No playing experience. College Coach: VMI 200-03, Georgia Southern 2004-05. Pro Coach: N.Y. Giants 2006-08, St. Louis Rams 2009-11, New Orleans Saints 2012-14, Seattle Seahawks 2015-21, Chicago Bears 2022-24. Joined the Dallas Cowboys in 2025.

KEN DORSEY

Pass Game Specialist

Miami (Fla.)

NFL: 12th Year • Cowboys: 1st Year



Ken Dorsey joined the Cowboys in 2025 as the pass game specialist, bringing 11 years of NFL coaching experience to Dallas, including three as an offensive coordinator.

DORSEY'S COACHING HISTORY

2013-17	.. Carolina Panthers, QB
2019-21	.. Buffalo Bills, Pass Game Coord./QB
2022-23	.. Buffalo Bills, OC
2024 Cleveland Browns, OC

Dorsey comes to Dallas after spending 2024 as the Cleveland Browns offensive coordinator. The Browns offense was marred by injuries, including a

season-ending Achilles injury to Deshaun Watson in Week 7. Cleveland had four quarterbacks start a game in 2024 - Watson, Jameis Winston, Dorian Thompson-Robinson and Bailey Zappe.

Prior to Cleveland, Dorsey served a five-year stint from 2019-23 in Buffalo, first as quarterbacks coach, adding passing game coordinator duties in 2021 and elevating to offensive coordinator in 2022.

With Dorsey commanding the offense in 2022, the Bills finished second in the NFL in total offense (397.6 yards-per-game) and points-per-game (28.4). Under Dorsey, Josh Allen achieved his first two career Pro Bowl nods and a second-team All-Pro selection in 2020. Also in 2020, Allen became the first player in league history with at least 4,000 passing yards, 30 passing touchdowns and eight rushing touchdowns in a season.

Dorsey briefly served as the assistant director of athletics

at Florida International University in 2018.

In 2011 Dorsey joined the Carolina Panthers as a pro scout before transitioning to quarterbacks coach from 2013-17. He helped Cam Newton to two Pro Bowl nods, first-team All-Pro recognition and NFL MVP honors in 2015 as he led the Panthers to a Super Bowl L appearance. Newton became just the third player in NFL history with at least 30 passing touchdowns and 10 rushing touchdowns in a season.

Prior to Carolina, Dorsey trained NFL prospects before the 2011 NFL Draft at IMG Academy.

Originally selected by San Francisco in the seventh round of the 2003 NFL draft, Dorsey enjoyed a six-year playing career in the NFL. The former quarterback appeared in 16 career games with 13 starts, completing 214-of-408 passes for 2,082 yards and eight touchdowns. He spent three seasons with San Francisco (2003-05) and three with Cleveland (2006-08), also playing one season with the Toronto Argonauts in the CFL.

Dorsey played four seasons at Miami (Fla.) and racked up a 38-2 record as the starting quarterback for the Hurricanes, becoming the winningest quarterback in program history. The Orinda, Calif., native set school records for passing yards (9,565) and passing touchdowns (86) on his way to a 2001 National Championship. He was inducted into the Miami Sports Hall of Fame in 2013.

Dorsey and his wife, Jordan, have two children, Tyler and Logan.

Ken Dorsey – Born April 22, 1981, Orinda, Calif. Quarterback Miami 1999-2002. Pro: Quarterback San Francisco 49ers 2003-05, Cleveland Browns 2006-08, Toronto Argonauts 2010. College Coach: No collegiate coaching experience. Pro Coach: Carolina Panthers 2013-17, Buffalo Bills 2019-23, Cleveland Browns 2024. Joined the Dallas Cowboys in 2025.

MATT EBERFLUS

(EE-bur-floos)

Defensive Coordinator

Toledo

NFL: 17th Year • Cowboys: 8th Year



The Dallas Cowboys named Matt Eberflus defensive coordinator on Jan. 28, 2025.

EBERFLUS' COACHING HISTORY

1992 Toledo, Student Assistant
1993 Toledo, Graduate Assistant
1994-95 Toledo, RC/OLBs
1996-98 Toledo, OLBs
1999-2000 Toledo, DBs
2001-05 Missouri, DC
2006-08 Missouri, Asst HC/DC
2009-10 Cleveland Browns, LBs
2011-15 Dallas Cowboys, LBs
2016-17 Dallas Cowboys, Passing game Coord.
2018-21 Indianapolis Colts, DC
2022-24 Chicago Bears, HC

Eberflus brings 16 years of NFL coaching experience, including 12 years as a defensive coordinator.

Eberflus returns to Dallas in 2025 after three years as

the Chicago Bears head coach. With Eberflus at the helm in 2023, Chicago led the league in total rushing yards allowed (1,468) and rushing yards allowed-per-game (86.4), marking just the second time a team improved from last to first in the category. Eberflus' unit also ranked second in opponent rushing first downs (88) and opponent rushing touchdowns (eight) in 2023.

During Eberflus' tenure, cornerback Jaylon Johnson and defensive lineman Montez Sweat earned their first career Pro Bowl nods.

Prior to Chicago, the former linebacker served a four-year stint as defensive coordinator for Indianapolis. Eberflus made an immediate impact, taking the Colts from 30th in scoring and total defense in 2017 to 10th and 11th, re-

spectively, in 2018. The improvement continued in 2019 as Eberflus unit claimed seventh in rushing defense (97.9) and top-10 marks in interceptions (15) and takeaways (23).

Eberflus helped linebacker Shaquille Leonard earn NFL Defensive Rookie of the Year in 2018, as Leonard led the NFL in tackles (111). Leonard went on to earn three AP All-Pro nods under Eberflus.

The Colts best defensive performance under Eberflus came in 2020, highlighted by a No. 2-ranked run defense that allowed an AFC-best 90.5 yards-per-game, on their way to an 11-5 campaign and playoff appearance. Indianapolis was the only defense to finish top-10 in takeaways, run defense and fewest points allowed in each of Eberflus' last two seasons.

Eberflus' first stint in Dallas spanned seven seasons from 2011-17, guiding the linebackers group for five seasons (2011-15) and adding passing game coordinator duties over his final two years. In his final season with Dallas in 2017, Eberflus' linebackers unit accounted for 34 percent of the tackles for the league's No. 8 ranked total defense (318.1) and eighth ranked rushing defense (104.0). In 2016 the Dallas defense tied for fifth in the NFL with 79 tackles for loss, led by Sean Lee's 12 tackles for loss.

Eberflus was instrumental in developing Lee, who was drafted in the second round by Dallas in 2010. Lee ranks

eighth in franchise history with 995 career tackles, and under Eberflus from 2011-17, Lee eclipsed the 100-tackle mark in five-of-seven seasons and was selected to back-to-back Pro Bowls in 2015 and 2016.

During his first season with the Cowboys in 2011, Eberflus inherited a group that was spearheaded by All-Pro DeMarcus Ware, who registered 19.5 sacks, good for second in the NFL and tops amongst all linebackers in the league.

Eberflus made his NFL coaching debut in 2009, serving as linebackers coach for the Cleveland Browns from 2009-10, where he tutored David Bowens. Bowens made the transition from outside to inside linebacker, registering a career-high 71 tackles in his first season under Eberflus.

Before moving to the NFL, Eberflus spent 17 seasons coaching at the collegiate level. He spent his final eight seasons in the college ranks as defensive coordinator at Missouri from 2001-08. He found his coaching start at his alma mater, Toledo, as a student assistant in 1992.

The Toledo, Ohio native was a four-year letterwinner and three-year starter at linebacker for the Rockets, nabbing first-team All-Mid-American conference honors twice. After earning his bachelor's degree in education in 1993, Eberflus was inducted into the Toledo Athletic Hall of Fame in 2004.

Eberflus and his wife, Kelly, have two daughters, Grace and Giada.

Matt Eberflus – Born May 17, 1970, Toledo, Ohio. Linebacker Toledo 1990-93. Pro: No pro playing experience. College coach: Toledo 1992-2000, Missouri 2001-08. Pro coach: Cleveland Browns 2009-10, Dallas Cowboys 2011-2017, Indianapolis Colts 2018-21, Chicago Bears 2022-24. Re-joined Dallas Cowboys in 2025.

RYAN FEDER (FEED-er)

Game Management Coordinator

Florida State

NFL: 10th Year • Cowboys: 6th Year

FEDER'S COACHING HISTORY

2015-18. Green Bay Packers, QC/Analytics
 2019.....Nebraska, GA/DB
 2020-22.....Dallas Cowboys, QC/Analytics
 2023.....Dallas Cowboys, Off. Asst/Game Management
 2024.....Dallas Cowboys, Asst. GB/Game Management
 2025.....Dallas Cowboys, Game Management Coord.

Ryan Feder arrived in Dallas in 2020 as one of Dallas' quality control/analysts, working primarily with the defense and linebackers unit.

In 2023 Feder moved to the offensive side of the ball, where he helped with quarterbacks, and in 2024 he was officially named the assistant quarterbacks coach/game management.

Feder will play a key role on Brian Schottenheimer's inaugural staff in 2025 as game management coordinator, continuing his work in helping to prepare game plans and assist in the development of the quarterbacks.

Feder's responsibilities also include devising a plan for specific game management decisions.

In 2024 the Cowboys had three different signal callers start games, as Dak Prescott (eight starts) missed a large chunk of games due to injury and forced Cooper Rush (eight) and Trey Lance (one) into duty. Despite the adversity, Dallas finished the season 11th in passing yards (4,092), tied for 13th in passing touchdowns (23) and eighth in completions (398).

As part of the offensive staff in 2023, Feder helped design an offensive game plan that helped the Cowboys lead the league in scoring offense (29.9 points-per-game) and rank

fifth in total offense (371.6 yards-per-game). While working with the quarterbacks, Feder was part of a room that featured Dak Prescott, who led the NFL with 36 touchdown passes in 2023 and finished as the MVP runner-up. He also assisted in the development of Trey Lance, who was acquired from San Francisco via trade prior to the 2023 regular season.

From 2020-22, Feder helped coach a linebackers unit featuring two-time All-Pro Micah Parsons and Leighton Vander Esch. Parsons set the franchise rookie record with 13.0 sacks in 2021 - tied for the third-most by a rookie in NFL history - and became the first player in team history to be named NFL Defensive Rookie of the Year. Parsons followed that up with 13.5 sacks in 2022 while finishing second in Defensive Player of the Year voting. Feder also helped guide Vander Esch (100 tackles in 2022) to his first 100-tackle season since his rookie year in 2018.

After departing Green Bay in 2018, Feder spent 2019 as a graduate assistant at Nebraska, assisting with the defensive backs while also pursuing a master's degree in business administration.

He spent four seasons in Green Bay, coaching across both sides of the ball in game management and football technology roles, first working with the quarterbacks in 2015 and then shifting to defense where he helped prepare defensive backs and linebackers from 2016-18.

After earning his bachelor's degree in management and marketing from Florida State, Feder earned a law degree with



a specialization in sports law from Tulane. While at Tulane Law School, Feder worked for two seasons as an analyst for Pro Football Focus, collecting and analyzing player participation data for NFL and NCAA teams and generating advanced scouting reports to target team trends and inefficiencies.

Feder also spent one year as an intern at Pro Sports Inc., assisting with 2014 NFL Draft preparation, including analyzing

positional player contract structures and trends and researching and analyzing undrafted free agent signings and contract trends. During those three years, he also was a writer for Over-TheCap.com, a website which analyzes the NFL salary cap.

Feder lives in DFW with his wife, Abby.

Ryan Feder – Born Oct. 4, 1989, Miami, Fla. College Coach: Nebraska 2019. Pro Coach: Green Bay Packers 2015-18, Dallas Cowboys 2020-24.

DERRICK FOSTER

Running Backs

Southwest Baptist

NFL: 5th Year • Cowboys: 1st Year



FOSTER'S COACHING HISTORY

2011.....	Valdosta State, Offensive Asst.
2012.....	Tennessee, Offensive Asst.
2013.....	Northwestern State, RB
2014-15	Northwestern State, WR
2016-17	Samford, RB/Run Game Coord.
2018-20	Iowa, RB/Recruiting Coord.
2021-23	LA Chargers, RB
2024.....	New Orleans Saints, RB

The Dallas Cowboys hired Derrick Foster as running backs coach for the 2025 season after four seasons working in the NFL in the same capacity.

Foster coached running backs for the New Orleans Saints in 2024, tutoring a group that included Alvin Kamara

- an explosive back who ranked sixth in the NFL with 106.6 scrimmage yards-per-game and ranked second among all running backs with 543 receiving yards on the year. Kamara totaled 950 yards on the ground, leading the Saints in rushing for the seventh consecutive season.

Prior to his time in New Orleans, Foster worked for three years as the running backs coach for the LA Chargers (2021-23), guiding one of the most explosive rushers in the league during that span. Under the direction of Foster, Austin Ekeler totaled 44 regular season scrimmage touchdowns (20 in 2021, 18 in 2022 and six in 2023), ranking first in the NFL over that span. Ekeler's 228 receptions for 1,805 yards with 14 touchdowns led NFL running backs in catches and receiving yardage over the three-season span under Foster, while tying for first in touchdown grabs.

In 2023, despite missing three games with an ankle injury, Ekeler led the Chargers in rushing for the fourth consecutive season with 628 yards and ran for a club-best five scores, adding 51 receptions for 436 yards and one touchdown through the air.

Ekeler set single-season career-highs in 2022 with 1,637 total yards from scrimmage, 13 rushing touchdowns, 915 rushing yards and 107 receptions. His 107 catches led all running backs, tied for the fifth-most in the NFL, and were tied for the second-most by a running back in a single season in NFL history. He also led the NFL in 2022 with 843 yards after catch. Ekeler was one of an NFL-record six players on the team to top 500 receiving yards and three touchdown grabs in the same season.

In 2021 Ekeler established numerous career benchmarks under Foster's tutelage, as he tied for an NFL-high with 20 scrimmage touchdowns, becoming the fourth Charger ever to have a share of the league lead in touchdowns for a season. His 20 scrimmage scores tied for the second-most by any Charger in a single season. The season also marked Ekeler's second

with eight receiving touchdowns (2019), joining Pro Football Hall of Fame running back Marshall Faulk (2000 and 2001 seasons) as the only running backs in the common draft era (since 1967) with multiple seasons of eight-plus touchdown grabs. Ekeler scored nine touchdowns in prime time games, tying Hall of Famer Emmitt Smith (1995) for the second-most by any player in a single season in NFL history, trailing only Hall of Fame wide receiver Randy Moss' 11 in 2007 with New England. Foster's coaching helped the offense rank fourth in the NFL in total offense (390.2 yards-per-game), and the Chargers scored 181 points in the fourth quarter, the second-most in a single season in NFL history.

Prior to leading the running backs group for the Bolts, Foster spent three seasons at the University of Iowa (2018-20). Under Foster's direction as running backs coach/offensive recruiting coordinator in 2020, sophomore Tyler Goodson was named first-team All-Big Ten by both media and conference coaches after carrying the ball 143 times for 812 yards with seven touchdowns in an eight-game COVID-abbreviated season. He was the first Hawkeyes running back since 2008 to earn All-Conference honors.

Foster joined the Hawkeyes after a two-year stint at Samford University (2016-17), where he served as run game coordinator/running backs coach, helping lead the Bulldogs to two straight FCS playoff appearances. Foster coached three seasons at Northwestern State (La.) from 2013-15, where coached running backs (2013) and wide receivers (2014-15), developing some of the top wideouts in program history. In 2014 Ed Eagan set the program's single-season receptions record (73) and single-game receiving record (238) on a record-tying 13 receptions under Foster's coaching, spurring a stint in the NFL where he first signed as an undrafted free agent with the Cowboys in 2016. Foster also tutored Bryant Mitchell, who went on to play for the Tampa Bay Buccaneers and in the CFL.

Foster broke into the coaching ranks as an assistant coach at the University of Tennessee (2012) and Valdosta State University (2011), assisting the offensive coaching staff, particularly the running backs, and special teams units.

Foster played running back and wide receiver at Southwest Baptist (Mo.). He started 41-of-44 career game appearances for the Bearcats and finished his career with 2,062 all-purpose yards. He graduated in 2010 with a bachelor's degree in sports management and went on to earn a master's degree in public administration from Valdosta State in 2013.

Foster and his wife, Bianca, have two children - Cooper and Brielle.

Derrick Foster – Born March 6, 1986, Goshen, Ala. College: Running Back/Wide Receiver Southwest Baptist 2005-10. Pro: No pro playing experience. College coach: Valdosta State 2011, Tennessee 2012, Northwestern State 2013-15, Samford 2016-17, Iowa 2018-20. Pro coach: LA Chargers 2021-23, New Orleans Saints 2024. Joined the Dallas Cowboys in 2025.

DELE HARDING

(DAY-lay)

QB Fellowship

Illinois

NFL: 2nd Year • Cowboys: 1st Year

HARDING'S COACHING HISTORY

2022..... Houston Texans, Defensive Asst.
 2023..... Houston, Defensive Analyst
 2024..... Illinois, Asst. RB

stant running backs coach.

While at Illinois in 2024, the Fighting Illini went 10-3, tying the single-season record for wins. Illinois' top-four backs - Kaden Feagin, Aidan Laughery, Josh McCray and Ca'Lil Valentine - combined for 1,716 yards and 19 touchdowns.

Prior to Illinois, Harding spent 2023 as a defensive analyst at the University of Houston and began his coaching career as

Dele Harding was named the Dallas Cowboys quarterbacks fellowship coach in 2025 after spending 2024 at his alma mater, Illinois, as the assist-

a defensive assistant for the Houston Texans in 2022, working under his former Illinois head coach Lovie Smith.

Harding also served as a defensive assistant for the Indianapolis Colts during training camp in 2023 and with the Cleveland Browns during OTAs in spring 2024, both as part of the NFL's Bill Walsh Diversity Coaching Fellows program.

Harding was a standout linebacker for the Illinois Fighting Illini from 2016-19. He was a two-time team captain, and as a senior in 2019, Harding was voted the team's Defensive MVP and earned first-team All-Big Ten honors after ranking second in the nation and first in the Big Ten with 153 tackles.

Harding graduated from Illinois in 2020 with a bachelor's degree in Kinesiology.



Dele Harding – Born March 28, 1998, Philadelphia, Pa. College: Linebacker Illinois 2016-19. Pro: No pro playing experience. College coach: Houston 2023, Illinois 2024. Pro coach: Houston Texans 2022. Joined Dallas Cowboys in 2025.

HAROLD NASH JR.

Strength and Conditioning Coordinator

Louisiana

NFL: 21st Year • Cowboys: 6th Year

Harold Nash enters his fifth season as the Dallas Cowboys strength and conditioning coordinator, sixth overall with the team.

Nash was elevated to the lead role on the strength staff prior to the 2021 season after spending the 2020 season with the team as an assistant strength coach. In Nash's first year with the team, he was forced to navigate a devastating tragedy when head strength and conditioning coach Markus Paul passed away mid-season. Nash was thrust into a leadership role to finish the 2020 season, and he was hired in that position full-time going forward after demonstrating tremendous poise, cohesion and leadership.

Nash continued to buoy the strength and conditioning program through the 2024 season, helping several key players return to game action from major injuries, including Trevon Diggs (ACL), DaRon Bland (foot) and DeMarion

Overshown (ACL), who returned from his injury to help ignite a Cowboys defense that finished third in sacks (52) and ninth in third down percentage (36.6%). Overshown earned the Ed Block Courage Award from his teammates for his effort.

In 2023 Nash worked closely with several players who returned from season-ending injuries in 2022, including Terence Steele (ACL), Jourdan Lewis (foot) and Rico Dowdle (ankle). Lewis was voted the Ed Block Courage Award recipient for his comeback.

In 2021 Nash was tasked with preparing a number of starters who missed upwards of 100 combined games due to injury in 2020, including Dak Prescott, who suffered a gruesome ankle injury in Week 5 of the 2020 season. Nash was instrumental in helping Prescott return to form in 2021, as the Dallas signal caller threw a franchise record 37 touchdown passes.

Nash joined Dallas after two previous stints in the NFL with the Detroit Lions and the New England Patriots.

In 2019 Nash served as the football performance coordinator for Detroit after working as the Lions head strength & conditioning coach his first three seasons with the team (2016-18). Nash coordinated the Lions performance pro-



gram, including a comprehensive on and off-field workout plan which helped revamp the team's approach to player health and fitness to help maximize player performance and body recovery.

Prior to joining the Lions in 2016, he spent 11 seasons (2005-15) working with the New England Patriots, where he began as the team's assistant strength and conditioning coach (2005-10) before being promoted to head strength and conditioning coach in 2011. While with New England, Nash implemented the Patriots year-round conditioning program and also served as the team's player development director from 2005-10.

A former defensive back, Nash enjoyed an 11-year career in the Canadian Football League (1994-2004), including

stints with the Shreveport Pirates (1994-95), Montreal Alouettes (1996-99), Winnipeg Blue Bombers (1999-2003) and Edmonton Eskimos (2004). He earned CFL All-Star recognition in 1997, 2000 and 2001.

Nash attended the University of Southwestern Louisiana (now Louisiana) and joined the football team as a walk-on, where he played defensive back for four seasons. Following his collegiate career, he signed with the New York Giants as an undrafted free agent and was a member of the team's training camp in 1993. He graduated from Southwestern Louisiana with a Bachelor of Science in Humanities.

A native of New Orleans, La., Nash and his wife, Dwan, have a son, Harold Nash III.

Harold Nash Jr. – Born May 5, 1970, New Orleans, La. Defensive Back Louisiana 1989-92. Pro: Defensive Back New York Giants 1993, Shreveport Pirates (CFL) 1994-95, Montreal Alouettes (CFL) 1996-99, Winnipeg Blue Bombers (CFL) 1999-03, Edmonton Eskimos (CFL) 2004. Pro coach: New England Patriots 2005-15, Detroit Lions 2016-19, Dallas Cowboys 2020-24.



OVERSTREET'S COACHING HISTORY

- 2015..... Holmes CC, CB
- 2016-17 . Garden City CC, CB/Def. Pass Game Coord.
- 2018-21 . Indianapolis Colts, QC/Def.
- 2021..... Indianapolis Colts, Asst. DB
- 2022-23 . Chicago Bears, Asst. DB
- 2024..... Chicago Bears, Nickels

The Dallas Cowboys hired David Overstreet II as the secondary/cornerbacks coach in 2025. Overstreet joins Matt Eberflus in Dallas after

coaching defensive backs and nickelbacks in Chicago for three seasons.

While with Chicago from 2022-24, the Bears grabbed 47 interceptions, marking the sixth-most within the league during that time span. Overstreet also coached rising cornerback Jaylon Johnson to two Pro Bowl nods (2023-24).

The Bears finished 2023 tied for the league lead in interceptions (22) and tied for fifth in takeaways (28). Under Overstreet, Johnson tied for fourth in interceptions (four) on his way to second-team All-Pro honors and his first career Pro Bowl nod. Also, Tyrique Stevenson led all rookies in solo tackles (65) and interceptions (four).

In 2022 Overstreet helped the youngest on-field roster to top-10 rankings in completions allowed (323) and interception yards (201).

The former safety made his NFL coaching debut in 2018 as a defensive quality control assistant for the Indianapolis Colts before elevating to assistant defensive backs coach in 2021. From 2018-21, the Colts grabbed 64 interceptions, tied for third in that span. Under Overstreet, the Colts finished third in the league in interceptions (19) in 2021. He also helped cornerback Kenny Moore achieve his first career Pro Bowl nod in 2021.

In 2016 Overstreet moved to Garden City Community College, spending two seasons as defensive passing game coordinator and cornerbacks coach. The Broncbusters claimed the 2016 NJCAA National Championship, defeating Arizona Western, 25-22, in the El Toro Bowl. He helped Garden City finish sixth in interceptions (18) in the NJCAA in 2017.

Overstreet owned a marketing and sales firm before returning to football in 2015 as the cornerbacks coach for Holmes Community College.

The Dallas, Texas native was a four-year starter at safety for Missouri from 2002-06, earning first-team All-Big 12 recognition twice. Overstreet graduated from Missouri with a bachelor's degree in graphic design in 2006.

David Overstreet II – Born May 26, 1983, Dallas, Texas College: Safety Missouri 2002-06. Pro: No pro playing experience. College coach: Holmes (Miss.) Community College 2015, Garden City (Kan.) Community College 2016-17. Pro coach: Indianapolis Colts 2018-21, Chicago Bears 2022-24. Joined the Dallas Cowboys in 2025.

CARLOS POLK

Assistant Special Teams

Nebraska

NFL: 15th Year • Cowboys: 3rd Year



POLK'S COACHING HISTORY

2009.....Grossmont College, LB/ST
 2010-12.....San Diego Chargers, ST Asst.
 2013.....Dallas Cowboys, Intern
 2014-18.....Tampa Bay Buccaneers, Asst. ST
 2019.....Dallas Cowboys, Asst. ST
 2021.....Jacksonville Jaguars, Asst. ST
 2022-24.....Chicago Bears, Asst. ST

Chicago in the same capacity.

While with Chicago from 2022-24, the Bears averaged 26.2 yards-per-kickoff return, marking the fifth-best average in that time range.

During the 2023 season, the Bears special teams unit featured kicker Cairo Santos, who tied for ninth in the league in field goal percentage (92.1). Polk also helped punter Trenton Gill achieve his longest career punt of 76 yards. In 2022 Chicago's special teams finished second in the NFL with a kickoff return average of 26.2 yards.

Prior to Chicago, Polk served as the assistant special teams coach for the Jacksonville Jaguars in 2021, where he first worked under Sorensen and Schottenheimer, who was the Jaguars pass game coordinator.

Polk's second stop in Dallas came in 2019, serving as assistant special teams coach. He worked with Brett Maher,

The Dallas Cowboys hired Carlos Polk to assist Nick Sorensen and the special teams for the 2025 season. Polk returns to Dallas for the third time as a coach after three years in

who became the first kicker in NFL history to make multiple field goals from 60-plus yards in a season (63,62).

Prior to Dallas, Polk served as Tampa Bay's assistant special teams coach from 2014-18. In that span, the Buccaneers averaged 9.1 yards-per-punt return, ninth in the NFL.

Polk's first coaching stint in Dallas was in 2013 as a coaching intern.

In 2010 Polk made his NFL coaching debut as a special teams assistant for the San Diego Chargers, where he remained through 2012.

Polk's coaching career began in 2009 as the linebackers and special teams coach for Grossmont (Calif.) College.

The Rockford, Ill. native was originally drafted by the San Diego Chargers in the fourth round of the 2001 NFL Draft. Polk enjoyed an eight-year playing career, totaling 49 tackles through 75 career games and six starts. He spent six seasons with San Diego (2001-07) before retiring with the Dallas Cowboys in 2008.

Polk was a four-year letterwinner for Nebraska, recording 227 tackles through 50 games. The 2000 All-American and two-time first-team All-Big 12 honoree was inducted into the Nebraska Football Hall of Fame in 2010.

Polk and his wife, Monique, have four children, DeVonn, C.J., Deja and Miracle.

Carlos Polk – Born Feb. 22, 1977, Rockford, Ill. College: Linebacker Nebraska 1996-2000. Pro: San Diego Chargers 2001-07, Dallas Cowboys 2008. College coach: Grossmont (Calif.) College 2009. Pro coach: San Diego Chargers 2010-12, Tampa Bay Buccaneers 2014-18, Dallas Cowboys 2019, Jacksonville Jaguars 2021, Chicago Bears 2022-24. Re-joined the Dallas Cowboys in 2025.

CONOR RILEY

Offensive Line

Nebraska-Omaha

NFL: 1st Year • Cowboys: 1st Year



Conor Riley is entering his first season as the Dallas Cowboys offensive line coach, bringing 22 years of collegiate coaching experience to new head coach Brian Schottenheimer's staff.

RILEY'S COACHING HISTORY

2003-05.....Omaha, GA
 2006.....Concordia-St. Paul, OL
 2007-10.....Omaha, OL
 2011-12.....Sacramento State, OL
 2013.....ND State, TE/FB
 2014-16.....ND State, OL
 2017-18.....ND State, Run Game Coord./OL
 2019-23.....Kansas State, OL
 2024.....Kansas State, Off. Coord./OL

from 2019-23 and the offensive coordinator in 2024.

Widely regarded as one of the top college offensive line coaches, Riley comes to Dallas after six seasons at Kansas State. He was the Wildcats offensive line coach

In 2024, his only season as offensive coordinator, Kansas State averaged 30.8 points-per-game and ranked second in the Big 12 - 11th in FBS - in rushing offense (215.5 yards-per-game). Under Riley, running back DJ Giddens ranked fourth in the conference with 1,343 rushing yards, while dual-threat quarterback Avery Johnson finished with the second-most rushing yards (739) among Big 12 quarterbacks.

In each of his six seasons as the Wildcats offensive line coach, Riley's front surrendered fewer than 2.0 sacks-per-game, one-of-nine FBS programs to hold a streak of six years allowing less than 2.0 sacks-per-game. From 2019-24, Kansas State led the Big 12 in rushing yards (15,909).

Riley was instrumental in developing former Wildcat offensive lineman - and current Dallas Cowboy - Cooper Beebe.

Under Riley, Beebe was named the 2022 and 2023 Big 12 Offensive Lineman of the Year along with earning Consensus All-America honors in 2023, the first offensive lineman in school history to earn the distinction. Along with Beebe, fellow Wildcat offensive lineman KT Leveston was drafted in the seventh round of the 2024 NFL Draft by the LA Rams.

In 2023 Wildcat offensive linemen Hayden Gillum, Beebe, Leveston and Carver Willis were all named to the All-Big 12 team, the fourth time in Riley's six seasons on staff that he coached at least three linemen to All-Conference honors.

Prior to Kansas State, Riley spent six seasons at North Dakota State. After coaching tight ends and fullbacks in 2013, Riley moved to offensive line for the final five years in Fargo, N.D., and also became the Bison's run game coordinator in 2017 and 2018. While Riley was at North Dakota State, the Bison won five national championships.

Each of Riley's six years on staff at North Dakota State, the Bison averaged at least 235 rushing yards-per-game and

ranked in the top-10 nationally in rushing offense. North Dakota State also resided in the top-10 in time of possession in three of Riley's five years coaching the offensive line, including leading the nation in 2015 (36:38).

Riley spent the 2011 and 2012 seasons as the offensive line coach at Sacramento State, and prior to his time on the west coast, he was the offensive line coach and run game coordinator at his alma mater, Omaha, from 2007-10.

A 2003 graduate of Nebraska-Omaha, Riley began his coaching career at Nebraska-Omaha as a graduate assistant from 2003-05. He left his alma mater to become the offensive line coach at Concordia-St. Paul in 2006.

Riley is an Omaha, Neb., native and played offensive line at the collegiate level, starting his career at the U.S. Air Force Academy, then transferred to Kansas before heading to Nebraska-Omaha in 1999.

He and his wife, Christy, have two daughters, Cate and Claire.

Conor Riley – Born February, 13, 1980, Omaha, Neb. College: Offensive Line Nebraska-Omaha. Pro: No pro playing experience. College Coach: Nebraska-Omaha 2003-05, 2007-10, Concordia-St. Paul 2006, Sacramento State 2011-12, North Dakota State 2013-18, Kansas State 2019-24. Pro Coach: Joined the Dallas Cowboys in 2025.



SHIMKO'S COACHING HISTORY

2013.....	Rutgers, GA
2014.....	Western Michigan, Director of Player Personnel
2015.....	Georgia, GA
2016-17 ..	Garden City CC, OC/QB
2018-19 ..	Seattle Seahawks, Asst. QB
2020-21 ..	Boston College, TE
2022.....	Boston College, QB
2023.....	Boston College, OC/QB
2024.....	Dallas Cowboys, Off. Asst./QC

Steve Shimko joined the Dallas Cowboys in 2024 as an offensive quality control coach, but with new head coach Brian Schottenheimer leading the way in 2025, Shimko was promoted to quarterbacks coach.

Shimko worked with Schottenheimer at several other stops in his career, including with the Seattle Seahawks from 2018-19 and at Georgia in 2015.

In Shimko's first season with Dallas, he helped develop the weekly offensive game plan and worked with the wide receivers. With Shimko in the room, four-time Pro Bowler CeeDee Lamb ranked near the top of every main receiving category, despite playing with a backup quarterback and battling through a shoulder injury for his final seven games of the season. Lamb tied for seventh in the NFL in receptions (101) and became just the third player in NFL history with 100-plus catches in three of his first five NFL seasons, joining Michael Thomas and Brandon Marshall. Third-year wide receiver Jalen Tolbert also had a breakout season, reeling in a team-high seven touchdown receptions.

Shimko, a former college quarterback at Rutgers, spent four years at Boston College prior to joining Dallas. As Boston College's offensive coordinator in 2023, Shimko led the nation's 13th-ranked rushing offense (199.5 rushing yards-per-game). Running back Thomas Castellanos finished with 1,289 rushing yards, good for 18th in the country. Under

Shimko, Boston College averaged 24.8 points-per-game, its highest scoring average since 2019.

Before taking over play calling duties, Shimko coached quarterbacks in 2022 and tight ends from 2020-21.

In Shimko's first season with Boston College, he developed Hunter Long into a second-team All-American as he led all tight ends nationally in receptions (57) and ranked second in receiving yards (685). Long became the highest drafted Boston College tight end in school history after the Miami Dolphins selected him in the third round (81st overall) of the 2021 NFL Draft.

Prior to Boston College, Shimko spent two seasons (2018-19) as the assistant quarterbacks coach with the Seattle Seahawks, where he worked under Schottenheimer, who was Seattle's offensive coordinator. In 2019 Shimko assisted Russell Wilson to a second-team All-Pro selection while Wilson threw for 4,110 yards and 31 touchdowns with just five interceptions.

Shimko joined Seattle after two seasons (2016-17) as offensive coordinator and quarterbacks coach at Garden City (Kan.) Community College, where he helped the team win the NJACC National Championship in his first season as offensive coordinator.

Shimko started his coaching career in the collegiate ranks, spending one season each at Georgia (2015), Western Michigan (2014) and his alma mater, Rutgers (2013).

Shimko played quarterback at Rutgers before a shoulder injury cut his career short. Under NCAA rules, he became a student assistant under head coach Greg Schiano.

Shimko and his wife, Jacque, have two sons, Dru and Charlie.

Steve Shimko – Born January 31, 1990, Ewing, N.J. Quarterback Rutgers 2008-11. Pro: No pro playing experience. College Coach: Rutgers 2013, Western Michigan 2014, Georgia 2015, Garden City Community College 2016-17, Boston College 2020-23. Pro Coach: Seattle Seahawks 2018-19, Dallas Cowboys 2024.

TANZEL SMART

(TAN-zell)

Defensive Assistant/Quality Control

Tulane

NFL: 1st Year • Cowboys: 1st Year



Tanzel Smart joins the Dallas Cowboys as a defensive assistant/quality control coach after a seven-year NFL playing career. This will be Smart's first coaching opportunity.

Smart was drafted in the sixth round (189th overall) of the 2017 NFL Draft by the LA Rams and appeared in 41 career games with four starts in his NFL career, recording 31 tackles and a pass breakup in his career.

He spent the 2024 season out of football after a four-year stint with the N.Y. Jets (2020-23), playing in 10 games for the team as a gameday elevation from the practice squad.

Smart briefly spent time with Buffalo and Cleveland in 2020 after three successful seasons with the LA Rams,

where he was a key contributor who started four-of-31 games played in Los Angeles. He was inactive for the 2018 post-season but was a member of the Rams team that played in Super Bowl LVI against New England.

The Baton Rouge, La., native was a four-year letterman and two-time first-team All-American Athletic Conference selection at Tulane, playing in 48 games with 36 starts at defensive tackle. He finished his collegiate career with 191 tackles, 41 tackles for loss and 9.5 sacks.

Tanzel Smart – Born November 6, 1994, Baton Rouge, La. Defensive Tackle Tulane 2013-16. Pro: Defensive Tackle LA Rams, 2017-19, N.Y. Jets 2020-23. College Coach: No previous experience. Pro Coach: Joined the Dallas Cowboys in 2025.

CEDRIC SMITH

Assistant Strength and Conditioning

Florida

NFL: 25th Year • Cowboys: 5th Year



Cedric Smith enters his fifth season with the Cowboys as

SMITH'S COACHING HISTORY

2001-06Denver Broncos, Asst. S&C
 2007-09Kansas City Chiefs, Asst. S&C
 2010-13Houston Texans, Asst. S&C
 2017-20Denver, Asst. S&C
 2021-24Dallas Cowboys, Asst. S&C

an assistant strength and conditioning coach after previously serving in the same capacity for the Denver Broncos for four seasons (2017-20).

Through his 24-year strength and conditioning career, Smith served as the head strength and conditioning coach at Kansas City (2007-09) and Houston (2010-13). During his time with the Texans, Smith was recognized as the NFL's 2012 Strength and Conditioning Coach of the Year by his league peers.

Smith's professional playing career as a running back began when Minnesota drafted him in the fifth round (131st

overall) of the 1990 NFL Draft. He went on to serve stints with Minnesota, New Orleans, Washington and Arizona in his six-year playing career. In 72 regular season games, including 14 starts, Smith recorded 100 yards and two touchdowns on 40 carries to go along with 20 receptions for 141 yards and two scores.

Smith was a three-year starter for the Florida Gators, where he was a primary blocker for Dallas Cowboys Hall of Fame running back Emmitt Smith. He received his degree in health sciences from Florida in 1990.

Smith graduated from Enterprise, Ala., High School and was inducted into the Wiregrass Sports Hall of Fame in 2018.

Smith and his wife, Teresa, have five children: Chandler, Canyon, Cole, Cameron and Cerraya.

Cedric Smith – Born May 27, 1968, Enterprise, Ala. Running back Florida 1986-1989. Pro: Running back Minnesota Vikings 1990, New Orleans Saints 1991, Washington Commanders 1994-95, Arizona Cardinals 1996-97. Pro coach: Denver Broncos 2001-06, 2017-20, Kansas City Chiefs 2007-09, Houston Texans 2010-13, Dallas Cowboys 2021-24.

KENDALL SMITH

Assistant Strength and Conditioning

Florida State

NFL: 13th Year • Cowboys: 13th Year



SMITH'S COACHING HISTORY

2013-24Dallas Cowboys, Asst. S&C

Kendall Smith enters his 13th season as an assistant strength and conditioning coach with the Dallas Cowboys. He will continue to work closely with the entire roster to ensure players are in peak physical condition.

Smith previously spent two seasons training athletes to prepare for the NFL Combine at the World Wide Sports Center

in Orlando, Fla., under Tom Shaw. Prior to working with athletes, Smith himself trained at the facility for two years after a four-year career as a linebacker at Florida State (2007-10).

In his time at FSU, Smith played in all 53 games with starts in each of his final 27 games.

Smith came out of South Sumter High School in Bushnell, Fla., and was a PrepStar All-American and four-star prospect as the 45th-ranked player in the nation by Rivals.com.

Kendall Smith – Born December 3, 1987, Bushnell, Fla. Linebacker Florida State 2007-10. Pro: No pro playing experience. Pro coach: Dallas Cowboys 2013-24.

NICK SORENSEN

Special Teams Coordinator

Virginia Tech

NFL: 13th Year • Cowboys: 1st Year



SORENSEN'S COACHING HISTORY

2012..... Youngstown State, Def. QC
 2013-15 .. Seattle Seahawks, Asst. ST
 2016..... Seattle Seahawks, Asst. DB/ST
 2017-19 .. Seattle Seahawks, Secondary
 2020..... Seattle Seahawks, Sec/Nickel
 2021..... Jacksonville Jaguars, ST Coord.
 2022..... San Francisco 49ers, Def. Asst.
 2023..... San Francisco 49ers, Def. Pass Game Specialist/Nickels
 2024..... San Francisco 49ers, DC

Sorensen brings 12 years of NFL coaching experience following a 10-year playing career in the league. He spent the last three seasons with the San Francisco 49ers and recently held the defensive coordinator title in the 2024 season.

In 2024 Sorensen's unit finished fifth in total defense (192.8 passing yards allowed-per-game), despite the defense being ravaged with injuries to key players such as Dre Greenlaw, Javon Hargrave and Talanoa Hufanga, all former Pro Bowlers. Sorensen oversaw linebacker Fred Warner (fourth selection) and Nick Bosa (fifth) named to the Pro Bowl.

Sorensen spent the 2023 season as the 49ers defensive passing game specialist/nickels coach, a year where San Francisco's secondary tied for first in the NFL with 22 interceptions. Overall, San Francisco finished in the top-10 in the league in total defense (303.9) and rushing defense (89.7). While with Sorensen, Charvarious Ward led the secondary

with 72 tackles and led the NFL with 23 pass breakups to go along with a team-high five interceptions, earning Associated Press second-team All-Pro honors.

In 2022 as a defensive assistant, the 49ers led the NFL in total defense (300.6) and scoring defense (16.3). San Francisco's defense also tied for first with 20 interceptions and ranked second with 77.7 rushing yards allowed-per-game.

Prior to San Francisco, Sorensen spent the 2021 season coordinating the special teams units for the Jacksonville Jaguars. The Jaguars kickoff return unit averaged 22.2 yards-per-return with one return for a touchdown, one-of-eight teams to register a kickoff return touchdown in 2021. Under Sorensen, Jaguars punter Logan Cooke finished third in net punting average (43.6) and eighth in gross punting (47.3).

Before Jacksonville, Sorensen spent eight years with the Seattle Seahawks under Pete Carroll. Sorensen started as a special teams assistant (2013-16) before transitioning to the defensive side of the ball as secondary coach (2017-19) and secondary/nickel specialist (2020).

In 2020 Seattle cornerback Shaquill Griffin earned his first career Pro Bowl selection after leading the team with 12 pass breakups to go along with three interceptions. The 2019 Seahawks tied for fifth in the NFL with 16 interceptions on the season, and in 2017, Seattle held its opponents to an average of 209.2 passing yards-per-game, second in the NFC and sixth in the NFL.

In 2016 while working with both special teams and defensive backs, Sorensen helped Tyler Lockett garner AP

second-team All-Pro honors as a kick returner. Sorensen also helped Steven Hauschka become the franchise leader in field goals made (175) and the third-highest field goal percentage in NFL history (87.2%). Lockett was also named first-team All-Pro in 2015 as a rookie return specialist. Lockett became the second player in NFL history (Gale Sayers) to return a punt and kickoff for touchdowns and record five receiving touchdowns in a season.

During Seattle's Super Bowl XLVIII title run in 2013, the Seahawks special teams was led by its reliable kicking game. Hauschka converted on 33-of-35 field goal attempts for a single-season franchise record 94.3 made field goal percentage. His 143 kicking points also set a Seahawks record. Under Sorensen, Seattle's punt coverage unit allowed only 25 yards through the first 15 games. In Super Bowl XLVIII, Percy Harvin

returned the second half opening kickoff 87 yards for a touchdown in the win over Denver.

Sorensen began his coaching career in 2012 as a defensive quality control coach at Youngstown State after playing safety and serving as a special teams ace in the NFL for 10 years. As a member of the St. Louis Rams in 2001, he played against the New England Patriots in Super Bowl XXXVI.

A native of Winter Haven, Fla., Sorensen attended Virginia Tech and played for the Hokies from 1997-2000. He started his collegiate career at quarterback and later transitioned to safety and linebacker during his junior and senior seasons. He was a part of the Virginia Tech team that reached the National Championship game in 1999 against Florida State.

Sorensen and his wife, Danielle, have two sons, Stone and Nash.

Nick Sorensen – Born July 31, 1978, Winter Haven, Fla. Safety Virginia Tech 1997-2000. Pro: Safety St. Louis Rams 2001-02, Jacksonville Jaguars 2003-06, Cleveland Browns 2007-10. College coach: Youngstown State 2012. Pro coach: Seattle Seahawks 2013-20, Jacksonville Jaguars 2021, San Francisco 49ers 2022-24. Joined Dallas Cowboys in 2025.

DARIAN THOMPSON

Secondary/Nickels

Boise State

NFL: 3rd Year • Cowboys: 3rd Year



THOMPSON'S COACHING HISTORY

2023-24... Dallas Cowboys, Asst. LB/QC

After a six-year playing career in the NFL, including his last four seasons with Dallas, Darian Thompson joined the Cowboys coaching staff in 2023 as an assistant linebackers/quality control coach.

With new head coach Brian Schottenheimer taking over the reins in 2025, Thompson is now headed to the defensive backfield as Dallas' secondary/nickels coach.

In 2024 Thompson assisted a young linebackers room that featured a breakout season from DeMarion Overshown. Despite missing the final four games due to injury, Overshown tied for second on the team with 5.0 sacks, the second-most sacks by a Cowboys player in his first 13 career games with the club. He also finished with 95 tackles and became the only player in franchise history with at least 90 tackles, 5.0 sacks, one fumble recovery and a pick-six in the same season. Thompson also helped Eric Kendricks lead the team with 145 tackles, his ninth consecutive 100-tackle season, the second-longest active streak with 100-plus tackles in the NFL, only behind Bobby Wagner (10 seasons).

During his first season in the coaching ranks, Thompson was tasked with developing a young linebackers unit that featured second-year player Damone Clark, who led the team with 115 tackles, and Markquese Bell, who switched to

linebacker from safety after Leighton Vander Esch suffered a season-ending injury in Week 5. Thompson helped Bell learn a new position on the defense, and Bell's 102 tackles ranked second on the Cowboys behind Clark. Thompson also oversaw the position flexibility of three-time Pro Bowler Micah Parsons, who tallied a career-best 14.0 sacks in 2023.

Thompson began the second phase of his football career in coaching after playing safety for six seasons in the NFL – two with the N.Y. Giants (2016-17) and four with Dallas (2018-21). He was originally drafted in the third round (71st overall) by the N.Y. Giants out of Boise State. Thompson appeared in 18 games with 17 starts in his two seasons with the Giants.

After Dallas plucked him off the Cardinals practice squad in 2018, he was a key special teams contributor for the Cowboys before earning the starting safety job in 2020, a position he held until Donovan Wilson took over in Week 8. Thompson finished 2020 with 51 tackles and an interception.

In five years at Boise State, including his redshirt season as a freshman, Thompson was a two-time All-Mountain West first-team selection (2014-15) who played in 51 games with 44 starts. He finished his career with 242 tackles and a Mountain West Conference record 19 interceptions.

Thompson and his wife, Chelsey, have three daughters, Novah, Nya and Naomi, and two sons, Ty and Trace.

Darian Thompson – Born Sept. 22, 1993, Lancaster, Calif. College: Safety Boise State 2011-15. Pro: Safety New York Giants 2016-17, Dallas Cowboys 2018-21. Pro Coach: Dallas Cowboys 2023-24.

TIQUAN UNDERWOOD

(TIE-kwahn)

Assistant Wide Receivers

Rutgers

NFL: 3rd Year • Cowboys: 1st Year



UNDERWOOD'S COACHING HISTORY

2018.....Lafayette, WR
 2019.....Miami Dolphins, Off. QC
 2020-21.....Rutgers, WR
 2022-23.....Pittsburgh, WR/Pass Game Coord.
 2024.....New England Patriots, Asst. WR

The Dallas Cowboys hired Tiquan Underwood as the assistant wide receivers coach for the 2025 season. Underwood comes to Dallas after spending the 2024

season in New England in the same position.

In 2024 Underwood oversaw a young Patriots wide receiver corps that included second-year receiver Demario Douglas, who led New England with 66 receptions and ranked second with 621 receiving yards. Underwood also instructed other young wideouts such as Kayshon Boutte and Kendrick Bourne.

Prior to New England, Underwood spent 2022-23 as the University of Pittsburgh's passing game coordinator and wide receivers coach. In 2022 Jared Wayne achieved his most productive season under Underwood, grabbing 60 catches for 1,063 yards to earn All-ACC honors.

In 2020 Underwood returned to his alma mater, serving as Rutgers' wide receivers coach through 2021. The Scarlet Knights finished as the fourth-most improved scoring offense in 2020 as the wide receivers unit combined to catch 55 more receptions, 439 more yards and five more touchdowns than

2019. Bo Melton achieved career-highs in receptions, yards and touchdowns on his way to All-Big Ten recognition and an NFL Combine invite.

Underwood made his NFL coaching debut in 2019 as an offensive quality control coach for the Miami Dolphins.

In 2018 Underwood made his coaching debut, serving as Lafayette's wide receivers coach. He helped Nick Pearson lead the team with 41 grabs for 592 yards on his way to second-team All-Patriot League honors.

Underwood, a former wide receiver, was originally drafted by the Jacksonville Jaguars in the seventh round of the 2009 NFL Draft. Underwood enjoyed a five-year NFL career, nabbing 63 catches for 1,006 yards and six touchdowns through 45 games. He spent 2015-17 in the Canadian Football League.

Underwood was a four-year letterwinner for the Scarlet Knights, totaling 132 receptions for 1,931 yards and 16 touchdowns through 50 games played. He recorded 1,100 yards and seven touchdowns on 65 receptions to earn first-team All-Big East honors in 2007.

The New Brunswick, N.J. native earned a bachelor's degree in sociology from Rutgers.

Underwood and his wife, Samantha, have three daughters: Thai, Kali and Skye.

Tiquan Underwood – Born Feb. 17, 1987, New Brunswick, N.J. College: Wide Receiver Rutgers 2005-09. Pro: Wide Receiver Jacksonville Jaguars 2009-10, New England Patriots 2011, Tampa Bay Buccaneers 2012-13, Hamilton Tiger-Cats 2015, Montreal Alouettes 2016-17. College coach: Lafayette 2018, Rutgers 2020-21, Pittsburgh 2022-23. Pro Coach: Miami Dolphins 2019, New England Patriots 2024. Joined the Dallas Cowboys in 2025.

LUNDA WELLS

(LOON-duh)

Tight Ends

Southern

NFL: 14th Year • Cowboys: 6th Year



Lunda Wells enters his sixth season as the Cowboys tight ends coach and will look to continue the growth of a

talented and versatile tight end room in Dallas.

Despite missing several games with injuries in 2024, Jake Ferguson

again proved to be a trusted and dependable target for the Dallas offense, finishing second on the team with 59 receptions - the second consecutive season he ranked second in catches. He joined Jason Witten as the only two Cowboys tight ends with 50 receptions in two of his first three NFL seasons. Young tight ends Luke Schoonmaker and Brevyn Spann-Ford also took a step forward in their development, proving to be dependable as pass catchers, run blockers and special teams players. The tight end group claimed 18% of the club's receiving first downs in 2024, and as a whole, accounted for 24% of the team's catches.

WELLS' COACHING HISTORY

2006-07...Scottlandville H.S., OL/Run Game Coord.
 2008-09.....Louisiana State, OL Asst.
 2010-11.....Louisiana State, Asst. ST/Asst. to HC
 2012.....New York Giants, Offensive QC
 2013-17.....New York Giants, Asst. Offensive Line
 2018-19.....New York Giants, Tight Ends
 2020-24.....Dallas Cowboys, Tight Ends

Wells oversaw the development of second-year tight end Ferguson in 2023, who was in his first season as the starter. Ferguson notched 71 receptions for 761 yards and five touchdowns to earn his first Pro Bowl nod, and his 761 receiving yards ranked eighth among NFL tight ends. He became the third tight end in franchise history to record at least 70 receptions and 700 receiving yards in a season, joining Witten and Dalton Schultz. Under Wells, Ferguson tallied 90 career receptions and 935 receiving yards, both the second-most by a Cowboys tight in the first two seasons of a career, trailing only Witten.

During the 2022 season, Wells saw diverse production from his tight end group. Schultz remained the group's leader, as he collected 57 receptions (second on the team) for 577 yards (second) and five touchdowns (second). Behind him, Wells received more production from two rookie tight ends - fourth round selection Ferguson (19 receptions for 174 yards and two touchdowns) and undrafted free agent Peyton Hendershot (11 receptions for 103 yards and two scores) - as they became the third rookie tight end duo in NFL history to record multiple receiving touchdowns in their first season.

The tight end group was led again by Schultz in 2021, and under Wells' leadership, he recorded his best season with 78 catches for 808 yards and eight touchdowns - becoming the second Cowboys tight end to record 70 catches in a season (Witten, nine times).

In 2020 Wells helped Schultz achieve a breakout season after starting tight end Blake Jarwin suffered a season-ending knee injury in Week 1. Despite the loss of Jarwin, Wells shaped Schultz into one of the top tight ends in the NFC during 2020, as Schultz recorded 615 receiving yards and four touchdowns on 64 catches.

Prior to Dallas, Wells spent eight seasons in different roles with the N.Y. Giants. From 2018-19 Wells worked with a young and talented tight end in Evan Engram, who caught 88 passes and six touchdowns over two seasons, despite missing 13 games due to injury. Before assuming his position as tight ends coach, Wells spent five seasons as the team's assistant offensive line coach, first under Pat Flaherty and

then Mike Solari. In 2017 Wells helped tutor a line that was constantly in transition. The Giants used 10 different starting combinations, their highest single-season total since the 1970 merger.

New York scored 420 points in 2015, the fifth-highest total in franchise history, and its 5,956 net yards were the third-highest total in team history. With the line providing consistent protection, Eli Manning set a single-season franchise record with 387 completions, and his 4,432 yards and 35 touchdown passes were both the second-highest totals in Giants history.

Wells joined the Giants in 2012 as an offensive quality control coach. He also helped coach the wide receivers that season. In 2012 the Giants scored 429 points, the second-highest total in franchise history.

Before joining the Giants staff, Wells spent four seasons at Louisiana State. From 2008-09 he was an offensive line assistant, and in his final two years at LSU, Wells was an assistant to the head coach and an assistant on special teams. In 2010 Wells was an offensive line intern for Dallas Cowboys training camp, where he worked alongside Hudson Houck.

Wells was the offensive line coach/run game coordinator/head strength and conditioning coach at Scotlandville High School in Baton Rouge, La. from 2006-07. He coached the offensive line and devised the offensive run game plans.

An offensive lineman, Wells played in the Arena Football League for the Grand Rapids Rampage, South Georgia Rampage and Louisiana Swashbucklers following a four-year career at guard at Southern University (2002-05). He was voted to the All-Southwestern Athletic Conference first team in 2002 and 2005, and Southern won the 2003 SWAC championship. He earned a bachelor's degree in criminal justice and, in 2007, a master's degree in criminal justice at Southern.

Wells is a native of Baker, La., just outside Baton Rouge. He was a Class 5A first-team all-state offensive line selection at Baker High School.

He and his wife, Tiffany, have two daughters, Adanya Neema and Zalika Nia.

Lunda Wells – Born February 10, 1983, Baker, La. College: Guard Southern University 2002-05. Pro: No pro playing experience. College coach: Louisiana State 2008-11. Pro coach: New York Giants 2012-19, Dallas Cowboys 2020-24.

AARON WHITECOTTON

Defensive Line

Charlotte

NFL: 13th Year • Cowboys: 1st Year

Aaron Whitecotton joins Brian Schottenheimer's inaugural staff in Dallas as the defensive line coach, a role he previously held for four seasons with the New York Jets.

WHITECOTTON'S COACHING HISTORY

2005-11.....	Myers Park High School (N.C.), Def. Coord./LBs/DL
2012.....	New Mexico State, Defensive Asst.
2013-15.....	Jacksonville Jaguars, Defensive Asst.
2016.....	Jacksonville Jaguars, Asst. DL
2017.....	Buffalo Bills, Asst. Coach
2018-19.....	Buffalo Bills, Asst. DL
2020.....	San Francisco 49ers, Asst. DL
2021-24.....	New York Jets, DL

While with the Jets from 2021-24, Whitecotton developed several defensive linemen into premier pass rushers, including

Will McDonald (10.5 sacks in 2024), Quinnen Williams (29.5 sacks from 2021-24) and Bryce Huff (10.0 sacks in 2023).

In 2024 Whitecotton helped McDonald, who was in his second NFL season, lead the Jets and tie for 12th in the NFL with 10.5 sacks. He became one-of-nine players since 2019 to register 10.0-plus sacks in a season in either his first or second year.

The 2023 season saw Whitecotton play an integral part of the Jets finishing third overall in total defense, allowing 292.3 yards-per-game following a fourth overall finish in 2022 (311.1). Under his leadership, the Jets defensive line finished 2023 with 48.0 sacks, tied for the third-most in a single season in franchise history and tied for seventh in the NFL that year.

Whitecotton helped Williams receive first-team All-Pro (2022) and Pro Bowl honors (2022-23). In 2023 under Whitecotton, Williams recorded career-highs in tackles, tackles for loss and pressures.

During the 2022 season, Whitecotton oversaw a defensive line that recorded 45 sacks on the year, the seventh-most in the NFL and a significant improvement from its 33 team sacks in 2021. The 45 sacks marked the most by a Jets team since 2014 and tied for the fifth-most in a season in a franchise history.

Prior to joining the Jets, Whitecotton worked as the assistant defensive line coach with the San Francisco 49ers in 2020. Despite losing two opening day starters in Week Two, Nick Bosa, the reigning Defensive Rookie of the Year, and Solomon Thomas, the 49ers defense finished fifth in total defense and seventh in rushing defense.

Before his lone season in San Francisco, Whitecotton spent three seasons with Buffalo (2017-19), the last two as the assistant defensive line coach. From 2018-19, the Bills defense allowed just 296.2 yards-per-game, lowest in the NFL over that two-year span.

Whitecotton entered the NFL in 2013 with the Jacksonville Jaguars. He spent three seasons (2013-15) as a defensive assistant working primarily with the defensive line. He was promoted to assistant defensive line coach in 2016, when the Jaguars defense ranked sixth in total defense while a league-high five different defensive linemen each registered at least six tackles for loss.

Beginning his coaching career at his alma mater, Myers Park, N.C., High School, Whitecotton served as the defensive coordinator, linebackers and defensive line coach in his seven years (2005-11) at the school, before moving to the college ranks for one year as a defensive assistant at New Mexico State (2012).

Whitecotton played center at South Carolina from 2000-01 before transferring to UNC-Charlotte, where he earned his undergraduate degree in political science.

He and his wife, Heather, have four children, two daughters, Lila James and Lorelei Tyler, and two sons, Jax and Jet.

Aaron Whitecotton – Born November 25, 1981, Charlotte, N.C. College: Center South Carolina 2000-01. Pro: No pro playing experience. College coach: New Mexico State 2012. Pro coach: Jacksonville Jaguars 2013-16, Buffalo Bills 2017-19, San Francisco 49ers 2020, New York Jets 2021-24. Joined Dallas Cowboys in 2025.



TODD WILLIAMS

Vice President Football Operations/ Football Administration



Todd Williams is in his 31st season with the Dallas Cowboys, his 24th season in the club's Player Personnel Department and was named the club's Vice President of Football Operations/Football Administration in 2021 after serving eight years as the senior director of football administration/football operations. In his role, he assists Stephen Jones, the club's Chief Operating Office/Co-Owner, while also overseeing the team's football operations, facilities, equipment, security and player development departments. Williams is primarily responsible for keeping Jones informed on the daily operations of the club. He is also responsible for monitoring the Cowboys salary cap and negotiating most rookie contracts, including many of Dallas' draft choices.

Williams is also responsible for making sure the club maintains compliance with the NFL's Collective Bargaining Agreement and labor related issues. Additionally, he coordinates different areas of football operations and is involved in several other administrative functions within the club. Most recently, Williams was instrumental in coordinating the development of the football offices and training facilities of the team's world headquarters at The Star in Frisco.

Williams joined the Dallas Cowboys organization as an intern in the operations department during the 1995 training camp in Austin, Texas. He served as an administration and marketing intern through the 1995 season. He was hired as a player personnel assistant in 1996, working closely with the personnel department in processing contracts and coordinating travel plans for free agent tryouts. He was promoted to assistant director of player personnel in 2001.

Williams was a sports management major at the University of Tennessee, where he played tight end for the Vols football team from 1992-94. Prior to Tennessee, he played for Northeast Oklahoma A&M Junior College, helping guide the team to the 1991 National JUCO Championship.

Williams is married to Cyndi Comeaux Williams. He has two children, Kyle and Kamryn, and one stepson, Gauge Disher.

CRAIG GLIEBER

Director of Team Travel and Logistics

Craig Glieber began his career with the Dallas Cowboys as an intern in the front office in 1988. He returned for the 1989 season, again as an intern, but was hired full time in 1990 as an assistant in the football operations department.

Glieber earned the title of director of team travel and logistics in 2022 after years of handling all aspects of the team's movements on the road and at training camp.

Glieber was elevated to assistant director of football operations in 1993, where he assisted with all aspects of team travel while also helping coordinate the team's training camp.

In 2012 Glieber took over the full time role of handling all team travel, including team charters, hotels, ground transportation and equipment trucks for road games. He also coordinates travel and hotels for all visiting free agents as well as



newly acquired draft picks, rookie free agents and veteran free agent signings.

While in school at SMU, Glieber was an assistant with SMU football (1985-87). Glieber also worked as a statistician for CBS Sports and Fox Sports Southwest broadcasts for his father, legendary broadcaster, Frank Glieber. Craig also worked as a statistician for Dallas Mavericks broadcasts through 2010.

Glieber earned undergraduate degrees in business administration and radio/TV in 1987 from Southern Methodist University. He then earned his M.B.A. from SMU in 2002.

JASON MCKAY

Director of Football Administration and Technology

Jason McKay returned to the Dallas Cowboys in 2012 as the club's assistant director of football administration. In 2020 McKay was named director of football administration and technology. In his role, McKay assists Vice President of Football Operations/Administration Todd Williams in the daily operations of the team. McKay also coordinates new player arrivals and assists in the set up and operation of the club's training camp, distribution and management of the club's football technology initiatives - including communications, analytics, iPad playbooks and emerging technology. He also oversees the team's video, analytics and football systems development departments. McKay also played a part in the planning and construction phases of the team headquarters at The Star in Frisco.

McKay spent three years with the United Football League (2010-12), serving as the director of football operations for the Hartford Colonials (2010-11) before moving to the UFL league office for his final season as the director of football administration.



Before venturing to the UFL, McKay worked in the Arena Football League for eight seasons. He was a player personnel assistant for the Dallas Desperados (2001-04), while he was also working in the personnel office for the Dallas Cowboys. He then became the vice president of football operations for the Los Angeles Avengers, a position he held for five years.

McKay first became a part of the Cowboys family in 1993 when he was the manager for retail operations for Texas Stadium Corporation. He moved into the personnel department in 2000, serving as an assistant up until the start of the 2004 season.

McKay earned his Bachelor of Science in Mechanical Engineering Technology from the University of North Texas. He also earned his real estate license in the state of Nevada.

ADAM PRASIFKA

Senior Director of Salary Cap/Player Contracts

Adam Prasifka enters his 25th year in the Dallas Cowboys Player Personnel department. In his role as senior director of salary cap/player contracts, Prasifka assists Chief Operating Officer/Co-Owner Stephen Jones and Vice President of Football Operations/Football Administration Todd Williams in managing the club's salary cap, negotiating player contracts and monitoring league transactions.

During Prasifka's tenure, Dallas has negotiated franchise-record contracts with quarterback Dak Prescott, wide receiver CeeDee Lamb, running back Ezekiel Elliott, tackle Tyron Smith and guard Zack Martin, to name a few.



Prior to working with the Cowboys, Prasifka was a coaching assistant and equipment manager at the University of Arkansas (1999-02). He served as a mechanical engineering intern at DuPont (1998-99) and Cromwell Architects and Engineers (1998).

Prasifka earned his degree in mechanical engineering from the University of Arkansas in Fayetteville. He currently resides in Carrollton, Texas with his son, Cash.

BRYAN WANSLEY

Director of Player Development

Bryan Wansley embarks on his 30th year with the Dallas Cowboys and his 20th season as director of player development. He began his career in 1995 as an intern in the football operations department.

In his role, Wansley works with current and former players and their families to achieve a successful, well-balanced and healthy life during and after their playing experience. Player Development accomplishes its mission through peer-to-peer engagement of the NFL player community with innovative program and service offerings that meet the dynamic needs of the athletes and their families.

Wansley provides programs aimed at player development and wellness during each season and offseason. He also coordinates programs to push individual and team growth through special team related functions, which includes visits to military bases during training camp and setting up prominent speakers to address the team throughout the year on leadership and awareness.



He also works closely with the rookies as they transition into the NFL, providing assistance and programs on areas such as mental wellness, financial responsibility (budgets and credit), substance abuse (DUI), domestic violence, relationships, stress management and media/social media orientation.

Since the 2012 season, Wansley has been responsible for the coordination of the Dallas Cowboys yearly training camp, which includes overseeing hotel accommodations and travel coordination for all players and staff, assisting local city officials on planning fan experiences and overseeing and coordinating office planning and setup strategy.

Before heading up Player Development, Wansley served as an assistant in football operations for six seasons (2001-06).

Wansley received his Bachelor of Arts in Sports Management from Harding University. In 2012 he received his athlete development certification from Wharton.

JOHN PARK

Director of Strategic Football Operations



John Park joined the Cowboys in 2023 as Director of Strategic Football Operations, where he leads strategic football efforts for the team, working closely with coaches, scouts and front office staff to provide data-driven recommendations for team success. Park served in the same capacity with the Indianapolis Colts for seven seasons (2016-2022), where he was responsible for identifying, developing and deploying resources to support football operations.

He previously worked in NFL Player Engagement (2016) and with Rutgers Football (2014-2015) in both player development and recruiting roles. Park currently serves as the Chairman of the High Performance Committee of USA Football, the sport's first National Governing Body responsible for fielding the U.S. National teams for international competition, including the 2028 Los Angeles Summer Olympics. In his role as Chair-

man, Park oversees a volunteer committee of sports leaders, including current and former U.S. National Team athletes and coaches, as they advise USA Football on opportunities to improve high performance programming. Additionally, Park also serves on the inaugural Combine Performance Advisory Committee for the NFL Combine and the Ozzie Newsome GM Forum and Coaching Summit.

Before working in sports, Park served as a consultant for Alvarez & Marsal and Pricewaterhouse Coopers while a member of the American Academy of Actuaries.

Park earned his bachelor's degree in cultural anthropology from Duke University and his master's degree in actuarial science from Columbia University, and has also been selected for the NFL Executive Leadership Program League of Leaders at Stanford University.

WILL McCLAY

Vice President Player Personnel



Will McClay, in his 24th season with the Cowboys Personnel Department, was named the club's Vice President of Player Personnel in 2017. McClay is instrumental in overseeing the club's NFL Draft process and plays a key role in free agent and trade acquisitions.

McClay began to oversee the Cowboys draft process in 2014, and since that time the team has selected 15 players that have gone on to make at least one Pro Bowl - the most in the NFL over that span - including foundational pieces in Zack Martin (nine Pro Bowls), CeeDee Lamb (four), Micah Parsons (four), Dak Prescott (three) and Tyler Smith (two). Under his guidance, Dallas has also been able to mine the late rounds of the draft to find hidden gems, including fifth round pick DaRon Bland, who earned first-team All-Pro and a Pro Bowl nod after setting the NFL record with five pick-sixes in 2023, and undrafted kicker Brandon Aubrey, who is the first kicker in NFL history to reach the Pro Bowl in each of his first two seasons and set the NFL record for most 50-yard makes in a season with 14.

The Cowboys continued to build up the trenches throughout the 2024 Draft, with their first three selections all going towards offensive and defensive line. Tyler Guyton was drafted in the first round to help supplant longtime stalwart Tyrion Smith at left tackle, and Guyton started 11-of-15 games in his rookie campaign. Dallas added another rookie contributor along the offensive front in the third round with Cooper Beebe, who started 16 games at center to make Dallas one-of-four teams to have multiple rookies start at least 10 games on the

offensive line in 2024. The Cowboys added contributors on the defensive side of the ball in Marshawn Kneeland, Marist Lifau and Caelen Carson, all of whom played significant roles as rookies and provide a solid foundation for the future.

With an emphasis on physically entering the 2023 Draft, Dallas selected defensive tackle Mazi Smith as its first-of-seven players in the class. Smith and second round tight end Luke Schoonmaker played in all 17 games as rookies, both contributing in the run game on both sides of the ball. Smith finished with 15 tackles, two tackles for loss and a sack in his first year, and Schoonmaker added eight catches with two touchdowns - becoming the fifth Cowboy to score a touchdown on his first career catch. Injuries and veteran additions prevented the later round selections from making an immediate impact, with the five remaining picks of the class playing a combined 14 games in 2023, with much larger roles expected in the future.

The 2022 draft was largely about rebuilding the trenches on offense and defense, with six-of-nine draft picks coming on the offensive line or front seven of the defense. Offensive lineman Tyler Smith headlined the draft class, starting all 17 games in his rookie season - 16 at left tackle and one at left guard - to become the first Cowboys rookie to start at left tackle in a season-opener. The class was also highlighted by second round pick Sam Williams, who played in 15 games and recorded 4.0 sacks with a team-leading seven tackles for loss, and fifth-round pick DaRon Bland, who started eight-of-17 games and led the team with five interceptions - the first rookie to lead the Cowboys in picks since Derek Ross and Roy

Williams in 2002 - while playing both nickel and outside corner. Overall, the 2022 draft class generated 89 games played with 39 starts and 4,902 total snaps, the sixth-most snaps among rookies in the NFL.

McClay was tasked with rebuilding the defensive side of the ball in 2021, working with Defensive Coordinator Dan Quinn to add players that fit an updated vision of the Cowboys defense. Dallas lost eight players to other teams in free agency but also added eight players - the most signings by the Cowboys in any year of free agency since its inception in 1994 - including five defensive players. Dallas also saw immediate dividends from its draft class, with Micah Parsons setting a franchise rookie record with 13.0 sacks, earning Defensive Rookie of the Year and first-team All-Pro honors in the process. Dallas' rookie draft picks played in a total of 112 games with 32 starts in 2021.

Entering the 2021 NFL Draft, McClay and the Cowboys undertook a unique challenge, building a roster while balancing a record-setting contract for Prescott, which led to the Cowboys selecting 11 players - second-most since the NFL moved to a seven round draft. The 11 selections also included eight defensive players, and all of the Cowboys first six selections were on defense - the first time that occurred in team history. The draft class, headlined by Parsons, consisted of 10 Power Five players and three Senior Bowl participants.

The Cowboys entered unfamiliar territory in 2020, undergoing a regime change at head coach for the first time since 2010, as Dallas hired Mike McCarthy as the ninth head coach in team history. As a result, Dallas saw a significant amount of change on both the coaching staff and player roster, with six starters defecting to other teams in free agency and the retirement of Travis Frederick. Under normal circumstances, the task of upgrading the roster in an offseason with such change would be difficult, but in 2020, the threat of COVID-19 halted all free agent visits and altered the NFL Draft evaluation period. McClay and the front office tackled the task head on, signing free agents who had combined to make 631 starts and earn 14 Pro Bowls.

In the 2020 Draft, Dallas was patient and calculating, jumping on the opportunity to add perhaps the top wide receiver prospect in CeeDee Lamb when he unexpectedly fell to the Cowboys at pick 17. The Cowboys then bolstered their defense, nabbing an athletic and ascending cornerback from Alabama in Trevon Diggs in Round 2.

In his earlier role as director of football research (2011-13), McClay evaluated players on NFL rosters and in other leagues, scouting Dallas' opponents using advanced scouting and analytic methods and overseeing the scouting department's technology tools.

McClay was a pro scout (2002-08), then pro scouting coordinator (2009-10), and he was responsible for sifting through free agents and locating some of the team's most notable signings before and during the season.

McClay originally came to Dallas as the defensive coordinator for the Dallas Desperados (2002-03) of the Arena Football League. He was the club's head coach for five seasons (2004-08), helping lead them to a league-best 15-1 record and consecutive Eastern Division Championships (2007-08). In his five seasons as head coach, he led the Desperados to a 54-24-1 record and was named AFL Coach of the Year in 2006.

Before joining the Cowboys and Desperados, McClay was the assistant director of pro scouting for the Jacksonville Jaguars. In his only season (2001) with the Jaguars, he scouted NFL teams in the preseason and did advance scouting work during the season. Before joining Jacksonville, he was the player personnel director of the XFL's Orlando Rage, as well as a consultant and scout, in the spring of 2001.

Prior to moving into the personnel side of professional football, McClay spent 11 seasons in the AFL as a player and coach. He served as defensive coordinator and director of player personnel for the Grand Rapids Rampage in 1998. He added the title of assistant head coach in 1999, when the Rampage improved to an 8-6 record after going 3-11 the previous season. In 1997 he was the defensive coordinator and director of player personnel for the Anaheim Piranhas after serving as the defensive coordinator for the Milwaukee Mustangs in 1995 and the Florida Bobcats in 1996.

McClay was the secondary and special teams coach of the Detroit Drive in 1993, helping the team reach the ArenaBowl. From 1989-92 he was a wide receiver/defensive back for the Drive, helping lead them to three ArenaBowl titles in four appearances.

McClay was a four-year letterman and captain as a defensive back at Rice University (1985-88), starting every game of his collegiate career. He graduated in 1990 with a degree in political science. McClay has one son, Gabriel.

ALEX LOOMIS

Director of Pro Scouting



Alex Loomis joined the Dallas Cowboys Scouting Department in July 2009 as the club's pro scouting intern. He became the pro scouting assistant leading up to the 2011 season, a pro scout in 2012 and the pro scouting coordinator in 2015. He was named director of pro scouting in 2017 where he is in charge of evaluating players and rosters from NFL and other professional football teams. Loomis is also responsible for advance scouting, free agency preparation and tracking player movements within the league.

Loomis played a hand in the recent acquisitions of Pro Bowl contributors Brandon Aubrey and KaVontae Turpin, who joined the team from the UFL, formerly the USFL and XFL, and key veteran additions in Stephon Gilmore and Brandin Cooks via trades prior to the 2023 season - all of whom played sig-

nificant roles in the success of the team in the 2023 season. Most recently, Loomis also took part in the process of acquiring George Pickens from the Pittsburgh Steelers in the 2025 offseason.

He will continue in his role assisting with the NFL Combine and assisting in the team's draft preparations.

Loomis spent nine summers (2000-09) with the New Orleans Saints, seven as an operations intern and the final three as a scouting intern under his father, Saints GM Micky Loomis.

Loomis graduated from Louisiana State with a degree in business management. Loomis and his wife, Amanda, have a son, Miles.



MITCH LAPOINT

Director of College Scouting



Mitch LaPoint joined the Cowboys Scouting Department in 2005 and served as the west area scout for three years before moving to the southeast area in 2008. In 2015 LaPoint was a national scout, and before the 2019 season he was promoted to assistant director of college scouting.

In 2022 he became director of college scouting, where he conducts the confluence of information on collegiate players prior to the NFL Draft, including input and scouting reports from teams scouts and coaches to inform decision making in building the draft boards.

LaPoint spent seven years (1998-04) working in the Kansas City Chiefs player personnel department.

From 2002-04 he served as the club's midwest area scout and football operations coordinator. As part of his operations responsibilities, he coordinated the Chiefs training camp at the University of Wisconsin - River Falls.

From 1999-01 LaPoint was an assistant in the scouting department, after spending 1998 as an intern.

The Lawrence, Kan., native received his bachelor's degree in sports management from the University of Kansas in 1998. LaPoint and his wife, Jenny, have two sons, John and Sam, and reside in Tulsa, Okla.



RICH BEHM

Scouting Video Coordinator



Rich Behm joined the Dallas Cowboys as a video assistant in 2002 and was responsible for shooting team practices and games. In 2004 he moved to the scouting department where he was responsible for compiling college regular season games, bowl games and all-star game video as well as NFL combine video and creating point of attack cutups for draft meetings. Behm also assists the scouts on the road, coordinating their digital video needs. He is also responsible for evaluating both college and pro players.

Prior to the Cowboys, Behm worked in hotel management while attending the University of Texas-Arlington.

Behm and his wife, Michelle, have two sons, Taylor and Peyton, and three daughters, Kendall, Brooklyn and Hallie. Behm's brother, Chris, works for Blue Star Media, the club's Television and Radio Broadcast Department.

TERRY GRAY

Pro Scouting Coordinator



Terry Gray joined the Dallas Cowboys in a full-time role in 2017 as the club's pro scouting coordinator. In his role, Gray tracks league transactions, develops opponent advanced scouting reports and evaluates league free agents. He is also charged with managing the NFL player database, and giving recommendations for free agent or waiver wire acquisitions.

Starting with his time as a coach with the Dallas Desperados (2005) up until coming on full time, Gray consulted for the Cowboys personnel department.

Prior to becoming a full-time member of the Cowboys scouting department, Gray spent 10 seasons (1994-95, 1997-98 and 2001-06) as a coach or scout in the Arena Football League, including a stint with ArenaBowl XV winners Grand Rapids Rampage in 2001. He originally landed in Dallas as an assistant coach for the Cowboys-owned AFL team, Dallas Des-

perados, where he worked under then Head Coach and current Dallas Cowboys Vice President Player Personnel Will McClay.

In 1996 Gray coached tight ends at his alma mater, Baylor. Before working in coaching and player personnel, Gray played professionally for the World League of American Football and NFL (1990-93), including stints with the LA Rams and Houston Oilers. He played along the offensive line at Cisco Junior College (1986-87) and finished his collegiate career at Baylor (1988-89).

Gray holds an associate degree in applied arts from Cisco Junior College and a bachelor's in education from Baylor University.

Gray and his wife, Mary, were married in May, 2016 and have a son, Timothy.

CHRIS HALL

College Scouting Coordinator



Chris Hall, now in his 36th season with the Cowboys, serves as the club's college scouting coordinator. In that capacity, he is charged with the day-to-day operation and organization of the college scouting portion of the Personnel Department, including the creation and sorting of college player information that ultimately becomes the NFL Draft. Hall also spends time on the road locally covering Texas schools while monitoring the college scouting database daily. He writes both college and pro player evaluations and organizes the highly successful post-draft free agent signing period that has helped the team sign impact undrafted free agents such as Barry Church in 2010, Dan Bailey in 2011, Cole Beasley, Lance Dunbar and Ron Leary in 2012, Jeff Heath in 2013, Blake Jarwin in 2017, Terence Steele in 2020 and Markquese Bell, Peyton Hendershot and KaVontae Turpin in 2022.

Hall is responsible for the organization of the annual Dallas Day - which allows visits from local college prospects each

year - and also coordinates the yearly 30 pre-draft top college prospect player visits allowed by the NFL before the yearly NFL Draft.

Since 1993 Hall has also assisted National Invitational Camp (NIC) in the operations of player arrival, check-in and execution of the NFL Scouting Combine in Indianapolis, Ind.

Hall originally joined the Cowboys scouting department in 1990 as a scouting assistant, where he was responsible for processing player reports, organizing film and working closely with the college scouts in managing and scheduling projects. Prior to joining the Cowboys, Hall worked briefly in the athletic offices at Southern Methodist University.

Hall graduated from Southern Methodist in 1990 with a degree in advertising. He resides in Coppell, Texas, with his wife, Susan, and two daughters, Izabella and Victoria.

KEITH O'QUINN

Advance Scouting Coordinator



Keith O'Quinn rejoined the Dallas Cowboys personnel department in 2020 as the advance scouting coordinator after spending the previous 10 seasons in coaching, including his last two as the team's special teams coordinator.

In his role, O'Quinn studies and evaluates personnel and schemes of upcoming opponents and presents it to the coaching staff to help shape the game plan. He also assists in pro free agent and college draft evaluations.

O'Quinn spent his first season as a coach as the team's quality control/offensive assistant in 2010, breaking down film of upcoming opponents' defenses. From 2011-12 O'Quinn also worked closely with the wide receivers, and in 2014 O'Quinn left the offensive side of the ball and became the assistant special teams coach, working with coordinator Rich Bisaccia for three seasons (2014-17) before being promoted as the special teams coordinator from 2018-19.

In his first stint with the Cowboys (2006-08), O'Quinn worked in the personnel department and evaluated players around the NFL and other professional leagues while serving as a pro scout in the Cowboys scouting department.

In 2009 O'Quinn left the Cowboys to become the director of pro personnel for the Cleveland Browns. While with the Browns,

O'Quinn contributed to Cleveland's player acquisition process by managing pro scouting operations and evaluating players and rosters from the NFL and all other levels of pro football.

Prior to joining the pro ranks, O'Quinn spent eight years as a high school and college coach. His last stint in that area was as the assistant football and head baseball coach at Kaufman, Texas, High School. Prior to that, he coached tight ends and special teams at Abilene Christian University from 2003-04. From 2000-03 O'Quinn served as tight ends and asst. offensive line coach at Hardin-Simmons University in Abilene, Texas.

In 1999 he worked as the run game coordinator and offensive line coach, at Bryan Adams High School in Dallas. O'Quinn began his coaching career at Liberty Christian School in Argyle, Texas, serving as a defensive backs and wide receivers coach.

A native of San Antonio, O'Quinn attended James Madison High School and earned a Bachelor's of Science degree from the University of North Texas, where he played strong safety. He went on to earn a master's degree in counseling and human development from Hardin-Simmons University.

O'Quinn and his wife, Reigan, have three children, Mysti, Brittany and Brock.

ERIC ELLINGWORTH

Southeast Area Scout



Eric Ellingworth came to the Dallas Cowboys in 2019 as a college scout after serving one season as a scouting assistant with the N.Y. Jets. Ellingworth scouts the southeast. While with the Jets, Ellingworth scouted both the college and pro ranks.

Before his season with the Jets, Ellingworth was an offensive graduate assistant at the University of Florida (2015-17). In his time with the Gators, Ellingworth assisted in coaching wide receivers and quarterbacks, scouted incoming players,

assisted in offensive game plan meetings and prepared both opponent and self-scouting reports on a weekly basis.

Ellingworth was a three-year starting wide receiver at Augustana University where he earned four letters and helped the school advance to the 2010 NCAA DII National Quarterfinals.

Ellingworth earned his degree in social studies education and business administration from Augustana and his master's in curriculum & instruction from Florida.

SAM GARZA

Mid-South Area Scout



After nine years in the coaching realm, Sam Garza entered the personnel arena as a pro scout with the Cowboys in 2005. In 2008 he moved over to the College Scouting Department, serving as the southwest area scout (2008-09, 2012-20), west coast scout (2010-11), then mid-south in 2021. As a pro scout, he worked closely with then Assistant Director of Pro Scouting Brian Gainie in evaluating players around the NFL and NFL Europe, as well as the Canadian Football League and the Arena Football League.

Garza came to Dallas after serving as the running backs and quarterbacks coach for the Saskatchewan Roughriders of the CFL in 2004. Prior to returning to Canada, he was the quarterbacks coach at the University of Texas-EI Paso for four years (2000-03). In 1998 Garza was the receivers coach for Saskatchewan before being promoted to quarterbacks/receivers coach in 1999. He began his coaching career at his alma mater as UTEP's defensive graduate assistant in 1996 before moving to wide receivers coach in 1997.

Garza was selected in the eighth round by the Seattle Seahawks in 1987 as a quarterback but spent the season with the St. Louis Cardinals, seeing action in two games. He spent seven years in the CFL - six with Winnipeg (1989-94) and one with Ottawa (1995).

Collegiately, Garza was one of the most prolific passers in UTEP history where he ranked second in completions (483) and completion percentage (59.1%) and fourth in attempts (817), passing yards (6,130) and touchdown passes (35).

A native of Corpus Christi, Garza received his bachelor's degree in kinesiology from UTEP in 1995. He and wife Barbara have three sons, Callen, Shane and Jack, and a daughter, Hailey.

KLEIN KUBIAK

National Scout/Special Projects



Klein Kubiak joined the Cowboys personnel department in 2019 as the midwest area scout after spending the previous five years with the Denver Broncos.

For the 2022 season, Kubiak was given the role of national scout and special projects, where he looks at the top college prospects every year to evaluate their potential fit on the team after they have been initially evaluated by the area scout assigned to their region.

Kubiak joined the Broncos in 2014 as a personnel intern, then he was promoted to personnel assistant in 2015. As an assistant, he was charged with evaluating pro prospects and creating advance scouting reports while also scouting colleges in Colorado and Wyoming. From 2016-18, Kubiak served as the Broncos southwest area scout.

Before joining the Broncos, Kubiak lettered four years as a wide receiver at Rice University (2010-13). He was the Houston Texans salary cap intern in the summer of 2012 and a finance intern for the McNair Group in the summer of 2013.

Kubiak finished his prep career at Strake Jesuit High School in Houston where he earned all-district honors in football and baseball. He is the son of long-time NFL coach Gary Kubiak and has two brothers - Seattle Seahawks Offensive Coordinator Clint Kubiak and San Francisco 49ers Offensive Coordinator Klay Kubiak.



BRETT MAXIE II

Mid-States Area Scout



Brett Maxie joined the Cowboys Scouting Department in 2017 as a college scout after serving as an intern in the department for two years.

In his role, Maxie is assigned area scout duties while also continuing to work in-house, helping with scouting operations.

While an intern in the department, Maxie assisted in the evaluation and scouting of upcoming opponents while also helping prepare for the NFL Draft.

The Metairie, La., native received his bachelor's degree in communications from Kent State in 2014, while also playing quarterback for the football team.

Maxie's father, Brett, coached defensive backs for the Tampa Bay Buccaneers (2016-18) and Dallas Cowboys (2008-11) and was the defensive passing game coordinator at the University of Colorado from 2020-22.



HENRY SROKA

Pro Scout



Henry Sroka joined the Cowboys in 1999 after 18 years as a college coach and served as their southwest area scout from 2006-07 before moving to west area scout in 2008-09 and pro scout in 2010. In 2003 he became the club's midwest area scout after four years of working for Dallas as a scout administered by the BLESTO Scouting Combine. Sroka first gained NFL experience during a coaching fellowship with the Detroit Lions during training camps in 1991-94.

Prior to joining the Cowboys, Sroka spent the 1998 season as defensive backs coach at the University of Redlands. From 1988-97 he coached running backs under former Dallas scout Jim Hess at New Mexico State and was part of the school's first winning season in 14 years when the team posted a 6-5 mark in 1992. Prior to that, Sroka was the strength

and conditioning, kicking and defensive backs coach at Wichita State University from 1985-87. He served as a graduate assistant coach at Arizona State from 1981-85, where he worked with the Sun Devils kickers and running backs.

Sroka graduated from St. Mary's College in California in 1978 and went on to earn a master's degree from Arizona State. He was a running back and kicker for St. Mary's, where he was awarded the Albert Rahill Award for team loyalty. Prior to playing for St. Mary's, Sroka was a running back and kicker for the College of San Mateo.

Sroka was born in Mexico City, Mexico. He and his wife, Linn, are the parents of a daughter, Maria del Pilar, and sons, Dominic and Mikael.

JUSTIN STUCKY

Atlantic Area Scout



Justin Stucky joined the Cowboys Scouting Department as the club's college scouting intern in July 2009. He was a college scouting assistant in 2011, became the team's combine scout in May 2012, and for the 2015 season, was named the northeast area scout. In 2021 he moved to cover the Atlantic region. In his role as combine scout, Stucky covered the midwest region, compiling and generating draft prospect scouting information for National Football Scouts, Inc.

He continues to serve as a college scout for the northeast area of the country.

Stucky graduated from the University of Kansas with a degree in sports management and a minor in business, where he was a freshman walk-on safety.

He and his wife, Katie, have two daughters, Julie, and Molly.

BO TALIAFERRO

(TAHL-ih-fur)

Northeast Area Scout



Bo Taliaferro joined the Cowboys Scouting Department following the 2019 NFL Draft as a college scout and will again scout the northeast region in 2023.

Taliaferro came to Dallas after spending one season as a recruiting assistant at Michigan State University. Prior to his time at MSU, Taliaferro was a volunteer scout for the Toronto Argonauts of the Canadian Football League (2017-18).

Taliaferro's first scouting job in the NFL came with the Buffalo Bills (2013) where he served as a college scouting assistant - a role he held for four years before becoming a BLESTO scout through the Bills (2016-17).

Taliaferro served as the assistant director of football operations at the University of Alabama-Birmingham from 2012-13

where he was responsible for team travel, liaising with NFL scouts during campus visits and handling communications between the football program and the remainder of the school's campus.

Upon graduating from the University of Arkansas with a bachelor's degree in education and a master's in sports management, Taliaferro was an offensive intern for the Razorbacks football program for three years (2009-12).

While in school, Taliaferro was a student manager with the team, working mainly with the defense.



CHRIS VAUGHN

Assistant Director of College Scouting



Chris Vaughn joined the Dallas Cowboys in 2017 as the team's southeast area scout. Vaughn came to the Cowboys personnel department with 18 years of collegiate coaching experience, most recently spending two seasons in Austin at the University of Texas.

In 2022 Vaughn was elevated to assistant director of college scouting where he will work closer with Will McClay and the top decision makers on identifying future talent for the Cowboys roster.

While with the Longhorns, Vaughn coached defensive backs (2014-15) while also serving as the school's special teams coordinator in 2014.

Before coaching in Austin, Vaughn coached cornerbacks at Memphis for two seasons (2012-13). Prior to Memphis, he

spent four seasons as the defensive backs coach/recruiting coordinator at Ole Miss (2008-11).

Vaughn was at Arkansas for eight years coaching linebackers, safeties, cornerbacks and serving as the director of on-campus recruiting (2006).

Vaughn had a brief stint (Jan.-Feb., 2000) at Tulsa as his first coaching job, after serving as a graduate assistant at Arkansas in 1999.

Vaughn earned four letters as a linebacker at Murray State, winning Ohio Valley Conference titles in 1995 and 1996. A native of Tallahassee, Fla., Vaughn and his wife, Marquette, have a son, Deuce, who plays for the Cowboys, and two daughters, Cienna Marquette and Camryn McNeil.



ROSS WUENSCHÉ

(WIN-she)

National Scout



After spending 11 seasons in the Personnel Department, Ross Wuensché was elevated to a national scout in 2022. As a national scout, Wuensché primarily covers schools in states that are west of the Mississippi River. He also assists with the evaluation process of players from the east in the months leading up to the NFL Draft.

Before becoming a national scout, Wuensché spent seven years as an area scout, mining collegiate programs for talented players. From 2015-18, he covered the Midwest and Big Ten schools before moving to the West Coast for the 2019-21 seasons.

Prior to joining the Cowboys, Wuensché worked for Texas A&M football. He graduated from A&M with a sports management degree and a minor in business. He is from Dallas, Texas, and attended Denton Guyer High School.

Wuensché and his wife, Courtney, married in June 2019 and have three dogs: Pudge, Kodak and Luca.

JIM MAURER

Head Athletic Trainer



Jim Maurer begins his 36th season as a Dallas Cowboys athletic trainer, serving the last 30 years as the club's head athletic trainer.

Maurer and his staff earned the 2021 Ed Block NFL Athletic Training Staff of the Year by the Professional Football Athletic Training Society, a prestigious honor following a particularly trying 2020 season with a myriad of injuries and constantly evolving NFL protocols put in place to combat the COVID-19 pandemic. Named in honor of Ed Block - a former Baltimore Colts head athletic trainer - the award is given annually to the athletic training staff that exemplifies courage, compassion, commitment and community.

Following the 2016 season, Maurer was named NFL Athletic Trainer of the Year by The NFL Physicians Society. Maurer originally took over responsibility of the Athletic Training Department in 1996 after serving as an assistant athletic trainer in Dallas for six years. He served as a graduate assistant with the Cowboys for two seasons prior to being hired full time in 1990.

Maurer was elected to the Professional Football Athletic Trainers Society (PFATS) Executive Board as the NFC head athletic trainer representative in 1999. He was re-elected to the same position for a fourth term in 2007 and held the position until 2010. Following the 2002 season, Maurer and his staff were recognized as the NFL Athletic Training Staff of the Year by their peers. Maurer was also appointed to the NFL Musculoskeletal Committee in 2018.

A Dallas native, Maurer earned a degree in physical education in 1988 from Southern Methodist University, where he worked with the football and swim teams.

Maurer worked as a summer assistant with the Kansas City Chiefs in 1987, after spending the summer of 1986 with the Cowboys in the same capacity.

Maurer has two sons, Nicholas and Benjamin. Maurer and his wife, Jodi, reside in Frisco, Texas.

BRITT BROWN

Associate Athletic Trainer Director of Rehabilitation



Britt Brown is in his 34th year as an athletic trainer in the NFL and his 31st as part of the Cowboys athletic training staff. As associate athletic trainer/director of rehabilitation, Brown supervises the Cowboys medical rehabilitation program and assists with treatment programs.

Following a challenging and unprecedented 2020 season, Brown and the Cowboys athletic training staff were recognized as the NFL Athletic Training Staff of the Year by their peers. Brown worked extensively with quarterback Dak Prescott in his rehab to return from a gruesome ankle injury suffered in the 2020 season and helped Prescott to establish a franchise-record and career-best 37 passing touchdowns in his first season back on the field. For his performance, Prescott earned the 2022 Ed Block Courage Award from his peers.

Brown aided Jourdan Lewis in his return to the field from a serious foot injury suffered in 2022, helping Lewis back to the field to play in 16 games as a high-end contributor in 2023.

Since 2020, Brown was responsible for the return to play at peak performance of numerous starters and key contributors, including Trevon Diggs (knee), Michael Gallup (knee), Dak Prescott (ankle), Tyrion Smith (back), Terence Steele (knee) and Leighton Vander Esch (neck).

Following the 2018 season, Brown was inducted in the Lampasas Football Hall of Fame for his accomplishments off the playing field.

Prior to coming to Dallas, Brown spent four years (1992-95) with the Miami Dolphins as an assistant athletic trainer. Brown currently serves as the Program Coordinator for the NFL/Professional Football Athletic Trainers Society (PFATS) Ethnic Minority Scholarship. Following the 2002 season, Brown and the Cowboys athletic training staff were recognized as the NFL Athletic Training Staff of the Year by their peers.

Before joining the Dolphins, Brown was the head basketball athletic trainer and assistant football athletic trainer at Southern Methodist University from 1989-92, where he also coordinated travel for the Mustangs basketball team. While earning a degree in secondary education/biology with an emphasis in athletic training (1982-87) and a master's degree in physical education/exercise physiology (1988-89) from Texas Christian University, he worked with the Horned Frogs football and baseball teams as a student athletic trainer. Brown worked as a part-time assistant athletic trainer for the Cowboys in 1986 and 1987 while attending TCU.

A native of Lampasas, Texas, Brown has a son, Chase and two daughters, Sydney and Payton.

GREG GAITHER

Assistant Athletic Trainer



Greg Gaither enters his 25th season as a full-time member of the Cowboys athletic training staff after originally serving a two-year stint with the club as a graduate assistant (1997-98). He assists with coordinating player rehabilitation and treatment programs while overseeing all medical records.

Following a challenging and unprecedented 2020 season, Gaither and the Cowboys athletic training staff were recognized as the NFL Athletic Training Staff of the Year by their peers. Gaither was then named the NFC Assistant Athletic Trainer of the Year following the 2021 season.

Following the 2002 season, Gaither and the rest of the Cowboys athletic training staff were recognized as the NFL Ath-

letic Training Staff of the Year by their peers. Named in honor of Ed Block - a former Baltimore Colts head athletic trainer - the award is given annually to the athletic training staff that exemplifies courage, compassion, commitment and community.

Gaither returned to the Cowboys after two years on the athletic training staff at Kansas State University. He originally joined the Wildcats in the summer of 1999 as a graduate assistant working in both football and baseball. In 2000 he was promoted to a full-time role as assistant athletic trainer.

Gaither graduated from SMU with a bachelor's degree, and received his master's degree from Kansas State. Gaither and his wife, Leah, have a son, Grayson and daughter Haley.

HANSON YANG

Assistant Athletic Trainer Physical Therapist



Hanson Yang enters his 14th season with the Dallas Cowboys Athletic Training department as an assistant athletic trainer and physical therapist. In his role, Yang will continue to assist the athletic training staff with their day-to-day responsibilities as well as work with Director of Rehabilitation Britt Brown in the rehab process of injured players.

Following a challenging and unprecedented 2020 season, Yang and the Cowboys athletic training staff were recognized as the NFL Athletic Training Staff of the Year by their peers.

Yang arrived in Dallas after spending six years at the University of Texas, first as a student athletic trainer for the football, men's basketball, tennis, swimming and rugby teams (2002-06),

then as a physical therapy aid and athletic trainer for the school's student health services. He continued his work in the field of physical therapy and rehabilitation at Health South Rehabilitation Hospital in Wichita Falls, Texas, Methodist Hospital in Houston, Texas, The Institute for Sports and Spine Rehab in Plano, Texas and Elite Sports Medicine in Waco, Texas.

Yang received his degree in athletic training from the University of Texas, then his Master of Science in Kinesiology from the University of Nevada, Las Vegas. He earned his doctorate in physical therapy from Texas Tech in 2012.

Yang and his wife, Sarah, were married in April, 2015 and have a daughter, Lucy.

SCOTT SEHNERT

Director of Sports Performance



Scott Sehnert was named the Dallas Cowboys director of sports performance leading into the 2016 season. In his role, Sehnert works closely with the athletic trainers and strength and conditioning coaches in developing player-specific nutrition and recovery plans.

Sehnert came to Dallas after spending the previous seven years as the sports dietitian at Auburn University. In his role at Auburn, Sehnert oversaw the sports nutrition needs for AU's 21 varsity sports, including nutrition education, counseling, training tables, body composition analysis and supplement evaluation.

Sehnert earned his bachelor's degree in dietetics from Ball State in 2003. He earned his first master's degree in nutritional sciences with a wellness and sports nutrition emphasis from the University of Kentucky in 2005. He completed his clinical training at UK's Chandler Medical Center and the Lexington V.A. Hospital.

Sehnert then earned a master's in kinesiology with a concentration in exercise physiology from Michigan State University in 2009.

Upon completion of his first master's and clinical training, Sehnert spent three months as an intern with the U.S. Speed Skating Team and the University of Utah Sports Nutrition Program (2005). While working towards his second master's, Sehnert was the coordinator of sports and cardiovascular nutrition

program at Michigan State. During the final year of his master's program, he worked as an intern with the Spartans strength and conditioning staff.

Sehnert is a Registered Dietitian with the Academy of Nutrition and Dietetics (AND) and a member of the Sports, Cardiovascular and Wellness Nutrition group. He holds certifications with the AND as a Board Certified Specialist in Sports Dietetics and with the National Strength and Conditioning Association as a Certified Strength and Conditioning Specialist. He is an active member with the American Sports and Performance Dietitians Association (ASPPA).

Sehnert and his wife, Beth, have a son, Leland, and a daughter, Lyla.

CLAIRE GILBERT

Performance Dietitian



Claire Gilbert enters her seventh season with the Dallas Cowboys as the club's performance dietitian, where she plays a key role in optimizing athletes' nutrition to enhance performance, recovery and overall health.

Gilbert started with the club in 2019 as a dietitian intern before her promotion to performance dietitian in 2021, a role she has held for the past four seasons.

Before landing with the Dallas Cowboys, Gilbert earned her master's degree in nutrition from Samford University. While in graduate school, Gilbert did a rotation with the University of Alabama's men's basketball team.

Gilbert, who was born and raised in Baton Rouge, La., earned her bachelor's degree in nutrition and food sciences from Louisiana State in 2017. During her time at LSU, Gilbert interned as a dietitian with multiple sports programs, including the LSU football program.

Gilbert is a Registered Dietitian with the Academy of Nutrition and Dietetics (AND) and an active member with the American Sports and Performance Dietitians Association (ASPPA).

BRAYLON TATUM

Sport Science



Braylon Tatum enters his first season with the Dallas Cowboys as a member of the sport science group. Tatum spent the last two years (2023-24) with the Cowboys as the Markus Paul Strength and Conditioning Intern, where he helped optimize players' physical conditioning to ensure peak performance.

Before joining the Cowboys, Tatum gained valuable experience in collegiate athletics. He joined UTSA in fall 2022 as the assistant sports performance coach. While at UTSA, Tatum assisted with the football team while serving as the primary strength and conditioning coach for the men's basketball and baseball programs. Tatum developed programs to optimize athletic potential and monitored GPS data to inform decision making.

In the spring of 2022, Tatum helped TCU's strength and conditioning staff with the Horned Frogs offseason program.

Prior to the collegiate level, Tatum served as the director of strength and conditioning at Legacy High School and was a sports performance coach at the Michael Johnson Performance Center.

Tatum was a graduate assistant with the strength and conditioning staff at Nicholls State during the 2018 football season while earning his master's degree in higher education. He earned his bachelor's degree in exercise science from the University of North Texas in 2015. Tatum also holds the NSCA Certified Strength and Conditioning Specialist (CSCS) and Certified Performance and Sport Scientist (CPSS) certifications.

SAM CROMLEY

Assistant Director of Video



Sam Cromley enters his 18th season with the Dallas Cowboys - 12th as the team's assistant video director. His job duties include filming team practices and games, as well as importing and organizing practice through the DVSport Network. Cromley joined the organization in 2008 as a video assistant, working with both the Cowboys and the Dallas Desperados, formerly of the Arena Football League, where he was the team's video director for its final season.

He served as the assistant video coordinator at TCU from 2004-07 where he filmed for the Horned Frogs football team. Cromley was awarded Video Coordinator(s) of the Year for the Mountain West Conference along with Director Mike Martin during the 2006-07 season. Prior to TCU, Cromley was a

student video assistant at Texas State University in 2001 and a student video assistant for the University of Houston from 1997-99 where he filmed football, basketball, women's soccer, track and field and swimming while being named MVP of the video department in 1999.

Born in Taipei, Taiwan, Cromley was raised in San Antonio, Texas before graduating with a bachelor's degree in mass communications from Texas State University and a master's degree in liberal arts from TCU. Cromley was honored in 2015 as a recognized Alumni from Southwest High School in San Antonio.

Cromley and his wife Bettina, live in Richardson, Texas with their sons, Jaxon and Cole.

MIKE MAPLES

Director of Video



Mike Maples re-joined the Dallas Cowboys as the director of video for the 2021 season, following the departure of long-time director Robert Blackwell.

Maples came back to the Cowboys after spending 13 seasons as the director of video services at TCU. In his role, Maples handled all in-house digital recording and video equipment, coordinated the filming of all practices and games, handled all video exchange between TCU and its opponents and broke down all footage, providing cut-ups of every game for the coaching staff.

Maples originally joined the Cowboys as an assistant and then assistant director of video in 1996 and spent five seasons with the club before leaving to join SMU to serve as the director of video services - a role which he filled for eight seasons.

With the Cowboys, Maples is responsible for acquisition and maintenance of the club's vast digital video library of NFL and assisting with college games. The technology department generates video, stats and scouting reports on upcoming opponents for the coaching staff. Maples also oversees the input of Dallas Cowboys game video and its conversion to iPads for coaches and players to review immediately after games.

Maples earned his bachelor's degree in Radio, Television and Film from the University of North Texas.

Maples and his wife, Sara, both natives of Coppell, live in Flower Mound and are the parents of two daughters, Emma and Kate.

MIKE McCORD

Equipment Director



Mike McCord is now in his 37th season with the Cowboys, his 34th in the equipment department and his 32nd heading up the department.

In 2023 McCord and his staff were named the 2023 NFC Equipment Team of the Year by New Era, rewarding the diligent and detail oriented work of the staff throughout the year.

McCord originally joined the Cowboys in 1989 as the assistant ticket manager, spending two years in that capacity before moving to the football operations department in 1991. Before coming to Dallas, McCord spent two-and-a-half years with the

University of Texas athletic department, one-and-a-half years as a part-time student assistant before receiving his B.B.A. in marketing and then one year as a full-time intern for the Longhorns.

A native of Clovis, N.M., McCord graduated from Roosevelt High School in San Antonio, Texas, and spent two years attending Southwest Texas State before transferring to the University of Texas. He and his wife, Jan, live in Flower Mound, Texas, with their daughter, Megan, and son, Brock.

BUCKY BUCHANAN

Equipment Manager



William Andrew "Bucky" Buchanan begins his 32nd year as the Cowboys equipment manager. Buchanan officially joined the Cowboys in 1994 after spending many weekends and summers in the equipment room helping his father, "Buck" Buchanan, the Cowboys equipment manager from 1973-93, who was honored with the "Award of Excellence" by the Pro Football Hall of Fame in 2023.

Buchanan and the Cowboys equipment staff were named NFC Equipment Team of the Year by New Era following the 2023 season.

Before coming to the Cowboys, Buchanan spent one-and-a-half years with Willis Medical in Richardson, Texas, and 10 years with the Skaggs Alpha Beta grocery store chain.

A native of Plano, Texas, Buchanan graduated from Plano High School. He has two sons - Thomas II and Brett. He and his wife, Deb, now reside in Highland Village, Texas, with four children, Jacob, Samantha, William and Cameron Buchanan Dean.

DYLAN KEANE

Assistant Equipment Manager



Dylan Keane originally joined the Dallas Cowboys organization in 2008, assisting in the equipment room of the Dallas Desperados. He became a part of the Dallas Cowboys equipment staff leading up to the 2009 season as an equipment intern.

Keane and the Cowboys equipment staff were named NFC Equipment Team of the Year by New Era following the 2023 season.

In 2012 Keane became an equipment assistant, a position he held for nine seasons before being elevated to assistant equipment manager prior to the 2022 campaign.

Before landing with the Dallas Cowboys, Keane worked as a service technician for Jonmar Services.

Born in Lubbock, Texas, Keane went to high school in nearby Rockwall and attended classes at the University of North Texas.

The Dallas Cowboys – A Championship Tradition

SUPER BOWL CHAMPIONSHIPS		SUPER BOWL APPEARANCES		POSTSEASON VICTORIES		POSTSEASON APPEARANCES	
New England Patriots.....6	New England Patriots.....11	San Francisco 49ers.....38	Green Bay Packers.....37				
Pittsburgh Steelers.....6	DALLAS COWBOYS.....8	New England Patriots.....37	DALLAS COWBOYS.....36				
DALLAS COWBOYS.....5	Pittsburgh Steelers.....8	Green Bay Packers.....37	Pittsburgh Steelers.....35				
San Francisco 49ers.....5	Denver Broncos.....8	DALLAS COWBOYS.....36	New York Giants.....33				
Green Bay Packers.....4	San Francisco 49ers.....8	Pittsburgh Steelers.....36	St/LA Rams.....33				
Kansas City Chiefs.....4	Kansas City Chiefs.....7	Philadelphia Eagles.....29	Minnesota Vikings.....32				
New York Giants.....4	Green Bay Packers.....5	Los Angeles Rams.....27	Philadelphia Eagles.....31				
Denver Broncos.....3	Miami Dolphins.....5	Kansas City Chiefs.....26	Cleveland Browns.....30				
Oak/LA/LV Raiders.....3	New York Giants.....5	Oak/LA/LV Raiders.....25	San Francisco 49ers.....30				
Washington Commanders...3	Oak/LA/LV Raiders.....5	New York Giants.....25					
	Philadelphia Eagles.....5	Washington Commanders...25					
	Washington Commanders.....5						

POSTSEASON GAMES		MOST CONSECUTIVE POSTSEASON APPEARANCES		CONSECUTIVE WINNING SEASONS		ALL-TIME REGULAR SEASON WINNING PCT.	
DALLAS COWBOYS.....67	New England Patriots (2009-19) 11	DALLAS COWBOYS (1966-85) 20	Baltimore Ravens.....0.574				
Pittsburgh Steelers.....65	Kansas City Chiefs (2015-24).....10	New England Patriots (2001-19) 19	DALLAS COWBOYS.....0.574				
Green Bay Packers.....64	DALLAS COWBOYS (1975-83) ..9	Oakland Raiders (1965-80).....16	Green Bay Packers.....0.572				
San Francisco 49ers.....62	Indianapolis Colts (2002-10).....9	San Francisco 49ers (1983-98) 16	Kansas City Chiefs.....0.553				
New England Patriots.....59	DALLAS COWBOYS (1966-73) ..8	Chicago Bears (1930-44).....15	Chicago Bears.....0.553				
Los Angeles Rams.....56	Pittsburgh Steelers (1972-79).....8	Green Bay Packers (1934-47) 14	Miami Dolphins.....0.553				
Philadelphia Eagles.....55	Los Angeles Rams (1973-80).....8						
	San Francisco 49ers (1983-90).....8						
	Green Bay Packers (2009-16).....8						

46 Seasons of .500-or-better		36 Postseason Appearances		26 Division Titles		16 NFL/NFC Championship Game Finalist		8 NFC Championships		5 Super Bowl Championships	
1965	1993	1966	1991	1966	1992	1966	1992	1970	1992	1971	1993
1966	1994	1967	1992	1967	1993	1967	1993	1971	1993	1977	1995
1967	1995	1968	1993	1968	1994	1970	1994	1975	1995	1992	
1968	1996	1969	1994	1969	1995	1971	1995	1977			
1969	1998	1970	1995	1970	1996	1972	1996	1978			
1970	1999	1971	1996	1971	1998	1973					
1971	2003	1972	1998	1973	2007	1975	1997				
1972	2005	1973	1999	1976	2009	1977					
1973	2006	1975	2003	1977	2014	1978					
1974	2007	1976	2006	1978	2016	1980					
1975	2008	1977	2007	1979	2018	1981					
1976	2009	1978	2009	1981	2021	1982					
1977	2011	1979	2014	1985	2023						
1978	2012	1980	2016								
1979	2013	1981	2018								
1980	2014	1982	2021								
1981	2016	1983	2022								
1982	2017	1985	2023								
1983	2018										
1984	2019										
1985	2021										
1991	2022										
1992	2023										



SBVI

SBXII

SBXXVII

SBXXVIII

SBXXX

PLAYERS



★ OSA ODIGHIZUWA ★

HAKEEM ADENIJI

(hah-KEEM uh-DEN-ih-jee)

75 • Tackle

6-4 • 315 • 12/8/97

Kansas • UFA(Cle) '25

NFL: 6th Year • Cowboys: 1st Year

Games/Starts: 2024-0/0-Cle(IR); Career-43/15

Postseason: 2024-0/0; Career-7/7



PRO: The Dallas Cowboys added depth to their offensive line when they signed Hakeem Adeniji in 2025 free agency. Adeniji, a local product from Garland, Texas, was originally drafted by the Cincinnati Bengals in the sixth round (180th overall) of the 2020 NFL Draft, and over his career, he has played in 43 career games with 15 starts. In 2024 Adeniji suffered a season-ending knee injury in a preseason game, forcing him to miss the entire season on Reserve/Injured. Adeniji 2021 has displayed position flex throughout his career, with experience at both guard and tackle, and is hoping to contribute along the Cowboys offensive front in 2025.

TRANSACTION SUMMARY:

- 4/17/25:** Signed a one-year contract with Dallas through 2025.
- 8/19/24:** Placed on Reserve/Injured with a knee injury.
- 3/13/24:** Signed a one-year contract with Cleveland through 2024.
- 10/5/23:** Signed to Minnesota's active roster.
- 8/29/23:** Waived by Cincinnati and signed to Minnesota's practice squad (8/31).
- 8/31/21:** Placed on Reserve/NFI with a pectoral injury and activated (11/4).
- 4/25/20:** Drafted in the sixth round (180th overall) by Cincinnati.

2024 (Cleveland):

- Suffered a season-ending knee injury in the preseason game against Minnesota (8/17) that placed him on Reserve/Injured for the entire year.

2023 (Cincinnati/Minnesota):

- Went to training camp with the Cincinnati Bengals but was waived at the cutdown date and joined Minnesota's practice squad prior to the start of the regular season.
- Signed to the Vikings active roster on Oct. 5 and played in four games.

2022 (Cincinnati):

- Appeared in 15 regular season games with one start at right tackle and started all three playoff games at right tackle.
- Part of an offensive line that aided the Bengals run game to 172 rushing yards on 34 carries (5.1 avg.) in the Divisional Round win at Buffalo (1/22/23)

2021 (Cincinnati):

- Started the final nine games at right guard, including all four postseason games, while helping the Bengals to a Super Bowl LVI berth.
- Part of an offensive line that helped Joe Burrow set team records for passer rating (108.3) and passing yards (4,611), while also paving the way for Joe Mixon's 1,205 rushing yards and 16 total touchdowns.
- Was active but did not play the first eight games of the season.

2020 (Cincinnati):

- As a rookie, appeared in 15 games with five starts, making three starts at left tackle, one at right tackle and one as a tight end.
- Made his NFL debut at Cleveland (9/17) and started his first game at tackle in Week 3 at Philadelphia (9/27).

COLLEGE:

- Spent four seasons (2016-19) at Kansas and started all 48 career games he played. Switched between right tackle and left tackle early in his collegiate career before settling in at left tackle during his final two seasons with the Jayhawks.
- As a senior in 2019, started all 12 games at left tackle and earned first-team All-Big 12 honors (coaches) and second-team All-Big 12 honors (Associated Press).
- Started all 12 games at left tackle as a junior in 2018.
- Started all 12 games - 11 at left tackle and one at right tackle - as a sophomore in 2017.
- As a true freshman in 2016, started all 12 games, bouncing between right tackle and left tackle throughout the season.

PERSONAL:

- Attended Garland, Texas, High School, where he played both offensive tackle and defensive end and earned all-district honors as both a junior and senior.
- Also lettered in basketball and track and field (shot put and discus).
- Earned a degree in management and leadership from Kansas.

ADENIJI'S NFL TOTALS

GAMES/STARTS (regular season): 2020 (15/5, 0/0-Cin), 2021 (9/9, 4/4-Cin), 2022 (15/1, 3/3-Cin), 2023 (4/0, 0/0-Min), 2024 (0/0-IR, 0/0-IR-Cle). **Totals (43/15, 7/7).**

LEGEND



Pro Bowl Trophy –
Pro Bowl Selection



Lombardi Trophy –
Super Bowl
Appearance

BRYAN ANGER

5 • Punter

6-3 • 214 • 10/6/88

California • FA*21

NFL: 14th Year • Cowboys: 5th Year

Games/Starts: 2024-17/0; Career-210/0

Postseason: 2024-0/0; Career-6/0



PRO: The Dallas Cowboys signed tested veteran Bryan Anger in April 2021, and since then, the 13-year vet has smashed franchise punting records in his four years with Dallas. Anger earned second-team All-Pro honors and two Pro Bowl nods (2021 and 2023). In 2023 Anger set team records - which he previously owned - in both net punting average (44.9) and gross average (51.4). He is ninth on the NFL's all-time list for gross average (47.0) and 11th in net average (41.4). Since coming into the league in 2012, Anger is second in the league with 890 punts. Originally drafted in the third round (70th overall) of the 2012 NFL Draft by Jacksonville, Anger landed in Dallas after playing nine NFL seasons, including four with the Jaguars (2012-15), three in Tampa Bay (2016-18) and two in Houston (2019-20). Anger signed a two-year contract with the Cowboys during 2025 free agency and will be with the team through the 2026 season.

TRANSACTION SUMMARY:

- 3/12/25:** Signed a two-year contract with Dallas through 2026.
- 3/24/22:** Signed a three-year contract with Dallas through 2024.
- 3/18/21:** Released by Houston and signed with Dallas (4/7) through 2021.
- 9/17/19:** Re-signed with Houston and signed a three-year extension with Houston through 2022 (12/28).
- 3/12/19:** Released by Tampa Bay, signed with Houston (7/23) and released (8/31).
- 12/31/16:** Signed a five-year extension with Tampa Bay through 2021.
- 3/23/16:** Signed as an unrestricted free agent with Tampa Bay through 2016.
- 4/27/12:** Drafted in the third round (70th overall) by Jacksonville.

2024:

- Finished with 62 punts for 3,005 yards, notching a 48.5 gross punting average that ranked third in a season in franchise history. Now owns the top-four spots for gross punting average in a season in Cowboys history.
- Tallied a 42.0 net punting average that ranked fifth in single season franchise history.
- Set a season-high in gross punting average (55.0) at the N.Y. Giants (9/26), punting three times for 165 yards with one inside the 20 and one touchback.
- Punted four times for a 52.3 average against Baltimore (9/22), including tying a season-long 62-yard punt.

2023:

- Earned his second trip to the Pro Bowl, and was named second-team All-Pro, after finishing second in the NFL and establishing franchise records in both net average (44.9 - fifth in NFL history) and gross average (51.4 - third in NFL history).
- Became the second Cowboys punter to earn multiple Pro Bowl selections, joining Mat McBriar (two).
- Tied a career-low with two touchbacks, which also tied for third in the NFL.
- Against Seattle (11/30) held for placekicker Brandon Aubrey on four field goals and three extra points but did not have a punting opportunity, as neither team punted in the game. It was the first time in Cowboys history - fifth occurrence in NFL history - that no punts were recorded in a game.
- Tied a season-high with five punts at Buffalo (12/17) that included a season-best three punts downed inside the 20-yard line. Also posted a 55.0 gross average, a 48.6 net average and a long punt of 62 yards (second longest of the season).

2022:

- Tied his then career-best 48.4 gross from the previous season, punting the ball 68 times with 27 downed inside the 20-yard line and booted a career-long 83-yarder - second longest in Cowboys history (Ron Widby, 84 yards in 1968).
- Had four-of-five punts downed inside the 20-yard line against Cincinnati (9/18).
- Named the special teams captain at the LA Rams (10/9) and punted six times for a 48.0 average.
- Booted a punt 83 yards against Chicago (10/30) - the longest punt of his career and the second longest in Cowboys history behind Widby (84 yards in 1968).
- Punted eight times for a 47.0 average with four downed inside the 20-yard line in two postseason games at Tampa Bay (1/16/23) and at San Francisco (1/22/23).

2021:

- Earned his first trip to the Pro Bowl, leading the league with a 44.6 net average (tied for fourth in NFL history). He also had a then career-best 48.4 gross.
- Was the fourth Cowboys punter to earn a Pro Bowl spot while also earning second-team All-Pro honors.
- Made his Cowboys debut in the opener at Tampa Bay (9/9) and punted three times with a gross of 49.0 and net of 42.0.
- The game at Denver (11/7) marked his 150th career game, then on Thanksgiving Day against Las Vegas (11/25), logged season-highs for punts (seven) and gross average (55.0) with a 50.1 net.
- Named the special teams captain at New Orleans (12/2) and tied his season high with seven punts with a net of 42.9, two downed inside the 20 and a long of 60.
- Landed all four of his punts inside the 10-yard line at the N.Y. Giants (12/19), establishing a season-high of punts downed inside the 20. Became the only Cowboys punter since 2000 to land four inside the 10-yard line in a game.
- In the Wild Card Playoff game against San Francisco (1/16/22), established team postseason records in net (51.4) and gross (53.6) averages while completing a 16-yard pass to C.J. Goodwin on a fake punt - the first-ever pass attempt by a Cowboys punter in the postseason.

2020 (Houston):

- Played in all 16 games for the eighth time in his career and averaged 46.4 yards-per-punt with a net of 41.8, 19 downed inside the 20, six touchbacks and a long of 67.
- Notched a season-best 56.0 gross (second-highest of his career) and 45.7 net at Cleveland (11/15).
- With four punts for 180 yards against Cincinnati (12/27), joined Shane Lechler and Johnny Hekker as the only punters in NFL history with 30,000 punt yards and a 46.0 average in their first nine seasons.

STAFF

BRYAN ANGER

2024 SEASON

RECORDS

PLAYOFF RECORDS

HISTORY

SIDELINES

2019 (Tampa Bay/Houston):

- Released by Tampa in March and signed with Houston at the start of training camp, playing in 14 games and both playoff contests for the Texans, missing the first two games after being released at final cuts and re-signed Sept. 17.
- Finished with a gross of 46.5 yards and a 44.5-yard net - second in the NFL in 2019.
- In postseason play, had the highest net average in Texans history, and his five punts inside the 20 were second.
- Notched a season-best 51.4 net against Carolina (9/29), along with a season-long 71-yarder, then had his season-best gross (51.8) against Oakland (10/27).
- In the game against Indianapolis (11/21), logged his 200th career punt downed inside the 20 on his 576th career punt to join Johnny Hekker as the only two men with 200 punts inside the 20 on less than 600 career punts.
- Made his postseason debut in the Wild Card game against Buffalo (1/4/20) and punted five times with a gross of 43.2, net of 41.6, long of 56 and three downed inside the 20.

2018 (Tampa Bay):

- Played in all 16 games for the seventh straight season and punted 57 times for a gross of 45.0, a net of 38.9 with 15 downed inside the 20 and a single-season career-low tying four touchbacks. Also had two tackles.
- Punted a season-high six times against Philadelphia (9/16) and against Carolina (12/2).
- Logged a season-long 64-yard punt against Pittsburgh (9/24) and had a season-best net of 44.8 against San Francisco (11/25).

2017 (Tampa Bay):

- Had 24 punts downed inside the 20, five touchbacks, a net of 39.5 and gross of 44.0 on 65 punts.
- His season-high gross (53.3) came at Atlanta (11/26), and his season-best net (53.5) against New Orleans (12/31).
- Punted a season-high six times in five different games.

2016 (Tampa Bay):

- Set Buccaneers single-season records with a 45.9 gross average, 42.7 net and 37 punts downed inside the 20.
- Ranked fourth in the NFL in net and tied for third with his 37 inside the 20.
- Made his Tampa Bay debut at Atlanta (9/11).
- Named Special Teams Player of the Week after downing all five punts inside the 20 against Carolina (11/17).

2015 (Jacksonville):

- Punted 80 times for a 46.3-yard gross, 39.5-yard net with 26 downed inside the 20.
- Had a season-long 63-yarder with a season-best 55.3 gross against Tampa Bay (10/11).

2014 (Jacksonville):

- Second in the NFL with 94 punts and a 47.5-yard average. Had a 39.6-yard net and 25 downed inside the 20.
- Second in single-season team history for punts and gross average.
- Had a long of 50 yards-or-more in 15 games, 60 yards-or-more in 10 games and punted eight times in three games.

2013 (Jacksonville):

- Finished with a franchise record 95 punts, averaging 45.7 yards-per-boot with a net of 45.7 and 31 downed inside the 20.
- Established a franchise record with 11 punts (50.5 average and 41.5 net) against Kansas City (9/8).
- Had a career-best six kicks downed inside the 20 against Arizona (11/17).

2012 (Jacksonville):

- Played in all 16 games as a rookie, serving as the team's punter and holder, punting 91 times with a 47.8 gross, 40.8 net with 31 downed inside the 20.
- Set then NFL rookie records for gross (42.8) and net average (40.8) and was third in the league with 40 punts of 50-plus yards.
- Made his NFL debut in the opener at Minnesota (9/9), then had a season-high nine punts against Houston (9/16).
- Notched his season-high net of 50.5, along with a then career-long 73-yarder against Detroit (11/4).

COLLEGE:

- Four-year letterman, playing in 51 games at California (2007-11) and punting 255 times with a gross of 43.5, net of 38.2 with 90 downed inside the 20.
- Finished his collegiate career second in school history, sixth in conference history, in gross average.
- Had a career-best 39.7 net (10th in the nation), again earning All-Conference honors as a senior.
- As a junior, established a school record for gross average (45.6 - sixth in the nation), and his 39.1-yard net was third, earning All-Pac 10 first-team honors.

PERSONAL:

- Punted for Camarillo, Calif., High School through his junior and senior years, earning All-America honors as a senior, averaging 41.8 yards-per-punt with 11 downed inside the 20.
- As a senior wide receiver, caught 42 passes for 678 yards and six touchdowns.
- Graduated with a degree in integrative biology.

COMMUNITY:

- 2021-23 NFL My Cause My Cleats campaign.
- 2024 NFL My Cause My Cleats Campaign - axeALS and Freedom Dive Foundation.
- 2022-24 Dallas Cowboys Draft Day/Fan Appreciation Day.
- 2022 Prison Fellowship Camp.
- 2024-25 Home Run Derby benefiting the Salvation Army.
- National Medal of Honor Museum Veteran's Lunch.
- Training Camp - Community Corner and Back Together Saturday.
- Make-A-Wish Foundation of North Texas.
- Annual Team Holiday Hospital Visits.

ANGER'S NFL TOTALS

PUNTING

Year Team	GP-GS	PUNTING							Opp		
		No	Yds	Avg	TB	In 20	Lng	Blk	Ret	Yds	Net
2012 Jacksonville	16-0	91	4,353	47.8	5	31	73	1	40	495	40.8
2013 Jacksonville	16-0	95	4,338	45.7	8	31	61	0	47	330	40.5
2014 Jacksonville	16-0	94	4,464	47.5	10	25	69	2	52	464	39.6
2015 Jacksonville	16-0	80	3,700	46.3	4	26	63	0	45	462	39.5
2016 Tampa Bay	16-0	70	3,215	45.9	5	37	59	0	24	128	42.7
2017 Tampa Bay	16-0	65	2,857	44.0	5	24	62	1	27	153	39.5
2018 Tampa Bay	16-0	57	2,567	45.0	4	15	64	1	27	231	38.9
2019 Houston	14-0	45	2,094	46.5	2	24	71	0	17	53	44.5
2020 Houston	16-0	54	2,505	46.4	6	19	67	0	19	128	41.8
2021 Dallas	17-0	65	3,143	48.4	4	24	63	0	25	163	44.6
2022 Dallas	17-0	68	3,291	48.4	6	27	83	0	32	258	42.8
2023 Dallas	17-0	44	2,262	51.4	2	17	63	0	24	247	44.9
2024 Dallas	17-0	62	3,005	48.5	3	24	62	0	33	341	42.0
Totals	210-0	890	41,794	47.0	64	324	83	5	412	3,453	41.4
Playoffs											
2019 Houston	2-0	8	353	44.1	0	5	56	0	3	9	43.0
2021 Dallas	1-0	5	268	53.6	0	3	59	0	1	11	51.4
2022 Dallas	2-0	8	376	47.0	0	4	56	0	5	51	40.6
2023 Dallas	1-0	2	80	40.0	0	2	40	0	0	0	40.0
Totals	6-0	23	1,077	46.8	0	14	59	0	9	71	43.7

ADDITIONAL STATISTICS

Kickoffs – 2014 (2, 0 TB), 2016 (2, 0 TB), 2018 (1, 0 TB), 2019 (1, 0 TB), 2020 (2, 0 TB). **Totals: 8, 0 TB.**

Special Teams Tackles – 2012 (3), 2013 (2), 2015 (2), 2016 (2), 2017 (1), 2018 (2), 2020 (1), 2023 (1), 2024 (1). **Totals: 15.**

Passing – 2014 (1 for 1, 19 yards), 2018 (0 for 1), 2024 (1 for 2, 4 yards). **Totals: 2 for 4, 23 yards.**

Playoffs – 2021 (1 for 1, 16 yards).

Rushing – 2013 (1 for 0 yards), 2019 (1 for -5 yards). **Totals: 2 for -5 yards.**

SINGLE-GAME HIGHS

Punts – 11 vs. Kansas City, 9/8/13
Playoffs – 5 vs. Buffalo, 1/4/20 and vs. SF, 1/6/22

Gross Average – 59.3 at Miami, 12/24/23
Playoffs – 53.6 vs. San Francisco, 1/16/22

IN20 – 6 vs. Arizona, 11/17/13
Playoffs – 3 vs. Buffalo, 1/4/20 and vs. SF, 1/16/22

Net Average – 51.4 vs. Carolina, 9/29/19
Playoffs – 51.4 vs. San Francisco, 1/16/22

Long – 83 vs. Chicago, 10/30/22
Playoffs – 59 vs. San Francisco, 1/16/22

ANGER'S CAREER GAME-BY-GAME

PUNTING

Game	2012 (Jacksonville)							2013 (Jacksonville), cont.						
	No	Yds	Avg	TB	In	Opp	Net	No	Yds	Avg	TB	In	Opp	Net
L-@ Min 9/9	4	214	53.7	1	1	57	0	22	43.0					
L-Hou 9/16	9	470	52.2	0	3	60	0	77	43.7					
W-@ Ind 9/23	6	321	53.5	1	1	66	0	29	45.3					
L-Cin 9/30	6	295	49.2	1	0	61	0	33	40.3					
L-Chi 10/7	6	291	48.5	0	2	65	0	8	47.2					
L-@ Hou 10/21	9	379	42.1	1	2	55	0	6	39.2					
L-@ GB 10/28	5	203	40.6	1	0	57	1	0	30.5					
L-Det 11/4	4	202	50.5	0	3	73	0	0	50.5					
L-Ind 11/8	5	236	47.2	0	1	57	0	12	44.8					
L-@ Hou 11/18	5	242	48.4	0	1	62	0	76	33.2					
W-Ten 11/25	5	235	47.0	0	4	65	0	0	47.0					
L-@ Buf 12/2	5	208	41.6	0	3	52	0	12	39.2					
L-NYJ 12/9	8	363	45.4	0	5	55	0	18	43.1					
L-@ Mia 12/16	5	237	47.4	0	2	53	0	0	47.4					
L-NE 12/23	4	225	56.3	0	2	65	0	42	45.8					
L-@ Ten 12/30	5	232	46.4	0	1	54	0	160	14.4					
Totals	91	4,353	47.8	5	31	73	1	495	40.8					

2013 (Jacksonville)

Game	2013 (Jacksonville)							2014 (Jacksonville)						
	No	Yds	Avg	TB	In	Opp	Net	No	Yds	Avg	TB	In	Opp	Net
L-KC 9/8	11	556	50.5	1	2	58	0	80	41.5					
L-@ Oak 9/15	8	349	43.6	0	3	57	0	33	39.5					
L-@ Sea 9/22	7	299	42.7	0	2	48	0	33	38.0					
L-Ind 9/29	6	290	48.3	0	1	61	0	19	45.2					
L-@ StL 10/6	5	241	48.2	0	1	54	0	15	45.2					
L-@ Den 10/13	3	135	45.0	0	2	48	0	1	44.7					
L-SD 10/20	3	150	50.0	1	1	54	0	11	39.7					
L-SF 10/27	4	178	44.5	1	0	51	0	4	38.5					
W-@ Ten 11/10	7	304	43.4	1	3	53	0	15	38.4					
L-Ari 11/27	8	382	47.8	0	6	58	0	22	45.0					

Game	2013 (Jacksonville), cont.							2014 (Jacksonville)						
	No	Yds	Avg	TB	In	Opp	Net	No	Yds	Avg	TB	In	Opp	Net
W-@ Hou 11/24	6	259	43.2	2	2	59	0	19	33.3					
W-@ Cle 12/01	7	306	43.7	1	4	58	0	49	33.9					
W-Hou 12/15	8	341	42.6	1	1	57	0	21	37.5					
L-Buf 12/15	3	136	45.3	0	1	48	0	4	44.0					
L-Ten 12/22	4	182	45.5	0	2	56	0	-1	45.8					
L-@ Ind 12/29	5	230	46.0	0	0	49	0	5	45.0					
Totals	95	4,338	45.7	8	31	61	0	330	40.5					

Game	2014 (Jacksonville)							2015 (Jacksonville)						
	No	Yds	Avg	TB	In	Opp	Net	No	Yds	Avg	TB	In	Opp	Net
L-@ Phi 9/7	8	372	46.5	0	2	61	0	62	38.8					
L-@ Was 9/14	8	383	47.9	0	2	55	0	59	40.5					
L-Ind 9/21	5	232	46.4	1	1	61	0	0	42.4					
L-@ SD 9/28	2	111	55.5	1	0	63	0	2	44.5					
L-Pit 10/5	5	225	45.0	0	1	64	0	20	41.0					
L-@ Ten 10/12	6	286	47.7	1	1	47	0	16	41.7					
W-Cle 10/19	8	345	43.1	2	3	56	0	6	37.4					
L-Mia 10/26	4	187	46.8	0	2	54	0	10	44.3					
L-@ Cin 11/2	6	250	41.7	0	1	51	0	60	27.1					
L-Dal 11/9	6	283	47.2	1	1	60	0	24	39.8					
L-@ Ind 11/23	7	346	49.4	0	3	64	0	48	42.6					
W-NYG 11/30	7	367	52.4	0	2	66	0	48	45.6					
L-Hou 12/7	4	193	48.3	1	2	57	0	21	38.0					
L-@ Bal 12/14	5	267	53.4	1	1	69	1	49	33.0					
W-Ten 12/18	7	321	45.9	1	1	61	0	27	39.1					
L-@ Hou 12/28	6	296	49.3	1	2	61	0	12	44.0					
Totals	94	4,464	47.5	10	25	69	2	464	39.6					

ANGER'S CAREER GAME-BY-GAME, cont.

2015 (Jacksonville)

Table with columns: Game, No, Yds, Avg, TB, In (20), Lg, Blk, Yds, Opp (Net) for 2015 Jacksonville season.

2018 (Tampa Bay), cont.

Table with columns: Game, No, Yds, Avg, TB, In (20), Lg, Blk, Yds, Opp (Net) for 2018 Tampa Bay season.

2019 (Houston)

Table with columns: Game, No, Yds, Avg, TB, In (20), Lg, Blk, Yds, Opp (Net) for 2019 Houston season.

Table with columns: Game, No, Yds, Avg, TB, In (20), Lg, Blk, Yds, Opp (Net) for 2019 Houston Playoffs.

2020 (Houston)

Table with columns: Game, No, Yds, Avg, TB, In (20), Lg, Blk, Yds, Opp (Net) for 2020 Houston season.

2021 (Dallas)

Table with columns: Game, No, Yds, Avg, TB, In (20), Lg, Blk, Yds, Opp (Net) for 2021 Dallas season.

Table with columns: Game, No, Yds, Avg, TB, In (20), Lg, Blk, Yds, Opp (Net) for 2021 Dallas Playoffs.

2016 (Tampa Bay)

Table with columns: Game, No, Yds, Avg, TB, In (20), Lg, Blk, Yds, Opp (Net) for 2016 Tampa Bay season.

2017 (Tampa Bay)

Table with columns: Game, No, Yds, Avg, TB, In (20), Lg, Blk, Yds, Opp (Net) for 2017 Tampa Bay season.

2018 (Tampa Bay)

Table with columns: Game, No, Yds, Avg, TB, In (20), Lg, Blk, Yds, Opp (Net) for 2018 Tampa Bay season.

2022 (Dallas)

Game	No	Yds	Avg	TB	In			Opp		
					Lg	Blk	Yds	Net	Lg	Blk
L-TB 9/11.....	5	254	50.8	0	2	58	0	28	45.2	
W-Cin 9/18.....	5	217	43.4	0	4	51	0	20	39.4	
W-@ NYG 9/26.....	4	178	44.5	1	2	54	0	1	39.3	
W-Was 10/2.....	6	256	42.7	0	2	58	0	8	41.3	
W-@ LAR 10/9.....	6	288	48.0	1	3	67	0	19	41.5	
L-@ Phi 10/16.....	2	119	59.5	1	0	60	0	14	42.5	
L-@ NY 10/23.....	5	243	48.6	1	0	56	0	13	42.0	
W-Chi 10/30.....	2	142	71.0	1	0	83	0	9	56.5	
L-@ GB 11/13.....	5	246	49.2	0	3	58	0	32	42.8	
W-@ Min 11/20.....	2	101	50.5	0	2	53	0	3	49.0	
W-NYG 11/24.....	1	51	51.0	0	0	51	0	3	48.0	
W-Ind 12/4.....	4	198	49.5	1	1	60	0	4	43.5	
W-Hou 12/11.....	3	157	52.3	0	0	62	0	36	40.3	
L-@ Jac 12/18.....	4	185	46.3	0	2	52	0	13	43.0	
W-Phi 12/24.....	1	57	57.0	0	0	57	0	0	57.0	
W-@ Ten 12/29.....	3	121	40.3	0	3	42	0	0	40.3	
L-@ Was 1/8/23.....	10	478	47.8	0	3	59	0	55	42.3	
Totals.....	68	3,291	48.4	6	27	83	0	258	42.8	

Playoffs

W-@ TB 1/16/23.....	4	189	47.3	0	1	52	0	34	38.8
L-@ SF 1/22/23.....	4	187	46.8	0	3	56	0	17	42.5
Totals.....	8	376	47.0	0	4	56	0	51	40.6

2023 (Dallas)

Game	No	Yds	Avg	TB	In			Opp		
					Lg	Blk	Yds	Net	Lg	Blk
W-@ NYG 9/10.....	3	146	48.7	1	1	56	0	7	39.7	
W-NYJ 9/17.....	3	155	51.7	0	1	55	0	7	49.3	
L-@ Ari 9/24.....	2	102	51.0	0	0	52	0	19	41.5	
W-NE 10/1.....	2	112	56.0	0	2	57	0	-2	57.0	
L-@ SF 10/8.....	5	254	50.8	0	1	54	0	39	43.0	
W-@ LAC 10/16.....	4	209	52.3	0	1	56	0	38	42.8	
W-LAR 10/29.....	2	93	46.5	0	1	52	0	-5	49.0	
L-@ Phi 11/5.....	2	82	41.0	0	1	52	0	4	39.0	

2023 (Dallas), cont.

Game	No	Yds	Avg	TB	In			Opp		
					Lg	Blk	Yds	Net	Lg	Blk
W-NYG 11/11/22.....	2	93	46.5	0	2	48	0	0	46.5	
W-@ Car 11/19.....	3	176	58.7	1	1	63	0	14	47.3	
W-Was 11/23.....	3	158	52.7	0	2	59	0	9	49.7	
W-Sea 11/30.....										
W-Phi 12/10.....	1	48	48.0	0	0	48	0	18	30.0	
L-@ Buf 12/17.....	5	275	55.0	0	3	62	0	32	48.6	
L-@ Mia 12/24.....	3	178	59.3	0	0	61	0	32	48.7	
W-Det 12/30.....	4	181	45.3	0	1	50	0	35	36.5	
W-@ Was 1/7/24.....										
Totals.....	44	2,262	51.4	2	17	63	0	247	44.9	

Playoffs

L-GB 1/14/24.....	2	80	40.0	0	2	40	0	0	40.0
Totals.....	2	80	40.0	0	2	40	0	0	40.0


2024 (Dallas)

Game	No	Yds	Avg	TB	In			Opp		
					Lg	Blk	Yds	Net	Lg	Blk
W-@ Cle 9/8.....	6	294	49.0	0	0	59	0	72	37.0	
L-NO 9/15.....	1	53	53.0	0	1	53	0	0	53.0	
L-Bal 9/22.....	4	209	45.0	0	2	62	0	29	45.0	
W-@ NYG 9/26.....	3	165	55.0	1	1	60	0	22	41.0	
W-@ Pit 10/6.....	1	45	45.0	0	0	45	0	0	45.0	
L-Det 10/13.....	2	93	56.5	0	0	55	0	6	43.5	
L-@ SF 10/27.....	4	194	48.5	0	3	59	0	22	43.0	
L-@ Atl 11/3.....	3	139	46.3	0	2	53	0	5	44.7	
L-Phi 11/10.....	6	304	50.7	0	2	59	0	43	43.5	
L-Hou 11/18.....	2	82	41.0	0	1	42	0	0	41.0	
W-@ Was 11/24.....	6	238	39.7	0	3	56	0	19	36.5	
W-NYG 11/28.....	5	236	47.2	2	2	55	0	29	33.4	
L-Cin 12/9.....	4	198	49.5	0	1	52	0	25	43.3	
W-@ Car 12/15.....	2	113	56.5	0	1	57	0	0	56.5	
W-TB 12/22.....	5	246	49.2	0	2	57	0	31	43.0	
L-@ Phi 12/29.....	4	198	49.5	0	2	62	0	15	45.8	
L-Was 1/5/25.....	4	198	49.5	0	1	58	0	23	43.8	
Totals.....	62	3,005	48.5	3	24	62	0	341	42.0	

BRANDON AUBREY

17 • Kicker

6-3 • 218 • 3/14/95
 Notre Dame • FA -23
 NFL: 3rd Year • 3rd Year
 Games/Starts: 2024-17/0; Career-34/0
 Postseason: 2024-0/0; Career-1/0



PRO: In the search for a long-term kicker, the Dallas Cowboys signed Brandon Aubrey prior to training camp in 2023. Aubrey spent two seasons (2022-23) kicking for the Birmingham Stallions in the USFL and spent his collegiate athletic career as a soccer player at Notre Dame. Aubrey has wasted no time establishing himself as one of the premier kickers in the league, as he is the only kicker in NFL history to earn Pro Bowl selections in each of his first two seasons. He also has the most field goals made (76) and points scored (307) in a player's first two seasons in NFL history. During his first NFL season, Aubrey put together one of the most productive seasons by any first-year kicker in NFL history. He led the league in field goals made (36) and ranked third in field goal percentage (94.7). Aubrey made his first 35 field goal attempts in 2023, an NFL record for field goals made without a miss to start a career. Aubrey continued to rewrite the record books in 2024, setting the NFL record for most field goals from 50-plus yards in a season (14). He also converted a franchise record 40 field goals in 2024 and made the second longest field goal in NFL history, a 65-yard boot against Baltimore in Week 3.

TRANSACTION SUMMARY:

- 7/6/23:** Signed with Dallas as a free agent.
- 2024 (Dallas):**
- Established a franchise record with 40 made field goals and set the NFL record for the most 50-yard field goals in a season (14), all while tying for second in the NFL with 150 points scored.
 - Made field goals from 65 yards (vs. Baltimore, 9/22) and 60 yards (at N.Y. Giants, 9/26), becoming the second player in NFL history to make multiple field goals from 60-plus yards in the same season, joining former Cowboy Brett Maher. He is the fourth kicker in NFL history with three made field goals of at least 60 yards in a career.

- Opened the season at Cleveland (9/8) with four successful field goals (57, 40, 50, 46). His 57-yard field goal was the longest made field goal in a season opener in franchise history.
- Connected on two field goals (65, 51) against Baltimore (9/22). His 65-yard field goal in the first quarter was the longest made field goal in franchise history and the second-longest make in NFL history behind Justin Tucker (66 yards).
- Nailed three field goals against Detroit (10/13), including a 50-yarder, which was his eighth consecutive game with a field goal from 50-plus yards, an NFL record.
- Made a 53-yard field goal against Houston (11/18), his 10th field goal of the season from at least 50 yards, becoming the first kicker in NFL history to make 10 field goals from 50-plus yards in consecutive seasons.
- Was successful on three-of-four field goal attempts at Carolina (12/15), with his lone miss a 70-yard attempt at the end of the first half.
- Named NFC Special Teams Player of the Week against Tampa Bay (12/22) after tying a season-high four field goals made from 58, 49, 58 and 53 yards.
- Tallied four field goals in the season finale against Washington (1/5/25), becoming the fifth kicker in NFL history to reach 40 field goals made in a single season (David Akers - 44, 2011; Chris Boswell - 41, 2024; Daniel Carlson - 40, 2021; Neil Rackers - 40, 2005). Also became the first kicker in NFL history to make at least 35 field goals in each of his first two seasons.

2023 (USFL/Dallas):

- Started the 2023 calendar year with the USFL's Birmingham Stallions before signing his first NFL contract with the Cowboys prior to 2023 training camp.
- In his 2023 USFL season, converted 14-of-15 field goals and all 35 PATs while leading the league in kickoffs (57) and helped the Stallions to their second consecutive USFL title.
- In his first NFL season with Dallas, made 36-of-38 field goal attempts and set a single-season NFL record with 99 touchbacks, topping Tampa Bay's Bradley Pinion's 2019 total of 88.
- Led the NFL in field goals made (36) and ranked third in field goal percentage (94.7). His 36 field goals made were the second-most by an NFL player in his first season, trailing only Harrison Butker (38 in 2017).
- Established single-season franchise records for points scored by any player (157), field goals made (36) and field goals made from 50-plus yards (10).
- Aubrey's 157 points scored led the NFL, and he became the first kicker since Mason Crosby (2007) to lead the league in points scored in his first NFL season.
- Converted the first 35 field goal attempts of his career, establishing an NFL record for consecutive field goals made without a miss to start a career, breaking Travis Coons' previous record of 18 straight in 2015.
- Earned first-team All-Pro and Pro Bowl honors, becoming the fifth Cowboys kicker to earn a Pro Bowl nod and the third Cowboys specialist (second kicker) to do it in his first season.
- Made his NFL debut in the season opener at the N.Y. Giants (9/10), connecting on both his field goal attempts (21,38) and going four-of-five on PATs.
- Successful on all five (season-high) of his field goal attempts (35, 21, 55, 26, 30) and his lone PAT against the N.Y. Jets (9/17), becoming the fourth Cowboys rookie kicker to make at least five field goals in a game (Dan Bailey, Roger Ruzek, Cunningham).
- Nailed both of his field goals (58, 27) and five extra points against the LA Rams (10/29). Tied Coons for the most field goals made without a miss to start an NFL career (18-for-18), breaking the record the following week with a 51-yard boot at Philadelphia (11/5).
- Made all four of his field goal attempts, including makes from 60 (career-long), 59, 45 and 50 yards against Philadelphia (12/10). Became the first player in NFL history to make two field goals of 59 yards-or-longer in the same game, and his 60-yarder was the first 60-plus yard field goal made in the first quarter in league history.
- Extended his NFL record of field goals made without a miss to start a career to 33 at Miami (12/24). With eight points in the game, brought his 2023 point total to an NFL-high 141, passing Maher (137 in 2022) for the most kicking points in a season in Cowboys history.
- Extended his NFL record of field goals made without a miss to start a career to 35 with two makes against Detroit (12/30), which set a single-season franchise record, surpassing Cunningham (34 in 1997) and Greg Zuerlein (34 in 2020).
- Missed his first kick of the season on a block at Washington (1/7/24), but converted his 10th 50-yard boot of the year and passed Emmitt Smith (150 in 1995) for the most points scored in a season by a Cowboys player (157).

2022 (USFL):

- Drafted as a placekicker by the Birmingham Stallions in the 32nd round of the 2022 USFL Draft.
- Earned All-USFL honors and helped the Stallions to their first championship, leading the league in kicking, making 18-of-22 field goals and 22-of-24 PATs on the season.
- Responsible for Stallion kickoffs, leading the league with 55 total kicks and tallied seven touchbacks (12.7% .

COLLEGE:

- Played four seasons of soccer at Notre Dame (2013-16).
- Scored 15 goals and totaled four assists in 76 appearances as a defender for the Fighting Irish.
- In his senior season at Notre Dame, was named NSCAA third-team All-American, NSCAA first-team All-South Region, and first-team All-ACC.
- Drafted in the first round of the 2017 MLS Draft (21st overall) by Toronto FC, playing for their minor league affiliate, then signed with the Philadelphia Union in 2018 to play with its minor league affiliate.

PERSONAL:

- Attended Plano, Texas, High School where he played soccer his freshman and sophomore years.
- Rated as the 24th best recruit in the class of 2013 by *College Soccer News* and ranked as the 43rd best player nationally in the class of 2013 according to *Top Drawer Soccer*.
- Graduated with a computer science degree from Notre Dame.

COMMUNITY:

- 2023 NFL My Cause My Cleats campaign.
- 2024 NFL My Cause My Cleats campaign - North Texas Warrior Golf Association.
- Play 60 Week events.
- 2023 Rookie Club presented by Blockchain.com.
- Training Camp - Community Corner and Back Together Saturday.
- Training Camp Heroes Day.
- 2023 Early Thanksgiving at The Salvation Army.
- Make-A-Wish Foundation of North Texas.
- Annual Team Holiday Hospital Visits.
- 2024 Home Run Derby benefiting the Salvation Army.

AUBREY'S COWBOYS TOTALS

Year Team	GP-GS	SCORING									
		FGM	FGA	Pct	Long	Blk	XPM	XPA	Pct	Blk	Points
2023 Dallas.....	17-0	36	38	94.7	60	1	49	52	94.2	0	157
2024 Dallas.....	17-0	40	47	85.1	65	2	30	30	100.0	0	150
Totals.....	34-0	76	85	89.4	65	3	79	82	96.3	0	307

Playoffs

2023 Dallas.....	1-0	1	1	100.0	34	0	1	2	50.0	0	4
------------------	-----	---	---	-------	----	---	---	---	------	---	---

FIELD GOAL ACCURACY

Year Team	10-19	Pct	20-29	Pct	30-39	Pct	40-49	Pct	50+	Pct
2023 Dallas.....	0-0	0.0	9-9	100.0	13-15	86.7	4-4	100.0	10-10	100.0
2024 Dallas.....	0-0	0.0	4-4	100.0	8-10	80.0	14-16	87.5	14-17	82.4
Totals.....	0-0	0.0	13-13	100.0	21-25	84.0	18-20	90.0	24-27	88.9

Playoffs

2023 Dallas.....	0-0	0.0	0-0	0.0	1-1	100.0	0-0	0.0	0-0	0.0
------------------	-----	-----	-----	-----	-----	-------	-----	-----	-----	-----

KICKOFFS

Year Team	No	TB	TB%	Ret	Ret Avg.
2023 Dallas.....	109	99	90.8	8	24.7
2024 Dallas.....	85	43	50.6	39	27.1
Totals.....	194	142	73.2	47	26.7

SPECIAL TEAMS TACKLES

Solo	Ast	Tot	FF	FR	BP	BFG	BX
0	0	0	0	0	0	0	0
0	0	0	0	0	0	0	0
0	0	0	0	0	0	0	0

Playoffs

2023 Dallas.....	3	3	100.0	0	0.0	0	0	0	0	0	0
------------------	---	---	-------	---	-----	---	---	---	---	---	---

SINGLE-GAME HIGHS

Long FG – 65 vs. Baltimore, 9/22/24
Playoffs – 34 vs. Green Bay, 1/14/24
FGM – 5 vs. N.Y. Jets, 9/17/23
FGA – 5 vs. N.Y. Jets, 9/17/23

PATs Made – 7 vs. N.Y. Giants, 11/12/23
PATs Att – 7 vs. N.Y. Giants, 11/12/23
Touchbacks – 7

AUBREY'S CAREER GAME-BY-GAME FIELD GOALS

Game	11-19	20-29	2023 (Dallas)				50+	Total
			30-39	40-49				
W-@ NYG 9/10.....	0-0	1-1	21	1-1	38	0-0	0-0	2-2
W-NYJ 9/17.....	0-0	2-2	21,26	2-2	34,30	0-0	1-1	5-5
L-@ Ari 9/24.....	0-0	2-2	27,26	0-0		1-1	49	3-3
W-NE 10/1.....	0-0	2-2	23,23	1-1	33	0-0	0-0	3-3
L-@ SF 10/8.....	0-0	0-0		0-0		0-0		1-1
W-@ LAC 10/16.....	0-0	0-0		2-2	32,39	0-0	1-1	2-2
W-LAR 10/29.....	0-0	1-1	27	0-0		0-0	1-1	58
L-@ Phi 11/5.....	0-0	0-0		0-0		1-1	51	2-2
W-NYG 11/12.....								1-1
W-@ Car 11/19.....	0-0	1-1	27	1-1	30	0-0	0-0	2-2
W-Was 11/23.....	0-0	0-0		0-0		1-1	52	1-1
W-Sea 11/30.....	0-0	0-0		4-4	30,31,38,32	0-0	0-0	4-4
W-Phi 12/10.....	0-0	0-0		0-0		1-1	45	3-3
L-@ Buf 12/17.....	0-0	0-0		1-1	32	0-0	0-0	1-1
L-@ Mia 12/24.....	0-0	0-0		1-1	33	1-1	43	0-0
W-Det 12/30.....	0-0	0-0		0-0		1-1	43	1-1
W-@ Was 1/7/24.....	0-0	0-0		0-2	32B,36M	0-0	1-1	51
Totals.....	0-0	9-9		13-15		4-4	10-10	36-38

Playoffs

L-GB 1/14/24.....	0-0	0-0	1-1	34	0-0	0-0	0-0	1-1
-------------------	-----	-----	-----	----	-----	-----	-----	-----

Game	11-19	20-29	2024 (Dallas)				50+	Total
			30-39	40-49				
W-@ Cle 9/8.....	0-0	0-0		0-0		2-2	40,46	2-2
L-NO 9/15.....	0-0	0-0		1-1	38	2-2	48,40	1-1
L-Bal 9/22.....	0-0	0-0		0-0		0-0		2-2
W-@ NYG 9/26.....	0-0	0-0		0-0		1-1	40	1-2
W-@ Pit 10/6.....	0-0	0-0		1-2	33,38B	0-0		1-1
L-Det 10/13.....	0-0	0-0		1-1	34	1-1	47	1-1
L-@ SF 10/27.....	0-0	1-1	29	0-0		0-0		0-0
L-@ Atl 11/3.....	0-0	0-0		1-1	34	0-0		1-1
L-Phi 11/10.....	0-0	1-1	23	0-0		0-0		46
L-Hou 11/18.....	0-0	0-0		0-0		0-1	40RU	1-1
W-@ Was 11/24.....	0-0	0-0		0-1	35B	2-3	42RU,46,48	0-0
W-NYG 11/28.....	0-0	1-1	23	1-1	33	0-0		0-0
L-Cin 12/9.....	0-0	0-0		1-1	35	1-1	47	0-0
W-@ Car 12/15.....	0-0	0-0		0-0		2-2	45,42	1-2
W-TB 12/22.....	0-0	0-0		0-0		1-1	49	3-3
L-@ Phi 12/29.....	0-0	0-0		0-0		0-0		0-1
L-Was 1/5/25.....	0-0	1-1	22	2-2	34,36	1-1	41	0-0
Totals.....	0-0	4-4		8-10		14-16		14-17

LUQ BARCOO

30 • Cornerback

(LUKE BAR-koo)

6-1 • 185 • 7/27/98

San Diego State • FA '24

NFL: 2nd Year • Cowboys: 1st Year

Games/Starts: 2024-0/0; Career-3/1

Postseason: 2024-0/0; Career-0/0



PRO: The Dallas Cowboys signed Luq Barcoo to their practice squad in the final week of the 2024 season. Barcoo signed with Jacksonville as an undrafted free agent in 2020 and played three games with one start, tallying ten tackles in his rookie season. Since 2020, Barcoo has joined the practice squads of six different teams. He will look to compete for a spot in the secondary during training camp in 2025.

TRANSACTION SUMMARY:

- 1/6/25:** Signed with Dallas as a Future.
- 1/1/25:** Signed to Dallas' practice squad.
- 6/4/24:** Placed on Reserve/Injured and released (6/12).
- 8/29/23:** Released and signed to Pittsburgh's practice squad (8/30).
- 5/17/23:** Signed by Pittsburgh.
- 6/16/22:** Released by Kansas City, signed by the N.Y. Jets and released (8/16).
- 3/24/22:** Signed by Kansas City.
- 11/24/21:** Signed to San Francisco's practice squad.
- 8/23/21:** Released by Arizona, re-signed (8/25), released (9/30) and signed to Arizona's practice squad (10/5).
- 8/19/21:** Waived by Jacksonville and claimed off waivers by Arizona (8/20).
- 4/27/20:** Signed by Jacksonville.

2024 (Pittsburgh/Dallas):

- Remained with Pittsburgh through the offseason before being placed on Reserve/Injured with an undisclosed injury in June and released a few days later.
- Signed to Dallas' practice squad in the final week of the season.

2023 (Pittsburgh):

- Went to training camp with Pittsburgh before being released at the roster cutdown date and signed to its practice squad.

2022 (Kansas City/N.Y. Jets):

- Signed by Kansas City, released, signed by the N.Y. Jets but released at the end of training camp.
- Spent the regular season out of football.

2021 (Jacksonville/Arizona/San Francisco):

- Attended training camp with Jacksonville before being waived at the roster cutdown date and claimed by Arizona.
- Released by Arizona at the end of training camp, re-signed and released again in September before signing to Arizona's practice squad in October.
- Signed to San Francisco's practice squad in November where he finished the season.

2020 (Jacksonville):

- Signed with Jacksonville as an undrafted free agent but missed the first half of the season due to COVID-19.
- Made his NFL debut against Pittsburgh (11/22), tallying one tackle.
- Earned his first career start against Cleveland (11/29), totaling four tackles.
- Saw action at Minnesota (12/6), adding five more tackles to his season total.

COLLEGE:

- After beginning his career at Grossmont College, spent two seasons at San Diego State, tallying 75 tackles, 30 pass breakups and 10 interceptions in 24 games played with 13 starts.
- Earned starts in all 13 games as a senior, amassing 55 tackles, nine interceptions and 16 pass breakups on his way to first-team All-Mountain West honors. Named a Paycom Jim Thorpe Award semifinalist in 2019.
- In 2018 saw action in 11 games, totaling 20 tackles, an interception and four pass breakups as a freshman.

PERSONAL:

- Three-year letterwinner at Castle Park High School in Chula Vista, Calif., where he tallied 472 rushing yards and six touchdowns on 57 attempts and 71 catches for 1,314 yards and 15 touchdowns on offense while adding 74 tackles, four tackles for loss and five interceptions on defense.
- Majored in social science at San Diego State.

BARCOO'S NFL TOTALS

Year Team	GP-GS	DEFENSE								INTERCEPTIONS					FUMBLES REC				
		ST	AT	TT	Sks-Yds	Tkl/Ls	QB Prs	PBU	FF	No	Yds	Avg	Lg	TD	No	Yds	Avg	Lg	TD
2020 Jacksonville	3-1	7	3	-	10	0.0(0)	1(-1)	0	1	0	0	0	0.0	0	0	0	0.0	0	0
Totals.....	3-1	7	3	-	10	0.0(0)	1(-1)	0	1	0	0	0	0.0	0	0	0.0	0	0	0

T.J. BASS

66 • Guard

6-5 • 320 • 3/31/99

Oregon • UDFA-23

NFL: 3rd Year • Cowboys: 3rd Year

Games/Starts: 2024-15/3; Career-32/5

Postseason: 2024-0/0; Career-1/0



PRO: The Dallas Cowboys added a versatile piece to their offensive line with the signing of T.J. Bass as an undrafted free agent following the 2023 NFL Draft. Heading into his third season with the Cowboys, Bass has proven to be a valuable depth piece up front, playing in 32 career games with five starts, primarily at guard. With Zack Martin's retirement in the 2025 offseason, Bass will have an opportunity to compete for a starting spot on the offensive interior in 2025.

TRANSACTION SUMMARY:

5/12/23: Signed with Dallas as an undrafted free agent.

2024:

- Played in 15 games, making three starts - two at left guard and one at right guard - in his second season.
- Stepped in at left guard during the second quarter at Pittsburgh (10/6) and blocked for an offense that recorded a season-high 445 yards while adding 25 first downs and 109 yards on the ground.
- Made his first start of the season at left guard against Detroit (10/13) and helped the offense log 251 yards, including 53 yards on the ground.
- Started at Washington (11/24) in place of an injured Tyler Smith and blocked for an offense that amassed 332 yards and 19 first downs.
- Stepped in at right guard against Cincinnati (12/9) when Brock Hoffman moved over to center due to Cooper Beebe leaving the game with a concussion. Contributed to an offense that recorded 322 yards with a season-high 156 rushing yards.

2023:

- Finished his rookie season playing in all 17 games with two starts - one at right guard and one at left guard - while also seeing time on special teams units.
- Made his NFL debut on special teams at the N.Y. Giants (9/10) and entered the game in the second half for an injured Chuma Edoga at left guard.
- Started his first career game at right guard at Arizona (9/24) in place of an injured Zack Martin (ankle). Blocked for an offense that accumulated 416 yards and a season-high 185 rushing yards.
- Made his second start of the year in the season finale at Washington (1/7/24) in place of Tyler Smith at left guard, blocking for 440 yards of offense and 5.6 yards-per-carry on the ground - second highest rushing average of the season.

COLLEGE:

- Started 34 straight games over three seasons at Oregon, playing 2,211 total snaps in that span at left tackle (1,379) and left guard (824), and earned first-team All-Pac-12 honors from the league's coaches in 2022 and 2021.
- Played 894 offensive snaps - 879 at left tackle, seven at left guard and eight as an inline tight end - as a super senior - and allowed just 20 total pressures and one sack in 435 total pass-blocking opportunities, as he was named the Pac-12 Offensive Lineman of the Week multiple times.
- Started all 14 games as a junior for an offense that ranked in the top 25 nationally with 202.3 rushing yards-per-game and tied for sixth with 36 rushing touchdowns and was named first-team All-Pac-12.
- Started all seven games at left guard for Oregon during the pandemic-shortened 2020 season and was a Coaches Pac-12 All-Conference honorable mention.
- Played his first two collegiate seasons at Butte College, where he was a first-team CCCFCA All-American, selected to the NorCal All-Conference team as a sophomore, and was named first-team CCCFCA All-America and earned first-team All-California Region I honors as a freshman.

PERSONAL:

- Was a three-year letterwinner at Mt. Baker High School in Deming, Wash.
- Named the Northwest Conference 1A co-MVP as a senior as he paved the way as an offensive lineman for a Mt. Baker rushing attack that averaged 285.5 yards-per-game and scored 61 touchdowns on the ground in 13 games while also recording 13.0 sacks, 23.5 tackles for loss and three forced fumbles on defense.
- Majored in general social sciences at Oregon.

COMMUNITY:

- Play 60 Week events.
- 2023 Rookie Club presented by Blockchain.com.
- Training Camp - Community Corner and Back Together Saturday.
- Training Camp Heroes Day.
- 2023 Early Thanksgiving at The Salvation Army.
- Make-A-Wish Foundation of North Texas.
- Annual Team Holiday Hospital Visits.

BASS' COWBOYS TOTALS

GAMES/STARTS (regular season, playoffs): 2023 (17/2, 1/0), 2024 (15/3). **Totals (32/5, 1/0).**

STAFF

T.J. BASS

2024 SEASON

RECORDS

PLAYOFF RECORDS

HISTORY

SIDELINES

COOPER BEEBE

(BEE-bee)

56 • Center

6-3 • 320 • 5/19/01

Kansas State • D3a-'24 (73rd overall)

NFL: 2nd Year • Cowboys: 2nd Year

Games/Starts: 2024-16/16; Career-16/16

Postseason: 2024-0/0; Career-0/0



PRO: Following a 2024 NFL Draft day trade with the Detroit Lions, the Dallas Cowboys took Cooper Beebe as a bonus selection with their first of two third round (73rd overall) picks as part of the deal that also saw the Cowboys and Lions swap first round selections. The former Kansas State offensive lineman made the transition from guard to center in his first NFL season, starting all 16 games he played for Dallas, the first Cowboys center to start 16 games in his rookie season since Travis Frederick in 2013. While at Kansas State, Beebe was a two-time team captain, three-time Big 12 All-Conference selection (at two different positions), a four-time first-team Academic All-Big 12 performer and the league's Offensive Lineman of the Year in 2022 and 2023. He will be a key piece up front for the Cowboys for years to come after an impressive start to his career.

TRANSACTION SUMMARY:

4/26/24: Drafted in the third round (73rd overall) by Dallas.

2024:

- Started at center all 16 games he played, the first Cowboys center to start 16 games in his rookie season since Travis Frederick in 2013.
- Made his NFL debut at center at Cleveland (9/8) and blocked for an offense that tallied 265 yards and 102 yards on the ground. Beebe, combined with Guyton, became the second rookie offensive linemen duo that the Cowboys have started in the season opener, joining Tyrone Smith and Bill Nagy in 2011.
- Helped the offense log 412 yards and 26 first downs against Baltimore (9/22).
- Paved the way for an offense that recorded a season-high 445 yards at Pittsburgh (10/6) while adding 25 first downs.
- Against Cincinnati (12/9), contributed to an offense that recorded 322 yards with a season-high 156 yards on the ground before leaving the game at the end of the second quarter with a concussion.

COLLEGE:

- Started all 13 games as a senior team captain - playing primarily at left guard but also saw time at right and left tackle - en route to consensus All-America first-team honors, becoming the first Kansas State offensive lineman to earn the distinction, the 12th overall player to earn the honor and the 14th accolade in school history.
- Named the Big 12 Offensive Lineman of the Year for a second year in a row, was an All-Big 12 first-team performer, earned Academic first-team All-Big 12 honors and was the ninth Wildcat all-time to be named a NFF National Scholar-Athlete.
- As a junior was named Big 12 Offensive Lineman of the Year, first-team All-American, first-team All-Big 12 and first-team Academic All-Big 12 after starting all 14 games at left guard.
- Named a team captain and helped lead an offensive unit that ranked 15th nationally with 208.3 rushing yards-per-game - the Wildcats' best national ranking since 2003 (ninth) and best mark since 2016 (231.8).
- A 13-game starter at left tackle as a sophomore who picked up All-Big 12 first-team honors from both the league's coaches and Associated Press, the youngest Wildcat offensive lineman to be named to the first team by either organization.
- Played in nine games with eight starts as a redshirt freshman, starting the first three games at right tackle before an injury sidelined him for one contest.
- Played in two games as a true freshman against Bowling Green and Kansas as a reserve offensive lineman, retaining his redshirt for the season.

PERSONAL:

- Lettered four years at Pipe High School in Kansas City, Kan., as an offensive and defensive lineman.
- Earned first-team all-state honors as a defensive tackle from the *Topeka Capital-Journal* and *Wichita Eagle* in 2017, while he was an honorable mention pick by both outlets as a freshman, sophomore and senior.
- Also picked up first-team all-state honors from the Kansas Football Coaches Association as an offensive lineman in 2018.
- Totaled 128 tackles with 34 tackles for loss, 10.5 sacks and five forced fumbles during his career.
- Selected to play for Team USA U17 in the 2017 International Bowl against Team Japan, as well as for Team USA U19 in the 2018 World Championships and the 2019 Kansas Shrine Bowl.
- Competed in the shot put, placing third in the state in 2017, and basketball.
- Graduated from Kansas State with a degree in social studies education in May 2023, while he is currently pursuing his master's degree in curriculum and instruction.

COMMUNITY:

- 2024 Rookie Club: The Salvation Army Angel Tree Load-In.
- 2024 Rookie Club: Everybody Plays Field Day.
- 2024 Early Thanksgiving Meal at The Salvation Army.
- 2025 STEM Field Day with Boys and Girls Club and The Salvation Army youth.
- Inspire Change Prison Fellowship Camp.
- Annual Team Holiday Hospital Visits.

BEEBE'S COWBOYS TOTALS

GAMES/STARTS: 2024 (16/16).

MARKQUESE BELL

14 • Safety

(mar-KEESE)

6-2 • 215 • 1/6/99

Florida A&M • UDFA-22

NFL: 4th Year • Cowboys: 4th Year

Games/Starts: 2024-9/0; Career-31/8

Postseason: 2024-0/0; Career-3/1



PRO: The Dallas Cowboys signed Markquese Bell as an undrafted free agent following the 2022 NFL Draft. Bell joined Dallas after a collegiate career at Florida A&M and saw action in five games during his rookie campaign, registering one tackle on defense. In Bell's second season, he moved from safety to linebacker to help bolster a unit decimated by injuries. He turned in a career performance, registering 103 tackles - second on the team - three tackles for loss and four pass breakups in 17 games played with eight starts. Bell, a key special teams contributor, missed most of 2024 after suffering a season-ending shoulder injury in Week 10. In the 2025 offseason, Bell signed a three-year extension with the Cowboys and will compete for a starting safety spot.

TRANSACTION SUMMARY:

3/10/25: Signed a three-year extension with Dallas through 2027.

11/23/24: Placed on Reserve/Injured with a shoulder injury.

5/12/22: Signed with Dallas as an undrafted free agent.

2024:

- Saw action in nine games, primarily playing on special teams, before he suffered a shoulder injury against Houston (11/18) and was placed on Reserve/Injured for the remainder of the season.
- Totaled four tackles on defense and two special teams tackles before his shoulder injury in Week 10.

2023:

- Transitioned to linebacker in his second season and posted career-bests in eight starts and 17 games played with 103 tackles - second on the team - three tackles for loss and four pass breakups.
- Played on special teams and at linebacker at the N.Y. Giants (9/10) where he registered a team-leading eight tackles along with a tackle for loss and a forced fumble - both the first of his career.
- Made the first start of his career at the LA Chargers (10/16), tying for second on the team with seven tackles and adding his first career pass breakup.
- Tied his career high with 10 tackles and added a tackle for loss against Detroit (12/30), reaching 100 tackles on the year.
- Made his first postseason start and finished second on the defense with nine tackles while also adding a quarterback pressure against Green Bay (1/14/24).

2022:

- Was part of the 53-man roster for all 17 games, seeing action in five, inactive for 12, and recorded one tackle on defense.

COLLEGE:

- Finished his Florida A&M career with 156 tackles, 10.5 tackles for loss, 10 pass breakups, six interceptions, six forced fumbles and 2.0 sacks in two seasons (2021, 2019).
- In 2021 was named to the All-SWAC first-team and FCS first-team All-American after leading the defense with 95 tackles, 6.5 tackles for loss, 2.0 sacks, one interception, one pass breakup and five forced fumbles while playing in 12 games.
- Did not play in 2020 as FAMU chose not to play football in the fall due to the COVID-19 pandemic.
- Topped 61 tackles, five tackles for loss, a team-leading five interceptions and nine pass breakups along with two forced fumbles in 11 games in 2019.
- Attended Coffeyville Community College in 2018 where he logged 52 tackles and two interceptions.
- Began his collegiate career at Maryland but was suspended for code of conduct violations and left the program.

PERSONAL:

- Attended Bridgeton, N.J., High School, where he was a two-time second-team all-state selection and the 2015 *South Jersey Times* Offensive Player of the Year.
- Totaled 76 tackles, two interceptions, three pass breakups and forced a fumble on defense and ran for 885 yards and seven touchdowns as a quarterback as a senior.
- Played in the Under Armour All-American Game.
- Majored in interdisciplinary studies at FAMU.

COMMUNITY:

- 2022 Reliant Home Run Derby benefiting the Salvation Army.
- Play 60 Week events.
- Training Camp - Community Corner and Back Together Saturday.
- Training Camp Heroes Day.
- 2024 NFL My Cause My Cleats Campaign - Warrick Dunn Charities.
- 2025 Markquese Bell Youth Football Camp.
- 2022 Dallas Cowboys Draft Day/Fan Appreciation Party.
- 2022 Rookie Club presented by Blockchain.com.
- 2022 Early Thanksgiving at The Salvation Army.
- Everybody Plays field day.
- Annual Team Holiday Hospital Visits.
- Make-A-Wish Foundation of North Texas.
- Hispanic Heritage outreach.



MISSION: The Bell Cares mission is to improve the lives of impoverished citizens through self, economic, community and cultural awareness, including tutoring, mentoring and counseling students, health insurance coverage seminars; nutritional workshops; drug, alcohol and disease awareness; obesity & conditioning camp and community football camps.

STAFF

MARKQUESE
BELL

2024 SEASON

RECORDS

PLAYOFF
RECORDS

HISTORY

SIDELINES

BELL'S COWBOYS TOTALS

Year Team	GP-GS	DEFENSE								INTERCEPTIONS					FUMBLES REC					
		ST	AT	TT	Sks-Yds	Tk/Ls	QB	PBU	FF	No	Yds	Avg	Lg	TD	No	Yds	Avg	Lg	TD	
2022 Dallas	5-0	1	0	-	1	0.0(0)	0(0)	0	0	0	0	0	0	0	0	0	0	0	0	0
2023 Dallas	17-8	61	41	-	102	0.0(0)	3(-9)	1	4	2	0	0	0.0	0	0	0	0	0	0	0
2024 Dallas	9-0	3	1	-	4	0.0(0)	0(0)	0	0	0	0	0	0.0	0	0	0	0	0	0	0
Totals	31-8	66	42	-	108	0.0(0)	3(-9)	1	4	2	0	0	0.0	0	0	0	0	0	0	0
Playoffs																				
2022 Dallas	2-0	0	0	-	0	0.0(0)	0(0)	0	0	0	0	0	0.0	0	0	0	0	0	0	0
2023 Dallas	1-1	5	4	-	9	0.0(0)	0(0)	1	0	0	0	0	0.0	0	0	0	0	0	0	0
Totals	3-1	5	4	-	9	0.0(0)	0(0)	1	0	0	0	0	0.0	0	0	0	0	0	0	0

ADDITIONAL STATISTICS

Special Teams Tackles - 2024 (2-0-2). Totals: 2-0-2.

SINGLE-GAME HIGHS

Tackles - 10, three times, last vs. Detroit, 12/30/23

BELL'S CAREER GAME-BY-GAME DEFENSE

2022 (Dallas)								2023 (Dallas), cont.							
Game	ST	AT	TT	Sks Yds	Tk/Ls	QB	PBU	Game	ST	AT	TT	Sks Yds	Tk/Ls	QB	PBU
L-TB 9/11								W-NYG 11/12	2	2	-	4			
W-Cin 9/18								W-@ Car 11/19	6	4	-	10			
W-@ NYG 9/26	1	0	-	1				W-Was 11/23	1	3	-	4			1
W-WAS 10/2								W-Sea 11/30	4	4	-	8			
W-@ LAR 10/9								W-Phi 12/10	3	3	-	6			1
L-@ Phi 10/16								L-@ Buf 12/17	1	4	-	5			
W-Det 10/23								L-@ Mia 12/24	6	2	-	8			1(-2)
W-Chi 10/30								W-Det 12/30	8	2	-	10			1(-2)
L-@ GB 11/13								W-@ Was 1/7/24	2	2	-	4			1
W-@ Min 11/20								Totals	61	41	-	102			3(-9)
W-NYG 11/24								Playoffs							
W-Ind 12/4								L-GB 1/14/24	5	4	-	9			1
W-Hou 12/11								2024 (Dallas)							
L-@ Jac 12/18								Game	ST	AT	TT	Sks	Tk/	QB	PBU
W-Phi 12/24								W-@ Cle 9/8							
W-@ Ten 12/29								L-NO 9/15							
L-@ Was 1/8/23								L-Bal 9/22							
Totals	1	0	-	1				W-@ NYG 9/26							INACTIVE/INJURED-Ankle
Playoffs								W-@ Pit 10/6							
W-@ TB 1/16/23								L-Det 10/13	2	0	-	2			
L-@ SF 1/22/23								L-@ SF 10/27	1	0	-	1			
Totals								L-@ Atl 11/3							
2023 (Dallas)								L-Phi 11/10	0	1	-	1			
Game	ST	AT	TT	Sks	Tk/	QB	PBU	L-Hou 11/18							
W-@ NYG 9/10	6	2	-	8				W-@ Was 11/24							RESERVE/INJURED-Shoulder
W-NYJ 9/17	3	1	-	4			1	W-NYG 11/28							RESERVE/INJURED-Shoulder
L-@ Ari 9/24	0	2	-	2				L-Cin 12/9							RESERVE/INJURED-Shoulder
W-NE 10/1	2	1	-	3				W-@ Car 12/15							RESERVE/INJURED-Shoulder
L-@ SF 10/8	2	2	-	4				W-TB 12/22							RESERVE/INJURED-Shoulder
W-@ LAC 10/16	5	2	-	7			1	L-@ Phi 12/29							RESERVE/INJURED-Shoulder
W-LAR 10/29	5	1	-	6				L-Was 1/5/25							RESERVE/INJURED-Shoulder
L-@ Phi 11/5	6	4	-	10				Totals	3	1	-	4			

DaRON BLAND

26 • Cornerback

(duh-RON)

6-2 • 202 • 7/12/99

Fresno State • D5b-22 (167th overall)

NFL: 4th Year • Cowboys: 4th Year

Games/Starts: 2024-7/7; Career-41/30

Postseason: 2024-0/0; Career-3/3



PRO: The Dallas Cowboys selected DaRon Bland in the fifth round (167th overall) of the 2022 NFL Draft. Bland exceeded all expectations in his first pro season, playing significant time at both the nickel and boundary corner positions to the tune of eight starts in 17 games played with 56 tackles, a tackle for loss, seven pass breakups and a team-leading five interceptions. Bland's five interceptions were the most by a Cowboys rookie since Derek Ross and Roy Williams each had five in 2002. Bland polished off a historic second pro season in 2023 where he led the NFL with a career-best nine interceptions, marking the second time in the last three years that a Cowboy led the NFL in interceptions (Trevon Diggs, 11 in 2021). Additionally, he returned five interceptions for touchdowns to set an NFL record for the most pick-sixes in a season, and he set career-highs in tackles (72 - tied for fourth on the defense), tackles for loss (three) and pass breakups (15 - tops on the defense) while starting a career-high 15-of-17 games played. In 2024 Bland suffered a foot injury at the conclusion of training camp that sideline him for the first 10 games. He returned for the final seven contests and tallied 44 tackles, five pass breakups, one forced fumble and a fumble recovery. Bland will continue to be a staple of the Cowboys secondary in 2025 as he enters the last year of his rookie contract.

TRANSACTION SUMMARY:

8/27/24: Placed on Reserve/Injured with a foot injury and activated (11/2).

4/30/22: Drafted in the fifth round (167th overall) by Dallas.

2024:

- Suffered a foot injury at the conclusion of training camp that placed him on Reserve/Injured and caused him to miss the first 10 games. Finished with 44 tackles, five pass breakups, one forced fumble and a fumble recovery across seven games played following his stint on IR.
- Made his season debut at Washington (11/24), recording seven tackles.
- Tied for the team lead with a season-high 10 tackles and added a pass breakup against the N.Y. Giants (11/24).
- Against Tampa Bay (12/22) recorded eight tackles, one pass breakup and clinched the win with a forced fumble and fumble recovery in the final minute, the first forced fumble and fumble recovery of his career.

2023:

- Selected to his first Pro Bowl as a starter and named first-team All-Pro in his second season after starting 15-of-17 games and setting an NFL record with five interception return touchdowns. Also led the league with nine total picks and added 72 tackles, three tackles for loss and a team-high 15 pass breakups.
- Marked the second time in the last three years that a Cowboy led the NFL in interceptions (Diggs, 11 in 2021).
- Named NFC Defensive Player of the Month (November) after tallying 20 tackles, four pass breakups and three interceptions - including two returned for touchdowns. It marked his first career NFC DPOTM, and he was the fifth Cowboys defender to be named for the award, second cornerback (Diggs).
- Had three stops, a pressure and an interception returned 22 yards for his first career score at the N.Y. Giants (9/10).
- Made his first start of the season at Arizona (9/24) to the tune of six tackles after Diggs was lost for the season with a knee injury.
- Collected a career-high tying two interceptions - one returned 54 yards for a touchdown - a career-best three pass breakups and four tackles against New England (10/1). Became the third cornerback in Cowboys history with multiple interception return touchdowns in the same season, joining Diggs (two) in 2021 and Larry Brown (two) in 1995.
- Against the LA Rams (10/29) compiled seven tackles (tied for the team lead), two pass breakups and an interception that he returned 30 yards for a touchdown in the first quarter - his third pick-six of the season.
- Collected his fifth interception of the season against the N.Y. Giants (11/12), tying his single-season career-high from 2022. Also had four tackles and a pass breakup. Became the second player in franchise history to record five interceptions in each of his first two seasons, joining Walls (11 in 1981 and seven in 1982).
- Produced five tackles, a pass breakup and an interception he returned 30 yards for a touchdown at Carolina (11/19). It was his sixth interception of the season, fourth pick-six of the year to tie the most pick-sixes in a season in NFL history, joining Eric Allen (1993), Ken Houston (1971) and Jim Kearney (1972).
- Led the team with a career-best 10 tackles along with an interception he returned 63 yards for a touchdown against Washington on Thanksgiving (11/23). Set a single-season NFL record with his fifth interception return for a touchdown and became the first non-offensive player to score five touchdowns in a season since J.J. Watt in 2014.
- Posted six stops, his eighth interception of the season and a pass breakup against Seattle (11/30).
- Tallied three tackles, an interception and a pass breakup at Washington (1/7/24). His interception was his career-high ninth of the season to finish 2023 as the NFL's interception leader.
- Recorded six tackles in the postseason contest against Green Bay (1/14/24).

2022:

- Appeared in all 17 games, starting eight, as a boundary and nickel corner, recording 56 tackles, a tackle for loss, two pressures, a team-best five interceptions and seven pass breakups.
- His five interceptions were the most by a Cowboys rookie since Derek Ross (five) and Roy Williams (five) in 2002.
- Recorded his first defensive stats, making four tackles and recording his first career interception against Washington (10/2).
- Earned his first career at Green Bay (11/13), registering four tackles on defense and adding two special teams takedowns.
- Had a season-high eight tackles and two interceptions against Indianapolis (12/4), his first multi-pick game.
- Recorded interceptions in back-to-back games at Jacksonville (12/18) and against Philadelphia (12/24).
- Started both postseason contests, recording double-digit tackles in the Divisional Round at San Francisco (1/22/23) with 10, while adding a pass breakup.

STAFF

DaRON
BLAND

2024 SEASON

RECORDS

PLAYOFF
RECORDS

HISTORY

SIDELINES

COLLEGE:

- Appeared in all 13 games for Fresno State in 2021 as a senior, starting the final nine as a senior transfer cornerback, and totaled 45 tackles - fifth on the team, second among all defensive backs and the leading cornerback tackler.
- Named first-team All-Big Sky as a junior defensive back at Sacramento State in 2019 and earned the team's Outstanding Defensive Back award after starting all 13 games at cornerback and finishing the year with 43 tackles, 6.5 tackles for loss, two interceptions, a pair of forced fumbles and eight pass breakups.
- Started all 10 games at cornerback as a sophomore in 2018 and recorded 44 total tackles, three tackles for loss, one interception and led the team with five pass breakups.
- Played in the final seven games of 2017 as a true freshman and posted five tackles.

PERSONAL:

- Attended Central Catholic High School in Modesto, Calif., where he was named second-team all-state medium school by Cal-Hi Sports as a senior after recording 44 tackles and two interceptions on defense and caught 24 passes for 571 yards and three touchdowns on offense.
- Was also the Valley Oak League Defensive Player of the Year and was named first-team all-district large school by *The Modesto Bee* and first-team all-area by BlackHatFootball.com.
- Played three seasons of varsity football and helped the Raiders to a Sac-Joaquin Section and California State championship as a sophomore.
- Also competed in track & field, where he qualified for the Big Sky Championships during the indoor and outdoor seasons and scored points for the team after placing sixth in the long jump with a personal best of 24-feet, 0.75-inches.
- Majored in kinesiology.

COMMUNITY:

- 2022-23, 2025 Reliant Home Run Derby benefiting the Salvation Army.
- Play 60 Week events.
- Training Camp - Community Corner and Back Together Saturday.
- Training Camp Heroes Day.
- 2022-23 NFL My Cause My Cleats Campaign.
- 2022 Rookie Club presented by Blockchain.com.
- 2022-23 Early Thanksgiving at The Salvation Army.
- 2023 Dallas Cowboys Draft Day/Fan Appreciation Party.
- Everybody Plays field day.
- Annual Team Holiday Hospital Visits.
- Make-A-Wish Foundation of North Texas.
- Hispanic Heritage outreach.
- Read Across America Day.
- The Salvation Army Mentorship visits.

BLAND'S COWBOYS TOTALS

Year Team	GP-GS	DEFENSE								INTERCEPTIONS					FUMBLES REC				
		ST	AT	TT	Sks-Yds	Tk/Ls	QB Prs	PBU	FF	No	Yds	Avg	Lg	TD	No	Yds	Avg	Lg	TD
2022 Dallas	17-8	40	16	56	0.0(0)	1(-2)	2	7	0	5	19	3.8	15	0	0	0	0.0	0	0
2023 Dallas	17-15	53	19	72	0.0(0)	3(-5)	2	15	0	9	209	23.2	63t	5	0	0	0.0	0	0
2024 Dallas	7-7	29	15	44	0.0(0)	0(0)	0	5	1	0	0	0.0	0	0	1	0	0.0	0	0
Totals	34-23	122	50	172	0.0(0)	4(-7)	4	27	1	14	228	16.3	63t	5	1	0	0.0	0	0
Playoffs																			
2022 Dallas	2-2	10	7	17	0.0(0)	0(0)	0	1	0	0	0	0.0	0	0	0	0	0.0	0	0
2023 Dallas	1-1	5	1	6	0.0(0)	0(0)	0	0	0	0	0	0.0	0	0	0	0	0.0	0	0
Totals	3-3	15	8	23	0.0(0)	0(0)	0	1	0	0	0	0.0	0	0	0	0	0.0	0	0

ADDITIONAL STATISTICS

Special Teams Tackles – 2022 (2-0-2). **Totals: 2-0-2.**
Playoffs – 2022 (1-0-1).

SINGLE-GAME HIGHS

Tackles – 10 vs. Washington, 11/23/23
Playoffs – 10 at San Francisco, 1/22/23
Interceptions – 2 vs. Indianapolis, 12/4/22
 and vs. New England, 10/1/23
Pass Breakups – 3 vs. New England, 10/1/23

BLAND'S INTERCEPTIONS BY QUARTERBACK

(14 total)

Sam Howell.....2	Tommy DeVito.....1	Gardner Minshew.....1	Carson Wentz.....1
Mac Jones.....2	Daniel Jones.....1	Geno Smith.....1	Bryce Young.....1
Matt Ryan.....2	Trevor Lawrence.....1	Matt Stafford.....1	

BLAND'S CAREER GAME-BY-GAME DEFENSE

Game	2022 (Dallas)			INTs			
	ST	AT	TT	Tk/ Ls	PBU	No/ Yds	Lg TD
L-TB 9/11.....							
W-Cin 9/18.....							
W-@ NYG 9/26.....							
W-Was 10/2.....	3	1-	4		1	1/4	4 0
W-@ LAR 10/9.....							
L-@ Phi 10/16.....							
W-Det 10/23.....	1	0-	1				
W-Chi 10/30.....	2	2-	4		1		
L-@ GB 11/13.....	3	1-	4				
W-@ Min 11/20.....	2	0-	2				
W-NYG 11/24.....	5	0-	5				
W-IND 12/4.....	5	3-	8		2	2/0	0 0
W-Hou 12/11.....	4	2-	6				
L-@ Jac 12/18.....	6	1-	7		2	1/15	15 0
W-Phi 12/24.....	3	2-	5		1	1/0	0 0
W-@ Ten 12/19.....	4	3-	7				
L-@ Was 1/8/23.....	2	1-	3	1(-2)			
Totals.....	40	16-	56	1(-2)	7	5/19	15 0

Playoffs							
W-@ TB 1/16/23....	3	4-	7				
L-@ SF 1/22/23.....	7	3-	10		1		
Totals.....	10	7-	17		1		

Game	2023 (Dallas)			INTs			
	ST	AT	TT	Tk/ Ls	PBU	No/ Yds	Lg TD
W-@ NYG 9/10.....	3	0-	3	1(-3)	1	1/22	22t 1
W-NYJ 9/17.....	1	1-	2				
L-@ Ari 9/24.....	5	1-	6				
W-NE 10/1.....	3	2-	5		3	2/64	54t 1
L-@ SF 10/8.....	3	2-	5		1		
W-@ LAC 10/16.....	2	1-	3		2		
W-LAR 10/29.....	6	1-	7		2	1/30	30t 1
L-@ Phi 11/5.....	1	0-	1		1		
W-NYG 11/12.....	3	1-	4		1	1/0	

Game	2023 (Dallas), cont.			INTs			
	ST	AT	TT	Tk/ Ls	PBU	No/ Yds	Lg TD
W-@ Car 11/19.....	2	3-	5		1	1/30	30t 1
W-Was 11/23.....	7	3-	10		1	1/63	63t 1
W-Sea 11/30.....	5	1-	6		1	1/0	
W-Phi 12/10.....	4	1-	5	2(-2)			
L-@ Buf 12/17.....	1	0-	1				
L-@ Mia 12/24.....	1	1-	2				
W-Det 12/30.....	4	0-	4				
W-@ Was 1/7/24.....	2	1-	3		1	1/0	
Totals.....	53	19-	72	3(-5)	15	9/209	63t 1

Playoffs							
L-GB 1/14/24.....	5	1-	6				

Game	2024 (Dallas)			INTs			
	ST	AT	TT	Tk/ Ls	PBU	No/ Yds	Lg TD
W-@ Cle 9/8.....							RESERVE/INJURED-Foot
L-NO 9/15.....							RESERVE/INJURED-Foot
L-Bal 9/22.....							RESERVE/INJURED-Foot
W-@ NYG 9/26.....							RESERVE/INJURED-Foot
W-@ Pit 10/6.....							RESERVE/INJURED-Foot
L-Det 10/13.....							RESERVE/INJURED-Foot
L-@ SF 10/27.....							RESERVE/INJURED-Foot
L-@ Atl 11/3.....							INACTIVE/INJURED-Foot
L-Phi 11/10.....							INACTIVE/INJURED-Foot
L-Hou 11/18.....							INACTIVE/INJURED-Foot
W-@ Was 11/24.....	3	4-	7				
W-NYG 11/28.....	6	4-	10			1	
L-Cin 12/9.....	2	4-	6			1	
W-@ Car 12/15.....						1	
W-TB 12/22.....	7	1-	8			1	
L-@ Phi 12/29.....	4	2-	6			1	
L-Was 1/5/25.....	7	0-	7				
Totals.....	29	15-	44			5	

ANDREW BOOTH
25 • Cornerback
 6-0 • 195 • 9/28/00
 Clemson • T(Min)-24
 NFL: 4th Year • Cowboys: 2nd Year
 Games/Starts: 2024-7/2; Career-30/4
 Postseason: 2024-0/0; Career-0/0



PRO: The Dallas Cowboys added a talented piece to their secondary when they traded for former second round pick Andrew Booth midway through 2024 training camp. Booth, originally drafted 42nd overall by Minnesota in the 2022 NFL Draft, was an ascending player for the Vikings as a rookie in 2022, but a season-ending knee injury sidelined him for most of the year. Booth returned to action in 2023 and played in all 17 games for the Vikings, mainly on special teams. In his first year with Dallas, Booth played in seven games, including two starts, where he accumulated 12 tackles and one pass breakup while also contributing on special teams.

TRANSACTION SUMMARY:

- 11/5/24:** Released by Dallas, signed to Dallas' practice squad (11/7) and activated (12/21).
- 8/9/24:** Traded to Dallas from Minnesota for Nahshon Wright.
- 11/30/22:** Placed on Reserve/Injured with a knee injury.
- 4/29/22:** Drafted in the second round (42nd overall) by Minnesota.

2024 (Dallas):

- After being traded from Minnesota to Dallas during 2024 training camp, saw action in seven games, including two starts at corner, where he totaled 12 tackles and one pass breakup while serving as a key contributor on special teams.
- Was inactive for seven games and a DNP for three more.
- Made his third career start and Cowboys debut at the NY Giants (9/26), notching four tackles.
- Started his second game of the season at Philadelphia (12/29), recording a season-high six tackles and a pass breakup.

2023 (Minnesota):

- Played in all 17 games, mostly on special teams, totaling eight tackles and a pass breakup.
- Made his second career start at Detroit (1/7/24) in Week 18 and had one tackle.

2022 (Minnesota):

- Appeared in six games, with one start, and finished his rookie season with 11 tackles and one special teams stop.
- Made his NFL debut against Green Bay (9/11) and was inactive Weeks 2-4 due to a quad injury.
- Started his first career defensive snaps at Buffalo (11/13), recording three tackles.
- Played his first career game against Dallas (11/20) and collected a game-high nine tackles. Suffered a meniscus tear during the game and was placed on Reserve/Injured the rest of the season.

COLLEGE:

- Played 35 games with 15 starts over three seasons at Clemson (2019-21), recording 75 tackles, 5.5 for loss, 10 pass breakups, five interceptions, a sack and a fumble recovery that he returned 21 yards for a touchdown.
- As a junior in 2021, earned first-team All-ACC honors after tallying 39 tackles, five pass breakups and a team-high three interceptions in 11 starts.
- Credited with 30 tackles, four pass breakups, two interceptions, a sack and a 21-yard fumble returned for a touchdown over 11 games (four starts) in 2020 as a sophomore.
- As a true freshman, recorded six tackles and a pass breakup while playing mostly on special teams in all 13 games.

PERSONAL:

- Rated a five-star prospect out of Archer High School in Lawrenceville, Ga., and the eighth overall prospect in the country by Rivals.com, the highest-ranked Clemson signee in his class.
- Was a three-year starter at Archer High School, notching 162 tackles, 44 pass breakups, 13 interceptions and four forced fumbles. Also played receiver on offense and reeled in 22 receptions for 557 yards.
- Selected to play in the 2018 Under Armour All-America game.
- Majored in communications at Clemson.

BOOTH'S NFL TOTALS

Year Team	GP-GS	DEFENSE								INTERCEPTIONS					FUMBLES REC					
		ST	AT	TT	Yds	Tkl/ Ls	QB Prs	PBU	FF	No	Yds	Avg	Lg	TD	No	Yds	Avg	Lg	TD	
2022 Minnesota	6-1	11	0	-	11	0.0(0)	0(0)	0	0	0	0	0	0	0	0	0	0	0	0	0
2023 Minnesota	17-1	7	1	-	8	0.0(0)	0(0)	0	1	0	0	0	0	0	0	0	0	0	0	0
2024 Dallas	7-2	10	5	-	15	0.0(0)	0(0)	0	1	0	0	0	0	0	0	0	0	0	0	0
Totals	23-2	18	1	-	19	0.0(0)	0(0)	0	2	0	0	0	0	0	0	0	0	0	0	0

ADDITIONAL STATISTICS

Special Teams Tackles – 2022 (1-0-1). Totals: 1-0-1.

JALEN BROOKS

83 • Wide Receiver

6-1 • 203 • 5/7/00

South Carolina • D7-23 (244th overall)

NFL: 3rd Year • Cowboys: 3rd Year

Games/Starts: 2024-14/1; Career-21/1

Postseason: 2024-0/0; Career-0/0



PRO: With their last selection in the 2023 NFL Draft (seventh round, 244th overall), the Dallas Cowboys selected wide receiver Jalen Brooks out of South Carolina. Brooks started his collegiate career at Division II Wingate (N.C.) and also had a brief stint at Tarleton State before spending his final three seasons with South Carolina. In his first year with Dallas, Brooks earned time as a special teams player in 2023, also catching six passes for 64 yards in limited snaps on offense over seven games played. Brooks continued to progress in his second pro season, reeling in 12 catches for 177 yards and a touchdown while continuing to contribute on special teams.

TRANSACTION SUMMARY:

4/29/23: Drafted in the seventh round (244th overall) by Dallas.

2024:

- Played in 14 games, with one start, where he caught 12 passes for 177 yards and his first career touchdown.
- Was inactive against Houston (11/18), Cincinnati (12/9) and Tampa Bay (12/22).
- Made his first career start at Atlanta (11/3), recording two receptions for 26 yards.
- Hauled in a career-long 41-yard pass at Washington (11/24).
- In his home state of North Carolina, tallied his first career touchdown reception, a 17-yard pass, at Carolina (12/15).

2023:

- Played in seven games and was inactive for 11, playing on special teams and catching six passes for 64 yards on offense.
- Made his NFL debut on offense and special teams but did not record any stats against the N.Y. Jets (9/17).
- Registered his first career receiving statistics - four receptions for 39 yards against the N.Y. Giants (11/12).

COLLEGE:

- Started all 12 regular season games as a super senior in 2022 and ranked second on the team in both receptions (33) and receiving yards (504), both career-highs, along with a receiving touchdown, helping South Carolina (eight wins) to its highest win total since 2017.
- Started each of the first six games and caught 14 passes for 181 yards with a touchdown before missing the second half of 2021 due to personal reasons.
- Transferred to Tarleton State for the 2020 spring semester before transferring to South Carolina in the fall, playing in each of the Gamecocks final six contests, starting the final four. Finished the season with 11 receptions for 100 yards.
- Appeared in 12 games in 2019, where he earned first-team All-South Atlantic Conference honors after reeling in 35 receptions for 751 yards and six touchdowns.
- Played in all 12 games as a freshman in 2018, catching 17 passes for 297 yards and four touchdowns while leading Wingate to the second round of the NCAA Division II playoffs.

PERSONAL:

- Graduated from Hickory Ridge High School in Harrisburg, N.C., and caught 44 passes for 771 yards and nine touchdowns during his senior season.
- Member of the Wingate track and field team as a freshman, competing in sprints and jumps.
- Majored in sports and entertainment management at South Carolina.

COMMUNITY:

- Play 60 Week events.
- 2023 Rookie Club presented by Blockchain.com.
- Training Camp - Community Corner and Back Together Saturday.
- Training Camp Heroes Day.
- 2023 Early Thanksgiving at The Salvation Army.
- 2023 Prison Fellowship Camp.
- 2023 Character Playbook - Black History Month.
- 2024 Dallas Cowboys Draft Day/Fan Appreciation Party.
- 2025 National Medal of Honor Museum Tour.
- 2025 STEM Field Day with Boys and Girls Club and The Salvation Army youth.
- Dairy Max Tackle Reading at local elementary schools.
- Make-A-Wish Foundation of North Texas.
- Annual Team Holiday Hospital Visits.

BROOKS' COWBOYS TOTALS

Year Team	GP-GS	RECEIVING					RUSHING				
		No	Yds	Avg	Long	TD	No	Yds	Avg	Long	TD
2023 Dallas.....	7-0	6	64	10.7	24	0	0	0	0.0	0	0
2024 Dallas.....	14-1	12	177	14.8	41	1	0	0	0.0	0	0
Totals.....	21-1	18	241	13.4	41	1	0	0	0.0	0	0
Playoffs											
2023 Dallas.....	0-0	0	0	0.0	0	0	0	0	0.0	0	0

EARNEST BROWN
51 • Defensive End

6-5 • 308 • 1/8/99
Northwestern • FA-'24
NFL: 4th Year • Cowboys: 2nd Year
Games/Starts: 2024-3/0-TB: Career-15/3
Postseason: 2024-0/0; Career-0/0



PRO: The Dallas Cowboys signed Earnest Brown off Tampa Bay's practice squad in Week 18 of the 2024 season. Brown, originally a fifth round selection (174th overall) of the LA Rams in the 2021 NFL Draft, grew up in nearby Denton, Texas, and attended Billy Ryan High School. In his NFL career, Brown has appeared in 12 games, all for the LA Rams, with three starts and amassed 14 tackles and one for loss.



TRANSACTION SUMMARY:

- 1/1/25:** Signed to Dallas' active roster.
- 12/27/24:** Released by Tampa Bay and signed to Tampa Bay's practice squad (12/31).
- 5/22/24:** Signed with Tampa Bay, placed on Reserve/Injured with a rib injury (9/6) and activated (10/21).
- 2/15/24:** Signed a Futures contract with San Francisco and waived (5/14).
- 1/8/24:** Released by the LA Rams, signed to the LA Rams practice squad (1/10) and waived (1/22).
- 12/24/22:** Signed to the LA Rams active roster.
- 2/15/22:** Signed a Futures contract with the LA Rams, waived (8/30) and signed to the LA Rams practice squad (8/31).
- 8/31/21:** Released and signed to the LA Rams practice squad (9/1).
- 5/1/21:** Drafted in the fifth round (174th overall) by the LA Rams.

2024 (San Francisco/Tampa Bay/Dallas):

- Signed with San Francisco as a Reserve/Future in February but was waived in the spring.
- Signed with Tampa Bay in May and started the season on Reserve/Injured with a rib injury, missing the first six games.
- Played in three games and was inactive for the next six contests before being released in Week 17 and signing to Tampa Bay's practice squad.
- Signed by Dallas off Tampa Bay's practice squad on Jan. 1, 2025 but was inactive against Washington (1/5/25).

2023 (LA Rams):

- Appeared in seven games and notched five tackles.

2022 (LA Rams):

- Started the first 12 weeks of the season on the practice squad before playing the final five games, tallying nine tackles
- Made his NFL debut against Las Vegas (12/8).
- Set a career-high with five tackles in the season finale against Seattle (1/8/23)

2021 (LA Rams):

- Released at the cutdown date after training camp and spent his entire rookie season on the practice squad.

COLLEGE:

- Appeared in 39 career games at Northwestern, amassing 66 tackles, 7.0 sacks, nine pass breakups, one forced fumble and a fumble recovery.
- As a senior in 2020, played in nine games and logged 32 tackles, 1.0 sack, four pass breakups and a fumble recovery.
- In 2019 played in six games and had 15 tackles, 2.0 sacks and two pass breakups.
- As a sophomore, appeared in 14 games and totaled 22 tackles, 7.5 for loss and a career-best 4.0 sacks.
- Played in 11 games as a true freshman and was primarily a reserve defensive end.

PERSONAL:

- Attended Billy Ryan High School in Denton, Texas, where he led the team to the Class 5A state semifinals as a senior. Over his final two seasons, totaled 57 tackles for loss and 20.0 sacks.
- Named the 2016 District 5-6A Defensive Player of the Year.
- Also played basketball in high school, where he was a team captain.

BROWN'S NFL TOTALS

Year Team	GP-GS	DEFENSE								INTERCEPTIONS					FUMBLES REC					
		ST	AT	TT	Sks-Yds	Tkl/Ls	QB Prs	PBU	FF	No	Yds	Avg	Lg	TD	No	Yds	Avg	Lg	TD	
2021 LA Rams	0-0	PRACTICE SQUAD								PRACTICE SQUAD					PRACTICE SQUAD					
2022 LA Rams	5-3	3	6	9	0.0(0)	0(0)	0	0	0	0	0	0	0	0	0	0	0	0	0	0
2023 LA Rams	7-0	5	2	7	0.0(0)	0(0)	0	0	0	0	0	0	0	0	0	0	0	0	0	
2024 Tampa Bay	3-0	0	0	0	0.0(0)	0(0)	0	0	0	0	0	0	0	0	0	0	0	0	0	
Totals	15-3	5	9	14	0.0(0)	0(0)	0	0	0	0	0	0	0	0	0	0	0	0	0	
Playoffs																				
2021 LA Rams	0-0	PRACTICE SQUAD								PRACTICE SQUAD					PRACTICE SQUAD					
2023 LA Rams	0-0	PRACTICE SQUAD								PRACTICE SQUAD					PRACTICE SQUAD					
Totals	0-0	0	0	0	0.0(0)	0(0)	0	0	0	0	0	0	0	0	0	0	0	0	0	

JOSH BUTLER

31 • Cornerback

6-0 • 192 • 11/25/96

Michigan State • FA -23

NFL: 2nd Year • Cowboys: 2nd Year

Games/Starts: 2024-5/3; Career-5/3

Postseason: 2024-0/0; Career-0/0

PRO: Josh Butler signed with the Dallas Cowboys prior to training camp in 2023 after spending the spring with the USFL's Michigan Panthers. Butler, a Dallas native, spent his entire first season with the franchise on the practice squad. In 2024, with the Cowboys secondary decimated with injuries, Butler stepped up and made an immediate impact on the field. He played in five games with three starts and recorded 20 tackles, a sack and five pass breakups before suffering a season-ending knee injury in Week 14 against Cincinnati (12/9). After a breakout season that was cut short, Butler will continue to compete for a spot in Dallas' secondary entering 2025.

TRANSACTION SUMMARY:

- 12/9/24:** Placed on Reserve/Injured with a knee injury.
- 8/27/24:** Waived, signed to Dallas' practice squad (8/28) and activated (11/18).
- 1/15/24:** Signed with Dallas as a Future.
- 8/29/23:** Released by Dallas and signed to Dallas' practice squad (8/30).
- 7/26/23:** Signed with Dallas as a free agent.



2024:

- Elevated from the practice squad for two games - at Atlanta (11/3) and against Philadelphia (11/10) - before signing to the active roster during Week 11.
- Played in five games, starting three, before suffering a season-ending knee injury against the N.Y. Giants (11/28). Accumulated 20 tackles, one sack and five pass breakups.
- Elevated from the practice squad and made his NFL debut at Atlanta (11/3), playing primarily on special teams.
- Started his first career game against Houston (11/18), tallying five tackles and a pass breakup.
- At Washington (11/24) registered a career-high 11 tackles, his first career sack and three pass breakups, tied for the most pass breakups in a game by an undrafted Cowboys player since 1994.

2023:

- Signed with Dallas as a free agent, went to training camp and was released at the cutdown date before signing to the Cowboys practice squad for the entire season.

2023 (USFL):

- Signed with the Michigan Panthers prior to the 2023 USFL season, where he notched 29 tackles in 10 starts.

COLLEGE:

- Four-year letterwinner who appeared in 43 career games with 16 starts at Michigan State, finishing with 54 tackles, 11 pass breakups, 3.5 tackles for loss and a sack.
- Recorded a career-high 25 tackles and tied for second on the team with a career-high five pass breakups while playing all 13 games as a senior in 2019.
- Played in six games, with five starts, and totaled 10 tackles and three breakups. Missed the last seven games of the 2018 season due to injuries.
- As a sophomore, played in all 13 games with four starts, recording 12 tackles and three pass breakups.
- In 2016 as a redshirt freshman, played all 12 games, primarily on special teams.
- Redshirted as a true freshman.

PERSONAL:

- Attended West Mesquite, Texas, High School, where he was named first-team all-district as a kick returner in his senior season despite playing only five games (knee).
- Earned both his bachelor's and master's degrees in media and information from Michigan State.

COMMUNITY:

- 2023 Rookie Club presented by Blockchain.com.
- 2023 Early Thanksgiving at The Salvation Army.
- 2023 My Cause My Cleats campaign.
- 2024 NFL My Cause My Cleats Campaign - Susan G. Komen.
- 2024 Dallas Cowboys Draft Day/Fan Appreciation Party.
- 2024 Hope Lodge Crucial Catch Event.
- Training Camp - Community Corner and Back Together Saturday.
- Play 60 Week events.
- Annual Team Holiday Hospital Visits.

BUTLER'S COWBOYS TOTALS

Year Team	GP-GS	DEFENSE								INTERCEPTIONS				FUMBLES REC						
		ST	AT	TT	Sks- Yds	TkL/ Ls	QB Prs	PBU	FF	No	Yds	Avg	Lg	TD	No	Yds	Avg	Lg	TD	
2023 Dallas	0-0				PRACTICE SQUAD								PRACTICE SQUAD				PRACTICE SQUAD			
2024 Dallas	5-3	16	4	20	1.0(0)	0(0)	0	5	0	0	0	0	0.0	0	0	0	0.0	0	0	
Totals	5-3	16	4	20	1.0(0)	0(0)	0	5	0	0	0	0	0.0	0	0	0.0	0	0		

SINGLE-GAME HIGHS

Tackles – 11 at Washington, 11/24/24
Pass Breakups – 3 at Washington, 11/24/24

PARRIS CAMPBELL
80 • Wide Receiver

6-0 • 210 • 7/16/97
 Ohio State • UFA(Phi)-25
 NFL: 7th Year • Cowboys: 1st Year
 Games/Starts: 2024-5/0-Phi; Career-49/27
 Postseason: 2024-3/0; Career-3/0



PRO: The Dallas Cowboys signed Parris Campbell during 2025 free agency, adding experience to a young wide receivers room. Campbell, who was selected 59th overall by Indianapolis in the 2019 NFL Draft, struggled with injuries his first three seasons before finding more production in 2022, tallying a career-high 623 yards and three touchdowns on 63 receptions. Through six seasons in the NFL, Campbell has amassed 123 receptions for 1,117 yards and six touchdowns. He will be counted on as an option opposite CeeDee Lamb.

TRANSACTION SUMMARY:

- 3/15/25:** Signed a one-year contract with Dallas through 2025.
8/27/24: Released by Philadelphia and signed to Philadelphia's practice squad (8/28).
4/1/24: Signed a one-year contract with Philadelphia through 2024.
3/16/23: Signed a one-year contract with the N.Y. Giants through 2023.
10/19/21: Placed on Reserve/Injured with a foot injury.
9/22/20: Placed on Reserve/Injured with a knee injury.
12/9/19: Placed on Reserve/Injured with a foot injury.
4/26/19: Drafted in the second round (59th overall) by Indianapolis.

2024 (Philadelphia):

- Signed a one-year contract with Philadelphia during free agency. Attended training camp with the team before being released at the roster cutdown date and signing to the practice squad.
- Appeared in five games, recording six catches for 30 yards and a touchdown.
- Member of Super Bowl LIX Champion squad.

2023 (N.Y. Giants):

- Signed a one-year contract with the N.Y. Giants during free agency.
- Appeared in 12 games with three starts, recording 20 receptions for 104 yards.
- Made his Giants debut against Dallas (9/10), starting at wide receiver.

2022 (Indianapolis):

- Played in 17 games with 16 starts, totaling a career-high 623 receiving yards and three touchdowns on 63 receptions.
- Tallied a career-high 76 yards on seven receptions at Las Vegas (11/13).

2021 (Indianapolis):

- Appeared in six games with three starts, totaling 162 yards and one touchdown on 10 receptions.
- Spent majority of the season on Reserve/Injured after a foot injury against Houston (10/17).
- Returned in Week 18 at Jacksonville (1/9/22).

2020 (Indianapolis):

- Started the first two games, recording 71 yards on six catches and 16 rushing yards on two attempts.
- Spent majority of the season on Reserve/Injured after suffering a PCL tear against Minnesota (9/20).

2019 (Indianapolis):

- Saw action in seven games with three starts, posting 127 receiving yards and one touchdown on 18 catches and 34 rushing yards on four attempts.
- Made his NFL debut at the LA Chargers (9/8), recording one reception for one yard and seven rushing yards on one attempt.
- Nabbed his first career touchdown in Week 2 at Tennessee (9/15), a 12-yard touchdown reception.
- Placed on Reserve/Injured in December after breaking his foot at Tampa Bay (12/8).

COLLEGE:

- Played five seasons (2014-18) at Ohio State, totaling 1,647 yards and 15 touchdowns on 130 catches through 48 career games with 38 career starts.
- In 2018 nabbed 90 receptions for 1,063 yards and 12 touchdowns, becoming the fifth Ohio State receiver to record 1,000+ yards in a season. Named to All-Big Ten first-team.
- Saw action in 13 games with 12 starts in 2017 as a junior, tallying 584 yards and three touchdowns on 40 grabs.
- Recorded 584 return yards in 2016 as a sophomore, claiming third in Ohio State single season history.
- As a redshirt freshman in 2015, played in eight games but did not record any receiving stats.
- Redshirted as a true freshman in 2014.

PERSONAL:

- Graduated from Ohio State with a degree in sociology.
- Attended St. Vincent-St. Mary High School in Akron, Ohio, also LeBron James' alma mater.
- Two-time state champion at St. Vincent-St. Mary, rushing for 1,584 yards and 22 touchdowns in his senior season on his way to all-state honors.
- Also competed in track and field, breaking the Ohio state record in the 60-meter dash (6.85) at the 2014 indoor championships.
- Hosts "Kickin It With Christ" podcast with his wife, Taylor.
- He and his wife have two children, Kai and Skylar.

COMMUNITY:

- 2025 Parris Campbell Jr. Annual Youth Football Camp hosted at St. Vincent Mary High School in Akron, Ohio.

CAMPBELL'S NFL TOTALS

Year Team	GP-GS	RECEIVING					RUSHING				
		No	Yds	Avg	Long	TD	No	Yds	Avg	Long	TD
2019 Indianapolis.....	7-3	18	127	7.1	27	1	4	34	8.5	22	0
2020 Indianapolis.....	2-2	6	71	11.8	21	0	2	16	8.0	9	0
2021 Indianapolis.....	6-3	10	162	16.2	51t	1	0	0	0.0	0	0
2022 Indianapolis.....	17-16	62	623	9.9	49	3	5	58	11.6	28	0
2023 NY Giants	12-3	20	104	5.2	17	0	0	0	0.0	0	0
2024 Philadelphia	5-0	6	30	5.0	7	1	0	0	0.0	0	0
Totals.....	49-27	123	1,117	9.1	51t	6	11	108	9.8	28	0
Playoffs											
2024 Philadelphia.....	3-0	0	0	0.0	0	0	0	0	0.0	0	0
Totals.....	3-0	0	0	0.0	0	0	0	0	0.0	0	0

ADDITIONAL STATISTICS

Kickoff Returns – 2019 (7 for 175 yards);
 2023 (8 for 191 yards)

SINGLE-GAME HIGHS

Receptions – 10 at Tennessee, 10/23/22
Receiving Yards – 76 at Las Vegas, 11/13/22
Long Reception – 51t, vs. Houston, 10/17/21

CAELEN CARSON

21 • Cornerback

(KAY-lin)

6-0 • 198 • 3/3/02

Wake Forest • D5-23 (174th overall)

NFL: 2nd Year • Cowboys: 2nd Year

Games/Starts: 2024-6/5; Career-6/5

Postseason: 2024-0/0; Career-0/0



PRO: The Dallas Cowboys added a quality corner to their secondary with the selection of Caelen Carson out of Wake Forest in the fifth round (174th overall) of the 2024 NFL Draft. Carson, who grew up just south of Washington D.C., spent four seasons at Wake Forest, often shadowing the opponent's top receiver. He accounted for 29 pass breakups over his 36 career games and became a proven tackler, tallying 120 career stops with the Demon Deacons. In his first pro season, Carson battled through a shoulder injury early in the season and was eventually placed on season-ending Reserve/Injured in Week 13. He will battle for a starting spot in Dallas' secondary as he enters his second season with the club in 2025.

TRANSACTION SUMMARY:

11/27/24: Placed on Reserve/Injured with a shoulder injury.

4/27/24: Drafted in the fifth round (174th overall) by Dallas.

2024:

- Appeared in six games as a rookie, with five starts, where he notched 27 tackles and four pass breakups before suffering a season-ending shoulder injury.
- Made his NFL debut and first career start at Cleveland (9/8), tallying four tackles and two pass breakups.
- Notched a career-high seven tackles against Baltimore (9/22).

COLLEGE:

- Started all 11 games he played as a senior in 2023, finishing with a team-high eight pass breakups, 42 tackles, one tackle for loss, one forced fumble and a fumble recovery.
- Started eight games as a junior in 2022 and helped lead the Demon Deacons to their seventh consecutive bowl game, including back-to-back bowl wins with a victory over Missouri in the Gasparilla Bowl.
- In a historic 2021 season where Wake Forest won the ACC Atlantic division, played in nine games and finished with 31 tackles, seven pass breakups and a career-best two interceptions as a sophomore.
- In his freshman season, posted 22 tackles, five pass breakups, a fumble recovery and an interception.

PERSONAL:

- Named first-team All-Southern Maryland as a senior after recording three interceptions, eight pass breakups and 40 tackles for North Point High School in Waldorf, Md.
- Also lettered in basketball and track and field.
- Earned his degree in communications from Wake Forest.

COMMUNITY:

- 2024 Rookie Club: Everybody Plays Field Day.
- Inspire Change Prison Fellowship Camp.
- Annual Team Holiday Hospital Visits.

CARSON'S COWBOYS TOTALS

Year Team	GP-GS	DEFENSE			INTERCEPTIONS					FUMBLES REC									
		ST	AT	TT	Sks-Yds	Tkl/Ls	QB Prs	PBU	FF	No	Yds	Avg	Lg	TD					
2024 Dallas	6-5	24	3	27	0.0(0)	0(0)	0	4	0	0	0	0.0	0	0	0	0	0.0	0	0

SAAHDIQ CHARLES

77 • Guard

(suh-DEEK)

6-4 • 328 • 7/26/99

Louisiana State • FA-25

NFL: 5th Year • Cowboys: 1st Year

Games/Starts: 2024-0/0-Retired; Career-35/18

Postseason: 2024-0/0; Career-0/0



PRO: Saahdiq Charles signed with the Dallas Cowboys in 2025 after reconsidering a decision to retire prior to the 2024 regular season. Charles, originally a fourth round draft pick (108th overall) in 2020 by the Washington Commanders, has played in 35 games with 18 starts across three different positions on the offensive line in his NFL career. Still only 25 years old and just six years removed from winning a Collegiate National Championship at LSU, Charles has the positional versatility and pedigree to fight for a starting job in Dallas.

TRANSACTION SUMMARY:

- 4/9/25:** Signed a one-year deal with Dallas through 2025.
8/6/24: Placed on Reserve/Retired and released (3/12/25).
3/15/24: Signed a one-year deal with Tennessee through 2024.
10/28/23: Placed on Reserve/Injured with a calf injury and activated (12/15).
1/6/23: Placed on Reserve/Injured with a concussion.
10/24/20: Placed on Reserve/Injured with a knee injury.
4/25/20: Drafted in the fourth round (108th overall) by Washington.

2024 (Tennessee):

- Signed with Tennessee in free agency, went to training camp with the Titans, but decided to retire prior to the regular season.

2023 (Washington):

- Started 10 games and played 11 at left guard in his fourth season, missing six games with a calf injury.
- Established himself as a key piece along the interior of the Commanders offensive line, earning the starting job at left guard for the season opener against Arizona (9/10).
- Suffered a calf injury in Week 7 at the N.Y. Giants (10/22) and was placed on Reserve/Injured.
- Returned to action after his stint on injured reserve and played the final four games of the season, starting three at left guard.

2022 (Washington):

- Played in 13 games with three starts at right guard, missing the final four games of the season with a concussion that forced him to Reserve/Injured prior to the regular season finale.
- Started three consecutive games at right guard, beginning against Tennessee (10/9), then at Chicago (10/13) and against Green Bay (10/23).
- Suffered a concussion at the N.Y. Giants (12/4) and missed the remainder of the season.

2021 (Washington):

- Returned from injury as a versatile cog along the Commanders offensive line, seeing action in 10 games with starts at right tackle (one), right guard (two) and left guard (one).
- Started his first game of the season at Denver (10/31) when he lined up at right tackle.
- Finished the season with starts at both guard positions in the final three games at Philadelphia (12/21), at Dallas (12/26) and against Philadelphia (1/2/22).

2020 (Washington):

- Was inactive for the first five games of his rookie season before starting one game at left guard where he suffered a knee injury that forced him to miss the remainder of the year.
- Made his NFL debut and first career start at left guard against the N.Y. Giants (10/18) before leaving with a knee injury.

COLLEGE:

- Played in 32 games with 28 starts in his three years at Louisiana State, starting 26 times at left tackle, once at right tackle and once at right guard.
- Helped pave the way for LSU running backs going over the 1,000-yard mark all three seasons he was on the offensive line from 2017-19.
- As a junior in 2019 was a key member of a Tigers offensive line that was named the Joe Moore Award winner for the top unit in the nation, starting at left tackle in nine games while helping the Tigers capture the College Football National Championship.
- Started 10 games at left tackle as a sophomore in 2018.
- Played in all 13 games with nine starts on the offensive line (seven at left tackle, one at right tackle, one at right guard) and earned a spot on the Freshman All-SEC team in 2017.

PERSONAL:

- Attended Madison-Ridgeland, Miss., Academy, where he was considered one of the top players in the state of Mississippi as a senior in 2016 after transitioning from the defensive line to offensive line.
- Grew up in New Orleans until his family was displaced by Hurricane Katrina in 2005.
- Majored in sport administration at LSU.

CHARLES' NFL TOTALS

GAMES/STARTS (regular season, playoffs): 2020 (1/1); 2021 (10/4); 2022 (13/3); 2023 (11/10); 2024 (0/0-Reserve/Retired). **Totals: 35/18.**

DAMONE CLARK

(duh-MONE)

18 • Linebacker

6-2 • 245 • 6/28/00

Louisiana State • D5c-22 (176th overall)

NFL: 4th Year • Cowboys: 4th Year

Games/Starts: 2024-14/2; Career-41/24

Postseason: 2024-0/0; Career-3/1



PRO: The Dallas Cowboys drafted a player with big-time potential when they selected Damone Clark in the fifth round (176th overall) of the 2022 NFL Draft. Clark, a linebacker out of LSU, was projected to be a high pick before he had spinal fusion surgery to correct a herniated disc discovered in the pre-draft process. He began his rookie season on the Reserve/NFL list as he recovered and returned to play in 10 games with five starts, amassing 50 tackles and two forced fumbles in a prominent role on the Cowboys defense. Clark started all 17 games in 2023 and the lone playoff contest for Dallas in his second season, registering a team-leading 115 tackles and career-bests in tackles for loss (four), quarterback pressures (eight) and pass breakups (three), along with two special teams tackles. In 2024 he played in 14 games with two starts. As he enters 2025, Clark will get to learn under new defensive coordinator Matt Eberflus, who has a detailed background coaching linebackers.

TRANSACTION SUMMARY:

8/30/22: Placed on Reserve/NFI and activated (10/26).
4/30/22: Drafted in the fifth round (176th overall) by Dallas, **2024:**

- Saw action in 14 games - inactive for three - and recorded 25 tackles, a half sack, one tackle for loss and one pass breakup while also contributing on special teams with four tackles.
- Made his second start of the season against Detroit (10/13), leading the team with nine tackles and picked up a half sack, one tackle for loss and a pass breakup.

2023:

- Started the season opener at the N.Y. Giants (9/10) and contributed five tackles. Part of a defense whose 40-0 victory marked the largest shutout in Cowboys history and the largest shutout in a NFL season opener since 1999 when Pittsburgh defeated Cleveland 43-0.
- Led the defense with nine tackles and added a tackle on special teams at Arizona (9/24), then tallied a team-best nine tackles and a career-high two quarterback pressures at the LA Chargers (10/16).
- Registered a team-high and career-best 11 tackles with a tackle for loss, passing 100 career tackles at Philadelphia (11/5).
- Led the team with a career-high tying 11 tackles along with two quarterback pressures at Buffalo (12/17), then passed 100 tackles on the season at Miami (12/24), recording nine takedowns.
- Tallied a team-best 10 tackles while also adding a tackle for loss and a quarterback pressure as he made his first career postseason start against Green Bay (1/14/24).

2022:

- Started the season on Reserve/NFI as he recovered from spinal fusion surgery and missed the first seven games of the year, returning to the field in October and finishing with 50 tackles and two forced fumbles in 10 games played. Added three tackles on special teams.
- Activated from Reserve/NFI against Chicago (10/30) and made his NFL debut to the tune of six tackles and a pressure.
- Made his first career start at Minnesota (11/20) and recorded four tackles.
- Registered a career-high 11 tackles at Jacksonville (12/18), his first double-digit tackle game.

COLLEGE:

- One of the top linebackers in LSU history, played in 50 collegiate games and finished his career with 249 tackles, 23.5 tackles for loss and 7.0 sacks while earning the coveted No. 18 jersey as the leader of the defense in 2020 and 2021.
- A finalist for the Butkus Award and second-team All-America and All-SEC as a senior in 2021, led the SEC and ranked second in the nation in both tackles (135) and tackles-per-game (11.2), while recording double-digit takedowns in eight games. His 135 tackles ranked as the fourth-highest single-season total in school history
- Started five-of-10 games played as a junior and tied the team lead in tackles (63), added four tackles for loss and a sack.
- Started three-of-15 games played as a sophomore and finished sixth on the team with 50 tackles to go along with four tackles for loss and 3.5 sacks.
- Played in 12 games with no starts as a true freshman and saw action mainly on special teams but recorded one tackle on the year while he trained behind future Tampa Bay Buccaneers first round draft pick Devin White.

PERSONAL:

- Rated as the No. 7 player in the state of Louisiana and No. 18 inside linebacker nationally by Rivals out of Southern Lab High School in Baton Rouge, La., where he was part of two state title teams during his prep career.
- Nominated to participate in the Army All-American Bowl Game.
- Originally from New Orleans, his family relocated to Baton Rouge when he was five due to Hurricane Katrina.
- Graduated in December of 2021 with a degree in sports administration from LSU.
- Has a daughter, Dakotah.

COMMUNITY:

- 2022 Reliant Home Run Derby benefiting the Salvation Army.
- 2022-24 Dallas Cowboys Draft Day/Fan Appreciation Party.
- 2022 Rookie Club presented by Blockchain.com.
- Training Camp - Community Corner and Back Together Saturday.
- Training Camp Heroes Day.
- 2022-23 NFL My Cause My Cleats Campaign.
- 2024 NFL My Cause My Cleats Campaign - South Baton Rouge Jaguars youth football.
- 2022-23 Early Thanksgiving at The Salvation Army.
- 2023 Taste of the Cowboys Youth Challenge.
- 2025 Taste of the Cowboys Youth Challenge.
- 2025 National Medal of Honor Museum Tour.
- 2025 Damone Clark Youth Football Camp in Baton Rouge, La.
- Annual Team Holiday Hospital Visits.

CLARK'S COWBOYS TOTALS

Year Team	GP-GS	DEFENSE						INTERCEPTIONS					FUMBLES REC							
		ST	AT	TT	Sks-Yds	Tkl/Ls	QB	Prs	PBU	FF	No	Yds	Avg	Lg	TD	No	Yds	Avg	Lg	TD
2022 Dallas.....	10-5	32	18	-	50	0.0(0)	1(-3)	1	0	2	0	0	0.0	0	0	0	0.0	0	0	0
2023 Dallas.....	17-17	71	44	-	115	0.0(0)	4(-13)	8	3	0	0	0	0.0	0	0	0	0.0	0	0	0
2024 Dallas.....	14-2	13	12	-	25	0.5(-4)	1(-3)	0	1	0	0	0	0.0	0	0	0	0.0	0	0	0
Totals.....	41-24	116	74	-	190	0.5(-4)	6(-19)	9	4	2	0	0	0.0	0	0	0	0.0	0	0	0
Playoffs																				
2022 Dallas.....	0-0	0	0	-	0	0.0(0)	0(0)	0	0	0	0	0	0.0	0	0	0	0.0	0	0	0
2023 Dallas.....	1-1	6	4	-	10	0.0(0)	1(-3)	1	0	0	0	0	0.0	0	0	0	0.0	0	0	0
Totals.....	1-1	6	4	-	10	0.0(0)	1(-3)	1	0	0	0	0	0.0	0	0	0	0.0	0	0	0

ADDITIONAL STATISTICS

Special Teams Tackles – 2022 (2-1-3); 2023 (2-0-2); 2024 (3-1-4). **Totals (7-2-9).**
Playoffs – 2022 (0-1-1, 1 FR).

SINGLE-GAME HIGHS

Tackles – 11, three times, last at Buffalo, 12/17/23
Playoffs – 10 vs. Green Bay, 1/14/24.
Tackles for Loss – 2, three times, last at Buffalo, 12/17/23
Playoffs – 1 vs. Green Bay, 1/14/24.

CLARK'S CAREER GAME-BY-GAME
DEFENSE

2022 (Dallas)							
Game	ST	AT	TT	Sks Yds	Tk/ Ls	QB Prs	PBU
L-TB 9/11.....				RESERVE/NFI			
W-Cin 9/18.....				RESERVE/NFI			
W-@ NYG 9/26.....				RESERVE/NFI			
W-WAS 10/2.....				RESERVE/NFI			
W-@ LAR 10/9.....				RESERVE/NFI			
L-@ Phi 10/16.....				RESERVE/NFI			
W-Det 10/23.....				RESERVE/DFR			
W-Chi 10/30.....	3	3	-	6			1
L-@ GB 11/13.....	1	0	-	1			
W-@ Min 11/20.....	3	1	-	4			
W-NYG 11/24.....	6	1	-	7			
W-Ind 12/4.....	2	0	-	2			
W-Hou 12/11.....	2	3	-	5			
L-@ Jac 12/18.....	6	5	-	11			
W-Phi 12/24.....	2	3	-	5			
W-@ Ten 12/29.....	4	2	-	6		1(-3)	
L-@ Was 1/8/23.....	3	0	-	3			
Totals	32	18	-	50		1(-3)	1

Playoffs

W-@ TB 1/16/23.....
L-@ SF 1/22/23.....

2023 (Dallas)							
Game	ST	AT	TT	Sks Yds	Tk/ Ls	QB Prs	PBU
W-@ NYG 9/10.....	2	3	-	5			
W-NYJ 9/17.....	1	0	-	1			
L-@ Ari 9/24.....	6	3	-	9			
W-NE 10/1.....	4	2	-	6		1(-2)	
L-@ SF 10/8.....	4	4	-	8			
W-@ LAC 10/16.....	6	3	-	9		2	
W-LAR 10/29.....	4	3	-	7		1	
L-@ Phi 11/5.....	8	3	-	11		1(-1)	

2023 (Dallas), cont.								
Game	ST	AT	TT	Sks Yds	Tk/ Ls	QB Prs	PBU	
W-NYG 11/12.....	3	1	-	4				
W-@ Car 11/19.....	2	5	-	7		1(-2)	1	
W-Was 11/23.....	7	2	-	9		1(-8)	2	
W-Sea 11/30.....	3	2	-	5			1	
W-Phi 12/10.....	2	3	-	5			1	
L-@ Buf 12/17.....	8	3	-	11		2		
L-@ Mia 12/24.....	5	4	-	9				
W-Det 12/30.....	3	1	-	4				
W-@ Was 1/7/24.....	3	2	-	5			1	
Totals	71	44	-	115		4(-13)	8	3

Playoffs

L-GB 1/14/24.....	6	4	-	10		1(-3)	1
-------------------	---	---	---	----	--	-------	---

2024 (Dallas)

Game	ST	AT	TT	Sks Yds	Tk/ Ls	QB Prs	PBU
W-@ Cle 9/8.....	2	2	-	4			
L-NO 9/15.....	5	2	-	7			
L-Bal 9/22.....	2	2	-	4			
W-@ NYG 9/26.....	0	0	-	0			
W-@ Pit 10/6.....	0	0	-	0			
L-Det 10/13.....	4	5	-	9	0.5(-4)	1(-3)	1
L-@ SF 10/27.....							
L-@ Atl 11/3.....							
L-Phi 11/10.....							
L-Hou 11/18.....						INACTIVE	
W-@ Was 11/24.....							
W-NYG 11/28.....							
L-Cin 12/9.....						INACTIVE	
W-@ Car 12/15.....							
W-TB 12/22.....	0	1	-	1			
L-@ Phi 12/29.....							
L-Was 1/5/25.....						INACTIVE	
Totals	13	12	-	25	0.5(-4)	1(-3)	1

TREVON DIGGS

7 • Cornerback

(TRAY-von)

6-1 • 204 • 9/20/98

Alabama • D2-'20 (51st overall)

NFL: 6th Year • Cowboys: 6th Year

Games/Starts: 2024-11/1: Career-58/57

Postseason: 2024-0/0: Career-3/3



PRO: The Dallas Cowboys bolstered their defensive backfield when they selected Trevon Diggs - one of the top cornerbacks and one of the best all-around athletes - in the second round (51st overall) of the 2020 NFL Draft. Diggs, who started his collegiate career as a receiver at Alabama, made the switch to defense as a sophomore and continued to improve each season. As a rookie in Dallas, Diggs started 11 of the 12 games he played, missing four in the middle of the season with a broken foot. Diggs finished his rookie season as the first Cowboys rookie to lead the team outright in interceptions (three) since Terence Newman in 2003, and the first rookie to lead the team in breakups (14). Diggs had a breakout year in his second season, leading the NFL and tying a franchise record with 11 interceptions - returning two for touchdowns - making him the first Cowboy to lead the NFL in picks since Everson Walls in 1981. Diggs was named a Pro Bowl starter and earned first-team All-Pro honors for his efforts. Diggs grew into a complete cover corner as a third-year player, often shadowing the opponent's best receiver while recording three interceptions and 14 pass breakups en route to his second straight Pro Bowl in 2022. On the eve of training camp in 2023, Diggs signed a five-year extension that keeps him in Dallas through 2028 and rewarded his historic performance through his first three NFL seasons. He was off to another hot start through the first few weeks of 2023 before suffering a knee injury during practice prior to Week 3, forcing him to miss the remainder of his fourth season. After an off-season of physical rehab, Diggs returned to the starting lineup for the 2024 season opener and played 11 games before suffering a knee injury that sidelined him for the final six games. Diggs will once again work to return to the field in 2025 and return to his All-Pro form.

TRANSACTION SUMMARY:

- 12/21/24:** Placed on Reserve/Injured with a knee injury.
9/23/23: Placed on Reserve/Injured with a knee injury.
7/25/23: Signed a five-year contract extension through 2028.
11/18/20: Placed on Reserve/Injured with a foot injury and activated (12/19).
4/24/20: Drafted in the second round (51st overall) by Dallas.

2024:

- Started 11 games, accumulating 44 tackles, two interceptions and 11 pass breakups. Missed six contests, including the last four, with a season-ending knee injury that landed him on Reserve/Injured in the final month of the season.
- In his first game back from the 2023 ACL injury, posted five tackles, one interception and two breakups at Cleveland (9/8).
- Against Philadelphia (11/10), picked off Jalen Hurts in the end zone, marking his 20th career interception and third pick against Hurts in his five-year career.
- Tallied six tackles and a season-high three pass breakups against Cincinnati (12/9).

2023:

- Limited to only two games in 2023 after signing a five-year extension prior to training camp. Finished the year with six tackles, three pass breakups, one interception and a forced fumble.
- Posted three tackles, a pass breakup and a forced fumble in the season opener at the N.Y. Giants (9/10). Part of a defense whose 40-0 victory marked the largest shutout in Cowboys history and the largest shutout in a NFL season opener since 1999 when Pittsburgh defeated Cleveland 43-0.
- Tallied three takeaways, two pass breakups and an interception against the N.Y. Jets (9/17).
- Injured his knee in practice prior to Week 3 and was placed on season-ending Reserve/Injured.

2022:

- Earned a spot on the NFC Pro Bowl roster for the second straight season, recording a career-high 59 tackles, three interceptions, a team-leading 14 breakups and a fumble recovery.
- Became the first Cowboys corner since Deion Sanders (1996-99) to make the Pro Bowl in consecutive years.
- Recorded interceptions in back-to-back games, picking up his first of the year at the N.Y. Giants (9/26) and then following up with a pilfer against Washington (10/2). Added three breakups in each of those games.
- Picked off his third pass of the season against Detroit (10/23).
- Named a team captain at Green Bay (11/13) and finished with five tackles.

2021:

- Earned a spot on the NFC Pro Bowl roster while becoming the third Dallas Cowboy to lead the NFL in interceptions, finishing with a franchise-record tying 11.
- First-team All-Pro, becoming the first Dallas cornerback to earn the honors since Deion Sanders in 1999.
- Also led the team with 21 breakups and finished seventh with 56 tackles. Since pass breakups were tracked starting in 1984, he is the only player in NFL history with 11 interceptions and 20-plus breakups in a season.
- Had an interception in the opener at Tampa Bay (9/9), posted six tackles and a pick at the LA Chargers (9/19) and tallied three breakups and an interception he returned 59 yards for his first career touchdown against Philadelphia (9/27).
- Took home NFC Defensive Player of the Month (September) for his effort in the first month of the season - nine tackles, six breakups, three interceptions - one pick-six. Became the fourth Cowboy to win the award.
- After his PoM award for September, opened October with NFC Defensive Player of the Week honors for his four-tackle, two-interception performance against Carolina (10/3).
- Had six tackles, two breakups and his fifth straight game with an interception in the win over the N.Y. Giants (10/10). Became the second Cowboy (Don Bishop, 1961) with an interception in each of the first five games of a season and the fourth NFL player since the merger with six picks through the first five games.
- Extended his interception streak to six games to start the season with one he returned 42 yards for a touchdown at New England (10/17). Became the fourth player in NFL history - first since 2003 - to tally a pick in each of the first six games of a season. Added six tackles and a breakup in the win.
- Had his interception streak come to an end, failing to pick off a pass in the win at Minnesota (10/31).
- Added his eighth theft of the season, along with two tackles and a breakup, in the win over Atlanta (11/14).
- Picked off his ninth pass of the season to go with five tackles and a breakup at New Orleans (12/2), then was the defensive captain at Washington (12/12), finishing with two tackles and three breakups.
- Tied Walls (1981) for Dallas' single-season franchise record for interceptions, picking off his 11th pass of the season to go with two tackles and two breakups in the blowout win over Washington (12/26). The theft came on Washington's first offensive play of the game.
- Was Inactive/Illness for the season finale at Philadelphia (1/8/22), then notched four tackles in his playoff debut in the Wild Card game against San Francisco (1/16/22).

2020:

- Started 11 of the 12 games he played (missing four mid-season with a broken foot), becoming the first Cowboys rookie to lead the team outright in interceptions (three) since Terence Newman in 2003, the first rookie to lead the team in breakups (14) since Byron Jones in 2015 and the first to lead in both categories since 1984 when Dallas started tracking breakups. Diggs was also sixth on the defense with 57 tackles while adding one sack, one tackle for loss and a forced fumble.
- Made his NFL debut, starting the opener at the LA Rams (9/13) and had four tackles, becoming the first Dallas rookie corner to start a season opener since Morris Claiborne (2012). Also joined CeeDee Lamb and Terence Steele as starters, marking the first time the Cowboys had three rookies start an opener since 2002 (Antonio Bryant, Andre Gurode and Roy Williams).
- Had a season-best eight tackles to go with a breakup and his first career forced fumble at Seattle (9/27).
- Credited with his first career sack to go with eight tackles against Cleveland (10/4).
- Intercepted the first two passes of his career and logged a season-best four breakups at Philadelphia (11/1). Became the first Cowboys rookie with two interceptions since Sean Lee's pair at Indianapolis (12/5/10).
- Had seven tackles against Pittsburgh (11/8) before a foot injury landed him on Reserve/Injured.
- Returned to action against San Francisco (12/20) to the tune of four tackles, including his first tackle for loss, and a breakup.

COLLEGE:

- Returned from injury as a senior to start all 12 games and tied for the team lead with eight pass breakups while adding 37 tackles and tying for second on the team with three interceptions - returning one 84 yards for a touchdown. Also recovered two fumbles, returning one 100 yards for a score.
- Worked in as a starter as a junior but was limited to six starts in six games as a foot injury ended his season. Had 20 tackles, seven breakups, a forced fumble and his first career interception.
- Made the full-time switch to defense as a sophomore, while also handling some return duties, and notched six tackles and three breakups, and returned 18 punts for 154 yards (8.6 avg.) and two kickoffs for 74 yards.

- Saw time on both sides of the ball and at kickoff and punt returner as a true freshman, averaging 23.7 yards-per-kickoff return (seven for 166 yards), 10.0 yards-per-punt return (13 for 130), while catching 11 passes for 88 yards and a touchdown and five tackles and a forced fumble on defense.

PERSONAL:

- Was a standout receiver at Avalon High School in Gaithersburg, Md., and caught 78 passes for 1,008 yards and 15 touchdowns as a junior.
- Also played on Avalon's basketball team.
- Brother, Stefon, plays for the New England Patriots.

COMMUNITY:

- 2020 Rookie Club Salute to Service Week.
- 2022-23 Reliant Home Run Derby benefiting the Salvation Army.
- 2022-23 NFL My Cause My Cleats campaign.
- Training Camp - Community Corner and Back Together Saturday.
- Training Camp Heroes Day.
- Annual Team Holiday Hospital Visits.
- Make-A-Wish Foundation of North Texas.

DIGGS' COWBOYS TOTALS

Year Team	GP-GS	DEFENSE										INTERCEPTIONS					FUMBLES REC				
		ST	AT	TT	Sks-Yds	Tk/Ls	QB Prs	PBU	FF	No	Yds	Avg	Lg	TD	No	Yds	Avg	Lg	TD		
2020 Dallas	12-11	45	11	-	56	1.0(0)	1(-1)	0	14	1	3	43	14.3	33	0	0	0	0.0	0	0	
2021 Dallas	16-16	47	9	-	56	0.0(0)	0(0)	0	21	0	11	142	12.9	59t	2	0	0	0.0	0	0	
2022 Dallas	17-17	54	5	-	59	0.0(0)	0(0)	0	14	0	3	10	3.3	7	0	1	17	17.0	17	0	
2023 Dallas	2-2	4	2	-	6	0.0(0)	0(0)	0	3	1	1	8	8.0	8	0	0	0	0.0	0	0	
2024 Dallas	11-11	36	8	-	44	0.0(0)	0(0)	1	11	0	2	1	0.5	1	0	0	0	0.0	0	0	
Totals	58-57	182	34	-	216	1.0(0)	1(-1)	1	63	2	20	204	10.2	59t	2	1	17	17.0	17	0	
Playoffs																					
2021 Dallas	1-1	4	0	-	4	0.0(0)	0(0)	0	0	0	0	0	0.0	0	0	0	0	0.0	0	0	
2022 Dallas	2-2	3	3	-	6	0.0(0)	0(0)	0	0	0	0	0	0.0	0	0	0	0	0.0	0	0	
2023 Dallas	0-0	RESERVE/INJURED-Knee										RESERVE/INJURED					RESERVE/INJURED				
Totals	3-3	7	3	-	10	0.0(0)	0(0)	0	0	0	0	0	0.0	0	0	0	0	0.0	0	0	

ADDITIONAL STATISTICS

Punt Returns – 2021 (2 for 10 yards).

SINGLE-GAME HIGHS

Tackles – 8 at Seattle, 9/20/20, vs. Cleveland, 10/4/20 and vs. Chicago, 10/30/20

Solo Tackles – 8 at Seattle, 9/20/20

PBUs – 4 at Philadelphia, 11/1/20

Interceptions – 2 at Philadelphia, 11/1/20 and vs. Carolina, 10/3/21

DIGGS' INTERCEPTIONS BY QUARTERBACK

(20 total)

Jalen Hurts.....3	Tom Brady.....1	Taysom Hill.....1	Deshawn Watson.....1
Carson Wentz.....3	Jared Goff.....1	Daniel Jones.....1	Zach Wilson.....1
Sam Darnold.....2	Taylor Heinicke.....1	Mac Jones.....1	
Mike Glennon.....2	Justin Herbert.....1	Matt Ryan.....1	

DIGGS' CAREER GAME-BY-GAME**DEFENSE**

Game	2020 (Dallas)										2021 (Dallas)									
	ST	AT	TT	Tk/Ls	PBU	No/Yds	Lg	TD	INTs	Game	ST	AT	TT	Tk/Ls	PBU	No/Yds	Lg	TD	INTs	
L-@ LAR 9/13.....	1	3	-	4						L-@ TB 9/9.....	1	0	-	1	2	1/0	0	0		
W-Ati 9/20.....	3	1	-	4	1					W-@ LAC 9/19.....	6	0	-	6	1	1/0	0	0		
L-@ Sea 9/27.....	8	0	-	8	1					W-Phi 9/27.....	2	0	-	2	3	1/59	59t	1		
L-Cle 10/4.....	3	5	-	8						W-Car 10/3.....	4	0	-	4	2	2/23	23	0		
W-NYG 10/11.....	3	1	-	4	1					W-NYG 10/10.....	4	2	-	6	2	1/18	18	0		
L-Ari 10/19.....	3	0	-	3	1					W-@ NE 10/17.....	5	1	-	6	1	1/42	42t	1		
L-@ Was 10/25.....	2	0	-	2	2					W-@ Min 10/31.....	1	0	-	1						
I-@ Phi 11/1.....	7	0	-	7	4	2/33	33	0		L-Den 11/7.....	1	2	-	3	1					
L-Pit 11/8.....	7	0	-	7						W-Ati 11/14.....	2	0	-	2	1	1/0	0	0		
W-@ Min 11/22.....	RESERVE/INJURED-Foot										L-@ KC 11/21.....	4	0	-	4					
L-Was 11/26.....	RESERVE/INJURED-Foot										L-LV 11/25.....	4	1	-	5					
L-@ Bal 12/3.....	RESERVE/INJURED-Foot										W-@ NO 12/2.....	4	1	-	5	1	1/0	0	0	
W-@ Cin 12/13.....	RESERVE/INJURED-Foot										W-@ Was 12/12....	1	1	-	2	3				
W-SF 12/20.....	3	1	-	4	1(-1)	1				W-@ NYG 12/19....	3	1	-	4	2	1/0	0	0		
W-Phi 12/27.....	1	0	-	1	1	1/10	10	0		W-Was 12/26.....	2	0	-	2	2	1/0	0	0		
L-@ NYG 1/3/21....	4	0	-	4	2					L-Ari 1/2/22.....	3	0	-	3						
Totals	45	11	-	56	1(-1)	14	3/43	33	0	Totals	47	9	-	56	21	11/42	59t	2	0	
Playoffs																				
L-SF 1/16/22.....	4	0	-	4						INACTIVE/ILLNESS										

2022 (Dallas)

Game	ST	AT	TT	INTs			
				Tk/ Ls	PBU	No/ Yds	Lg TD
L-TB 9/11.....	3	0	3			2	
W-Cin 9/18.....	5	0	5			1	
W-@ NYG 9/26.....	1	0	1			3	1/7 0 0
W-Was 10/2.....						3	1/0 0 0
W-@ LAR 10/9.....	6	0	6				
L-@ Phi 10/16.....	1	1	2				
W-Det 10/23.....	1	1	2		2	1/3	3 0
W-Chi 10/30.....	6	2	8		1		
L-@ GB 11/13.....	4	1	5				
W-@ Min 11/20.....	3	0	3		1		
W-NYG 11/24.....	7	0	7				
W-IND 12/4.....	1	0	1				
W-Hou 12/11.....	5	0	5				
L-@ Jac 12/18.....	7	0	7				
W-Phi 12/24.....	2	0	2				
W-@ Ten 12/19.....	1	0	1		1		
L-@ Was 1/8/23.....	1	0	1				
Totals.....	54	5	59		14	3/10	7 0

Playoffs

W-@ TB 1/16/23....	1	1	2				
L-@ SF 1/22/23.....	2	2	4				
Totals.....	3	3	6				

2023 (Dallas)

Game	ST	AT	TT	INTs			
				Tk/ Ls	PBU	No/ Yds	Lg TD
W-@ NYG 9/10.....	3	0	3			1	
W-NYJ 9/17.....	1	2	3			2	1/8 8 0
L-@ Ari 9/24.....							RESERVE/INJURED-Knee
W-NE 10/1.....							RESERVE/INJURED-Knee
L-@ SF 10/8.....							RESERVE/INJURED-Knee
W-@ LAC 10/16.....							RESERVE/INJURED-Knee
W-LAR 10/29.....							RESERVE/INJURED-Knee
L-@ Phi 11/5.....							RESERVE/INJURED-Knee

2023 (Dallas), cont.

Game	ST	AT	TT	INTs			
				Tk/ Ls	PBU	No/ Yds	Lg TD
W-NYG 11/12.....							RESERVE/INJURED-Knee
W-@ Car 11/19.....							RESERVE/INJURED-Knee
W-Was 11/23.....							RESERVE/INJURED-Knee
W-Sea 11/30.....							RESERVE/INJURED-Knee
W-Phi 12/10.....							RESERVE/INJURED-Knee
L-@ Buf 12/17.....							RESERVE/INJURED-Knee
L-@ Mia 12/24.....							RESERVE/INJURED-Knee
W-Det 12/30.....							RESERVE/INJURED-Knee
W-@ Was 1/7/24.....							RESERVE/INJURED-Knee
Totals.....	4	2	6		3	1/8	8 0

Playoffs

L-GB 1/14/24.....							RESERVE/INJURED-Knee
-------------------	--	--	--	--	--	--	----------------------

2024 (Dallas)

Game	ST	AT	TT	INTs			
				Tk/ Ls	PBU	No/ Yds	Lg TD
W-@ Cle 9/8.....	4	1	5		2	1/1	1 0
L-NO 9/15.....	4	1	5				
L-Bal 9/22.....	5	1	6				
W-@ NYG 9/26.....	1	2	3		1		
W-@ Pit 10/6.....	2	0	2				
L-Det 10/13.....	3	0	3				
L-@ SF 10/27.....	4	1	5		1		
L-@ Atl 11/3.....	2	1	2		2		
L-Phi 11/10.....						1	1/0
L-Hou 11/18.....	6	0	6		1		
W-@ Was 11/24.....							INACTIVE/INJURED-Groin/Knee
W-NYG 11/28.....							INACTIVE/INJURED-Groin/Knee
L-Cin 12/9.....	5	1	6		3		
W-@ Car 12/15.....							INACTIVE/INJURED-Knee
W-TB 12/22.....							RESERVE/INJURED-Knee
L-@ Phi 12/29.....							RESERVE/INJURED-Knee
L-Was 1/5/25.....							RESERVE/INJURED-Knee
Totals.....	36	8	44		11	2/1	1 0

KAIR ELAM
20 • Cornerback

(kai-EAR EE-lum)

6-1 • 202 • 5/5/01
Florida • T(Buf)-25
NFL: 4th Year • Cowboys: 1st Year
Games/Starts: 2024-13/4-Buf; Career-29/12
Postseason: 2024-1/0; Career-5/1



PRO: The Dallas Cowboys acquired a talented player and former first round draft pick when they traded for Kair Elam in the 2025 offseason. Elam, originally a first round pick (23rd overall) of the Buffalo Bills, has played in 29 career games with 12 tackles, tallying 78 tackles, three tackles for loss, six breakups and two interceptions in his first three NFL seasons. An uber-athletic cornerback with good size, Elam comes to Dallas under new defensive coordinator Matt Eberflus with a fresh start and a chance to prove why he was a high draft pick just three years ago.

TRANSACTION SUMMARY:

- 3/12/25:** Traded to Dallas from Buffalo for draft pick compensation.
- 11/2/23:** Placed on Reserve/Injured with an ankle injury and activated (12/27).
- 4/28/22:** Drafted in the first round (23rd overall) by Buffalo.

2024 (Buffalo):

- Played in 13 games with four starts, tallying 25 tackles, two tackles for loss and two pass breakups with a fumble recovery.
- Started his first game of the season against Miami (11/3) recording five tackles, a tackle for loss and a fumble recovery.
- Registered a season-best six tackles in back-to-back starts at Detroit (12/15) and against New England (12/22).
- Saw action in one of Buffalo's two postseason games, making three tackles in the AFC Championship game at Kansas City (1/26/25).

2023 (Buffalo):

- Saw action in only three games and finished the season on Reserve/Injured after injuring his ankle in early November.
- Recorded 14 tackles on the year in his limited game action.

- Was a healthy scratch for the first four weeks of the season, then started against Jacksonville (10/8) where he tallied a career-best 11 tackles.
- Started against the N.Y. Giants (10/15) and played at New England (10/22) before his ankle injury forced him to Reserve/Injured for most of the year.
- Activated from Reserve/Injured but did not play in the final two regular season games.
- Picked off the second pass of his postseason career with an interception in the Wild Card Game against Pittsburgh (1/15/24).

2022 (Buffalo):

- Played in 13 games and started six as a rookie, recording 39 tackles, a tackle for loss, four pass breakups and two interceptions.
- Made his NFL debut in the season opener at the LA Rams (9/8), finishing with three tackles.
- Recorded interceptions in back-to-back games against Pittsburgh (10/9) and at Kansas City (10/16). Also added a season-best 10 tackles in the Pittsburgh game. Was the first Bills rookie to tally interceptions in consecutive games since Tre'Davious White in 2017.
- Tallied an interception in his playoff debut against Miami (1/15/23), becoming the first Buffalo defender with a pick in his first career playoff game since Antoine Winfield against Tennessee (1/8/00).

COLLEGE:

- Played in 35 games with 26 starts at Florida, finishing his Gator career with 79 tackles, 26 pass breakups, six interceptions and a fumble recovery.
- In his final collegiate season as a junior in 2021, tallied 29 tackles, five breakups and an interception.
- Started all 12 games at cornerback in 2020, finishing his sophomore campaign with 39 tackles, two interceptions, 11 pass breakups and one fumble recovery on his way to earn first-team All-SEC honors and was a semifinalist for the Jim Thorpe Award.
- Appeared in all 13 games and made five starts as a true freshman 2019, totaling 11 tackles, three interceptions and four pass breakups to help Florida finish seventh nationally in scoring defense (15.5 points-per-game) and tie for the fourth fewest touchdowns allowed (23).

PERSONAL:

- Played both defensive back and wide receiver at The Benjamin School in Riviera Beach, Fla., totaling 97 catches for 1,490 yards and 15 touchdowns with nine interceptions and 3.0 sacks over four years on varsity.
- Also played basketball and ran track.
- Majored in sport management at Florida.
- His father, Abram, played in the NFL for Miami, Dallas, the N.Y. Jets, Cleveland and Kansas City as a safety. His uncle, Matt, was a first round draft pick of the Baltimore Ravens in 2013.

ELAM'S NFL TOTALS

Year Team	GP-GS	DEFENSE								INTERCEPTIONS					FUMBLES REC				
		ST	AT	TT	Sks-Yds	Tkl/Ls	QB Prs	PBU	FF	No	Yds	Avg	Lg	TD	No	Yds	Avg	Lg	TD
2022 Buffalo	13-6	28	11	-	39	0.0(0)	1(-3)	0	4	0	2	0	0.0	0	0	0	0.0	0	0
2023 Buffalo	3-2	10	4	-	14	0.0(0)	0(0)	0	0	0	0	0	0.0	0	0	0	0.0	0	0
2024 Buffalo	13-4	17	8	-	25	0.0(0)	2(-2)	0	2	0	0	0	0.0	0	0	0	0.0	0	0
Totals	29-12	55	23	-	78	0.0(0)	3(-5)	0	6	0	2	0	0.0	0	0	0	0.0	0	0
Playoffs																			
2022 Buffalo	2-1	5	1	-	6	0.0(0)	0(0)	0	2	0	1	0	0.0	0	0	0	0.0	0	0
2023 Buffalo	2-0	1	4	-	5	0.0(0)	0(0)	0	1	0	1	0	0.0	0	0	0	0.0	0	0
2024 Buffalo	1-0	2	1	-	3	0.0(0)	0(0)	0	0	0	0	0	0.0	0	0	0	0.0	0	0
Totals	5-1	8	6	-	14	0.0(0)	0(0)	0	3	0	2	0	0.0	0	0	0	0.0	0	0

SINGLE-GAME HIGHS

Total Tackles – 11 vs. Jacksonville, 10/8/23

Playoffs – 5 vs. Pittsburgh, 1/15/24

Pass Breakups – 1, six times, last at Detroit, 12/15/24

Playoffs – 2 vs. Miami, 1/15/23

Interceptions – 1, twice, last at Kansas City, 10/16/22

Playoffs – 1, twice, last vs. Pittsburgh, 1/15/24

ELAM'S CAREER GAME-BY-GAME DEFENSE

Game	2022 (Buffalo)								2022 (Buffalo), cont.								
	ST	AT	TT	Tkl/Ls	PBU	INTs No/Yds	TD	Game	ST	AT	TT	Tkl/Ls	PBU	INTs No/Yds	TD		
W-@ LAR 9/8	3	0	-	3				W-NYJ 12/11									
W-Ten 9/19	3	1	-	4		1		W-Mia 12/17	2	0	-	2	1(-3)	1			
L-@ Mia 9/25	2	2	-	4				W-@ Chi 12/24	1	0	-	1					
W-@ Bal 10/2	2	2	-	4				C-@ Cin 1/2/24					INACTIVE				
W-Pit 10/9	7	3	-	10		1	1/0	0	W-NE 1/8/23	1	1	-	2				
W-@ KC 10/16	2	2	-	4		1	1/0	0	Totals	28	11	-	39	1(-3)	4	2/0	0
W-GB 10/30	2	0	-	2					Playoffs								
L-@ NYJ 11/6	3	0	-	3					W-Mia 1/15/23	2	0	-	2		2	1/0	0
L-Min 11/13						INACTIVE/INJURED-Ankle			L-Cin 1/22/23	3	1	-	4				
W-Cle 11/20						INACTIVE/INJURED-Ankle			Totals	5	1	-	6		2	1/0	0
W-@ Det 11/24																	
W-@ NE 12/1						INACTIVE											

Game	2023 (Buffalo)			TKI/ Ls	INTs PBU No/Yds TD
	ST	AT	TT		
L-@ NYJ 9/11				INACTIVE	
W-LV 9/17				INACTIVE	
W-@ Was 9/24				INACTIVE	
W-Mia 10/1				INACTIVE	
L-Jac 10/8	8	3	11		
W-NYG 10/15	2	1	3		
L-@ NE 10/22					
W-TB 10/26				INACTIVE/INJURED-Ankle	
L-@ Cin 11/5				RESERVE/INJURED-Ankle	
L-Den 11/13				RESERVE/INJURED-Ankle	
W-NYJ 11/19				RESERVE/INJURED-Ankle	
L-@ Phi 11/26				RESERVE/INJURED-Ankle	
W-@ KC 12/10				RESERVE/INJURED-Ankle	
W-Dal 12/17				RESERVE/INJURED-Ankle	
W-@ LAC 12/23				RESERVE/INJURED-Ankle	
W-NE 12/31				INACTIVE	
W-@ Mia 1/7/24				INACTIVE	
Totals	10	4	14		

Playoffs					
W-Fit 1/15/24	1	4	5	1	1/0 0
L-KC 1/21/24					
Totals	1	4	5	1	1/0 0

Game	2024 (Buffalo)			TKI/ Ls	INTs PBU No/Yds TD
	ST	AT	TT		
W-Ari 9/8					
W-@ Mia 9/12					
W-Jac 9/23	2	1	3	1(-)	1
L-@ Bal 9/29	1	0	1		
L-@ Hou 10/6					
W-@ NYJ 10/14					
W-Ten 10/20					
W-@ Sea 10/27					
W-Mia 11/3	4	1	5	1(-)	
W-@ Ind 11/10					
W-KC 11/17				INACTIVE/INJURED-Shoulder	
W-SF 12/1				INACTIVE/INJURED-Shoulder	
L-@ LAR 12/8				INACTIVE/INJURED-Shoulder	
W-@ Det 12/15	5	1	6		1
W-NE 12/22	2	4	6		
W-NYJ 12/29				INACTIVE	
L-@ NE 1/5/25	3	1	4		
Totals	17	8	25	2(-)	2

Playoffs					
W-Den 1/12/25				INACTIVE	
L-Bal 1/19/25				INACTIVE	
L-@ KC 1/26/25	2	1	3		
Totals	2	1	3		

PRINCETON FANT

85 • Tight End

6-2 • 245 • 3/11/99
 Tennessee • UDFA-23
 NFL: 2nd Year • Cowboys: 2nd Year
 Games/Starts: 2024-8/0; Career-10/0
 Postseason: 2024-0/0; Career-0/0



PRO: Princeton Fant signed with the Dallas Cowboys as an undrafted free agent after the 2023 NFL Draft, and in his brief tenure with Dallas, he has played all core special teams units while serving as a reserve tight end. After spending the entire 2023 season on the practice squad, Fant saw significant playing time on special teams in his second season. Although he started on the practice squad in 2024, Fant joined Dallas' active roster midway through the season and played in eight games.

TRANSACTION SUMMARY:

- 11/27/24: Signed to Dallas' active roster.
- 8/27/24: Waived and signed to Dallas' practice squad (8/28).
- 1/15/24: Signed with Dallas as a Future.
- 8/29/23: Waived and signed to Dallas' practice squad (8/30).
- 5/12/23: Signed with Dallas as an undrafted free agent.

2024:

- Started the season on the practice squad, elevated for three games and signed to the active roster in Week 13. Played in eight games, primarily on special teams and in a limited role as a reserve tight end, but did not record any statistics.
- Made his season debut against New Orleans (9/15) as a practice squad elevation, seeing action on special teams.

2023:

- Signed with Dallas as an undrafted free agent, went to training camp and was released at the cutdown date. Signed to the Cowboys practice squad for the entire season.
- Elevated for two games against Seattle (11/30) and against Philadelphia (12/10).

COLLEGE:

- Played six seasons for Tennessee, starting 14-of-46 games played and caught 52 passes for 579 yards and five scores, moving to tight end from running back prior to 2019. Had five rushing scores and one passing.
- Accounted for nine total touchdowns - five rushing, three receiving, one passing - as a super senior in 2022, catching 22 passes for 241 yards and rushing six times for 17 yards - leading all SEC tight ends in rushing scores.
- Played in all 13 games with seven starts at tight end in 2021, catching 16 passes for 220 yards.
- As a junior in 2020, played in all 10 games and made three starts, totaling 12 receptions for 103 yards and a touchdown.
- Appeared in eight games as a sophomore and finished with two receptions for 19 yards in 2019 after switching from running back prior to the season.
- Played in two games as a redshirt freshman in 2018 and had three carries for seven yards.
- Redshirted his freshman 2017 season and did not play.

PERSONAL:

- Rated a three-star recruit at LaVergne, Tenn., High School, serving as a captain all four years of high school despite missing his junior and senior seasons after undergoing surgeries for a torn ACL.
- Cousin, Noah Fant, plays tight end for the Seattle Seahawks.
- Earned his degree in sociology from Tennessee in 2021.
- Has a daughter, Aaliyah.

COMMUNITY:

- 2023 Rookie Club presented by Blockchain.com.
- 2023 Early Thanksgiving at The Salvation Army.
- 2024 Dallas Cowboys Draft Day/Fan Appreciation Party.
- 2025 STEM Field Day with Boys and Girls Club and The Salvation Army youth.
- Training Camp - Community Corner and Back Together Saturday.
- Training Camp Heroes Day.
- Play 60 Week events.
- Annual Team Holiday Hospital Visits.

FANT'S COWBOYS TOTALS

Year Team	GP-GS	RECEIVING					RUSHING				
		No	Yds	Avg	Long	TD	No	Yds	Avg	Long	TD
2023 Dallas	2-0	0	0	0.0	0	0	0	0	0.0	0	0
2024 Dallas	8-0	0	0	0.0	0	0	0	0	0.0	0	0
Totals	10-0	0	0	0.0	0	0	0	0	0.0	0	0
Playoffs											
2023 Dallas	0-0	0	0	0.0	0	0	0	0	0.0	0	0
Totals	0-0	0	0	0.0	0	0	0	0	0.0	0	0

ADDITIONAL STATISTICS

Special Teams Tackles – 2024 (0-1-1). Totals (0-1-1).

JAKE FERGUSON

87 • Tight End

6-5 • 250 • 1/18/99

Wisconsin • D4-22 (129th overall)

NFL: 4th Year • Cowboys: 4th Year

Games/Starts: 2024-0/0; Career-33/24

Postseason: 2024-0/0; Career-3/3



PRO: The Dallas Cowboys chose Wisconsin tight end Jake Ferguson in the fourth round (129th overall) of the 2022 NFL Draft. The addition of Ferguson gave Dallas an upper hand in the run game in 2022, as the Cowboys ranked second in the league in rush yards with multiple tight ends on the field (962). Ferguson also recorded 19 catches in his rookie campaign, the fourth-most catches by a rookie tight end in Cowboys history. With the departure of Dalton Schultz in the 2023 offseason, Ferguson embraced his role as the top tight end, setting career highs across the board with 71 receptions for 761 yards and five touchdowns as he was selected to his first Pro Bowl as an alternate for George Kittle. In 2024 Ferguson battled through injuries and started all 14 games he played, proving to be a consistent weapon in the Cowboys offense. During his three years with Dallas, Ferguson has provided an explosive after-the-catch threat that the Cowboys had been missing from the tight end position, and his rapport with Dak Prescott will be a key factor in 2025 as one of the league's top offense looks to push to further heights under Brian Schottenheimer.

TRANSACTION SUMMARY:**4/30/22:** Drafted in the fourth round (129th overall) by Dallas.**2024:**

- Battled through different injuries but started all 14 games he played, tallying 59 receptions for 494 yards, joining Jason Witten as the only two Cowboys tight ends to record at least 50 catches in two of his first three seasons.
- Missed the game against New Orleans (9/15) with a knee injury and then the contests at Washington (11/24) and against the N.Y. Giants (11/28) with a concussion.
- Led all Cowboys receivers with six receptions for a career-high 95 yards against Baltimore (9/22). Surpassed 1,000 career receiving yards - becoming the second fastest tight end in Cowboys history (35 games) to reach the 1,000-yard mark, behind Witten (26 games).
- Reeled in a career-high tying seven receptions for 49 yards at the N.Y. Giants (9/26). Surpassed 100 career receptions and became the second tight end in Cowboys history to reach the 100-catch mark in his first 36 career games, joining Witten.
- Tied a career-best with seven receptions for 71 yards at Atlanta (11/3).

2023:

- Named to his first Pro Bowl as a replacement for San Francisco's Kittle (Super Bowl) and finished second on the team with 71 receptions for 761 yards and was third with five touchdowns, starting 16-of-17 games - all career highs. Became only the third tight end in franchise history to record 70 receptions and 700 yards in a single season, joining Witten (nine times) and Schultz (once).
- Led all receivers against New England (10/1) with a career-best seven receptions and 77 receiving yards with five first downs - the last Cowboys tight end with five first down receptions was Schultz against Houston (12/11/22).

- Tied a career-high in receptions (seven) while gaining a career-best 91 receiving yards and securing a touchdown at Philadelphia (11/5), his third score of the season. Became the fifth tight end in franchise history with five receiving touchdowns in his first two seasons - first since Gavin Escobar (2013-14).
- Against the N.Y. Giants (11/12) and caught four passes for 26 yards and a touchdown, his third consecutive game with a score. Became the first Cowboys tight end with a touchdown catch in three consecutive games since Witten (three) in 2011.
- Talled six receptions for 77 yards and the game-winning touchdown against Seattle (11/30), his fifth score of the season.
- Led the offense with 72 yards on five catches against Philadelphia (12/10). Became the fifth tight end in Cowboys history to reach 50 receptions (51) and 500 receiving yards (570) in a single season.
- Was second on the team with 69 yards on six receptions (tied for second) in the regular season finale at Washington (1/7/24). Became only the third tight end in franchise history to record 70 receptions (71) and 700 yards (761) in a single season, joining Witten (nine times) and Schultz (once).
- Led the team with 10 receptions for 93 yards (third) and three touchdowns in the Wild Card Game against Green Bay (1/14/24). Became the third tight end in franchise history with double-digit receptions in a playoff game, joining Jay Novacek (11, against Green Bay, 1/8/95) and Witten (10 at Minnesota, 1/17/10). His three touchdowns were the most by a tight end in a postseason game in franchise history and tied the most by a tight end in NFL history - Travis Kelce (against Houston, 1/12/20), Rob Gronkowski (against Denver, 1/14/12) and Dave Casper (at Baltimore, 12/24/77).

2022:

- Started eight-of-16 games played as a rookie, catching 19 passes for 174 yards and two touchdowns, teaming with fellow rookie Peyton Hendershot to become the third rookie tight end duo in NFL history with multiple receiving scores in their first season.
- His 19 catches ranked fourth by a Cowboys rookie tight end in franchise history.
- Earned the first start of his career against Cincinnati (9/18), starting in a two-tight end set.
- Recorded a season-high four catches for 40 yards and his first career touchdown at Philadelphia (10/16).
- Had a season-long 30-yard reception against the N.Y. Giants (11/24), leading to his season-best 57 receiving yards.
- Started both postseason contests, catching one pass for 34 yards at Tampa Bay (1/16/23) in the Wild Card Round.

COLLEGE:

- Started all 13 games as a senior in 2021 for the Badgers, earning first-team All-Big Ten honors (coaches), reeling in a career-high 46 catches for 450 yards and tying the team lead with three scores.
- Earned an invite to the Reese's Senior Bowl - one-of-six Senior Bowl participants selected by Dallas in 2022 - and caught three passes for a game-high 62 yards and a touchdown in the all-star game.
- Had a catch in each of his 47 collegiate games, setting the school record for consecutive games with a reception.
- Started all 14 games in 2020 as a redshirt junior and recorded 33 receptions for 407 yards and two touchdowns, earning a consensus All-Big Ten honorable mention selection.
- Started all 14 games in 2019 as a redshirt sophomore and recorded 33 receptions for 407 yards and two touchdowns, earning a consensus All-Big Ten honorable mention selection.
- Played in all 13 games, with two starts, and finished as the Badgers second leading receiver with 36 catches for 456 yards and four touchdowns, earning All-Big Ten honorable mention team as a redshirt freshman in 2018.
- Redshirted as a true freshman in 2017.

PERSONAL:

- A consensus four-star recruit out of Memorial High School in Madison, Wisc., and rated the No. 2 tight end prospect in the country. Played both offense and defense in high school, finishing his career with 1,795 receiving yards and 15 touchdowns while adding 314 tackles, 29 for loss, 5.0 sacks, five interceptions and four forced fumbles on defense.
- Grandson of Barry Alvarez, the former head football coach and athletic director at Wisconsin, who has the longest head coaching tenure and most wins in program history.
- Majored in communication at Wisconsin.

COMMUNITY:

- 2024-25 Reliant Home Run Derby benefiting the Salvation Army.
- Annual Team Holiday Hospital Visits.
- Make-A-Wish Foundation of North Texas.
- 2022-23 My Cause My Cleats campaign.
- 2024 NFL My Cause My Cleats campaign - U.S. Olympic and Paralympic Foundation.
- 2022 Rookie Club presented by Blockchain.com.
- 2022-23 Early Thanksgiving at The Salvation Army.
- 2024 Salute to Service Character Playbook: National Medal of Honor Museum.
- National Medal of Honor Museum Veteran's Lunch.
- Training Camp - Community Corner and Back Together Saturday.
- Training Camp Heroes Day.
- Hispanic Heritage outreach.
- Play 60 Week events.

FERGUSON'S COWBOYS TOTALS

Year Team	GP-GS	RECEIVING					RUSHING				
		No	Yds	Avg	Long	TD	No	Yds	Avg	Long	TD
2022 Dallas.....	16-8	19	174	9.2	30	2	0	0	0.0	0	0
2023 Dallas.....	17-16	71	761	10.7	40	5	0	0	0.0	0	0
2024 Dallas.....	14-14	59	494	8.4	27	0	0	0	0.0	0	0
Totals.....	47-38	149	1,429	9.6	40	7	0	0	0.0	0	0
Playoffs											
2022 Dallas.....	2-2	1	34	34.0	34	0	0	0	0.0	0	0
2023 Dallas.....	1-1	10	93	9.3	22	3	0	0	0.0	0	0
Totals.....	3-3	11	127	11.5	34	3	0	0	0.0	0	0

ADDITIONAL STATISTICS

Special Teams Tackles – 2022 (1-0-1).
Playoffs – 2022 (1-0-1).

SINGLE-GAME HIGHS

Receptions – 7, four times, last at Atlanta, 11/3/24
Receiving Yards – 95, vs. Baltimore, 9/22/24
Playoffs – 93 vs. Green Bay, 1/14/24
Long Reception – 40 at Philadelphia, 11/5/23
Playoffs – 34 at Tampa Bay, 1/16/23

FERGUSON'S CAREER GAME-BY-GAME
RECEIVING

Game	2022 (Dallas)				
	No	Yds	Avg	Long	TD
L-TB 9/11.....					
W-Cin 9/18.....					
W-@ NYG 9/26....			6.5	8	0
W-Was 10/2.....	1	7	7.0	7	0
W-@ LAR 10/9.....					
L-@ Phi 10/16.....	4	40	10.0	22	1
W-Det 10/23.....	1	7	7.0	7	0
W-Chi 10/30.....	1	1	1.0	1t	1
L-@ GB 11/13.....					
W-@ Min 11/20....	2	15	7.5	11	0
W-NYG 11/24.....	3	57	19.0	30	0
W-Ind 12/4.....	2	-1	-0.5	4	0
W-Hou 12/11.....					
L-@ Jac 12/18....	INACTIVE/INJURED-Concussion				
W-Phi 12/24.....	1	24	24.0	24	0
W-@ Ten 12/29....	1	7	7.0	7	0
L-@ Was 1/8/23...	1	4	4.0	4	0
Totals	19	174	9.2	30	2

Playoffs

W-@ TB 1/16/23..	1	34	34.0	34	0
L-@ SF 1/22/23...					
Totals	1	34	34.0	34	0

Game	2023 (Dallas)				
	No	Yds	Avg	Long	TD
W-@ NYG 9/10....	2	11	5.5	9	0
W-NYJ 9/17.....	3	11	3.7	6	1
L-@ Ari 9/24.....	5	48	9.6	12	0
W-NE 10/1.....	7	77	11.0	21	0
L-@ SF 10/8.....	3	28	9.3	20	0
W-@ LAC 10/16...	1	15	15.0	15	0
W-LAR 10/29.....	4	47	11.8	18t	1
L-@ Phi 11/5.....	7	91	13.0	40	1

Game	2023 (Dallas), cont.				
	No	Yds	Avg	Long	TD
W-NYG 11/12.....	4	26	6.5	16	1
W-@ Car 11/19....	3	32	10.7	24	0
W-Was 11/23.....	1	35	35.0	35	0
W-Sea 11/30.....	6	77	12.8	17	1
W-Phi 12/10.....	5	72	14.4	32	0
L-@ Buf 12/17....	6	44	7.3	13	0
L-@ Mia 12/24....	4	45	11.3	20	0
W-Det 12/30.....	4	33	8.3	9	0
W-@ Was 1/7/24..	6	69	11.5	16	0
Totals	71	761	10.7	40	5

Playoffs

L-GB 1/14/24.....	10	93	9.3	22	3
-------------------	----	----	-----	----	---

Game	2024 (Dallas)				
	No	Yds	Avg	Long	TD
W-@ Cle 9/8.....	3	15	5.0	7	0
L-NO 9/15.....	INACTIVE/INJURED-Knee				
L-Bal 9/22.....	6	95	15.8	26	0
W-@ NYG 9/26....	7	49	7.0	9	0
W-@ Pit 10/6.....	6	70	11.7	27	0
L-Det 10/13.....	3	11	3.7	6	0
L-@ SF 10/27....	6	23	3.8	10	0
L-@ Atl 11/3.....	7	71	10.1	27	0
L-Phi 11/10.....	4	24	6.0	10	0
L-Hou 11/18.....	1	11	11.0	11	0
W-@ Was 11/24....	INACTIVE/INJURED-Concussion				
W-NYG 11/28....	INACTIVE/INJURED-Concussion				
L-Cin 12/9.....	3	32	10.7	20	0
W-@ Car 12/15....	2	23	11.5	19	0
W-TB 12/22.....	6	40	6.7	21	0
L-@ Phi 12/29....	3	18	6.0	7	0
L-Was 1/5/25....	2	12	6.0	19	0
Totals	59	494	8.4	27	0

RYAN FLOURNOY

(fla-NOY)

19 • Wide Receiver

6-1 • 205 • 10/27/99

Southeast Missouri State • D6-'24 (216th overall)

NFL: 2nd Year • Cowboys: 2nd Year

Games/Starts: 2024-11/1; Career-11/1

Postseason: 2024-0/0; Career-0/0



PRO: The Dallas Cowboys added depth and size to the wide receiver position with the selection of Ryan Flournoy in the sixth round (216th overall) of the 2024 NFL Draft. Flournoy was a two-time first-team Big South-OVC Association selection, and he led Southeast Missouri State in receiving yards in each of his final two collegiate seasons. As a rookie, Flournoy played in 11 games, with one start, and had 10 receptions for 102 yards while also contributing special teams. He is expected to compete for a bigger role in the wide receiver rotation and on special teams in 2025.

TRANSACTION SUMMARY:

4/27/24: Drafted in the sixth round (216th overall) by Dallas.

2024:

- Appeared in 11 games as a rookie, with one start, and finished with 10 receptions for 102 yards while contributing on all special teams units.
- Inactive for six games.
- Made his NFL debut on Sunday Night Football at Pittsburgh (10/6), playing on special teams.
- Caught his first career pass for 12 yards against Detroit (10/13).
- Tallied season-highs in receptions (three) and receiving yards (41) against Tampa Bay (12/22).

COLLEGE:

- Totaled a team-best 57 receptions for 839 yards and six touchdowns, while also adding six rushes for 49 yards and one touchdown. Started nine-of-10 games his senior season, missing two due to a broken hand suffered early in the season, and earned first-team Big South-OVC Association All-Conference honors.

- In his first season with Southeast Missouri State as a junior, was a team captain and led the team in receiving yards (984) and receiving touchdowns (seven) and was second in receptions (61) while starting all 11 games played to earn first-team Big South-OVC Association honors.
- Transferred to Iowa Western as a sophomore and was the school's top receiver in 2021 with 38 receptions for 715 yards and seven touchdowns while starting in all 11 contests.
- The 2020 season was canceled by the Mid-America Intercollegiate Athletics Association (MIAA) due to COVID-19.
- Played in 10 games to make 17 catches for 170 yards as a redshirt freshman at Central Missouri.
- Redshirted as a true freshman.

PERSONAL:

- Attended Homewood-Flossmoor High School in Flossmoor, Ill., where he totaled 28 receptions for 480 yards and seven touchdowns to earn all-conference honors as a senior.
- Also ran track in high school.
- Earned his degree in general studies at Southeast Missouri State.

COMMUNITY:

- 2024 NFL My Cause My Cleats Campaign - K-life St. Louis.
- 2024 Rookie Club: The Salvation Army Angel Tree Load-In.
- 2024 Rookie Club: Everybody Plays Field Day.
- 2024 Early Thanksgiving Meal at The Salvation Army.
- 2025 STEM Field Day with Boys and Girls Club and The Salvation Army youth.
- 2025 National Medal of Honor Museum Tour.
- National Medal of Honor Museum Veteran's Lunch.
- Annual Team Holiday Hospital Visits.

FLOURNOY'S COWBOYS TOTALS

Year Team	GP-GS	RECEIVING					RUSHING				
		No	Yds	Avg	Long	TD	No	Yds	Avg	Long	TD
2024 Dallas.....	11-1	10	102	10.2	26	0	0	0	0.0	0	0
Totals.....	11-1	10	102	10.2	26	0	0	0	0.0	0	0

ADDITIONAL STATISTICS

Special Teams Tackles – 2024 (2-0-2).

DANTE FOWLER
13 • Defensive End

6-3 • 255 • 8/3/94
Florida • UF(Was)-26
NFL: 11th Year • Cowboys: 3rd Year
Games/Starts: 2024-17/7-Was; Career-142/47
Postseason: 2024-3/2; Career-12/5



PRO: The Dallas Cowboys brought back a familiar face in 2025 free agency when they signed Dante Fowler, an impactful veteran defensive end who is coming off a season where he recorded 10.5 sacks for the Washington Commanders, his highest sack total in a season since 2019. The former first round pick of Jacksonville (third overall in 2015) spent two seasons with the Cowboys (2022-23) as an explosive rotational piece on the defensive line. Fowler primarily played at outside linebacker with Washington in 2024, where he notched 10.5 sacks, two forced fumbles and an interception that he returned 67 yards for a touchdown. Along with a reunion with Dallas, Fowler re-joins defensive line coach Aaron Whitecotton, who was an assistant defensive line coach for Jacksonville during Fowler's first two seasons with the Jaguars. Fowler enters 2025 having played in 66 consecutive games over the past four seasons, and he has played in more playoff games (2) than any other player on the Cowboys roster.

TRANSACTION SUMMARY:

- 3/14/25:** Signed a one-year contract with Dallas through 2025.
- 3/15/24:** Signed a one-year contract with Washington through 2024.
- 3/21/23:** Signed a one-year contract with Dallas through 2023.
- 2/16/22:** Released by Atlanta and signed a one-year contract with Dallas through 2022 (3/21).
- 3/18/20:** Signed a three-year contract with Atlanta through 2022.
- 3/11/19:** Signed a one-year contract with the LA Rams through 2019.
- 10/30/18:** Traded to the LA Rams from Jacksonville for a 2019 third round draft pick and 2020 fifth round pick.
- 8/29/15:** Placed on Reserve/Injured with an ACL injury.
- 4/30/15:** Drafted in the first round (third overall) by Jacksonville.

2024 (Washington):

- Played in all 17 games as an outside linebacker during his lone season with the Commanders and finished with 10.5 sacks, which ranked 12th in the NFL and were his most sacks in a season since 2019.
- Notched at least 2.0 sacks in three games, tied for the fifth most 2.0-sack games in the NFL.
- Recorded 2.0 sacks and a tackle for loss at Baltimore (10/13), his first multi-sack game of the season.
- Intercepted a pass against Carolina (10/20) and returned it 67 yards for a touchdown, the first score of his career.
- Had 2.0 sacks in back-to-back weeks at the N.Y. Giants (11/3) and against Pittsburgh (11/10).

2023 (Dallas):

- In his second year with Dallas, played in all 17 games and registered 13 tackles, seven pressures, seven tackles for loss and 6.0 sacks.
- Had his only multi-sack game of the season with 1.5 sacks at Washington (1/7/24).

2022 (Dallas):

- Played in all 17 games and recorded 20 tackles, three tackles for loss, 6.0 sacks and 29 pressures as a pass-rush specialist for the Cowboys defense.
- Filled the stat line with a tackle, a sack, two pressures, a pass breakup and a forced fumble against Cincinnati (9/18).
- Had one sack against Washington (10/2) and at Philadelphia (10/16) before compiling a season-high four tackles, one sack, a tackle for loss and three pressures against Chicago (10/30).

2021 (Atlanta):

- Played in 14 games with six starts while leading the team with 4.5 sacks and a career-best three forced fumbles. Added 36 tackles, six tackles for loss and eight pressures.
- Had both a sack and forced a fumble in consecutive games at Tampa Bay (9/19) and at the N.Y. Giants (9/26).
- Recorded a sack and his third forced fumble of the season in a win at Jacksonville (11/28).
- Tied a career-high with three tackles for loss at Carolina (12/12), along with a sack and a hurry.

2020 (Atlanta):

- Started all 14 games he played, registering 22 tackles, 3.0 sacks, four tackles for loss and eight pressures.
- Recorded a season-high three pressures and added two tackles against Carolina (10/11).

2019 (LA Rams):

- In his first full season with the LA Rams, produced a career-high 11.5 sacks, 58 tackles, 16 hurries, six pass breakups and two forced fumbles in 16 games played. His 11.5 sacks tied for ninth in the NFL.
- Opened the season with 2.0 sacks, two tackles for loss and three hurries in a win at Carolina (9/8).
- Recorded single-game career-highs in sacks (3.0) and tackles (seven) while adding three tackles for loss and a forced fumble at Atlanta (10/20).
- Returned a fumble 29 yards to the end zone at Pittsburgh (11/10) for his first career touchdown.
- Had six tackles, three for a loss, 2.5 sacks and three pressures at San Francisco (12/21).

2018 (Jacksonville/LA Rams):

- Played in the first eight games for Jacksonville before his trade to the LA Rams, where he played the final eight regular season games and all three postseason contests.
- Finished the regular season with 27 tackles, 4.0 sacks, two forced fumbles and a pair of fumble recoveries.
- Recorded three tackles, one sack, one forced fumble and a fumble recovery against Seattle (11/11).
- Collected the Rams first sack of the postseason in his first career playoff start in the NFC Divisional Round against Dallas (1/12/19).
- Started the NFC Championship at New Orleans (1/20/19) and pressured Drew Brees in overtime, forcing an interception that led to the LA Rams first NFC title since 2001.

2017 (Jacksonville):

- Collected 21 tackles, seven for loss, 8.0 sacks, two forced fumbles and two fumble recoveries.
- In his season debut at Houston (9/10), registered three tackles, one sack, one forced fumble and a recovery.
- Made his postseason debut against Buffalo (1/7/18) in the Wild Card Round, registering one tackle.
- Tallied a postseason career-high 2.0 sacks against Tom Brady in the AFC Championship game at New England (1/21/18), while adding three pressures and two tackles for loss.

2016 (Jacksonville):

- Played all 16 games with one start as a rookie, recording 32 tackles, six for a loss, 4.0 sacks and 11 hurries.
- Made his NFL debut and first career start at defensive end against Green Bay (9/11), collecting three tackles and one tackle for loss.
- Recorded his first career sacks with 2.0 sacks at San Diego (9/18). Added a season-best six tackles and two tackles for loss.

2015 (Jacksonville):

- Selected third overall by the Jaguars before suffering a torn ACL in rookie minicamp and missing the entire 2015 season.

COLLEGE:

- Three-year letterman who played in 37 games at Florida (2012-14), registering 140 tackles, 14.5 sacks, 34 tackles for loss, five forced fumbles, two fumble recoveries and two pass breakups.
- Started the final 24 games of his career and served as a team captain as a junior and the final two games as a sophomore.
- Named second-team All-American by *Sports News* and Walter Camp as a junior in 2014 while garnering honorable mention All-American honors from *Sports Illustrated*. Earned All-SEC first-team honors after leading the Gators with 15 tackles for loss, 8.5 sacks and 17 pressures as a junior in 2014.
- As a sophomore, named to the All-SEC second-team after leading the team with 10.5 tackles for loss and finishing second with 3.5 sacks.
- In 2012 as a true freshman, played under Dan Quinn, who recruited him out of high school as the Gators defensive coordinator and defensive line coach.
- Saw action in all 13 games as a true freshman and was named SEC Coaches' All-Freshman first-team with 30 tackles, eight tackles for loss and 2.5 sacks.

PERSONAL:

- A five-star prospect rated as the No. 3 weakside defensive end and No. 28 recruit overall by Rivals.com who attended Lakewood Senior High School in St. Petersburg, Fla.
- Named honorable mention All-American by *Sports Illustrated* as a senior.
- Competed in the 2012 Under Armour All-American Game.
- Majored in telecommunications at Florida.
- He and his wife, Daniela, have three sons, D'angelo, Dax and Daniel.

COMMUNITY:

- Annual Team Holiday Hospital Visits.
- Make-A-Wish Foundation of North Texas.

FOWLER'S NFL TOTALS

Year Team	GP-GS	DEFENSE										INTERCEPTIONS					FUMBLES REC					
		ST	AT	TT	Sks- Yds	Tkl/ Ls	QB Prs	PBU	FF	No	Yds	Avg	Lg	TD	No	Yds	Avg	Lg	TD			
2015 Jacksonville	0-0				RESERVE/INJURED-Knee																	
2016 Jacksonville	16-1	23	9	32	4.0(-26.5)	4(-14)	11	5	0	0	0	0.0	0	0	0	0.0	0	0	0	0	0	
2017 Jacksonville	16-0	18	3	21	8.0(-49)	1(-2)	10	0	2	0	0	0.0	0	2	53	26.5	53t	1				
2018 Jacksonville	7-0	8	1	9	2.0(-16)	1(-8)	1	0	1	0	0	0.0	0	1	0	0.0	0	0				
LA Rams	8-6	15	6	21	2.0(-18)	4(-15)	5	1	1	0	0	0.0	0	1	0	0.0	0	0				
2019 LA Rams	16-14	40	18	58	11.5(-84)	16(-76)	16	6	2	0	0	0.0	0	1	26	26.0	26t	1				
2020 Atlanta	14-13	12	11	23	3.0(-15.5)	4(-20)	8	1	1	0	0	0.0	0	0	0	0.0	0	0				
2021 Atlanta	14-6	21	15	36	4.5(-39)	6(-15)	8	1	3	0	0	0.0	0	0	0	0.0	0	0				
2022 Dallas	17-0	17	3	20	6.0(-49)	3(-11)	29	2	2	0	0	0.0	0	0	0	0.0	0	0				
2023 Dallas	17-0	5	2	7	4.0(-19)	3(-10)	32	3	1	0	0	0.0	0	0	0	0.0	0	0				
2024 Washington	17-7	25	14	39	10.5(-70)	14(-83)	12	1	2	1	67	67.0	67t	1	0	0	0.0	0	0			
Totals	142-47	184	82	266	55.5(-386)	64(-302)	132	20	15	1	67	67.0	67t	1	5	79	15.8	53t	2			
Playoffs																						
2017 Jacksonville	3-0	5	0	5	2.0(-4)	2(-4)	3	1	0	0	0	0.0	0	0	0	0.0	0	0	0	0	0	
2018 LA Rams	3-3	8	4	12	1.5(-8.5)	4(-21)	3	0	0	0	0	0.0	0	0	0	0.0	0	0	0	0	0	
2022 Dallas	2-0	1	0	1	0.0(0)	0(0)	1	0	0	0	0	0.0	0	0	0	0.0	0	0	0	0	0	
2023 Dallas	1-0	0	0	0	0.0(0)	0(0)	0	0	0	0	0	0.0	0	0	0	0.0	0	0	0	0	0	
2024 Washington	3-2	3	2	5	0.0(0)	1(-5)	1	0	0	0	0	0.0	0	0	0	0.0	0	0	0	0	0	
Totals	12-5	17	6	23	3.5(-12.5)	7(-30)	8	1	0	0	0	0.0	0	0	0	0.0	0	0	0	0	0	

SINGLE-GAME HIGHS

- Tackles** – 7 at Atlanta, 10/20/19
Playoffs – 5 at New Orleans, 1/20/19
- Solo Tackles** – 6 at Atlanta, 10/20/19
Playoffs – 4 vs. New England, 2/3/19
- Sacks** – 3.0 at Atlanta, 10/20/19
Playoffs – 2.0 at New England, 1/21/18
- Tackles for Loss** – 3, four times, last at Carolina, 12/12/21
Playoffs – 2, at New England, 1/21/18 and vs. New England, 2/3/19
- QB Pressures** – 4 three times, last vs. Philadelphia, 12/24/22
Playoffs – 3 at New England, 1/21/18

FOWLER'S CAREER GAME-BY-GAME

Game	2015 (Jacksonville)										2016 (Jacksonville)									
	ST	AT	TT	Sks Yds	Tkl/ Ls	QB Prs	PBU	Game	ST	AT	TT	Sks Yds	Tkl/ Ls	QB Prs	PBU					
L-Car 9/13				RESERVE/INJURED-Knee				L-GB 9/11	2	1	3									
W-Mia 9/20				RESERVE/INJURED-Knee				L-@ SD 9/18	5	1	6	2.0(-12.5)		2						
L-@ NE 9/27				RESERVE/INJURED-Knee				L-Bal 9/25	1	0	1				1					
L-@ Ind 10/4				RESERVE/INJURED-Knee				W-Ind 10/2 (Lon.)	2	0	2			2	1					
L-@ TB 10/11				RESERVE/INJURED-Knee				W-@ Chi 10/16	1	0	1									
L-Hou 10/18				RESERVE/INJURED-Knee				L-Oak 10/23	2	0	2									
W-Buf 10/25 (Lon.)				RESERVE/INJURED-Knee				L-@ Ten 10/27	0	2	2									
L-@ NYJ 11/8				RESERVE/INJURED-Knee				L-@ KC 11/6	1	3	4	0.5(-3)		1						
W-@ Bal 11/15				RESERVE/INJURED-Knee				L-Hou 11/13	1	0	1									
W-Ten 11/19				RESERVE/INJURED-Knee				L-@ Det 11/20	1	0	1			1(-3)						
L-SD 11/29				RESERVE/INJURED-Knee				L-@ Buf 11/27	0	1	1									
L-@ Ten 12/6				RESERVE/INJURED-Knee				L-Den 12/4	4	0	4			1(-1)	1					
W-Ind 12/13				RESERVE/INJURED-Knee				L-Min 12/11	1	0	1									
L-Atl 12/20				RESERVE/INJURED-Knee				L-@ Hou 12/18												
L-@ NO 12/27				RESERVE/INJURED-Knee				W-Ten 12/24	2	0	2	1.0(-8)	1(-8)	3	2					
L-@ Hou 1/3/16				RESERVE/INJURED-Knee				L-@ Ind 1/1/17	0	1	1	0.5(-3)		2	1					
Totals	0	0	0	0(0)	0(0)	0	0	Totals	23	9	32	4.0(-26.5)	4(-14)	11	5					

FOWLER'S CAREER GAME-BY-GAME, cont.

2017 (Jacksonville)							
Game	ST	AT	TT	Sks Yds	Tk/ Ls	QB Prs	PBU
W-@ Hou 9/10	3	0	3	1.0(-6)	1(-2)		
L-Ten 9/17							
W-Bal (Lon.) 9/24.....	2	0	2	1.0(-5)		1	
L-@ NYJ 10/1	1	0	3	1.0(-9)		1	
W-@ Pit 10/8.....	1	0	1	1.0(-4)		1	
L-LAR 10/15.....							
W-@ Ind 10/22.....	3	1	4	1.5(-8)		2	
W-Cin 11/5.....							
W-LAC 11/12.....							
W-@ Cle 11/19.....	1	0	1	1.0(-8)		1	
L-@ Ari 11/26.....	2	0	2				
W-Ind 12/3.....							
W-Sea 12/10.....							
W-Hou 12/17.....	2	0	2	1.0(-6)		2	
L-@ SF 12/24.....	1	0	1				
L-@ Ten 12/31.....	0	2	2	0.5(-3)		1	
Totals.....	18	3	21	8.0(-49)	1(-2)	10	

Playoffs

W-Buf 1/7/18.....	1	0	1				
W-@ Pit 1/14/18.....	1	0	1				1
L-@ NE 1/21/18.....	3	0	3	2.0(-4)	2(-4)	3	
Totals.....	5	0	5	2.0(-4)	2(-4)	3	1

2018 (Jacksonville)

Game	ST	AT	TT	Sks Yds	Tk/ Ls	QB Prs	PBU
W-@ NYG 9/9				RESERVE/SUSPENDED			
W-NE 9/16	1	0	1	1.0(-8)			
L-Ten 9/23	1	0	1				
W-NYJ 9/30.....							
L-@ KC 10/7	1	0	1				
L-@ Dal 10/14.....	1	0	1				
L-Hou 10/21	2	0	2	1.0(-8)	1(-8)	1	
L-Phi 10/28 (Lon.)..	2	1	3				
Totals.....	8	1	9	2.0(-16)	1(-8)	1	

2018 (LA Rams)

L-@ NO 11/4	1	0	1		1(-4)		1
W-Sea 11/11.....	2	2	4	1.0(-15)		1	
W-KC 11/19.....	0	3	3				
W-@ Det 12/2	5	0	5	1.0(-3)	3(-11)	1	
L-@ Chi 12/9.....	2	0	2				
L-Phi 12/16.....	1	1	2				
W-@ Ari 12/23.....						2	
W-SF 12/30.....	4	0	4			1	
Totals.....	15	6	21	2.0(-18)	4(-15)	5	1

Playoffs

W-Dal 1/12/19.....	2	1	3	1.0(-8)	1(-8)	1	
W-@ NO 1/20/19.....	2	3	5	0.5(-0.5)	1(0)	2	
L-NE 2/3/19.....	4	0	4		2(-4)		
Totals.....	8	4	12	1.5(-8.5)	4(-12)	3	

2019 (LA Rams)

Game	ST	AT	TT	Sks Yds	Tk/ Ls	QB Prs	PBU
W-@ Car 9/8.....	2	0	2	2.0(-17)	2(-17)	3	
W-NO 9/15.....	4	2	6		1(-5)		
W-@ Cle 9/22.....	2	2	4				1
L-TB 9/29.....	1	3	4		1(-3)		
L-@ Sea 10/3.....	2	2	4		1(0)		
L-SF 10/13.....	0	1	1				
W-@ Atl 10/20.....	6	1	7	3.0(-22)	3(-17)	4	1
W-Cin 10/27.....	3	1	4	1.5(-13.5)	1(-9)	2	
L-@ Pit 11/10.....	1	1	2		1(0)		
W-Chi 11/17.....							
L-Bal 11/25.....	4	0	4				
W-@ Ari 12/1.....	2	0	2	1.0(-12)	2(-12)	1	2
W-Sea 12/8.....	2	2	4	1.5(-9.5)	1(-5)	3	
L-@ Dal 12/15.....	4	2	6				
L-@ SF 12/21.....	5	1	6	2.5(-10)	3(-8)	3	1
W-Ari 12/29.....	2	0	2				1
Totals.....	40	18	58	11.5(-84)	16(-76)	16	6

2020 (Atlanta)

Game	ST	AT	TT	Sks Yds	Tk/ Ls	QB Prs	PBU
L-Sea 9/13.....	1	3	4	0.5(-3)	1(-3)	1	
L-@ Dal 9/20.....	1	1	2	0.5(-2.5)			
L-Chi 9/27.....							1
L-@ GB 10/5.....	1	1	2		1(-4)		
L-Car 10/11.....	1	1	2			3	
W-@ Min 10/18.....	1	1	2				
L-Det 10/25.....	2	1	3		1(-5)		
W-@ Car 10/29.....	1	1	2	1.0(-2)		1	
W-Den 11/8.....				INACTIVE/INJURED-Hamstring			
L-@ NO 11/22.....				RESERVE/COVID-19			
W-LV 11/29.....							1
L-NO 12/6.....	1	0	1				
L-@ LAC 12/13.....	1	1	2			1	
L-TB 12/20.....							
L-@ KC 12/27.....	0	1	1				
L-@ TB 1/3/21.....	2	0	2	1.0(-8)	1(-8)	1	
Totals.....	12	11	23	3.0(-15.5)	4(-20)	8	1

2021 (Atlanta)

Game	ST	AT	TT	Sks Yds	Tk/ Ls	QB Prs	PBU
W-Phi 9/12.....	1	1	2				
W-@ TB 9/19.....	2	1	3	1.0(-2)		2	
W-@ NYG 9/26.....	1	2	3	1.0(-9)		1	1
L-WAS 10/3.....	2	1	3		2(-3)		
L-NYJ 10/10.....	1	0	1				
L-@ Mia 10/24.....				RESERVE/INJURED-Knee			
W-Car 10/31.....				RESERVE/INJURED-Knee			
W-@ NO 11/7.....				RESERVE/INJURED-Knee			
L-@ Dal 11/14.....	1	1	2				
W-NE 11/18.....	2	3	5	0.5(-6)		1	
L-@ Jac 11/28.....	1	1	2	1.0(-12)			
L-TB 12/5.....	2	0	2				
L-@ Car 12/12.....	3	0	3	1.0(-10)	3(-12)	1	1
W-@ SF 12/19.....	1	0	1			1	
L-Det 12/22.....	0	3	3			1	
W-@ Buf 12/29.....	2	1	3		1(-2)	1	
L-NO 1/9/22.....	2	1	3				
Totals.....	21	15	36	4.5(-39)	6(-17)	8	1

2022 (Dallas)

Game	ST	AT	TT	Sks Yds	Tk/ Ls	QB Prs	PBU
L-TB 9/11.....							
W-Cin 9/18.....	1	0	1	1.0(-3)		2	1
W-@ NYG 9/26.....						1(-2)	1
W-WAS 10/2.....				1.0(-6)		1(-1)	2
W-@ LAR 10/9.....	1	0	1				4
L-@ Phi 10/16.....	1	0	1	1.0(-12)			1
W-Det 10/23.....	2	1	3				1
W-Chi 10/30.....	4	0	4	1.0(-11)	1(-8)	3	1
L-@ GB 11/13.....	3	0	3				
W-@ Min 11/20.....	1	0	1	1.0(-10)			3
W-NYG 11/24.....	1	0	1				1
W-Ind 12/4.....							
W-Hou 12/11.....	2	1	3				
L-@ Jac 12/18.....	1	0	1				2
W-Phi 12/24.....							4
W-@ Ten 12/29.....	1	0	1	1.0(-7)			3
L-@ Was 1/8/23.....							2
Totals.....	17	3	20	6.0(-49)	3(-11)	29	2

Playoffs

W-@ TB 1/16/23.....	1	0	1				1
L-@ SF 1/22/23.....							
Totals.....	1	0	1				1


Game	2023 (Dallas)			Sks Yds	TkI/ Ls	QB Prs	PBU
	ST	AT	TT				
W-@ NYG 9/10.....						4	2
W-NYJ 9/17.....	1	0	1				
L-@ Ari 9/24.....						2	
W-NE 10/1.....				1.0(0)		2	
L-@ SF 10/8.....	1	0	1		1(-5)		
W-@ LAC 10/16....						3	1
W-LAR 10/29.....	1	0	1		1(-2)		
L-@ Phi 11/5.....						1	
W-NYG 11/12.....	1	0	1	1.0(-8)		5	
W-@ Car 11/19.....						3	
W-Was 11/23.....				0.5(-3)		2	
W-Sea 11/30.....						3	
W-Phi 12/10.....	0	2	2			2	
L-@ Buf 12/17.....						1	
L-@ Mia 12/24.....						1	
W-Det 12/30.....	1	0	1		1(-3)		
W-@ Was 1/7/24....				1.5(-8)		2	
Totals.....	5	2	7	4.0(-19)	3(-10)	32	3
Playoffs							
L-GB 1/14/24.....							

Game	2024 (Washington)			Sks Yds	TkI/ Ls	QB Prs	PBU
	ST	AT	TT				
L-@ TB 9/8.....	1	1	2				
W-NYG 9/15.....	1	1	2				
W-@ Cin 9/23.....	0	1	1	0.5(-3)			1
W-@ Ari 9/29.....	1	0	1				
W-Cle 10/6.....	1	0	1	1.0(-8)		1	1
L-@ Bal 10/13.....	4	0	4	2.0(-15)		3	2
W-Car 10/20.....	2	0	2	1.0(0)		1	1
W-Chi 10/27.....	1	0	1				
W-@ NYG 11/3.....	3	3	6	2.0(-12)		2	2
L-Pit 11/10.....	3	2	5	2.0(-15)		2	2
L-@ Phi 11/14.....							
L-Dal 11/24.....	1	2	3				
W-Ten 12/1.....	2	0	2			1	1
W-@ NO 12/15.....	1	0	1			1	
W-Phi 12/22.....	2	0	2	1.0(-11)		1	1
W-Atl 12/29.....	1	1	2	1.0(-6)		1	1
W-@ Dal 1/5/25.....	2	2	4				
Totals.....	25	14	39	10.5(-70)		14	12
Playoffs							
W-@ TB 1/12/25....	1	0	1				
W-@ Det 1/18/25....	2	1	3			1	1
L-@ Phi 1/26/25....	0	1	1				
Totals.....	3	2	5			1	1

C.J. GOODWIN

29 • Cornerback

6-3 • 195 • 2/4/90
 California (PA) • PS(Cin)-'18
 NFL: 10th Year • Cowboys: 8th Year
 Games/Starts: 2024-17/0; Career-119/1
 Postseason: 2024-0/0; Career-8/0



PRO: The Dallas Cowboys acquired C.J. Goodwin off the Cincinnati Bengals practice squad following Week 5 of the 2018 season to add depth to the Cowboys secondary and special teams. Since his arrival in Dallas, Goodwin has played in 74 games and has developed into one of the league's top special teams coverage men. From 2019-21, he recorded 10 special teams tackles each year, becoming the first player in franchise history to lead the team in special teams tackles three consecutive years (since special teams tackles were tracked beginning in 1988). After a shoulder/pec injury ended his 2023 season prematurely, Goodwin returned in 2024 in prime form with a career-best 12 special teams tackles. In the 2025 off-season, Dallas signed Goodwin to a one-year extension, keeping the special teams ace in Dallas for at least one more season.

TRANSACTION SUMMARY:

- 3/4/25:** Signed a one-year extension with Dallas through 2025.
- 3/14/24:** Signed a one-year contract with Dallas through 2024.
- 8/29/23:** Waived, signed to the practice squad (8/30) and activated (9/23).
- 3/17/23:** Signed a one-year contract with Dallas through 2023.
- 3/19/21:** Signed a two-year contract with Dallas through 2022.
- 3/30/20:** Signed a one-year contract with Dallas through 2020, released (9/5) and re-signed (9/7).
- 12/19/18:** Returned to practice and activated (12/29).
- 10/10/18:** Signed to Dallas' active roster and placed on Reserve/Injured with an arm injury (10/26).
- 8/4/18:** Signed with Cincinnati, waived (9/1) and signed to Cincinnati's practice squad (9/2).
- 5/14/18:** Waived, claimed by San Francisco (5/15) and released (7/31).
- 4/3/18:** Signed a one-year contract with Arizona, waived (5/1) and claimed by the N.Y. Giants (5/2).
- 12/14/17:** Waived by Atlanta and claimed by Arizona (12/15).
- 1/5/16:** Signed as a Future with Atlanta.
- 1/5/15:** Signed as a Future with Pittsburgh, waived (8/31) and signed to Atlanta's practice squad (11/3).
- 8/26/14:** Waived and signed to Pittsburgh's practice squad (8/31).
- 6/4/14:** Signed with Pittsburgh as an undrafted free agent.

2024:

- Returned from his chest injury and played in all 17 games, recording a career-best 12 special teams tackles.
- Against Baltimore (9/22) made his first special teams tackle of the season and recovered an inside kick, one of only three inside kicks to be recovered across the league in 2024.
- Tied a season high with two special teams tackles against Philadelphia (11/10).

- Notched a special teams tackle and a forced fumble against the N.Y. Giants (11/28) on Thanksgiving Day.
- Made one special teams tackle and recovered a fumble against Washington (1/5/25) in the season finale.

2023:

- Played in just five games before a chest injury ended his season - breaking a four-year streak without missing a game. Finished with two tackles on defense and three on special teams.
- Released at the end of camp, signed to the practice squad and elevated for game action for the first three games before signing to the active roster (9/23).
- Served as the special teams captain and elevated from the practice squad at the N.Y. Giants (9/10), assisting on two tackles.
- Played in his 100th career game and led the team with two special teams tackles at Arizona (9/24).
- Had a tackle on special teams before leaving the game at San Francisco (10/8) with a shoulder/pec injury and did not return.

2022:

- Played in all 17 games - the fourth straight season he has seen action in every game - and finished second on the team with nine special teams stops to go along with a forced fumble.
- Named special teams captain three times on the season - for the season opener against Tampa Bay (9/11), at Green Bay (11/13) and against Philadelphia (12/24) - in addition to both postseason games.
- Forced his first career fumble on special teams at Green Bay (11/13), also adding a special teams tackle.
- Tallied a career-high tying three special teams tackles in the season finale at Washington (1/8/23).

2021:

- Played in all 17 games - the third straight season he has seen action in every game - and notched a team-best 10 special teams tackles, tying a career-high.
- Named special teams captain in the win at New England (10/17).
- Tallied two special teams tackles on punt coverage in the win over Atlanta (11/14), then made his 75th career appearance, playing special teams at New Orleans (12/2).
- Tied his season high with two special teams tackles in the finale at Philadelphia (1/8/22), then added a special teams tackle and had a 16-yard catch on a fake punt against San Francisco (1/16/22) in the Wild Card game - his first career reception.

2020:

- Played all 16 games for the second straight year, leading Dallas with a career-high tying 10 special teams tackles.
- Had a tackle and his first career quarterback pressures on defense.
- Recovered the onside kick against Atlanta (9/20) that set up Dallas' game-winning field goal.
- Named special teams captain for the Week 9 game against Pittsburgh (11/8), had one special teams tackle and took a lateral from Cedrick Wilson on a punt return 73 yards to set up a field goal.
- Saw extra time on defense as a "spy" against Philadelphia (11/27) and logged his tackle and pressures.

2019:

- Played in all 16 games for the first time in his career and paced the team with a career-best 10 special teams stops. Also saw limited time as a reserve defensive back and tallied two tackles.
- Saw time on defense at Chicago (12/5) and logged a tackle along with a career-high tying three teams stops.

2018 (Arizona/N.Y. Giants/San Francisco/Cincinnati/Dallas):

- Signed a one-year deal with Arizona in April but was released before the summer.
- Spent the offseason with the N.Y. Giants and San Francisco before signing to the Bengals practice squad for Week 1.
- Signed by Dallas off Cincinnati's practice squad (10/10) and made his Cowboys debut against Jacksonville (10/14).
- Made a tackle on a punt at Washington (10/21), but broke his arm on the play, landing on Reserve/Injured.
- Returned to practice Dec. 19 and activated Dec. 29 to play in the season finale and both playoff games

2017 (Atlanta/Arizona):

- Returned to the Falcons to play in 12 games and logged five tackles before being released in early December.
- Posted a career-high four tackles on defense against Tampa Bay (11/26).
- Signed with Arizona (12/15) and played in the final two games of the season, making his debut against the N.Y. Giants (12/24).

2016 (Atlanta):

- After signing with Atlanta, played in 14 games with one start, and logged seven tackles.
- Made his NFL debut in Week 1 against Tampa Bay (9/11) and had three special teams tackles at the LA Rams (12/11).
- Made his first career start against San Francisco (12/16).
- Had two tackles and a special teams stop in Super Bowl LI against New England (2/5/17).

2015 (Pittsburgh/Atlanta):

- Signed a Future's contract prior to the 2015 season with Pittsburgh, but was released following training camp.
- Signed to Atlanta's practice squad for the remainder of the 2015 season.

2014 (Pittsburgh):

- Signed as an undrafted free agent and spent all of 2014 on the Pittsburgh practice squad.

COLLEGE:

- Played wide receiver during his lone season at California University of Pennsylvania and appeared in 11 games with one start, catching 11 passes for 126 yards and a touchdown.
- Was at Fairmont State for one year and led the team with 18.3 yards-per-catch with four touchdowns as a junior.
- Began his collegiate career playing basketball at Bethany College for two years before transferring to Fairmont.

PERSONAL:

- Did not play football until his senior year at The Linsly School in Wheeling, W.V.
- Has a daughter, Caidyn, and a son, Cason.
- Earned his degree in business management from California (Pa.).

COMMUNITY:

- 2019 Dallas Cowboys Draft Day/Fan Appreciation Party.
- 2019 Cowboys U High School Camp.
- 2019 Salvation Army relief for Dallas tornado.
- 2019-23 My Cause My Cleats campaign.
- Training Camp - Community Corner and Back Together Saturday.
- Training Camp Heroes Day.
- Annual Team Holiday Hospital Visits.
- Make-A-Wish Foundation of North Texas.
- Salvation Army Angel Tree Christmas Program.
- 2022, 2024 Dallas Cowboys Draft Day/Fan Appreciation Party.
- 2025 Character Playbook - Black Business Titans: Inspiring the Next Generation for Black History Month.
- 2025 Reliant Home Run Derby benefiting the Salvation Army.

GOODWIN'S NFL TOTALS

Year Team	GP-GS	DEFENSE										INTERCEPTIONS					FUMBLES REC			
		ST	AT	TT	Sks- Yds	Tkl/ Ls	QB Prs	PBU	FF	No	Yds	Avg	Lg	TD	No	Yds	Avg	Lg	TD	
2014 Pittsburgh	0-0				PRACTICE SQUAD					PRACTICE SQUAD					PRACTICE SQUAD					
2015 Atlanta	0-0				PRACTICE SQUAD					PRACTICE SQUAD					PRACTICE SQUAD					
2016 Atlanta	14-1	6	1	7	0.0(0)	0(0)	0	2	0	0	0	0.0	0	0	0	0.0	0	0	0	
2017 Atlanta	12-0	5	0	5	0.0(0)	0(0)	0	0	0	0	0	0.0	0	0	0	0.0	0	0	0	
Arizona	2-0	0	0	0	0.0(0)	0(0)	0	0	0	0	0	0.0	0	0	0	0.0	0	0	0	
2018 Dallas	3-0	0	0	0	0.0(0)	0(0)	0	0	0	0	0	0.0	0	0	0	0.0	0	0	0	
2019 Dallas	16-0	2	0	2	0.0(0)	0(0)	0	0	0	0	0	0.0	0	0	0	0.0	0	0	0	
2020 Dallas	16-0	0	1	1	0.0(0)	0(0)	2	0	0	0	0	0.0	0	0	0	0.0	0	0	0	
2021 Dallas	17-0	0	0	0	0.0(0)	0(0)	0	0	0	0	0	0.0	0	0	0	0.0	0	0	0	
2022 Dallas	17-0	0	0	0	0.0(0)	0(0)	0	0	0	0	0	0.0	0	0	0	0.0	0	0	0	
2023 Dallas	5-0	0	2	2	0.0(0)	0(0)	0	0	0	0	0	0.0	0	0	0.0	0	0	0	0	
2024 Dallas	17-0	0	0	0	0.0(0)	0(0)	0	0	0	0	0	0.0	0	0	0.0	0	0	0	0	
Totals	119-1	13	4	17	0.0(0)	0(0)	2	2	0	0	0	0.0	0	0	0.0	0	0	0	0	
Playoffs																				
2016 Atlanta	3-0	3	0	3	0.0(0)	0(0)	0	1	0	0	0	0.0	0	0	0	0.0	0	0	0	
2018 Dallas	2-0	0	0	0	0.0(0)	0(0)	0	0	0	0	0	0.0	0	0	0	0.0	0	0	0	
2021 Dallas	1-0	0	0	0	0.0(0)	0(0)	0	0	0	0	0	0.0	0	0	0	0.0	0	0	0	
2022 Dallas	2-0	0	0	0	0.0(0)	0(0)	0	0	0	0	0	0.0	0	0	0	0.0	0	0	0	
2023 Dallas	0-0				RESERVE/INJURED-Chest					RESERVE/INJURED					RESERVE/INJURED					
Totals	8-0	3	0	3	0.0(0)	0(0)	0	1	0	0	0	0.0	0	0	0.0	0	0	0	0	

ADDITIONAL STATISTICS

Special Teams Tackles – 2016 (8-2-10), 2017 (Atl: 2-1-3; Ari: 1-0. 3-1-4), 2018 (1-0-1), 2019 (7-3-10), 2020 (10-0-10), 2021 (7-3-10), 2022 (4-5-9, 1FF), 2023 (3-0-3), 2024 (9-3-12).
Totals: 51-17-69, 2 FF, 1 FR.
Playoffs – 2016 (1-1-2-Atl), 2018 (1-0-1), 2021 (1-0-1), 2022 (0-1-1). **Totals: 2-2-4.**

Punt Returns – 2020 (0 for 73 yards).

Receptions – *Playoffs* 2021 (1 for 16 yards).

SINGLE-GAME HIGHS

Tackles – 4 vs. Tampa Bay, 11/26/17
Spec. Tms. Tkl. – 3, four times, last at Washington, 1/8/23

WILL GRIER
15 • Quarterback

6-1 • 212 • 4/3/95
 West Virginia • W(Car) '21
 NFL: 5th year • Cowboys: 2nd year
 Games/Starts: 2024-0/0; Career-2/2
 Postseason: 2024-0/0; Career-0/0



PRO: The Dallas Cowboys added more competition for the backup quarterback spot when they signed Will Grier to their practice squad in the middle of the 2024 season. Grier, a former Heisman Trophy Finalist at West Virginia, is in his second stop with Dallas after spending two seasons (2021-22) with the Cowboys as the team's No. 3 quarterback. Grier, originally a third round draft pick by Carolina, started two games for the Panthers in his rookie season before not seeing any action in 2020. As a veteran signal caller who is familiar with Dallas' offensive personnel, Grier looks to compete for the lead backup spot to Prescott.

TRANSACTION SUMMARY:

- 11/12/24:** Signed to Dallas' practice squad and activated (1/4/25).
- 8/26/24:** Released by Philadelphia and signed to Philadelphia's practice squad (8/28)
- 4/1/24:** Signed a one-year contract with Philadelphia.
- 12/18/23:** Signed with the LA Chargers.
- 9/22/23:** Signed with New England's active roster, released (11/25) and signed to New England's practice squad (11/29).
- 8/29/23:** Released by Dallas and signed to Cincinnati's practice squad (8/30).
- 1/10/22:** Placed on Reserve/Injured with a knee injury.
- 8/31/21:** Waived by Carolina and claimed off waivers by Dallas (9/1).
- 5/9/19:** Drafted in the third round (100th overall) by Carolina.

2024 (Philadelphia/Dallas):

- Signed a one-year contract with Philadelphia but was released after training camp and signed to the Eagles practice squad. Released by Philadelphia and signed back to Dallas' practice squad in November.
- Activated for Week 18, dressed for the game against Washington (1/5/25) but did not see any snaps.

2023 (Dallas/Cincinnati/New England/LA Chargers):

- Remained with Dallas through the offseason and training camp before being released on the roster cut down date.
- Signed to Cincinnati's practice squad and then signed to New England's active roster at the end of September.
- Released by New England (11/25) and signed to its practice squad (11/29) before signing to the LA Chargers active roster (12/18), where he finished the season.

2022 (Dallas):

- Started the season on the practice squad, signed to the active roster after Week 1 to serve as the backup to Cooper Rush for five games, but did not see any game action and spent the final 11 weeks as a game-day inactive.
- With Prescott (thumb) injured in Week 1, was active but did not play in the games against Cincinnati (9/18), at the N.Y. Giants (9/26), against Washington (10/2), at the LA Rams (10/9) and at Philadelphia (10/16).

2021 (Dallas):

- Was a game-day inactive for 16 contests and active for one but did not play.
- With Prescott (calf) injured for the game at Minnesota (10/31), active but did not play.
- Suffered a knee injury prior to the finale at Philadelphia (1/8/22) that landed him on Reserve/Injured.

2019 (Carolina):

- Did not appear in any games and was inactive for nine of the final eleven contests.
- Started the final two games, completing 28-of-52 passes for 228 yards and four interceptions.
- Made his NFL debut at Indianapolis (12/22), completing 27-of-44 passes for 224 yards and three interceptions.

COLLEGE:

- Three-year starter at West Virginia where he was a Heisman Trophy Finalist in 2018.
- As a senior led the NCAA in passing yards-per-game (305.6) and ranked fifth in the nation in career pass efficiency (165.1). He also ranked second in the country in touchdown passes (37) and third in passing yards (3,864), along with a career-best 67.0% completion rate.
- Named Maxwell Award Finalist, Johnny Unitas Golden Arm Award Top-5 Finalist and Manning Award Finalist for his efforts in 2018.
- In 2017 started the first eleven games before a hand injury ended his season. Despite the injury, finished with All-Big 12 second-team honors after throwing for 3,490 yards and 34 touchdowns.
- Sat out the 2016 season due to NCAA transfer requirements.
- Played in six games as a true freshman at Florida. In six appearances during 2015, completed 65.9% of his passes for 1,204 yards, 10 touchdowns and just three interceptions.

PERSONAL:

- Played quarterback under his father, Chad Grier, at Davidson, N.C., Day School.
- Threw for 4,989 yards as a senior and led the nation with 77 touchdowns, along with 1,251 rushing yards and 13 scores on the ground.
- Named the 2013 Parade National Player of the Year and Maxwell Player of the Year and the Gatorade North Carolina Player of the Year as a junior and senior.
- Graduated with his bachelor's degree in multidisciplinary studies from West Virginia.

COMMUNITY:

- 2022 Dallas Cowboys Draft Day/Fan Appreciation Party.
- Annual Team Holiday Hospital Visits.

GRIER'S NFL TOTALS

Year Team	GP-GS	PASSING											
		Att	Cmp	Yds	Pct	Yds/Att	TD	TD%	Int	Int%	Long	Sacks	Rating
2019 Carolina	2-2	52	28	228	53.8	4.4	0	0.0	4	7.7	28	6/44	33.2
2020 Carolina	0-0	0	0	0	0	0	0	0.0	0	0.0	0	0/0	0.0
2021 Dallas	0-0	0	0	0	0	0	0	0.0	0	0.0	0	0/0	0.0
2022 Dallas	0-0	0	0	0	0	0	0	0.0	0	0.0	0	0/0	0.0
2023 Cin/NE/LAC	0-0	0	0	0	0	0	0	0.0	0	0.0	0	0/0	0.0
2024 Phi/Dal	0-0	0	0	0	0	0	0	0.0	0	0.0	0	0/0	0.0
Totals	2-2	52	28	228	53.8	4.4	0	0.0	4	7.7	28	6/44	33.2
Playoffs		RESERVE/INJURED-Knee											
2021 Dallas	0-0	0	0	0	0	0	0	0.0	0	0.0	0	0/0	0.0
2022 Dallas	0-0	0	0	0	0	0	0	0.0	0	0.0	0	0/0	0.0
Totals	0-0	0	0	0	0	0	0	0.0	0	0.0	0	0/0	0.0
Year Team	RUSHING												
	No	Yds	Avg	Long	TD								
2019 Carolina	7	22	3.1	11	0								
2020 Carolina	0	0	0.0	0	0								
2021 Dallas	0	0	0.0	0	0								
2022 Dallas	0	0	0.0	0	0								
2023 Cin/NE/LAC	0	0	0.0	0	0								
2024 Phi/Dal	0	0	0.0	0	0								
Totals	7	22	3.1	11	0								
Playoffs		RESERVE/INJURED-Knee											
2021 Dallas	0	0	0.0	0	0								
2022 Dallas	0	0	0.0	0	0								
Totals	0	0	0.0	0	0								

TYLER GUYTON

60 • Tackle

6-7 • 325 • 6/11/02
 Oklahoma • DI-'24 (29th overall)
 NFL: 2nd Year • Cowboys: 2nd Year
 Games/Starts: 2024-15/11; Career-15/11
 Postseason: 2024-0/0; Career-0/0



PRO: With their first selection (29th overall) in the 2024 NFL Draft, the Dallas Cowboys landed an athletic big man in tackle Tyler Guyton following a draft day trade with Detroit. After seeing most of his time in college at right tackle, playing at both TCU and Oklahoma, Guyton made the move to left tackle as a rookie. He battled through injuries late in the season to play in 15 games with 11 starts for Dallas and returns in 2025 looking to take the second-year jump and cement his role as the Cowboys blindside protector.

TRANSACTION SUMMARY:

4/25/24: Drafted in the first round (29th overall) by Dallas.

2024:

- As a rookie, played in 15 games and started 11 at left tackle. Missed two games - against Detroit (10/13 - knee) and against Philadelphia (11/10-shoulder).
- Made his NFL debut at left tackle at Cleveland (9/8) and blocked for an offense that tallied 265 yards and 102 yards on the ground. Combined with Cooper Beebe to become the second rookie offensive lineman duo to start in a Cowboys season opener.
- Helped the offense log 412 yards and 26 first downs against Baltimore (9/22).
- Replaced an injured Chuma Edoga at Carolina (12/15), blocking for an offense that generated 410 yards with a season-high 211 rushing yards, three touchdowns and 24 first downs.

COLLEGE:

- As a junior, earned honorable mention All-Big 12 honors from league head coaches, starting nine of his 10 appearances at right tackle, playing a career-high 663 snaps.
- After transferring from TCU as a sophomore, appeared in 10 games and made five starts at offensive tackle, allowing just 2.0 sacks and no additional quarterback hits on 191 pass blocking plays, according to PFF.
- Played in eight games and split time between offensive tackle and H-back as a redshirt freshman at TCU in 2021.
- Redshirted his freshman season at TCU in 2020 and saw action in the later stages of the game at Kansas.

PERSONAL:

- Named second-team all-district as a defensive lineman during his senior year at Manor, Texas, High School. Helped Manor High reach the Class 5A quarterfinals in 2019.
- Also played basketball and did not play a down of high school football until his senior year.
- Majored in multidisciplinary studies at Oklahoma.

COMMUNITY:

- 2024 Rookie Club: The Salvation Army Angel Tree Load-In.
- 2024 Rookie Club: Everybody Plays Field Day.
- 2024 Early Thanksgiving Meal at The Salvation Army.
- Annual Team Holiday Hospital Visits.

GUYTON'S COWBOYS TOTALS

GAMES/STARTS: 2024 (15/11).

KEMON HALL

43 • Cornerback

(KEY-mon)

5-11 • 202 • 6/2/97
 North Texas • W(SF)-24
 NFL: 3rd Year • Cowboys: 2nd Year
 Games/Starts: 2024-6/0; Career-24/0
 Postseason: 2024-0/0; Career-0/0



PRO: Midway through training camp in 2024, the Dallas Cowboys claimed cornerback Kemon Hall off waivers from San Francisco. Hall has played for five NFL teams since he entered the league in 2019, playing primarily on special teams. Hall has recorded 14 career special teams stops, a fumble recovery and one defensive tackle. The most productive year of his career came in 2022 with the LA Chargers, when he played in 16 games and finished with six special teams tackles. In 2024 with Dallas, Hall started the season on the practice squad before playing his way to the active roster, where he played in six games and made seven special teams tackles.

TRANSACTION SUMMARY:

- 8/27/24:** Waived by Dallas, signed to Dallas' practice squad (8/28) and activated (12/9).
7/27/24: Waived by San Francisco and claimed off waivers by Dallas (7/28).
2/13/24: Signed a Futures contract with San Francisco.
11/28/23: Signed to San Francisco's practice squad.
3/22/23: Signed a one-year contract with the LA Chargers and released (8/23).
8/30/22: Released and signed to the LA Chargers practice squad (8/31).
9/3/21: Waived and signed to the LA Chargers active roster (9/7).
1/4/21: Signed a Futures contract with Dallas, waived (5/5) and claimed off waivers by the LA Chargers (5/6).
9/6/20: Signed to New Orleans' practice squad, waived (9/19) and signed to Dallas' practice squad (12/23).
1/12/20: Signed a Futures contract with Minnesota, waived (8/3), signed with New Orleans (8/25) and waived (9/5).
9/1/19: Signed to the LA Chargers practice squad, waived (9/10) and signed to Minnesota's practice squad (12/31).
5/10/19: Signed with the LA Chargers as an undrafted free agent and waived (8/31).

2024 (San Francisco/Dallas):

- Started training camp with San Francisco before being waived at the end of July and claimed off waivers by Dallas.
- Spent the majority of the season on Dallas' practice squad and was elevated three times before signing to the active roster in Week 15.
- Played in six games for Dallas, primarily on special teams, where he accumulated seven special teams stops before being placed on Reserve/Injured with a hamstring injury in Week 18.
- Recorded a season-high two special teams tackles in back-to-back weeks - against Cincinnati (12/9) and at Carolina (12/15).

2023 (LA Chargers/San Francisco):

- Went to training camp with the LA Chargers before being released in the middle of camp. Signed to San Francisco's practice squad midway through the season but saw no game action.

2022 (LA Chargers):

- Started the season on the Chargers practice squad before signing to the active roster in Week 14.
- Appeared in two games, posting one special teams tackle, before going on Reserve/Injured (hamstring).

2021 (LA Chargers):

- Played in 16 games, mainly on special teams, and finished with one tackle on defense along with six special teams tackles and a fumble recovery.
- Recorded a career-best two special teams stops against Las Vegas (10/4) and Cleveland (10/10).
- Against Denver (1/2/22) recovered a muffed punt that led to a Chargers touchdown on the ensuing offensive drive.

2020 (Minnesota/New Orleans/Dallas):

- Started training camp with the Vikings before his release at the start of camp. Spent the rest of the season on practice squads in New Orleans and Dallas.

2019 (LA Chargers/Minnesota):

- Signed with the LA Chargers as an undrafted free agent and spent the season on the practice squads for the Chargers and Vikings.

COLLEGE:

- After starting his career at Itawamba Community College in Fulton, Miss., played two seasons at North Texas (2017-18) where he finished with 120 tackles, two tackles for loss, six interceptions, 28 pass breakups and a forced fumble.
- As a senior, earned first-team All-Conference USA and tallied 48 tackles, five interceptions, two of which he brought back for touchdowns, and 14 pass breakups in 11 starts for the Mean Green.
- In 2017 as a junior, finished with 72 tackles, one for loss, an interception, a team-high eight pass breakups and a forced fumble while starting all 14 games.
- As a sophomore at Itawamba Community College, played nine games with two interceptions and 45 tackles.

PERSONAL:

- Four-year letterman at Calhoun City, Miss., High School, where he played cornerback, wide receiver and punter.
- Earned a degree in integrated studies from North Texas.

HALL'S NFL TOTALS

Year Team	GP-GS	DEFENSE										INTERCEPTIONS					FUMBLES REC				
		ST	AT	TT	Sks-Yds	Tkl/Ls	QB Prs	PBU	FF	No	Yds	Avg	Lg	TD	No	Yds	Avg	Lg	TD		
2021 LA Chargers.....	16-0	1	0	0	0.0(0)	0(0)	1	0	0	0	0	0	0	0	0	0	0	0	0	0	
2022 LA Chargers.....	2-0	0	0	0	0.0(0)	0(0)	0	0	0	0	0	0	0	0	0	0	0	0	0	0	
2023 San Francisco.....	0-0	PRACTICE SQUAD										PRACTICE SQUAD					PRACTICE SQUAD				
2024 Dallas.....	6-0	0	0	0	0.0(0)	0(0)	0	0	0	0	0	0	0	0	0	0	0	0	0	0	
Totals.....	24-0	1	0	1	0.0(0)	0(0)	1	0	0	0	0	0	0	0	0	0	0	0	0	0	
Playoffs																					
2022 LA Chargers.....	0-0	0	0	0	0.0(0)	0(0)	0	0	0	0	0	0	0	0	0	0	0	0	0	0	
2023 San Francisco.....	0-0	PRACTICE SQUAD										PRACTICE SQUAD					PRACTICE SQUAD				
Totals.....	0-0	0	0	0	0.0(0)	0(0)	0	0	0	0	0	0	0	0	0	0	0	0	0	0	

ADDITIONAL STATISTICS

Special Teams Tackles – 2021 (1-0-1), 2022 (6-0-6),
2024 (6-1-7). **Totals: 10-4-14.**

SINGLE-GAME HIGHS

Spec. Tms. Tkl. – 2, four times, last at Carolina, 12/15/24

KELVIN HARMON

84 • Wide Receiver

6-2 • 215 • 12/15/96

NC State • FA '24

NFL: 2nd Year • Cowboys: 1st Year

Games/Starts: 2024-0/0; Career-16/8

Postseason: 2024-0/0; Career-0/0



PRO: The Dallas Cowboys signed wide receiver Kelvin Harmon at the beginning of 2024 training camp to compete for depth at receiver. Harmon was originally drafted in the sixth round (206th overall) by Washington in the 2019 NFL Draft. After a productive rookie season where he appeared in 16 games and played valuable snaps on both offense and special teams, Harmon suffered an ACL tear prior to the 2020 season and was placed on the Reserve/Non-Football Injury list for the rest of the year. In 2024 with Dallas, Harmon spent the entire season on the practice squad and will look to compete for a roster spot heading into 2025.

TRANSACTION SUMMARY:

- 1/6/25:** Signed as a Future with Dallas.
- 7/28/24:** Signed with Dallas, waived (8/27) and signed to Dallas' practice squad (8/28).
- 1/10/22:** Signed a Futures contract with Washington and waived (8/23).
- 9/29/21:** Signed to Washington's practice squad, waived (10/19) and re-signed to Washington's practice squad (10/20).
- 2/10/21:** Reinstated from Reserve/NFI and waived (8/15).
- 9/5/20:** Placed on Reserve/NFI (knee).
- 4/27/19:** Drafted in the sixth round (206th overall) by Washington.

2024 (Dallas):

- Following the start of training camp, signed with Dallas before being waived at the cutdown date and signing to the Cowboys practice squad for the remainder of the season.

2023:

- Out of football.

2022 (Washington):

- Signed a Futures contract with Washington but was waived during the second cutdown date at training camp.

2021 (Washington):

- Began training camp with Washington before being released at the first cutdown date. Spent the rest of the season on Washington's practice squad.

2020 (Washington):

- Suffered a torn ACL injury while training in June and was placed on Reserve/Non-Football Injury at the start of training camp where he remained for the season.

2019 (Washington):

- As a rookie, appeared in 16 games and tallied 30 receptions for 365 yards while also contributing on special teams.
- Made his NFL debut at Philadelphia (9/8), catching two passes for 31 yards.
- Had a career day against the N.Y. Jets (11/17), posting 53 receiving yards on a career-best five catches.
- Tallied a career-high 86 receiving yards on seven catches against the N.Y. Giants (12/22).

COLLEGE:

- Played three seasons at NC State (2016-18), where he appeared in 38 games and totaled 177 receptions for 2,665 yards and 16 touchdowns. Posted back-to-back seasons (2017-18) with 1,000 receiving yards.
- As a junior in 2018, recorded 81 receptions for 1,186 yards and seven touchdowns, earning first-team All-ACC honors and was named a Biletnikoff Award candidate.

- In 2017 as a sophomore, once again named a Biletnikoff Award candidate after amassing 1,017 receiving yards on 69 receptions with four touchdowns in 13 games played. Became the first NC State receiver to eclipse 1,000 receiving yards since 2003.

- As a true freshman, led the team in touchdown receptions (five) and named to the Athlon Sports All-ACC Freshman squad.

PERSONAL:

- Attended Palmyra, N.J., High School, where he played both wide receiver and safety. In his career, collected 2,764 receiving yards on 165 receptions with 36 touchdowns.
- During his senior year, led the state of New Jersey with 1,111 receiving yards on 66 receptions and 14 touchdowns. Also tallied 38 tackles, 2.0 sacks and an interception at safety.

- Majored in parks, recreation and tourism management at NC State.
- Originally born in Liberia, came to the United States when he was four years old.

COMMUNITY:

- 2025 STEM Field Day with Boys and Girls Club and The Salvation Army youth.

HARMON'S NFL TOTALS

Year Team	GP-GS	RECEIVING					RUSHING				
		No	Yds	Avg	Long	TD	No	Yds	Avg	Long	TD
2019 Washington.....	16-8	30	365	12.2	30	0	0	0	0.0	0	0
2020 Washington.....	0-0										
2021 Washington.....	0-0										
2024 Dallas.....	0-0										
Totals	16-8	30	365	12.2	30	0	0	0.0	0	0	0

DARIUS HARRIS

47 • Linebacker

6-2 • 245 • 1/17/96

Middle Tennessee State • FA-'24

NFL: 5th Year • Cowboys: 1st Year

Games/Starts: 2024-4/0; Career-37/6

Postseason: 2024-0/0; Career-7/0



PRO: The Dallas Cowboys added versatile linebacker Darius Harris to their defensive core midway through training camp in 2024, bringing in a player with multiplicity and a Super Bowl pedigree. Harris signed with Kansas City as an undrafted free agent in 2019 and played in 33 career games with six starts for the Chiefs since entering the league. He has compiled 55 tackles, two tackles for loss, 1.5 sacks, two pass breakups and two fumble recoveries in his career. Harris has also become a key special teams contributor, adding four career special teams tackles. In his first year with Dallas, Harris appeared in four games, contributing primarily on special teams.



2020 2022 2023

TRANSACTION SUMMARY:

- 12/28/24:** Signed to Dallas' active roster.
- 8/6/24:** Signed with Dallas, released (8/27) and signed to Dallas' practice squad (8/28).
- 10/31/23:** Signed to Kansas City's active roster, released (12/16) and signed to Kansas City's practice squad (12/19).
- 8/1/23:** Signed with Las Vegas, released (8/16) and signed to Las Vegas' practice squad (10/24).
- 2/2/22:** Re-signed with Kansas City.
- 10/9/21:** Released and signed to Kansas City's practice squad (10/12).
- 9/30/20:** Signed to Kansas City's active roster.
- 2/3/20:** Reinstated, released (9/5) and signed to Kansas City's practice squad (9/6).
- 5/4/19:** Signed with Kansas City as an undrafted free agent and placed on Reserve/Did Not Report (8/31).

2024 (Dallas):

- Signed with the Cowboys during training camp, was released at the cutdown date and spent most of the season on the practice squad before signing to the active roster in Week 17.
- Played in four games, contributing primarily on special teams, and made one special teams tackle.

2023 (Las Vegas/Kansas City):

- Signed with Las Vegas during training camp, released and then signed to Las Vegas' practice squad. Signed to Kansas City's active roster midway through the season and played in five games for the Chiefs, but did not record any stats.

2022 (Kansas City):

- Played in all 17 games with four starts, recording career-bests across the board with 41 tackles, two tackles for loss, 1.5 sacks, a fumble recovery and two special teams tackles.
- Started at Indianapolis (9/25) - his first of four-consecutive starts - and set a career high with 13 tackles and a tackle for loss.
- Started again against Las Vegas (10/10), registering 10 tackles and his first career sack.
- Had six tackles, a tackle for loss, a fumble recovery and a pass breakup against Buffalo (10/16).
- Tallied three special teams tackles in the postseason, including a special teams stop at Philadelphia (12/12/23) in Super Bowl LVII.

2021 (Kansas City):

- Saw action in seven games while fluctuating between the Chiefs practice squad and active roster, recording a special teams tackle.

2020 (Kansas City):

- Played in four games, starting two, and finished with 14 tackles, a fumble recovery and a pass breakup.
- Made his NFL debut at Miami (12/13), but did not record any stats.
- Started his first career game against Atlanta (12/27), finishing with four tackles and a fumble recovery, then recorded his first double-digit tackle game in the regular season finale against the LA Chargers (1/3/1), tallying 10 takedowns.
- Played in all three postseason games but did not record any stats.

2019 (Kansas City):

- Signed with Kansas City as an undrafted free agent and was placed on the Reserve/Did Not Report list following training camp, causing him to miss the entire season.

COLLEGE:

- Appeared in 53 games with 31 starts at Middle Tennessee State, recording 278 tackles, 11.5 sacks, 13 passes defended, four forced fumbles, three fumble recoveries and one interception.
- Earned first-team All-C-USA honors as a senior in 2018, ranking second on the team with a career-best 96 tackles, including 11 tackles for loss, 5.0 sacks, five quarterback pressures and four pass breakups.
- Played in all 13 games and had 10 starts to finish with 64 tackles - fifth on the team - and added 7.5 tackles for loss, 4.5 sacks, six breakups, a hurry and fumble return for a touchdown in 2017 as a junior.
- Appeared in all 13 games in 2016 and had seven starts, registering 74 tackles, eight tackles for loss and two fumble recoveries.
- Named to Conference USA All-Freshman team in 2015, tallying 44 tackles and an interception after redshirting in 2014.

PERSONAL:

- Played quarterback and defensive back for Horn Lake, Miss., High School.
- Married to Jassi and has two sons, Cruz and Cross.

HARRIS' NFL TOTALS

Year Team	GP-GS	DEFENSE								INTERCEPTIONS					FUMBLES REC				
		ST	AT	TT	Sks- Yds	Tk/ Ls	QB Prs	PBU	FF	No	Yds	Avg	Lg	TD	No	Yds	Avg	Lg	TD
2019 Kansas City	0-0				RESERVE/DNR									RESERVE/DNR					
2020 Kansas City	4-2	11	3	14	0.0(0)	0(0)	0	1	0	0	0	0.0	0	0	0	0.0	0	0	
2021 Kansas City	7-0	0	0	0	0.0(0)	0(0)	0	0	0	0	0	0.0	0	0	0	0.0	0	0	
2022 Kansas City	17-4	23	18	41	1.5(-18)	2(-4)	2	1	0	0	0	0.0	0	1	0	0.0	0	0	
2023 Las Vegas	0-0				PRACTICE SQUAD									PRACTICE SQUAD					
Kansas City	5-0	0	0	0	0.0(0)	0(0)	0	0	0	0	0	0.0	0	0	0	0.0	0	0	
2024 Dallas	4-0	0	0	0	0.0(0)	0(0)	0	0	0	0	0	0.0	0	0	0	0.0	0	0	
Totals	37-6	34	21	55	1.5(-18)	2(-4)	2	2	0	0	0	0.0	0	2	0	0.0	0	0	
Playoffs																			
2020 Kansas City	3-0	0	0	0	0.0(0)	0(0)	0	0	0	0	0	0.0	0	0	0	0.0	0	0	
2022 Kansas City	3-0	1	1	2	0.0(0)	0(0)	0	0	0	0	0	0.0	0	0	0	0.0	0	0	
2023 Kansas City	1-0	0	0	0	0.0(0)	0(0)	0	0	0	0	0	0.0	0	0	0	0.0	0	0	
Totals	7-0	1	1	2	0.0(0)	0(0)	0	0	0	0	0	0.0	0	0	0	0.0	0	0	

ADDITIONAL STATISTICS

Special Teams Tackles – 2021 (1-0-1), 2022 (0-2-2), 2024 (0-1-1).

Totals: 1-3-4. Playoffs - 2023 (3-0-3).

SINGLE-GAME HIGHS

Tackles – 13 at Indianapolis, 9/25/22

Solo Tackles – 8 vs. Las Vegas, 10/10/22

Playoffs – 4 vs. New England, 2/3/19

Sacks – 1.0 vs. Las Vegas, 10/10/22

BROCK HOFFMAN

67 • Center

6-4 • 318 • 7/2/99

Virginia Tech • FA-'22

NFL: 3rd Year • Cowboys: 3rd Year

Games/Starts: 2024-17/7; Career-37/9

Postseason: 2024-0/0; Career-2/0



PRO: The Dallas Cowboys signed Brock Hoffman following his release from Cleveland in 2022 to help provide depth along the offensive front and also mold a young and talented offensive piece for the future. Hoffman, a physical piece on the Cowboys interior offensive line, displays versatility up front, with starts at left guard, center and right guard. In 2024 he started seven games - six at guard and one at center - and in 2025 Hoffman will look to seize a starting job on the offensive line following the departure of nine-time Pro Bowler Zack Martin.

TRANSACTION SUMMARY:

- 3/4/25:** Re-signed with Dallas on a one-year contract through 2025.
- 9/30/23:** Activated from Dallas' practice squad.
- 1/23/23:** Signed as a Future with Dallas, released (8/29) and signed to Dallas' practice squad (9/9).
- 11/7/22:** Released by Cleveland and signed to Dallas' practice squad (11/16).
- 8/30/22:** Waived and signed to Cleveland's practice squad (8/31).
- 5/13/22:** Signed with Cleveland as a rookie free agent.

2024:

- Appeared in all 17 games and made seven starts at right guard, filling in for an injured Zack Martin for the latter half of the season.
- Made his first start of the season at right guard at Washington (11/24) in place of an injured Martin. Blocked for an offense that amassed 332 yards.
- Against Cincinnati (12/9) started at right guard before sliding over to center when Cooper Beebe left the game with a concussion in the second quarter. Contributed to a rushing attack that recorded a season-high 156 yards on the ground.
- Started at center in place of an injured Beebe at Carolina (12/15) before moving back to right guard the following week against Tampa Bay (12/22).

2023:

- Spent the first three games of the year on Dallas' practice squad but was elevated for game action each week. Signed to Dallas' active roster for the remainder of the season and saw action in every game for the Cowboys, starting two - one at center and one at right guard.
- Elevated from the practice squad and saw action on special teams at the N.Y. Giants (9/10) and against the N.Y. Jets (9/17), before making his first career start at center for an injured Tyler Biadasz (hamstring) at Arizona (9/24).
- Played on special teams units until his next start, this time at right guard in the season finale at Washington (1/7/24), and blocked for 440 yards - second highest yardage total in 2023 - and 5.56 yards-per-carry, the second highest rushing average of the season.

2022 (Cleveland/Dallas):

- Signed with Cleveland as an undrafted free agent but was waived at the final cut date and signed to Cleveland's practice squad before his release in early November.
- Signed to Dallas' practice squad in November and was elevated for three games in December, playing mostly on special teams.
- Made his postseason debut at San Francisco (1/22/23) to play on special teams.

COLLEGE:

- Played his first two seasons at Coastal Carolina (2017-18) before transferring to Virginia Tech (2019-21), and over the course of his collegiate career, started 46-of-47 games played.
- Named All-ACC honorable mention in 2021 after starting 11-of-12 games (10 at center and one at left guard). Also moved to right tackle in-game at West Virginia (9/18) to replace the Hokies injured right tackle.
- Started all 11 games at center in 2020 as a redshirt junior and helped the Hokies lead the ACC in rushing (240.1 yards-per-game).
- Redshirted in 2019 after transferring to Virginia Tech from Coastal Carolina.
- Started all 12 games at right guard on the offensive line for Coastal Carolina in 2018 and was a member of the Team Leadership Council as a sophomore.
- Became the first true freshman to start at center in Coastal Carolina's history (since 2003) while starting all 12 games in 2017.

PERSONAL:

- Played for Statesville, N.C., High School, earning first-team NCPreps.com all-state honors his senior year.
- Earned his degree in communication science and social inquiry from Virginia Tech.

COMMUNITY:

- 2022 Rookie Club presented by Blockchain.com.
- 2022 Early Thanksgiving at The Salvation Army.
- 2023 NFL My Cause My Cleats Campaign.
- 2024 NFL My Cause My Cleats Campaign - Derrick James Family Foundation.
- Play 60 Week events.
- Training Camp - Community Corner and Back Together Saturday.
- Training Camp Heroes Day
- Annual Team Holiday Hospital Visits.
- Make-A-Wish Foundation of North Texas.
- Hispanic Heritage outreach.

HOFFMAN'S NFL TOTALS

GAMES/STARTS (regular season, playoffs): 2022 (3/0, 1/0), 2023 (17/2, 1/0), 2024 (17/7). **Totals: 37/9, 2/0.**

MALIK HOOKER**28 • Safety**

6-1 • 215 • 4/2/96

Ohio State • FA-21

NFL: 9th year • Cowboys: 5th year

Games/Starts: 2024-17/17; Career-100/76

Postseason: 2024-0/0; Career-5/3



PRO: The Dallas Cowboys improved their secondary when they signed Malik Hooker during the first week of training camp in 2021. Hooker, the former 15th overall pick from the 2017 NFL Draft, arrived in Dallas after spending the first four years of his career with the Indianapolis Colts. His first four seasons did not come without struggle, as he missed 14 games in 2020 with a torn Achilles and more than half of his rookie season with a torn ACL and MCL. In making his return from the torn Achilles in 2020, Hooker played in 15 games with three starts in his first season in Dallas, and he notched 44 tackles, one stop for a loss, one interception and two breakups. Hooker signed a two-year contract extension with Dallas at the beginning of free agency in 2022 and recorded 67 tackles, three tackles for loss, three breakups, three interceptions and recovered a fumble for a 38-yard touchdown. Hooker, a mainstay in the Cowboys secondary, again extended his contract in Dallas during training camp in 2023, this time locking him in through the 2026 season. A familiar face will rejoin Hooker in Dallas in 2025, as Defensive Coordinator Matt Eberflus was Hooker's defensive play caller in Indianapolis from 2018-20.

TRANSACTION SUMMARY:

- 8/5/23:** Signed a three-year extension with Dallas through 2026.
- 3/18/22:** Signed a two-year extension with Dallas through 2023.
- 7/27/21:** Signed a one-year contract with Dallas through 2021.
- 9/22/20:** Placed on Reserve/Injured with an Achilles injury.
- 10/24/17:** Placed on Reserve/Injured with a knee injury.
- 4/27/17:** Drafted in the first round (15th overall) by Indianapolis.

2024:

- Started all 17 games where he accumulated a career-high 87 tackles and a career-best three tackles for loss while also adding five pass breakups and two interceptions.
- Intercepted his first pass of the season against Houston (11/18), adding eight tackles, one for a loss, and a pass breakup.

- Against Cincinnati (12/9) logged seven tackles, one pass breakup and an interception, the 20th of his career.
- Recorded a season-high 10 tackles while also adding a tackle for loss at Philadelphia (12/29).

2023:

- Played in 16 games, starting 15, and recorded 56 tackles, two tackles for loss, a quarterback pressure, three pass breakups, an interception, a forced fumble and a fumble recovery.
- Posted five tackles in a start at the N.Y. Giants (9/10). Part of a defense whose 40-0 victory marked the largest shutout in Cowboys history and the largest shutout in a NFL season opener since 1999 when Pittsburgh defeated Cleveland 43-0.
- Pulled in his first interception of the season along with a season-high two pass breakups against the N.Y. Jets (9/17).
- Tied for second on the defense with a season-high nine stops at San Francisco (10/8) then made his 50th career start at the LA Chargers (10/16) and had two tackles.
- Made three stops, a pass breakup and a fumble recovery against Philadelphia (12/10), but missed the following week at Buffalo (12/17) with an ankle injury.

2022:

- Started six-of-16 games played, tying his career-high with three interceptions and establishing career highs in tackles (67) and tackles for loss (three). Added three breakups and a fumble recovery that he returned for his first career touchdown.
- Intercepted his first pass of the year, adding three tackles at the LA Rams (10/9), then led the team with a career-best 13 tackles - surpassing 200 tackles for his career - at Philadelphia (10/16).
- Against his former team, logged three tackles, an interception and recovered a fumble he returned 38 yards for a his first career touchdown against Indianapolis (12/4). Became the fourth Cowboys defender with an interception and a fumble recovery for a touchdown in the same game, first since Dennis Thurman in 1983.
- Tied a career high with his third interception of the year in the season finale at Washington (1/8/23).
- Made his first postseason start as a Cowboy, finishing second on the defense with seven tackles at Tampa Bay (1/16/23).
- Notched a playoff career-high eight tackles in the Divisional Playoff game against San Francisco (1/22/23).

2021:

- Started three of the 15 games he played and finished ninth on the defense with 44 tackles while adding one tackle for loss, two breakups and an interception.
- Inactive for the season opener at Tampa Bay (9/9), then made his Cowboys debut in a start in the win at the LA Chargers (9/19), finishing with three tackles and a tackle for loss.
- At the N.Y. Giants (12/19) notched six tackles, a breakup and an interception - his first since 2019 with the Colts.
- Against Arizona (1/2/22) made his 50th career appearance, finishing with three tackles as the defensive captain.
- Notched five tackles in the Wild Card Playoff game against San Francisco (1/16/22).

2020 (Indianapolis):

- Was limited to two starts in just two games played before tearing his Achilles in the game against Minnesota (9/20) and missing the remainder of the season.
- Opened the year at Jacksonville with five tackles, then added two against the Vikings before the injury.

2019 (Indianapolis):

- Started 13-of-13 games played, missing three with a knee injury, and finished the year with 51 tackles, one for a loss, two interceptions, three breakups and a fumble recovery.
- Had five tackles and an interception in the opener at the LA Chargers (9/8).
- Missed three games (Games 4-6) with a knee injury but returned to log consecutive five-tackle games against Denver (10/27) and at Pittsburgh (11/3), adding his first career tackle for loss in the Steelers game.
- Recovered a fumble against Tennessee (12/1) and had a season-best 10 stops along with his second interception of the season at Tampa Bay (12/8).

2018 (Indianapolis):

- After rehabbing a knee injury suffered as a rookie, returned to start 14 games, missing two with a hip injury.
- Tallied 44 tackles, two interceptions, four breakups and a fumble recovery on the year.
- Notched a season-best 12 tackles at New England (10/4), then picked off his first pass of the season at the N.Y. Jets (10/14).
- Added his second interception of the year against the N.Y. Giants (12/23).

2017 (Indianapolis):

- After being selected 15th overall in the NFL Draft, started six of the seven games he played before landing on Reserve/Injured with a knee injury. Posted 21 tackles, four breakups and three interceptions.
- Made his NFL debut at the LA Rams (9/10) and had three tackles with one stop on special teams.
- Picked off a pass in three consecutive games - against Arizona (9/17), Cleveland (9/24) and at Seattle (10/1).
- Logged a season-high five tackles against San Francisco (10/8), then played in the next two games, before suffering a knee injury against Jacksonville (10/22).

COLLEGE:

- Started 13 of the 26 games he played as a safety at Ohio State, helping lead the Buckeyes to a 2015 Fiesta Bowl win and an appearance in the 2016 College Football Playoff.
- Ended his collegiate career with 84 tackles, 5.5 for loss, seven picks - three returned for touchdowns - and 11 breakups.
- Led the nation with three interceptions returned for touchdowns as a sophomore in 2016, ranked second with 181 interception return yards and third with seven interceptions. Named first-team All-America and was a Thorpe Award semifinalist, starting all 13 games, adding 74 tackles, 5.5 for loss and half a sack.
- Played in all 13 games, including the Fiesta Bowl in 2015 after redshirting as a true freshman in 2014.

PERSONAL:

- Played two seasons of football as a wide receiver and cornerback at New Castle, Pa., High School, helping his squad to the state playoffs as a senior in 2013.
- Was a Division I basketball recruit after winning consecutive league championships as a sophomore and junior.

COMMUNITY:

- Annual Team Holiday Hospital Visits.
- Make-A-Wish Foundation of North Texas.
- Training Camp - Community Corner and Back Together Saturday.
- Training Camp Heroes Day.
- 2023 Dallas Cowboys Draft Day/Fan Appreciation Party.

HOOKER'S NFL TOTALS

Year Team	GP-GS	DEFENSE							INTERCEPTIONS					FUMBLES REC						
		ST	AT	TT	Sks-Yds	Tk/Ls	QB Prs	PBU	FF	No	Yds	Avg	Lg	TD	No	Yds	Avg	Lg	TD	
2017 Indianapolis.....	7-6	15	6	-	21	0.0(0)	0(0)	0	4	0	3	73	24.3	32	0	0	0	0.0	0	0
2018 Indianapolis.....	14-14	30	14	-	44	0.0(0)	0(0)	0	4	0	2	34	17.0	27	0	1	0	0.0	0	0
2019 Indianapolis.....	13-13	30	21	-	51	0.0(0)	1(-3)	0	3	0	2	39	19.5	26	0	1	3	3.0	3	0
2020 Indianapolis.....	2-2	5	2	-	7	0.0(0)	0(0)	0	0	0	0	0	0.0	0	0	0	0	0.0	0	0
2021 Dallas.....	15-3	36	8	-	44	0.0(0)	1(-1)	0	2	0	1	0	0.0	0	0	0	0	0.0	0	0
2022 Dallas.....	16-6	46	21	-	67	0.0(0)	3(-7)	0	3	0	3	29	9.7	26	0	1	38	38.0	38	1
2023 Dallas.....	16-15	31	26	-	57	0.0(0)	2(-3)	1	3	1	1	0	0.0	0	0	1	0	0.0	0	0
2024 Dallas.....	17-17	51	36	-	87	0.0(0)	3(-7)	1	5	0	2	20	10.0	21	0	0	0	0.0	0	0
Totals.....	100-76	244	134	-	378	0.0(0)	10(-21)	2	24	1	14	195	13.9	32	0	4	41	10.3	38	1
Playoffs																				
2018 Indianapolis.....	1-1	1	1	-	2	0.0(0)	0(0)	0	0	0	0	0	0.0	0	0	0	0	0.0	0	0
2021 Dallas.....	1-0	0	5	-	5	0.0(0)	0(0)	0	0	0	0	0	0.0	0	0	0	0	0.0	0	0
2022 Dallas.....	2-2	8	7	-	15	0.0(0)	0(0)	0	0	0	0	0	0.0	0	0	0	0	0.0	0	0
2023 Dallas.....	1-0	1	0	-	1	0.0(0)	0(0)	0	0	0	0	0	0.0	0	0	0	0	0.0	0	0
Totals.....	5-3	10	13	-	23	0.0(0)	0(0)	0	0	0	0	0	0.0	0	0	0	0	0.0	0	0

ADDITIONAL STATISTICS

Special Teams Tackles – 2017 (1-0-1).

SINGLE-GAME HIGHS

Total Tackles – 13 at Philadelphia, 10/16/22
PBUs – 2 vs. N.Y. Jets, 9/17/23HOOKER'S CAREER GAME-BY-GAME
DEFENSE

2017 (Indianapolis)

Game	ST	AT	TT	Tk/Ls	PBU	INTs			
						No/	Yds	Lg	TD
L-@ LAR 9/10.....	2	1	-	3					
L-Ari 9/17.....	1	1	-	2		1	1/32	32	0
W-Cle 9/24.....	2	1	-	3		1	1/12	12	0
L-@ Sea 10/1.....	1	2	-	3		1	1/29	29	0
W-SF 10/8.....	4	1	-	5					
L-@ Ten 10/16.....	3	0	-	3	1				
L-Jac 10/22.....	2	0	-	2					
L-@ Cin 10/29.....						RESERVE/INJURED-Knee			
W-@ Hou 11/5.....						RESERVE/INJURED-Knee			
L-Pit 11/12.....						RESERVE/INJURED-Knee			
L-Ten 11/26.....						RESERVE/INJURED-Knee			
L-@ Jac 12/3.....						RESERVE/INJURED-Knee			
L-@ Buf 12/10.....						RESERVE/INJURED-Knee			
L-Den 12/14.....						RESERVE/INJURED-Knee			
L-@ Bal 12/23.....						RESERVE/INJURED-Knee			
W-Hou 12/31.....						RESERVE/INJURED-Knee			
Totals.....	15	6	-	21	4	3/73	32	0	

2018 (Indianapolis)

Game	ST	AT	TT	Tk/Ls	PBU	INTs			
						No/	Yds	Lg	TD
L-Cin 9/9.....	4	0	-	4					
W-@ Was 9/16.....	1	0	-	1					
L-@ Phi 9/23.....	6	0	-	6	1				
L-Hou 9/30.....	2	0	-	2					
L-@ NE 10/4.....	4	8	-	12					
L-@ NYJ 10/14.....	1	0	-	1		1	1/27	27	0
W-Buf 10/21.....	0	1	-	1					
W-@ Oak 10/28.....						INACTIVE/INJURED-Hip			
W-Jac 11/11.....	4	0	-	4					
W-Ten 11/18.....						INACTIVE/INJURED-Hip			
W-Mia 11/25.....	1	1	-	2					
L-@ Jac 12/2.....									
W-@ Hou 12/9.....	1	0	-	1					
W-Dal 12/16.....	0	1	-	1					
W-NYG 12/23.....	4	2	-	6		1	1/7	7	0
W-@ Ten 12/30.....	2	1	-	3		1			
Totals.....	30	14	-	44	4	2/34	27	0	

Playoffs

W-@ Hou 1/5/19....	1	1	-	2				
L-@ KC 1/12/19....						INACTIVE/INJURED-Hip		
Totals.....	1	1	-	2				

2019 (Indianapolis)

Game	ST	AT	TT	Tk/Ls	PBU	INTs			
						No/	Yds	Lg	TD
L-@ LAC 9/8.....	4	1	-	5		1	1/26	26	0
W-@ Ten 9/15.....	3	0	-	3					
W-Atl 9/22.....	1	1	-	2					
L-Oak 9/29.....						INACTIVE/INJURED-Knee			
W-@ KC 10/6.....						INACTIVE/INJURED-Knee			
W-Hou 10/20.....						INACTIVE/INJURED-Knee			
W-Den 10/27.....	3	2	-	5					
L-@ Pit 11/3.....	3	2	-	5	1(-3)				
L-Mia 11/10.....	1	2	-	3					
W-Jac 11/17.....	0	3	-	3	1				
L-@ Hou 11/21.....	2	5	-	7					
L-Ten 12/1.....	1	3	-	4					
L-@ TB 12/8.....	9	1	-	10		1	1/13	13	0
L-@ NO 12/16.....	1	1	-	2					
W-Car 12/22.....	2	0	-	2					
L-@ Jac 12/29.....									
Totals.....	30	21	-	51	1(-3)	3	2/39	26	0

2020 (Indianapolis)

Game	ST	AT	TT	Tk/Ls	PBU	INTs		
						No/	Yds	Lg
L-@ Jac 9/13.....	3	2	-	5				
W-Min 9/20.....	2	0	-	2				
W-NYJ 9/27.....						RESERVE/INJURED-Achilles		
W-@ Chi 10/4.....						RESERVE/INJURED-Achilles		
L-@ Cle 10/11.....						RESERVE/INJURED-Achilles		
W-Cin 10/18.....						RESERVE/INJURED-Achilles		
W-@ Det 11/1.....						RESERVE/INJURED-Achilles		
L-Bal 11/8.....						RESERVE/INJURED-Achilles		
W-@ Ten 11/12.....						RESERVE/INJURED-Achilles		
W-GB 11/22.....						RESERVE/INJURED-Achilles		
L-Ten 11/29.....						RESERVE/INJURED-Achilles		
W-@ Hou 12/6.....						RESERVE/INJURED-Achilles		
W-@ LV 12/13.....						RESERVE/INJURED-Achilles		
W-Hou 12/20.....						RESERVE/INJURED-Achilles		
L-@ Pit 12/27.....						RESERVE/INJURED-Achilles		
W-Jac 1/3/21.....						RESERVE/INJURED-Achilles		
Totals.....	5	2	-	7				

Playoffs

L-@ Buf 1/9/21.....						RESERVE/INJURED-Achilles		
---------------------	--	--	--	--	--	--------------------------	--	--

2021 (Dallas)

Game	ST	AT	TT	INTs			
				Tk/Ls	PBU	No/Yds	Lg TD
L-@ TB 9/9.....				INACTIVE			
W-@ LAC 9/19.....	3	0	3	1(-1)			
W-Phi 9/27.....					1		
W-Car 10/3.....	3	0	3				
W-NYG 10/10.....	5	1	6				
W-@ NE 10/17.....	2	0	2				
W-@ Min 10/31.....	1	1	2				
L-Den 11/7.....	1	0	1				
W-Atl 11/14.....	1	1	2				
L-@ KC 11/21.....	5	0	5				
L-LV 11/25.....	4	1	5				
W-@ NO 12/2.....	0	1	1				
W-@ Was 12/12.....	2	0	2				
W-@ NYG 12/19.....	5	1	6		1	1/0	0 0
W-Was 12/26.....				RESERVE/COVID-19			
L-Ari 1/2/22.....	2	1	3				
W-@ Phi 1/8/22.....	2	1	3				
Totals.....	36	8	44	1(-1)	2	1/0	0 0

Playoffs

L-SF 1/16/22.....	0	5	5				
-------------------	---	---	---	--	--	--	--

2022 (Dallas)

Game	ST	AT	TT	INTs			
				Tk/Ls	PBU	No/Yds	Lg TD
L-TB 9/11.....	2	2	4				
W-Cin 9/18.....	3	2	5				
W-@ NYG 9/26.....	4	0	4				
W-WAS 10/2.....	5	3	8	1(-1)			
W-@ LAR 10/9.....	1	2	3		1	1/3	3
L-@ Phi 10/16.....	12	1	13	1(-3)			
W-Det 10/23.....	2	1	3				
W-Chi 10/30.....				INACTIVE/INJURED-Hamstring			
L-@ GB 11/13.....	1	2	3				
W-@ Min 11/20.....							
W-NYG 11/24.....	1	0	1				
W-Ind 12/4.....	2	1	3		1	1/26	26
W-Hou 12/11.....	2	1	3				
L-@ Jac 12/18.....	3	2	5				
W-Phi 12/24.....	4	1	5				
W-@ Ten 12/29.....	2	1	3				
L-@ Was 1/8/23.....	2	2	4	1(-3)	1	1/0	0
Totals.....	46	21	67	3(-7)	3	3/29	26

Playoffs

W-@ TB 1/16/23....	5	2	7				
L-@ SF 1/22/23.....	3	5	8				
Totals.....	8	7	15				

2023 (Dallas)

Game	ST	AT	TT	INTs			
				Tk/Ls	PBU	No/Yds	Lg TD
W-@ NYG 9/10.....	3	2	5				
W-NYJ 9/17.....	1	1	2		2	1/0	
L-@ Ari 9/24.....	3	3	6				
W-NE 10/1.....	1	2	3				
L-@ SF 10/8.....	4	5	9				
W-@ LAC 10/16.....	2	0	2				
W-LAR 10/29.....	1	0	1				
L-@ Phi 11/5.....	4	2	6	1(-1)			
W-NYG 11/12.....	2	1	3				
W-@ Car 11/19.....	3	2	5				
W-Was 11/23.....	3	3	6				
W-Sea 11/30.....	1	0	1				
W-Phi 12/10.....	1	2	3		1		
L-@ Buf 12/17.....				INACTIVE/INJURED-Ankle			
L-@ Mia 12/24.....	3	1	4	1(-2)			
W-Det 12/30.....							
W-@ Was 1/7/24.....	1	0	1				
Totals.....	31	26	57	2(-3)	3	1/0	

Playoffs

L-GB 1/14/24.....	1	0	1				
-------------------	---	---	---	--	--	--	--

2024 (Dallas)

Game	ST	AT	TT	INTs			
				Tk/Ls	PBU	No/Yds	Lg TD
W-@ Cle 9/8.....	2	3	5				
L-NO 9/15.....	1	1	2				
L-Bal 9/22.....	5	0	5				
W-@ NYG 9/26.....	5	0	5		1		
W-@ Pit 10/6.....	4	2	6		1		
L-Det 10/13.....	2	3	5				
L-@ SF 10/27.....	3	3	6				
L-@ Atl 11/3.....	1	2	3				
L-Phi 11/10.....	3	1	4				
L-Hou 11/18.....	3	5	8	1(-1)	1	1/21	21
W-@ Was 11/24.....	2	2	4				
W-NYG 11/28.....	1	3	4				
L-Cin 12/9.....	4	3	7		1	1/-1	
W-@ Car 12/15.....	2	0	2				
W-TB 12/22.....	2	3	5				
L-@ Phi 12/29.....	6	4	10	1(-5)			
L-Was 1/5/25.....	5	1	6	1(-1)	1		
Totals.....	51	36	87	3(-7)	5	2/20	21

BUDDY JOHNSON

23 • Linebacker

6-1 • 240 • 2/27/99
 Texas A&M • FA '23
 NFL: 3rd Year • Cowboys: 2nd Year
 Games/Starts: 2024-14/0; Career-20/0
 Postseason: 2024-0/0; Career-1/0



PRO: The Dallas Cowboys were looking to add depth to the linebackers room when they signed Buddy Johnson to the practice squad during the 2023 season. Johnson, originally a fourth round draft pick (140th overall) by Pittsburgh in the 2021 NFL Draft, made the initial 53-man roster out of training camp in 2024. Johnson played 14 games, primarily contributing on special teams, and tied for third on the Cowboys with eight special teams stops. He returns to the Cowboys in 2025 looking to contribute as a depth piece at linebacker while continuing to be a key component on special teams.

TRANSACTION SUMMARY:

- 1/15/24:** Signed with Dallas as a Future.
10/24/23: Signed to Dallas' practice squad.
7/25/23: Signed with Chicago (7/25), placed on Reserve/Injured (8/18) and released (10/3).
10/18/22: Released by San Francisco (10/18) and signed to Houston's practice squad (11/1).
8/30/22: Released by Pittsburgh (8/30) and signed to San Francisco's practice squad (9/5).
5/1/21: Drafted in the fourth round (140th overall) by Pittsburgh.

2024:

- Inactive for the first three games before seeing action in each of the final 14 games of the season, making an impact on special teams with a career-high eight special teams tackles.
- Tallied a career-high three special teams tackles at Atlanta (11/3).

2023 (Chicago/Dallas):

- Signed with Chicago on the day the team reported for training camp, placed on Reserve/Injured midway through camp and released on Oct. 3.
- Signed to Dallas' practice squad late in the season and was elevated for two games - against Detroit (12/30) and at Washington (1/7/24) - where he logged two tackles on defense and two special teams stops.
- Made his postseason debut on special teams against Green Bay (1/14/24).

2022 (San Francisco/Houston):

- Signed to San Francisco's practice squad before the start of the regular season and spent two months with the 49ers before being released on Oct. 18.
- Signed to Houston's practice squad on Nov. 1, where he remained for the rest of the season.

2021 (Pittsburgh):

- Saw action in four games as a rookie, playing mostly special teams, and registered two special teams tackles.

COLLEGE:

- Played in 47 games at Texas A&M (2017-20) and accumulated 210 tackles, 24.5 tackles for loss, 6.5 sacks, five pass breakups, three forced fumbles, two fumble recoveries and one interception with the Aggies.
- Started all 10 games as a senior and was a Butkus Award Finalist while serving as a veteran leader on the SEC's top defense, finishing the season ranked ninth nationally. Led the team in tackles (86), tackles for loss (8.5) and forced fumbles (two), while his 4.0 sacks on the year was good for second among Aggies.
- As a junior, started all 13 games for the Aggies and led the defense with 77 tackles while posting 9.5 tackles for loss.
- Appeared in 12 games his sophomore year, recording 27 tackles, 5.0 sacks and a recovered fumble.
- Played in 12 games as a freshman in 2017, racking up 20 tackles, 1.0 sack and three quarterback pressures.

PERSONAL:

- Played at Kimball High School in Dallas, Texas, and served as Kimball's leading rusher and receiver in 2016 with 472 rushing yards and 446 receiving yards, in addition to 268 passing yards.
- Earned first-team all-district honors at linebacker as a senior in 2016.
- Rated as the nation's No. 19 outside linebacker and ranked as the No. 4 outside linebacker in Texas.
- Earned his degree in Sport Management at Texas A&M.
- He and his wife, Ana'lysse, have one son, Buddy Jr., and two daughters, A'leiya and Stassi.

COMMUNITY:

- Play 60 Week events.
- 2024 Dallas Cowboys Draft Day/Fan Appreciation Party.
- 2024 NFL My Cause My Cleats Campaign - Everybody Needs a Buddy Foundation.
- 2025 STEM Field Day with Boys and Girls Club and The Salvation Army youth.
- 2025 Buddy Johnson Football Camp hosted at Kimball High School in Dallas, Texas.
- Dairy Max Tackle Reading at local elementary schools.
- Inspire Change Prison Fellowship Camp.
- Annual Team Holiday Hospital Visits.

JOHNSON'S NFL TOTALS

Year Team	GP-GS	DEFENSE								INTERCEPTIONS					FUMBLES REC				
		ST	AT	TT	Sks-Yds	Tkl/Ls	QB	PBU	FF	No	Yds	Avg	Lg	TD	No	Yds	Avg	Lg	TD
2021 Pittsburgh	4-0	0	0	0	0.0(0)	0(0)	0	0	0	0	0	0	0	0	0	0	0	0	0
2022 SF/Hou	0-0																		
2023 Dallas	2-0	2	0	2	0.0(0)	0(0)	0	0	0	0	0	0	0	0	0	0	0	0	0
2024 Dallas	14-0	0	0	0	0.0(0)	0(0)	0	0	0	0	0	0	0	0	0	0	0	0	0
Totals	20-0	2	0	2	0.0(0)	0(0)	0	0	0	0	0	0	0	0	0	0	0	0	0
Playoffs																			
2023 Dallas	1-0	0	0	0	0.0(0)	0(0)	0	0	0	0	0	0	0	0	0	0	0	0	0

ADDITIONAL STATISTICS

Special Teams Tackles – 2021 (2-0-2), 2023 (1-1-2), 2024 (3-5-8).
 Totals: (6-6-12).

SINGLE-GAME HIGHS

Tackles – 2 at Washington, 1/7/24
 Spec. Tms. Tkl. – 3 at Atlanta, 11/3/24

ROB JONES

65 • Guard

6-4 • 320 • 1/28/99

Middle Tennessee State • UFA(Mia) '25

NFL: 5th Year • Cowboys: 1st Year

Games/Starts: 2024-17/17-Mia: Career-49/30

Postseason: 2024-0/0; Career-2/2



PRO: The Dallas Cowboys signed Robert Jones in 2025 free agency, adding an experienced interior lineman that will bolster depth up front. Jones, who went undrafted, spent his first four NFL seasons with the Miami Dolphins, starting 30-of-49 games played over the last four seasons, primarily at guard. In 2024 he started all 17 games at left guard for a Dolphins offense that averaged 343.0 yards-per-game.

TRANSACTION SUMMARY:

- 3/14/25:** Signed a one-year contract with Dallas through 2025.
- 3/12/24:** Re-signed with Miami on a one-year contract through 2024.
- 8/31/23:** Placed on Reserve/Injured with a knee injury and activated (10/14).
- 5/13/21:** Signed with Miami as an undrafted free agent.

2024 (Miami):

- Started all 17 games at left guard.
- Helped the offense total 375 yards and 32 points with no surrendering a sack or quarterback hit against the N.Y. Jets (12/8).
- Part of an offense that gained 381 yards - 166 rushing - while not allowing a sack against San Francisco (12/22).

2023 (Miami):

- Played in eight games with five starts - two at left guard and three at right guard. Missed the first five games of the season after landing on Reserve/Injured with a knee injury that he suffered prior to the regular season.

2022 (Miami):

- Played in 16 games with seven starts at left guard.
- Made his first start of the season at Chicago (11/6), then the following week helped the offense total 491 yards and 39 points against Cleveland (11/13).
- Made his postseason debut at Buffalo (1/15/23), starting at right guard.

2021 (Miami):

- Appeared in eight games with one start at right tackle.
- Made his NFL debut against Buffalo (9/19) and his first career start against New England (1/9/22).

COLLEGE:

- Played his first two seasons at Highland, Kan., Community College (2017-18) before transferring to Middle Tennessee State (2019-20). Started 31-of-38 games in his collegiate career and played both tackle and guard.
- Named honorable mention All-Conference USA after starting seven-of-eight games at right tackle in a COVID-shortened 2020 season.
- As a junior, played in all 12 games with 11 starts at right tackle, and was named honorable mention All-C-USA.
- Started all 10 games at left guard for Highland CC in 2018.
- Played in eight games with three starts as a true freshman in 2017.

PERSONAL:

- Played both offensive and defensive line at East High School in Rockford, Ill.
- Majored in general studies at Middle Tennessee.

JONES' NFL TOTALS

GAMES/STARTS (regular season, playoffs): 2021 (8/1-Mia), 2022 (16/7-Mia, 1/1), 2023 (8/5-Mia, 1/1), 2024 (17/17-Mia). Totals: 49/30, 2/2.

MARSHAWN KNEELAND

94 • Defensive End

6-3 • 275 • 7/8/01

Western Michigan • D2-'24 (56th overall)

NFL: 2nd Year • Cowboys: 2nd Year

Games/Starts: 2024-11/1; Career-11/1

Postseason: 2024-0/0; Career-0/0



PRO: The Dallas Cowboys drafted Marshawn Kneeland in the second round (56th overall) of the 2024 NFL Draft, adding a tooly and athletic defensive end with a propensity for stuffing the run and the versatility to rush the passer from inside and outside. In his first NFL season, Kneeland missed six games due to a knee injury in the middle of the season, and finished with 17 tackles, two for loss, and 13 pressures. Kneeland played four seasons at Western Michigan after redshirting his freshman season and totaled 149 tackles, 28 tackles for loss, 13.0 sacks, three pass deflections, three forced fumbles and 16 pressures over his career. He will be a valuable chess piece to the defensive line in Matt Eberflus' first year as Dallas' defensive coordinator.

TRANSACTION SUMMARY:**10/9/24:** Placed on Reserve/Injured with a knee injury and activated (11/23).**4/26/24:** Drafted in the second round (56th overall) by Dallas.**2024:**

- Appeared in 11 games with one start as a rookie, posting 17 tackles, two tackles for loss, 13 pressures, one pass breakup and a fumble recovery.
- Spent five weeks on Reserve/Injured with a knee injury.
- Made his NFL debut on defense at Cleveland (9/8), recording a season-high four tackles, four quarterback pressures and one pass breakup.
- Tallied two tackles, a tackle for loss and two pressures at the N.Y. Giants (9/26). Part of a defensive line that halted the Giants running game to 1.08 yards-per-carry, the sixth-lowest allowed rushing average in franchise history.
- Made his first career start at Pittsburgh (10/6) and had two tackles before leaving the game with a knee injury. Missed the next six games with that knee injury.
- Returned from injury at Washington (11/24) and played six of the final seven games of the season.

COLLEGE:

- Started nine-of-10 games played as a senior, missing two, and finished with a career-high 57 tackles, 4.5 sacks, eight tackles for loss, two forced fumbles and eight quarterback hurries, earning second-team All-MAC honors.
- Played in 10-of-12 games with seven starts as a junior and totaled 38 tackles, 10 tackles for loss, 1.5 sacks, five pressures and three pass deflections.
- As a sophomore, appeared in all 13 games with three starts, recording 31 tackles, eight tackles for loss, 4.5 sacks, three pressures and one blocked kick on special teams.
- Made three starts and appeared in five games as a redshirt freshman during the pandemic-shortened, six-game season, recording 23 tackles, 2.5 sacks and a forced fumble.
- Played in one game against Western Kentucky in the SERVPRO First Responder Bowl, but earned a redshirt season as a freshman and was named Co-Outstanding Scout Team Player of the Year.

PERSONAL:

- Two-time all-conference, all-area and dream team honoree and a team captain at Godwin Heights High School in Wyoming, Mich., setting school records for tackles, tackles for loss and sacks.
- Named first-team all-state as a senior, registering 110 tackles, 15 tackles for loss and 8.0 sacks on defense while adding 20 receptions for 330 yards and five touchdowns as a tight end on offense.
- Also a regional champion in track in the 400-meter run and all-conference as a high jumper.
- Earned his degree in recreation sport management at Western Michigan.

COMMUNITY:

- 2024 Rookie Club: The Salvation Army Angel Tree Load-In.
- 2024 Rookie Club: Everybody Plays Field Day.
- Annual Team Holiday Hospital Visits.

KNEELAND'S COWBOYS TOTALS

Year Team	GP-GS	DEFENSE								INTERCEPTIONS					FUMBLES REC					
		ST	AT	TT	Sks- Yds	Tkl/ Ls	QB Prs	PBU	FF	No	Yds	Avg	Lg	TD	No	Yds	Avg	Lg	TD	
2024 Dallas.....	11-1	8	9	17	0.0(0)	2(-6)	13	1	0	0	0	0	0.0	0	0	1	0	0.0	0	0

SINGLE-GAME HIGHS**Tackles** – 4, at Cleveland, 10/20/19**QB Pressures** – 4, at Cleveland, 9/8; vs. Tampa Bay, 12/22**CEEDEE LAMB**
88 • Wide Receiver

6-2 • 198 • 4/8/99

Oklahoma • DI-20 (17th overall)

NFL: 6th Year • Cowboys: 6th Year

Games/Starts: 2024-15/15 Career-81/76

Postseason: 2024-0/0; Career-4/4



PRO: The Dallas Cowboys saw fortune fall their way in the first round of the 2020 NFL Draft when, at pick 17, CeeDee Lamb was available. Since joining the Cowboys five years ago, Lamb has blossomed into one of the top receivers in the NFL. With four straight Pro Bowl selections, Lamb is one of only five wide receivers in the NFL to have four Pro Bowl nods since 2020, joining Ja'Marr Chase, Justin Jefferson, Tyreek Hill and Stefon Diggs. Since the start of the 2022 season, Lamb's first as Dallas' No. 1 receiving option, he leads the league in receptions (343) and ranks third in receiving yards (4,302). Over his five-year career, Lamb has 496 career receptions (second most in first five seasons in NFL history) and 6,339 receiving yards (fifth most in first five seasons in NFL history). Lamb has rewritten the Cowboys record books at just 26 years old, and in the weeks prior to the start of the 2024 season, inked a four-year contract extension that keeps him in blue and silver through 2028.

**TRANSACTION SUMMARY:****12/28/24:** Placed on Reserve/Injured with a shoulder injury.**8/27/24:** Signed a four-year contract extension through 2028.**4/23/20:** Drafted in the first round (17th overall) by Dallas.

2024:

- Started all 15 games he played, missing the last two contests due to a shoulder injury, and led the team with 101 receptions (tied for seventh in the NFL) for 1,194 yards (t-eighth) and six touchdown catches. Also added 14 rushing attempts for 70 yards, which was seventh among NFL wide receivers.
- Earned his fourth consecutive Pro Bowl nod and was named second-team All-Pro by the Associated Press. His four Pro Bowls are the second-most among receivers in franchise history, trailing only Michael Irvin (five).
- Marked his fourth consecutive season with 1,000 receiving yards, the second-longest streak in Cowboys history, trailing only Michael Irvin (five seasons, 1991-95).
- Tallied his third consecutive season with 100-plus receptions, the first player in Cowboys history to achieve the feat and the third player in NFL history with at least 100 catches in three of their first five seasons, joining Michael Thomas and Brandon Marshall.
- Reeled in at least 10 receptions in two games, bringing his career total to 12 games with 10-or-more receptions, most in franchise history.
- Totaled 1,264 scrimmage yards, becoming the fifth wide receiver in NFL history to open a career with at least 1,000 scrimmage yards in each of his first five seasons, joining Mike Evans, A.J. Green, Justin Jefferson and Randy Moss.
- Finished sixth among NFL wide receivers with 548 yards after the catch.
- Tallied at least four receptions in 44 consecutive games (9/18/22 - 11/24/24), the longest such streak in NFL history.
- Led all Cowboys receivers with seven receptions for 98 yards and one touchdown at the N.Y. Giants (9/26), a 55-yard score through the air.
- Tied a career-high with 13 receptions for 146 yards and two touchdowns at San Francisco (10/27), his fourth career game with at least 10 receptions and two receiving touchdowns, most in Cowboys history. With a 29-yard reception, became the only Cowboy in the last 30 years with a 25-yard catch in seven consecutive games.
- Led the team with 10 receptions at Washington (11/24), his 12th career game with 10-plus catches, most in Cowboys history.
- Reached 6,000 career receiving yards on Thanksgiving Day against the N.Y. Giants (11/28), becoming the fastest player in Cowboys history to reach 6,000 receiving yards (78 games played).
- Registered nine receptions for 116 yards - his 20th career 100-yard game - and one touchdown at Carolina (12/15), surpassing 1,000 receiving yards on the season.
- In his final game of the season against Tampa Bay (12/22), tallied seven receptions for 105 yards, his 21st career 100-yard game, which tied Witten for fourth in franchise history.

2023:

- Turned in one of the finest performances by a Cowboys receiver in NFL history while starting all 17 games for the second straight season. Set single-season franchise records for receptions (NFL-best 135) - sixth in NFL history - and receiving yards (1,749) - eighth in NFL history - while his 12 receiving touchdowns tied for seventh in single-season team history.
- Added 14 rushes for 113 yards and two scores - all career-highs.
- Recorded eight games with 100 receiving yards - second in single-season team history behind Michael Irvin (11) - and seven 10-catch games, tied for second in single-season NFL history.
- Selected to his third straight Pro Bowl - first as a starter - and named first-team All-Pro by the Associated Press.
- Collectively, his 14 total touchdowns led all NFL wide receivers in 2023 and tied for third by a Cowboys wide receiver in a single season in franchise history.
- Played in his 50th career game and paced all receivers with a game-high four receptions for 77 yards, including a long catch of 49 yards. Passed Dez Bryant (3,440) for the most receiving yards by a Cowboys player in their first 50 career games.
- Tallied 12 receptions for 158 yards and tied a career-best with two touchdowns against the LA Rams (10/29). Notched his third-career game with at least 100 receptions, 100 yards and two touchdowns, the most such games in franchise history, and became the fastest receiver in franchise history to reach 300 career catches.
- Notched 11 receptions for 191 yards at Philadelphia (11/5), then recorded 11 catches for 151 yards and a touchdown against the N.Y. Giants (11/12) - his third consecutive game with 10-plus catches and 150 receiving yards to establish an NFL record. Became the first Cowboy with 150 receiving yards in three consecutive games - the first NFL player to do so since Josh Gordon in 2013 - and the first player in team history - 11th in NFL history - with three consecutive games of 10-plus catches.
- Made six grabs for 38 yards and a touchdown - 25th of his career - at Carolina (11/19). Reached 1,000 yards in the 10th game of the year, making him the second-fastest Cowboy to do so in a season, trailing only Irvin (nine games in 1995).
- Logged 12 receptions for 116 yards and a touchdown against Seattle (11/30) - his sixth 100-yard receiving game of the year, a single-season career-high. It also marked his fifth game in 2023 with 10 receptions and 100 receiving yards, most in the NFL and the most 10-catch, 100-yard games in a season in franchise history.
- Led the offense with seven receptions for 53 yards at Buffalo (12/17) and rushed once for a touchdown - his career-best 10th score of the season. Surpassed 100 receptions (103), and combined with his 107 receptions in 2022, became the first player in franchise history to record 100 receptions in multiple seasons. Also joined Irvin (1995) as the fastest Cowboys to reach 100 receptions in a season (14 games).
- Led all receivers with 118 yards on six receptions and a long catch of 49 yards that went for a touchdown at Miami (12/24) - his seventh straight game with a score. Became the first receiver in Cowboys history to reach 5,000 career scrimmage yards (5,126) in his first four seasons, and also the sixth wide receiver in NFL history to do so, joining Jerry Rice, Torry Holt, Randy Moss, Michael Thomas and Justin Jefferson.
- Led all receivers with 13 receptions for 227 yards - both career-highs - and a 92-yard touchdown against Detroit (12/30). His 227 receiving yards were the fourth-most receiving yards in a game in franchise history and the most by any Cowboys player since Miles Austin had 250 yards in 2009 against Kansas City (10/11). His career-long 92-yard touchdown reception in the first quarter was the second-longest completion in franchise history (Hayes, 95 yards against Washington on Nov. 13, 1966), the longest play from scrimmage in the entire NFL in 2023 and marked his eighth straight game with a score.
- Tied a career-best in receptions (13) while gaining 105 all-purpose yards (98 receiving and seven rushing) and scoring two touchdowns through the air at Washington (1/7/24). Scored in his ninth consecutive game, the only receiver in Cowboys history to record a touchdown in nine straight games and the third NFL receiver since 2000 with a nine-game touchdown streak (A.J. Green in 2012 and Randy Moss in 2003-04). Became the fourth player in NFL history with at least 130 receptions and 10 touchdown catches in a season, joining Antonio Brown (2015), Marvin Harrison (2002) and Cooper Kupp (2021).
- Led the team with 110 yards on nine receptions (second), including a postseason career-long catch of 47 yards in the Wild Card game against Green Bay (1/14/24).

2022:

- Started all 17 games, establishing then career-highs across all major receiving categories in catches (107), receiving yards (1,359) and touchdowns (nine) and became the third Cowboys player to eclipse 100 receptions in a season, joining Irvin (111) and Witten (110).

- Earned second-team All-Pro honors and was named to his second consecutive Pro Bowl - finishing top-six in the league in catches (fifth), yards (sixth) and touchdowns (sixth).
- Produced a then career performance with 11 catches for 150 yards - both single-game bests - and a career-high tying two touchdowns at Green Bay (11/13), notching his first 100-yard performance of the season. Surpassed 200 career catches to become the fastest player in team history (41 games) to reach the mark.
- Led the team with five receptions for 71 yards and touchdown against Indianapolis (12/4). His 17 career touchdowns moved him past Tony Hill and Terrance Williams for the third-most by a Cowboy in his first three seasons.
- Recorded seven catches for 126 yards, surpassing 1,000 yards to become the 11th Cowboys player with multiple 1,000-yard seasons and the first to do it in back-to-back years since Amari Cooper (2019-20).
- Recorded his ninth career and fourth 100-yard game of the season, catching 10 passes for 120 yards and two touchdowns - establishing a single-season career-best with eight scores - against Philadelphia (12/24). His nine career 100-yard games passed Drew Pearson (eight) for the second-most 100-yard games in a player's first three seasons in Cowboys history.
- Tied his then career high with 11 receptions to go along with 100 yards - his fifth 100-yard game of 2022. The last Cowboys player with five 100-yard performances in a season was Bryant (five) in 2012. Also surpassed 100 catches on the year, becoming the third Cowboy (Irvin, Witten) to reach the mark.
- Named a postseason captain and debuted with four receptions for 68 yards and a touchdown in the Wild Card Game at Tampa Bay (1/16/23) - the first postseason score of his career.
- Led all receivers with 10 catches for 117 yards in the Divisional Game at San Francisco (1/22/23) - his first 100-yard post-season game. His 10 receptions were the most by a Cowboy in the postseason since Irvin had 12 catches in the 1994 NFC Championship game at San Francisco (1/15/95).

2021:

- Started 13 of the 16 games he played, missing one with a concussion, and led the team in receptions (79) and yards (1,102) while tying for second with six touchdowns. Also added 14 punt returns for 139 yards (9.9 avg.).
- Named to the Pro Bowl in place of Cooper Kupp, who played in the Super Bowl.
- Became only the second Cowboys wide receiver (Hayes) to record 2,000 career scrimmage yards in his first two seasons.
- Caught seven passes for 104 yards and a touchdown in the opener at Tampa Bay (9/9), passing 1,000 career yards in his 17th game played - the second-fastest Cowboy to the mark (Bob Hayes, 13 games).
- Named the offensive captain for the win over the N.Y. Giants (10/10), leading the team with 84 yards on four catches with a 49-yard touchdown.
- Had team-highs in catches (nine) and yards (149) with his second-career multi-touchdown game in the win at New England (10/17). Also caught the game-winning 35-yard scoring pass in overtime.
- Had six catches for 112 yards - both second on the team - at Minnesota (10/31), teaming with Cooper (122) to give Dallas a pair of receivers topping 100 yards in Cooper Rush's first career start at quarterback.
- With five catches at Washington (12/12), registered the most catches in the first two seasons of a career in team history (138).
- Logged his first career 1,000-yard season after catching four passes for 66 yards against Washington (12/26). Also had a season-long 21-yard punt return.
- In his playoff debut, caught one pass for 21 yards and returned one punt for five with two fair catches against San Francisco (1/16/22) in the Wild Card Game.

2020:

- Started 14 of the 16 games he played and was second on the team with 74 catches (club rookie record) and 935 yards (second among club rookies all-time) and tied for first with five receiving touchdowns.
- Added 10 runs for 82 yards and a touchdown, 24 punt returns for 172 yards and a 47-yard kickoff return touchdown.
- Was the seventh rookie in Cowboys history to top 1,000 scrimmage yards (1,017) and one-of-29 rookies in NFL history - one-of-13 since the merger - to score a touchdown via rushing, receiving and kickoff return.
- Became the first Cowboys rookie wide receiver to start an opener since Terrance Williams in 2013 and caught five passes for 59 yards at the LA Rams (9/13).
- Posted his first career 100-yard outing, finishing with 106 yards on six catches against Atlanta (9/20).
- Established a team rookie record for receptions in a season, surpassing Hayes (46 in 1965), after catching four passes for 34 yards with a touchdown at Minnesota (11/22). Also had a season-high 48 punt return yards on three returns.
- In the game against San Francisco (12/20), caught five passes for 85 yards while becoming the eighth Cowboys rookie to return a kickoff for a touchdown on his first career kickoff return. His return came on an onside kick attempt, marking the first Dallas touchdown return on an onside kick attempt since Randall Williams (10/12/03).
- Had a season-long 52-yard catch for a touchdown against Philadelphia (12/27). Also had a rushing score to become the 11th Dallas receiver to catch a touchdown and run for one in a game, first since Terry Glenn (12/11/05).

COLLEGE:

- Leaving Oklahoma as a junior, strung together an impressive collegiate career, totaling 173 catches for 3,292 yards and 32 touchdowns.
- Consensus All-American (earned first-team honors from Associated Press, *Sporting News* and Walter Camp Foundation), unanimous first-team All-Big 12 selection by league's coaches and media and a Biletnikoff Award and Earl Campbell Tyler Rose Award finalist as a junior.
- Started all 13 of his games as a junior, missing one due to injury, and tied for fifth nationally (led Big 12) with 14 touchdowns on 62 catches with 1,327 yards - a 21.4 yard-per-reception average that ranked third in the country, tops in Oklahoma history.
- Second-team All-Big 12 selection by the Associated Press as a sophomore, playing in all 14 games with 13 starts while recording 65 receptions for 1,158 yards and a team-high 11 touchdown catches.
- Named All-Big 12 honorable mention by league's coaches and selected as a freshman ESPN All-American, playing in all 14 games (13 starts) as a true freshman, catching 46 passes for 807 yards and seven touchdowns.
- Ranked third nationally among freshmen by averaging 17.5 yards-per-catch, and his 807 receiving yards set a school freshman record while his seven touchdown receptions tied the Oklahoma freshman record.

PERSONAL:

- A four-star recruit according to 247Sports, ESPN, Rivals and Scout out of Foster High School in Richmond, Texas, caught 98 passes for 2,032 yards (fourth in state history) and 33 touchdowns (tied for second) as a senior.
- Named a second-team All-American by MaxPreps, the *Houston Chronicle's* All-Greater Houston Football Offensive Player of the Year and first-team all-state for his efforts.
- Majored in communications at Oklahoma.

COMMUNITY:

- 2020 Rookie Club Salute to Service Week.
- 2022 Home Run Derby Competition benefiting the Salvation Army.
- Training Camp - Community Corner and Back Together Saturday.
- Training Camp Heroes Day.
- Annual Team Holiday Hospital Visits.
- Make-A-Wish Foundation of North Texas.
- 2022-23 My Cause My Cleats campaign.

LAMB'S COWBOYS TOTALS

Year Team	GP-GS	RECEIVING					RUSHING				
		No	Yds	Avg	Long	TD	No	Yds	Avg	Long	TD
2020 Dallas.....	16-14	74	935	12.6	52t	5	10	82	8.2	19t	1
2021 Dallas.....	16-13	79	1,102	13.9	49t	6	9	76	8.4	33	0
2022 Dallas.....	17-17	107	1,359	12.7	39	9	10	47	4.7	14	0
2023 Dallas.....	17-17	135	1,749	13.0	92t	12	14	113	8.1	24	2
2024 Dallas.....	15-15	101	1,194	11.8	65t	6	14	70	5.0	18	0
Totals.....	81-76	496	6,339	12.8	92t	38	57	388	6.8	33	3
Playoffs											
2021 Dallas.....	1-1	1	21	21.0	21	0	1	5	5.0	5	0
2022 Dallas.....	2-2	14	185	13.2	46	1	2	6	3.0	4	0
2023 Dallas.....	1-1	9	110	12.2	47	0	1	5	5.0	5	0
Totals.....	4-4	24	316	13.2	47	1	4	16	4.0	5	0
KICKOFF RETURNS											
Year Team	No	Yds	Avg	Long	TD	PUNT RETURNS					
2020 Dallas.....	1	47	47.0	47t	1	No	Yds	Avg	FC	Long	TD
2021 Dallas.....	0	0	0.0	0	0	24	172	7.2	9	27	0
2022 Dallas.....	0	0	0.0	0	0	14	139	9.9	9	21	0
2023 Dallas.....	0	0	0.0	0	0	0	0	0.0	0	0	0
2024 Dallas.....	0	0	0.0	0	0	0	0	0.0	0	0	0
Totals.....	1	47	47.0	47t	1	38	311	8.2	18	27	0
Playoffs											
2021 Dallas.....	0	0	0.0	0	0	1	5	5.0	2	5	0
2022 Dallas.....	0	0	0.0	0	0	0	0	0.0	0	0	0
2023 Dallas.....	0	0	0.0	0	0	0	0	0.0	0	0	0
Totals.....	0	0	0.0	0	0	1	5	5.0	2	5	0

ADDITIONAL STATISTICS
 Passing – 2020 (0 for 0, 1.0 sack).

SINGLE-GAME HIGHS
Receptions – 13, three times, last at San Francisco, 10/27/24
Playoffs – 10 at San Francisco, 1/22/23
Receiving Yards – 227 vs. Detroit, 12/30/23
Playoffs – 117 at San Francisco, 1/22/23
Long Reception – 92t vs. Detroit, 12/30/23
Playoffs – 47 vs. Green Bay, 1/14/24
Touchdowns – 2, eight times, last at San Francisco, 10/27/24
Playoffs – 1 at Tampa Bay, 1/16/23

LAMB'S 100-YARD RECEIVING GAMES
 (23 total - 21 regular; 2 post)

227 vs. Detroit, 12/30/23 (13 rec.)	124 vs. N.Y. Giants, 10/11/20 (8 rec.)	105 vs. Tampa Bay, 12/22/24 (7 rec.)
191 at Philadelphia, 11/5/23 (11 rec.)	120 vs. Philadelphia, 12/24/22 (10 rec.)	104 at Tampa Bay, 9/9/21 (7 rec.)
158 vs. LA Rams, 10/29/23 (12 rec.)	118 at Miami, 12/24/23 (6 rec.)	100 at Tennessee, 12/29/22 (11 rec.)
151 vs. N.Y. Giants, 11/12/23 (11 rec.)	117 at LA Chargers, 10/16/23 (7 rec.)	
150 at Green Bay, 11/13/22 (11 rec.)	116 vs. Seattle, 11/30/23 (12 rec.)	Playoffs (2)
149 at New England, 10/17/21 (9 rec.)	116 at Carolina, 12/15/24 (9 rec.)	117 at San Francisco, 1/22/23 (10 rec.)
146 at San Francisco, 10/27/24 (13 rec.)	112 at Minnesota, 10/31/21 (6 rec.)	110 vs. Green Bay, 1/14/24 (9 rec.)
143 vs. N.Y. Jets, 9/17/23 (11 rec.)	106 vs. Atlanta, 9/20/20 (6 rec.)	
126 at Jacksonville, 12/18/22 (7 rec.)	106 vs. N.Y. Giants, 11/24/22 (6 rec.)	

LAMB'S CAREER GAME-BY-GAME
RECEIVING

2020 (Dallas)					
Game	No	Yds	Avg	Long	TD
L-@ LAR 9/13.....	5	59	11.8	33	0
W-Atl 9/20.....	6	106	17.7	37	0
L-@ Sea 9/27.....	5	65	13.0	28	0
L-Cle 10/4.....	5	79	15.8	43t	2
W-NYG 10/11.....	8	124	15.5	26	0
L-Ari 10/19.....	7	64	9.1	27	0
L-@ Was 10/25....					
L-@ Phi 11/1.....	4	27	6.8	12	0
L-Pit 11/8.....	4	71	17.8	32	1
W-@ Min 11/22....	4	34	8.5	21	1
L-Was 11/26.....	5	21	4.2	8	0
L-@ Bal 12/3.....	6	46	7.7	14	0
W-@ Cin 12/13....	2	46	23.0	32	0
W-SF 12/20.....	5	85	17.0	45	0
W-Phi 12/27.....	3	65	21.7	52t	1
L-@ NYG 1/3/21..	5	43	8.6	21	0
Totals.....	74	935	12.6	52t	5

2021 (Dallas)					
Game	No	Yds	Avg	Long	TD
L-@ TB 9/9.....	7	104	14.9	31	1
W-@ LAC 9/19.....	8	81	10.1	34	0
W-Phi 9/27.....	3	66	22.0	44	0
W-Car 10/3.....	2	13	6.5	7	0
W-NYG 10/10.....	4	84	21.0	49t	1
W-@ NE 10/17.....	9	149	16.6	35t	2
W-@ Min 10/31....	6	112	18.7	35	0
L-Den 11/7.....	2	23	11.5	18	0
W-Atl 11/14.....	6	94	15.7	37	2
L-@ KC 11/21.....	3	14	4.7	49	0
L-LV 11/25.....			INACTIVE/INJURED-Concussion		
W-@ NO 12/2.....	7	89	12.7	25	0
W-@ Was 12/12....	7	61	8.7	18	0
W-@ NYG 12/19..	6	50	8.3	16	0
W-Was 12/26.....	4	66	16.5	25	0
L-Ari 1/2/22.....	3	51	17.0	26	0
W-@ Phi 1/8/22...	2	45	22.5	31	0
Totals.....	79	1,102	13.9	49t	6

Playoffs					
L-SF 1/16/22.....	1	21	21.0	21	0

2022 (Dallas)					
Game	No	Yds	Avg	Long	TD
L-TB 9/11.....	2	29	14.5	16	0
W-Cin 9/18.....	7	75	10.7	24	0
W-@ NYG 9/26....	8	87	10.9	26	1
W-Was 10/2.....	6	97	16.2	30t	1
W-@ LAR 10/9.....	5	53	10.6	16	0
L-@ Phi 10/16.....	5	68	13.6	24	0
W-Det 10/23.....	4	70	17.5	24	0
W-Chi 10/30.....	5	77	15.4	22	1
L-@ GB 11/13.....	11	150	13.6	35t	2
W-@ Min 11/20....	5	45	9.0	27	0
W-NYG 11/24.....	6	106	17.7	25	0
W-Ind 12/4.....	5	71	14.2	22	1

2022 (Dallas), cont.					
Game	No	Yds	Avg	Long	TD
W-Hou 12/11.....	5	33	6.6	13	0
L-@ Jac 12/18.....	7	126	18.0	39	0
W-Phi 12/24.....	10	120	12.0	36t	2
W-@ Ten 12/29....	11	100	9.1	34	0
L-@ Was 1/8/23...	5	52	10.4	15t	1
Totals.....	107	1,359	12.7	39	9

Playoffs					
W-@ TB 1/16/23...	4	68	17.0	26	1
L-@ SF 1/22/23...	10	117	11.7	46	0
Totals.....	14	185	13.2	46	1

2023 (Dallas)					
Game	No	Yds	Avg	Long	TD
W-@ NYG 9/10....	4	77	19.3	49	0
W-NYJ 9/17.....	11	143	13.0	31	0
L-@ Ari 9/24.....	4	53	13.3	32	0
W-NE 10/1.....	4	36	9.0	20t	1
L-@ SF 10/8.....	4	49	12.3	29	0
W-@ LAC 10/16..	7	117	16.7	23	0
W-LAR 10/29.....	12	158	13.2	26	2
L-@ Phi 11/5.....	11	191	17.4	29	0
W-NYG 11/12.....	11	151	13.7	30	1
W-@ Car 11/19....	6	38	6.3	10	1
W-Was 11/23.....	4	53	13.3	16	1
W-Sea 11/30.....	12	116	9.7	23	1
W-Phi 12/10.....	6	71	11.8	26	1
L-@ Buf 12/17....	7	53	7.6	16	0
L-@ Mia 12/24....	6	118	19.7	49t	1
W-Det 12/30.....	13	227	17.5	92t	1
W-@ Was 1/7/24..	13	98	7.5	15	2
Totals.....	135	1,749	13.0	92t	12

Playoffs					
L-GB 1/14/24.....	9	110	12.2	47	0

2024 (Dallas)					
Game	No	Yds	Avg	Long	TD
W-@ Cle 9/8.....	5	61	12.2	34	0
L-NO 9/15.....	4	90	22.5	65t	1
L-Bal 9/22.....	4	67	16.8	31	0
W-@ NYG 9/26....	7	98	14.0	55t	1
W-@ Pit 10/6.....	5	62	12.4	27	0
L-Det 10/13.....	7	89	12.7	27	0
L-@ SF 10/27.....	13	146	11.2	29	2
L-@ Atl 11/3.....	8	47	5.9	10	0
L-Phi 11/10.....	6	21	3.5	6	0
L-Hou 11/18.....	8	93	11.6	29	0
W-@ Was 11/24....	10	67	6.7	13	0
W-NYG 11/28.....	2	39	19.5	22	0
L-Cin 12/9.....	6	93	15.5	43	1
W-@ Car 12/15....	9	116	12.9	28	1
W-TB 12/22.....	7	105	15.0	52	0
L-@ Phi 12/29....			RESERVE/INJURED-Shoulder		
L-Was 1/5/25.....			RESERVE/INJURED-Shoulder		
Totals.....	101	1,194	11.8	65t	6

MARIST LIUFAU

(MARE-ist LEE-oo-FOW)

35 • Linebacker

6-2 • 238 • 2/9/01
 Notre Dame • D3b-'24 (87th overall)
 NFL: 2nd Year • Cowboys: 2nd Year
 Games/Starts: 2024-17/9; Career-17/9
 Postseason: 2024-0/0; Career-0/0



PRO: With the selection of Marist Liufau in the third round (87th overall) of the 2024 NFL Draft, the Dallas Cowboys added a versatile linebacker with the ability to bolster a young Cowboys linebacker room. Liufau impressed in his first season with Dallas, starting nine-of-17 games while becoming the fifth Cowboys rookie since 1999 with a sack, forced fumble and a fumble recovery in a season. Along with his productive play at linebacker, Liufau was a key contributor on special teams and finished the season with four special teams tackles. Liufau, who played four seasons at Notre Dame, will look to build on his rookie campaign with a new defensive coordinator in Matt Eberflus, who has a thorough history coaching linebackers.

TRANSACTION SUMMARY:

4/29/23: Drafted in the third round (87th overall) by Dallas.

2024:

- Saw action in all 17 games, with nine starts at linebacker as a rookie, totaling 48 tackles, 1.5 sacks, three tackles for loss, 13 pressures, three pass breakups, two forced fumbles and a fumble recovery. Added four special teams tackles.
- Made NFL debut at Cleveland (9/8), notching one tackle, a quarterback pressure and one special teams tackle.
- Logged four tackles, a pressure and his first fumble recovery against Philadelphia (11/10).
- Stepped in for an injured DeMarvion Overshown against Cincinnati (12/9) and registered 1.5 sacks, the first sacks of his career.
- Forced his first career fumble at Carolina (12/15), becoming the fifth Cowboys rookie since 1999 with a sack, forced fumble and a fumble recovery in a season, joining Sam Williams (2022), Maliek Collins (2016), Victor Butler (2009) and Roy Williams (2002).
- Served as the team's green dot in place of an injured Eric Kendricks in the season finale against Washington (1/5/25), recording a career-high eight tackles, five pressures and a forced fumble.

COLLEGE:

- Started all 12 regular season games at linebacker and finished his senior season with 44 tackles, six tackles for loss, 3.0 sacks, a pair of pass breakups, two quarterback hurries, one forced fumble and a fumble recovery.
- Started all 13 games as a redshirt junior, finishing third on the team with 51 tackles, 4.5 tackles for loss, one interception, a fumble recovery, one pass breakup and three quarterback pressures.
- Earned a medical redshirt as a junior in 2021 due to a knee injury.
- Appeared in 10 contests as a sophomore, making three starts for the Irish where he notched 22 tackles, 1.5 tackles for loss and a half sack.
- Saw action in four games as a freshman at Georgia, against Virginia, against USC and at Michigan.

PERSONAL:

- Ranked the No. 7 player from Hawaii by ESPN.com out of Punahou High School in Kalihi, Hawaii.
- During his senior year at Punahou High, was named an Interscholastic League of Honolulu Open Division All-Star and Interscholastic League of Honolulu Defensive MVP in 2018.
- Chosen to participate in the 2019 Polynesian Bowl in Honolulu, Hawaii.
- Earned his degree in American studies from Notre Dame.
- Cousin, Puka Nacua, plays for the LA Rams.

COMMUNITY:

- 2024 NFL My Cause My Cleats Campaign - Children's Cancer Fund.
- 2024 Rookie Club: The Salvation Army Angel Tree Load-In.
- 2024 Rookie Club: Everybody Plays Field Day.
- 2024 Early Thanksgiving Meal at The Salvation Army.
- National Medal of Honor Museum Veteran's Lunch.
- Annual Team Holiday Hospital Visits.

LIUFAU'S COWBOYS TOTALS

Year Team	GP-GS	DEFENSE					INTERCEPTIONS					FUMBLES REC							
		ST	AT	TT	Sks-Yds	Tkl/Ls	QB Prs	PBU	FF	No	Yds	Avg	Lg	TD	No	Yds	Avg	Lg	TD
2024 Dallas.....	17-9	26	22	48	1.5(-9)	3(-7)	13	3	2	0	0	0.0	0	0	1	0	0.0	0	0

ADDITIONAL STATISTICS

Special Teams Tackles – 2024 (2-2-4). Totals (2-2-4).

SINGLE-GAME HIGHS

Tackles – 8, vs. Tampa Bay, 12/22/24 and vs. Washington, 1/5/25
 Pressures – 5, vs. Tampa Bay, 12/22/24
 Sacks – 1.5, vs. Cincinnati, 12/9/24

LIUFAU'S CAREER GAME-BY-GAME
DEFENSE

2024 (Dallas)					2024 (Dallas), cont.										
Game	ST	AT	TT	Sks Yds	Tk/ Ls	QB Prs	PBU	Game	ST	AT	TT	Sks Yds	Tk/ Ls	QB Prs	PBU
W-@ Cle 9/8	1	0	-	1			1	L-Hou 11/18	1	2	-	3			
L-NO 9/15	2	2	-	4				W-@ Was 11/24.....							
L-Bal 9/22.....	1	1	-	2				W-NYG 11/28.....							2
W-@ NYG 9/26.....	3	0	-	3		1(-3)		L-Cin 12/9.....				1.5(-9)			
W-@ Pit 10/6.....	0	1	-	1			1	W-@ Car 12/15.....	2	4	-	6		1(-3)	1
L-Det 10/13	0	2	-	2				W-TB 12/22	1	7	-	8			5
L-@ SF 10/27	2	0	-	2				-@ Phi 12/29.....	3	1	-	4			1
L-@ Atl 11/3						1	1	-Was 1/5/25.....	6	2	-	8		1(-1)	1
L-Phi 11/10.....	4	0	-	4		1		Totals.....	26	22	-	48	1.5(-9)	3(-7)	13

HUNTER LUEPKE

40 • Fullback

(LIP-key)

6-1 • 250 • 2/28/00

North Dakota State • UDFA '23

NFL: 3rd Year • Cowboys: 3rd Year

Games/Starts: 2024-16/4; Career-33/4

Postseason: 2024-0/0; Career-1/0



PRO: Hunter Luepke signed with the Dallas Cowboys as an undrafted free agent following the 2023 NFL Draft and has become one of the most versatile players on the Cowboys offense. While known for his physical play style, Luepke also emerged as an option out of the backfield for Dak Prescott in 2024, reeling in 12 passes for 111 yards, with five of those receptions going for third down conversions. Luepke has also quickly become one of Dallas' key special teams contributors, finishing 2024 with a team-high 13 special teams tackles, the most by a Cowboy since Dwayne Harris had 18 in 2014.

TRANSACTION SUMMARY:

5/12/23: Signed with Dallas as a rookie free agent.

2024:

- Appeared in 16 games with four starts, missing one contest with a calf injury, and totaled 38 rushing yards on 12 carries while adding 12 receptions for 111 yards. Also led the team with 13 special teams tackles.
- Caught two passes for a career-high 40 yards against Baltimore (9/22). Also added a special teams tackle.
- At the N.Y. Giants (9/26) notched a career-best three special teams tackles.
- Made his first career start at Pittsburgh (10/6), tallying one reception for 18 yards.

2023:

- Played in all 17 games at fullback, rushing six times for 19 yards and a score while adding three catches for 18 yards.
- Recorded his first career rush and first reception at Arizona (9/24).
- Scored his first career touchdown on a three-yard rush against New England (10/1).

COLLEGE:

- Completed his collegiate career at North Dakota State, rushing for 1,665 yards and 24 touchdowns on 274 carries and caught 38 passes for 494 yards and nine touchdowns.
- As a senior, recorded 817 total yards from scrimmage (621 rush; 196 receiving) and 13 total touchdowns, earning All-American and first-team All-Missouri Valley Football Conference honors at fullback in 10 games played.
- Was named an All-American and first team All-MVFC at fullback as a junior after rushing 87 times for 543 yards and eight touchdowns with nine catches for 165 yards and three scores, playing in 13 games with four starts.
- As a sophomore earned All-American and first team All-MVFC honors after adding 458 yards and six touchdowns on 84 carries and 37 yards and a score on four receptions while playing in six games with five starts.
- Played in 14 games with two starts at fullback as a redshirt freshman and had 43 yards and a touchdown on five rushes.

PERSONAL:

- Attended Spencer, Wisc., High School where he was a four-year starter, a two-year captain, three-time all-conference first-team running back, two-time Conference Offensive Player of the Year (2015 and 2017) and 2017 Regional Offensive Player of the Year who played running back, linebacker, defensive end and returned kicks.
- Racked up 5,770 all-purpose yards and 95 touchdowns in his career, including 4,452 rushing yards and 82 touchdowns and had 171 career tackles and 10.0 sacks on defense.
- Two-time state champion in wrestling (2017-18), three-time all-conference center fielder in baseball and conference champion in the 100-meter dash.
- Graduated from NDSU in December 2022 with a bachelor's degree in finance.
- Married to Sadie Luepke.

COMMUNITY:

- Annual Team Holiday Hospital Visits.

LUEPKE'S COWBOYS TOTALS

Year Team	GP-GS	RUSHING					RECEIVING				
		No	Yds	Avg	Long	TD	No	Yds	Avg	Long	TD
2023 Dallas.....	17-0	6	19	3.2	9	1	3	18	6.0	12	0
2024 Dallas.....	16-4	12	38	3.2	10	0	12	111	9.3	24	0
Totals.....	33-4	18	57	3.2	10	1	15	129	8.6	24	0
Playoffs											
2023 Dallas.....	1-0	0	0	0.0	0	0	0	0	0.0	0	0

ADDITIONAL STATISTICS

Special Teams Tackles – 2023 (3-1-4), 2024 (4-9-13). Totals (7-10-17).

SINGLE-GAME HIGHS

Spec. Tms. Tkl. – 3, at N.Y. Giants, 9/26/24

JOE MILTON

10 • Quarterback

6-5 • 236 • 3/6/00
 Tennessee • T(NE) • 25
 NFL: 2nd Year • Cowboys: 1st Year
 Games/Starts: 2024-1/0-NE; Career-1/0
 Postseason: 2024-0/0; Career-0/0



PRO: The Dallas Cowboys traded a compensatory fifth round draft pick for a talented, developmental quarterback in Joe Milton and a 2025 seventh round pick. Originally a sixth round draft pick (193rd overall) by New England in 2024, Milton played in one game last season, the Patriots regular season finale against Buffalo after serving as the emergency third quarterback for most of the year. He completed 22-of-29 passes for 241 yards and one touchdown while adding a rushing score. Milton, who played collegiately at Tennessee, entered the NFL best known for his athleticism and his impressive arm strength. Under new Cowboys head coach and play caller Brian Schottenheimer, Milton will compete for the spot to backup Dak Prescott in 2025.

TRANSACTION SUMMARY:

- 4/3/25:** Traded to Dallas from New England, along with a 2025 seventh round pick, for a 2025 fifth round pick.
- 4/27/24:** Drafted in the sixth round (193rd overall) by New England.

2024 (New England):

- Played in one game, seeing action in the regular season finale against Buffalo (1/5/25), completing 22-of-29 passes for 241 yards and one touchdown while rushing for another 16 yards and a touchdown on the ground.
- Served as the emergency third quarterback for the majority of the season and was the primary backup quarterback against Houston (10/13), but did not play.

COLLEGE:

- Spent his first three seasons at Michigan (2018-20) before transferring to Tennessee (2021-23) for three collegiate seasons.
- In his final season with Tennessee, started all 12 regular season games, completing 64.7% of his passes for 2,813 yards with 20 touchdowns and five interceptions while leading the Vols to an 8-4 record. Also showcased his mobility with a career-best 299 rushing yards.
- Was the backup quarterback to Hendon Hooker in 2022 but played the last two games after Hooker went down late in the season with a knee injury. In those two games, Milton completed 53-of-82 passes (65.0%) for 971 yards, 10 touchdowns and zero interceptions.
- Entered the 2021 season as Tennessee's starting quarterback and started two games before being the backup for the final 11.
- At Michigan in a shortened 2020 season due to COVID-19, was the starting quarterback for the Wolverines in five of their six games, owning a 2-3 record as the starter and throwing for 1,077 yards, four touchdowns and four interceptions.
- Appeared in four games each of his first two seasons at Michigan (2018-19), which earned him a redshirt in his freshman season.

PERSONAL:

- Rated a four-star prospect out of Olympia High School in Orlando, Fla., completing 260-of-549 passes (47.4%) for 3,975 yards and 35 touchdowns with six interceptions while adding another eight touchdowns on the ground.
- Cousin of three-time Pro Bowl wide receiver Anquan Boldin.
- Graduated with a degree in American culture from Michigan in 2021.

MILTON'S NFL TOTALS

Year Team	GP-GS	PASSING											
		Att	Cmp	Yds	Pct	Yds/Att	TD	TD%	Int	Int%	Long	Sacks	Rating
2024 New England.....	1-0	29	22	241	75.9	8.31	1	3.4	0	0.0	48t	0/0	111.4

Year Team	GP-GS	RUSHING				
		No	Yds	Avg	Long	TD
2024 New England.....	1-0	10	16	1.6	9	1

JONATHAN MINGO

81 • Wide Receiver

6-2 • 225 • 4/20/01

Mississippi • T(Car) 24

NFL: 3rd Year • Cowboys: 2nd Year

Games/Starts: 2024-17/6-Car/Dal: Career-32/20

Postseason: 2024-0/0: Career-0/0



PRO: Midway through the 2024 season, the Dallas Cowboys traded for Jonathan Mingo from Carolina in exchange for draft pick compensation. Mingo was originally drafted in the second round (39th overall) by Carolina in the 2023 NFL Draft, and he made an immediate impact, appearing in 15 games with 14 starts during his rookie season, catching 43 passes for 418 yards. After a coaching change for the Panthers in 2024, Mingo started just five-of-nine games for Carolina before his trade to Dallas. With new head coach Brian Schottenheimer taking over in 2025, Mingo will look to find his role in Dallas' offense as he enters his third pro season.

TRANSACTION SUMMARY:

11/5/24: Traded to Dallas from Carolina, along with a 2025 seventh round pick, for a 2025 fourth round pick.

4/28/23: Drafted in the second round (39th overall) by Carolina.

2024 (Carolina/Dallas):

- Played in nine games, starting five, with Carolina prior to his trade to Dallas. While with the Panthers, tallied 121 yards on 12 receptions.
- In eight games with Dallas, had five receptions for 46 yards.
- Made his Cowboys debut against Houston (11/18) and his first start as a Cowboy against Cincinnati (12/9).

2023 (Carolina):

- Saw action in 15 games with 14 starts, tallying 43 receptions for 418 yards.
- Made his NFL debut and first NFL start at Atlanta (9/10), nabbing two receptions for 17 yards.
- Set a career-high against Tampa Bay (12/3), amassing 69 yards receiving.

COLLEGE:

- Played four seasons at Mississippi, appearing in 41 games and totaling 112 receptions for 1,758 yards and 12 touchdowns.
- In 2022 recorded 51 receptions for 861 yards and five touchdowns on his way to second-team All-SEC honors as a senior.
- As a junior, posted 346 yards and three touchdowns on 22 catches through his first six starts in 2021 before missing seven games due to injury.
- Nabbed 27 catches for 379 yards and three touchdowns during his sophomore season in 2020, appearing in 10 games with eight starts.
- Started all 12 games as a true freshman in 2019, grabbing 12 catches for 172 yards and one touchdown.

PERSONAL:

- Attended Brandon, Miss., High School, where he totaled 2,492 receiving yards and 23 touchdowns.
- Tallied 1,451 yards and 14 touchdowns as a senior on the way to a 13-2 campaign and 6A South State title game.
- Majored in Exercise Science at Mississippi.

COMMUNITY:

- Annual Team Holiday Hospital Visits.

MINGO'S NFL TOTALS

Year Team	GP-GS	RECEIVING					RUSHING				
		No	Yds	Avg	Long	TD	No	Yds	Avg	Long	TD
2023 Carolina.....	15-14	43	418	9.7	40	0	0	0	0.0	0	0
2024 Carolina.....	9-5	12	121	10.1	35	0	2	5	2.5	3	0
Dallas.....	8-1	5	46	9.2	14	0	0	0	0.0	0	0
Totals.....	32-20	60	585	9.8	40	0	2	5	2.5	3	0

SINGLE-GAME HIGHS

Receptions – 6, at Tampa Bay, 12/3/23

Receiving Yards – 69, at Tampa Bay, 12/3/23

Long Reception – 40, vs. Houston, 10/29/23

ISRAEL MUKUAMU

(MOO-kwah-moo)

24 • Safety


6-4 • 215 • 11/28/99

South Carolina • D6b-21 (227th overall)

NFL: 5th Year • Cowboys: 5th Year

Games/Starts: 2024-17/0; Career-50/3

Postseason: 2024-0/0; Career-3/0



PRO: In the sixth round of the 2021 NFL Draft (227th overall), the Dallas Cowboys chose defensive back Israel Mukuamu out of South Carolina. Throughout his four years with Dallas, Mukuamu has become a versatile depth piece for a talented Cowboys secondary, as he has played safety, nickel corner and even outside corner when needed. In 2024 he tallied a career-best two interceptions while adding 16 tackles and four pass breakups. Mukuamu re-signed with Dallas in 2025 free agency on a one-year deal.

TRANSACTION SUMMARY:

3/14/25: Re-signed with Dallas on a one-year contract through 2025.

1/14/22: Placed on Reserve/Injured with a hamstring injury.

5/1/21: Drafted in the sixth round (227th overall) by Dallas.

2024:

- Recorded 16 tackles, two interceptions and two pass breakups across 17 games while also adding four special teams tackles.
- Sealed Dallas' victory at Washington (11/24) with a game-clinching interception, his second career interception. Also added a tackle and pass breakup.
- Logged three tackles, an interception and a pass breakup at Carolina (12/15).

2023:

- Provided five tackles, a pass breakup and a fumble recovery on defense and a tackle on special teams in 14 games and the Wild Card Playoff Game in 2023.
- Played on special teams and defense at the N.Y. Giants (9/10) in the season opener, recovering his first career fumble.
- Tallied two tackles and a pass breakup against the N.Y. Giants (11/12) - his first defensive statistics of the season - in his 25th career game.

2022:

- Played in 15 games with three starts, recording 16 tackles, a pass breakup and his first career interception.
- Inactive against Tampa Bay (9/11), then started the first game of his career against Cincinnati (9/18) and had two tackles.
- Had a career-best six tackles against Washington (10/2), adding a pressure.
- Tallied the first interception of his career, picking off a pass against Houston (12/11).
- Made his postseason debut at Tampa Bay (1/16/23), tallying five tackles and two pass breakups, then recorded a tackle at San Francisco (1/22/23) in the Divisional Round.

2021:

- Played in four games on special teams but did not record any statistics.
- Inactive for the season opener at Tampa Bay (9/9), active but did not play in Week 2 before making his NFL debut in the home-opening win over Philadelphia (9/27).
- Landed on Reserve/Injured prior to the Wild Card Playoff game against San Francisco (1/16/22) with a hamstring injury.

COLLEGE

- Played both cornerback and safety as a junior, limited to five starts in six games played while hampered by a groin injury for most of the 2020 season
- Opted out of the final three games following the dismissal of head coach Will Muschamp. Tied for the team lead with two interceptions while also adding 10 tackles.
- As a sophomore in 2019, started all 12 games (the opener at safety, then the next 11 at cornerback) and was tabbed second-team All-SEC by the Associated Press and third-team by *Phil Steele*. Finished fifth on the team with 59 tackles
- True freshman who played in all 13 games in 2018, making two starts, and was credited with 17 tackles including two for loss. Also logged one interception, one pass breakup and a forced fumble.

PERSONAL:

- Attended Parkway High School in Bossier City, La., where he was selected to the Offense Defense All-American Bowl.
- Originally from Moncks Corner, S.C., but moved to Louisiana prior to his senior year.
- Logged 69 tackles to help the Berkeley Stags go 9-3 in 2016, after they finished 3-7 in 2015.
- Was a sport and entertainment major at South Carolina.

COMMUNITY:

- Training Camp - Community Corner and Back Together Saturday.
- Training Camp Heroes Day.
- Annual Team Holiday Hospital Visits.
- Make-A-Wish Foundation of North Texas.

STAFF

ISRAEL MUKUAMU

2024 SEASON

RECORDS

PLAYOFF RECORDS

HISTORY

SIDELINES

MUKUAMU'S COWBOYS TOTALS

Year Team	GP-GS	DEFENSE								INTERCEPTIONS				FUMBLES REC						
		ST	AT	TT	Sks-Yds	Tkl/Ls	QB Prs	PBU	FF	No	Yds	Avg	Lg	TD	No	Yds	Avg	Lg	TD	
2021 Dallas.....	4-0	0	0	-	0	0(0)	0(0)	0	0	0	0	0	0	0	0	0	0	0	0	
2022 Dallas.....	15-3	13	3	-	16	0(0)	0(0)	1	1	0	1	0	0	0	0	0	0	0	0	
2023 Dallas.....	14-0	4	1	-	5	0(0)	0(0)	0	1	0	0	0	0	0	0	0	0	0	0	
2024 Dallas.....	17-0	10	6	-	16	0(0)	0(0)	2	2	0	2	20	10.0	15	0	0	0	0	0	
Totals.....	33-3	27	10	-	37	0(0)	0(0)	3	4	0	3	20	6.7	15	0	1	-3	-3.0	-3	0
Playoffs																				
2021 Dallas.....	0-0	RESERVE/INJURED-Hamstring								RESERVE/INJURED				RESERVE/INJURED						
2022 Dallas.....	2-0	3	3	-	6	0(0)	0(0)	0	2	0	0	0	0.0	0	0	0	0	0.0	0	0
2023 Dallas.....	1-0	0	0	-	0	0(0)	0(0)	0	0	0	0	0	0.0	0	0	0	0	0.0	0	0
Totals.....	3-0	3	3	-	6	0(0)	0(0)	0	2	0	0	0	0.0	0	0	0	0	0.0	0	0

ADDITIONAL STATISTICS

Special Teams Tackles – 2022 (2-0-2); 2023 (0-1-1), 2024 (3-1-4). Totals: 5-2-7.

KENNETH MURRAY

59 • Linebacker

6-2 • 245 • 11/16/98

Oklahoma • T(Ten)-25

NFL: 6th Year • Cowboys: 1st Year

Games/Starts: 2024-14/14-Ten; Career-73/67

Postseason: 2024-0/0; Career-1/1



PRO: The Dallas Cowboys added an experienced and speedy linebacker to their defense when they traded a 2025 sixth round pick to the Tennessee Titans for Kenneth Murray and a 2025 seventh round choice. Murray, a former first round pick by the LA Chargers in the 2020 NFL Draft, has played in 73 career games with 67 starts while amassing 416 tackles, 29 tackles for loss, 8.5 sacks, 12 pass breakups, three interceptions and two forced fumbles. In 2024 with Tennessee, he led the Titans with 95 tackles and added 3.5 sacks. Murray heads into his first season with Dallas as the most tenured linebacker on the roster, and he will look to make a significant impact in the middle of the Cowboys defense in 2025.

TRANSACTION SUMMARY:

3/12/25: Traded to Dallas from Tennessee, along with a 2025 seventh round pick, for a 2025 sixth round pick.

12/25/24: Placed on Reserve/Injured with a wrist injury.

3/13/24: Signed a two-year contract with Tennessee.

10/4/21: Placed on Reserve/Injured with an ankle injury and reinstated (11/13).

4/23/20: Drafted in the first round (23rd overall) by the LA Chargers.

2024 (Tennessee):

- Saw action in 14 games and recorded 95 tackles, 3.5 sacks, eight tackles for loss and two pass breakups.
- Missed the final three games of the year after a wrist injury landed him on Reserve/Injured.
- Made his second start of the season against Detroit (10/13), leading the team with nine tackles and also picked up a half sack, one tackle for loss and a pass breakup.
- Notched a career-best 2.0 sacks against Green Bay (9/22).

2023 (LA Chargers):

- Started 15 games and totaled 107 tackles, seven tackles for loss, 3.0 sacks, an interception and three pass breakups.
- Secured 10 tackles, including a sack, and added a tackle for loss at Tennessee (9/19).
- At Minnesota (9/24) posted a team-high nine tackles in the winning effort, including a tackle for loss and a game-sealing interception of Kirk Cousins at the goal line with seven seconds remaining in regulation.
- Had eight tackles and sacked Patrick Mahomes at Kansas City (10/22).
- Tallied a season-high 12 tackles and a sack against Denver (12/10).

2022 (LA Chargers):

- Appeared in all 17 games with 16 starts, posting 76 tackles, seven tackles for loss, a sack, forced fumble and an interception.
- Against Seattle (10/23) recorded five tackles and tallied his first career interception.
- Totaled three tackles and his first career forced fumble at Las Vegas (12/4), jarring the ball loose from Josh Jacobs.

2021 (LA Chargers):

- Played in 11 games with six starts, totaling 31 tackles and two tackles for loss.
- Placed on Reserve/Injured with an ankle injury on Oct. 4 and missed five games before returning to practice on Nov. 13.

2020 (LA Chargers):

- Started all 16 games at middle linebacker as a rookie and led the Chargers with 107 tackles, the most by a rookie in franchise history.
- Finished second among all rookies in the NFL in total tackles (107) and solo tackles (68).
- Named to the Professional Football Writers of America (PFWA) All-Rookie Team.
- Made his NFL debut at Cincinnati (9/13) and recorded eight tackles.
- Tallied a career-best 14 tackles against New England (12/6) while also recording his first career sack.

COLLEGE:

- Started all 42 games during his three-year career at Oklahoma and registered 335 tackles and 37 tackles for loss. Tied for 11th in school history in career tackles (ninth among linebackers) and ranked eighth among Sooners linebackers with 9.5 career sacks.
- As a junior in 2019, selected AP first-team All-Big 12 and third-team All-America after notching 102 tackles, 4.0 sacks, 17 tackles for loss and four pass breakups.
- In 2018 as a sophomore, named AP second-team All-Big 12 after posting 155 tackles, the most tackles by a Sooner since 2007. Added 4.5 sacks, 12.5 tackles for loss, a pair of pass breakups and a fumble recovery.
- As a true freshman, earned co-Big 12 Defensive Freshman of the year after starting all 14 games and recorded 78 tackles, 7.5 tackles for loss, a sack, a forced fumble and a fumble recovery.

PERSONAL:

- Attended Elkins High School in Missouri City, Texas, and was ranked the No. 34 player in Texas by Rivals.com
- As a senior, tallied 104 tackles, 4.0 sacks, six pass breakups and a forced fumble.
- Also lettered in track and field.
- Earned a degree in communications from Oklahoma in December 2019.

MURRAY'S NFL TOTALS

Year Team	GP-GS	DEFENSE										INTERCEPTIONS				FUMBLES REC				
		ST	AT	TT	Sks-Yds	Tkl/Ls	QB Prs	PBU	FF	No	Yds	Avg	Lg	TD	No	Yds	Avg	Lg	TD	
2020 LA Chargers.....	16-16	68	39	-	107	1.0(-4)	5(-17)	4	3	0	0	0	0	0	0	0	0	0	0	0
2021 LA Chargers.....	11-6	17	14	-	31	0.0(0)	2(-5)	7	0	0	0	0	0	0	0	0	0	0	0	0
2022 LA Chargers.....	17-16	50	26	-	76	1.0(-8)	7(-21)	9	3	1	1	16	16.0	16	0	0	0	0	0	0
2023 LA Chargers.....	15-15	79	28	-	107	3.0(-15)	7(-26)	13	4	0	1	0	0.0	0	0	0	0	0	0	0
2024 Tennessee.....	14-14	57	38	-	95	3.5(-13)	8(-28)	16	2	1	1	6	6.0	6	0	0	0	0	0	0
Totals.....	73-67	271	145	-	416	8.5(-40)	29(-97)	39	12	2	3	22	7.3	16	0	0	0	0.0	0	0
Playoffs																				
2022 LA Chargers.....	1-1	2	6	-	8	0.5(-3)	0(0)	1	0	0	0	0	0.0	0	0	0	0	0.0	0	0
Totals.....	1-1	2	6	-	8	0.5(-3)	0(0)	1	0	0	0	0	0.0	0	0	0	0	0.0	0	0

SINGLE-GAME HIGHS

- Tackles** – 14, vs. New England, 12/6/20
- Tackles for Loss** – 2, four times, last at Houston, 11/24/24
- Sacks** – 2.0, vs. Green Bay, 9/22/24

MURRAY'S CAREER GAME-BY-GAME DEFENSE

2020 (LA Chargers)										2021 (LA Chargers), cont.										
Game	ST	AT	TT	Sks-Yds	Tkl/Ls	QB Prs	PBU			Game	ST	AT	TT	Sks-Yds	Tkl/Ls	QB Prs	PBU			
W-@ Cin 9/13.....	4	4	-	8						W-@ Cin 12/5.....										
L-KC 9/20.....	6	4	-	10			1			W-NYG 12/12.....										
L-Car 9/27.....	2	3	-	5	1(-2)					L-KC 12/16.....										
L-@ TB 10/4.....	6	4	-	10						L-@ Hou 12/26.....	2	0	-	2						
L-@ NO 10/11.....	2	3	-	5			1			W-Den 1/2/22.....	RESERVE/COVID-19									
W-Jax 10/25.....	3	2	-	5			1			L-@ LV 1/9/22.....	2	3	-	5						
L-@ Den 11/1.....	3	1	-	4						Totals.....	17	14	-	31						2(-5)
L-LV 11/8.....	2	2	-	4						2022 (LA Chargers)										
L-@ Mia 11/15.....	2	2	-	4						Game	ST	AT	TT	Sks-Yds	Tkl/Ls	QB Prs	PBU			
W-NYJ 11/22.....	4	3	-	7	1(0)					W-LV 9/11.....	3	2	-	5						
L-@ Buf 11/29.....	4	1	-	5						L-@ KC 9/15.....	1	2	-	3						
L-NE 12/6.....	12	2	-	14	1.0(-4)	2(-8)	1			L-Jax 9/25.....	2	1	-	3						1(-1)
W-Atl 12/13.....	4	2	-	6						W-@ Hou 10/2.....	3	2	-	5						1(-5)
W-@ LV 12/17.....	6	2	-	8	1(-7)					W-@ Cle 10/9.....	3	1	-	4						
W-Den 12/27.....	7	2	-	9						W-Den 10/17.....	4	1	-	5						
W-@ KC 1/3/21.....	1	2	-	3	1(-3)					L-Sea 10/23.....	5	0	-	5						1
Totals.....	68	39	-	107	1.0(-4)	5(-17)	1	3		W-@ Ari 11/27.....	3	4	-	7						1
2021 (LA Chargers)										2023 (LA Chargers)										
Game	ST	AT	TT	Sks-Yds	Tkl/Ls	QB Prs	PBU			Game	ST	AT	TT	Sks-Yds	Tkl/Ls	QB Prs	PBU			
W-@ Was 9/12.....	5	4	-	9						L-@ LV 12/4.....	2	1	-	3						
L-Dal 9/19.....	5	3	-	8	1(-1)					W-Mia 12/11.....	6	1	-	7						
W-@ KC 9/26.....	1	1	-	2						W-Ten 12/18.....	4	3	-	7						1(-2)
W-LV 10/4.....										W-@ Ind 12/26.....	5	1	-	6	1.0(-8)					1(-8)
W-Cle 10/10.....										W-LAR 1/1/23.....	1	2	-	3						1
L-@ Bal 10/17.....										L-@ Den 1/8/23.....	1	1	-	2						1
L-NE 10/31.....										Totals.....	50	26	-	76	1.0(-8)	7(-21)	4	3		
W-@ Phi 11/7.....										Playoffs										
L-Min 11/14.....	3	1	-	4	1(-4)					L-@ Jax 1/14/23.....	2	6	-	8	0.5(-3)					1
W-Pit 11/21.....																				
L-@ Den 11/28.....	1	0	-	1																

MURRAY'S CAREER GAME-BY-GAME, cont.

2023 (LA Chargers)								2024 (Tennessee)								
Game	ST	AT	TT	Sks Yds	Tkl/ Ls	QB Prs	PBU	Game	ST	AT	TT	Sks Yds	Tkl/ Ls	QB Prs	PBU	
L-Mia 9/10.....	2	1	3					L-@ Chi 9/8.....	3	3	6				1	
L-@ Ten 9/19.....	5	5	10	1.0(-6)	2(-9)	1		L-NYJ 9/15.....	5	3	8			1(-2)		
W-@ Min 9/25.....	8	1	9		1(0)		1	L-GB 9/22.....	5	3	8	2.0(-10)	1(-10)	2		
W-LV 10/1.....	2	2	4				1	W-@ Mia 9/30.....	6	3	9			1(-1)		
L-Dal 10/16.....	8	1	9		1(-2)			L-Ind 10/13.....	6	2	8			1(-6)		
L-@ KC 10/22.....	7	1	8	1.0(-9)	2(-12)	1		L-@ Buf 10/20.....	4	3	7					
W-Chi 10/29.....	6	3	9				1	L-@ Det 10/27.....	0	1	1					
W-@ NYJ 11/6.....	7	1	8					W-NE 11/3.....	3	3	6			1		
L-Det 11/12.....	4	1	5		1(-3)			L-@ LAC 11/10.....	3	3	6					
L-@ GB 11/19.....	6	4	10					L-Min 11/17.....	5	5	10	1.0(1)	1(-1)	1		
L-Bal 11/26.....	5	1	6					W-@ Hou 11/24.....	6	1	7		2(-6)	1	2	
W-@ NE 12/3.....	5	2	7					L-@ Was 12/1.....	5	5	10	0.5(-2)	1(-2)			
L-Den 12/10.....	9	3	12	1.0(0)		2		L-Jax 12/8.....	INACTIVE/INJURED-Hamstring							
L-@ LV 12/14.....	2	1	3				1	L-Cin 12/15.....	5	2	7					
L-Buf 12/23.....	3	1	4					L-@ Ind 12/22.....	1	1	2					
L-@ Den 12/31.....	INACTIVE/INJURED-Shoulder								L-@ Jax 12/29.....	RESERVE/INJURED-Wrist						
L-KC 1/7/24.....	INACTIVE/INJURED-Shoulder								L-Hou 1/5/25.....	RESERVE/INJURED-Wrist						
Totals.....	79	28	107	3.0(-15)	7(-26)	4	4	Totals.....	57	38	95	3.5(-13)	8(-28)	5	2	

OSA ODIGHIZUWA

(OH-suh oh-DIGGY-zoowa)

97 • Defensive Tackle

6-2 • 285 • 8/13/98

UCLA • D3a-21 (75th overall)

NFL: 5th Year • Cowboys: 5th Year

Games/Starts: 2024-17/17; Career-67/63

Postseason: 2024-0/0; Career-4/3



PRO: The Dallas Cowboys used their first of three third round selections (75th overall) in the 2021 NFL Draft to select Osa Odighizuwa, fortifying their interior pass rush on the defensive line. Odighizuwa has quickly established himself as one of Dallas' key interior linemen. Over his four seasons with the club, Odighizuwa has missed only one contest and started 63 of his 67 games played. Odighizuwa has consistently improved throughout his career, and before hitting the open market in 2025 free agency, the Dallas Cowboys signed him to a four-year extension, keeping its core interior lineman with the team through 2028.

TRANSACTION SUMMARY:

3/4/25: Signed a four-year contract extension through 2028.

4/30/21: Drafted in the third round (75th overall) by Dallas.

2024:

- Started all 17 games to record 46 tackles while setting career-highs in sacks (4.5) and pressures (54) while recording his first career pass breakup.
- Against New Orleans (9/8) recorded two tackles, one for loss, a quarterback pressure and his first career pass breakup.
- Tallied four tackles and four pressures at the N.Y. Giants (9/26). Part of a defense that halted the Giants run game to 1.08 yards-per-carry, the sixth-lowest allowed rushing average in franchise history.
- Had three tackles and a season-high six pressures against Cincinnati (12/9).
- Notched a strip sack of Bryce Young to open the second half at Carolina (12/15), his second career forced fumble.

2023:

- Started all 17 games and established career bests with 53 tackles and six tackles for loss, adding 36 pressures and 3.0 sacks.
- Tallied a career-high 2.0 sacks - his first career game with 2.0-or-more sacks - along with four tackles and three quarterback pressures in the opener at the N.Y. Giants (9/10). His sacks contributed to a team seven sacks, second-most in a season opener in team history, trailing only the nine against Pittsburgh (9/4/94).
- Set a career-high with seven tackles, along with five quarterback pressures, and a tackle for loss at the LA Chargers (10/16).
- Posted five tackles, a tackle for loss and a career-best six quarterback pressures against Washington (11/23).

2022:

- Started all 17 games and compiled 40 tackles, five tackles for loss, 4.0 sacks and 16 pressures.
- Started the opener against Tampa Bay (9/11), registering two tackles and a season-high two tackles for loss.
- Had his first sack of the season at the LA Rams (10/9) and added a season-high four pressures.
- Recorded a season-best six tackles at Washington (1/8/23), adding a sack and a tackle for loss.
- Started both playoff contests, recording two tackles, a tackle for loss and two pressures at Tampa Bay (1/16/23), then added four tackles, a sack and two pressures at San Francisco (1/22/23).

2021:

- Started 12-of-16 games he played and tallied 34 tackles, four behind the line, 2.0 sacks and 12 hurries.
- Made his NFL debut, starting the opener at Tampa Bay (9/9), and had his first career tackle.
- Had his first career sacks, finishing with 1.5, two hurries and two tackles in the win over Philadelphia (9/27).
- Logged his first career tackle for loss to go with a half sack, one pressure and a tackle against Carolina (10/3).
- Missed the only game of his career at the N.Y. Giants (12/19) on the Reserve/COVID list but returned against Washington (12/26) to tally a season-best three pressures with one tackle.
- In his playoff debut, led all defensive linemen with seven tackles along with one pressure in the Wild Card game against San Francisco (1/16/22).

COLLEGE:

- Saw action as a starter in all seven games of a COVID-19-shortened season for the Bruins in 2020, leading all defensive linemen with 30 tackles in addition to 4.0 sacks, six tackles for loss and three pressures. His efforts earned him consensus first-team All-Pac 12 honors and a 2021 Reese's Senior Bowl invitation.
- In 2019 started all 12 games and finished fifth on the team in tackles (46) to lead all defensive linemen while tying for the team lead with 10 tackles for loss and tallying 3.5 sacks.
- Started eight-of-11 games as a sophomore in 2018 and tied for second on the Bruins with 3.0 sacks and third on the team with six tackles for loss while also adding 29 tackles.
- Saw action in all 13 games as a redshirt freshman and registered 15 tackles, 5.5 for loss and a sack in 2017.
- Redshirted as a true freshman.

PERSONAL:

- Listed as a three-star recruit by ESPN and the No. 3 prospect in Oregon out of David Douglas High School in Portland, Ore.
- Two-time Defensive Player of the Year in football and three-time state wrestling champ in high school.
- Brother of Owa Odighizuwa, a third round draft pick of the N.Y. Giants in 2015.
- Named to the UCLA Athletic Director's Academic Honor Roll and earned his degree in sociology.

COMMUNITY:

- WrestleMania 38 Boys and Girls Club Anti Bullying Rally.
- 2022-23 My Cause My Cleats campaign.
- 2022-23 Early Thanksgiving at The Salvation Army.
- 2023-24 Dallas Cowboys Draft Day/Fan Appreciation Party.
- 2024 Early Thanksgiving Meal at The Salvation Army.
- 2025 Reliant Home Run Derby benefiting the Salvation Army.
- 2025 Osa Odighizuwa Youth Football Camp hosted in Portland, Ore.
- Training Camp - Community Corner and Back Together Saturday.
- Training Camp Heroes Day.
- Annual Team Holiday Hospital Visits.
- Make-A-Wish Foundation of North Texas.



MISSION: The Odighizuwa Foundation was created by brothers Owamagbe (Owa) and Osawaru (Osa) as a heartfelt tribute to their mother, Abieyuwa—whose unwavering love, strength, and resilience continue to inspire their journey both on and off the field. Her life and legacy serve as the foundation of their values and vision for a brighter future.

Through this foundation, Owa and Osa are committed to honoring her by creating meaningful opportunities and providing vital resources that empower individuals, uplift families, and transform communities. Their mission is to ensure the Odighizuwa name becomes a lasting symbol of hope, impact, and the promise of what's possible when love leads the way.

ODIGHIZUWA'S COWBOYS TOTALS

Year Team	GP-GS	DEFENSE							INTERCEPTIONS					FUMBLES REC						
		ST	AT	TT	Sks-Yds	Tk/Ls	QB Prs	PBU	FF	No	Yds	Avg	Lg	TD	No	Yds	Avg	Lg	TD	
2021 Dallas	16-12	20	14	—	34	2.0(-20)	4(-8)	12	0	0	0	0	0	0	0	0	0	0	0	0
2022 Dallas	17-17	24	16	—	40	4.0(-27)	5(-15)	16	0	1	0	0	0	0	0	0	0	0	0	0
2023 Dallas	17-17	24	29	—	53	3.0(-18)	6(-21)	36	0	0	0	0	0	0	0	0	0	0	0	0
2024 Dallas	17-17	23	23	—	46	4.5(-29)	2(-4)	54	1	1	0	0	0	0	0	0	0	0	0	0
Totals	67-63	91	82	—	173	13.5(-94)	17(-48)	118	1	2	0	0	0.0	0	0	0	0	0	0	0
Playoffs																				
2021 Dallas	1-0	3	4	—	7	0.0(0)	0(0)	1	0	0	0	0	0	0.0	0	0	0	0	0	0
2022 Dallas	2-2	3	3	—	6	1.0(-9)	1(-3)	4	0	0	0	0	0	0.0	0	0	0	0	0	0
2023 Dallas	1-1	0	3	—	3	0.0(0)	0(0)	1	0	0	0	0	0	0.0	0	0	0	0	0	0
Totals	4-3	6	10	—	16	1.0(-9)	1(-3)	6	0	0	0	0	0	0.0	0	0	0	0	0	0

SINGLE-GAME HIGHS

- Tackles** – 7 at LA Chargers, 10/16/23
- Sacks** – 2.0 at N.Y. Giants, 9/10/23
- Tackles for Loss** – 2 vs. Tampa Bay, 9/11/22
- Pressures** – 6 vs. Washington, 11/23/23 and vs. Cincinnati, 12/9/24

STAFF

OSA
ODIGHIZUWA

2024 SEASON

RECORDS

PLAYOFF
RECORDS

HISTORY

SIDELINES

ODIGHIZUWA'S CAREER GAME-BY-GAME

DEFENSE

2021 (Dallas)

Game	ST	AT	TT	Sks Yds	Tk/ Ls	QB Prs	PBU	
L-@ TB 9/9.....	1	0	-	1				
W-@ LAC 9/19.....	1	1	-	2				
W-Phi 9/27.....	1	1	-	2	1.5(-17)	2		
W-Car 10/3.....	1	0	-	1	0.5(-3)	1(-2)	1	
W-NYG 10/10.....	0	1	-	1		1(-1)	1	
W-@ NE 10/17.....	2	0	-	2				
W-@ Min 10/31.....	0	3	-	3		1		
L-Den 11/7.....	1	2	-	3		1(-3)		
W-Atl 11/14.....	1	2	-	3				
L-@ KC 11/21.....	3	0	-	3		1		
L-LV 11/25.....	2	0	-	2				
W-@ NO 12/2.....	2	1	-	3		1(-2)	1	
W-@ Was 12/12.....	1	1	-	2				
W-@ NYG 12/19.....					RESERVE/COVID-19			
W-Was 12/26.....	1	0	-	1		3		
L-Ari 1/2/22.....	2	0	-	2				
W-@ Phi 1/8/22.....	1	2	-	3				
Totals.....	20	14	-	34	2.0(-20)	4(-8)	12	0

Playoffs

L-SF 1/6/22.....	3	4	-	7			1
------------------	---	---	---	---	--	--	---

2022 (Dallas)

Game	ST	AT	TT	Sks Yds	Tk/ Ls	QB Prs	PBU	
L-TB 9/11.....	2	0	-	2		2(-8)	1	
W-Cin 9/18.....	1	1	-	2		1		
W-@ NYG 9/26.....	2	0	-	2		1		
W-WAS 10/2.....	2	2	-	4		1		
W-@ LAR 10/9.....					1.0(-4)	1(-3)	4	
L-@ Phi 10/16.....	1	1	-	2		2		
W-Det 10/23.....	2	0	-	2				
W-Chi 10/30.....	0	2	-	2	1.0(-6)	1		
L-@ GB 11/13.....	1	2	-	3				
W-@ Min 11/20.....	1	0	-	1		1		
W-NYG 11/24.....	1	2	-	3				
W-Ind 12/4.....	2	2	-	4	1.0(-12)	1		
W-Hou 12/11.....	3	1	-	4		1(-3)	1	
L-@ Jac 12/18.....	1	0	-	1		1		
W-Phi 12/24.....	0	1	-	1		1		
W-@ Ten 12/29.....	0	1	-	1				
L-@ Was 1/8/23.....	5	1	-	6	1.0(-5)	1(-1)		
Totals.....	24	16	-	40	4.0(-27)	5(-15)	16	0

Playoffs

W-@ TB 1/16/23.....	1	1	-	2		1(-3)	2
L-@ SF 1/22/23.....	2	2	-	4	1.0(-9)		2
Totals.....	3	3	-	6	1.0(-9)	1(-3)	4

2023 (Dallas)

Game	ST	AT	TT	Sks Yds	Tk/ Ls	QB Prs	PBU
W-@ NYG 9/10.....	1	3	-	4		2.0(-11)	3
W-NYJ 9/17.....	1	1	-	2		1.0(-7)	1
L-@ Ari 9/24.....	1	3	-	4			1(-1)
W-NE 10/1.....	1	3	-	4			
L-@ SF 10/8.....	2	2	-	4			3
W-@ LAC 10/16.....	5	2	-	7		1(-4)	5
W-LAR 10/29.....	1	2	-	3			3
L-@ Phi 11/5.....	2	2	-	4			2
W-NYG 11/12.....	1	0	-	1		1(-5)	1
W-@ Car 11/19.....							3
W-Was 11/23.....	4	1	-	5		1(-2)	6
W-Sea 11/30.....	3	3	-	6		1(-5)	1
W-Phi 12/10.....	1	0	-	1		1(-4)	1
L-@ Buf 12/17.....	0	4	-	4			
L-@ Mia 12/24.....	0	1	-	1			1
W-Det 12/30.....	1	2	-	3			3
W-@ Was 1/7/24.....							3
Totals.....	24	29	-	53	3.0(-18)	6(-21)	36

Playoffs

L-GB 1/14/24.....	0	3	-	3			1
-------------------	---	---	---	---	--	--	---

2024 (Dallas)

Game	ST	AT	TT	Sks Yds	Tk/ Ls	QB Prs	PBU	
W-@ Cle 9/8.....	1	2	-	3			3	
L-NO 9/15.....	1	1	-	2		1(-2)	1	
L-Bal 9/22.....	1	2	-	3			2	
W-@ NYG 9/26.....	3	1	-	4			4	
W-@ Pit 10/6.....	1	0	-	1	0.5(-1)		3	
L-Det 10/13.....	2	2	-	4			2	
L-@ SF 10/27.....	1	1	-	2			1	
L-@ Atl 11/3.....	2	1	-	3			3	
L-Phi 11/10.....	0	1	-	1				
L-Hou 11/18.....	1	0	-	1	1.0(-7)		3	
W-@ Was 11/24.....	2	2	-	4		1(-2)	5	
W-NYG 11/28.....	2	2	-	4	1.0(-6)		4	
L-Cin 12/9.....	1	2	-	3			6	
W-@ Car 12/15.....	2	1	-	3	1.0(-5)		4	
W-TB 12/22.....	1	1	-	2			4	
L-@ Phi 12/29.....	2	1	-	3			1	
L-Was 1/5/25.....	0	2	-	2	0.5(-8)		4	
Totals.....	23	23	-	46	4.5(-29)	2(-4)	54	1

DEMARVION OVERSHOWN

0 • Linebacker

(de-MAR-vee-on over-SHOWN)

6-3 • 230 • 8/13/00

Texas • D3-'23 (90th overall)

NFL: 3rd Year • Cowboys: 3rd Year

Games/Starts: 2024-13/12; Career-13/12

Postseason: 2024-0/0; Career-0/0



PRO: The Dallas Cowboys added an explosive defensive playmaker when they drafted DeMarvion Overshown in the third round (90th overall) of the 2023 NFL Draft. Overshown, who grew up in East Texas before playing his college ball for the Texas Longhorns, had his rookie season cut short due to a torn ACL. However, he returned with a vengeance in 2024, recording 95 tackles, 5.0 sacks, a pick-six, a forced fumble and fumble recovery in just 13 games before suffering a season-ending knee injury for the second straight season. Overshown became the first player in Cowboys history with at least 90 tackles, 5.0 sacks, one fumble recovery and a pick-six in a season. Known for his versatility and athleticism, Overshown will be wearing No. 0 on his jersey in 2025, becoming the first player in franchise history to wear it.

TRANSACTION SUMMARY:

- 12/14/24:** Placed on Reserve/Injured with a right knee injury.
- 8/29/23:** Placed on Reserve/Injured with a left knee injury.
- 4/28/23:** Drafted in the third round (90th overall) by Dallas.

2024:

- Played in 13 games, making 12 starts, before suffering a season-ending knee injury that put him on Reserve/Injured for the final four games of the season. Accumulated 95 tackles (second on the team), 5.0 sacks, three tackles for loss, 16 pressures, four pass breakups, a pick-six, one forced fumble and a fumble recovery.
- Became the first player in Cowboys history with at least 90 tackles, 5.0 sacks, one fumble recovery and a pick-six in a season.
- Made his NFL debut and first career start at Cleveland (9/8), recording nine tackles, 1.0 sack and a pressure while also notching two special teams tackles. The last Cowboys player to record a sack in his NFL debut was Charles Tapper in 2017.
- Notched five tackles, one pressure and his first career forced fumble against Detroit (10/13).
- Logged a career-high three tackles for loss at Atlanta (11/3).
- Recorded career-highs in tackles (10) and sacks (2.0) against Philadelphia (11/10), his first career multi-sack game.
- Had his fifth sack of the season at Washington (11/24), the second-most sacks in a Cowboys player's first 11 career games, trailing only his teammate Micah Parsons.
- Tied a career-high in tackles and added a pick-six on Thanksgiving Day against the N.Y. Giants (11/28). His pick-six came when tipping the ball to himself before returning it 23 yards for a touchdown. Also added a fumble recovery and became the first Cowboy since Roy Williams (at Was, 12/2/02) to have a pick-six and fumble recovery in the same game.

2023:

- Suffered a knee injury in the preseason game at Seattle (8/19) that forced him to miss his rookie season on Reserve/Injured.

COLLEGE:

- Earned numerous accolades throughout a five-year collegiate career at Texas, finishing with 249 tackles, 30.5 tackles for loss, 9.0 sacks, 18 pass breakups, three fumble recoveries and three interceptions over 50 games played.
- Named first-team All-Big 12 at linebacker by conference coaches and the Associated Press and a Butkus Award semifinalist after playing in 12 games with 11 starts as a super senior in 2022, establishing career-highs with 96 tackles, 10 tackles for loss and 4.0 sacks with two quarterback hurries and five pass breakups.
- Selected as a 2021 Butkus Award semifinalist and earned All-Big 12 honorable mention as a linebacker after posting a team-leading 74 tackles with 5.5 tackles for loss, 2.0 sacks, two fumble recoveries, two pressures, two pass breakups and one blocked kick in 10 starts as a senior.
- Earned All-Big 12 honorable mention and started all 10 games in 2020 to total 60 tackles, eight tackles for loss, one sack, a team-high seven pass breakups, two forced fumbles, one fumble recovery, four quarterback hurries and a team-high two interceptions.
- Played in eight games with his first two career starts, finishing with 18 tackles, seven tackles for loss, two sacks, one forced fumble, one interception and four pass breakups as a sophomore in 2019.
- In 2018 played in nine games and had one tackle as a freshman.

PERSONAL:

- Named first-team all-state by the Associated Press and Texas Sports Writers Association at Arp, Texas, High School, where he totaled 142 tackles, 14 tackles for loss, 5.0 sacks, five interceptions and 13 breakups.
- Tabbed Defensive MVP of District 9-3A II and first-team all-district as a senior in 2017.
- Played in the 2018 Under Armour All-America Game.
- Majored in anthropology at Texas.

COMMUNITY:

- Play 60 Week events.
- 2023 Rookie Club presented by Blockchain.com.
- 2023 Early Thanksgiving at The Salvation Army.
- 2024 Salvation Army Grapevine Kickoff.
- 2024 Early Thanksgiving Meal at The Salvation Army.
- Annual Team Holiday Hospital Visits.
- Salvation Army Check Presentation at a visit to the Gene and Jerry Jones Family Arlington Youth Education Town.

OVERSHOWN'S COWBOYS TOTALS

Year Team	GP-GS	DEFENSE								INTERCEPTIONS				FUMBLES REC					
		ST	AT	TT	Sks-Yds	Tkl/Ls	QB Prs	PBU	FF	No	Yds	Avg	Lg	TD	No	Yds	Avg	Lg	TD
2023 Dallas.....	0-0				RESERVE/INJURED-Knee														
2024 Dallas.....	13-12	55	40	95	5.0(-32)	3(-8)	16	4	1	1	23	23.0	23ft	1	1	0	0.0	0	0
Totals.....	13-12	55	40	95	5.0(-32)	3(-8)	16	4	1	1	23	23.0	23ft	1	1	0	0.0	0	0
Playoffs																			
2023 Dallas.....	0-0				RESERVE/INJURED-Knee														

ADDITIONAL STATISTICS

Special Teams Tackles – 2024 (2-2-4). Totals (2-2-4).

SINGLE-GAME HIGHS

- Tackles – 10 vs. Philadelphia, 11/10/24 and vs. N.Y. Giants, 11/28/24
- Sacks – 2.0 vs. Philadelphia, 11/10/24
- Tackles for Loss – 3 at Atlanta, 11/3/24
- Interceptions – 1 vs. N.Y. Giants, 11/28/24

OVERSHOWN'S CAREER GAME-BY-GAME
DEFENSE

Game	2023 (Dallas)						2024 (Dallas)						
	ST	AT	TT	Sks Yds	Tkl/ Ls	QB Prs PBU	Game	ST	AT	TT	Sks Yds	Tkl/ Ls	QB Prs PBU
W-@ NYG 9/10.....				RESERVE/INJURED-Knee			W-@ Cle 9/8.....	5	4	9	1.0(-3)		1
W-NYJ 9/17.....				RESERVE/INJURED-Knee			L-NO 9/15.....	4	1	5			
L-@ Ari 9/24.....				RESERVE/INJURED-Knee			L-Bal 9/22.....	4	2	6			
W-NE 10/1.....				RESERVE/INJURED-Knee			W-@ NYG 9/26.....	6	3	9			1
L-@ SF 10/8.....				RESERVE/INJURED-Knee			W-@ Pit 10/6.....	6	3	9			2
W-@ LAC 10/16.....				RESERVE/INJURED-Knee			L-Det 10/13.....	4	1	5			1
W-LAR 10/29.....				RESERVE/INJURED-Knee			L-@ SF 10/27.....	2	6	8	1.0(-7)		1
L-@ Phi 11/5.....				RESERVE/INJURED-Knee			L-@ Atl 11/3.....	4	3	7		3(-8)	1
W-NYG 11/12.....				RESERVE/INJURED-Knee			L-Phi 11/10.....	6	4	10	2.0(-21)		2
W-@ Car 11/19.....				RESERVE/INJURED-Knee			L-Hou 11/18.....	4	2	6			2
W-Was 11/23.....				RESERVE/INJURED-Knee			W-@ Was 11/24.....	0	4	4	1.0(-1)		3
W-Sea 11/30.....				RESERVE/INJURED-Knee			W-NYG 11/28.....	6	4	10			1
W-Phi 12/10.....				RESERVE/INJURED-Knee			L-Cin 12/9.....	4	3	7		3	1
L-@ Buf 12/17.....				RESERVE/INJURED-Knee			W-@ Car 12/15.....				RESERVE/INJURED-Knee		
L-@ Mia 12/24.....				RESERVE/INJURED-Knee			W-TB 12/22.....				RESERVE/INJURED-Knee		
W-Det 12/30.....				RESERVE/INJURED-Knee			L-@ Phi 12/29.....				RESERVE/INJURED-Knee		
W-@ Was 1/7/24.....				RESERVE/INJURED-Knee			L-Was 1/5/25.....				RESERVE/INJURED-Knee		
Totals.....							Totals.....	55	40	95	5.0(-32)	3(-8)	16 4

MICAH PARSONS

11 • Defensive End

6-3 • 250 • 5/26/99

Penn State • D1-21 (12th overall)

NFL: 5th Year • Cowboys: 5th Year

Games/Starts: 2024-13/13; Career-63/63

Postseason: 2024-0/0; Career-4/4



PRO: Micah Parsons was regarded as one of the top overall athletes in the 2021 NFL Draft, and the Dallas Cowboys landed the former Big Ten Linebacker of the Year when they traded out of the 10th spot - dropping to 12 and adding an extra third round pick to select him. The selection of Parsons did not disappoint, as the versatile all-around talent quickly emerged as one of the league's premier pass rushers. Along with being a four-time Pro Bowler, Parsons has recorded at least 12.0 sacks in each of his four NFL seasons, joining Hall of Famer Reggie White as the only two players in NFL history with 12.0-or-more sacks in each of their first four seasons. Additionally, Parsons has 52.5 career sacks, the fifth-most sacks through a player's first four seasons in NFL history. He also has 18 career multi-sack games, tied for the second-most in an NFL player's first four seasons, trailing only White (23 games).

TRANSACTION SUMMARY:**4/29/21:** Drafted in the first round (12th overall) by Dallas.**2024:**

- Despite missing four games due to an ankle injury, led the team for the fourth straight season with 12.0 sacks, joining Hall of Famer Reggie White as the only two players in NFL history to record at least 12.0 sacks in each of their first four seasons.
- Named to his fourth consecutive Pro Bowl, the first NFL defensive player to be named to the Pro Bowl in each of his first four career seasons since Aaron Donald, and the fourth Cowboy all-time to make four Pro Bowls in his first four seasons - joining Zack Martin, Emmitt Smith and Mel Renfro.
- Eleven of Parsons' 12.0 sacks came in the final nine games of the season, the most sacks in the NFL from Weeks 10-18.
- Finished with five multi-sack games, tied for the most in the NFL.
- After missing four games due to an ankle injury, sparked the Cowboys defensive line to lead the NFL in sacks (34) for the final nine weeks of the season. Overall, Dallas finished third in the NFL in sacks (52).
- Recorded three tackles, a sack and tied a season-high with 11 pressures at Cleveland (9/8). Has 4.0 career sacks in season openers and at least 1.0 sack in three straight season openers.
- In his first game back from a four-game hiatus, logged 2.0 sacks, five pressures and a forced fumble against Philadelphia (11/10).
- Registered 1.5 sacks against the N.Y. Giants (11/28) on Thanksgiving Day. Has at least 1.0 sack in each of his four Thanksgiving games, the fifth Cowboys player with a sack in four consecutive Thanksgiving appearances, joining Greg Ellis, Ed "Too Tall" Jones, Tony Tolbert and Randy White.
- Tied a season-high with 11 pressures against Cincinnati (12/9).
- Tied a single-game career-high with 2.5 sacks against Washington (1/5/25), his 18th career multi-sack game, tied with Myles Garrett for the second most by a player since 2021.

2023:

- Led the defense for the third straight season with a career-high 14.0 sacks - tied for seventh in the NFL, second in the NFC - a career-high 91 quarterback pressures and seven tackles for loss. Also had 56 tackles, two pass breakups, a forced fumble and fumble recovery while starting all 17 games.

- Earned his third straight Pro Bowl selection in 2023 - all as a starter - becoming the fourth Cowboys linebacker to make at least three straight Pro Bowls (DeMarcus Ware - seven, Chuck Howley - five and Lee Roy Jordan - three). Was also the seventh player in franchise history to make the Pro Bowl in each of his first three NFL seasons and just the third defensive player overall, joining Everson Walls (1981-83) and Mel Renfro (1964-66).
- Named second-team All-Pro by the Associated Press.
- Earned NFC Defensive Player of the Month (September) for the first time of his career and joined Sean Lee as the only Cowboys linebackers to win the award. Finished the month of September with 10 tackles, 4.0 sacks, 15 quarterback hurries, a pass breakup, a forced fumble and a fumble recovery.
- Compiled three tackles, two tackles for loss, 2.0 sacks, six quarterback hurries, a pass breakup, a forced fumble and a fumble recovery against the N.Y. Jets (9/17). His 10 career games with 2.0-or-more sacks tied Aldon Smith and Shawne Merriman for the most 2.0-sack games in a NFL player's first 35 career games.
- Posted five stops, a sack and three hurries at Arizona (9/24). Became the fifth Cowboy - sixth instance - to start the season with a three-game sack streak, joining Ware (2008 and 2011), Anthony Spencer (2011), DeMarcus Lawrence (2017) and Jason Hatcher (2013).
- Notched a career-high nine quarterback pressures, two tackles and a tackle for loss against New England (10/1).
- Posted four tackles, a career-high tying 2.5 sacks and eight quarterback pressures at Carolina (11/19). Became the first player in franchise history with 10.0 sacks in each of his first three seasons. Also became the ninth NFL player since 1982 with 10.0-or-more sacks in each of his first three seasons - first since Shawne Merriman (2005-07).
- Logged two stops, a sack and four hurries against Philadelphia (12/10). Reached 12.5 sacks on the season and joined Reggie White (1985-87) as the only two players since 1982 with at least 12.0 sacks in each of their first three seasons.
- In the regular season finale at Washington (1/7/24), registered four tackles, a sack and a quarterback pressure. Established a single-season career-best with 14.0 sacks and became the fifth player since 1982 with at least 40.0 career sacks in his first three NFL seasons, joining White (52.0), Derrick Thomas (43.5), Aldon Smith (42.0) and Freeney (40.0).

2022:

- Started all 17 games and earned first-team All-Pro and Pro Bowl honors for the second straight season, totaling 13.5 sacks, 69 pressures, 54 tackles, five tackles for loss, three breakups, three forced fumbles and three fumble recoveries - including one returned for a touchdown.
- Became the first Cowboys defender to earn first-team All-Pro honors in each of his first two seasons and the third defender to make the Pro Bowl in both of his first two years (Everson Walls, 1981-82 and Mel Renfro, 1964-65).
- Tied DeMarcus Ware (six in 2011) for the team record with six multi-sack games on the year.
- Named a team captain in Week 3 at the N.Y. Giants (9/26) and Week 16 against Philadelphia (12/24).
- Recorded 2.0 sacks of Tom Brady in the opener against Tampa Bay (9/11), adding three tackles, then added another 2.0 sacks against Cincinnati the following week (9/18), along with six pressures.
- Led the Cowboys pass rush with 2.0 sacks, five pressures and a forced fumble at the LA Rams (10/9), earning NFC Defensive Player of the Week honors.
- Scored his first career touchdown on a scoop-and-score 36-yard fumble recovery against Chicago (10/30).
- Tallied multi-sack performances in consecutive games, first recording 2.0 sacks and tied a season-best eight pressures at Minnesota (11/20), then adding 2.0 sacks against the N.Y. Giants on Thanksgiving (11/24).
- Tied his season-high with eight pressures to go along with four tackles against Philadelphia (12/24).
- Stuffed the stat sheet in the Wild Card Game at Tampa Bay (1/16/23), recording two tackles, a sack, one tackle for loss, a postseason career-high nine pressures and two pass breakups in the win.

2021:

- Started all 16 games he played, taking home AP Defensive Rookie of the Year honors - first Cowboy to win the award - while also becoming the first defensive rookie in Cowboys history to be named to the AP All-Pro Team.
- Became the second Dallas rookie linebacker (Leighton Vander Esch, 2018), fourth rookie defender (Mel Renfro, 1964; Everson Walls, 1981 and Vander Esch) and 12th overall rookie to earn a trip to the Pro Bowl.
- Led the defense with a club rookie record 13.0 sacks (tied for third by a rookie in NFL history and sixth in the NFL in 2021). Also led the defense in hurries (42) and tackles for loss (12) while finishing fifth with 64 tackles.
- Made his NFL debut, starting the opener at Tampa Bay (9/9) and had seven tackles, a pressure and a breakup.
- Started at defensive end at the LA Chargers (9/19) and had his first career sack along with four hurries.
- Led the team with a career-high nine tackles along with three hurries in the win over the N.Y. Giants (10/10).
- Took home NFC Defensive Player of the Week honors after finishing at Minnesota (10/31) with eight tackles, a career-high four tackles for loss and a hurry.
- Posted seven tackles, one for a loss, and a season-high 2.5 sacks - second by a rookie in team history - against Denver (11/7).
- Had a sack, tackle for loss, four tackles and forced his first career fumble in the win over Atlanta (11/14), then started at end at Kansas City (11/21) and had one tackle, 2.0 sacks, a tackle for a loss and his second straight game with a strip sack.
- Started at defensive end on Thanksgiving against Las Vegas (11/25) and was credited with five tackles, a season-high seven hurries with one sack and a tackle for loss. Established a club rookie record with 9.0 sacks, surpassing Ware's 8.0 in 2005.
- Named NFL Rookie of the Month for November, compiling 6.5 sacks - second-most in a month in club history - including at least one in every game, to give him 9.0 on the season, establishing a club rookie record.
- Selected as the defensive captain at New Orleans (12/2) and reached 10.0 sacks on the season, adding one - his fifth straight game with a sack - along with three tackles, one for a loss and four pressures.
- Had 2.0 sacks, a hurry and a forced fumble at Washington (12/12).
- His sacks against Washington (12/26) gave him 13.0 on the year to tie Dwight Freeney and Reggie White for the third-most sacks by an NFL rookie. Also collected two tackles and four hurries.
- Placed on the Reserve/COVID-19 list for the regular season finale at Philadelphia (1/8/22), then returned to start his playoff debut in the Wild Card game against San Francisco (1/16/22), finishing with eight tackles, two for losses and a pressure.

COLLEGE:

- Finished his college career with 192 tackles, 6.5 sacks, 19 tackles for loss and six forced fumbles in 26 games.
- Opted out of the 2020 season due to COVID-19.
- As a sophomore in 2019, played in all 13 games with 12 starts and led the defense for the second consecutive season, finishing with 109 tackles (25 more than the second place finisher), 14 tackles for losses (second), 5.0 sacks (tied for third), five breakups, four hurries, four forced fumbles and a fumble recovery.
- As a true freshman, led the team with 83 tackles to become the first freshman in school history to lead the team in tackles in 2018, starting one of the 13 games he played.

PERSONAL:

- Finished his prep career at Harrisburg, Pa., High School as a two-time letterman, finishing his senior year as a team captain with 55 tackles, 10.5 sacks and 17.5 tackles for loss on defense and 1,239 rushing yards, 99 receiving yards and 29 touchdowns on offense.
- Was a two-time letterman at Central Dauphin High School in Harrisburg, Pa.

COMMUNITY:

- 2022-23, 2025 Reliant Home Run Derby benefiting the Salvation Army.
- Training Camp - Community Corner and Back Together Saturday.
- Training Camp Heroes Day.
- 2022-23 My Cause My Cleats campaign.
- 2024 NFL My Cause My Cleats Campaign - Lion's Heart Foundation and Boys Girls Clubs of America.
- Annual Team Holiday Hospital Visits.
- Make-A-Wish Foundation of North Texas.

PARSONS' COWBOYS TOTALS

Year Team	GP-GS	DEFENSE							INTERCEPTIONS				FUMBLES REC							
		ST	AT	TT	Sks-Yds	Tkl/Ls	QB Prs	PBU	FF	No	Yds	Avg	Lg	TD	No	Yds	Avg	Lg	TD	
2021 Dallas	16-16	52	12	-	64	13.0(-120)	12(-35)	42	3	3	0	0	0.0	0	0	0	0.0	0	0	
2022 Dallas	17-17	34	20	-	54	13.5(-89)	5(-10)	69	3	3	0	0	0.0	0	0	3	36	12.0	36t	1
2023 Dallas	17-17	27	29	-	56	14.0(-116)	7(-17)	91	2	1	0	0	0.0	0	0	1	0	0.0	0	0
2024 Dallas	13-13	20	18	-	38	12.0(-82)	2(-6)	72	1	2	0	0	0.0	0	0	0	0	0.0	0	0
Totals	63-63	20	18	-	38	52.5(-407)	26(-68)	274	9	9	0	0	0.0	0	0	4	36	9.0	36t	1
Playoffs																				
2021 Dallas	1-1	6	2	-	8	0.0(0)	2(-3)	1	0	0	0	0	0.0	0	0	0	0	0.0	0	0
2022 Dallas	2-2	4	3	-	7	1.0(-8)	1(-2)	15	3	0	0	0	0.0	0	0	0	0	0.0	0	0
2023 Dallas	1-1	1	1	-	2	0.0(0)	0(0)	3	0	0	0	0	0.0	0	0	0	0	0.0	0	0
Totals	4-4	11	6	-	17	1.0(-8)	3(-5)	19	3	0	0	0	0.0	0	0	0	0	0.0	0	0

SINGLE-GAME HIGHS

- Tackles** – 9 vs. N.Y. Giants, 10/10/21
Playoffs – 8 vs. San Francisco, 1/16/22
- Solo Tackles** – 7 vs. N.Y. Giants, 10/10/21
Playoffs – 6 vs. San Francisco, 1/16/22
- Sacks** – 2.5, three times, last vs. Washington 1/5/25
Playoffs – 1.0 at Tampa Bay, 1/16/23
- Tackles for Loss** – 4 at Minnesota, 10/31/21
Playoffs – 2 vs. San Francisco, 1/16/22
- Pressures** – 11, twice, at Cleveland, 9/8/24
 and vs. Cincinnati, 12/9/24
Playoffs – 9 at Tampa Bay, 1/16/23

PARSONS' SACKS BY QUARTERBACK
(53.5 total, 52.5 regular; 1.0 post)

Jalen Hurts.....5.0	Kirk Cousins.....2.0	Trevor Lawrence.....1.0
Jayden Daniels.....4.5	Jared Goff.....2.0	Baker Mayfield.....1.0
Bryce Young.....4.5	Justin Herbert.....2.0	Matt Ryan.....1.0
Taylor Heinicke.....3.0	Patrick Mahomes.....2.0	Deshaun Watson.....1.0
Sam Howell.....3.0	Zach Wilson.....2.0	Tua Tagovailoa.....0.5
Daniel Jones.....3.0	Drew Lock.....1.5	
Matt Stafford.....3.0	Derek Carr.....1.0	Playoffs (1.0)
Terry Bridgewater.....2.5	Sam Darnold.....1.0	Tom Brady.....1.0
Tom Brady.....2.0	Josh Dobbs.....1.0	
Joe Burrow.....2.0	Taysom Hill.....1.0	

PARSONS' CAREER GAME-BY-GAME DEFENSE

Game	2021 (Dallas)							2022 (Dallas)									
	ST	AT	TT	Sks Yds	Tkl/Ls	QB Prs	PBU	Game	ST	AT	TT	Sks Yds	Tkl/Ls	QB Prs	PBU		
L-@ TB 9/9.....	5	2	-	7		1	1	L-TB 9/11.....	2	1	-	3	2.0(-17)		2		
W-@ LAC 9/19.....	2	0	-	2	1.0(-18)		4	W-Cin 9/18.....	2	0	-	2	2.0(-10)		6		
W-Phi 9/27.....	2	0	-	2	0.5(-6)	1(-2)	1	W-@ NYG 9/26.....	1	0	-	1		1(-1)	2		
W-Car 10/3.....	3	0	-	3	1.0(-9)		2	W-WAS 10/2.....	3	1	-	4		1(-2)	3		
W-NYG 10/10.....	7	2	-	9			3	W-@ LAR 10/9.....	1	2	-	3	2.0(-20)		5		
W-@ NE 10/17.....	4	2	-	6			1	L-@ Phi 10/16.....	4	3	-	7		1(-1)	1	2	
W-@ Min 10/31.....	7	1	-	8		4(-9)	1	W-Det 10/23.....	3	1	-	4	2.0(-9)		1(-3)	4	
L-Den 11/7.....	6	1	-	7	2.5(-20)	1(-2)		W-Chi 10/30.....	3	1	-	4			4		
W-Atl 11/14.....	4	0	-	4	1.0(-9)	1(-3)		L-@ GB 11/13.....	6	1	-	7		1(-3)	1		
L-@ KC 11/21.....	1	0	-	1	2.0(-10)	1(-7)	6	W-@ Min 11/20.....	2	0	-	2	2.0(-13)		8		
L-LV 11/25.....	3	2	-	5	1.0(-7)	1(-1)	7	W-NYG 11/24.....	1	0	-	1	2.0(-11)		2		
W-@ NO 12/2.....	2	1	-	3	1.0(-11)	1(-1)	4	W-Ind 12/4.....	2	0	-	2		6	1		
W-@ Was 12/12.....	1	0	-	1	2.0(-26)		1	W-Hou 12/11.....	4	1	-	5		2	2		
W-@ NYG 12/19.....	0	1	-	1			1	L-@ Jax 12/18.....	0	3	-	3	1.0(-7)		5		
W-Was 12/26.....	2	0	-	2	1.0(-5)		4	W-Phi 12/24.....	3	1	-	4		8			
L-Ari 1/2/22.....	3	0	-	3		2(-10)	6	W-@ Ten 12/29.....	1	0	-	1		6			
W-@ Phi 1/8/22.....								L-@ Was 1/8/23.....	1	0	-	1	0.5(-2)		4		
Totals	52	12	-	64	13.0(-120)	12(-35)	42	3	Totals	34	20	-	54	13.5(-89)	5(-10)	69	3
Playoffs																	
L-SF 1/16/22.....	6	2	-	8		2(-3)	1	W-@ TB 1/16/23.....	2	0	-	2	1.0(-8)	1(-2)	9	2	
								L-@ SF 1/22/23.....	2	3	-	5			6	1	
Totals	4	3	-	7	1.0(-8)	1(-2)	15	3									

2023 (Dallas)									
Game	ST	AT	TT	Sks Yds	Tkl/ Ls	QB Prs	PBU		
W-@ NYG 9/10.....	1	1	-	2	1.0(-10)		6		
W-NYJ 9/17.....	2	1	-	3	2.0(-12)	2(-4)	6	1	
L-@ Ari 9/24.....	2	3	-	5	1.0(-10)		3		
W-NE 10/1.....	1	1	-	2		1(-3)	9		
L-@ SF 10/8.....	2	4	-	6					
W-@ LAC 10/16....	0	1	-	1	1.0(-8)		8		
W-LAR 10/29.....	1	0	-	1	1.0(-9)	1(-2)	7	1	
L-@ Phi 11/5.....	5	2	-	7	1.5(-13)		4		
W-NYG 11/12.....							5		
W-@ Car 11/19.....	0	4	-	4	2.5(-22)		8		
W-Was 11/23.....	1	1	-	2	1.5(-11)		7		
W-Sea 11/30.....	1	1	-	2			6		
W-Phi 12/10.....	1	1	-	2	1.0(-7)		4		
L-@ Buf 12/17.....	0	2	-	2			5		
L-@ Mia 12/24.....	2	5	-	7	0.5(-5)	1(-1)	7		
W-Det 12/30.....	5	1	-	6		2(-7)	5		
W-@ Was 1/7/24....	3	1	-	4	1.0(-9)		1		
Totals.....	27	29	-	56	14.0(-116)	7(-17)	91	2	
Playoffs									
L-GB 1/14/24.....	1	1	-	2			3		

2024 (Dallas)									
Game	ST	AT	TT	Sks Yds	Tkl/ Ls	QB Prs	PBU		
W-@ Cle 9/8.....	2	1	-	3	1.0(-5)		11	1	
L-NO 9/15.....	2	2	-	4			3		
L-Bal 9/22.....	4	3	-	7			3		
W-@ NYG 9/26.....	2	2	-	4			1(-4)	4	
W-@ Pit 10/6.....							INACTIVE/INJURED-Ankle		
L-Det 10/13.....							INACTIVE/INJURED-Ankle		
L-@ SF 10/27.....							INACTIVE/INJURED-Ankle		
L-@ Atl 11/3.....							INACTIVE/INJURED-Ankle		
L-Phi 11/10.....							2.0(-20)	5	
L-Hou 11/18.....	0	2	-	2				7	
W-@ Was 11/24....	3	3	-	6	2.0(-7)		4		
W-NYG 11/28.....	0	2	-	2	1.5(-14)		5		
L-Cin 12/9.....								11	
W-@ Car 12/15....	1	1	-	2	2.0(-11)		5		
W-TB 12/22.....	3	1	-	4	1.0(-12)		6		
L-@ Phi 12/29.....	2	0	-	2			1(-2)	5	
L-Was 1/5/25.....	1	1	-	2	2.5(-13)		3		
Totals.....	20	18	-	38	12.0(-82)	2(-6)	72	1	

GEORGE PICKENS

3 • Wide Receiver

6-3 • 200 • 3/4/01
 Georgia • T(Pit)-25
 NFL: 4th Year • Cowboys: 1st Year
 Games/Starts: 2024-14/12; Career-48/40
 Postseason: 2024-1/1; Career-2/2



PRO: Two weeks after the 2025 NFL Draft, the Dallas Cowboys added a prolific wide receiver to their offense when they sent draft compensation to the Pittsburgh Steelers in exchange for George Pickens. Pickens is entering the fourth and final year of his rookie contract in 2025. In his first three seasons with Pittsburgh, Pickens was known around the league as an explosive deep threat, as he is the only player in the NFL who averaged at least 16 yards-per-reception and had at least 2,000 receiving yards since 2022. Pickens also has the highest yard-per-catch average (16.3) and tied for the third-most 25-plus yard receptions (41) over the last three seasons, trailing only Justin Jefferson and A.J. Brown. As Pickens heads into 2025 alongside All-Pro receiver CeeDee Lamb, the Cowboys receiving corps presents a formidable duo that has the second-most receiving yards (7,143) by a current NFL wide receiver due since 2022, behind only Tyreek Hill and Jaylen Waddle with the Miami Dolphins (7,582).

TRANSACTION SUMMARY:

5/7/25: Traded to Dallas from Pittsburgh, along with a 2027 sixth round pick, for a 2026 third round pick and a 2027 fifth round pick.
4/29/22: Drafted in the second round (52nd overall) by Pittsburgh.

2024 (Pittsburgh):

- Played in 14 games with 12 starts, missing three contests due to a hamstring injury, and recorded 59 receptions for 900 yards and three touchdowns. His three missed games from Weeks 14-16 are the only missed contests of his NFL career.
- His 15.3 yards-per-reception ranked sixth in the NFL among receivers who caught at least 50 passes.
- Talled 14 receptions of 25-plus yards, tied for third in the NFL, behind only Justin Jefferson (18) and Ja'Marr Chase (16).
- Recorded his first 100-yard game of the season with seven receptions for 113 yards at Indianapolis (9/29).
- Notched five receptions for 111 yards and a touchdown against the N.Y. Jets (10/20), including a season-long 44-yard catch.
- Talled a season-high eight receptions for 89 yards against Baltimore (11/17).

2023 (Pittsburgh):

- Played in all 17 games with 16 starts, recording career-highs in receptions (63), receiving yards (1,140) and touchdowns (five) while adding five 100-yard receiving games.
- Led the NFL with three touchdown receptions of 65-plus yards, and his 18.1 yards-per-reception ranked second in the NFL (min. two receptions-per-game) and were the fourth best by a Steelers player since 2020.
- Against Cleveland (9/18) on Monday Night Football, caught four passes for 127 yards (31.8 avg.) with a 71-yard scoring catch.
- Talled six receptions for 130 yards against Baltimore (10/8), including a 41-yard touchdown catch.
- Had a career performance against Cincinnati (12/23), reeling in four receptions for a career-high 195 yards and a career-best two touchdowns, including a career-long 86-yard touchdown reception and an additional 66-yard catch. Became the first player in Steelers history to have multiple receptions of at least 66 yards in the same game. His 48.8 yards-per-catch were the most by an NFL player since DeSean Jackson in 2010 and third best since the NFL merger.

2022 (Pittsburgh):

- As a rookie, played in all 17 games with 12 starts and ranked third on the team in receptions (52), second in receiving yards (801) and first in receiving touchdowns (four).
- Ranked second in the NFL among rookies in yards-per-reception (15.4; min. 25 receptions), tied for third in receiving touchdowns and fourth in receptions and receiving yards.

- Made 16 catches on throws that traveled 20-plus air yards, nine more than any other rookie.
- Led all rookies with 19 contested catches.
- Notched his first 100-yard game against the N.Y. Jets (10/2), setting season-highs in receptions (six) and yards (102).
- Registered the first receiving touchdown of his career at Miami (10/23), a seven-yard pass from Kenny Pickett.
- Punched in the only rushing touchdown of his career against New Orleans (11/13). Added a career-long 22-yard rush.

COLLEGE:

- Played in 26 games during his three-year career at Georgia (2019-21), missing most of the 2021 season after suffering a knee injury in the offseason.
- Registered 90 receptions for 1,347 yards with 14 touchdowns in his collegiate career.
- After missing most of 2021 due to a knee injury he suffered in the spring, returned to the Bulldogs in the regular season finale
- As a sophomore in 2020, started all eight games he played and tied for the team lead with 36 receptions for 513 yards and a team-high six touchdowns.
- In 2019 was named to the coaches' freshman All-SEC team after recording 49 catches for 727 yards and eight touchdowns, all team-highs. Was also named Co-winner of Offensive Newcomer of the Year by the team.

PERSONAL:

- Rated a five star prospect by 247Sports.com out of Hoover, Ala., High School.
- As a senior in 2018, named first-team All-USA Alabama by the *USA Today* and was honored as a finalist for the 2018 Alabama Sports Writers Association Class 7A Player of the Year Award.
- Helped Hoover High School to the Region 3-7A title and the state semifinal round, finishing his senior season with 69 receptions for 1,368 yards and 16 touchdowns.
- Part of the Hoover High School teams that won back-to-back state championships in 2016 and 2017.
- Earned his undergraduate degree in sports management in May 2021.

PICKENS' NFL TOTALS

Year Team	GP-GS	RECEIVING					RUSHING				
		No	Yds	Avg	Long	TD	No	Yds	Avg	Long	TD
2022 Pittsburgh	17-12	52	801	15.4	42	4	3	24	8.0	22	1
2023 Pittsburgh	17-16	63	1,140	18.1	86t	5	3	18	6.0	16	0
2024 Pittsburgh	14-12	59	900	15.3	44	3	2	-6	-3.0	4	0
Totals	48-40	174	2,841	16.3	86t	12	8	36	0.0	22	1
Playoffs											
2023 Pittsburgh	1-1	5	50	10.0	19	0	1	15	15.0	15	0
2024 Pittsburgh	1-1	5	87	17.4	36t	1	0	0	0.0	0	0
Totals	2-2	10	137	15.0	36t	1	1	15	15.0	15	0

SINGLE-GAME HIGHS

Receptions – 8 vs. Baltimore, 11/17/24

Receiving Yards – 195 vs. Cincinnati, 12/23/23

Long Reception – 86t vs. Cincinnati, 12/23/23

Receiving TDs – 2 vs. Cincinnati, 12/23/23

PICKENS' CAREER GAME-BY-GAME**RECEIVING**

Game	2022 (Pittsburgh)				
	No	Yds	Avg	Long	TD
W-@ Cin 9/11.....	1	3	3.0	3	0
L-NE 9/18.....	1	23	23.0	23	0
L-@ Cle 9/22.....	3	39	13.0	36	0
L-NYJ 10/2.....	6	102	17.0	27	0
L-@ Buf 10/9.....	6	83	13.8	29	0
W-TB 10/16.....	3	27	9.0	14	0
L-@ Mia 10/23.....	6	61	10.2	30	1
L-@ Phi 10/30.....					
W-NO 11/13.....	3	32	10.7	14	0
L-Cin 11/20.....	4	83	20.8	33	1
W-@ Ind 11/28.....	3	57	19.0	35	0
W-@ Atl 12/4.....	1	2	2.0	2	0
L-Bal 12/11.....	3	78	26.0	42	0
W-@ Car 12/18.....	2	53	26.5	38	0
W-LV 12/24.....	5	57	11.4	25	1
W-@ Bal 1/1/23.....	2	29	14.5	15	0
W-Cle 1/8/23.....	3	72	24.0	31t	1
Totals	52	801	15.4	42	4

2023 (Pittsburgh)

Game	No	Yds	Avg	Long	TD
L-SF 9/10.....	5	36	7.2	9	0
W-Cle 9/18.....	4	127	31.8	71t	1
W-@ LV 9/24.....	4	75	18.8	32	0
L-@ Hou 10/1.....	3	25	8.3	17	0
W-Bal 10/8.....	6	130	21.7	41t	1
W-@ LAR 10/22..	5	107	21.4	31	0
L-Jax 10/29.....	1	22	22.0	22t	1
W-Ten 11/2.....	2	-1	-0.5	2	0
W-GB 11/12.....	3	45	15.0	28	0
L-@ Cle 11/19.....	4	38	9.5	14	0
W-@ Cin 11/26....	3	58	19.3	43	0
L-Ari 12/3.....	4	86	21.5	38	0

2023 (Pittsburgh), cont.

Game	No	Yds	Avg	Long	TD
L-NE 12/7.....	5	19	3.8	7	0
L-@ Ind 12/16.....	3	47	15.7	17	0
W-Cin 12/23.....	4	195	48.8	86t	2
W-@ Sea 12/31....	7	131	18.7	37	0
W-@ Bal 1/6/24...					
Totals	63	1,140	18.1	86t	5

Playoffs

L-@ Buf 1/15/24...	5	50	10.0	10	0
--------------------	---	----	------	----	---

2024 (Pittsburgh)

Game	No	Yds	Avg	Long	TD
W-@ Atl 9/8.....	6	85	14.2	40	0
W-@ Den 9/15.....	2	29	14.5	16	0
W-LAC 9/22.....	5	57	11.4	27	0
L-@ Ind 9/29.....	7	113	16.1	38	0
L-Dal.....	3	26	8.7	21	0
W-@ LV 10/13.....	3	53	17.7	31	0
W-NYJ 10/20.....	5	111	22.2	44	1
W-NYG 10/28.....	4	74	18.5	43	0
W-@ Was 11/10...	5	91	18.2	34	1
W-Bal 11/17.....	8	89	11.1	37	0
L-@ Cle 11/21.....	4	48	12.0	31	0
W-@ Cin 12/1.....	3	74	24.7	36	1
W-Cle 12/8.....					
L-@ Phi 12/15.....					
L-@ Bal 12/21.....					
L-KC 12/25.....	3	50	16.7	41	0
L-Cin 1/4/25.....	1	0	0.0	0	0
Totals	59	900	15.3	44	3

Playoffs

L-@ Bal 1/11/25...	5	87	17.4	36t	1
--------------------	---	----	------	-----	---

DAK PRESCOTT

4 • Quarterback

6-2 • 230 • 7/29/93

Mississippi State • D4b '16 (135th overall)

NFL: 10th Year • Cowboys: 10th Year

Games/Starts: 2024-9/8; Career-122/122

Postseason: 2024-0/0; Career-7/7



PRO: With their eyes toward the future, the Dallas Cowboys picked Dak Prescott out of Mississippi State with the team's second selection in the fourth round (135th overall) of the 2016 NFL Draft. Prescott became the first quarterback drafted by the Cowboys since Stephen McGee in 2009 and only the fifth in the common draft era since Jerry Jones bought the team in 1989. Prescott was slotted as Dallas' third quarterback when 2016 training camp opened, but throughout training camp, injuries to Kellen Moore (leg) and Tony Romo (back) thrust Prescott into the starting role for the 2016 season. After losing the season-opener, Prescott led the Cowboys on an 11-game win streak to a franchise-tying 13-3 record and the NFC East title. He set club rookie records with 3,667 passing yards, 23 touchdowns and four interceptions for an NFL rookie record 104.9 passer rating while earning AP Offensive Rookie of the Year honors. Prescott has continued to excel since his rookie season, as his 76 wins as the Cowboys starting quarterback are the fourth-most by any quarterback since he was drafted in 2016. In the franchise's all-time passing records, Prescott enters 2025 ranking first in completion percentage (66.8%), second in passing touchdowns (213) and third in passing yards (31,437). Prescott, who is entering his 10th year as the Dallas Cowboys starting quarterback, is no stranger to the bright lights. He has a 27-12 record in primetime games, the highest winning percentage among quarterbacks in primetime in Cowboys history. Prescott also has an impressive 33-8 record against NFC East opponents, the second-most divisional wins among quarterbacks since 2016. As much success as he has had on the field, Prescott has excelled in his contributions to the community off the field. At NFL Honors in 2022, Prescott was awarded the most prestigious award in the league when he received the Walter Payton Man of the Year trophy for his outstanding community service efforts off the field, as well as excellence on the field. On the day of the 2024 season opener at Cleveland, Prescott inked a four-year contract extension that will keep a star on his helmet through 2028.

TRANSACTION SUMMARY:

- 11/18/24:** Placed on Reserve/Injured with a hamstring injury.
- 9/8/24:** Signed a four-year extension with Dallas through 2028.
- 3/10/21:** Signed a four-year contract with Dallas through 2024.
- 10/19/20:** Placed on Reserve/Injured with an ankle injury.
- 6/22/20:** Signed a one-year contract with a franchise player tag.
- 4/30/16:** Drafted in the fourth round (135th overall) by Dallas.

2024:

- Started the first eight games of the season, completing 64.7% of his passes for 1,978 yards with 11 touchdowns and eight interceptions, before suffering a season-ending hamstring injury in Week 9 at Atlanta (11/3).
- Completed 28-of-53 passes for 379 yards and two touchdowns while adding a rushing touchdown against Baltimore (9/22). Surpassed 30,000 career passing yards to become the ninth quarterback in NFL history to reach the mark in his first 117 career games. Recorded his 21st career game with a rushing touchdown and a passing touchdown in the same game. With his two rushes, Prescott (412) passed Roger Staubach (410) for the most rush attempts by a quarterback in franchise history.
- Threw for 221 yards and two touchdowns while recording season-highs in completion percentage (81.5%) and passer rating (125.5) in the win at the N.Y. Giants (9/26). Was his 13th consecutive win as a starter against the N.Y. Giants, becoming the fourth quarterback in NFL history to register 13 consecutive wins against an opponent.
- Recorded his second 300-yard passing game of the season at Pittsburgh (10/6) with 352 passing yards, two touchdowns and two interceptions. Led a 15-play, 70-yard game-winning drive that ended with a four-yard touchdown pass to Jalen Tolbert on fourth and goal with 20 seconds remaining. It was Prescott's 23rd career game-winning drive.

2023:

- Authored a historic season, becoming the first Cowboys quarterback to lead the NFL outright in passing touchdowns (36 - second most of his career) and led the league in completions (career-high tying 410), was second in completion percentage (career-high 69.5%; second-most in single-season team history) and quarterback rating (career-high 105.9; second highest in franchise history) and third in passing yards (4,516 - second most of his career; third most in a single-season in team history) while starting all 17 games.
- Also rushed 55 times for 242 yards and two touchdowns.
- Named second-team All-Pro and earned his third Pro Bowl invite while finishing second in the NFL MVP voting.
- Opened the season 13-of-24 (54.2) for 143 yards with no touchdowns and no interceptions at the N.Y. Giants (9/10). Won his 11th consecutive start against the Giants, tying Roger Staubach for the longest win streak against the Giants since 1950, and eclipsed 25,000 career passing yards (25,086), joining Aaron Rodgers as the only two players in NFL history to amass 25,000 passing yards and 1,500 rushing yards in their first 100 career games.
- Threw for 272 yards on 21-of-30 passing with one touchdown at the LA Chargers (10/16). Also led the team with a season-high 40 yards on seven carries and an 18-yard score - the longest rushing score of his career.
- Completed 25-of-31 passes for 304 yards, four touchdowns and one interception against the LA Rams (10/29). His four passing touchdowns marked his eighth-career game with four scores through the air, tying White for second in Cowboys history, and it marked six career games with 300 yards and four passing touchdowns, tied with Romo for the most such games in team history.
- Threw for a season-high 404 yards on 26-of-35 passing (74.3%) with four touchdowns to one interception and rushed twice for 17 yards and a score against the N.Y. Giants (11/12). Notched his 10th-career 400-yard game, the most in franchise history and tied with Dan Marino and Patrick Mahomes for the most 400-yard passing games in a player's first eight seasons. Was his third consecutive game with 300 passing yards, establishing a franchise record.

- Connected on 22-of-32 passes for 331 yards and four scores with a season-high 142.1 passer rating on Thanksgiving against Washington (11/23), his 10th career game with four-plus passing touchdowns, tying Romo for the most in franchise history.
- Engineered a game-winning drive at Seattle (11/30) - the 21st of his career, second in franchise history and the fifth most by any quarterback since 2016 - while completing 29-of-41 passes for 299 yards and three touchdowns.
- Passed for 271 yards and two scores on 24-of-39 passing (61.5%) against Philadelphia (12/10), his seventh consecutive multi-touchdown game - a career-long streak to tie Romo for the longest multi-passing touchdown streak in Cowboys history.
- Tallied 345 yards, two touchdowns and an interception on 26-of-38 passing (68.4%) for a 103.5 passer rating against Detroit (12/30). Recorded his third-career season with 4,000 passing yards, second in franchise history behind Romo (four seasons). His 92-yard completion to CeeDee Lamb in the first quarter was the longest completion of his career, and the second longest in franchise history (Don Meredith-Bob Hayes, 95 yards against Washington on Nov. 13, 1966).
- Threw for 279 yards on 31-of-36 passing (86.1%) , four touchdowns and one interception with a 124.4 quarterback rating at Washington (1/7/24) in the regular season finale - his fourth game with an 80.0 completion percentage-or-higher in 2023 to become the first quarterback in NFL history with four games in a season with a completion percentage of 80.0-or-higher (min. 30 attempts in each game). Recorded his 11th career game with four-plus passing touchdowns, establishing a franchise record, and became the second quarterback (Romo - 248) in franchise history to reach 200 career passing touchdowns (202).
- Threw for 403 yards on 41-of-60 passes - all franchise single-game postseason records - with three touchdowns and two interceptions in the Wild Card game against Green Bay (1/14/24). Recorded his third career playoff game with 300-plus passing yards, tied with White for the second-most 300-yard postseason games in team history behind Aikman (four) and became the only quarterback in franchise history with three games in the postseason of three-or-more passing touchdowns.

2022:

- Received the Walter Payton Man of the Year trophy for his outstanding community service efforts off the field, as well as excellence on the field - the fourth Cowboys player to be bestowed with the honor, joining Roger Staubach (1978), Troy Aikman (1997) and Jason Witten (2012).
- Threw 23 touchdowns against 15 interceptions while completing 261-of-394 passes for 2,860 yards and a 91.1 passer rating despite missing five games with a thumb injury. Also rushed 45 times for 182 yards and a score.
- Opened the season against Tampa Bay (9/11), leaving the game early with the thumb injury and missing the next five games.
- Named a team captain in his return to action in Week 7 against Detroit (10/23), completing 19-of-25 passes for 207 yards and a touchdown, registering a 76.0% completion percentage and a 113.3 passer rating - his 45th game with a 100.0-or-better passer rating to break a tie with Aikman (44) for the second-most all-time in Cowboys history.
- Passed White (44) for the third-most multi-touchdown games in team history, recording his 45th after throwing for 250 yards and two scores on 21-of-27 passing against Chicago (10/30).
- Was 22-of-25 (88.0%) for 276 yards, two touchdowns and a 139.3 passer rating in a win at Minnesota (11/20). His 88.0 completion percentage was the second-highest of his career (88.6% against Tampa Bay, 12/18/16), and he recorded a season-long 68-yard scoring strike to Tony Pollard, surpassing 150 career touchdown tosses on the play - the most touchdown throws by a Cowboys quarterback in his first seven seasons.
- Finished 24-of-39 for 284 yards with one touchdown and two interceptions against Houston (12/11), engineering an 11-play, 98-yard game-winning touchdown drive with 3:20 left in the fourth quarter to mark his 18th career game-winning drive - second in team history behind Romo (24).
- Threw for a season-high 347 yards on 27-of-35 passing with three touchdowns and an interception against Philadelphia (12/24) - his only 300-yard performance of the season.
- Tied Aikman (165) for the second-most touchdown throws by a Cowboys quarterback by throwing two at Tennessee (12/29), then broke the tie with a passing score the following week in the regular season finale at Washington (1/8/23).
- Named a team captain for the postseason and recorded one of the top postseason performances by a Cowboys quarterback in the Wild Card game at Tampa Bay (1/16/23), throwing for 305 yards, four touchdowns and no interceptions on 25-of-33 passing for a postseason career-best 143.3 passer rating, adding a rushing score as well. Became the first passer in team history to rack up five combined touchdowns in a postseason game and joined Aikman (Buffalo, 1/31/93) and Staubach (LA Rams, 1/4/76) as the third Cowboys quarterback to throw four passing scores in a postseason contest.

2021:

- Threw a team-record 37 touchdowns and totaled 4,449 yards (fourth in team history) with 10 interceptions, completing a career-high 410 passes (second in team history) on 596 attempts (second in his career and in team history) for a 104.2 rating (second in his career, third in the NFL in 2021 and fourth in team history). Added 48 runs for 146 yards and a touchdown.
- Took home the club's Ed Block Courage Award for overcoming his injury suffered in 2021 and also earned NFC Offensive Player of the Week three times on the season - Weeks 6, 16 and 18.
- Named the offensive captain in his return to the field in the opener at Tampa Bay (9/9) and completed 42 passes on a career-high tying 58 attempts for 403 yards, three touchdowns and an interception.
- In the home-opening win over Philadelphia (9/27), went 21-of-26 for 238 yards with three touchdowns and a 143.3 rating.
- Threw four touchdowns and 188 yards on 14-of-22 passing against Carolina (10/3), notching his 21st-career game with at least three touchdowns and his fifth career game with at least four. Three of his touchdowns came in the third quarter, becoming the second Cowboy (Romo in 2007) to have three touchdowns in a quarter.
- Led Dallas to a big win over the N.Y. Giants (10/10), completing 22-of-32 passes for 302 yards, three touchdowns and an interception. Moved into third in team history with his 38th career 100.0-rating game (116.9) and notched his third straight game with at least three touchdowns.
- Selected as the offensive captain and earned NFC Offensive Player of the Week honors for his performance at New England (10/17). Threw a season-high 445 yards and three touchdowns, including the 35-yard game-winner in overtime, on 36-of-51 passing (70.6%) with a 108.7 quarterback rating.
- At Minnesota (10/31) was inactive for the first time in his career after suffering a calf injury on the final play at New England.
- Added his 25th career rushing score while going 24-of-31 passing for 296 yards and two touchdowns with a 127.9 rating in the 40-point win over Atlanta (11/14).
- On Thanksgiving Day against Las Vegas (11/25), passed White (1,761) for third in completions in franchise history, finishing 32-of-47 for 375 yards, two touchdowns and a 106.3 rating.
- Selected as a team captain at New Orleans (12/2) and completed 65.0% of his passes for the ninth time on the year.
- Earned NFC Offensive Player of the Week honors after his performance against Washington (12/26), completing 28-of-39 passes (71.8%) for 330 yards and four touchdowns for a 131.4 rating. Became the first quarterback in NFL history to throw a touchdown to a running back (Ezekiel Elliott), wide receiver (Amarri Cooper), tight end (Dalton Schultz) and offensive lineman (Terence Steele) in a regular season game.
- Threw for 226 yards against Arizona (1/2/22) and topped 4,000 yards on the season for the second time in his career. His three touchdowns gave him 32 for the season - a career high - and marked his 10th multi-touchdown game of the season.

- Threw a single-game career-high and franchise-record tying five touchdowns on 21-of-27 passes for 295 yards and a 151.8 rating in just three quarters in the season finale at Philadelphia (1/8/22), giving him a club record 37 touchdowns on the season.

2020:

- Missed 11 games on Reserve/Injured after suffering an ankle injury Week 5 against the N.Y. Giants (10/11).
- Finished the season completing 151-of-222 passes (68.0) for 1,856 yards with nine touchdowns to four interceptions in five starts.
- Added three rushing touchdowns and 93 yards on 18 carries and caught his first career pass for an 11-yard touchdown in the game he suffered the injury.
- Took home NFC Offensive Player of the Week honors after going 34-of-47 for 450 yards and a touchdown while rushing five times for 18 yards and three touchdowns against Atlanta (9/20) to become the first NFL passer to throw for 400 yards and rush for three scores. It was the first multi-rushing touchdown game by a Dallas quarterback since Aikman (two, against Arizona, (9/6/98) and the first to rush for three in the NFL since Russell Wilson against Buffalo (12/16/12).
- At Seattle (9/27) completed 37-of-57 passes for 472 yards with three touchdowns and two interceptions. His 57 throws were a then career-high and his 37 completions were then second. For the first time in club history a Dallas quarterback passed for 400 yards in consecutive games, and only Ryan Fitzpatrick (three games in 2019) held a longer streak.
- Tied Fitzpatrick (three in 2019) for the most consecutive 400-yard games in NFL history, throwing for a personal-best 502 yards (second in team history) with four touchdowns on 41-of-58 passes with one interception against Cleveland (10/4). Became only the second Dallas quarterback to pass for 500 yards in a game (Romo, 506, vs. Denver, 10/6/13).
- Went 14-of-21 for 166 yards with a touchdown, rushed two times for seven yards and caught an 11-yard touchdown pass from Cedrick Wilson before a fractured ankle ended his season against the N.Y. Giants. Became the second Cowboys quarterback with a touchdown catch (White, twice).

2019:

- Became only the second quarterback - fifth time - in franchise history to pass for 4,000 yards and 30 touchdowns in a single season.
- Set single-season career-highs in passing yards (4,902 - second in franchise history), attempts (596 - second) and yards-per-attempt (8.2).
- Part of the first group in team history to boast a 4,000-yard passer (Prescott), a 1,000-yard rusher (Elliott) and a 1,000-yard receiver (two - Cooper and Michael Gallup) in a season.
- Twice named NFC Offensive Player of the Week - Weeks 1 and 11.
- Selected as a team captain for 2019.
- Named NFC Offensive Player of the Week after notching his second career 400-yard game, opening the season against the N.Y. Giants (9/8) with 405 yards and four touchdowns on 25-of-32 passes (78.1) with a perfect quarterback rating (158.3). He became the second Cowboy with a perfect rating (Craig Morton) and the fourth quarterback to register a perfect rating while attempting at least 30 passes in league history.
- Started his 50th career game and completed 26-of-30 passes for 269 yards and three touchdowns at Washington (9/15). His 86.7 completion percentage was then second in his career, and he completed a career-high tying 18 consecutive passes (second in team history). Rushed for 69 yards with a 42-yard long - longest by a Dallas quarterback. Also topped 1,000 career rushing yards.
- With two touchdowns against Miami (9/22), reached 75 career touchdowns passes, doing so in 51 games - the second-fastest Cowboy to reach the mark in games played under center (Romo-37) and fastest in total games.
- Had a season-high 463 yards on 27-of-44 passes with two touchdowns and three picks against Green Bay (10/6).
- Added rushing touchdowns in consecutive games with one each at the N.Y. Jets (10/13) and against Philadelphia (10/20), giving him the most career rushing touchdowns by a Cowboys quarterback (21).
- Earned NFC Offensive Player of the Week honors (second time on the season) at Detroit (11/17) after throwing for 444 yards and three touchdowns on 29-of-44 passes with a 116.6 rating.
- Established a single-season high in passing yards after throwing for 334 yards at Chicago (12/5) to become the second Cowboys passer (Romo) to top 4,000 yards in a season.

2018:

- Started all 16 games for the third straight season - the first Cowboys passer to start all 16 games in each of his first three seasons.
- Led Dallas to a 10-6 record and the NFC East championship - his second title in three years.
- Named to the Pro Bowl as a replacement for Drew Brees.
- Had then career-highs for attempts (526), completions (356) and passing yards (3,885) with 22 touchdowns, eight interceptions and a 96.9 rating.
- Also rushed a club quarterback record 75 times for 305 yards and six scores, tying his club record.
- Rushed a career-high 11 times for a career-high (second among quarterbacks in team history) 82 yards in the win against Jacksonville (10/14). Led the team on four straight scoring drives to open the game, throwing for 183 yards and two scores.
- Had 289 yards with two touchdowns, including a 90-yarder, and a season-best 121.6 rating on 22-of-31 passing on Thanksgiving Day against Washington (11/22). His 90-yard scoring throw to Cooper tied the then third-longest passing play in team history. He also rushed for a touchdown, giving him three straight games with a rushing score - longest streak in his career.
- Completed 18 consecutive passes (career-best and second in team history), finishing the game against New Orleans (11/29) with 248 yards and a score on 24-of-28 passes (85.7). Threw for 192 yards in the first half.
- Threw a season-high four scores with 387 yards on 27-of-44 passes for a 120.2 rating in the finale at the N.Y. Giants (12/30).
- Went 22-of-33 (66.7) for 226 yards with one touchdown and an interception in the Wild Card win over Seattle (1/5/19). Also rushed six times for 29 yards with one touchdown to become the first Cowboys passer with a rushing and a passing score in a playoff game.
- Completed 20-of-32 passes for 266 yards and a touchdown in the Divisional Playoff at the LA Rams (1/12/19).

2017:

- Selected as a team captain and started all 16 games, completing 308-of-490 passes (62.9%) for 3,324 yards, 22 touchdowns and 13 interceptions.
- Had a team quarterback record 357 rushing yards with six touchdowns on 57 runs.
- On his second attempt at Denver (9/17), became the first quarterback in NFL history to have less than five interceptions in his first 500 career attempts. Attempted a then career-high 50 passes, completing 30.
- Threw for three touchdowns in consecutive games (against the LA Rams, 10/1, and against Green Bay, 10/8) for the first time in his career. Also rushed for a score against the Packers.
- Became the third Cowboy (sixth time) to register three consecutive games with three touchdown passes, finishing at San Francisco (10/22) 16-of-25 for 234 yards and three touchdowns.
- With a rushing score against Kansas City (11/5), became the third Cowboys quarterback with 10 career rushing touchdowns and the second NFL passer (Cam Newton) with at least 35 passing scores and 10 rushing scores in a player's first two seasons.

- With his rushing touchdown at Atlanta (11/12), joined Dan Marino, Daunte Culpepper and Kurt Warner as the only quarterbacks in NFL history with 50 combined (passing and rushing) touchdowns in a player's first two seasons.
- Threw for 332 yards at the N.Y. Giants (12/10) with three touchdowns and a 131.7 rating on 20-of-30 passing. All three of his scores were from 20-or-more yards (20, 50 and 81). He also completed a 54-yard pass to make him one-of-two quarterbacks in 2017 (Russell Wilson) with three completions of 50-plus yards in a single game.

2016:

- Started all 16 games and steered the club to a franchise-tying 13-3 record, tying the most wins by a rookie quarterback in NFL history.
- Set club rookie records with 3,667 yards, 23 touchdowns and only four interceptions on 311-of-459 passing (67.8% for an NFL rookie record 104.9 quarterback rating while becoming the first quarterback in NFL history drafted in the fourth round-or-later to start all 16 games as a rookie.
- Was the club's second-leading rusher - 57 for 282 yards (4.9) with six touchdowns.
- Became the first rookie quarterback in team history to be named to the Pro Bowl and the first to win AP Offensive Rookie of the Year. Along with Elliott, the duo became the first pair of Dallas rookies to be selected to the Pro Bowl.
- Named NFL Offensive Rookie of the Month (November) as the first rookie quarterback in the Super Bowl era to go 4-0 with no interceptions in a calendar month. Became the first Dallas rookie quarterback to win the award.
- Made his NFL debut in the opener against the N.Y. Giants (9/11) as only the fourth rookie quarterback to start a season opener in team history. Completed 25-of-45 (55.6%) passes for 227 yards with no touchdowns and no interceptions. Was the 13th rookie quarterback to start a game for Dallas.
- At Washington (9/18) earned his first win, completing 22-of-30 passes (73.3) for 292 yards. Added one rush for a six-yard touchdown - his first score as a pro. Set an NFL record by attempting 75 passes with no interceptions in the first two games of a player's career.
- Completed 19-of-24 passes (79.2) for 248 yards and his first career passing touchdown - a 17-yarder to Dez Bryant - and a 123.6 rating in the win over Chicago (9/25). Became the first rookie quarterback in team history with consecutive 100-rating games. Also added 36 yards on four runs with a touchdown.
- Against Cincinnati (10/9) completed 18-of-24 passes (75.0) for 227 yards and a touchdown and rushed seven times for four yards and a score. Logged his fourth straight 100.0-rating game - the longest streak and the most total games by a rookie in Cowboys history. Also had a 70.0-or-better completion percentage in his fourth straight game - longest by a rookie and tied Romo for the longest streak in club history.
- Established an NFL record with 176 consecutive attempts (Tom Brady-162) before throwing his first interception at Green Bay (10/16) for the longest streak by a quarterback to start his career. Logged his fifth straight 100.0-rating game - most by a rookie and tied the second-longest streak in team history.
- Led the team on a 10-point fourth quarter come back and overtime win against Philadelphia (10/30). Added a rushing touchdown. Took over the top spot, previously held by Aikman (1,773), for passing yards in a season by a club rookie.
- Threw for 247 yards and three touchdowns, completing 77.8% of his passes (21-of-27) for a 141.8 rating at Cleveland (11/6). Became the third rookie quarterback with a seven-game win streak (Ben Roethlisberger, 2004 and Kyle Orton, 2005) and the first rookie in the NFL with six 100.0-rating games in his team's first eight games. His 141.8 rating was sixth by a rookie - second among those with 20-or-more attempts. Became the first Cowboys rookie quarterback with multiple three-touchdown games.
- In the win at Pittsburgh (11/13), completed 22-of-32 passes (68.8) for a season-high 319 yards (second by a rookie in team history) with two touchdowns and a 121.7 rating. It marked his eighth straight win, tying the second-longest streak by a rookie quarterback in NFL history. Had a season-long 83-yard scoring pass, along with a 50-yard scoring pass, becoming the first club rookie, seventh passer and 18th time a Cowboy had two 50-plus yard passing scores in a game. Logged his seventh 100.0-rating game of the season - fourth in the NFL by a rookie and the first rookie in NFL history with seven 100.0-rating games in his team's first nine games.
- Against Baltimore (11/20) logged his eighth 100.0-rating game of the season - tied for second by an NFL rookie and tied for fifth in club history. Had his sixth game with a 70.0-or-better completion percentage, tied for the most by an NFL rookie. Had his second 300-yard game - most by a Dallas rookie. Became the fourth Cowboys quarterback with consecutive 300-yard days and became the first NFL rookie to pass for 300-plus yards and two-plus touchdowns with no interceptions in consecutive games.
- On Thanksgiving Day against Washington (11/24), completed 70.8% (17-of-24) of his passes for 195 yards, one touchdown and a 108.9 rating to tie Russell Wilson (nine) for the most 100.0-rating games by a rookie in the Super Bowl era. His nine 100.0-rating games also tied Romo for third in a Cowboys season. His 70.8 completion percentage gave him his NFL rookie record seventh 70.0-rating game.
- Had the club's highest single-game completion percentage - second in NFL history - with an 88.9% (minimum 30 attempts), completing 32-of-36 passes for 279 yards against Tampa Bay (12/18). Completed his first nine passes, then had a streak of eight before closing the game with 12 consecutive completions. Topped 70.0% in a game for the eighth time to tie Aikman (1993) and Romo (2012) for the most games with a completion percentage above 70.0 in a season in team history. Completed each of his 11 second half throws to become the first rookie quarterback (minimum 10) to complete all of his second half passes. Added his sixth rushing score of the year, breaking a tie with Meredith for the most by a Dallas quarterback in a season.
- Completed 75.0% of his passes (15-of-20) and recorded a 148.3 rating - the highest rating by a Dallas rookie, ninth overall and second among rookies (minimum 20 attempts), 10th (minimum 10 attempts) in NFL history against Detroit (12/26). Threw three touchdowns - his fourth three-touchdown game of the season, tied for first by a rookie in league history. It was his club-record 11th 100.0-rating game to make him the first rookie in NFL history with 11 and the eighth different quarterback to 11. Established a club record with his ninth game above 70.0%. Became the first rookie in NFL history drafted in the fourth round-or-later to start each of his club's first 15 games and tied Roethlisberger (13) for the most wins by a rookie in league history. From the previous game, through his first four throws, had a streak of 16 consecutive completions - third in team history.
- Became the first Cowboys rookie quarterback to start a playoff game and just the second to attempt a postseason pass in the Divisional Game against Green Bay (1/15/17). Went 24-of-38 for 302 yards, three touchdowns and a 103.2 rating - all single-game postseason rookie highs - with one interception. His 302 yards were second by an NFL rookie in a postseason game and seventh in a playoff game overall in team history. He became the first NFL rookie passer with three scoring tosses in a playoff game, and his 103.2 rating was third by a league rookie.

COLLEGE:

- Completed 316-of-477 passes (66.2) for 3,793 yards with 29 touchdowns and five interceptions - all career-bests - while starting all 13 games as a senior at Mississippi State. Also rushed 160 times for 588 yards (3.7) and 10 touchdowns.
- Accounted for 39 total touchdowns and 4,381 yards of total offense as one-of-four players nationally with at least 25 passing touchdowns and 10 rushing touchdowns.

- Started all 13 games as a junior in 2014 and shattered 12 school single-season statistical records while leading the program to its highest poll finish since 1940 and its first Orange Bowl in 73 years.
- Was an honorable mention All-American while becoming the first finalist in school history for the Maxwell, Davey O'Brien and Johnny Unitas Awards.
- Broke school records for rushing yards by a quarterback (986), total offense (4,435), total offense per-game (341.2), touchdowns responsible (41), completion percentage (61.6), passing yards (3,449), passing yards-per-game (265.3), 200-yard passing games (12), passing touchdowns (27) and passing efficiency (151.7).
- Scored 15 touchdowns (14 rush, one receiving) to finish fifth nationally in points responsible for with 252 in 2014.
- Was part of a two-quarterback system while seeing action in 11 total games - with seven starts - as a sophomore.
- Completed 156-of-267 passes for 1,940 yards with 10 touchdowns and seven picks, compiled a team-best 829 rushing yards on 134 carries with 13 scores, and also caught two passes – both for touchdowns.
- Set the then MSU single-season record for quarterback rushing yards with 829, while his 13 rushing scores were second-most by a quarterback in MSU history.
- Completed 18-of-29 passes for 194 yards with four touchdowns and no interceptions and rushed 32 times for 118 yards with four scores on the ground as a redshirt freshman.
- Sat out his true freshman year as a redshirt.

PERSONAL:

- Rayne Dakota "Dak" Prescott attended Haughton, La., High School where he was named first-team all-state by the Louisiana Sports Writers Association.
- Led the Buccaneers to an undefeated regular season and the 4A state quarterfinals as a senior and completed 159-of-258 passes (62.0) for 2,860 yards and 39 touchdowns and rushed for 951 yards and 17 touchdowns on 90 attempts (10.6).
- Earned his undergraduate degree in educational psychology in December 2014 and received his master's degree in workforce leadership in December 2015 while at Mississippi State.
- Prescott and his fiancé, Sarah Jane, have two daughters, MJ and Aurora.

COMMUNITY:

- 2016 Rookie club presented by UnitedHealthcare.
- 2016 Cowboys Youth Combine Guest Coach.
- 2016-19 Dallas Cowboys U High School Camp.
- 2016-20 NFL My Cause My Cleats campaign - American Cancer Society.
- 2017-23 Children's Cancer Fund Fashion Show.
- 2017 Draft Day/Fan Appreciation Party.
- 2017-19, 22-24 Reliant Home Run Derby benefiting The Salvation Army.
- 2017-19 Dirk Nowitzki Heroes Celebrity Baseball Game.
- 2017 The Salvation Army Disaster Relief Telethon for Hurricane Harvey.
- 2017-18, 2022-23 Early Thanksgiving Meal at The Salvation Army.
- 2018-19 hosts Woman's Football Clinic.
- 2019 visit to Café Momentum; a restaurant giving youth a second chance after the juvenile system.
- 2019 Grand Prairie Police Youth Boxing Gym grand opening.
- 2020 The Salvation Army virtual surprise with veterans receiving mental health and substance abuse counseling.
- 2022-24 NFL My Cause My Cleats campaign - Faith Fight Finish Foundation.
- 2022 NFL Walter Payton Man of the Year recipient.
- 2023 Character Playbook Live: National Medal of Honor Museum Launch.
- 2025 Girls Flag Football Media Day
- Training Camp - Community Corner and Back Together Saturday.
- Training Camp Heroes Day.
- Annually hosts youth football camps.
- Annual Team Holiday Hospital Visits.
- Kick Off Luncheon and Dallas Cowboys Family Cookbook benefiting Happy Hill Farm.
- Make-A-Wish Foundation of North Texas.
- Salvation Army Angel Tree Christmas Program.



MISSION: The Faith Fight Finish foundation by Dak Prescott invests in the future of our youth by empowering individuals, families, and communities to find strength through adversity. The foundation focuses on fighting cancer and offering assistance to those facing life-challenging hardships; in honor of Dak's Mom, Peggy!

PRESCOTT'S COWBOYS TOTALS

Year Team	GP-GS	PASSING											Sacks	Rating
		Att	Cmp	Yds	Pct	Yds/Att	TD	TD%	Int	Int%	Long			
2016 Dallas	16-16	459	311	3,667	67.8	8.0	23	5.0	4	0.9	83t	25/143	104.9	
2017 Dallas	16-16	490	308	3,324	62.9	6.8	22	4.5	13	2.7	81t	32/185	86.6	
2018 Dallas	16-16	526	356	3,885	67.7	7.4	22	4.2	8	1.5	90t	56/347	96.9	
2019 Dallas	16-16	596	388	4,902	65.1	8.2	30	5.0	11	1.8	62	23/151	99.7	
2020 Dallas	5-5	222	151	1,856	68.0	8.4	9	4.1	4	1.8	58	10/66	99.6	
2021 Dallas	16-16	596	410	4,449	68.8	7.5	37	6.2	10	1.7	51	30/144	104.2	
2022 Dallas	12-12	394	261	2,860	66.2	7.3	23	5.8	15	3.8	68t	20/126	91.1	
2023 Dallas	17-17	590	410	4,516	69.5	7.7	36	6.1	9	1.5	92t	39/255	105.9	
2024 Dallas	8-8	296	185	1,978	64.7	6.9	11	3.8	8	2.8	65t	21/112	86.0	
Totals	122-122	4,159	2,780	31,437	66.8	7.6	213	5.1	82	2.0	92t	256/1,529	98.1	
Playoffs														
2016 Dallas	1-1	38	24	302	63.2	7.9	3	7.9	1	2.6	40t	2/11	103.2	
2018 Dallas	2-2	65	42	492	64.6	7.6	2	3.1	1	1.5	44	2/18	91.3	
2021 Dallas	1-1	43	23	254	53.5	5.9	1	2.3	1	2.3	38	5/40	69.3	
2022 Dallas	2-2	70	48	511	68.6	7.3	5	7.1	2	2.9	46	2/8	101.5	
2023 Dallas	1-1	60	41	403	68.3	6.7	3	5.0	2	3.3	47	4/16	89.8	
Totals	7-7	276	178	1,962	64.5	7.1	14	5.1	7	2.5	47	15/93	91.8	

PRESCOTT'S COWBOYS TOTALS, cont.

Year Team	No	RUSHING			TD	ADDITIONAL STATISTICS	
		Yds	Avg	Long		Receptions – 2020 (1 for 1, 11 yards, 1 TD)	SINGLE-GAME HIGHS
2016 Dallas.....	57	282	4.9	18	6	Attempts – 58 vs. Cleveland, 10/4/20 and at Tampa Bay, 9/9/21	Playoffs – 60 vs. Green Bay, 1/14/24
2017 Dallas.....	57	357	6.3	21	6	Completions – 42 vs. Philadelphia, 12/9/18 and at Tampa Bay, 9/9/21	Playoffs – 41 vs. Green Bay, 1/14/24
2018 Dallas.....	75	305	4.1	28	6	Completion Pct. – 88.9 vs. Tampa Bay, 12/18/16	Playoffs – 75.8 at Tampa Bay, 1/16/23
2019 Dallas.....	52	277	5.3	42	3	Yards – 502 vs. Cleveland, 10/4/20	Playoffs – 403 vs. Green Bay, 1/14/24
2020 Dallas.....	18	93	5.2	12	3	Touchdowns – 5 at Philadelphia, 1/9/22	Playoffs – 4 at Tampa Bay, 1/16/23
2021 Dallas.....	48	146	3.0	21	1	Rating – 158.3 vs. N.Y. Giants, 9/8/19	Playoffs – 143.3 at Tampa Bay, 1/16/23
2022 Dallas.....	45	182	4.0	25	1	Long – 92t vs. Detroit, 12/30/23	Carries – 11 vs. Jacksonville, 10/14/18
2023 Dallas.....	55	242	4.4	22	2	Rushing Yards – 82 vs. Jacksonville, 10/14/18	Long Rush – 42 at Washington, 9/15/19
2024 Dallas.....	13	54	4.2	22	1	Rush Touchdowns – 3 vs. Atlanta, 9/20/20	
Totals.....	420	1,938	4.6	42	29		
Playoffs							
2016 Dallas.....	2	13	6.5	9	0		
2018 Dallas.....	8	32	4.0	16	2		
2021 Dallas.....	4	27	6.8	17	1		
2022 Dallas.....	11	46	4.2	11	1		
2023 Dallas.....	6	45	7.5	18	0		
Totals.....	31	163	5.3	18	4		

PRESCOTT'S 300-YARD PASSING GAMES
(31 TOTAL, 28 REGULAR SEASON, 3 POSTSEASON)

502 vs. Cleveland, 10/4/20	397 vs. Minnesota, 11/10/19	332 at N.Y. Giants, 12/10/17	PLAYOFFS (3)
472 at Seattle, 9/27/20	387 at N.Y. Giants, 12/30/18	331 vs. Washington, 11/23/23	403 vs. Green Bay, 1/14/24
463 vs. Green Bay, 10/6/19	379 vs. Baltimore, 9/22/24	330 vs. Washington, 12/26/21	305 at Tampa Bay, 1/16/23
455 vs. Philadelphia, 12/9/18	375 vs. Las Vegas, 11/25/21	319 at Pittsburgh, 11/13/16	302 vs. Green Bay, 1/15/17
450 vs. Atlanta, 9/20/20	374 at Philadelphia, 11/5/23	304 vs. LA Rams, 10/29/23	
445 at New England, 10/17/21	355 vs. Buffalo, 11/28/19	303 vs. Washington, 12/29/19	
444 at Detroit, 11/17/19	352 at Pittsburgh, 10/6/24	302 vs. N.Y. Giants, 10/10/21	
405 vs. N.Y. Giants, 9/8/19	347 vs. Philadelphia, 12/24/22	301 vs. Baltimore, 11/20/16	
404 vs. N.Y. Giants, 11/12/23	345 vs. Detroit, 12/30/23		
403 at Tampa Bay, 9/9/21	334 at Chicago, 12/5/19		

PRESCOTT'S TEAM-BY-TEAM RECORD (76-46 REG; 2-5 POST)

Arizona.....1 2 .333	Houston.....1 1 .500	N.Y. Giants.....13 2 .867	Postseason
Atlanta.....3 2 .600	Indianapolis.....1 1 .500	N.Y. Jets.....1 1 .500	Green Bay.....0 2 .000
Baltimore.....1 1 .500	Jacksonville.....1 1 .500	Philadelphia.....9 4 .692	L.A. Rams.....0 1 .000
Buffalo.....0 2 .000	Kansas City.....1 1 .500	Pittsburgh.....2 0 1.000	San Francisco..0 2 .000
Carolina.....2 1 .667	LA Chargers.....2 1 .667	San Francisco ..2 2 .500	Seattle.....1 0 1.000
Chicago.....2 1 .667	LA Rams.....2 2 .500	Seattle.....1 3 .250	Tampa Bay.....1 0 1.000
Cincinnati.....1 0 1.000	Las Vegas.....1 1 .500	Tampa Bay.....2 2 .500	
Cleveland.....2 1 .667	Miami.....1 1 .500	Tennessee.....1 1 .500	
Denver.....0 2 .000	Minnesota.....2 1 .667	Washington.....11 2 .846	
Detroit.....5 1 .833	New England.....2 1 .667		
Green Bay.....1 3 .250	New Orleans.....2 2 .500		

PRESCOTT'S CAREER GAME-BY-GAME

Date	Opp	Att	Cmp	Yds	Pct	2016 (Dallas)		Sacks	Rating	W/L	Score
						Yds/Att	TD				
9/11	NYG.....	45	25	227	55.6	5.0	0	0	21	0/0	69.4 L 19-20
9/18	@ Was.....	30	22	292	73.3	9.7	0	0	29	4/14	103.8 W 27-23
9/25	Chi.....	24	19	248	79.2	10.3	1	0	47	0/0	123.6 W 31-17
10/2	@ SF.....	32	23	245	71.9	7.7	2	0	47	2/11	114.7 W 24-17
10/9	Cin.....	24	18	227	75.0	9.5	1	0	31	1/5	117.9 W 28-14
10/16	@ GB.....	27	18	247	66.7	9.1	3	1	42	2/14	117.4 W 30-16
10/30	Phi.....	39	19	287	48.7	7.4	2	1	53	2/14	79.8 W 29-23
11/6	@ Cle.....	27	21	247	77.8	9.1	3	0	35	0/0	141.8 W 35-10
11/13	@ Pit.....	32	22	319	66.8	10.0	2	0	83t	2/24	121.7 W 35-30
11/20	Bal.....	36	27	301	75.0	8.4	3	0	41	1/2	127.2 W 27-17
11/24	Was.....	24	17	195	70.8	8.1	1	0	26	1/5	108.9 W 31-26
12/1	@ Min.....	18	12	139	66.7	7.7	1	0	56	3/15	108.3 W 17-15
12/11	@ NYG.....	37	17	165	45.9	4.5	1	2	31t	3/13	45.4 L 7-10
12/18	TB.....	36	32	279	88.9	7.8	0	0	23	3/15	99.0 W 26-20
12/26	Det.....	20	15	212	75.0	10.6	3	0	30	1/11	148.3 W 42-21
1/1/17	@ Phi.....	8	4	37	50.0	4.6	0	0	15	0/0	63.0 L 13-27
Totals.....		459	311	3,667	67.8	8.0	23	4	83t	25/143	104.9 13-3
Playoffs											
1/15/17	GB.....	38	24	302	63.2	7.9	3	1	40t	2/11	103.2 L 31-34

2017 (Dallas)													
Date	Opp	Att	Cmp	Yds	Pct	Yds/Att	TD	Int	Long	Sacks	Rating	W/L	Score
9/10	NYG.....	39	24	268	61.5	6.9	1	0	35	1/5	90.5	W	19-3
9/17	@ Den.....	50	30	238	60.0	4.8	2	2	28t	2/10	68.6	L	17-42
9/25	@ Ari.....	18	13	183	72.2	10.2	2	0	53	1/9	141.7	W	28-17
10/1	LAR.....	36	20	252	55.6	7.0	3	1	36	2/1	93.8	L	30-35
10/8	GB.....	36	25	251	69.4	7.0	3	1	49	1/6	105.2	L	31-35
10/22	@ SF.....	25	16	234	64.0	9.4	3	0	72t	0/0	134.0	W	40-10
10/29	@ Was.....	22	14	143	63.6	6.5	0	0	25	2/5	82.2	W	33-19
11/5	KC.....	33	21	249	63.6	7.5	2	0	56	1/5	106.8	W	28-17
11/12	@ Atl.....	30	20	176	66.7	5.9	0	0	30	8/50	82.1	L	7-27
11/19	Phi.....	31	18	145	58.1	4.7	0	3	19	4/32	30.4	L	9-37
11/23	LAC.....	27	20	179	74.1	6.6	0	2	38	2/11	60.6	L	6-28
11/30	Was.....	22	11	102	50.0	4.6	2	0	24	1/9	93.4	W	38-14
12/10	@ NYG.....	30	20	332	66.7	11.1	3	0	81t	0/0	137.1	W	30-10
12/17	@ Oak.....	27	18	212	66.7	7.9	0	2	40	2/8	59.5	W	20-17
12/24	Sea.....	34	21	182	61.8	5.4	0	2	33	4/27	51.3	L	12-21
12/31	@ Phi.....	30	17	179	56.7	6.0	1	0	30	1/7	85.3	W	6-0
Totals		490	308	3,324	62.9	6.8	22	13	81t	32/185	86.6	9-7	

2018 (Dallas)													
Date	Opp	Att	Cmp	Yds	Pct	Yds/Att	TD	Int	Long	Sacks	Rating	W/L	Score
9/9	@ Car.....	29	19	170	65.5	5.9	0	0	20	6/32	81.1	L	8-16
9/16	NYG.....	25	16	160	64.0	6.4	1	0	64t	0/0	95.4	W	20-13
9/23	Sea.....	34	19	168	55.9	4.9	1	2	20	5/31	74.9	L	13-24
9/30	Det.....	27	17	255	63.0	9.4	2	0	38t	3/24	118.6	W	26-24
10/7	@ Hou.....	29	18	208	62.1	7.2	1	2	44	2/14	66.5	L (OT)	16-19
10/14	Jac.....	27	17	183	63.0	6.8	2	0	27	3/11	107.5	W	40-7
10/21	@ Was.....	35	22	273	62.9	7.8	1	0	49t	4/23	96.5	L	17-20
11/5	Ten.....	31	21	243	67.7	7.8	2	1	37	5/18	99.3	L	14-28
11/11	@ Phi.....	36	26	270	72.2	7.5	1	0	25	4/31	102.8	W	27-20
11/18	@ Atl.....	32	22	208	68.8	6.5	0	0	34	2/17	86.5	W	22-19
11/22	Was.....	31	22	289	71.0	9.3	2	0	90t	4/31	121.6	W	31-22
11/29	NO.....	28	24	248	85.7	8.9	1	0	40	7/40	115.5	W	13-10
12/9	Phi.....	54	42	455	77.8	8.4	3	2	75t	3/21	104.9	W (OT)	29-23
12/16	@.....	39	24	206	61.5	5.3	0	1	18t	3/26	64.7	L	0-23
12/23	TB.....	25	20	161	80.0	6.4	1	0	31t	1/9	106.8	W	27-20
12/30	@ NYG.....	44	27	387	61.4	8.8	4	0	49	4/19	120.2	W	36-35
Totals		526	356	3,885	67.7	7.4	22	8	90t	56/347	96.9	10-6	

Playoffs													
Date	Opp	Att	Cmp	Yds	Pct	Yds/Att	TD	Int	Long	Sacks	Rating	W/L	Score
1/5/19	Sea.....	33	22	226	66.7	6.8	1	1	34	1/10	83.6	W	24-22
1/12/19	@ LAR.....	32	20	266	62.5	8.3	1	0	44	1/8	99.2	L	22-30
Totals		65	42	492	64.6	7.6	2	1	44	2/18	91.3	1-1	

2019 (Dallas)													
Date	Opp	Att	Cmp	Yds	Pct	Yds/Att	TD	Int	Long	Sacks	Rating	W/L	Score
9/8	NYG.....	32	25	405	78.1	12.7	4	0	62	0/0	158.3	W	35-17
9/15	@ Was.....	30	26	269	86.7	9.0	3	1	51t	1/8	123.5	W	31-21
9/22	Mia.....	32	19	246	59.4	7.7	2	1	37	1/5	91.4	W	31-6
9/29	@ NO.....	33	22	223	66.7	6.8	0	1	35	1/11	73.2	L	10-12
10/6	GB.....	44	27	463	61.4	10.5	2	3	53t	3/22	83.8	L	24-34
10/13	@ NYJ.....	40	28	278	70.0	7.0	0	0	23	1/8	89.4	L	22-24
10/20	Phi.....	27	21	239	77.8	8.9	1	1	44	3/26	100.5	W	37-10
11/4	@ NYG.....	35	22	257	62.9	7.3	3	1	45t	0/0	101.7	W	37-18
11/10	Min.....	46	28	397	60.9	8.6	3	1	26	1/4	101.4	L	24-28
11/17	@ Det.....	46	29	444	63.0	9.7	3	0	49	1/10	116.6	W	35-27
11/24	@ NE.....	33	19	212	57.6	6.4	0	1	59	0/0	64.2	L	9-13
11/28	Bif.....	49	32	355	65.3	7.2	2	1	35	4/32	91.8	L	15-26
12/5	@ Chi.....	49	27	334	55.1	6.8	1	0	35	2/8	83.2	L	24-31
12/15	LAR.....	23	15	212	65.2	9.2	2	0	59t	0/0	123.8	W	44-21
12/22	@ Phi.....	44	25	265	56.8	6.0	0	0	41	2/8	74.5	L	9-17
12/29	Was.....	33	23	303	69.7	9.2	4	0	48	3/9	138.0	W	47-16
Totals		596	388	4,902	65.1	8.2	30	11	62	23/151	99.7	8-8	

2020 (Dallas)													
Date	Opp	Att	Cmp	Yds	Pct	Yds/Att	TD	Int	Long	Sacks	Rating	W/L	Score
9/13	@ LAR.....	39	25	266	64.1	6.8	1	0	33	3/22	92.5	L	17-20
9/20	Atl.....	47	34	450	72.3	9.6	1	0	58	1/5	109.4	W	40-39
9/27	@ Sea.....	57	37	472	64.9	8.3	3	2	52	2/11	93.6	L	31-38
10/4	Cle.....	58	41	502	70.7	8.7	4	1	43t	3/21	112.9	L	38-49
10/11	NYG.....	21	14	166	66.7	7.9	0	1	26	1/7	70.7	W	37-34
10/19	Ari.....				RESERVE/INJURED				Ankle			L	10-38
10/25	@ Was.....				RESERVE/INJURED				Ankle			L	3-25
11/1	@ Phi.....				RESERVE/INJURED				Ankle			L	9-23
11/8	Pit.....				RESERVE/INJURED				Ankle			L	19-24
11/22	@ Min.....				RESERVE/INJURED				Ankle			W	31-28
11/26	Was.....				RESERVE/INJURED				Ankle			L	16-41
12/3	@ Bal.....				RESERVE/INJURED				Ankle			L	17-34
12/13	@ Cin.....				RESERVE/INJURED				Ankle			W	30-7
12/20	SF.....				RESERVE/INJURED				Ankle			W	41-33
12/27	Phi.....				RESERVE/INJURED				Ankle			W	37-17
1/3/21	@ NYG.....				RESERVE/INJURED				Ankle			L	19-23
Totals		222	151	1,856	68.0	8.4	9	4	58	10/66	99.6	6-10	

PRESCOTT CAREER GAME-BY-GAME, cont.

Date	Opp	Att	Cmp	Yds	Pct	2021 (Dallas)			Sacks	Rating	W/L	Score	
						Yds/Att	TD	Int					
9/9	@ TB	58	42	403	72.4	6.9	3	1	31	1/12	101.4	L	29-31
9/19	@ LAC	27	23	237	85.2	8.8	0	1	48	2/16	87.8	W	20-17
9/27	Phi	26	21	238	80.8	9.2	3	0	44	4/18	143.3	W	41-21
10/3	Car	22	14	188	63.6	8.5	4	0	35t	0/0	130.3	W	36-28
10/10	NYG	32	22	302	68.8	9.4	3	1	49t	2/10	116.9	W	44-20
10/17	@ NE	51	36	445	70.6	8.7	3	1	35t	0/0	108.7	W (OT)	35-29
10/31	@ Min											W	20-16
11/7	Den	39	19	232	48.7	5.9	2	1	32	2/20	73.9	L	16-30
11/14	Atl	31	24	296	77.4	9.5	2	0	37	0/0	127.9	W	43-3
11/21	@ KC	43	28	216	65.1	5.0	0	2	19	5/22	57.9	L	9-19
11/25	LV	47	32	375	68.1	7.9	2	0	51	1/2	106.3	L (OT)	33-36
12/2	@ NO	40	26	238	65.0	5.9	1	1	41	1/7	79.0	W	27-17
12/12	@ Was	39	22	211	56.4	5.4	1	2	24	4/10	58.8	W	27-20
12/19	@ NYG	37	28	217	75.7	5.8	1	0	19	3/14	98.6	W	21-6
12/26	Was	39	28	330	71.8	8.4	4	0	40	3/11	131.4	W	56-14
1/2/22	Ari	38	24	226	63.2	5.9	3	0	26	1/1	105.8	L	22-25
1/9/22	@ Phi	27	21	295	77.8	10.9	5	0	37	1/1	151.8	W	51-26
Totals		596	410	4,449	68.8	7.5	37	10	51	30/144	104.2	12-5	

Playoffs													
1/16/22	SF	43	23	254	53.5	5.9	1	1	44	5/40	69.3	L	17-23

Date	Opp	Att	Cmp	Yds	Pct	2022 (Dallas)			Sacks	Rating	W/L	Score	
						Yds/Att	TD	Int					
9/9	TB	29	14	134	48.3	4.6	0	1	22	2/13	47.2	L	3-19
9/18	Cin											W	20-17
9/26	@ NYG											W	23-16
10/2	Was											W	25-10
10/9	@ LAR											W	22-10
10/16	@ Phi											L	17-26
10/23	Det	25	19	207	76.0	8.3	1	0	24	2/16	113.2	W	24-6
10/20	Chi	27	21	250	77.8	9.3	2	1	30	1/8	114.5	W	49-29
11/13	@ GB	46	27	265	58.7	5.8	3	2	35t	2/3	78.6	L (OT)	28-31
11/20	@ Min	25	22	276	88.0	11.0	2	0	68t	0/0	139.3	W	40-3
11/24	NYG	30	21	261	70.0	8.7	2	2	30	0/0	91.1	W	28-20
12/4	Ind	30	20	170	66.7	5.7	3	1	22	1/5	100.7	W	54-19
12/11	Hou	39	24	284	61.5	7.3	1	2	51	1/7	70.9	W	27-23
12/18	@ Jax	30	23	256	76.7	8.5	3	2	39	3/13	107.1	L (OT)	34-40
12/24	Phi	35	27	347	77.1	9.9	3	1	52	6/43	124.3	W	40-34
12/29	@ Ten	41	29	282	70.7	6.9	2	2	34	1/8	85.6	W	27-13
1/8/23	@ Was	37	14	128	37.8	3.5	1	1	15t	1/10	45.8	L	6-26
Totals		394	261	2,860	66.2	7.3	23	15	68t	20/126	91.1	12-5	

Playoffs													
1/16/23	@ TB	33	25	305	75.8	9.2	4	0	34	1/8	143.3	W	31-14
1/22/23	@ SF	37	23	206	62.2	5.6	1	2	46	1/0	63.6	L	12-19
Totals		70	48	511	68.6	7.3	5	2	46	2/8	101.5	1-1	

Date	Opp	Att	Cmp	Yds	Pct	2023 (Dallas)			Sacks	Rating	W/L	Score	
						Yds/Att	TD	Int					
9/10	@ NYG	24	13	143	54.2	6.0	0	0	49	0/0	72.0	W	40-0
9/17	NYJ	38	31	255	81.6	6.7	2	0	31	1/7	112.2	W	30-10
9/24	@ Ari	40	25	249	62.5	6.2	1	1	32	2/18	78.0	L	16-28
10/1	NE	34	28	261	82.4	7.7	1	0	29	3/28	108.5	W	38-3
10/8	@ SF	24	14	153	58.3	6.4	1	3	29	3/13	51.6	L	10-42
10/16	@ LAC	30	21	272	70.0	9.1	1	0	60	5/26	109.3	W	20-17
10/29	LAR	31	25	304	80.6	9.8	4	1	26	3/22	133.7	W	43-20
11/5	@ Phi	44	29	374	65.9	8.5	3	0	40	5/41	115.2	L	23-28
11/12	NYG	35	26	404	74.3	11.5	4	1	41t	0/0	138.3	W	49-17
11/19	@ Car	38	25	189	65.8	5.0	2	0	24	0/0	95.2	W	33-10
11/23	Was	32	22	331	68.8	10.3	4	0	35	0/0	142.1	W	45-10
11/30	Sea	41	29	299	70.7	7.3	3	0	23	4/24	115.8	W	41-35
12/10	Phi	39	24	271	61.5	7.0	2	0	39	3/15	99.4	W	33-13
12/17	@ Buf	34	21	134	61.8	3.9	0	1	16	3/28	57.7	L	10-31
12/24	@ Mia	32	20	253	62.5	7.9	2	0	49t	4/11	107.9	L	20-22
12/30	Det	38	26	345	68.4	9.1	2	1	92t	3/22	103.5	W	20-19
1/7/24	@ Was	36	31	279	86.1	7.8	4	1	32	0/0	124.2	W	38-10
Totals		590	410	4,516	69.5	7.7	36	9	92t	39/255	105.9	12-5	

Playoffs													
1/14/24	GB	60	41	403	68.3	6.7	3	2	47	4/16	89.8	L	32-48

STAFF

DAK
PRESCOTT

RECORDS
2024 SEASON

RECORDS

PLAYOFF
RECORDS

HISTORY

SIDELINES

Date	Opp	Att	Cmp	Yds	2024 (Dallas)			Int	Long	Sacks	Rating	W/L	Score
					Pct	Yds/Att	TD						
9/8	@ Cle.....	32	19	179	59.4	5.59	1	0	34	3/16	85.3	W	33-17
9/15	NO.....	39	27	293	69.2	7.51	1	2	65t	3/14	78.3	L	19-44
9/22	Bal.....	53	28	379	54.9	7.43	2	0	31	3/18	91.9	L	25-28
9/26	@ NYG.....	27	22	221	81.5	8.19	2	0	55t	1/8	125.5	W	20-15
10/6	@ Pit.....	42	29	352	69.0	8.38	2	2	48	2/16	90.6	W	20-17
10/13	Det.....	33	17	178	51.5	5.39	0	2	27	4/26	42.2	L	9-47
10/27	@ SF.....	38	25	243	65.8	6.39	2	2	29	2/7	79.2	L	24-30
11/3	@ Atl.....	24	18	133	75.0	5.54	1	0	27	3/7	101.6	L	21-27
11/10	Phi.....				INACTIVE/INJURED-Hamstring							L	6-34
11/18	Hou.....				RESERVE/INJURED-Hamstring							L	10-34
11/24	@ Was.....				RESERVE/INJURED-Hamstring							W	34-26
11/28	NYG.....				RESERVE/INJURED-Hamstring							W	27-20
12/9	Cin.....				RESERVE/INJURED-Hamstring							L	20-27
12/15	@ Car.....				RESERVE/INJURED-Hamstring							W	30-14
12/22	TB.....				RESERVE/INJURED-Hamstring							W	26-24
12/29	@ Phi.....				RESERVE/INJURED-Hamstring							L	7-41
1/5/25	Was.....				RESERVE/INJURED-Hamstring							L	19-23
Totals		286	185	1,978	64.7	6.9	11	8	65t	21/112	86.0	7-10	

TROY PRIDE

32 • Cornerback

5-11 • 198 • 1/19/98
 Notre Dame • FA '24
 NFL: 3rd Year • Cowboys: 1st Year
 Games/Starts: 2024-2/1; Career-17/9
 Postseason: 2024-0/0; Career-0/0



PRO: The Dallas Cowboys signed Troy Pride to their practice squad in the latter half of the 2024 season, looking to add depth to an injury-ridden secondary. Pride played in the final two games for the Cowboys in 2024, including making a start at cornerback in Week 18 against Washington (1/5/25). Pride was originally drafted in the fourth round (113th overall) by Carolina in the 2020 NFL Draft. He made an immediate impact in his rookie season, appearing in 14 games with eight starts and totaled 41 tackles and two passes defended. In his career, Pride has played in 17 games with eight starts, totaling 45 tackles and three pass breakups.

TRANSACTION SUMMARY:

- 10/24/24:** Released by Houston and signed to Dallas' practice squad (12/4).
- 8/27/24:** Released and signed to Houston's practice squad (9/11).
- 1/22/24:** Signed a Futures contract with Houston.
- 12/20/23:** Released by Las Vegas and signed to Houston's practice squad (12/27).
- 8/29/23:** Released by New Orleans and signed to Las Vegas' practice squad (9/13).
- 1/11/23:** Signed a Futures contract with New Orleans.
- 5/16/22:** Waived by Carolina.
- 8/17/21:** Placed on Reserve/Injured with a knee injury.
- 4/25/20:** Drafted in the fourth round (113th overall) by Carolina.

2024 (Houston/Dallas):

- Went to training camp with Houston before being released at the shutdown date and signed to the practice squad until his release in October.
- Signed to Dallas' practice squad in December and played in the final two games of the season, including starting at cornerback in Week 18 against Washington (1/5/25).

2023 (Las Vegas/Houston):

- Signed a Futures contract with New Orleans and attended training camp with the Saints before being released at the roster shutdown date and signing to Las Vegas' practice squad.
- Played in his lone game with the Raiders against Green Bay (10/9).
- Released by Las Vegas and signed to Houston's practice squad in December.

2022:

- Missed the 2022 season due to prolonged recovery from a torn ACL in 2021 and waived by Carolina prior to training camp.

2021 (Carolina):

- Missed the 2021 season after suffering a torn ACL in a preseason game.

2020 (Carolina):

- Saw action in 14 games with eight starts, tallying 41 tackles and two passes defended.
- Made his NFL debut and first NFL start against Las Vegas (9/13), recording seven tackles.

COLLEGE:

- Played in 45 games with four starts through four seasons at Notre Dame, amassing 121 tackles, four interceptions, one forced fumble and two fumble recoveries.
- In 2019 appeared in all 13 games, posting 40 tackles and one interception as a senior.
- Saw action in 12 games as a junior in 2018, tallying 47 tackles, two interceptions, one forced fumble and one fumble recovery.
- In 2017 played in 12 games and started four, recording 22 tackles and one interception as a sophomore.
- Appeared in nine games for the Fighting Irish as a true freshman in 2016, totaling 12 tackles and one fumble recovery.

PERSONAL:

- Attended Greer, S.C., Senior High School, where he helped claim four consecutive Region II-AAA titles and was the No. 4 ranked player in South Carolina by 247Sports.
- Tallied 41 receptions for 848 yards and 13 touchdowns with another 183 rushing yards and three rushing touchdowns on offense and three interceptions on defense as a senior in 2015 on his way to an American Family Insurance All-USA South Carolina Football first-team selection.
- Competed in the 60-meter, 100-meter and 200-meter dashes for Notre Dame track, earning two consecutive All-ACC second-team selections (2016-17).
- Majored in Film, Television and Theatre at Notre Dame.

PRIDE'S NFL TOTALS

Year Team	GP-GS	DEFENSE								INTERCEPTIONS					FUMBLES REC				
		ST	AT	TT	Sks- Yds	Tk/ Ls	QB Prs	PBU	FF	No	Yds	Avg	Lg	TD	No	Yds	Avg	Lg	TD
2020 Carolina.....	14-8	26	15	-	41	0.0(0)	1(-2)	0	2	0	0	0	0.0	0	0	0	0.0	0	0
2021 Carolina.....	0-0				RESERVE/INJURED-Knee														
2022	0-0				OUT OF FOOTBALL														
2023 Las Vegas.....	1-0	0	0	-	0	0.0(0)	0(0)	0	0	0	0	0	0.0	0	0	0.0	0	0	0
2024 Houston.....	0-0				PRACTICE SQUAD														
Dallas.....	2-1	2	2	-	4	0.0(0)	0(0)	0	0	0	0	0	0.0	0	0	0.0	0	0	0
Totals.....	17-9	28	17	-	45	0.0(0)	1(-2)	0	3	0	0	0	0.0	0	0	0.0	0	0	0

ADDITIONAL STATISTICS

Special Teams Tackles – 2020 (1-0-1). Totals (1-0-1).

ASIM RICHARDS**(AH-sum)****76 • Tackle**

6-4 • 322 • 10/2/00

North Carolina • D5-23 (169th overall)

NFL: 3rd Year • Cowboys: 3rd Year

Games/Starts: 2024-13/1; Career-21/1

Postseason: 2024-0/0; Career-0/0



PRO: Asim Richards was selected in the fifth round (169th overall) of the 2023 NFL Draft, joining a Cowboys offensive line with a litany of All-Pro selections and experience. Richards made the roster as a reserve lineman in his rookie season, seeing time in eight games on both offense and special teams units. He made a second-year jump in 2024, seeing significant playing time as a reserve left tackle due to injuries on the offensive line. Richards looks to continue to improve his game and is a valuable depth piece for the Cowboys offensive line.

TRANSACTION SUMMARY:**11/27/24:** Placed on Reserve/Injured with an ankle injury and activated (12/28).**4/29/23:** Drafted in the fifth round (169th overall) by Dallas.**2024:**

- Saw action in 13 games, making one start at left tackle, and missed four games due to an ankle sprain.
- Made his first NFL start at left tackle in place of Tyler Guyton against Philadelphia (11/10).
- Saw significant time at left tackle in the season finale against Washington (1/5/25), blocking for an offense that totaled 378 net yards with 150 yards on the ground.

2023:

- Played in eight games as a rookie with limited time on offense and special teams.
- Made his NFL debut in the second half on offense in the season opener at the N.Y. Giants (9/10).
- Played on offense and special teams against the LA Rams (10/29) and was called into action at left tackle early in the fourth quarter after Chuma Edoga left the game due to injury (ankle).
- Was inactive for the postseason contest against Green Bay (1/14/24).

COLLEGE:

- As a senior in 2022, allowed only 3.0 sacks on the year, starting all 14 games to earn third-team All-ACC honors for a Tar Heels offense that ranked second in the ACC in yards-per-game (462.8) and passing yards-per-game (309.3) and ranked third with a 34.4 point-per-game average.
- Started all 13 games as a junior in 2021, blocking for an offense that averaged 35.2 points (19th in the NCAA, third in the ACC) and was fourth in the conference, 10th in the nation, with an average of 468.2 yards-per-game.
- In his 2020 sophomore campaign, started 11-of-12 games played, aiding an offense that established a school record (first in the conference, fifth in the NCAA) with an average of 537.3 yards-per-game, including 301.4 passing yards-per-game.
- Played in nine games along the offensive line and on special teams as a true freshman in 2019, helping the Tar Heels offense to 474.0 yards-per game (second in the ACC, 12th in the nation).

PERSONAL:

- Named to the All-USA Pennsylvania first-team as a senior offensive tackle at Haverford, Penn., High School.
- Also played tight end and defensive line through his prep career, posting 133 tackles, 13.0 sacks, 31 tackles for loss, three forced fumbles and three fumble recoveries in four seasons.
- Played on Haverford's basketball team.

COMMUNITY:

- 2023 Rookie Club presented by Blockchain.com.
- Play 60 Week events.
- Training Camp - Community Corner and Back Together Saturday.
- Training Camp Heroes Day.
- 2023 Early Thanksgiving Meal at The Salvation Army.
- Annual Team Holiday Hospital Visits.
- Make-A-Wish Foundation of North Texas.
- Salvation Army Angel Tree Christmas Program.

RICHARDS' COWBOYS TOTALS

GAMES/STARTS (regular season, playoffs): 2023 (8/0, 0/0), 2024 (13/1). Totals: 21/1, 0/0.

JACK SANBORN

57 • Linebacker

6-2 • 235 • 7/29/00

Wisconsin • UFA(Chi) - 25

NFL: 4th Year • Cowboys: 1st Year

Games/Starts: 2024-17/3-Chi: Career-48/19

Postseason: 2024-0/0; Career-0/0



PRO: In need of veteran linebacker help, the Dallas Cowboys signed Jack Sanborn in 2025 free agency. Sanborn comes to Dallas after spending three seasons with the Chicago Bears. He has familiarity with new defensive coordinator Matt Eberflus and linebackers coach Dave Borzoni, who were both in Chicago for the past three years. Over his three-year career, Sanborn has recorded 149 tackles, 14 tackles for loss, 4.5 sacks and an interception while adding 15 special teams tackles. In his first season with Dallas, Sanborn will compete for one of the starting linebacker spots.

TRANSACTION SUMMARY:

- 3/14/25:** Signed a one-year contract with Dallas.
12/20/22: Placed on Reserve/Injured with an ankle injury.
5/6/22: Signed with Chicago as an undrafted free agent.

2024 (Chicago):

- Played in all 17 games with three starts, collecting 31 tackles, two tackles for loss, 1.5 sacks, three pass breakups and two pressures.
- Started at Houston (9/15) and brought down C.J. Stroud for a sack. Also added two tackles and a pass breakup.
- Had four special teams tackles, bringing his career total to 15.

2023 (Chicago):

- In 17 games with 10 starts, tied a career best in tackles (59) and tackles for loss (seven) while adding a sack, two pass breakups and an interception. Also added six special teams tackles.
- Recorded his first career interception at Kansas City (9/24), returning it 42 yards.
- Notched a season-high eight tackles at the LA Chargers (10/29).

2022 (Chicago):

- Appeared in the first 14 games of his rookie campaign before going on Reserve/Injured with an ankle injury for the final three contests. Began the season primarily playing on special teams before starting the six games prior to his injury.
- Finished the season with a career-high tying 59 tackles, 2.0 sacks, five tackles for loss, three pressures and a fumble recovery. Also added five special teams tackles.
- Made his first career start at linebacker in Week 9 against Miami (11/6), recording seven tackles.
- In his second career start, tallied 2.0 sacks against Detroit (11/13), the first sacks of his career. Was the only undrafted free agent in the 2022 season to have a multi-sack performance.
- At the N.Y. Jets (11/27) notched a career-high 14 tackles, the most tackles by a Bears rookie in a game in franchise history.

COLLEGE:

- Played in 45 games over four seasons (2018-21) at Wisconsin, generating 230 tackles, 29 tackles for loss, 11.5 sacks, four interceptions, eight pass breakups, three forced fumbles and two fumble recoveries.
- As a senior, was named first-team All-Big 10 after appearing in 12 contests and establishing career highs in tackles (88) and tackles for loss (14.5).
- In a shortened 2020 season due to COVID, started all seven games as a junior and led the team with 52 tackles while collecting four tackles for loss, a sack and an interception.
- Started all 14 games as a sophomore in 2019, leading the team with 80 tackles and adding nine tackles for loss and 5.0 sacks.
- Played in 11 games as a true freshman, finishing with seven tackles, a forced fumble and a pass breakup.

PERSONAL:

- Four-star recruit by 247Sports out of Lake Zurich, Ill., High School, where he was named first-team all-state as a junior and senior. Finished his three-year high school career with 296 tackles and 13.0 sacks.
- As a senior, led Lake Zurich to Class 7A state championship.
- Majored in life sciences communications at Wisconsin.

STAFF

ASIM
RICHARDS

2024 SEASON

RECORDS

PLAYOFF
RECORDS

HISTORY

SIDELINES

SANBORN'S NFL TOTALS

Year Team	GP-GS	DEFENSE					INTERCEPTIONS					FUMBLES REC							
		ST	AT	TT	Sks-Yds	Tkl/Ls	QB Prs	PBU	FF	No	Yds	Avg	Lg	TD	No	Yds	Avg	Lg	TD
2022 Chicago.....	14-6	47	12	59	2.0(-8)	5(-9)	3	0	0	0	0	0.0	0	0	0	0.0	0	0	0
2023 Chicago.....	17-10	41	18	59	1.0(-5)	7(-12)	1	2	0	1	42	42.0	42	0	0	0.0	0	0	0
2024 Chicago.....	17-3	14	17	31	1.5(-9)	2(-9)	2	3	0	0	0	0.0	0	0	0	0.0	0	0	0
Totals.....	48-19	102	47	149	4.5(-22)	14(-30)	6	5	0	1	42	42.0	42	0	0	0.0	0	0	0

ADDITIONAL STATISTICS

Special Teams Tackles – 2022 (3-2-5), 2023 (2-4-6), 2024 (3-1-4). **Totals (8-7-15).**

SINGLE-GAME HIGHS

Tackles – 14 at N.Y. Jets, 11/27/22
Solo Tackles – 10 at N.Y. Jets, 11/27/22
Sacks – 2.0 vs. Detroit, 11/13/22
Tackles for Loss – 2 at N.Y. Jets, 11/27/22
ST Tackles – 2 at Kansas City, 9/24/23

SANBORN'S CAREER GAME-BY-GAME

DEFENSE

2022 (Chicago)										2023 (Chicago), cont.									
Game	ST	AT	TT	Sks Yds	Tkl/ Ls	QB Prs	PBU	Game	ST	AT	TT	Sks Yds	Tkl/ Ls	QB Prs	PBU				
W-SF 9/11.....								L-@ Det 11/19.....	2	2	4	1.0(-5)	1(-5)	1					
L-@ GB 9/18.....								W-@ Min 11/27.....	1	1	2		1(-1)						
W-Hou 9/25.....								W-Det 12/10.....	1	0	1		1(0)						
L-@ NYG 10/2.....								L-@ Cle 12/17.....	1	0	1		1(-1)						
L-@ Min 10/9.....								W-Ari 12/24.....											
L-Was 10/13.....								W-Atl 12/31.....											
W-@ NE 10/24.....								L-@ GB 1/7/24.....	1	0	1								
L-@ Dal 10/30.....	2	0	2					Totals.....	41	18	59	1.0(-5)	7(-12)	1	2				
L-Mia 11/6.....	7	0	7																
L-Det 11/13.....	9	3	12	2.0(-8)	2(-8)	2													
L-@ Atl 11/25.....	8	1	9			1													
L-@ NYJ 12/2.....	10	4	14		2(0)														
L-GB 12/12.....	8	2	10		1(-1)														
L-Phi 12/19.....	5	5	10																
L-Buf 12/26.....																			
L-@ Det 1/1/23.....																			
L-Min 1/8/23.....																			
Totals.....	47	12	59	2.0(-8)	5(-9)	3	0												

2023 (Chicago)									
Game	ST	AT	TT	Sks Yds	Tkl/ Ls	QB Prs	PBU		
L-GB 9/10.....	2	1	3						
L-@ TB 9/17.....	2	2	4						
L-@ KC 9/24.....	1	0	1				1		
L-Den 10/1.....	4	1	5						
W-@ Was 10/5.....	3	2	5						
L-Min 10/15.....	5	2	7		1(0)				
W-LV 10/22.....	1	0	1		1(-5)				
L-@ LAC 10/29.....	7	1	8						
L-@ NO 11/5.....	7	2	9		1(0)				
W-Car 11/9.....	3	4	7				1		

2024 (Chicago)									
Game	ST	AT	TT	Sks Yds	Tkl/ Ls	QB Prs	PBU		
W-Ten 9/8.....									
L-@ Hou 9/15.....	1	1	2	1.0(-8)	1(-8)	1	1		
L-@ Ind 9/22.....	1	1	2				1		
W-LAR 9/29.....									
W-Car 10/6.....	2	1	3						
W-Jax 10/13.....	1	0	1						
L-@ Was 10/27.....	0	1	1						
L-@ Ari 11/3.....	2	3	5						
L-NE 11/10.....	0	2	2						
L-GB 11/17.....	1	1	2				1(-1)		
L-Min 11/24.....	1	1	2						
L-@ Det 11/28.....	1	2	3						
L-@ SF 12/8.....	1	1	2	0.5(-1)					
L-@ Min 12/16.....	1	0	1						
L-Det 12/22.....	2	1	3						
L-Sea 12/26.....	0	1	1						
W-@ GB 1/5/25.....	0	1	1						
Totals.....	14	17	31	1.5(-9)	2(-9)	2	3		

MILES SANDERS

27 • Running Back

5-11 • 210 • 5/1/97

Penn State • FA '25

NFL: 7th Year • Cowboys: 1st Year

Games/Starts: 2024-11/2-Car: Career-84/56

Postseason: 2024-0/0; Career-5/5



PRO: The Dallas Cowboys were looking to bolster depth at running back when they signed NFL veteran Miles Sanders. Sanders, originally drafted in the second round (53rd overall) by Philadelphia, saw action in 84 career games with 56 career starts, totaling 923 carries for 4,345 yards and 23 touchdowns while nabbing 175 receptions for 1,244 yards and four touchdowns through six seasons. He found the most production in 2022 as he recorded career-highs in carries, yards and touchdowns en route to a Super Bowl LVIII appearance with the Philadelphia Eagles. After a two-year stint in Carolina, Sanders comes to Dallas looking to find similar efficiency in new head coach Brian Schottenheimer's offense.

TRANSACTION SUMMARY:

- 3/14/25:** Signed a one-year contract with Dallas through 2025.
3/11/25: Released by Carolina.
11/23/24: Placed on Reserve/Injured with an ankle injury and activated (1/4/25).
3/21/23: Signed a four-year contract with Carolina through 2026.
10/29/21: Placed on Reserve/Injured with an ankle injury and activated (11/20).
4/26/19: Drafted in the second round (53rd overall) by Philadelphia.

2024 (Carolina):

- Appeared in 11 games with two starts, totaling 205 yards and two touchdowns on 55 attempts and grabbing 24 receptions for 148 yards and one touchdown.
- Placed on Reserve/Injured in late November, missing six games with an ankle injury. Returned at Atlanta (1/5/25), tallying 66 yards and one touchdown on 17 attempts.
- Reeled in a career-high seven passes for 38 yards at Denver (10/27).

2023 (Carolina):

- Saw action in 16 games with one start, recording 432 yards and one touchdown on 129 attempts while adding 27 receptions for another 154 yards.
- In his Panthers debut at Atlanta (9/10), recorded 72 rushing yards on 18 carries and four receptions for 26 yards.
- Talled season-highs in rushing yards (74) and yards-per-carry (7.4) on 10 rush attempts at New Orleans (12/10).
- At Seattle (9/24) notched season-highs in receptions (five) and receiving yards (38).

2022 (Philadelphia):

- Played in 17 games with 15 starts, posting his first 1,000-yard rushing season with 259 attempts for 1,269 yards and 11 touchdowns while nabbing 20 receptions for 78 yards.
- Finished the season with three 100-yard rushing games.
- Recorded 143 rushing yards - second-most of his career - and two touchdowns on 17 carries against Green Bay (11/27).
- Set a career-high with 27 carries and added 134 rushing yards and two touchdowns against Jacksonville (10/2).
- Talled a career-high 144 rushing yards with two touchdowns on 17 attempts at the New York Giants (12/11).
- Started all three postseason games, including Super Bowl LVII, recording 148 yards and two touchdowns on 35 carries.

2021 (Philadelphia):

- Started all 12 games he played, posting 137 carries for 754 yards and added 26 receptions for 158 yards.
- Placed on Reserve/Injured at the end of October, missing three games with an ankle injury.
- Talled a season-high 131 rushing yards on 18 carries against Washington (12/21).
- Missed the final two games of the regular season with a hand injury before returning in the Wild Card round at Tampa Bay (1/16/22), carrying the ball seven times for 16 yards.

2020 (Philadelphia):

- Appeared in 12 games with 11 starts, amassing 164 carries for 867 yards and six touchdowns while catching six receptions for 28 yards.
- Recorded his first career 100-yard rushing game against Baltimore (10/18), rushing for 118 yards on nine carries (13.1 avg.).
- Against New Orleans (12/13) had 14 carries for 115 yards and two touchdowns, including a career-long 82-yard touchdown rush.
- Had a 74-yard touchdown run at Pittsburgh (10/11), his third rush of 70-plus yards on the season.

2019 (Philadelphia):

- Saw action in 16 games with 11 starts, totaling 179 carries for 818 yards and three touchdowns and nabbing 50 receptions for 509 yards and three touchdowns in his rookie season.
- Made his NFL debut against Washington (9/8), tallying 11 carries for 25 yards.
- Totaled a career-high 86 receiving yards and a career-long 45-yard reception at Minnesota (10/13).
- Scored his first career touchdown at Buffalo (10/27), a 65-yard touchdown run - fourth-longest rush of his career.
- Recorded his first 100+ yard game at Washington (12/15), posting 19 carries for 122 yards and one touchdown.
- Started against Seattle in the Wild Card round (1/5/20), recording 69 rushing yards on 14 attempts.

COLLEGE:

- Played in 38 games with 14 starts through three seasons at Penn State, amassing 1,649 rushing yards and 12 touchdowns on 276 attempts while adding 193 receiving yards and one touchdown on 32 receptions.
- Started all 13 games as a junior in 2018, tallying 1,274 yards and nine touchdowns on 220 attempts and grabbing 24 receptions for 139 yards. Earned second-team All-Big Ten honors.
- In 2017 as a sophomore, appeared in 12 games with one start, recording 191 yards and two touchdowns on 31 attempts while nabbing six receptions for 30 yards.
- Saw action in 13 games as a true freshman in 2016, totaling 184 rushing yards and one touchdown on 25 attempts while adding two receptions for 24 yards and one touchdown.

PERSONAL:

- Majored in recreation, parks and tourism management at Penn State.
- Four-year letterwinner at Woodland Hills High School in Pittsburgh, Pa., rushing for 4,573 yards and 59 touchdowns on 508 carries through four seasons as a starter.
- Has a son, Amari.

SANDERS' NFL TOTALS

Year Team	GP-GS	RUSHING					RECEIVING					
		No	Yds	Avg	Long	TD	No	Yds	Avg	Long	TD	
2019 Philadelphia	16-11	179	818	4.6	65t	3	50	509	10.2	45	3	
2020 Philadelphia	12-11	164	867	5.3	82t	6	28	197	7.0	28	0	
2021 Philadelphia	12-12	137	754	5.5	38	0	26	158	6.1	25	0	
2022 Philadelphia	17-15	259	1,269	4.9	40t	11	20	78	3.9	16	0	
2023 Carolina	16-5	129	432	3.3	48	1	27	154	5.7	14	0	
2024 Carolina	11-2	55	205	3.7	26	2	24	148	6.2	33t	1	
Totals	84-56	923	4,345	4.7	82t	23	175	1,244	7.1	45	4	
Playoffs												
2019 Philadelphia	1-1	14	69	4.9	18	0	3	8	2.7	7	0	
2021 Philadelphia	1-1	7	16	2.3	14	0	3	12	4.0	6	0	
2022 Philadelphia	3-3	35	148	4.2	18	2	1	3	3.0	3	0	
Totals	5-5	56	233	4.2	18	2	7	23	5.0	7	0	
Year Team		KICKOFF RETURNS				SPECIAL TEAMS TACKLES						
		No	Yds	Avg	Long	TD	ST	AT	TT	FF	FR	Blk
2019 Philadelphia		14	314	22.4	67	0	0	0	0	0	0	0
2024 Carolina		1	14	14.0	14	0	0	0	0	0	0	0
Totals		15	328	21.9	67	1	0	0	0	0	0	0

SINGLE-GAME HIGHS

Rushes – 27 vs. Jacksonville, 10/2/22

Playoffs – 17 vs. N.Y. Giants, 1/21/23

Rushing Yards – 144 at N.Y. Giants, 12/11/22

Playoffs – 90 vs. N.Y. Giants, 1/21/23

Longest Rush – 82t vs. New Orleans, 12/13/20

Playoffs – 18 vs. N.Y. Giants, 1/21/23 and vs. Seattle, 1/5/20

Rushing TDs – 2, six times, last at N.Y. Giants, 12/11/22

Playoffs – 2 vs. San Francisco, 1/29/23

Receptions – 7 at Denver, 10/27/24

Receiving Yards – 86 at Minnesota, 10/13/19

SANDERS' CAREER GAME-BY-GAME

2019 (Philadelphia)						2021 (Philadelphia)					
Game	No	Yds	Avg	Long	TD	Game	No	Yds	Avg	Long	TD
W-Was 9/8	11	25	2.3	19	0	W-@ Atl 9/12	15	74	4.9	23	0
L-@ Atl 9/15	10	28	2.8	5	0	L-SF 9/19	13	55	4.2	10	0
L-Det 9/22	13	53	4.1	14	0	L-@ Dal 9/27	2	27	13.5	24	0
W-@ GB 9/26	11	72	6.5	30	0	L-KC 10/3	7	13	1.9	5	0
W-NYJ 10/6	9	15	1.7	8	0	W-@ Car 10/10	11	45	4.1	18	0
L-@ Min 10/13	3	6	2.0	3	0	L-TB 10/14	9	56	6.2	23	0
L-@ Dal 10/20	6	21	3.5	7	0	L-@ LV 10/24	6	30	5.0	9	0
W-@ Buf 10/27	3	74	24.7	65t	1	W-@ Det 10/31					RESERVE/INJURED-Ankle
W-Chi 11/3	10	42	4.2	11	0	L-LAC 11/7					RESERVE/INJURED-Ankle
L-NE 11/17	11	38	3.5	7	0	W-@ Den 11/14					RESERVE/INJURED-Ankle
L-Sea 11/24	12	63	5.3	14	0	W-NO 11/21	16	94	5.9	25	0
L-@ Mia 12/1	17	83	4.9	13	0	L-@ NYG 11/28	9	64	7.1	27	0
W-NYG 12/9	15	45	3.0	10	0	W-@ NYJ 12/5	24	120	5.0	34	0
W-@ Was 12/15	19	122	6.4	56	1	W-Was 12/21	18	131	7.3	38	0
W-Dal 12/22	20	79	4.0	38	1	W-NYG 12/26	7	45	6.4	15	0
W-@ NYG 12/29	9	52	5.8	21	0	W-Was 1/2/22					INACTIVE/INJURED-Hand
Totals	179	818	4.6	65t	3	L-Dal 1/8/22					INACTIVE/INJURED-Hand
Totals						Totals	137	754	5.5	38	0
Playoffs											
L-Sea 1/5/20	14	69	4.5	18	0	L-@ TB 1/16/22	7	16	2.3	14	0
2020 (Philadelphia)						2022 (Philadelphia)					
Game	No	Yds	Avg	Long	TD	Game	No	Yds	Avg	Long	TD
L-Was 9/13						W-@ Det 9/11	13	96	7.4	24	1
L-LAR 9/20	20	95	4.8	15	1	W-Min 9/19	17	80	4.7	12	0
T-Cin 9/27	18	95	5.3	19	0	W-@ Was 9/25	15	46	3.1	13	0
W-@ SF 10/4	13	46	3.5	9	0	W-Jax 10/2	27	134	5.0	35	2
L-@ Pit 10/11	11	80	7.3	74t	2	W-@ Ari 10/9	15	58	3.9	12	0
L-Bal 10/18	9	118	13.1	74	0	W-Dal 10/16	18	71	3.9	13	1
W-NYG 10/22						W-Pit 10/30	9	78	8.7	21	1
W-Dal 11/1						W-@ Hou 11/3	17	93	5.5	25	1
L-@ NYG 11/15	15	85	5.7	14	1	L-Was 11/14	12	54	4.5	8	0
L-@ Cle 11/22	16	66	4.1	11	0	W-@ Ind 11/20	13	47	3.6	10	0
L-Sea 11/30	6	15	2.5	8	0	W-GB 11/27	21	143	6.8	28	2
L-@ GB 12/6	10	31	3.1	8	0	W-Ten 12/4	10	24	2.4	5	1
W-NO 12/13	14	115	8.2	82t	2	W-@ NYG 12/11	17	144	8.5	40t	2
L-@ Ari 12/20	17	64	3.8	10	0	W-@ Chi 12/18	11	42	3.8	18	0
L-@ Dal 12/27	15	57	3.8	7	1	L-@ Dal 12/24	21	65	3.1	13	0
L-Was 1/3/21						L-NO 1/1/23	12	61	5.1	14	0
Totals	164	867	5.3	82t	6	W-NYG 1/8/23	11	33	3.0	6	0
Totals						Totals	259	1,269	4.9	40t	11

2022 (Philadelphia), cont.					
Game	No	Yds	Avg	Long	TD
Playoffs					
W-NYG 1/21/23 ...	17	90	5.3	18	0
W-SF 1/29/23	11	42	3.8	13t	2
L-KC 2/12/23	7	16	2.3	6	0
Totals	35	148	4.2	18	2

2023 (Carolina)					
Game	No	Yds	Avg	Long	TD
L-@ Atl 9/10	18	72	4.0	10	0
L-NO 9/18	14	43	3.1	13	0
L-@ Sea 9/24	9	24	2.7	15	1
L-Min 10/1	13	19	1.5	6	0
L-@ Det 10/8	7	32	4.6	9	0
L-Mia 10/15	INACTIVE/INJURED-Shoulder				
W-Hou 10/29	2	0	0.0	4	0
L-Ind 11/5	6	39	6.5	11	0
L-@ Chi 11/9	2	-5	-2.5	1	0
L-Dal 11/19	11	50	4.5	15	0
L-@ Ten 11/26	15	28	1.9	15	0
L-@ TB 12/3	8	23	2.9	8	0
L-@ NO 12/10	10	74	7.4	48	0
W-Atl 12/17	6	2	0.3	3	0
L-GB 12/24	3	3	1.0	3	0
L-@ Jax 12/31	2	10	5.0	7	0
L-TB 1/7/24	3	18	6.0	13	0
Totals	129	432	3.3	48	1

2024 (Carolina)					
Game	No	Yds	Avg	Long	TD
L- @ NO 9/8	5	22	4.4	8	0
L-LAC 9/15	7	20	2.9	6	0
W-@ LV 9/22	7	17	2.4	6	1
L-Cin 9/29	6	32	5.3	14	0
L-@ Chi 10/6	2	6	3.0	4	0
L-Atl 10/13	3	1	0.3	3	0
L-@ Was 10/20	3	34	11.3	26	0
L-@ Den 10/27	1	7	7.0	7	0
W-NO 11/3	2	-5	-2.5	-2	0
W-NYG 11/10	2	5	2.5	4	0
L-KC 11/24	RESERVE/INJURED-Ankle				
L-TB 12/1	RESERVE/INJURED-Ankle				
L-@ Phi 12/8	RESERVE/INJURED-Ankle				
L-Dal 12/15	RESERVE/INJURED-Ankle				
W-Ari 12/22	RESERVE/INJURED-Ankle				
L-@ TB 12/29	RESERVE/INJURED-Ankle				
W-@ Atl 1/5/25	17	66	3.9	11	1
Totals	55	205	3.7	26	2

LUKE SCHOONMAKER

(SKOON-maker)

86 • Tight End

6-5 • 250 • 9/28/98

Michigan • D2-'23 (58th overall)

NFL: 3rd Year • Cowboys: 3rd Year

Games/Starts: 2024-17/6; Career-34/6

Postseason: 2024-0/0; Career-1/0



PRO: In the second round (58th overall) of the 2023 NFL Draft, the Dallas Cowboys selected a young tight end to groom for the future in Luke Schoonmaker. In his rookie year with the Cowboys, Schoonmaker played in all 17 games, tallying eight catches for 65 yards and two touchdowns, serving as the second tight end in Dallas' offensive packages. Schoonmaker improved in his second year, catching 27 passes for 241 yards with a touchdown. He will look to build on his 2024 season as he pairs up with Jake Ferguson as the primary tight end duo for Dallas.

TRANSACTION SUMMARY:

4/28/23: Drafted in the second round (58th overall) by Dallas.

2024:

- Played in all 17 games, making six starts, and recorded career highs in receptions (27) and receiving yards (241) while adding a touchdown.
- Made his first NFL start against New Orleans (9/15), where he tallied six receptions for 43 yards.
- Tied a career-best six receptions and set a career high with 56 receiving yards against Houston (11/18).
- Made his third career start and caught three passes for 55 yards and a go-ahead touchdown at Washington (11/24).
- Led the team with five receptions on Thanksgiving Day against the N.Y. Giants (11/28).

2023:

- Played in all 17 games and caught eight passes for 65 yards with two scores.
- Also made two tackles on special teams.
- Made his NFL debut on offense and special teams at the N.Y. Giants (9/10), then scored his first career touchdown on his first career reception - a one-yard catch in the second quarter against the N.Y. Jets (9/17). Became the fifth Cowboy since 1990 to score on his first career catch, joining Tony Curtis (2007), Ventell Bryant (2019), Dak Prescott (2020) and Terence Steele (2021).
- Reeled in two receptions for 23 yards, including an 18-yard touchdown pass in the first quarter at Carolina (11/19) - all season-bests. Became the eighth rookie tight end in franchise history with two receiving touchdowns in a season.
- Played on offense and special teams where he made his first career special teams tackle against Philadelphia (12/10).

COLLEGE:

- Completed a five-year collegiate career with 21 starts in 43 games played at Michigan, recording 54 catches for 637 yards and seven touchdowns.
- As a fifth-year senior in 2022, appeared in 12 games at tight end with 11 starts and caught 35 passes for 418 yards with three touchdowns while also playing on special teams as he earned All-Big-Ten third-team honors.
- Appeared in all 14 games in 2021 as a senior tight end and special teams contributor with 10 starts and caught 17 passes for 165 yards and three touchdowns, earning All-Big Ten honorable mention and the team's Most Improved Player honors.

- Appeared in all six games as a junior at tight end and on special teams but did not record any statistics in 2020.
- In 2019 as a sophomore, played in 10 games and caught two passes for 54 yards and one touchdown while also contributing on special teams.
- Appeared in one game as a true freshman in 2018 but did not record a catch.

PERSONAL:

- Attended Hamden, Conn., Hall Country Day School where he helped the team win the New England Preparatory School Athletic Council Championship in 2016 and led the team to win its regional bowl game in 2017.
- Played quarterback, wide receiver, tight end and cornerback during his high school career and accumulated 343 yards and one touchdown as a receiver, carried the ball 34 times for 306 yards and two touchdowns and threw for 201 yards and two touchdowns as a senior.
- Also was a pitcher and first baseman on the school's baseball team.
- Majored in communication and media at Michigan.

COMMUNITY:

- 2023 Rookie Club presented by Blockchain.com.
- 2023 Early Thanksgiving Meal at The Salvation Army.
- 2023 NFL My Cause My Cleats Campaign.
- 2024 NFL My Cause My Cleats Campaign - Archdioceses of the Military and St. Joseph's Helpers of Dallas.
- 2024 Dallas Cowboys Draft Day/Fan Appreciation Party.
- Crucial Catch Hope Lodge Visit.
- Play 60 Week events.
- Training Camp - Community Corner and Back Together Saturday.
- Training Camp Heroes Day.
- Annual Team Holiday Hospital Visits.
- Make-A-Wish Foundation of North Texas.
- Salvation Army Angel Tree Christmas Program.

SCHOONMAKER'S COWBOYS TOTALS

Year Team	GP-GS	RECEIVING					RUSHING				
		No	Yds	Avg	Long	TD	No	Yds	Avg	Long	TD
2023 Dallas.....	17-0	8	65	8.5	18t	2	0	0	0.0	0	0
2024 Dallas.....	17-6	27	241	8.9	24	1	0	0	0.0	0	0
Totals.....	34-6	35	306	8.7	24	3	0	0	0.0	0	0
Playoffs											
2023 Dallas.....	1-0	1	7	7.0	7	0	0	0	0.0	0	0

ADDITIONAL STATISTICS

Special Teams Tackles – 2023 (2-0-2), 2024 (2-2-4), Totals (4-2-6).

DAKODA SHEPLEY**64 • Center**

6-4 • 315 • 12/27/94

British Columbia • FA - 23

NFL: 2nd Year • Cowboys: 1st Year

Games/Starts: 2024-3/0; Career-16/0

Postseason: 2024-0/0; Career-0/0



PRO: The Dallas Cowboys gained a versatile offensive lineman when they signed Dakoda Shepley to their practice squad midway through the 2023 season. Shepley spent all of 2024 on the Cowboys practice squad and was elevated for three games. Overall, Shepley has played in 16 career games with three different teams - San Francisco, Seattle and Dallas. Shepley will look to add depth to a young offensive line room heading into 2025.

TRANSACTION SUMMARY:

- 3/13/25:** Signed a one-year contract with Dallas through 2025.
- 8/27/24:** Released and signed to Dallas' practice squad (8/28).
- 1/16/24:** Signed with Dallas as a Future.
- 9/21/23:** Signed to Indianapolis' practice squad, waived (10/17) and signed to Dallas' practice squad (10/31).
- 1/10/23:** Claimed off waivers by Indianapolis and waived (8/29).
- 9/1/22:** Signed to Dallas' practice squad, signed to the active roster (1/7/23) and waived (1/9/23).
- 4/19/22:** Re-signed with Seattle as an exclusive rights free agent and released (8/30).
- 9/1/21:** Claimed off waivers by Seattle.
- 1/4/21:** Signed with San Francisco as a Future and waived (8/31).
- 8/29/20:** Signed a one-year contract with San Francisco, released (9/5) and signed to the 49ers practice squad (9/6).
- 5/4/18:** Signed with the New York Jets as an undrafted free agent and waived (8/31).

2024 (Dallas):

- Spent the entire season on the practice squad and was elevated for three games, where he contributed on special teams and filled in on the offensive line for a few series.

2023 (Indianapolis/Dallas):

- Went to training camp with the Colts, was released at the cutdown date and signed to their practice squad.
- Released by Indianapolis (10/17) and signed to Dallas' practice squad for the remainder of the season.

2022 (Seattle/Dallas/Indianapolis):

- Signed with Seattle as a free agent, went to training camp with the team and was released at the cutdown date before signing to Dallas' practice squad.
- Appeared in four games with the Cowboys before Indianapolis claimed him off waivers the week after the regular season concluded.

2021 (San Francisco/Seattle):

- Signed a Reserve/Future contract with San Francisco and was released following training camp. After being released, Seattle claimed him off waivers.
- Saw action in eight games with the Seahawks, playing mostly on special teams.

2020 (San Francisco):

- Signed with San Francisco as a free agent the week before the regular season and was released in Week 1. The next day, Sept. 6, San Francisco signed him to the practice squad for the remainder of the season.
- Appeared in one game for the 49ers, making his NFL debut at Dallas (12/20).

2019 (CFL):

- Appeared in 18 games on the offensive line with the Canadian Football League's Saskatchewan Roughriders.

2018 (N.Y. Jets):

- Signed with the New York Jets as an undrafted free agent, went to camp with the team and was released at the cutdown date.

COLLEGE:

- Made 31 career starts in 32 games in four years (2014-17) at the University of British Columbia.
- Showed his versatility appearing at center and guard.
- As a senior in 2017, was named Canada West all-star at right tackle.
- Helped the Thunderbirds claim the 2015 Vanier Cup championship as a sophomore.

PERSONAL:

- Attended Holy Names Catholic High School in Windsor, Ontario, where he began playing football as a junior.
- Started his athletic career as a hockey player.
- Majored in arts at British Columbia.
- Worked as an extra in the 2018 blockbuster, Deadpool 2, appearing as "Omega Red," a villain known for his fights with Wolverine. As the movie was being filmed in British Columbia near Shepley's college campus, his teammates told him about signing up to be an extra in films as a way to make some extra money.
- Appeared as a body double and stuntman in the Netflix film, Game Over, Man!

COMMUNITY:

- 2023 Prison Fellowship Camp.
- 2023 Early Thanksgiving Meal at The Salvation Army.
- 2025 National Medal of Honor Museum Tour.
- National Medal of Honor Museum Veteran's Lunch.
- Annual Team Holiday Hospital Visits.

SHEPLEY'S NFL TOTALS

GAMES/STARTS: 2020 (1/0-SF); 2021 (8/0-Sea); 2022 (4/0); 2023 (0/0-PS, 0/0-PS), 2024 (3/0). **Totals: (16/0, 0/0).**

TRENT SIEG (SIG)
44 • Long Snapper

6-4 • 255 • 5/19/95
Colorado State • FA-23
NFL: 8th Year • Cowboys: 3rd Year
Games/Starts: 2024-17/0; Career-114/0
Postseason: 2024-0/0; Career-2/0



PRO: The Dallas Cowboys signed long snapper Trent Sieg in the 2023 offseason to provide a veteran presence and stabilizing force at the ignition point of their special teams units. Sieg originally signed with Baltimore as an undrafted rookie in 2018 but was released after training camp and caught on with the Raiders, where he served as the primary long snapper for five seasons. He has played in 114 games over his seven-year career and has become an integral piece to Dallas' field goal operation. In 2025 Sieg signed a three-year extension with Dallas, keeping him with the Cowboys through 2027.

TRANSACTION SUMMARY:

- 3/10/25:** Signed a three-year extension with Dallas through 2027.
- 3/12/24:** Signed a one-year contract with Dallas through 2024.
- 3/22/23:** Signed a one-year contract with Dallas through 2023.
- 3/19/23:** Released by Las Vegas.
- 3/3/21:** Signed a three-year contract with Las Vegas through 2023.
- 3/23/20:** Signed a one-year contract with Las Vegas.
- 3/20/19:** Signed a one-year contract with Oakland.
- 4/30/18:** Signed with Baltimore as an undrafted free agent, released (8/31) and signed with Oakland (9/12).

2024:

- Snapped in all 17 games, notching three special teams tackles, and provided a key component to the field goal operation, as Brandon Aubrey made a franchise record 40 field goals.

2023:

- Snapped in all 17 games, recording two special teams tackles and providing a key component to the field goal operation, as first-year kicker Brandon Aubrey established multiple team and league records.

2022 (Las Vegas):

- Snapped in all 17 games, recording two special teams tackles.

2021 (Las Vegas):

- Played in 16 games and helped kicker Daniel Carlson set the franchise record for points scored in a single season (150), converting 40-of-43 field goals, and also provided clean snaps to Pro Bowl punter AJ Cole.

2020 (Las Vegas):

- Played in 16 games and helped Carlson break his previous franchise record for single-season field goal percentage, finishing with a mark of 94.3 percent, while helping the Raiders record the fourth-most percentage of punts ending inside the 20-yard line (45.5%) .

2019 (Oakland):

- Appeared in all 16 games for the first time in his career, snapping to Cole and helped him register the fifth-most punts inside the 20-yard line in the NFL (33). Added two special teams tackles.

2018 (Baltimore/Oakland):

- Played in 15 games his rookie season with the Raiders and aided Carlson to a then franchise-record 94.1 field goal percentage.
- Signed with Baltimore as an undrafted free agent, but was released after camp and signed with the Raiders.

COLLEGE:

- Appeared in 52 games for Colorado State, never missing a snap throughout his four-year career, and recorded six special teams tackles.
- Played in all 13 games in 2017 as a senior, earning Academic All-Mountain West honors, making two tackles.
- Played in all 13 games in 2016, snapping to first-team All-Mountain West punter Hayden Hunt as a junior.
- As a sophomore, played in all 13 games, recording two tackles and snapped to Ray Guy Award finalist and All-America punter Hunt, who ranked fifth nationally with 46.0 yards-per-punt.
- Recorded two tackles and snapped in all 13 games as a redshirt freshman in 2014.
- Redshirted in 2013.

PERSONAL:

- Senior Captain at Eaton, Colo., High School, earning All-Colorado and all-conference honors as a linebacker, racking up 67 tackles and 10.0 sacks. Added 29 catches for 510 yards as a tight end.
- Earned academic All-Colorado honors in 2011 and 2012.
- Also lettered in baseball and basketball.
- Majored in mechanical engineering at Colorado State.
- He and his wife, Carly, have a son, Elijah.

COMMUNITY:

- 2023 Prison Fellowship Camp.
- Training Camp - Community Corner and Back Together Saturday.
- Training Camp Heroes Day.
- 2023 Early Thanksgiving Meal at The Salvation Army.
- 2023 NFL My Cause My Cleats campaign.
- 2024 NFL My Cause My Cleats Campaign - The Fletcher Foundation.
- 2025 Reliant Home Run Derby benefiting the Salvation Army.
- Annual Team Holiday Hospital Visits.
- Make-A-Wish Foundation of North Texas.
- Salvation Army Angel Tree Christmas Program.

SIEG'S NFL TOTALS

GAMES/STARTS (regular season, playoffs): 2018 (15/0-LV); 2019 (16/0-LV); 2020 (16/0-LV); 2021 (16/0, 1/0-LV); 2022 (17/0-LV); 2023 (17/0, 1/0), 2024 (17/0). **Total: 114/0, 2/0.**

ADDITIONAL STATISTICS

Special Teams Tackles – 2019 (2-0-2), 2022 (0-2-2), 2023 (1-1-2), 2024 (2-1-3). **Totals: (5-4-9).**

MAZI SMITH

58 • Defensive Tackle

6-3 • 315 • 6/16/01
Michigan • DT-23 (26th overall)
NFL: 3rd Year • Cowboys: 3rd Year
Games/Starts: 2024-17/17; Career-34/20
Postseason: 2024-0/0; Career-1/0



PRO: The Dallas Cowboys bolstered the interior of their defensive line with the selection of Mazi Smith in the first round (26th overall) of the 2023 NFL Draft. Smith fits the build as a quality space eater and continually displayed his strength as a run stuffer through his final two seasons at Michigan. Over his first two NFL seasons, Smith has played in all 34 regular season games, and most recently in 2024, Smith made a second-year jump where he started all 17 games and recorded a career-highs in tackles (44) and tackles for loss (four). He will continue to be a key component of Dallas' interior defensive line in 2025.

TRANSACTION SUMMARY:

4/27/23: Drafted in the first round (26th overall) by Dallas.

2024:

- Started all 17 games and recorded a career-high 44 tackles, four tackles for loss, four pressures and a sack.
- Registered four tackles, one tackle for loss and a pressure at the N.Y. Giants (9/26).
- Logged a career-high five tackles against Houston (11/18).

2023:

- As a rookie, tallied 15 tackles, two tackles for loss, a sack and five quarterback pressures while starting three-of-17 games.
- In his NFL debut at the N.Y. Giants (9/10), posted two tackles, a tackle for loss and a quarterback pressure - the first starts of his career. Part of a defense whose 40-0 victory marked the largest shutout in Cowboys history and the largest shutout in a NFL season opener since 1999 when Pittsburgh defeated Cleveland 43-0.
- Logged a season-best three tackles, a tackle for loss and a quarterback pressure against the N.Y. Giants (11/12), then notched a tackle and a season-high two pressures at Carolina (11/19).
- In his first career start at Buffalo (12/17), logged his first career sack along with a tackle, then started the next two contests at Miami (12/24) and against Detroit (12/30).

COLLEGE:

- As a senior was named first-team All-Big Ten and was on the Bednarik Award watch list after starting all 14 games and had a career-best 48 tackles with three for loss, a half sack, a forced fumble and a fumble recovery.
- Academic All-Big Ten as a junior in 2021, starting all 14 games at nose tackle where he tallied 37 tackles, three tackles for losses, four pressures and four breakups.
- As a sophomore, earned Academic All-Big Ten, seeing action in five games, posting three tackles and a tackle for loss in 2020.
- Earned his first varsity letter, playing in two games as a true freshman in 2019 and notched a pair of tackles.

PERSONAL:

- Helped East Kentwood, Mich., High School to the state quarterfinals as a senior, finishing with 81 tackles, with 18 for loss, and three forced fumbles.
- Played in the 2019 Under Armour All-American Game and earned two selections to the *Detroit News* All-State Team.
- Majorred in creative writing and literature at Michigan.

COMMUNITY:

- 2023 Rookie Club presented by Blockchain.com.
- Play 60 Week events.
- Training Camp - Community Corner and Back Together Saturday.
- Training Camp Heroes Day.
- 2023 Early Thanksgiving Meal at The Salvation Army.
- 2023 NFL My Cause My Cleats campaign.
- Annual Team Holiday Hospital Visits.
- Make-A-Wish Foundation of North Texas.
- Salvation Army Angel Tree Christmas Program.

M. SMITH'S COWBOYS TOTALS

Year Team	GP-GS	DEFENSE								INTERCEPTIONS				FUMBLES REC					
		ST	AT	TT	Sks-Yds	Tkl/Ls	QB Prs	PBU	FF	No	Yds	Avg	Lg	TD	No	Yds	Avg	Lg	TD
2023 Dallas.....	17-3	8	7	15	1.0(-9)	2(-5)	5	0	0	0	0	0	0.0	0	0	0	0.0	0	0
2024 Dallas.....	17-17	23	21	44	1.0(-5)	4(-6)	4	0	0	0	0	0	0.0	0	0	0.0	0	0	0
Totals.....	34-20	31	28	59	2.0(-14)	6(-11)	9	0	0	0	0	0	0.0	0	0	0.0	0	0	0
Playoffs																			
2023 Dallas.....	1-0	0	0	0	0.0(0)	0(0)	0	0	0	0	0	0	0.0	0	0	0.0	0	0	0

M. SMITH'S CAREER GAME-BY-GAME DEFENSE

Game	2023 (Dallas)								2024 (Dallas)							
	ST	AT	TT	Sks Yds	Tkl/Ls	QB Prs	PBU	Game	ST	AT	TT	Sks Yds	Tkl/Ls	QB Prs	PBU	
W-@ NYG 9/10.....	1	1	2		1(-2)	1		W-@ Cle 9/8.....								
W-NYJ 9/17.....								L-NO 9/15.....	0	1	1					
L-@ Ari 9/24.....	0	1	1					L-Bal 9/22.....	3	0	3					
W-NE 10/1.....	0	1	1					W-@ NYG 9/26.....	2	2	4		1(-3)	1		
L-@ SF 10/8.....	1	0	1					W-@ Pit 10/6.....	3	1	4					
W-@ LAC 10/16....	0	1	1					L-Det 10/13.....	2	1	3					
W-LAR 10/29.....	1	0	1					L-@ SF 10/27.....	1	2	3			1		
L-@ Phi 11/5.....								L-@ Atl 11/3.....								
W-NYG 11/12.....	3	0	3		1(-3)	1		L-Phi 11/10.....	3	1	4		1(-1)	1		
W-@ Car 11/19.....	0	1	1			2		L-Hou 11/18.....	2	3	5					
W-Was 11/23.....	1	1	2			1		W-@ Was 11/24.....	1	3	4		1(-1)	1		
W-Sea 11/30.....								W-NYG 11/28.....	0	2	2	0.5(-4)				
W-Phi 12/10.....								L-Cin 12/9.....	0	2	2					
L-@ Buf 12/17.....	0	1	1	1.0(-9)				W-@ Car 12/15.....	1	0	1					
L-@ Mia 12/24.....	1	0	1					W-TB 12/22.....	2	1	3					
W-Det 12/30.....								L-@ Phi 12/29.....	2	2	4		1(-1)			
W-@ Was 1/7/24....								L-Was 1/5/25.....	1	0	1	0.5(-1)				
Totals.....	8	7	15	1.0(-9)	2(-5)	5		Totals.....	23	21	44	1.0(-5)	4(-6)	4		

Playoffs

L-GB 1/14/24.....

TYLER SMITH

73 • Guard


6-5 • 328 • 4/3/01

Tulsa • DJ-'22 (24th overall)

NFL: 4th Year • Cowboys: 4th Year

Games/Starts: 2024-16/16; Career-47/47

Postseason: 2024-0/0; Career-3/3



PRO: The Dallas Cowboys addressed an immediate need while also looking to the future when they drafted Tyler Smith in the first round (24th overall) of the 2022 NFL Draft. He prepped down the road from the Cowboys facility at North Crowley High School outside of Fort Worth before his three-year collegiate career at Tulsa. In his rookie campaign, Smith was called to duty at left tackle after incumbent starter Tyrion Smith went down with an injury at the end of training camp. Smith did not miss a beat, starting all 17 games of his rookie year - 16 at left tackle and one at left guard - and solidified the left side of the Cowboys offensive line. Smith developed into a prominent force on the offensive line in Year Two, earning his first Pro Bowl nod and garnering second-team All-Pro honors with 14 starts at left guard for the top offense in terms of points-per-game (29.9). In 2024 Smith earned his second consecutive Pro Bowl nod at left guard, becoming one-of-four offensive linemen in Cowboys history to be named to multiple Pro Bowls in his first three seasons, joining Zack Martin (three), Travis Frederick (two) and Larry Allen (two).

TRANSACTION SUMMARY:

4/28/22: Drafted in the first round (24th overall) by Dallas.

2024:

- Started 16 games - 15 at left guard and one at left tackle - and earned his second consecutive Pro Bowl nod, joining Zack Martin, Travis Frederick and Larry Allen as the only four offensive linemen to garner multiple Pro Bowl selections in their first three seasons.
- Missed his only game of the season with an ankle injury at Washington (11/24).
- At Pittsburgh (10/6), started at left guard before shifting to left tackle when Tyler Guyton left the game with an injury in the second quarter. Blocked for an offense that recorded a season-high 445 yards.
- Started at left tackle against Detroit (10/13) in place of an injured Guyton.

2023:

- Started 14 games at left guard - missing three games with injuries - and earned his first Pro Bowl nod and second-team All-Pro honors.
- Missed the first two games of the season with a nagging hamstring injury, then returned to start at left guard at Arizona (9/24) and blocked for an offense that accumulated 416 total yards and a season-high 185 rushing yards. The offense also notched 26 first downs, including a season-best 12 rushing first downs that tied the most rushing first downs in a game since Head Coach Mike McCarthy arrived in 2020 - against Carolina (10/3/21) and at Minnesota (11/20/22).
- Provided blocking for 43 points and 285 passing yards as part of 387 yards and 24 first downs against the LA Rams (10/29). Behind the line's protection, Dak Prescott threw for 304 yards and a season-high tying four touchdowns.
- In a historic performance, the offense produced a season-high 640 yards behind the guidance of the offensive line against the N.Y. Giants (11/12), the second-most yards in a single-game in franchise history. The line did not allow a sack of a Cowboys quarterback for the second time this season as Prescott passed for a season-best 404 yards on 35 attempts.
- Part of an offense that rolled up 41 points, 411 yards and 33 first downs - tied for the second most in a game in franchise history - against Seattle (11/30).
- Left in the second half of the game against Detroit (12/30) with a foot injury and did not return, missing the next week at Washington (1/7/24) with the injury.
- Returned and blocked for an offense that rolled up 510 yards in the Wild Card Game against Green Bay (1/14/24) - second-highest number in a single game in franchise postseason history - and 37 first downs (first in postseason team history). Provided protection for Prescott to throw for a team postseason record 403 yards and three touchdowns (tied for fourth).

2022:

- Started all 17 games as a rookie - 16 at left tackle and one at left guard - and both postseason contests.
- Made his NFL debut and first career start in the season opener against Tampa Bay (9/11), becoming the first rookie in team history to start a season opener at left tackle - 13th rookie offensive lineman overall in team history.
- Part of an offensive line that allowed only one sack of Cooper Rush against Cincinnati (9/18), making his second career start in place of Prescott.
- Assisted the offense in scoring touchdowns on each of its first four possessions against Chicago (10/30), the first time a Cowboys team opened the game with four straight touchdowns since 2014 against Indianapolis (12/21). The offense also converted nine-of-11 third down chances, an 81.8% conversion rate that served as the highest percentage by a Cowboys team within the last 40 seasons.
- The Dallas offense registered season-highs in net yards (458) and time of possession (37:24) and scored a touchdown or field goal on its first seven drives - the first time in team history that has occurred (since 1978 when the NFL expanded to a 16-game schedule) - at Minnesota (11/20).
- Started at left guard in his postseason debut at Tampa Bay (1/16/23), shifting to left tackle in the second quarter after Jason Peters left the game with an injury, and helped block for an offense that totaled 425 yards, 26 first downs and a 34:34 time of possession.
- Started at left tackle in the Divisional Round at San Francisco (1/22/23).

COLLEGE:

- Started 23-of-25 games at Tulsa at left tackle, earning numerous accolades.
- Started 12 games at left tackle and named second-team All-AAC as a redshirt sophomore.
- Freshman All-America selection and first-team All-AAC honoree as a redshirt freshman, starting all nine games at left tackle.
- Redshirted as a true freshman, playing in the final four games with two starts at left tackle.

PERSONAL:

- Three-year letterwinner from North Crowley High School in Fort Worth, Texas, playing both guard and tackle.
- Earned first-team all-district as a junior.
- Majored in finance at Tulsa.

COMMUNITY:

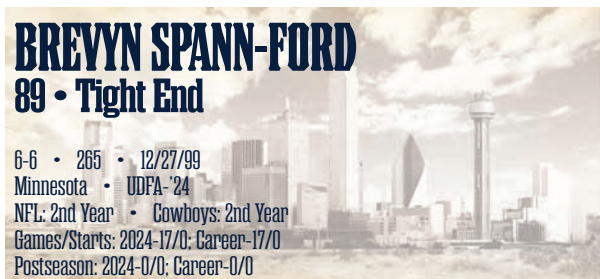
- 2022 Rookie Club presented by Blockchain.com.
- 2022 Reliant Home Run Derby benefiting the Salvation Army.
- 2025 Reliant Home Run Derby benefiting the Salvation Army.
- 2022-23 Early Thanksgiving Day Meal at The Salvation Army.
- 2022 NFL My Cause My Cleats Campaign.
- 2023 Dallas Cowboys Draft Day/Fan Appreciation Party.
- Training Camp - Community Corner and Back Together Saturday.
- Training Camp Heroes Day.
- 2024 National Medal of Honor Hard Hat Tour.
- Play 60 Week events.
- Hispanic Heritage outreach.
- Read Across America Day.
- The 2025 Salvation Army Spring Break Event at Dave & Busters.
- 2025 Tyler Smith Youth Football Camp hosted at Crowley ISD.
- Annual Team Holiday Hospital Visits.
- Make-A-Wish Foundation of North Texas.

T. SMITH'S COWBOYS TOTALS

GAMES/STARTS (regular season, playoffs): 2022 (17/17, 2/2); 2023 (14/14, 1/1); 2024 (16/16). **Totals: 47/47, 3/3.**

BREYVN SPANN-FORD
89 • Tight End

6-6 • 265 • 12/27/99
 Minnesota • UDFA '24
 NFL: 2nd Year • Cowboys: 2nd Year
 Games/Starts: 2024-17/0; Career-17/0
 Postseason: 2024-0/0; Career-0/0




PRO: Breynv Spann-Ford signed with the Dallas Cowboys as an undrafted free agent following the 2024 NFL Draft after spending six seasons at the University of Minnesota. In his first season with Dallas, Spann-Ford was the only undrafted rookie to make the initial 53-man roster out of training camp. Known for his physical run blocking, Spann-Ford also added nine receptions as a tight end in 2024 while also playing on most special teams units, seeing action in all 17 games.

TRANSACTION SUMMARY:

5/9/24: Signed with Dallas as an undrafted free agent.

2024:

- Saw action in all 17 regular season games as a rookie, tallying nine receptions for 88 yards while also serving as a key contributor on special teams, where he made three tackles.
- Made his NFL debut at tight end at Cleveland (9/8), where he served as a run blocker and played on special teams.
- Recorded his first career receptions at Pittsburgh (10/6), reeling in two passes for 20 yards.
- Set career-highs in receptions (four) and receiving yards (42) against Houston (11/18).

COLLEGE:

- Spent six seasons at Minnesota (2018-23) as a reliable pass catcher and a proven run blocker. In his collegiate career, recorded 95 career receptions for 1,061 yards and seven touchdowns.
- As a super senior in 2023, started all 12 regular season games and recorded 25 receptions for 239 yards and two touchdowns. Also excelled as a blocker for an offense that rushed for 2,264 yards and 13 touchdowns.
- Started all 13 games in 2022 as a senior and led the Golden Gophers in receptions (42) and was second in receiving yards (497) and receiving touchdowns (two).
- As a junior in 2021, started three-of-13 games and reeled in 23 receptions for 296 yards and one touchdown.
- Competed in six games in the 2020 pandemic-shortened season, and his lone catch of the season was a four-yard touchdown reception as a sophomore.
- Appeared in 12 games as a redshirt freshman and made four catches for 25 yards and one touchdown in 2019.
- Redshirted as a freshman in 2018.

PERSONAL:

- Played on both sides of the ball at St. Cloud, Minn., Technical Senior High School and holds school records in receptions (176), receiving yards (2,657) and receiving touchdowns (38).
- As a senior in 2017, hauled in 46 receptions for 770 yards and 16 touchdowns while recording 79 tackles and 10 tackles for loss at defensive end.
- Named a finalist for the 2017 Mr. Football Award in Minnesota and was rated the No. 1 recruit in Minnesota by 247Sports.
- Earned his degree in sports management from Minnesota.

COMMUNITY:

- 2024 NFL My Cause My Cleats Campaign - Team One Four Fund.
- 2024 Rookie Club: The Salvation Army Angel Tree Load-In.
- 2024 Early Thanksgiving Meal at The Salvation Army.
- 2024 Hope Lodge Crucial Catch Event.
- 2024 Rookie Club: Everybody Plays Field Day.
- 2025 STEM Field Day with Boys and Girls Club and The Salvation Army youth.
- National Medal of Honor Museum Veteran's Lunch.
- Annual Team Holiday Hospital Visits.

SPANN-FORD'S COWBOYS TOTALS

Year Team	GP-GS	RECEIVING					RUSHING				
		No	Yds	Avg	Long	TD	No	Yds	Avg	Long	TD
2024 Dallas.....	17-0	9	88	9.8	18	0	0	0	0.0	0	0

ADDITIONAL STATISTICS

Special Teams Tackles – 2024 (2-1-3).

TERENCE STEELE

78 • Tackle

6-6 • 320 • 6/4/97

Texas Tech • UDFA-20

NFL: 6th Year • Cowboys: 6th Year

Games/Starts: 2024-17/17; Career-79/74

Postseason: 2024-0/0; Career-2/1



PRO: After signing with Dallas as an undrafted free agent following the 2020 NFL Draft, Terence Steele could have been considered a long shot to make the roster, but with a rash of injuries to the offensive line through training camp and the 2020 season, the Cibolo, Texas, native not only earned a roster spot, but he also took on the starting right tackle job in place of La'el Collins (hip). Steele gained valuable NFL experience as a rookie, starting 14-of-16 games he played. His experience as a rookie, as well as a focused offseason conditioning program, paid dividends for Steele in his second season as he started 13-of-16 games he played - seeing time at both tackle spots in 2021. With the departure of Collins, Steele took the reigns of the right tackle spot in 2022 and started 13 games on the right side of the line before a knee injury prematurely ended his breakout campaign, and he went to the Reserve/Injured list for the remainder of the season. After spending the offseason rehabbing, Steele signed a five-year extension prior to the 2023 regular season, keeping him in Dallas as a fixture on the right side of the offensive line for the long haul. Steele returned to start all 17 games in both the 2023 and 2024 seasons, and he has played the second-most snaps (2,364) among all NFL offensive linemen over the last two seasons, trailing only Detroit's Penei Sewell (2,426).

TRANSACTION SUMMARY:

- 9/4/23: Signed a five-year contract with Dallas through 2028.
- 4/20/23: Signed a one-year contract with Dallas as a restricted free agent through 2023.
- 12/14/22: Placed on Reserve/Injured with a knee injury.
- 5/2/20: Signed with Dallas as an undrafted free agent.

2024:

- Started all 17 regular season games at right tackle for the second straight season and was the only Cowboy to play 100% of the offensive snaps on the season.
- After season-ending knee injury in 2022, has played in every game in the 2023 and 2024 seasons. Has also played the second-most snaps (2,364) among all NFL offensive linemen from 2023-24, trailing only Detroit's Penei Sewell (2,426).
- Blocked for an offense that recorded a season-high 445 yards at Pittsburgh (10/6). Also added 25 first downs and 109 yards on the ground.
- At Carolina (12/15) assisted an offense that generated 410 net yards with a season-high 211 rushing yards, three touchdowns and 24 first downs.

2023:

- Started all 17 games at right tackle for the first time in his career, blocking for the top scoring offense in the league (29.9 points-per-game) and the fifth-best offense in terms of yards-per-game (371.6).
- Part of an offense that commanded the time of possession with a mark of 42:15 against the N.Y. Jets (9/17), the second highest amount for a non-overtime, regular season game in franchise history.
- Blocked for an offense that accumulated 416 yards and a season-high 185 rushing yards at Arizona (9/24).
- In a historic performance, the offense produced a season-high 640 yards behind the guidance of the offensive line against the N.Y. Giants (11/12), the second most yards gained in a single game in franchise history. The line did not allow a sack of a Cowboys quarterback for the second time this season as Prescott passed for a season-best 404 yards on 35 attempts.
- Part of an offense that rolled up 41 points, 411 yards and 33 first downs - tied for the second most in a game in franchise history - against Seattle (11/30).
- Blocked for the offense to roll up 510 yards in the Wild Card Game against Green Bay (1/14/24) - second highest number in a single game in franchise postseason history - and 37 first downs (first in postseason team history). Provided protection for Prescott to throw for a team postseason record 403 yards and three touchdowns (tied for fourth).

2022:

- Started 13 games at right tackle before suffering a knee injury in Week 14 that forced him to the Reserve/Injured list and ended his season.
- Part of an offensive line that allowed only one sack of Cooper Rush against Cincinnati (9/18), making his second career start in place of Prescott.
- Named a team captain and assisted the offense in scoring a touchdown on each of its first four possessions against Chicago (10/30), the first time a Cowboys team opened the game with four straight touchdowns since 2014 against Indianapolis (12/21). The offense also converted nine-of-11 third down chances, an 81.8% conversion rate, that served as the highest percentage by a Cowboys team within the last 40 seasons.
- The Dallas offense registered season highs in net yards (458) and time of possession (37:24) and scored a touchdown or field goal on its first seven drives - the first time in team history that has occurred (since 1978 when the NFL expanded to a 16-game schedule) - at Minnesota (11/20).
- The offense helped power the team to 54 points (48 on offense) - the only team in 2022 to top 50 points and the fifth most points in team history - and a season-high 220 rushing yards against Indianapolis (12/4).
- Injured his knee in the second quarter against Houston (12/11) and did not return for the season.

2021:

- Started 13-of-16 games he played - seven at right tackle; six at left tackle.
- Started in place of Collins (suspension) for the Week 2 win at the LA Chargers (9/19).
- The offense rushed for a season-high 245 yards with a 7.2 yard-per-carry average behind Ezekiel Elliott's 143-yard effort against Carolina (10/3).
- In the win against the N.Y. Giants (10/10), the offense rolled up 515 yards - 201 rushing and 314 passing - to mark the first time since 1983 the Cowboys had 200-plus rushing yards and 300-plus passing yards.
- In totaling 567 yards at New England (10/17), the Cowboys compiled the most passing yards (445) against a Bill Belichick-coached team.
- Started at left tackle in place of Tyron Smith (ankle) against Denver (11/7) and against Atlanta (11/14).
- Missed the game at New Orleans (12/2) on the COVID list, but returned as a reserve at Washington (12/12) and saw time in the second quarter in place of Collins (cramping) and again in the fourth quarter with Collins ejected.
- At the N.Y. Giants (12/19) started in place of Smith and rotated series with Ty Nsekhe.
- With a touchdown catch against Washington (12/26), became the first Dallas offensive lineman with a touchdown reception in franchise history.
- Started the finale at Philadelphia (1/8/22) in place of Smith (Reserve/COVID-19), then saw time as a reserve lineman and on special teams in his postseason debut against San Francisco (1/16/22).

2020:

- Was one-of-three (Rico Dowdle and Sean McKeon) rookie free agents to make the roster out of training camp, and due to injuries along the line, played in all 16 games, starting 14 at right tackle.
- Made his NFL debut at the LA Rams (9/13), starting in place of Collins (hip), becoming the first Cowboys rookie to start at right tackle in a season opener since Tyron Smith in 2011. Joined Charlie Granger (right tackle, 1961) as the only Cowboys undrafted free agents to start a season-opener as a rookie.
- Also joined CeeDee Lamb and Trevon Diggs as starters to mark the first time Dallas had three rookies start a season opener since Antonio Bryant, Andre Gurode and Roy Williams in 2002.
- Called into action at right tackle after Martin (calf) was injured against Washington (11/26).
- Finished the year starting the final five games at right tackle.

COLLEGE:

- Four-year starter (47 games), who left Texas Tech as a two-time All-Big 12 offensive tackle and team captain.
- Started the first 37 games of his career before missing the first two games of 2019 due to injury.
- Anchored a line that only allowed 18 sacks in 2019 despite attempting the third-most passes in the nation (531).
- Showed his ability to play both sides of the line, as he rotated back and forth from right tackle to left tackle throughout his time in Lubbock.
- Started at left tackle as a redshirt freshman in 2016 for a Red Raider offense that featured reigning Super Bowl MVP Patrick Mahomes as the quarterback.
- Named to the All-Big 12 freshman team by Athlon Sports in 2016, helping the Texas Tech offense lead the nation in both passing yards and total offense.

PERSONAL:

- Rated a three-star prospect out of Steele High School in Cibolo, Texas.
- Second-team all-state selection by Dave Campbell's Texas Football.
- As a senior, named unanimous first-team All-District 25-6A and *San Antonio Express-News* first-team all-area.
- Graded out at 96 percent as a senior in 2014 with 42 pancakes and 55 knockdowns.
- Earned his degree in sport management at Texas Tech.

COMMUNITY:

- 2020 Rookie Club Salute to Service Week.
- 2021-24 NFL My Cause My Cleats campaign - National Medal of Honor Museum.
- 2024 National Medal of Honor Hard Hat Tour.
- 2025 National Medal of Honor Museum Tour.
- National Medal of Honor Museum Veteran's Lunch.
- 2025 Reliant Home Run Derby benefiting the Salvation Army.
- WrestleMania 38 Special Olympics Camp.
- Training Camp - Community Corner and Back Together Saturday.
- Training Camp Heroes Day.
- Salute to Service week events.
- Annual Team Holiday Hospital Visits.
- Make-A-Wish Foundation of North Texas.

STEELE'S COWBOYS TOTALS

GAMES/STARTS: 2020 (16/14); 2021 (16/13, 1/0); 2022 (13/13, 0/0-IR); 2023 (17/17, 1/1); 2024 (17/17). **Totals: (79/74, 2/1).**

ADDITIONAL STATISTICS

Receptions – 2021 (1 for 1 yard, 1 TD).

JOHN STEPHENS

49 • Tight End

6-6 • 240 • 9/23/99

Louisiana • UDFA '23

NFL: 3rd Year • Cowboys: 3rd Year

Games/Starts: 2024-0/0; Career-0/0

Postseason: 2024-0/0; Career-0/0



PRO: After signing with Dallas as an undrafted free agent following the 2023 NFL Draft, John Stephens made a mark in the preseason, catching six passes for 62 yards and a touchdown before suffering a season-ending knee injury in the second preseason game. He spent 2023 on Reserve/Injured, and after an offseason of rehab, he returned in 2024 and made the initial 53-man roster out of training camp. Unfortunately, he was inactive for the first six games of the 2024 season before suffering another season-ending knee injury during practice. Once again, Stephens spent the offseason rehabbing his knee and will compete for an opportunity to see his first regular season game action in 2025.

TRANSACTION SUMMARY:

10/26/24: Placed on Reserve/Injured with a knee injury.

8/29/23: Placed on Reserve/Injured with a knee injury.

5/12/23: Signed with Dallas as an undrafted free agent.

2024:

- Spent the first three games inactive with a hamstring injury, then was a healthy inactive the next three games before tearing his ACL during practice and was placed on Reserve/Injured for the remainder of the season.

2023:

- Signed with Dallas as an undrafted free agent and was placed on injured reserve for the season after suffering a knee injury in the preseason game at Seattle (8/19).

COLLEGE:

- Transferred to Louisiana for two seasons after spending his first three years at TCU. In his two seasons with the Ragin' Cajuns, played in 27 games and caught 27 passes for 451 yards with seven touchdowns.
- In 2022 recorded 14 receptions for 284 yards and three touchdowns, including a career-long 55-yard catch.
- Caught 13 passes for 167 yards and four touchdowns in his first season at Louisiana.
- In his final season with TCU, appeared in all 12 games in 2019 and totaled 11 receptions for 157 yards.
- Played in eight games as a true freshman and had two receptions for 58 yards, with one of those receptions a 47-yard catch against Oklahoma.

PERSONAL:

- Ranked as the top athlete in Louisiana by 247Sports.com out of Logansport, La., High School, tallying 1,001 yards and 17 touchdowns as senior season, adding 64 tackles and 12 tackles for loss as a defensive lineman.
- Earned his degree in general studies.

COMMUNITY:

- Play 60 Week events.
- Training Camp - Community Corner and Back Together Saturday.
- Training Camp Heroes Day.
- 2023 Rookie Club presented by Blockchain.com.
- 2023 Early Thanksgiving at The Salvation Army.

STEPHENS' COWBOYS TOTALS

Year Team	GP-GS	RECEIVING					RUSHING				
		No	Yds	Avg	Long	TD	No	Yds	Avg	Long	TD
2023 Dallas.....	0-0										
2024 Dallas.....	0-0										
Totals.....	0-0	0	0	0.0	0	0	0	0.0	0	0	
Playoffs											
2023 Dallas.....	0-0										

JUANYEH THOMAS

2 • Safety

(ONE-year)



6-1 • 215 • 6/24/00
 Georgia Tech • UDFA '22
 NFL: 3rd Year • Cowboys: 3rd Year
 Games/Starts: 2024-13/0; Career-29/1
 Postseason: 2024-0/0; Career-1/0

PRO: Juanyeh Thomas signed with the Dallas Cowboys as an undrafted free agent following the 2022 NFL Draft. Thomas brings a versatile skillset to the Cowboys, with the ability to play all core special teams units and also return kicks. He spent the 2022 season on Dallas' practice squad but made the active roster following training camp in 2023 and played in 16 games. In the 2023 season opener at the N.Y. Giants, Thomas blocked a field goal that was returned 58 yards for a touchdown, Dallas' first touchdown of the season. Thomas showcased his special teams versatility in 2024, returning seven kicks for 187 yards and a touchdown while tying for third on the team with eight special teams tackles.

TRANSACTION SUMMARY:

- 3/5/25:** Signed a one-year contract with Dallas through 2025.
- 1/23/23:** Signed with Dallas as a Future.
- 8/30/22:** Waived and signed to Dallas' practice squad (8/31).
- 5/12/22:** Signed with Dallas as an undrafted free agent.

2024:

- Played in 13 regular season games, missing four due to a knee injury, and registered eight tackles and one pass breakup at safety. Also returned seven kicks for 187 yards and a touchdown while tying for third on the team with eight special teams tackles.
- Registered his first stats as a returner, returning four kickoffs for 86 yards (21.5 avg) against New Orleans (9/15) while also seeing limited action as a reserve safety.
- Made a tackle and forced a fumble on special teams at the N.Y. Giants (9/26).
- Returned an onside kick 43 yards for a touchdown at Washington (11/24), his first career touchdown and the first Cowboy to return an onside kick for a score since CeeDee Lamb in 2020.

2023:

- Played in 16 games - and the Wild Card Playoff Game - with one start, logging 19 tackles, a quarterback pressure and four pass breakups on defense. Also had three tackles and a blocked field goal on special teams.
- Started his first career game when the team opened in a three-safety set at the N.Y. Giants (9/10), logging two tackles, a quarterback pressure and a pass breakup - all the first stats of his career. Also blocked his first career field goal that was returned 58 yards for a touchdown by Noah Igbinoghene on New York's first offensive drive. Part of a defense whose 40-0 victory marked the largest shutout in Cowboys history and the largest shutout in an NFL season opener since 1999 when Pittsburgh defeated Cleveland 43-0.
- Registered a career-high six tackles along with a pass breakup at Buffalo (12/17).
- Recorded his first career special teams tackle against Detroit (12/30), then had a career-high two special teams tackles at Washington in the regular season finale (1/7/24).

2022:

- Spent the entire season on Dallas' practice squad.

COLLEGE:

- Played in 47 games with 33 starts in his Georgia Tech career, recording 215 tackles, eight tackles for loss, five forced fumbles, four interceptions and 16 pass breakups over four seasons.
- Earned All-ACC honorable mention honors in 2021, starting all 12 games at safety as a senior and finishing third on the team with 81 tackles while adding four tackles for loss, six breakups and two forced fumbles.
- Started all 10 games in 2020 as a junior, leading all defensive backs and finishing third overall on Georgia Tech's defense with 59 tackles to go along with an interception, three pass breakups and two forced fumbles.
- As a sophomore, started 11-of-12 games in 2019, finishing fourth on the defense with 60 tackles and recording four breakups and 2.5 tackles for loss - helping Georgia Tech hold five of its opponents to 200 passing yards-or-less.
- Named true freshman All-American as a kick returner by 247Sports and earned first-team All-ACC recognition as a kick returner from Pro Football Focus in 2018, scoring three non-offensive touchdowns in the form of a 95-yard interception return and two kick return touchdowns. Set five school records for kickoff returns in his first season, appearing in 13 games and leading the team with 12 special teams tackles.

PERSONAL:

- Rated as a three-star prospect by ESPN out of Niceville, Fla., High School, where he was a three-time all-state honoree. Teams avoided throwing the ball at him in his senior campaign after he returned interceptions for touchdowns in five consecutive games (a national high school record) and finished his junior season with a school-record eight interceptions overall.
- Earned his degree in literature, media and communications from Georgia Tech.

COMMUNITY:

- 2022 Reliant Home Run Derby benefiting the Salvation Army.
- 2022 Rookie Club presented by Blockchain.com.
- 2022-23 Early Thanksgiving at The Salvation Army.
- 2022-23 My Cause My Cleats campaign.
- 2023 Prison Fellowship Camp.
- Everybody Plays field day.
- 2024 Dallas Cowboys Draft Day/Fan Appreciation Party.
- Training Camp - Community Corner and Back Together Saturday.
- Training Camp Heroes Day.
- Play 60 Week events.
- Hispanic Heritage outreach.
- Annual Team Holiday Hospital Visits.
- Make-A-Wish Foundation of North Texas.

J. THOMAS' COWBOYS TOTALS

Year Team	GP-GS	DEFENSE										INTERCEPTIONS					FUMBLES REC						
		ST	AT	TT	Sks-Yds	Tkl/Ls	QB	Prs	PBU	FF	No	Yds	Avg	Lg	TD	No	Yds	Avg	Lg	TD			
2022 Dallas.....	0-0				PRACTICE SQUAD										PRACTICE SQUAD					PRACTICE SQUAD			
2023 Dallas.....	16-1	13	6	19	0.0(0)	0(0)	1	4	0	0	0	0.0	0	0	0	0	0.0	0	0	0			
2024 Dallas.....	13-0	5	3	8	0.0(0)	0(0)	0	1	0	0	0	0.0	0	0	0	0	0.0	0	0				
Totals.....	29-1	18	9	27	0.0(0)	0(0)	1	5	0	0	0	0.0	0	0	0	0	0.0	0	0				

Playoffs		DEFENSE										INTERCEPTIONS					FUMBLES REC						
Year Team	GP-GS	ST	AT	TT	Sks-Yds	Tkl/Ls	QB	Prs	PBU	FF	No	Yds	Avg	Lg	TD	No	Yds	Avg	Lg	TD			
2022 Dallas.....	0-0				PRACTICE SQUAD										PRACTICE SQUAD					PRACTICE SQUAD			
2023 Dallas.....	1-0	0	0	0	0.0(0)	0(0)	0	0	0	0	0	0.0	0	0	0	0	0.0	0	0				
Totals.....	1-0	0	0	0	0.0(0)	0(0)	0	0	0	0	0	0.0	0	0	0	0	0.0	0	0				

Year Team	No	KICKOFF RETURNS				No	Yds	PUNT RETURNS					
		Yds	Avg	Long	TD			Avg	FC	Long	TD		
2022 Dallas.....		PRACTICE SQUAD						PRACTICE SQUAD					
2023 Dallas.....	0	0	0	0	0	0	0	0	0	0	0	0	0
2024 Dallas.....	7	187	26.7	43t	1	0	0	0	0	0	0	0	0
Totals.....	7	187	26.7	43t	1	0	0	0	0	0	0	0	0

ADDITIONAL STATISTICS

Special Teams Tackles - 2023 (1-2-3, 1 BK), 2024 (5-3-8). Totals (6-5-11, 1 BK).

NATE THOMAS

71 • Guard/Tackle

6-5 • 330 • 8/22/01
Louisiana • D7a-'23 (233rd overall)
NFL: 2nd Year • Cowboys: 2nd Year
Games/Starts: 2024-0/0-IR; Career-0/0
Postseason: 2024-0/0; Career-0/0



PRO: The Dallas Cowboys drafted Nate Thomas in the seventh round (233rd overall) of the 2024 NFL Draft to add size and depth to the offensive front. Thomas started 25 games at left tackle for Louisiana in his collegiate career and brings swing tackle versatility to a Cowboys offensive line in flux after two key departures in free agency. Thomas will have an opportunity to earn a spot on the offensive line and contribute on special teams units after spending his rookie season on Reserve/Injured with a knee injury.

TRANSACTION SUMMARY:

8/27/24: Placed on Reserve/Injured with a knee injury.
4/28/24: Drafted in the seventh round (233rd overall) by Dallas.

2024:

- Placed on Reserve/Injured for the season after suffering a knee injury in training camp.

COLLEGE:

- Earned honorable mention All-Sun Belt Conference honors as a senior, starting 12 games at left tackle. Missed the New Orleans Bowl game due to knee surgery.
- Anchored the left side of the line as a junior starter at left tackle, starting all 13 games for the Ragin Cajuns.
- Made appearances in seven games as a redshirt sophomore on the offensive line that ranked fourth in the Sun Belt and tied for 42nd nationally with 1.86 sacks allowed-per-game and paved the way for Louisiana's rushing attack which ranked 40th in the nation with 187.1 yards-per-game.
- Did not see any action and earned a redshirt season.
- Made one appearance in 2019 against Texas Southern as a true freshman before redshirting.

PERSONAL:

- During his junior season at Chalmette, La., High School, assisted an offense that scored 368 points and produced 2,381 yards on the ground as a starter at tackle.
- Earned his degree in general studies at Louisiana.

COMMUNITY:

- Annual Team Holiday Hospital Visits.

N. THOMAS' COWBOYS TOTALS

GAMES/STARTS (regular season, playoffs): 2024 (0/0-IR).

SOLOMON THOMAS

90 • Defensive Tackle

6-3 • 285 • 8/26/95

Stanford • UFA(NYJ)-25

NFL: 9th Year • Cowboys: 1st Year

Games/Starts: 2024-16/1-NYJ; Career-115/34

Postseason: 2024-0/0; Career-4/0



PRO: The Dallas Cowboys signed Solomon Thomas to a multi-year free agent contract in the 2025 offseason, solidifying their depth along the defensive front with an experienced veteran who can contribute across the defensive line. Thomas, originally a first round draft pick (third overall) by San Francisco, has accumulated 212 tackles, 18.5 sacks, 18 tackles for loss, 52 pressures, three forced fumbles and two fumble recoveries across 115 NFL games. His pedigree as a former top-199 fifth draft pick and experienced skill set are an enticing addition to Dallas' front line on defense, as is his connection with new defensive line Coach Aaron Whitecotton, whom he played under for several years with the N.Y. Jets and 49ers.

TRANSACTION SUMMARY:

- 3/13/25:** Signed a two-year contract with Dallas through 2026.
- 3/21/24:** Signed a one-year contract with the N.Y. Jets through 2024.
- 3/18/23:** Signed a one-year contract with the N.Y. Jets through 2023.
- 3/29/22:** Signed a one-year contract with the N.Y. Jets through 2022.
- 3/19/21:** Signed a one-year contract with Las Vegas through 2021.
- 9/23/20:** Placed on Reserve/Injured with a knee injury.
- 4/27/17:** Drafted in the first round (third overall) by San Francisco.

2024 (N.Y. Jets):

- Appeared in 16 games with one start to compile 26 tackles, two tackles for loss, 3.5 sacks, six pressures, two pass break-ups, one forced fumble and a fumble recovery.
- Recorded his first sack of the year at Tennessee (9/15), adding three tackles and a pass breakup.
- Registered additional sacks against New England (9/19), against Houston (10/31) and at Jacksonville (12/15).

2023 (N.Y. Jets):

- Appeared in every game, starting three, and recorded 31 tackles, three tackles for loss, a career high 5.0 sacks, six quarterback hits and one pass defended.
- Among interior defensive linemen with at least 100 pass rush snaps, recorded the seventh-highest sack percentage, sacking opposing passers on 2.37% of his 211 pass rush snaps.
- Had his first sack of the season at Dallas (9/17), adding two tackles.
- Recorded sacks in consecutive games with a half sack against the LA Chargers (11/6) and a sack at Las Vegas (11/12).
- Again made sacks in consecutive contests with a full sack against Houston (12/10) and at Miami (12/17).
- Started the final three games of the year at defensive tackle, helping the Jets win two of those final three contests.

2022 (N.Y. Jets):

- Appeared in 17 games as part of a defense that finished fourth in total defense (311.1 yards-per-game) and part of a pass rush that produced a 30.6% pressure rate, seventh-best in the league. Registered 26 tackles, two tackles for loss, a half sack and four pressures.
- Recorded his lone sack stat of the year with a half sack at Seattle (1/1/23), adding a season-best six tackles.

2021 (Las Vegas):

- Appeared in all 17 regular season games and registered 34 tackles as well as 3.5 sacks and career-bests in quarterback hits (13), passes defended (two) and forced fumbles (two).
- Registered the first multi-sack game of his career with 2.0 takedowns at Pittsburgh (9/19), adding three pressures and a pass breakup.
- Added a half sack the following week against Miami (9/26) and forced a fumble.
- Tallied a sack against Cincinnati (11/21).
- Played in the Wild Card Game at Cincinnati (1/15/22), recording a tackle.

2020 (San Francisco):

- Limited to two games, both starts, before being placed on Reserve/Injured with a knee injury prior to Week 3.
- Tallied two tackles prior to his season ending prematurely.

2019 (San Francisco):

- Appeared in 16 games with three starts and registered 21 tackles, one for loss, 2.0 sacks and six pressures.
- Tallied one sack at Cincinnati (9/15) and again at the LA Rams (10/13).
- Played in all three postseason contests for the 49ers, including Super Bowl LIV, and finished the postseason with four tackles, one sack, two tackles for loss and a pressure.
- Made three tackles, 1.0 sack and had two tackles for loss with a pressure in the Divisional Round game against Minnesota (1/11/20).
- Saw time on defense in Super Bowl LIV against Kansas City (2/2/20) but did not record any stats.

2018 (San Francisco):

- Saw action in every game for the 49ers, starting 13, and finished with 31 tackles, two tackles for loss, a sack and six pressures.
- Recorded two pressures at Kansas City (9/23) and made one tackle, a tackle for loss and added a pressure at Green Bay (10/15).
- Tallied his lone sack of the season with one against Las Vegas (11/1).

2017 (San Francisco):

- Appeared in 14 games with 12 starts as a rookie and registered a single-season career-high 41 tackles, including seven tackles for loss, with 3.0 sacks, 11 pressures, and one fumble recovery.
- Made his NFL debut in the season opener against Carolina (9/10), tallying two tackles and a tackle for loss.

STAFF

SOLOMON THOMAS

2024 SEASON

RECORDS

PLAYOFF RECORDS

HISTORY

SIDELINES

- Started his first career game at Seattle (9/17) to the tune of four tackles, two tackles for loss and a pressure.
- Tallied the first sack of his career with a in the overtime win at Arizona (10/1), adding five tackles, two tackles for loss and a career-best four pressures.
- Had a career-best nine tackles and added a sack at Washington (10/15).
- Recorded the final sack of his rookie campaign against Jacksonville (12/24) before making the first fumble recovery of his career in the regular season finale at the LA Rams (12/31).

COLLEGE:

- Appeared in 27 games over three seasons at Stanford and registered 101 tackles, 11.5 sacks, 25.5 tackles for loss, four fumble recoveries, and had two touchdowns.
- In 2016 as a junior, was named third-team All-America by the Associated Press, earned first-team All-Pac-12 honors and won the Morris Trophy award - voted on by opposing Pac-12 offensive linemen - after recording 62 tackles, 8.0 sacks, 15 tackles for loss and two fumble recoveries.
- Played in 14 games as a sophomore in 2015 and had 39 tackles, 11 tackles for loss, 3.5 sacks and a fumble return touchdown, earning All-Pac 12 honorable mention.
- Did not see any action as a freshman in 2014.

PERSONAL:

- Played at Coppell, Texas, High School and was a five-star recruit by Rivals, recording 78 tackles, 26 tackles for loss and 12.5 sacks as a senior, earning a spot in the 2014 U.S. Army All-American Bowl.
- Also lettered in basketball.
- Majored in communication at Stanford.

COMMUNITY:

- 2025 Solomon Thomas Youth Football Camp hosted at Coppell, Texas, High School.



MISSION: To end the epidemic of youth suicide—particularly among young people of color—by revolutionizing the way we talk about, understand, and support mental health. We are committed to creating safe, inclusive, and culturally responsive spaces that foster connection, resilience, and healing through honest conversations, community engagement, and systemic change.

S. THOMAS' NFL TOTALS

Year Team	GP-GS	DEFENSE						INTERCEPTIONS					FUMBLES REC						
		ST	AT	TT	Sks-Yds	Tkl/Ls	QB	No	Yds	Avg	Lg	TD	No	Yds	Avg	Lg	TD		
2017 San Francisco..	14-12	34	7	-	41	3.0(-9)	7(-12)	11	0	0	0	0	0	0.0	0	0	0	0	0
2018 San Francisco..	16-13	24	7	-	31	1.0(-2)	2(-9)	6	0	0	0	0	0	0.0	0	0	0	0	0
2019 San Francisco..	16-3	15	6	-	21	2.0(-9)	1(-1)	6	0	0	0	0	0	0.0	0	0	0	0	0
2020 San Francisco..	2-0	0	2	-	2	0.0(0)	0(0)	0	0	0	0	0	0	0.0	0	0	0	0	0
2021 Las Vegas.....	17-0	17	17	-	34	3.5(-19)	1(-5)	13	2	2	0	0	0	0.0	0	0	0	0	0
2022 N.Y. Jets	17-0	13	13	-	26	0.5(-1)	2(-3)	4	0	0	0	0	0	0.0	0	0	0	0	0
2023 N.Y. Jets	17-3	15	16	-	31	5.0(-33)	3(-6)	6	1	0	0	0	0	0.0	0	0	0	0	0
2024 N.Y. Jets	16-1	15	11	-	26	3.5(-16)	2(-7)	6	2	1	0	0	0	0.0	0	0	0	0	0
Totals	115-34	133	79	-	212	18.5(-90)	18(-43)	52	5	3	0	0	0.0	0	0	0	0	0	0
Playoffs																			
2019 San Francisco....	3-0	4	0	-	4	1.0(-11)	1(-2)	1	0	0	0	0	0	0.0	0	0	0	0	0
2021 Las Vegas.....	1-0	1	0	-	1	0.0(0)	0(0)	0	0	0	0	0	0	0.0	0	0	0	0	0
Totals	4-0	5	0	-	5	1.0(-11)	1(-2)	1	0	0	0	0	0.0	0	0	0	0	0	0

SINGLE-GAME HIGHS

Total Tackles – 9 at Washington, 10/15/17

Playoffs – 3 vs. Minnesota, 1/11/20

Sacks – 2.0, at Pittsburgh, 9/19/21

Playoffs – 1.0 vs. Minnesota, 1/11/20

Pressures – 4 at Arizona, 10/1/17

Playoffs – 1 vs. Minnesota, 1/11/20

S. THOMAS' CAREER GAME-BY-GAME DEFENSE

Game	2017 (San Francisco)						2018 (San Francisco)								
	ST	AT	TT	Sks	Tkl/ QB	PBU	ST	AT	TT	Sks	Tkl/ QB	PBU			
L-Car 9/10.....	2	0	-	2	1(-2)		L-@ Min 9/9.....	1	0	-	1				
L-@ Sea 9/17.....	4	0	-	4	2(-1)	1	W-Det 9/16.....	2	0	-	2				
L-LAR 9/21.....	1	0	-	1			L-@ KC 9/23.....	0	0	-	0	2			
L-@ Ari 10/1.....	5	0	-	5	1.0(-2)	1(-2)	4	L-@ LAC 9/30.....	2	0	-	2			
L-@ Ind 10/8.....	1	1	-	2			L-Ari 10/7.....	1	0	-	1				
L-@ Was 10/15.....	7	2	-	9	1.0(-5)	1(-1)	1	L-@ GB 10/15.....	1	0	-	1	1(-6)	1	
L-Dal 10/22.....	1	0	-	1		1	L-LAR 10/21.....	3	2	-	5	1(-3)			
L-@ Phi 10/29.....	1	1	-	2		1	L-@ Ari 10/28.....	2	0	-	2				
L-Ari 11/5.....	INACTIVE/INJURED-Knee						W-Oak 11/1.....	3	0	-	3	1.0(-2)			
W-NYG 11/12.....	INACTIVE/INJURED-Knee						L-NYG 11/12.....								
L-Sea 11/26.....	2	0	-	2		1	L-@ TB 11/25.....	2	0	-	2				
W-@ Chi 12/3.....	1	0	-	1		1	L-@ Sea 12/2.....	2	0	-	2	1			
W-@ Hou 12/10....	1	1	-	2			W-Den 12/9.....	0	0	-	0	2			
W-Ten 12/17.....	2	1	-	3	1(-4)		W-Sea 12/16.....	1	1	-	2				
W-Jac 12/24.....	5	1	-	6	1.0(-2)	1(-2)	1	L-Chi 12/23.....	3	1	-	4			
W-@ LAR 12/31....	1	0	-	1			L-@ LAR 12/30....	2	2	-	4				
Totals.....	34	7	-	41	3.0(-9)	7(-12)	11	0	24	7	-	31	1.0(-2)	2(-9)	6

2019 (San Francisco)							
Game	ST	AT	TT	Sks	Tkl/	QB	PBU
				Yds	Ls	Prs	
W-@ TB 9/8.....							
W-@ Cin 9/15.....	2	1	3	1.0(-1)			2
W-Phi 9/22.....	2	1	3				
W-Cle 10/7.....	1	0	1				
W-@ LAR 10/13....	2	0	2	1.0(-8)			1
W-@ Was 10/20.....	2	0	2				
W-Car 10/27.....	1	1	2				1
W-@ Ari 10/31.....	1	0	1				
L-Sea 11/11.....	0	1	1				1
W-Ari 11/17.....	1	0	1				
W-GB 11/24.....							
L-@ Bal 12/1.....	0	1	1				
W-@ NO 12/8.....							
L-Atl 12/15.....	0	1	1				1
W-LAR 12/21.....	1	0	1				1(-1)
W-@ Sea 12/29.....	2	0	2				
Totals.....	15	6	21	2.0(-9)	1(-1)		6

Playoffs

W-Min 1/11/20.....	3	0	3	1.0(-11)	1(-2)		1
W-GB 1/19/20.....	1	0	1				
L-SB LV vs. KC 2/2/20..							
Totals.....	4	0	4	1.0(-11)	1(-2)		1

2020 (San Francisco)							
Game	ST	AT	TT	Sks	Tkl/	QB	PBU
				Yds	Ls	Prs	
L-Ari 9/13.....							
W-@ NYJ 9/20.....	2	0	2				
W-@ NYG 9/27.....				RESERVE/INJURED-Knee			
L-Phi 10/4.....				RESERVE/INJURED-Knee			
L-Mia 10/11.....				RESERVE/INJURED-Knee			
W-LAR 10/18.....				RESERVE/INJURED-Knee			
W-@ NE 10/25.....				RESERVE/INJURED-Knee			
L-@ Sea 11/1.....				RESERVE/INJURED-Knee			
L-GB 11/5.....				RESERVE/INJURED-Knee			
L-@ NO 11/15.....				RESERVE/INJURED-Knee			
W-@ LAR 11/29.....				RESERVE/INJURED-Knee			
L-Buf 12/7.....				RESERVE/INJURED-Knee			
L-Was 12/13.....				RESERVE/INJURED-Knee			
L-@ Dal 12/20.....				RESERVE/INJURED-Knee			
W-@ Ari 12/26.....				RESERVE/INJURED-Knee			
L-Sea 1/3/21.....				RESERVE/INJURED-Knee			
Totals.....	2	0	2				

2021 (Las Vegas)							
Game	ST	AT	TT	Sks	Tkl/	QB	PBU
				Yds	Ls	Prs	
W-Bal 9/13.....							
W-@ Pit 9/19.....	2	0	2	2.0(-3)			3 1
W-Mia 9/26.....	1	3	4	0.5(-6)			1
L-@ LAC 10/4.....	2	0	2				1 1
L-Chi 10/10.....							
W-@ Den 10/17.....	1	0	1				3
W-Phi 10/24.....	1	3	4				2
L-@ NYG 11/7.....	1	1	2				1
L-KC 11/14.....	0	3	3				
L-Cin 11/21.....	2	0	2	1.0(-10)			1
W-@ Dal 11/25.....	3	1	4				1(-5)
L-Was 12/5.....	2	2	4				1
L-@ KC 12/12.....	1	1	2				
W-@ Cle 12/20.....	1	0	1				
W-Den 12/26.....	1	1	2				
W-@ Ind 1/2/22.....	1	0	1				
W-LAC 1/9/22.....							
Totals.....	17	17	34	3.5(-19)	1(-5)		13 2

Playoffs

L-@ Cin 1/15/22.....	1	0	1				
----------------------	---	---	---	--	--	--	--

2022 (N.Y. Jets)							
Game	ST	AT	TT	Sks	Tkl/	QB	PBU
				Yds	Ls	Prs	
L-Bal 9/11.....	1	0	1				
W-@ Cle 9/18.....	1	4	5				
L-Cin 9/25.....							
W-@ Pit 10/2.....	0	1	1				
W-Mia 10/9.....	1	0	1				
W-@ GB 10/16.....							
W-@ Den 10/23.....	1	1	2				
W-NE 10/30.....	1	0	1				
W-Buf 11/6.....							
L-@ NE 11/20.....							
W-Chi 11/27.....	3	1	4				1(-1)
L-@ Min 12/4.....							
L-@ Buf 12/11.....	0	1	1				
L-Det 12/18.....	1	0	1				
L-Jac 12/22.....	2	0	2				1(-2) 2
L-@ Sea 1/1/23.....	3	3	6	0.5(-1)			1
L-@ Mia 1/8/23.....	0	1	1				1
Totals.....	13	13	26	0.5(-1)	2(-3)		4

2023 (N.Y. Jets)							
Game	ST	AT	TT	Sks	Tkl/	QB	PBU
				Yds	Ls	Prs	
W-Buf 9/11.....	1	0	1				
L-@ Dal 9/17.....	2	0	2	1.0(-7)			1
L-NE 9/24.....	2	0	2				1(-1)
L-KC 10/1.....	1	0	1				1(-1)
W-@ Den 10/8.....							
W-Phi 10/15.....	0	2	2				
W-@ NYG 10/29.....	0	1	1				
L-LAC 11/6.....	0	2	2	0.5(-2)			1
L-@ LV 11/12.....	1	2	3	1.0(-8)			1
L-@ Buf 11/19.....	1	0	1				
L-Mia 11/24.....	1	3	4	0.5(-4)			1
L-Atl 12/3.....	1	3	4				1(-4)
W-Hou 12/10.....	2	0	2	1.0(-9)			1
L-@ Mia 12/17.....	2	1	3	1.0(-2)			1
W-Was 12/24.....	1	0	1				
L-@ Cle 12/28.....	1	1	2				
W-@ NE 1/7/24.....							1
Totals.....	15	16	31	5.0(-32)	3(-6)		6 1

2024 (N.Y. Jets)							
Game	ST	AT	TT	Sks	Tkl/	QB	PBU
				Yds	Ls	Prs	
L-@ SF 9/9.....	3	1	4				
W-@ Ten 9/15.....	1	2	3	1.0(-8)			1 1
W-NE 9/19.....	1	1	2	0.5(-2)			1
L-Den 9/29.....	0	1	1				
L-@ Min 10/6.....	1	0	1				
L-Buf 10/14.....							
L-@ Pit 10/20.....							1
L-@ NE 10/27.....	1	3	4				
W-Hou 10/31.....	1	0	1	1.0(-4)			1
L-@ Ari 11/10.....				INACTIVE/INJURED-Knee			
L-Ind 11/17.....	1	0	1				
L-Sea 12/1.....	0	1	1				
L-@ Mia 12/8.....	1	2	3				1(-3)
W-@ Jac 12/15.....	3	0	3	1.0(-2)			1
L-LAR 12/22.....	1	0	1				
L-@ Buf 12/29.....	1	0	1				1(-4) 1 1
W-Mia 1/5/25.....							
Totals.....	15	11	26	3.5(-16)	2(-7)		6 2

JALEN TOLBERT

1 • Wide Receiver

6-1 • 195 • 2/27/99

South Alabama • D3-22 (88th overall)

NFL: 4th Year • Cowboys: 4th Year

Games/Starts: 2024-17/15; Career-42/22

Postseason: 2024-0/0; Career-1/0



PRO: Jalen Tolbert joined the Dallas Cowboys receiver ranks following the 2022 NFL Draft as the most decorated offensive player in South Alabama football history, setting program records in receptions (178), receiving yards (3,140) and touchdown catches (22) during his playing career. Originally a third round selection (88th overall), Tolbert has improved in each of his three seasons in Dallas and has established himself as a reliable pass catcher for Dak Prescott and the Cowboys offense. In 2024 Tolbert led the team with seven touchdowns and recorded career-highs in both receptions (49) and receiving yards (610). He will look to build off a career season as he heads into the final year of his rookie contract in 2025.

TRANSACTION SUMMARY:

4/29/22: Drafted in the third round (88th overall) by Dallas.

2024:

- Played in all 17 games with 15 starts, recording career-highs in receptions (49), receiving yards (610) and leading the team with seven touchdowns.
- At Pittsburgh (10/6), led all Cowboys receivers with a career-high seven receptions for 87 yards. Also reeled in a career-long 48-yard pass and caught the game-winning touchdown with 20 seconds left on fourth and goal, the fourth latest go-ahead score in team history.
- Tallied three receptions for 30 yards and a touchdown at Philadelphia (12/29), his team-leading seventh touchdown reception.
- Recorded four receptions for a career-high 98 yards against Washington (1/5/25). Three of the four receptions were gains of 25-plus yards, the most by a Cowboy in a game in 2024.

2023:

- Collected 22 receptions for 268 yards and two touchdowns during his second pro season, adding two special teams tackles.
- Recorded career highs in catches (four) and yards (53) against New England (10/1), adding a special teams takedown.
- Caught three passes for 49 yards - with a long of 32 yards - and his first career touchdown at Philadelphia (11/5).
- Hauled in two passes for 51 yards, including a career-long 45-yard reception at Miami (12/24), then caught his second touchdown of the year in the finale at Washington (1/7/24).

2022:

- Played in eight games with one start, registering two catches for 12 yards.
- Inactive for the first two games of the year, making his NFL debut at the N.Y. Giants on Monday Night Football (9/26), catching one pass for four yards.
- Made his first start against Chicago (10/30) but did not record any stats.
- Was inactive for both postseason contests.

COLLEGE:

- Voted the Sun Belt Conference Offensive Player of the Year, the first in school history to claim the award, and was chosen first-team All-Conference by the league's head coaches and media after breaking his school records with 82 catches for 11,474 yards and eight touchdowns as a senior.
- Voted first-team All-Sun Belt Conference and was a first-team All-League selection by Pro Football Focus and *Phil Steele Publications* after starting all 11 games and setting then single-season South Alabama records with 64 catches and 1,085 receiving yards and tying the school single-season record with eight touchdown catches.
- Started all 12 contests as a sophomore and finished the year with 27 catches for 521 yards, leading the team with six touchdown receptions and an average of 19.3 yards-per-reception.
- Played in every game as a redshirt freshman and tallied five receptions for 60 yards in his first collegiate action.
- Redshirted as a true freshman after suffering an injury in preseason camp.

PERSONAL:

- Lettered three years at McGill-Toolen High School in Mobile, Ala., and received honorable mention all-region accolades from the *Mobile Press-Register* after his senior year, catching 37 passes for 696 yards and nine scores.
- Also earned three letters in basketball and baseball.
- Earned his undergraduate degree in sports management in May 2021.

COMMUNITY:

- 2022, 2024-25 Reliant Home Run Derby benefiting the Salvation Army.
- 2022 Rookie Club presented by Blockchain.com.
- 2022 Early Thanksgiving Day Meal at The Salvation Army.
- 2022-23 NFL My Cause My Cleats campaign.
- 2024 NFL My Cause My Cleats Campaign - Alzheimer's Association.
- 2022 Prison Fellowship Camp.
- 2023-24 Dallas Cowboys Draft Day/Fan Appreciation Party.
- 2024 Early Thanksgiving Meal at The Salvation Army.
- 2025 National Medal of Honor Museum Tour.
- Training Camp - Community Corner and Back Together Saturday.
- Training Camp Heroes Day.
- Play 60 Week events.
- Hispanic Heritage outreach.
- Read Across America Day.
- Annual Team Holiday Hospital Visits.
- Make-A-Wish Foundation of North Texas.

TOLBERT'S COWBOYS TOTALS

Year Team	GP-GS	RECEIVING					RUSHING				
		No	Yds	Avg	Long	TD	No	Yds	Avg	Long	TD
2022 Dallas.....	8-1	2	12	6.0	8	0	0	0	0.0	0	0
2023 Dallas.....	17-6	22	268	12.2	45	2	0	0	0.0	0	0
2024 Dallas.....	17-15	49	610	12.4	48	7	0	0	0.0	0	0
Totals.....	42-22	73	890	12.2	48	9	0	0	0.0	0	0
Playoffs											
2022 Dallas.....	0-0	0	0	0.0	0	0	0	0	0.0	0	0
2023 Dallas.....	1-0	0	0	0.0	0	0	0	0	0.0	0	0
Totals.....	1-0	24	0	0.0	0	0	0	0	0.0	0	0

ADDITIONAL STATISTICS

Special Teams Tackles - 2023 (2-0-2). Totals (2-0-2).

SINGLE-GAME HIGHS

Receptions – 7 at Pittsburgh, 10/6/24
 Receiving Yards – 98 vs. Washington, 1/5/25
 Long Reception – 48 at Pittsburgh, 10/6/24

TOLBERT'S CAREER GAME-BY-GAME RECEIVING

Game	2022 (Dallas)				
	No	Yds	Avg	Long	TD
L-TB 9/11.....			INACTIVE		
W-Cin 9/18.....			INACTIVE		
W-@ NYG 9/26....	1	4	4.0	4	0
W-Was 10/2.....			INACTIVE		
W-@ LAR 10/9....			INACTIVE		
L-@ Phi 10/16....					
W-Det 10/23.....					
W-Chi 10/30.....					
L-@ GB 11/13....					
W-@ Min 11/20...	1	8	8.0	8	0
W-NYG 11/24....					
W-Ind 12/4.....					
W-Hou 12/11....			INACTIVE		
L-@ Jac 12/18....			INACTIVE		
W-Phi 12/24....			INACTIVE		
W-@ Ten 12/29...			INACTIVE		
L-@ Was 1/8/23...			INACTIVE		
Totals.....	2	12	6.0	8	0
Playoffs					
W-@ TB 1/16/23..			INACTIVE		
L-@ SF 1/22/23 ..			INACTIVE		
Totals.....			INACTIVE		

Game	2023 (Dallas), cont.				
	No	Yds	Avg	Long	TD
W-NYG 11/12.....	2	2	1.0	4	0
W-@ Car 11/19....	2	12	6.0	7	0
W-Was 11/23.....	2	49	24.5	31	0
W-Sea 11/30.....	1	17	17.0	17	0
W-Phi 12/10.....					
L-@ Buf 12/17....					
L-@ Mia 12/24....	2	51	25.5	45	0
W-Det 12/30.....	1	9	9.0	9	0
W-@ Was 1/7/24 ..	13	98	7.5	15	1
Totals.....	22	268	12.2	45	2

Playoffs

L-GB 1/14/24.....

Game	2024 (Dallas)				
	No	Yds	Avg	Long	TD
W-@ Cle 9/8.....	1	12	12.0	12	0
L-NO 9/15.....	6	82	13.7	39	0
L-Bal 9/22.....	3	42	14.0	19	1
W-@ NYG 9/26....	3	24	8.0	15	0
W-@ Pit 10/6.....	7	87	12.4	48	1
L-Det 10/13.....	4	43	10.8	26	0
L-@ SF 10/27....	3	44	14.7	28	0
L-@ Atl 11/3.....	3	19	6.3	12	1
L-Phi 11/10.....	3	14	4.7	9	0
L-Hou 11/18.....	2	21	10.5	15	0
W-@ Was 11/24....	2	22	11.0	16	1
W-NYG 11/28....	2	41	20.5	36	0
L-Cin 12/9.....					
W-@ Car 12/15....	1	11	11.0	11t	1
W-TB 12/22.....	2	20	10.0	10t	1
L-@ Phi 12/29....	3	30	10.0	19	1
W-LAR 10/29....	4	98	24.5	32	0
Totals.....	49	610	12.4	48	7

PAYTON TURNER

98 • Defensive End

6-6 • 275 • 1/7/99
 Houston • UFA(NO)-'25
 NFL: 5th Year • Cowboys: 1st Year
 Games/Starts: 2024-16/0; Career-31/0
 Postseason: 2024-0/0; Career-0/0



PRO: The Dallas Cowboys signed a former first round pick (28th overall) in Payton Turner during 2025 free agency, offering another option at defensive end after the departure of DeMarcus Lawrence. Turner has seen action in 31 career games, totaling 48 tackles, 5.0 sacks, six tackles for loss and two forced fumbles through his first four seasons. He comes to Dallas looking for more production in new defensive coordinator Matt Eberflus' system.

TRANSACTION SUMMARY:

3/14/25: Signed a one-year contract with Dallas through 2025.

4/29/21: Drafted in the first round (28th overall) by New Orleans.

2024 (New Orleans):

- Saw action in 16 games, tallying 19 tackles, 2.0 sacks, four passes defended and two forced fumbles.
- Tallied three tackles, his first sack of the season and a forced fumble at Atlanta (9/29).
- At home against Atlanta (11/10), tallied a sack and forced fumble to go along with two pressures and a pass breakup.

2023 (New Orleans):

- Played in one game before missing the next 15 games due to a toe fracture suffered against Tennessee (9/10). Placed on Reserve/Injured in Week 2 and returned to play in Week 18 against Atlanta (11/7/24).

2022 (New Orleans):

- Appeared in eight games, recording 16 tackles, 2.0 sacks and three tackles for loss.
- Had his first career multi-sack game against Las Vegas (10/30), recording 2.0 sacks.

2021 (New Orleans):

- Saw action in five games, posting nine tackles, three assists and a sack in his rookie season.
- Recorded five tackles and his first career sack in his NFL debut at Carolina (9/19).

COLLEGE:

- Played 39 games with 27 starts through four seasons at Houston, amassing 115 tackles, 25 tackles for loss, 10.0 sacks, an interception and a forced fumble.
- Appeared in five games with four starts as senior during the shortened COVID-19 season, recording 25 tackles, 10.5 tackles for loss and 5.0 sacks on his way to All-American Athletic Conference second-team honors.
- In 2019 started all 12 games as a junior, posting 34 tackles, eight tackles for loss and 4.0 sacks.
- Started first 11 games in 2018 before a season-ending foot injury. Tallied 42 tackles and 4.5 tackles for loss.
- In 2017 saw action in 11 games as a true freshman, recording 14 tackles and an interception.

PERSONAL:

- Attended Westside High School in Houston, Texas. Missed majority of his senior season due to an ACL tear, tallying 22 tackles and one interception in four games on his way to all-district first-team honors in 2016.
- Also lettered in basketball.

TURNER'S NFL TOTALS

Year Team	GP-GS	DEFENSE										INTERCEPTIONS					FUMBLES REC			
		ST	AT	TT	Sks-Yds	Tk/Ls	QB	Prs	PBU	FF	No	Yds	Avg	Lg	TD	No	Yds	Avg	Lg	TD
2021 New Orleans.....	5-0	9	3	12	1.0(-4)	2(-3)	3	0	0	0	0	0	0.0	0	0	0	0.0	0	0	0
2022 New Orleans.....	8-0	11	5	16	2.0(-15)	3(-6)	3	0	0	0	0	0.0	0	0	0	0	0.0	0	0	
2023 New Orleans.....	2-0	0	1	1	0.0(0)	0(0)	2	0	0	0	0	0.0	0	0	1	0	0.0	0	0	
2024 New Orleans.....	16-0	9	10	19	2.0(-16)	1(-2)	3	4	2	0	0	0.0	0	0	0	0	0.0	0	0	
Totals	31-0	29	19	48	5.0(-35)	6(-11)	11	4	2	0	0	0.0	0	0	1	0	0.0	0	0	

ADDITIONAL STATISTICS

Special Teams Tackles - 2024 (1-1-2). Totals (1-1-2).

SINGLE-GAME HIGHS

Total Tackles – 5, twice, last at Pittsburgh, 11/13/22

Solo Tackles – 4, twice, last at Pittsburgh, 11/13/22

Sacks – 2.0 vs. Las Vegas, 10/30/22

KAVONTAE TURPIN

9 • Wide Receiver

5-7 • 158 • 8/2/96

TCU • FA '22

NFL: 4th Year • Cowboys: 4th Year

Games/Starts: 2024-17/2; Career-50/2

Postseason: 2024-0/0; Career-3/0



PRO: The Dallas Cowboys signed Kavontae Turpin following his breakout season in the 2022 USFL spring football league, where he earned league MVP honors as an offensive weapon and return specialist. Turpin's first season in the NFL earned him Pro Bowl honors, becoming the first Cowboys player ever to be selected to the Pro Bowl as a designated return specialist. Since his rookie season, Turpin has added offensive weapon to his arsenal. Most recently in 2024, he set career-bests in receptions (31) and receiving yards (420). Along with becoming a regular target for Dak Prescott, Turpin upped his game as a returner in 2024. Turpin was named to his second Pro Bowl as a returner after averaging 33.5 yards-per-return on kickoffs, highest in the NFL in 2024, a single-season franchise record and the second highest kickoff return average since the NFL merger. Turpin joined Kevin Williams as the only two players in Cowboys history with a rushing touchdown, receiving touchdown, punt return touchdown and kick return touchdown in a career. As a versatile offensive chess piece who is explosive in the return game, Turpin signed a three-year contract extension with Dallas, keeping him with a star on his helmet through 2027.

TRANSACTION SUMMARY:

3/11/25: Signed a three-year contract extension through 2027.

7/28/22: Signed with Dallas as a free agent.

2024:

- Named to his second Pro Bowl as a returner after leading the NFL in kickoff return average (33.5), a single-season franchise record and the second highest kickoff return average since the NFL merger, trailing only Jim Duncan (35.4 in 1970).
- Became an offensive weapon and set career highs in receptions (31) and receiving yards (420). Also added 16 rush attempts for 92 yards.
- Was the only player in the NFL to return both a kickoff and punt for a touchdown. Also became the only player in Cowboys history with a punt return touchdown, kick return touchdown and receiving touchdown in the same season.
- At Cleveland (9/8), returned five punts for 96 yards, including a 60-yard return for his first career touchdown. His 60-yard punt return for a touchdown was the longest punt return of his career. It was Dallas' first punt return for a touchdown since 2017 (Ryan Switzer).
- Made his first career start against Detroit (10/13), catching four passes for 24 yards and returning four kicks for a career-high 194 yards. Averaged 48.5 yards-per-kick return, the highest kickoff return average in franchise history (min. three returns).
- Notched three receptions for 86 yards against Houston (11/18), including a career-long 64-yard touchdown reception.
- At Washington (11/24) returned a kickoff 99 yards for a touchdown to give Dallas a lead in the fourth quarter, his first career kick return for a touchdown. Became the second player in franchise history to record a rushing touchdown, receiving touchdown, punt return touchdown and kick return touchdown in a career, joining Kevin Williams.

2023:

- Concluded the season with 12 receptions for 127 yards and three touchdowns, adding 11 rushes for 110 yards and a score on offense. Also returned 13 punts for 79 yards and 10 kickoffs for 292 yards while seeing action in 16 games.
- In the season opener at the N.Y. Giants (9/10) had two receptions for 11 yards and rushed three times for 14 yards and his first career touchdown. Also returned two punts for 17 yards.
- Ran once for a career-long 46 yards, one catch for five yards and returned two punts 13 yards against New England (10/1).
- Hauled in his first career receiving touchdown on a 26-yard reception in the second quarter at San Francisco (10/8).
- Collected one reception for 13 yards on offense and returned two kickoffs a season-high 88 yards, including a career-long tying 63-yard return against the LA Rams (10/29).
- Hauled in one catch for a career-long 34-yard touchdown against Washington (11/23) on Thanksgiving Day.
- Returned five kickoffs 127 yards - both postseason career highs - (25.4 avg.) and fair caught three punts against Green Bay (11/14/24). His 127 kickoff return yards were the fourth highest in a postseason game in team history.

2022 (USFL/Dallas):

- Earned USFL Most Valuable Player honors in the inaugural season of the league's re-launch, leading the New Jersey Generals and the league in receiving yards (540) and yards after the catch (316) on 44 receptions with four receiving scores. Added a punt return for a touchdown and a league-best 15.3 yards-per-return.
- Signed with Dallas in July and made the roster out of training camp, serving primarily as the Cowboys return specialist for all 17 games. Earned Pro Bowl accolades after averaging 24.2 yards on 21 kick returns and ranking fifth in the NFL by averaging 10.4 yards-per-return on 29 punt returns.
- Became the first Cowboys player to be selected to the Pro Bowl as a designated return specialist and was the only player in the league with a 50-yard kick return and a 50-yard punt return on the year.
- Also caught one pass for nine yards and rushed three times for 17 yards.
- Returned four kickoffs for 120 yards to mark the sixth-most kickoff return yards in a single game in Cowboys postseason history at San Francisco (1/22/23).

2021 (ELF/TSL/FCF):

- Joined the Glacier Boyz of the Fan Controlled Football League (FCF) for the inaugural season and finished with 13 receptions for 223 yards and four touchdowns over the six-game season.
- Signed with the Sea Lions of The Spring League (TSL), appearing in six games and tying for second in the league with three touchdowns.
- Signed with the Panthers Wroclaw of the European League of Football (ELF) in August, joining the squad midway through the season but finishing the regular season with 702 all-purpose yards and six touchdowns. The Panthers re-signed him for the 2022 season, but Turpin opted to play for the USFL.

2020 (IFL):

- After going undrafted in the 2019 NFL Draft, signed with the Frisco Fighters of the Indoor Football League (IFL) in 2020 but did not play a game with the team as the season was canceled because of COVID-19.

COLLEGE:

- Dismissed from the TCU football team in October 2018 after playing in seven games and recording 410 receiving yards and 487 return yards.
- Played in 14 games with three starts in 2017 and was named first-team All-Big 12 as an all-purpose player, finishing the year with 41 catches for 394 receiving yards, 86 rushing yards and 722 return yards for a total of 1,202 all-purpose yards. Also became the only player in the nation in 2017 with a touchdown by passing, rushing, receiving, punt return and kick return.
- Played in eight games with two starts in 2016, finishing the season with 986 all-purpose yards and 123.2 all-purpose yards-per-game to lead the team. Was named honorable-mention Big 12 Special Teams Player of the Year, recording 17 kick returns for 482 yards (28.4) and had 10 punt returns for 125 yards (12.5).
- In 2015 as a freshman, saw action in all 13 games with five starts, earning honorable mention All-Big 12 honors as a return specialist after recording 17 punt returns for 181 yards with a score and 27 kick returns for a 27.0-yard average. Added 45 catches for 649 yards and eight scoring grabs, while tallying 20 carries for 116 yards.

PERSONAL:

- All-state and first-team All-Northeast Louisiana as a senior at Neville High School in Monroe, La., totaling 1,928 all-purpose yards - 904 rushing and 724 receiving - and 29 touchdowns.
- Majored in criminal justice at TCU.

COMMUNITY:

- 2024 My Cause My Cleats - Children's Cancer Fund.
- 2022 Rookie Club presented by Blockchain.com.
- 2022-23 Early Thanksgiving Day Meal at The Salvation Army.
- 2022-23 NFL My Cause My Cleats campaign.
- Training Camp - Community Corner and Back Together Saturday.
- Training Camp Heroes Day.
- Play 60 Week events.
- Hispanic Heritage outreach.
- Annual Team Holiday Hospital Visits.
- Make-A-Wish Foundation of North Texas.

TURPIN'S COWBOYS TOTALS

Year Team	GP-GS	RECEIVING					RUSHING					
		No	Yds	Avg	Long	TD	No	Yds	Avg	Long	TD	
2022 Dallas	17-0	1	9	9.0	9	0	3	17	17.0	17	0	
2023 Dallas	16-0	12	127	10.6	34t	3	11	110	10.0	46	1	
2024 Dallas	17-2	31	420	13.5	64t	2	16	92	5.8	16	0	
Totals	50-2	44	556	12.6	64t	5	30	219	7.3	46	1	
Playoffs												
2022 Dallas	2-0	1	8	8.0	8	0	0	0	0.0	0	0	
2023 Dallas	1-0	0	0	0.0	0	0	0	0	0.0	0	0	
Totals	3-0	1	8	8.0	8	0	0	0	0.0	0	0	
Year Team		KICKOFF RETURNS					PUNT RETURNS					
		No	Yds	Avg	Long	TD	No	Yds	Avg	FC	Long	TD
2022 Dallas		21	508	24.2	63	0	29	303	10.4	26	52	0
2023 Dallas		10	292	29.2	63	0	13	79	6.1	22	15	0
2024 Dallas		27	904	33.5	99t	1	18	187	10.4	19	60t	1
Totals		58	1,704	29.4	99t	1	60	569	9.5	67	60t	1
Playoffs												
2022 Dallas		5	155	31.0	44	0	2	7	3.5	2	7	0
2023 Dallas		5	127	25.4	47	0	0	0	0.0	3	0	0
Totals		10	282	28.2	47	0	2	7	3.5	5	7	0

SINGLE-GAME HIGHS - RETURNS

Kickoff Returns – 5 at San Francisco, 10/27/24
Kickoff Return Yards – 194 vs. Detroit, 10/13/24
Long Kickoff Return – 99t at Washington, 11/24/24
Punt Returns – 5 at Cleveland, 9/8/24
Punt Return Yards – 96 at Cleveland, 9/8/24
Long Punt Return – 60t at Cleveland, 9/8/24

SINGLE-GAME HIGHS - RECEIVING & RUSHING

Receptions – 4, three times, last vs. N.Y. Giants, 11/28/24
Receiving Yards – 86 vs. Houston, 11/18/24
Long Reception – 64t vs. Houston, 11/18/24
Long Rush – 46 vs. New England, 10/1/23

DEUCE VAUGHN

42 • Running Back

5-5 • 185 • 11/2/01
 Kansas State • D6b-'23 (212th overall)
 NFL: 3rd Year • Cowboys: 3rd Year
 Games/Starts: 2024-7/0; Career-14/0
 Postseason: 2024-0/0; Career-0/0



PRO: The Dallas Cowboys drafted one of the most decorated players in college football when they selected Deuce Vaughn in the sixth round (212th overall) of the 2023 NFL Draft. Vaughn left Kansas State with school records for receptions (116) and receiving yards (1,280) by a running back, ranked second in career rushing yards (3,604), rushing attempts (651), 100-yard rushing games (21) and was the first player in school history with 1,000 rushing yards and 1,000 receiving yards in a career. In two seasons with Dallas, Vaughn has seen limited action at running back in 14 career games. He will compete for an opportunity to see increased carries in 2025 with last year's leading rusher, Rico Dowdle, departing in free agency.

TRANSACTION SUMMARY:

1/3/24: Placed on Reserve/Injured with an ankle injury.
4/29/23: Drafted in the sixth round (212th overall) by Dallas.

2024:

- Recorded 17 carries for 70 yards while also adding three receptions for 18 yards across seven games as a reserve running back.
- Was inactive for eight games as a healthy scratch.

2023:

- Finished his rookie season with 23 rushes for 40 yards and seven receptions for 40 yards. Also returned four punts for 19 yards, seeing action in seven games and was inactive for nine on the year.
- Made his NFL debut on special teams and on offense, where he carried the ball six times for eight yards - his first career stats - in the fourth quarter at the N.Y. Giants (9/10).
- Recorded his first career receptions - three for 16 yards - while also adding three runs for 16 yards against the N.Y. Jets (9/17).
- Placed on season-ending Reserve/Injured with an ankle injury on Jan. 3, 2024.

COLLEGE:

- Named a consensus All-American for a second straight season in 2022 - the second player in school history to pick up the honor twice in a career - and earned first-team All-American honors as an all-purpose player from the Associated Press after ranking eighth nationally in total rushing yards (1,558), fourth among running backs in receiving yards (378), scoring 12 total touchdowns and led the nation in scrimmage yards (1,936) in 14 starts as a junior.

- Earned first-team All-America honors as an all-purpose player from the Associated Press and was the 11th player in school history to be named a consensus All-American - the first since 2014 (Tyler Lockett). Finished his 2021 sophomore campaign with 235 rush attempts for 1,404 yards and 18 scores, adding 49 receptions for 468 yards and four touchdowns. Was one-of-three players in the nation with 1,000 rushing yards and 400 receiving yards, ranked fourth nationally with 22 total touchdowns and fifth in scrimmage yards-per-game (144.0).
- Rushed for 642 yards and seven touchdowns on 123 carries, caught 25 passes for 434 yards and two touchdowns, and he returned seven kickoffs for 145 yards as a true freshman, leading the team in rushing yards, receiving yards and all-purpose yards in 2020. Named the Big 12 Offensive Freshman of the Year by the league's coaches, while he was a second-team All-Big 12 selection by both the league's coaches and Associated Press, becoming the first Wildcat true freshman in the Big 12 era (since 1996) to earn first or second-team All-Big 12 honors on offense.

PERSONAL:

- Played at Cedar Ridge High School in Round Rock, Texas, where he accumulated 5,472 career all-purpose yards with 50 touchdowns, rushing for 4,405 yards and 38 scores to go along with 914 receiving yards and 11 receiving touchdowns. Also returned four kicks for 153 yards and a touchdown.
- Set school records for single-season rushing yardage (1,940) and single-game rushing yards (406).
- Also lettered three years in track and field.
- Father, Chris, is the assistant director of college scouting for the Dallas Cowboys.
- Majored in marketing at Kansas State.

COMMUNITY:

- 2023 Rookie Club presented by Blockchain.com.
- 2023 Early Thanksgiving at The Salvation Army.
- 2023 My Cause My Cleats campaign.
- Training Camp - Community Corner and Back Together Saturday.
- Training Camp Heroes Day.
- Play 60 Week events.
- Annual Team Holiday Hospital Visits.
- Make-A-Wish Foundation of North Texas.

VAUGHN'S COWBOYS TOTALS

Year Team	GP-GS	RUSHING					RECEIVING				
		No	Yds	Avg	Long	TD	No	Yds	Avg	Long	TD
2023 Dallas.....	7-0	23	40	1.7	13	0	7	40	5.7	11	0
2024 Dallas.....	7-0	17	70	4.1	12	0	3	18	6.0	8	0
Totals.....	14-0	40	110	2.8	13	0	10	58	5.8	11	0
Playoffs											
2023 Dallas.....	0-0	RESERVE/INJURED-Ankle					RESERVE/INJURED-Ankle				

LUIJI VILAIN

(loo-EE-gee vil-AIN)

53 • Defensive End

6-4 • 263 • 3/10/98

Wake Forest • FA-'24

NFL: 3rd Year • Cowboys: 1st Year

Games/Starts: 2024-0/0; Career-5/0

Postseason: 2024-0/0; Career-0/0



PRO: The Dallas Cowboys signed Luiji Vilain to the practice squad in 2024 with hopes of adding depth to their defensive front. Vilain, a former undrafted free agent, made the 53-man roster out of training camp as a rookie with Minnesota and saw action in three games, recording two tackles and two special teams tackles. Vilain spent the first few weeks of the 2023 season on Minnesota's practice squad before signing to Carolina's 53-man roster. Vilain appeared in one game for the Panthers before being placed on Reserve/Injured for the remainder of the 2023 season. After spending most of the 2024 season on Dallas' practice squad, Vilain will compete for a roster spot among a deep Dallas defensive front.

TRANSACTION SUMMARY:

- 1/6/25:** Signed a Futures contract with Dallas.
- 9/25/24:** Released by Cleveland and signed to Dallas' practice squad (10/9).
- 8/27/24:** Released by Carolina and signed to Cleveland's practice squad (9/11).
- 11/7/23:** Placed on Reserve/Injured with a knee injury.
- 8/29/23:** Released by Minnesota, signed to Minnesota's practice squad (8/30) and signed to Carolina's active roster (10/24).
- 5/1/22:** Signed with Minnesota as an undrafted free agent.

2024 (Carolina/Cleveland/Dallas):

- Went to camp with Carolina and was released at the cutdown date before signing to Cleveland's practice squad.
- Released by Cleveland on Sept. 25 and signed to the Cowboys practice squad on Oct. 9, where he spent the remainder of the season.

2023 (Minnesota/Carolina):

- Appeared in one game for Minnesota before being poached off the practice squad to Carolina's active roster.
- Elevated to the Vikings active roster from the practice squad against San Francisco (10/23), where he saw action on special teams.
- Signed to Carolina's active roster and saw action one week later against Indianapolis (11/5).
- Placed on Reserve/Injured (11/7) for the remainder of the season with a knee injury.

2022 (Minnesota):

- Signed with Minnesota as an undrafted free agent following the 2022 NFL Draft and appeared in three games for the Vikings.
- Made his NFL debut at Miami (10/16) where he notched one special teams tackle.
- Played in his second game against Indianapolis (12/17), primarily on special teams, where he tallied one tackle.
- Saw action in the regular season finale at Chicago (1/8/23), where he recorded two defensive tackles and two special teams tackles.

COLLEGE:

- Appeared in 12 games throughout four seasons at Michigan before transferring to Wake Forest in 2021.
- Finished his graduate season at Wake Forest with a team-high 9.0 sacks while also adding 22 tackles, 10 tackles for loss, two forced fumbles, one fumble recovery, two quarterback pressures and a pass breakup.
- Recorded 45 tackles, 8.0 sacks and recovered a fumble in the end-zone for a touchdown in his final season at Michigan in 2020 as a senior.
- Registered 60 tackles, 15.5 tackles for loss, 4.5 sacks, three forced fumbles and one fumble recovery as a junior.
- Did not see action as a freshman or sophomore at Michigan.

PERSONAL:

- Attended Episcopal High School in Alexandria, Va., where he helped the team to an 8-1 record in 2016.
- Registered 45 tackles and 8.0 sacks in his senior season and selected to the 2017 Under Armour All-American Game.
- Moved to the United States from Toronto, Ontario, Canada prior to his junior season.
- Earned a bachelor's degree in general studies from Michigan.

VILAIN'S NFL TOTALS

Year Team	GP-GS	DEFENSE								INTERCEPTIONS					FUMBLES REC					
		ST	AT	TT	Sks-Yds	Tkl/Ls	QB Prs	PBU	FF	No	Yds	Avg	Lg	TD	No	Yds	Avg	Lg	TD	
2022 Minnesota	3-0	1	1	2	0.0(0)	0(0)	0	0	0	0	0	0	0	0	0	0	0	0	0	0
2023 Minnesota	1-0	0	0	0	0.0(0)	0(0)	0	0	0	0	0	0	0	0	0	0	0	0	0	0
Carolina	1-0	0	0	0	0.0(0)	0(0)	0	0	0	0	0	0	0	0	0	0	0	0	0	0
2024 Cleveland	0-0	PRACTICE SQUAD								PRACTICE SQUAD					PRACTICE SQUAD					
Dallas	0-0	PRACTICE SQUAD								PRACTICE SQUAD					PRACTICE SQUAD					
Totals	5-0	1	1	2	0.0(0)	0(0)	0	0	0	0	0	0	0.0	0	0	0	0	0	0	0

ADDITIONAL STATISTICS

Special Teams Tackles - 2022 (2-0-2). Totals (2-0-2).

MATT WALETZKO

79 • Tackle

6-8 • 320 • 12/15/99

North Dakota • D5a-'22 (155th overall)

NFL: 4th Year • Cowboys: 4th Year

Games/Starts: 2024-7/0; Career-11/0

Postseason: 2024-0/0; Career-0/0



PRO: The Dallas Cowboys drafted Matt Waletzko in the fifth round (155th overall) of the 2022 NFL Draft to add a big-bodied, athletic profile to their offensive line group. Waletzko played in 32 games at North Dakota over four seasons, and in his first pro season, he saw action in three games on special teams before a shoulder injury ended his season. He again spent the majority of the season on Reserve/Injured with a shoulder injury in 2023. In his three years with Dallas, Waletzko has played in 11 career games, primarily on special teams and as a reserve tackle.

TRANSACTION SUMMARY:**8/30/23:** Placed on Reserve/Injured with a shoulder injury and activated (12/27).**10/22/22:** Placed on Reserve/Injured with a shoulder injury.**4/30/22:** Drafted in the fifth round (155th overall) by Dallas.**2024:**

- Saw action in seven games as a reserve offensive lineman, primarily contributing on special teams.
- Was inactive for 10 games as a healthy scratch.

2023:

- Spent the majority of the season on Reserve/Injured (shoulder) and upon activation on Dec. 27, played in one game.
- Placed on Reserve/Injured (shoulder) on Aug. 30, returned and was inactive for the game against Detroit (12/30), then made his season debut on offense late in the game at Washington (1/7/24).

2022:

- Played in the first three games of the season and was inactive for two before undergoing shoulder surgery and landing on season-ending Reserve/Injured on Oct. 22.
- Made his NFL debut on special teams against Tampa Bay (9/11).

COLLEGE:

- Started 10 of the 11 games he played as a senior, missing the final contest with a shoulder injury.
- As a junior, started all seven spring games and helped North Dakota lead the nation in fewest negative plays, earning All-MVFC Academic first-team honors and All-MVFC second-team.
- Started the first six games of the season as a sophomore before a left ACL injury sidelined him for the remainder of the season.
- Played in nine games with five starts at left tackle as a true freshman.

PERSONAL:

- Standout lineman at Rocori High School in Cold Spring, Minn.
- Became the second student athlete from Rocori to be drafted into the NFL - Eric Decker, 2010.
- Majored in sociology at North Dakota.

COMMUNITY:

- 2022 Reliant Home Run Derby benefiting the Salvation Army.
- 2022 Rookie Club presented by Blockchain.com.
- 2022 Early Thanksgiving Day Meal at The Salvation Army.
- 2022 NFL My Cause My Cleats campaign.
- 2022 Prison Fellowship Camp.
- Training Camp - Community Corner and Back Together Saturday.
- Training Camp Heroes Day.
- National Medal of Honor Museum Veteran's Lunch.
- Play 60 Week events.
- Hispanic Heritage outreach.
- Annual Team Holiday Hospital Visits.
- Make-A-Wish Foundation of North Texas.

WALETZKO'S COWBOYS TOTALS

GAMES/STARTS: 2022 (3/0, 0/0-IR); 2023 (1/0, 0/0); 2024 (7/0). **Totals: (11/0, 0/0).**

TYRUS WHEAT
 (TIE-russ)
91 • Defensive End

6-2 • 260 • 12/8/99
 Mississippi State • UDFA-23
 NFL: 3rd Year • Cowboys: 3rd Year
 Games/Starts: 2024-8/0; Career-20/0
 Postseason: 2024-0/0; Career-0/0



PRO: The Dallas Cowboys signed Tyrus Wheat as an undrafted free agent following the 2023 NFL Draft, adding a player with versatility who can lineup at linebacker or defensive end. In his first season with the Cowboys, Wheat began the year on the practice squad but was called up mid-season, mostly seeing time on special teams units in 12 games played. He is a depth piece on the defensive line that also contributes on special teams. During his two seasons with Dallas, Wheat has totaled 15 tackles and two special teams tackles.

TRANSACTION SUMMARY:

5/12/23: Signed with Dallas as an undrafted free agent.

2024:

- Played in eight games and notched 13 tackles, a half sack, one tackle for loss, seven pressures and one special teams tackle.
- Was inactive for eight games as a healthy scratch.
- At Pittsburgh (10/6) had a more prominent role on the defensive line when Marshawn Kneeland (knee) exited the game, recording a career-best four tackles, a half sack and three pressures.

2023:

- Saw action in 12 games as a rookie, totaling two tackles on defense and one tackle on special teams.
- Signed to the active roster from the practice squad prior to the contest against the LA Chargers (10/16) and made his NFL debut, notching his first career tackle on defense.
- Played on defense and special teams at Buffalo (12/17), where he recorded his first career special teams tackle.
- Inactive for the postseason contest against Green Bay (1/14/24).

COLLEGE:

- Played three seasons at Mississippi State after transferring from Copiah-Lincoln Community College in Wesson, Miss., where he was ranked the No. 1 junior college inside linebacker per *247Sports*.
- Named second-team All-SEC in 2022 after starting all 12 games and totaling 53 tackles, 10.5 tackles for loss and a team-leading 6.0 sacks.
- Started all 13 games in 2021 and registered 46 tackles, 10.5 tackles for loss and a career-high 7.5 sacks.
- As a junior, and in his first season with Mississippi State, appeared in nine games with eight starts. Tied for 12th in the FBS and ranked second in the SEC with two fumble recoveries.

- In 19 career games played for Copiah-Lincoln CC, totaled 104 tackles, including eight for loss, two forced fumbles, three fumble recoveries and five interceptions.
- As a sophomore posted 39 tackles, six tackles for loss and a team-high three interceptions, one for a score.
- Registered 65 tackles with two tackles for loss and two interceptions in his freshman campaign.

PERSONAL:

- Rated a consensus three-star prospect out of Amite, La., High School, where he earned All-District 8-2A honors as a senior.
- Earned a degree in interdisciplinary studies from Mississippi State.

COMMUNITY:

- 2023 Prison Fellowship Camp.
- 2023 Rookie Club presented by Blockchain.com.
- 2023 Early Thanksgiving at The Salvation Army.
- Training Camp - Community Corner and Back Together Saturday.
- Training Camp Heroes Day.
- Play 60 Week events.
- Annual Team Holiday Hospital Visits.
- Make-A-Wish Foundation of North Texas.

WHEAT'S COWBOYS TOTALS

Year Team	GP-GS	DEFENSE								INTERCEPTIONS					FUMBLES REC						
		ST	AT	TT	Sks-Yds	Tkl/Ls	QB	Prs	PBU	FF	No	Yds	Avg	Lg	TD	No	Yds	Avg	Lg	TD	
2023 Dallas.....	12-0	2	0	-	2	0.0(0)	0(0)	0	0	0	0	0	0	0	0	0	0	0.0	0	0	0
2024 Dallas.....	8-0	6	7	-	13	0.5(0)	1(-1)	7	0	0	0	0	0	0	0	0	0.0	0	0	0	
Totals.....	20-0	8	7	-	15	0.5(0)	1(-1)	7	0	0	0	0	0	0	0	0	0.0	0	0	0	
Playoffs																					
2023 Dallas.....	0-0	0	0	-	0	0.0(0)	0(0)	0	0	0	0	0	0	0	0	0	0.0	0	0	0	

ADDITIONAL STATISTICS

Special Teams Tackles - 2023 (0-1-1), 2024 (0-1-1). Totals (0-2-2).

JAVONTE WILLIAMS

33 • Running Back

5-10 • 222 • 4/25/00
 North Carolina • UFA(Den)-25
 NFL: 5th Year • Cowboys: 1st Year
 Games/Starts: 2024-17/11-Den; Career-54/29
 Postseason: 2024-1/1-Den; Career-1/1



PRO: The Dallas Cowboys signed Javonte Williams to help spearhead a running back room in transition under a new offensive coaching staff in 2025. Williams, originally a second round draft pick (35th overall) by Denver in 2021, has played four NFL seasons and compiled 2,394 yards and 11 scores on the ground with 966 receiving yards and an additional five scores through the air over 54 career games. Williams burst onto the NFL scene as a rookie, surpassing 1,000 scrimmage yards in his first year before suffering a knee injury early in his second season. He brings a true three-down skill set to the Cowboys backfield and will look to re-establish his profile as a dynamic running back in Dallas.

TRANSACTION SUMMARY:

- 3/14/25:** Signed a one-year contract with Dallas through 2025.
- 10/4/22:** Placed on Reserve/Injured with a knee injury.
- 4/30/21:** Drafted in the second round (35th overall) by Denver.

2024 (Denver):

- Appeared in all 17 games with 11 starts and led the team in rushing with 513 yards and four touchdowns on 139 attempts. Added a career-best 52 receptions for 346 yards through the air to finish second on the team with 859 scrimmage yards in his fourth NFL season.
- Recorded a team-best (second highest of his career) seven first downs and 77 rushing yards on 16 attempts at the N.Y. Jets (9/29).
- Had his first game of the year with 100 scrimmage yards against Las Vegas (10/6) with 61 rushing and 50 receiving.
- Scored twice on the ground, the first multi-rushing touchdown game of his career, and had a season-high 88 rushing yards at New Orleans (10/17). Added 23 yards receiving to surpass 100 scrimmage yards.
- Started the lone postseason game at Buffalo (11/25) in the Wild Card Round, rushing seven times for 29 yards and catching two passes for 14 yards.

2023 (Denver):

- Appeared in 16 games (13 starts), totaling 217 rushes for 774 yards with three touchdowns and caught 47 passes for 228 yards with two scores to eclipse 1,000 scrimmage yards for the second time in his career in his return from a torn ACL the season prior.
- Returned from injury in the first game of the season against Las Vegas (9/10), rushing for a team-high 52 yards on 13 attempts and catching four passes for five yards.
- Set a career high with 27 rushing attempts for 85 yards and caught three passes for 13 yards with one touchdown against Kansas City (10/29).
- Caught a team-high and season-best seven passes for 43 yards and also rushed nine times for 32 yards with one touchdown at Las Vegas (1/7/24).

2022 (Denver):

- Played in the first four games of the year before being placed on Reserve/Injured with a knee injury, totaling 204 rushing yards on 47 attempts and 16 catches for 76 yards.
- Talled 108 yards from scrimmage (43 rush, 65 receiving) in the season opener at Seattle (9/12).

2021 (Denver):

- Appeared in all 17 regular season games with one start as a rookie, tallying 1,219 scrimmage yards - seventh highest by a Broncos rookie - and finishing third among all rookies with 903 rushing yards on 203 carries with four touchdowns.
- Added 43 receptions for 316 yards and three scores through the air.
- Made his NFL debut, posting 14 rushes for 45 yards at the N.Y. Giants (9/12) in the season opener.
- Recorded his first career rushing touchdown on a one-yard plunge and added three receptions for 33 yards against the N.Y. Jets (9/26), becoming the first Broncos rookie to rush for a touchdown since Phillip Lindsay in 2018.
- Rushed eight times for 61 yards, tallying a career-long 49-yard rush, and added 25 receiving yards on three catches at Pittsburgh (10/10).
- Garnered his first career 100-yard rushing effort, recording 17 rushes for a career-high 111 yards at Dallas (11/7) to earn Pepsi Zero Sugar Rookie of the Week honors.
- Made his first career start, nabbing his second 100-yard rushing effort of the season and led the team with 102 yards on 23 carries while catching six passes for 76 yards with one touchdown at Kansas City (12/5).
- Eclipsed 1,000 scrimmage yards on the season with 83 total yards against Detroit (12/12), adding his first career multi-touchdown performance with a score on the ground and through the air.

COLLEGE:

- Appeared in 35 games with two starts over three seasons at North Carolina, rushing 366 times for 2,297 yards with 29 touchdowns in addition to catching 50 passes for 539 yards with four receiving scores.
- Voted as the team's offensive MVP and was named a Maxwell Award (National Player of the Year) and Doak Walker Award (nation's top running back) semifinalist after setting the single-season program record with 132 points and 22 total touchdowns (fourth most in the country) over 11 games with 1,140 rushing yards and 305 yards through the air as a junior in 2020.
- Saw action in all 13 games with one start in 2019, totaling 166 rushes for 933 yards with five touchdowns and caught 17 passes for 176 yards and one receiving score.
- Appeared in all 11 games as a true freshman in 2017, recording 43 rushes for 224 yards with five touchdowns and eight receptions for 58 yards.

PERSONAL:

- Attended Wallace-Rose Hill High School in Teachey, N.C., where he graduated as the valedictorian of his class and led his team to its fourth straight state title as a senior. Finished his senior season with 2,271 rushing yards and 27 touchdowns while posting 363 receiving yards and five scores.
- Won a track and field state title in the 4x100 meter relay in 2016.

J. WILLIAMS' NFL TOTALS

Year Team	GP-GS	RUSHING					RECEIVING				
		No	Yds	Avg	Long	TD	No	Yds	Avg	Long	TD
2021 Denver	17-1	203	903	4.4	49	4	43	316	7.3	42	3
2022 Denver	4-4	47	204	4.3	17	0	16	76	4.8	13	0
2023 Denver	16-13	217	774	3.6	21	3	47	228	4.9	18	2
2024 Denver	17-11	139	513	3.7	20	4	52	346	6.7	34	0
Totals	54-29	606	2,394	4.0	49	11	158	966	6.1	42	5
Playoffs											
2024 Denver	1-1	7	29	4.1	6	0	2	14	7.0	7	0

SINGLE-GAME HIGHS

- | | |
|--|---|
| Carries – 27 vs. Kansas City, 10/29/23 | Receptions – 11 at Seattle, 9/12/22 |
| Rushing Yards – 111 at Dallas, 11/7/21 | Receiving Yards – 76 at Kansas City, 12/5/21 |
| Long Rush – 49 at Pittsburgh, 10/10/21 | |
| Rushing Touchdowns – 2 at New Orleans, 10/17/24 | |

J. WILLIAMS' CAREER GAME-BY-GAME
RUSHING

Game	2021 (Denver)				
	No	Yds	Avg	Long	TD
W-@ NYG 9/12 ...	14	45	3.2	12	0
W-@ Jac 9/19	13	64	4.9	16	0
W-NYJ 9/26	12	29	2.4	14	1
L-Bal 10/3	7	48	6.9	31	0
L-@ Pit 10/10	8	61	7.6	49	0
L-LV 10/17	11	53	4.8	30	0
L-@ Cle 10/21	4	20	5.0	7	0
W-Was 10/31	9	35	3.9	14	0
W-@ Dal 11/7	17	111	6.5	30	0
L-Phi 11/14	8	48	6.0	20	0
W-LAC 11/28	14	54	3.9	12	1
L-@ KC 12/5	23	102	4.4	14	0
W-Det 12/12	15	73	4.9	9	1
L-Cin 12/19	15	72	4.8	14	0
L-@ LV 12/26	7	12	1.7	3	1
L-@ LAC 1/2/22	14	30	2.1	7	0
L-KC 1/8/22	12	46	3.8	15	0
Totals	203	903	4.4	49	4

Game	2022 (Denver)				
	No	Yds	Avg	Long	TD
L-@ Sea 9/12	7	43	6.1	13	0
W-Hou 9/18	15	75	5.0	17	0
W-SF 9/25	15	58	3.9	16	0
L-@ LV 10/2	10	28	2.8	13	0
L-Ind 10/6		RESERVE/INJURED-Knee			
L-@ LAC 10/17		RESERVE/INJURED-Knee			
L-NYJ 10/23		RESERVE/INJURED-Knee			
W-@ Jac 10/30		RESERVE/INJURED-Knee			
L-@ Ten 11/13		RESERVE/INJURED-Knee			
L-LV 11/20		RESERVE/INJURED-Knee			
L-@ Car 11/27		RESERVE/INJURED-Knee			
L-@ Bal 12/4		RESERVE/INJURED-Knee			
L-KC 12/11		RESERVE/INJURED-Knee			
W-Ari 12/18		RESERVE/INJURED-Knee			
L-@ LAR 12/25		RESERVE/INJURED-Knee			
L-@ KC 1/1/23		RESERVE/INJURED-Knee			
W-LAC 1/8/23		RESERVE/INJURED-Knee			
Totals	47	204	4.3	17	0

Game	2023 (Denver)				
	No	Yds	Avg	Long	TD
L-LV 9/10	13	52	4.0	11	0
L-Was 9/17	12	44	3.7	15	0
L-@ Mia 9/24	11	42	3.8	16	0
W-@ Chi 10/1	2	0	0.0	1	0
L-NYJ 10/8		INACTIVE/INJURED-Quad			
L-@ KC 10/12	10	52	5.2	18	0
W-GB 10/22	15	82	5.5	21	0
W-KC 10/29	27	85	3.1	15	0
W-@ Buf 11/13	21	79	3.8	11	0
W-Min 11/19	11	37	3.4	15	0
W-Cle 11/26	18	65	3.6	15	0
L-@ Hou 12/3	13	46	3.5	16	0
W-@ LAC 12/10	17	66	3.9	20	1
L-@ Det 12/16	12	27	2.3	8	0
L-NE 12/31	11	24	2.2	9	1
W-LAC 12/31	15	41	2.7	16	0
L-@ LV 1/7/24	9	32	3.6	11	1
Totals	217	774	3.6	21	3

Game	2024 (Denver)				
	No	Yds	Avg	Long	TD
L-@ Sea 9/8	8	23	2.9	9	0
L-Pit 9/15	11	17	1.5	5	0
W-@ TB 9/22	5	12	2.4	5	0
W-@ NYJ 9/29	16	77	4.8	16	0
W-LV 10/6	13	61	4.7	17	0
L-LAC 10/13	6	23	3.8	13	0
W-@ NO 10/17	14	88	6.3	20	2
W-Car 10/27	17	44	2.6	9	0
L-@ Bal 11/3	12	42	3.5	7	0
L-@ KC 11/10	1	1	1.0	1	0
W-Atl 11/17	9	59	6.6	14t	1
W-@ LV 11/24	8	-2	-0.3	7	0
W-Cle 12/2	4	1	0.3	2t	1
W-Ind 12/15	6	15	2.5	4	0
L-@ LAC 12/19	4	24	6.0	15	0
L-@ Cin 12/28					
W-KC 1/5/25	5	28	5.6	10	0
Totals	139	513	3.7	20	4

Playoffs

L-@ Buf 1/12/25	7	29	4.1	6	0
-----------------------	---	----	-----	---	---

SAM WILLIAMS

54 • Defensive End


6-4 • 260 • 3/31/99

Mississippi • D2-'22 (56th overall)

NFL: 4th Year • Cowboys: 4th Year

Games/Starts: 2024-0/0-IR: Career-32/0

Postseason: 2024-0/0: Career-3/0



PRO: In the second round (56th overall) of the 2022 NFL Draft, the Dallas Cowboys selected talented edge rusher Sam Williams out of Mississippi. In his first season with Dallas, Williams played in 15 games and tallied a team-leading seven tackles for loss, 4.0 sacks, 20 pressures, a forced fumble and three fumble recoveries. Williams made a similar impact in his second season, rotating at defensive end and totaling 20 tackles, two tackles for loss, 4.5 sacks and 17 pressures. He also added a more prominent role on special teams, lining up at gunner on punt team and reaching max speeds of over 19 miles-per-hour on punt coverage, adding four special teams tackles and a blocked punt. In 2024 Williams spent the season rehabbing his knee after suffered a torn ACL during practice in training camp. Williams heads into 2025 on a mission to prove that he can be a valuable pass rusher for a deep defensive line.

TRANSACTION SUMMARY:

- 8/6/24:** Placed on Reserve/Injured with a knee injury.
4/29/22: Drafted in the second round (56th overall) by Dallas.

2024:

- Suffered a season-ending knee injury during a training camp practice, underwent surgery and spent the season on Reserve/ Injured recovering and rehabbing.

2023:

- Played in a career-high 17 games in 2023 - and the Wild Card Playoff Game - totaling 20 tackles and 4.5 sacks - both career-bests - along with two tackles for loss and 17 quarterback pressures. Also added four tackles and his first career blocked punt on special teams.
- Had two stops and a season-best three hurries in the season opener at the N.Y. Giants (9/10).
- Collected his first sack of the season against New England (10/1).
- Added a tackle and two hurries on defense against the LA Rams (10/29). On special teams, lined up at gunner on punt team for the first time, recording his first career special teams tackle and his first career blocked punt in the second quarter that resulted in a safety when the ball went through the end zone.
- Tallied a sack in three consecutive games at Philadelphia (11/5), against the N.Y. Giants (11/12) and at Carolina (11/19).
- Posted a season-high three tackles and a quarterback hurry on defense, along with a tackle on special teams, against Washington on Thanksgiving Day (11/23).
- Tallied two tackles, a half sack, a tackle for loss and a quarterback pressure at Washington (1/7/24) in the regular season finale, then saw time on defense and special teams in the Wild Card game against Green Bay (1/14/24).

2022:

- Played in 15 games and tallied 19 tackles, a team-leading seven tackles for loss, 4.0 sacks, 20 pressures, a forced fumble and tied a team-high with three fumble recoveries.
- Made his NFL debut in the season opener against Tampa Bay (9/11), but did not record any stats.
- Recorded his first career stats, making a tackle and a tackle for loss against Cincinnati (9/18).
- Registered his first career sacks, picking up 2.0 against Detroit (10/23), including a strip sack that he recovered for his first career forced fumble and fumble recovery.
- Added a sack each at Green Bay (11/13) and at Washington (1/8/23).
- Picked up three tackles, a season-high two tackles for loss and four pressures at Minnesota (11/20).
- Played in both postseason contests but did not record any stats.

COLLEGE:

- Was a first-team All-SEC selection and All-American as a "Super Senior" after exercising an additional year of eligibility due to the COVID-19 pandemic and started all 13 games in 2021, setting the Ole Miss single-season school record with 12.5 sacks, adding 57 tackles, 16 tackles for loss, eight quarterback pressures, a pass breakup, ranked 10th nationally with four forced fumbles and returned one fumble 33 yards for a touchdown.
- Appeared in 10 games in 2020 with six starts as a senior while seeing time at linebacker and defensive end to tally 40 tackles, 4.0 sacks, a team-high eight tackles for loss, three quarterback pressures and a forced fumble.
- Played in 12 games with eight starts in his first season with Ole Miss as a junior in 2019, making 37 tackles, a team-high 6.0 sacks, 9.5 tackles for loss, five pressures, a pass breakup, an interception and a forced fumble.
- Was named a first-team NJCAA All-American and MACJC Defensive Lineman of the Year following his sophomore campaign at Northeast Mississippi Community College in 2018, totaling 75 tackles, 28.5 tackles for loss, 17.5 sacks - tied for the most in the nation - four forced fumbles and four pass breakups in nine games.
- Played in nine games and recorded 53 tackles, 3.5 sacks, 11 tackles for loss and two forced fumbles in his first season at Northeast Mississippi Community College.

PERSONAL:

- Attended Robert E. Lee High School in Montgomery, Ala.
- Graduated from Ole Miss with a bachelor's degree in multi-disciplinary studies.
- Has a son, Sam Jr.

COMMUNITY:

- 2022, 2024 Reliant Home Run Derby benefiting the Salvation Army.
- 2022 Rookie Club presented by Blockchain.com.
- 2022-23 Early Thanksgiving Day Meal at The Salvation Army.
- 2022-23 NFL My Cause My Cleats campaign.
- 2023-24 Dallas Cowboys Draft Day/Fan Appreciation Party.
- 2024 Salute to Service Operation Shower.
- Training Camp - Community Corner and Back Together Saturday.
- Training Camp Heroes Day.
- Play 60 Week events.
- Hispanic Heritage outreach.
- Annual Team Holiday Hospital Visits.
- Make-A-Wish Foundation of North Texas.

S. WILLIAMS' COWBOYS TOTALS

Year Team	GP-GS	DEFENSE										INTERCEPTIONS				FUMBLES REC				
		ST	AT	TT	Yds	Tkl/ Ls	QB Prs	PBU	FF	No	Yds	Avg	Lg	TD	No	Yds	Avg	Lg	TD	
2022 Dallas.....	15-0	12	7	-	19	4.0(-26)	7(-15)	20	1	1	0	0	0	0	0	0	0	0	0	0
2023 Dallas.....	17-0	8	12	-	20	4.5(-27)	2(-6)	17	0	1	0	0	0	0	0	0	0	0	0	0
2024 Dallas.....	0-0	RESERVE/INJURED-Knee										RESERVE/INJURED				RESERVE/INJURED				
Totals.....	32-0	20	19	-	39	8.5(-53)	9(-21)	37	1	2	0	0	0	0	0	0	0	0	0	0
Playoffs																				
2022 Dallas.....	2-0	0	0	-	0	0.0(0)	0(0)	0	0	0	0	0	0	0	0	0	0	0	0	0
2023 Dallas.....	1-0	0	0	-	0	0.0(0)	0(0)	0	0	0	0	0	0	0	0	0	0	0	0	0
Totals.....	3-0	0	0	-	0	0.0(0)	0(0)	0	0	0	0	0	0	0	0	0	0	0	0	0

ADDITIONAL STATISTICS

Special Teams Tackles – 2023 (4-0-4, BP). Totals: 4-0-4, BP.

SINGLE-GAME HIGHS

Total Tackles – 4 vs. Houston, 12/11/22
 Sacks – 2.0 vs. Detroit, 10/23/22

DONOVAN WILSON

6 • Safety

6-0 • 215 • 2/21/95

Texas A&M • D6-19 (213th overall)

NFL: 7th Year • Cowboys: 7th Year

Games/Starts: 2024-17/17; Career-83/60

Postseason: 2024-0/0; Career-4/4



PRO: Donovan Wilson was added to the mix at the safety position with the selection of the former Texas A&M product in the sixth round (213th overall) of the 2019 NFL Draft. Wilson, who is entering his seventh season with the Cowboys, is a hard-hitting defender in the back end for Dallas. Along with his help in run support, Wilson has recorded 13.0 career sacks, the fourth-most sacks by NFL defensive backs since 2019 and the second most by a Cowboys defensive back since 1982 - Bill Bates (18.0). Wilson enters 2025 as one of the leaders on the Dallas defense as the Cowboys welcome in new defensive coordinator Matt Eberflus.

TRANSACTION SUMMARY:

3/14/23: Signed a three-year extension with Dallas through 2025.

11/24/21: Placed on Reserve/Injured with a shoulder/chest injury, designated for return (12/15) and activated (12/25).

4/26/19: Drafted in the sixth round (213th overall) by Dallas.

2024:

- Capped off his sixth season with 17 starts, finishing third on the team with 90 tackles while adding 4.5 sacks, one interception, two forced fumbles and career highs in both pressures (11) and pass breakups (five).
- His 4.5 sacks were second in the NFL among defensive backs, behind only Derwin James (5.5), and his 13.0 career sacks are the second-most by a Cowboys defensive back since 1982.
- Tallied seven tackles, his first interception of the season and a pass breakup against New Orleans (9/15).
- Notched a season-high eight tackles against Baltimore (9/22).
- Recorded at least half a sack in four of his last six contests.

2023:

- Amassed 97 tackles (third on the defense), two tackles for loss, four quarterback pressures, three pass breakups, a career-high tying two interceptions, a forced fumble and two fumble recoveries while starting 13-of-15 games played.
- Inactive/Injured (calf) for the first two games of the season, then made his season debut at Arizona (9/24) to the tune of four tackles, a tackle for loss and a quarterback pressure.
- Tallied three tackles, a tackle for loss and a fumble recovery at Carolina (11/19).
- Led the defense with a career-high 12 tackles at Miami (12/24).
- Had a team-high 11 tackles, an interception and a pass breakup against Detroit (12/30).
- Surpassed 300 career tackles at Washington (1/7/24), totaling seven, an interception and a pass breakup. Became the first Cowboys safety to have an interception in consecutive games within the same season since Xavier Woods in 2019.

2022:

- Paced the defense with a career-best 108 tackles, also logged 5.0 sacks, four tackles for loss, nine pressures, two pass breakups, two forced fumbles and an interception.
- His 5.0 sacks tied (Bill Bates, 1984) for the most by a Cowboys defensive back in a single season since 1982.
- Started the season opener against Tampa Bay (9/11), registering seven tackles, a pressure and an interception.
- Led the defense with 10 tackles, a sack, two pressures and a pass breakup at the N.Y. Giants (9/26).
- Notched sacks in consecutive games at Philadelphia (10/16) and against Detroit (10/23).
- Logged seven tackles with one for a loss, topping 100 tackles for the first time in his career at Philadelphia (12/24).
- Played in his 50th career game at Tennessee (12/29) and posted his fifth sack of the season, tying Bill Bates for the most sacks by a Cowboys defensive back in a season since 1982 when sacks became official.
- Tied for second on the team with seven tackles and added two pass breakups in the Wild Card game at Tampa Bay (1/26/23), then had eight tackles and a hurry at San Francisco in the Divisional Round (1/22/23).

2021:

- Limited to three starts in nine games, injuring his groin early in the season, then a chest and shoulder injury later.
- Posted 30 tackles, one for a loss, one hurry and one breakup on the season.
- Started the season opener at Tampa Bay (9/9) but was Inactive/Injured-groin for the next four games, returning to limited duty for the win at New England (10/31).
- Suffered chest/shoulder injuries at Kansas City (11/21), landed on Reserve/Injured (11/24) and returned to practice (12/15).
- Started as the third safety in his postseason debut against San Francisco (1/16/22), finishing the Wild Card with eight tackles and a pressure.

2020:

- Earned a starting safety spot in Week 5 and started 10 of the remaining 12 games, missing two with a groin injury, and finished fourth on the team with 68 tackles while adding 3.5 sacks (tied for third), three forced fumbles, two fumble recoveries (tied for first) and two interceptions. Also added six special teams tackles.
- Saw extended time against Cleveland (10/4), replacing Darian Thompson, finishing with nine tackles and his first career sack.
- Made his first career start and tallied two tackles in the win against the N.Y. Giants (10/11), then selected as a team captain for the Week 6 game against Arizona (10/19).
- Notched his second career sack, on which he forced and recovered his first career fumble, at Philadelphia (11/1).
- Tallied nine tackles, a half sack, two forced fumbles and a fumble recovery at Minnesota (11/22), then selected as the special teams captain for the Thanksgiving game against Washington (11/26), finishing with nine stops.

2019:

- Played in 11 games as a rookie, mainly on special teams, and finished the year with three coverage tackles.
- Missed the first two games of the year with an ankle injury, then made his NFL debut on special teams against Miami (9/22).
- Had his first tackle on special teams against Minnesota (11/10).

COLLEGE:

- A three-year starter and defensive captain for the Aggies who compiled 207 total tackles, 5.0 sacks, 21.5 tackles for loss, 16 pass breakups and eight interceptions.
- Started 11 games as a redshirt senior and led the team with two interceptions and was second with 66 tackles.
- Suffered a season-ending ankle injury during the season-opening UCLA game and received a medical redshirt.
- Posted 59 tackles in 12 games with seven starts as a junior. Also had one interception and 5.5 tackles for loss.
- Saw action in all 13 games as a sophomore, starting seven, and led the Aggies with five interceptions with 63 tackles, 8.5 tackles for a loss with 2.0 sacks, three forced fumbles and two fumble recoveries.
- As a freshman made 19 tackles and two tackles for loss in 10 games, starting one.

PERSONAL:

- Attended Woodlawn High School in Shreveport, La., and led the area with 13 picks while earning all-city Defensive Player of the Year (*Shreveport Times*), and Class 4A all-state honors as a senior.
- Also had 70 tackles and five forced fumbles, and on offense, made 57 catches for 860 yards and nine scores.
- Earned his degree in sports management from Texas A&M.

COMMUNITY:

- 2019 Rookie Club presented by Essilor USA.
- 2019 Reliant Home Run Derby benefiting the Salvation Army.
- 2019 Dallas Cowboys U High School Camp.
- 2019 Early Thanksgiving Day Meal at The Salvation Army.
- 2023 NFL My Cause My Cleats campaign.
- Training Camp - Community Corner and Back Together Saturday.
- Training Camp Heroes Day.
- Annual Team Holiday Hospital Visits.
- Kick Off Luncheon and Dallas Cowboys Family Cookbook benefiting Happy Hill Farm.
- Make-A-Wish Foundation of North Texas.

WILSON'S COWBOYS TOTALS

		DEFENSE						INTERCEPTIONS					FUMBLES REC						
Year Team	GP-GS	ST	AT	TT	Sks- Yds	Tkl/ Ls	QB Prs	PBU	FF	No	Yds	Avg	Lg	TD	No	Yds	Avg	Lg	TD
2019 Dallas	11-0	0	0	0	0.0(0)	0(0)	0	0	0	0	0	0.0	0	0	0	0	0.0	0	0
2020 Dallas	14-10	49	18	67	3.5(-25)	1(-1)	2	4	3	2	5	2.5	5	0	2	0	0.0	0	0
2021 Dallas	9-3	21	9	30	0.0(0)	1(-4)	1	1	0	0	0	0.0	0	0	0	0	0.0	0	0
2022 Dallas	17-17	80	28	108	5.0(-35)	4(-6)	9	2	2	1	0	0.0	0	0	1	0	0.0	0	0
2023 Dallas	15-13	58	39	97	0.0(0)	2(-9)	4	3	1	2	0	0.0	0	0	2	0	0.0	0	0
2024 Dallas	17-17	40	50	90	4.5(-30)	2(-2)	11	5	2	1	0	0.0	0	0	1	0	0.0	0	0
Totals	66-43	248	144	392	13.0(-90)	10(-22)	27	15	8	6	5	0.8	5	0	6	0	0.0	0	0
Playoffs																			
2021 Dallas	1-1	4	4	8	0.0(0)	0(0)	1	0	0	0	0	0.0	0	0	0	0	0.0	0	0
2022 Dallas	2-2	9	6	15	0.0(0)	0(0)	1	2	0	0	0	0.0	0	0	0	0	0.0	0	0
2023 Dallas	1-1	2	3	5	0.0(0)	0(0)	0	0	0	0	0	0.0	0	0	0	0	0.0	0	0
Totals	4-4	15	13	28	0.0(0)	0(0)	2	2	0	0	0	0.0	0	0	0	0	0.0	0	0

ADDITIONAL STATISTICS

Special Teams Tackles – 2019 (2-1-3), 2020 (6-0-6). Totals: 8-1-9.

SINGLE-GAME HIGHS

Total Tackles – 12 at Miami, 12/24/23
 Solo Tackles – 8 vs. Washington, 10/2/22 and at Miami, 12/24/23

DONOVAN WILSON'S CAREER GAME-BY-GAME DEFENSE

2019 (Dallas)								2020 (Dallas)							
Game	ST	AT	TT	Sks Yds	Tkl/ Ls	QB Prs	PBU	Game	ST	AT	TT	Sks Yds	Tkl/ Ls	QB Prs	PBU
W-NYG 9/8	INACTIVE/INJURED-Ankle							L-@ LAR 9/13							
W-@ Was 9/15	INACTIVE/INJURED-Ankle							W-Atl 9/20							
W-Mia 9/22								L-@ Sea 9/27							
L-@ NO 9/29	INACTIVE							L-Cle 10/4	7	2	9	1.0(-1)	1(-1)		
L-GB 10/6								W-NYG 10/11	1	1	2				
L-@ NYJ 10/13								L-Ari 10/19	7	2	9				
W-Phi 10/20								L-@ Was 10/25	2	1	3				
W-@ NYG 11/4								L-@ Phi 11/1	4	0	4	1.0(-10)	1	1	
L-Min 11/10								L-Pit 11/8	2	0	2				
W-@ Det 11/17								W-@ Min 11/22	5	4	9	0.5(-4)			
L-@ NE 11/24	INACTIVE							L-Was 11/26	7	2	9				
L-Buf 11/28								L-@ Bal 12/3	INACTIVE/INJURED-Groin						
L-@ Chi 12/5								W-@ Cin 12/13	INACTIVE/INJURED-Groin						
W-LAR 12/15								W-SF 12/20	6	5	11			1	2
L-@ Phi 12/22								W-Phi 12/27	5	1	6				
W-Was 12/29								L-@ NYG 1/3/21	3	0	3	1.0(-10)			1
Totals								Totals	49	18	67	3.5(-25)	1(-1)	2	4

WILSON'S CAREER GAME-BY-GAME, cont.

STAFF

DONOVAN
WILSON

2024 SEASON

RECORDS

PLAYOFF
RECORDS

HISTORY

SIDELINES

2021 (Dallas)							
Game	ST	AT	TT	Sks Yds	Tk/ Ls	QB Prs	PBU
L-@ TB 9/9.....							1
W-@ LAC 9/19.....				INACTIVE/INJURED-Groin			
W-Phi 9/27.....				INACTIVE/INJURED-Groin			
W-Car 10/3.....				INACTIVE/INJURED-Groin			
W-NYG 10/10.....				INACTIVE/INJURED-Groin			
W-@ NE 10/17.....	1	0	- 1				
W-@ Min 10/31.....	2	2	- 4		1(-4)		
L-Den 11/7.....	5	1	- 6				
W-Atl 11/14.....	1	2	- 3				
L-@ KC 11/21.....	3	1	- 4				1
L-LV 11/25.....				RESERVE/INJURED			
W-@ NO 12/2.....				RESERVE/INJURED			
W-@ Was 12/12....				RESERVE/INJURED			
W-@ NYG 12/19....				RESERVE/INJURED-DFR			
W-Was 12/26.....	3	0	- 3				
L-Ari 1/2/22.....	3	3	- 6				
W-@ Phi 1/8/22....	3	0	- 3				
Totals.....	21	9	- 30		1(-4)	1	1

Playoffs							
L-SF 1/16/22.....	4	4	- 8				1

2022 (Dallas)							
Game	ST	AT	TT	Sks Yds	Tk/ Ls	QB Prs	PBU
L-TB 9/11.....	5	2	- 7			1	1
W-Cin 9/18.....	7	1	- 8		1(-2)	1	
W-@ NYG 9/26.....	8	2	- 10	1.0(-11)		2	1
W-WAS 10/2.....	8	1	- 9			1	
W-@ LAR 10/9.....	6	1	- 7				
L-@ Phi 10/16.....	3	1	- 4	1.0(0)			
W-Det 10/23.....	4	2	- 6	1.0(-10)			
W-Chi 10/30.....	7	2	- 9		1(-1)	2	
L-@ GB 11/13.....	5	4	- 9				
W-@ Min 11/20....	2	0	- 2				
W-NYG 11/24.....	2	4	- 6			2	
W-Ind 12/4.....	7	1	- 8	1.0(-9)			
W-Hou 12/11.....	4	1	- 5		1(-1)		
L-@ Jac 12/18.....	3	1	- 4				
W-Phi 12/24.....	6	1	- 7		1(-2)		
W-@ Ten 12/29....	1	0	- 1	1.0(-5)			
L-@ Was 1/8/23....	3	3	- 6				
Totals.....	80	28	- 108	5.0(-35)	4(-6)	9	2

Playoffs							
W-@ TB 1/16/23....	4	3	- 7				2
L-@ SF 1/22/23....	5	3	- 8			1	
Totals.....	9	6	- 15			1	2

2023 (Dallas)							
Game	ST	AT	TT	Sks Yds	Tk/ Ls	QB Prs	PBU
W-@ NYG 9/10.....				INACTIVE/INJURED-Calif			
W-NYJ 9/17.....				INACTIVE/INJURED-Calif			
L-@ Ari 9/24.....	3	1	- 4			1(-5)	1
W-NE 10/1.....	4	2	- 6				
L-@ SF 10/8.....	5	4	- 9				
W-@ LAC 10/16....	3	1	- 4				1
W-LAR 10/29.....	5	1	- 6				
L-@ Phi 11/5.....	1	2	- 3				
W-NYG 11/12.....	3	1	- 4				
W-@ Car 11/19....	1	2	- 3			1(-4)	
W-Was 11/23.....	2	6	- 8				1
W-Sea 11/30.....	3	3	- 6				1
W-Phi 12/10.....	4	1	- 5				1
L-@ Buf 12/17.....	5	4	- 9				
L-@ Mia 12/24....	8	4	- 12				
W-Det 12/30.....	6	5	- 11				1
W-@ Was 1/7/24....	5	2	- 7				1
Totals.....	58	39	- 97	0.0(0)	2(-9)	4	3

Playoffs							
L-GB 1/14/24.....	2	3	- 5				

2024 (Dallas)							
Game	ST	AT	TT	Sks Yds	Tk/ Ls	QB Prs	PBU
W-@ Cle 9/8.....	0	0	- 2				1
L-NO 9/15.....	2	5	- 7				1
L-Bal 9/22.....	1	7	- 8				
W-@ NYG 9/26.....	4	2	- 6				1
W-@ Pit 10/6.....	3	4	- 7			1(-1)	
L-Det 10/13.....	3	3	- 6	1.0(-9)			
L-@ SF 10/27.....	2	4	- 6				1
L-@ Atl 11/3.....	4	4	- 8			1(-1)	1
L-Phi 11/10.....	3	1	- 4				1
L-Hou 11/18.....	2	4	- 6				2
W-@ Was 11/24....	2	3	- 5				2
W-NYG 11/28.....	1	4	- 5	1.0(-12)			1
L-Cin 12/9.....	5	3	- 8	0.5(-1)			1
W-@ Car 12/15....	5	1	- 6				
W-TB 12/22.....	1	3	- 4	1.0(-4)			1
-@ Phi 12/29.....	1	0	- 1				
-Was 1/5/25.....	1	0	- 1	1.0(-4)			2
Totals.....	40	50	- 90	4.5(-30)	2(-2)	11	5

2025 DRAFT PICKS

TYLER BOOKER

52 • Guard

6-5 • 330 • 4/12/04

Alabama • DI-25 (12th overall)

NFL: Rookie • Cowboys: Rookie



COLLEGE: The Dallas Cowboys added a physical, high football IQ player to their offensive line when they selected Tyler Booker in the first round (12th overall) of the 2025 NFL Draft. Over his three-year career at Alabama, Booker played in 38 games with 27 starts, primarily at guard. He served as a team captain for the Crimson Tide in 2024 and was named first-team All-American and first-team All-SEC while starting all 13 games - 12 at left guard and one at left tackle. Booker comes to Dallas with the hopes of replacing recently retired, nine-time Pro Bowler Zack Martin, a staple of the Cowboys offensive line for the last decade.

TRANSACTION SUMMARY:

4/24/25: Drafted in the first round (12th overall) by Dallas.

2024 (Alabama):

- Named first-team All-American by CBS Sports and *USA Today* and earned first-team All-SEC honors by both the Associated Press and conference coaches.
- Started all 13 games, including 12 at left guard and one at left tackle, and allowed just a half sack while recording a team-high 92 knockdown blocks, according to Alabama athletics.
- Served as a team captain for the Crimson Tide as a junior.
- Earned SEC Offensive Lineman of the Week three times (against Auburn, against Missouri and at LSU).
- Blocked for a Crimson Tide offense that led the SEC in rushing touchdowns (41) and ranked third in the SEC in scoring offense (33.8 points-per-game) and offensive touchdowns (58).

2023 (Alabama):

- Earned first-team All-SEC honors from the AP and earned the starting spot at left guard coming out of fall camp.
- Started 13 games, missing only the game against USF with back spasms.
- Started at left guard in the College Football Playoff semifinal game against Michigan at the Rose Bowl.
- Part of an offense that averaged 34.0 points-per-game, fourth in the SEC, and blocked for quarterback Jalen Milroe, who tied for fourth in the SEC with 23 passing touchdowns and ranked second in touchdown percentage (8.1%).

2022 (Alabama):

- Played in 12 games, rotating at both guard spots, and started the Sugar Bowl at left guard against Kansas State.
- Named to the Freshman All-SEC team by the league's coaches and selected as a freshman All-American by *PFF*.
- A physical presence on the interior of the line who blocked for the nation's fourth-highest scoring offense (41.1) and 11th-highest total offense (477.1 yards-per-game).

PERSONAL:

- Rated a five-star offensive lineman by *ESPN.com* out of IMG Academy in Bradenton, Fla., and was selected to the 2022 Under Armour All-America game.
- Primarily played at tackle for IMG Academy.
- Born and raised in Connecticut but went to high school at Bergen Catholic in Oradell, N.J., before transferring to IMG Academy.
- Earned his degree in psychology at Alabama.

COMMUNITY:

- 2025 Tyler Booker Football Camp hosted in New Haven, Conn.

BOOKER'S ALABAMA TOTALS

GAMES/STARTS: 2022 (12/1); 2023 (13/13); 2024 (13/13). Totals: 38/27.

STAFF

TYLER BOOKER

2024 SEASON

RECORDS

PLAYOFF RECORDS

HISTORY

SIDELINES

DONOVAN EZEIRUAKU

(ezz-AH-rah-coo)

41 • Defensive End

6-2 • 255 • 5/25/03
Boston College • D2-'25 (44th overall)
NFL: Rookie • Cowboys: Rookie



COLLEGE: The Dallas Cowboys drafted Donovan Ezeiruaku in the second round (44th overall) of the 2025 NFL Draft, adding an explosive and nuanced pass rusher to their defensive arsenal. Ezeiruaku finished his collegiate career as one of the top defensive players in Boston College history, playing 47 games over four seasons for the Eagles and garnering numerous awards and accolades following 215 tackles, 45.5 tackles for loss, 30.0 sacks, four pass breakups and eight forced fumbles in his tenure. He offers the Cowboys an impact presence opposite Micah Parsons in pass rush situations, and combined with Dante Fowler, Marshawn Kneeland and Sam Williams, gives Dallas a battery of players to affect opposing passers off the edge.

TRANSACTION SUMMARY:

4/25/25: Drafted in the second round (44th overall) by Dallas.

2024 (Boston College):

- Team captain, ACC Defensive Player of the Year, consensus first-team All-American and Ted Hendricks Award recipient as college football's top defensive end after tying the Boston College single-season sack record with 16.5 takedowns - most in the country - and led the team with 20.5 tackles for loss to go along with 80 tackles.
- Was only the 13th player in Boston College history to earn consensus first-team All-American honors.
- Garnered a season-high 14 tackles with 3.0 sacks, including a game-changing strip sack, and four tackles for loss against Western Kentucky.
- Closed out the season with 10 tackles, a career-high 3.5 sacks, another tackle for loss and three pressures against Pittsburgh.

2023 (Boston College):

- Started all 13 games and was fourth on the team in tackles with 53, adding 6.5 tackles for loss, 2.0 sacks, two forced fumbles and seven quarterback hurries as a junior.
- Recorded six tackles and 2.0 sacks against Virginia.
- Forced a fumble and recorded four total tackles, including 1.5 tackles for loss, against SMU at the Wasabi Fenway Bowl.

2022 (Boston College):

- All-ACC second-team selection as a sophomore after playing in all 12 games, totaling 61 tackles and leading the team in sacks (8.5), tackles for loss (14.5), and forced fumbles (three).
- Registered a season-high nine tackles with two tackles for loss, a sack, and two forced fumbles against Rutgers in the season opener.
- Tied his season-best with nine tackles, including three tackles for loss and season-high 2.5 sacks against Syracuse.

2021 (Boston College):

- Played in 10 games as a freshman and totaled 21 tackles with four tackles for loss and 3.0 sacks.
- Debuted with three tackles, two tackles for loss and a sack against Colgate.
- Posted a season-high six tackles with a sack against Wake Forest.

PERSONAL:

- Three-star recruit by 247 Sports, ESPN and Rivals out of Williamstown, N.J., High School and helped guide one of South Jersey's top defenses in 2020 with 47 tackles, 2.0 sacks, nine tackles for loss and 11 quarterback hurries.
- Tallied more than 50 tackles with 7.5 sacks in 2019.
- Majored in management at Boston College.

EZEIRUAKU'S BOSTON COLLEGE TOTALS

Year Team	GP-GS	DEFENSE							INTERCEPTIONS					FUMBLES REC					
		ST	AT	TT	Sks-Yds	Tkl/Ls	QB Prs	PBU	FF	No	Yds	Avg	Lg	TD	No	Yds	Avg	Lg	TD
2021 Boston College.....	10-0	14	7	-	21	3.0(-10)	4(-13)	0	0	0	0	0.0	0	0	0	0	0.0	0	0
2022 Boston College.....	12-11	35	26	-	61	8.5(-52)	14.5(-73)	4	2	3	0	0.0	0	0	0	0	0.0	0	0
2023 Boston College.....	13-13	28	25	-	53	2.0(-7)	6.5(-23)	7	1	2	0	0.0	0	0	0	0	0.0	0	0
2024 Boston College.....	12-12	37	43	-	80	16.5(-91)	20.5(-99)	15	1	3	0	0.0	0	0	0	0	0.0	0	0
Totals.....	47-36	114	101	-	215	30.0(-160)	45.5(-208)	26	4	8	0	0.0	0	0	0	0	0.0	0	0

SHAYON REVEL

(suh-VONE REV-uhl)

27 • Cornerback

6-2 • 198 • 4/12/02
East Carolina • D3- '25 (76th overall)
NFL: Rookie • Cowboys: Rookie



COLLEGE: The Dallas Cowboys drafted Shayon Revel in the third round (76th overall) of the 2025 NFL Draft, adding a long and talented piece to their cornerback puzzle. A former junior college prospect, Revel amassed 71 tackles, four tackles for loss, a sack, three interceptions and one touchdown in 24 career games with 15 starts at East Carolina. He will have the opportunity to contribute early in his rookie season following his recovery from a knee injury that cut his senior year short.

TRANSACTION SUMMARY:

4/25/25: Drafted in the third round (76th overall) by Dallas.

2024 (East Carolina):

- Started the first three games of the season, logging eight tackles, two interceptions, one touchdown and four pass breakups before suffering a season-ending injury.
- Returned an interception 50 yards into the end zone against Appalachian State (9/14).

2023 (East Carolina):

- Started all 12 games, totaling 54 tackles, 3.5 tackles for loss, a sack and 12 pass breakups on his way to second-team All-AAC honors.
- Averaged 1.08 pass breakups-per-game, ranking third in the American Athletic Conference. Posted two-or-more tackles in all 12 games while tallying at least five in six-of-12 games.
- Recorded his first career sack against Gardner-Webb (9/23) for a loss of 14 yards.
- Notched his first career interception at Tulsa (11/25).

2022 (East Carolina):

- Saw action in nine games in his first year at East Carolina, tallying eight tackles.

2021 (Louisburg CC):

- Played in six games for the Hurricanes, notching one tackle.

2020 (Louisburg CC):

- The 2020 season was canceled due to COVID-19.

PERSONAL:

- Four-year letterwinner as a two-way player at two high schools in the Winston-Salem area, completing his first three years at Reynolds High School before transferring to Reagan High School for his senior year. Talled 38 tackles and four interceptions on defense while notching 33 grabs for 439 yards and five touchdowns on offense as senior in 2019.
- Also lettered in track and field, competing in the 55-meter dash, 300-meter dash, long jump and high jump.
- Graduated from East Carolina with a degree in interpersonal communications.

REVEL'S COLLEGIATE TOTALS

Year Team	GP-GS	DEFENSE										INTERCEPTIONS				FUMBLES REC				
		ST	AT	TT	Sks- Yds	TkI/ Ls	QB Prs	PBU	FF	No	Yds	Avg	Lg	Td	No	Yds	Avg	Lg	Td	
2020 Louisiana CC.....	0-0				CANCELED-COVID-19															
2021 Louisiana CC.....	6-0	1	0	1	0.0(0)	0(0)	0	0	0	0	0	0	0	0	0	0	0	0	0	
2022 East Carolina.....	9-0	4	4	8	0.0(0)	0(0)	0	0	0	0	0	0	0	0	0	0	0	0	0	
2023 East Carolina....	12-12	30	25	55	1.0(-14)	3.5(-20)	0	12	0	1	0	0.0	0	0	1	0	0.0	0	0	
2024 East Carolina.....	3-3	4	4	8	0.0(0)	0.5(-1)	0	4	0	2	50	25.0	0	1	0	0	0.0	0	0	
Totals.....	30-15	39	33	72	1.0(-14)	4.0(-21)	0	16	0	3	30	25.0	0	1	1	0	0.0	0	0	

JAYDON BLUE

(JAY-dim)

34 • Running Back

5-9 • 198 • 1/8/04
Texas • D5a- '25 (149th overall)
NFL: Rookie • Cowboys: Rookie



COLLEGE: With the selection of Jaydon Blue in the fifth round (149th overall) of the 2025 NFL Draft, the Dallas Cowboys added a running back known for his explosive burst, vision and ability to catch the ball out of the backfield. During his three seasons with the Longhorns, Blue rushed for 1,161 yards and added 503 receiving yards in 38 career games. Blue was a featured component in the Longhorns backfield in 2024, setting career-highs in nearly every statistical category, including team-highs

in rushing touchdowns (eight) and total touchdowns (14). Blue, a Texas native, will have the opportunity to compete for the top running back spot alongside 2025 seventh round selection Phil Mafah and veterans Javonte Williams and Miles Sanders.

TRANSACTION SUMMARY:

4/26/25: Drafted in the fifth round (149th overall) by Dallas.

2024 (Texas):

- Played in all 15 regular season games with five starts, recording 730 rushing yards and a team-high eight touchdowns on 134 carries (5.4 avg).
- Also displayed an ability to catch the ball out of the backfield, totaling 368 receiving yards and six touchdowns on 42 receptions, fourth-most on the team. His 14 total touchdowns were the most on the team.
- Made his first career start in the season opener against Colorado State, posting a team-high 11 carries for 63 rushing yards.
- Had a career game against Louisiana-Monroe, racking up career-highs in carries (25) and rushing touchdowns (three) while recording 125 rushing yards. Also added a receiving touchdown, giving him a career-high four total touchdowns.
- Totaled a career-high 146 rushing yards on 14 attempts with two touchdowns in the CFP First Round against Clemson, including a career-long 77-yard rushing touchdown.

2023 (Texas):

- Played in all 14 games and rushed 65 times for 398 yards and three touchdowns. Added 14 receptions for 135 yards and a touchdown.
- Rushed four times for 44 yards, including a 34-yard run, and scored his first career touchdown in the win over BYU.
- Against Texas Tech tallied a season-high 121 yards - the first 100-yard game of his career - and a touchdown on 10 carries.
- Totaled 71 scrimmage yards and his first career receiving touchdown against Oklahoma State in the Big 12 Championship at AT&T Stadium.

2022 (Texas):

- Played in nine games as a true freshman and rushed 15 times for 33 yards.
- Made his Texas debut against Louisiana-Monroe in the season opener.

PERSONAL:

- Ranked as the No. 6 running back in the nation by *247Sports.com* out of Klein Cain High School in Houston, Texas.
- Selected to participate in the 2022 All-American Bowl despite foregoing his senior season due to recurring knee issues and preparing for his freshman season at Texas.
- Majored in physical culture and sports at Texas.

BLUE'S TEXAS TOTALS

Year Team	GP-GS	RUSHING					RECEIVING				
		No	Yds	Avg	Long	TD	No	Yds	Avg	Long	TD
2022 Texas	9-0	15	33	2.2	10	0	0	0	0.0	0	0
2023 Texas	14-0	65	398	6.1	69	3	14	135	9.6	19	1
2024 Texas	15-5	134	730	5.4	77	8	42	368	8.8	45	6
Totals	38-5	173	1,161	5.4	77	11	56	503	9.0	45	7

ADDITIONAL STATISTICS

Kickoff Returns – 2023 (3 for 80 yards.)

SHEMAR JAMES

(shuh-MAR)

50 • Linebacker

6-1 • 235 • 6/24/04

Florida • D5b: 25 (152nd overall)

NFL: Rookie • Cowboys: Rookie



COLLEGE: The Dallas Cowboys added a fast and athletic linebacker when they selected Shemar James in the fifth round (152nd overall) of the 2025 NFL Draft. James played three seasons at the University of Florida where he made an impact for the Gator defense with 166 tackles, 11.5 tackles for loss, 5.0 sacks, four pass breakups, an interception, two forced fumbles and two fumble recoveries. The ability to contribute significantly on special teams should be a calling card initially for James as he works into the defensive rotation.

TRANSACTION SUMMARY:

4/26/25: Drafted in the fifth round (152nd overall) by Dallas.

2024 (Florida):

- Named a team captain and started all 13 games at linebacker for the Gators as a junior, totaling 64 tackles, 2.0 sacks, four tackles for loss, one interception, four pass breakups, one forced fumble and a fumble recovery.
- Recorded his first career interception while notching five tackles and one tackle for loss against Miami.
- Had arguably his most productive game of the season with a season-high 11 tackles while logging his first 2.0 sacks of the year and added two pass breakups to earn SEC Defensive Player of the Week honors against No. 21 ranked LSU.

2023 (Florida):

- Started the first eight games before a season-ending injury and finished second on the team in tackles (55) and tackles for loss (5.5), adding a sack.
- Led the team in tackles with seven and had a tackle for loss against Vanderbilt, then registered a team-high eight tackles at South Carolina.

2022 (Florida):

- Played in all 13 games as a freshman and started four games to finish the season with 47 tackles, three quarterback hurries, two tackles for loss, 2.0 sacks, a forced fumble and a fumble recovery.
- Earned freshman All-SEC honors.

PERSONAL:

- Five-star recruit and No. 1 linebacker by Rivals after starring as a three-sport athlete at Faith Academy in Mobile, Ala.
- Also lettered in basketball and track and field.
- Two-time SEC Fall Academic Honor Roll (2023-24).
- Majored in educational sciences at Florida.

JAMES' FLORIDA TOTALS

Year Team	GP-GS	DEFENSE										INTERCEPTIONS				FUMBLES REC			
		ST	AT	TT	Sks- Yds	Tkl/ Ls	QB Prs	PBU	FF	No	Yds	Avg	Lg	TD	No	Yds	Avg	Lg	TD
2022 Florida.....	13-4	18	29	47	2.0(-9)	2(-9)	3	0	1	0	0	0.0	0	0	1	0	0.0	0	0
2023 Florida.....	8-8	24	31	55	1.0(-7)	5.5(-13)	0	0	0	0	0	0.0	0	0	0	0	0.0	0	0
2024 Florida.....	13-13	34	30	64	2.0(-20)	4(-24)	0	4	1	1	0	0.0	0	0	1	0	0.0	0	0
Totals.....	34-25	76	90	166	5.0(-36)	11.5(-46)	3	4	2	1	0	0.0	0	0	2	0	0.0	0	0

AJANI CORNELIUS

(ah-JOHNNY)

69 • Tackle

6-5 • 318 • 5/21/02

Oregon • D6-25 (204th overall)

NFL: Rookie • Cowboys: Rookie



COLLEGE: The Dallas Cowboys added depth to the offensive line with the selection of Ajani Cornelius in the sixth round (204th overall) of the 2025 NFL Draft. Cornelius saw action in 51 career games with 50 career starts at right tackle, anchoring top-ranked offenses at Rhode Island and Oregon. Cornelius will have an opportunity to earn a spot on the offensive line and contribute on special teams units as a rookie.

TRANSACTION SUMMARY:

4/26/25: Drafted in the sixth round (204th overall) by Dallas.

2024 (Oregon):

- Started all 14 games for the Ducks at right tackle, playing 966 offensive snaps while allowing just 3.0 sacks in 497 pass-blocking opportunities en route to second-team All-Big Ten honors.
- Helped Oregon to top-25 marks in scoring offense (34.9 points-per-game), total offense (437.4 yards-per-game), passing offense (279.5) and third down offense (48.6%) .

2023 (Oregon):

- Started all 14 games at right tackle in his first season at Oregon, playing 899 offensive snaps, second most among Oregon players.
- Anchored an offensive attack that led the nation in passing offense (346.9) and ranked second in scoring offense (44.2) and total offense (531.4).
- Contributed to an offensive front that led the nation with just five sacks allowed.
- Allowed zero sacks and 11 pressures in 512 pass-blocking opportunities.

2022 (Rhode Island):

- Started all 11 games as a sophomore at Rhode Island, blocking for the third-highest scoring offense in the league (30.6).
- Added to an offensive front that blocked for four 200 rushing yard games, including 212 yards at Bryant, 288 yards against Brown, 200 yards against Elon and 204 yards against Albany.
- Earned first-team All-CAA honors.

2021 (Rhode Island):

- Started all 11 games at right tackle, helping the offense to average 133.6 rushing yards-per-game.
- Made his first career start against Bryant, contributing to an offensive line effort that pushed the Rams to 235 rushing yards while not allowing any sacks.

2020 (Rhode Island):

- Made his collegiate debut against Delaware (3/27) in the COVID-19 2020 spring season.

PERSONAL:

- Three-year letterwinner at Archbishop Stepinac High School in White Plains, N.Y., leading the Crusaders to back-to-back state championships and New York City High School Football League 3A titles in 2017 and 2018.
- Named Catholic High School Football League AAA Offensive Lineman of the Year as a senior in 2019.
- Graduated from Oregon with a degree in social science and a concentration in business.

CORNELIUS' COLLEGIATE TOTALS

GAMES/STARTS: 2020 (1/0-Rhode Island); 2021 (11/11-Rhode Island); 2022 (11/11-Rhode Island); 2023 (14/14-Oregon); 2024 (14/14-Oregon). **Totals: 51/50**

JAY TOIA

(TOE-eeyah)

93 • Defensive Tackle

6-2 • 340 • 7/16/03
 UCLA • D7a-'25 (217th overall)
 NFL: Rookie • Cowboys: Rookie



COLLEGE: The Dallas Cowboys drafted Jay Toia in the seventh round (217th overall) of the 2025 NFL Draft, bringing a run stopper who was part of an elite run defense for four years at UCLA. In 2023 and 2024, Toia helped the Bruins defense to top-10 marks nationally in rushing yards allowed-per-game. In 2025 with Dallas, Toia will have an opportunity to help improve a Dallas interior front led by defensive coordinator Matt Eberflus and defensive line coach Aaron Whitecotton.

TRANSACTION SUMMARY:

4/26/25: Drafted in the seventh round (217th overall) by Dallas.

2024 (UCLA):

- Earned honorable mention All-Big Ten honors as the centerpiece for UCLA's productive rushing defense, totaling 25 tackles, two tackles for loss, a sack, three pressures and a pass breakup while starting all 12 games.
- Led a UCLA defense that ranked sixth nationally and third in the Big Ten in rushing yards allowed-per-game (96.2).
- Notched a season-high five tackles, a tackle for loss and a pressure at LSU.
- Helped hold Iowa to 80 rushing yards after the Hawkeyes entered the game ranked 10th nationally in rushing yards-per-game (222.0).
- Recorded a sack, three tackles and a pressure in the win at Nebraska.

2023 (UCLA):

- Played in all 13 games and made 12 starts, totaling 28 tackles, four tackles for loss, a sack and a pass breakup.
- Helped UCLA's run defense rank second in the country in yards allowed-per-rush (2.65), the program's lowest mark since 1985. Also part of a Bruins defense that held opponents to five rushing touchdowns, fewest among FBS teams.
- Was the anchor on a run defense that ranked second nationally in rushing yards allowed-per-game (80.8).
- Credited with a season-high six tackles, two tackles for loss and a sack at Arizona.

2022 (UCLA):

- As a sophomore, played in all 13 games with 12 starts and totaled a career-high 30 tackles to go along with three tackles for loss and a sack.
- Tallied a career-high 10 tackles, including two for loss, against Pittsburgh in the Sun Bowl and was named Lineman of the Game.
- Notched his only sack of the season against Arizona.

2021 (UCLA):

- Originally enrolled at USC in Spring 2021 and participated in spring practices after graduating early from high school, but then transferred to UCLA in time for fall camp.
- Played in all 12 games as a reserve defensive lineman, totaling eight tackles and a pass breakup.
- Totaled a season-high four tackles against Colorado.

PERSONAL:

- Played as a two-way lineman as a senior at Grace Brethren High School in Simi Valley, Calif., and was named to the 2020 PrepStar All-American team.
- Grew up in Tonga and played rugby in his youth before moving to Inglewood, Calif.
- Earned his degree in political science from UCLA.


TOIA'S UCLA TOTALS

Year Team	GP-GS	DEFENSE								INTERCEPTIONS					FUMBLES REC				
		ST	AT	TT	Yds	Tkl/ Ls	QB Prs	PBU	FF	No	Yds	Avg	Lg	TD	No	Yds	Avg	Lg	TD
2021 UCLA	12-0	7	1	-	8	0.0(0)	0(0)	0	1	0	0	0	0.0	0	0	0	0.0	0	0
2022 UCLA	13-12	13	17	-	30	1.0(-7)	3(-10)	1	1	1	0	0	0.0	0	0	0	0.0	0	0
2023 UCLA	13-12	18	10	-	28	1.0(-1)	4(-4)	0	1	0	0	0	0.0	0	0	0	0.0	0	0
2024 UCLA	12-12	15	10	-	25	1.0(-2)	2(-4)	3	1	0	0	0	0.0	0	0	0	0.0	0	0
Totals	50-36	53	38	-	91	3.0(-10)	9(-18)	4	4	1	0	0	0.0	0	0	0	0.0	0	0

PHIL MAFAH

37 • Running Back

6-1 • 232 • 10/24/02
 Clemson • D7b-24 (239th overall)
 NFL: Rookie • Cowboys: Rookie



COLLEGE: The Dallas Cowboys chose a punishing running back when they selected Phil Mafah in the seventh round (239th overall) of the 2025 NFL Draft. Mafah finished his collegiate career ranked ninth in Clemson history in career rushing yards (2,887) and tied for 10th in career rushing touchdowns (28) while working in a running back committee for the majority of his time with the Tigers. His physical running style will add a missing dimension to the Dallas backfield and work in tandem with the other running backs in the room for 2025.

TRANSACTION SUMMARY:

4/26/25: Drafted in the seventh round (239th overall) by Dallas.

2024 (Clemson):

- Team captain, third-team All-ACC and All-ACC Academic Team selection in his senior season, establishing career highs in rushes (216) and rushing yards (1,115) while adding eight scores over 14 starts on the year. Caught a career high-tying 21 passes for 103 yards.
- Posted three multi-touchdown games on the year, rushing for two scores each at Wake Forest, against Virginia and against Louisville in consecutive weeks.
- Rushed 10 times for 118 yards, including a career long 83-yard touchdown against Appalachian State, Clemson's longest run since a 90-yard run by Travis Etienne in 2019.
- Carried the ball 30 times for a season-best 171 yards and two touchdowns and caught five passes for 28 yards against Louisville, finishing the game with 199 all-purpose yards.

2023 (Clemson):

- Combined with Will Shipley to form Clemson's fifth duo to each eclipse 800 rushing yards in a season since 1948, rushing 179 times for 965 yards and 13 scores. Added 21 catches for 108 receiving yards in 13 games played with five starts.
- Recorded a career-high 186 rushing yards on a school record-tying 36 carries with two touchdowns against No. 12 Notre Dame, collecting ACC Running Back of the Week honors.
- Earned Gator Bowl Most Valuable Player honors against Kentucky after rushing 11 times for 71 yards with a career-high four rushing touchdowns, setting the Clemson bowl record for rushing scores in a game.

2022 (Clemson):

- Recorded 98 carries for 515 yards and four touchdowns and added nine catches for 48 yards in 14 games with one start as a sophomore.
- All-ACC Academic Team selection.
- Rushed for 94 yards on 18 carries against No. 14 Syracuse.
- Tallied 10 carries for 106 yards with a 39-yard touchdown run against Louisville, earning team Offensive Player of the Game after his 10 carries were the fewest by a Clemson 100-yard rusher since the 2020 ACC Championship Game (10 by Travis Etienne).
- Rushed twice for 10 yards and completed a 19-yard pass to Cade Klubnik against No. 24 North Carolina.

2021 (Clemson):

- Initially planned to redshirt as a freshman but recorded 292 yards and three touchdowns on 68 carries and gained 50 yards on seven receptions in nine games with one start.
- Made his collegiate debut against Boston College, rushing eight times for 58 yards.

PERSONAL:

- Rushed for 2,526 yards on 288 carries, an 8.8-yard average, and scored 37 total touchdowns at Grayson High School in Loganville, Ga. Recorded 10 100-yard rushing games in 29 career games.
- Tallied 1,130 yards on 130 attempts (8.7) as a senior in 2020, scoring 18 touchdowns and notching five 100-yard rushing games to help his team to a 14-0 record and 2020 state title.
- Completed a microinternship at National Football League headquarters in New York in the spring of 2022.
- Earned his degree in management from Clemson.

MAFAH'S CLEMSON TOTALS

Year Team	GP-GS	RUSHING					RECEIVING				
		No	Yds	Avg	Long	TD	No	Yds	Avg	Long	TD
2021 Clemson	9-1	68	292	4.3	63	3	7	50	7.1	15	0
2022 Clemson	14-1	98	515	5.3	39	4	9	48	5.3	17	0
2023 Clemson	13-5	179	965	5.4	49	13	21	108	5.1	19	0
2024 Clemson	14-14	216	1,115	5.2	83t	8	21	103	4.9	22	0
Totals	50-21	561	2,887	5.2	83t	28	58	309	5.3	22	0

TOMMY AKINGBESOTE

(ah-KING-buh-so-tay)

72 • Defensive Tackle

6-4 • 312 • 2/25/03
 Maryland • D7c: '25 (247th overall)
 NFL: Rookie • Cowboys: Rookie



COLLEGE: The Dallas Cowboys drafted Tommy Akingbesote in the seventh round (247th overall) of the 2025 NFL Draft to add depth to the defensive front. Akingbesote totaled 77 tackles, 4.0 sacks and eight tackles for loss in 44 career games with 21 career starts over four seasons at Maryland. Akingbesote will have the opportunity to further develop under new defensive line coach Aaron Whitecotton.

TRANSACTION SUMMARY:

4/26/25: Drafted in the seventh round (247th overall) by Dallas.

2024 (Maryland):

- Started all 12 games as a senior, adding 32 tackles, a sack, one forced fumble and a fumble recovery to his collegiate totals.
- Leading tackler among defensive linemen.
- Achieved a career-best nine tackles at Virginia.

2023 (Maryland):

- Played in all 13 games with seven starts, amassing 28 tackles, two pass breakups, one tackle for loss and a sack.
- Recorded his first career pass breakup at Michigan State.
- Posted a career-high four tackles in the season opener against Towson.

2022 (Maryland):

- Appeared in 12 games with two starts, totaling 14 tackles with 2.0 sacks.
- Notched his first career sack at Indiana for a loss of ten yards.
- Earned his first career start at Wisconsin, tallying three tackles and a sack for a loss of three yards.

2021 (Maryland):

- Saw action in seven games as true freshman, recording three tackles.

PERSONAL:

- Four-star prospect out of C.H. Flowers High School in Springdale, Md., starting all 12 games as a senior in 2020, and notching a team-high 32 tackles.
- Graduated from Maryland with a degree in family science.

AKINGBESOTE'S MARYLAND TOTALS

Year Team	GP-GS	DEFENSE									INTERCEPTIONS					FUMBLES REC				
		ST	AT	TT	Sks-Yds	Tkl/Ls	QB Prs	PBU	FF	No	Yds	Avg	Lg	TD	No	Yds	Avg	Lg	TD	
2021 Maryland.....	7-0	3	0	-	3	0.0(0)	0(0)	0	0	0	0	0	0	0	0	0	0	0	0	0
2022 Maryland.....	12-2	9	5	-	14	2.0(-13)	2(-13)	0	0	0	0	0	0	0	0	0	0	0	0	0
2023 Maryland.....	13-7	17	11	-	28	1.0(-4)	1(-4)	0	2	0	0	0	0	0	0	0	0	0	0	0
2024 Maryland.....	12-12	16	16	-	32	1.0(-9)	5(-23)	0	0	1	0	0	0	0	0	0	0	0	0	0
Totals	44-21	45	32	-	77	4.0(-26)	8(-40)	0	2	1	0	0	0	0.0	0	0	1	0	0.0	0

ROOKIE FREE AGENTS AND FIRST-YEAR

STAFF

ROOKIES/
FIRST-YEAR

2024 SEASON

RECORDS

PLAYOFF
RECORDS

HISTORY


SIDELINES

JUSTIN BARRON Linebacker

6-4 • 235 • 10/25/01

Syracuse • UDFA - '25

NFL: Rookie • Cowboys: Rookie



TRANSACTION SUMMARY:

5/2/25: Signed with Dallas as a rookie free agent.

COLLEGE:

- Appeared in 62 games with 47 starts in his collegiate career, playing three different positions. Started his career as wide receiver (2020), moved to defensive back at the end of the 2020 season - where he played through Week 1 of the 2024 campaign - and played the final 12 games of his collegiate career at linebacker.
- Finished his collegiate career as a two-time team captain and two-time All-ACC selection with 294 tackles, 20 tackles for loss, 3.5 sacks, two interceptions, 14 pass breakups, three forced fumbles and three fumble recoveries.
- Honorable Mention All-ACC and Jason Witten Collegiate Man of the Year Semifinalist following his senior season in 2024 where he started all 13 games and made a team-best 93 tackles, adding 9.5 tackles for loss, 2.0 sacks, one interception, three pass breakups and a fumble recovery.
- Notched 90 tackles, five tackles for loss, a half sack, one interception, seven pass breakups, three forced fumbles and a fumble recovery as a defensive back in 2023 as a redshirt junior. His 90 tackles were second on the team and most by an Orange defensive back since 1997.
- Key piece of a defensive unit that finished the season 14th nationally in passing defense (184.8) and 21st in total defense (328.6) after starting 12-of-13 games played and recording 65 tackles, five tackles for loss, a sack, a breakup and a fumble recovery as a redshirt sophomore. Also served as the team's holder on field goals.
- As a redshirt freshman in 2021, appeared in all 12 contests and started the last nine games of the season, finishing with 42 tackles, a quarterback hurry and three pass breakups.
- Played all 11 games as a special teams contributor in 2020 as a freshman, switching from wide receiver to defensive back midway through the year.

PERSONAL:

- Rated among the top players in Connecticut by ESPN coming out of Suffield Academy in Rocky Hill, CT, where he played both sides of the ball at wide receiver and defensive back. As a senior, made 29 receptions for 525 yards (18.1 avg.) with five touchdowns on offense and logged 36 tackles and two interceptions on defense to lead the Tigers to a 9-0 record and the Class A New England Championship.
- Majored in psychology at Syracuse.

ZION CHILDRESS Cornerback

5-11 • 203 • 1/21/02

Kentucky • UDFA - '25

NFL: Rookie • Cowboys: Rookie



TRANSACTION SUMMARY:

5/2/25: Signed with Dallas as a rookie free agent.

COLLEGE:

- Spent the first two seasons of his career (2020-21) at Texas State before transferring to Kentucky for his final three years (2022-24). Over his five-year collegiate career, played in 62 career games with 40 starts and recorded 283 tackles, 12 tackles for loss, 3.0 sacks, three forced fumbles, two fumble recoveries and 17 pass breakups.
- In three seasons at Kentucky, played both safety and nickel cornerback, was a two-year starter and two-time team captain. Played in 38 games with 26 starts while totaling 148 tackles, 10 tackles for loss, 2.0 sacks, eight pass breakups and a forced fumble.
- In 2024 as a senior, named honorable mention All-SEC while starting all 12 games, finishing with 55 tackles, six tackles for loss, two pass breakups, a sack, a forced fumble and a team-high tying six quarterback pressures.
- As a junior, started all 13 games for the Wildcats and notched 59 tackles, two tackles for loss, three pass breakups, a sack and a fumble recovery.

- During his first season with Kentucky in 2022, played all 13 games with his first career start coming against No. 1 Georgia, totaling 34 tackles, two for loss, a sack and two pass breakups.
- In two seasons at Texas State, appeared in 24 games with 14 starts as a nickel cornerback. As a redshirt freshman in 2021, played in 12 games with eight starts and recorded 74 tackles, five pass breakups, an interception and two forced fumbles.
- As a true freshman during the 2020 COVID-19 season, played 12 games with six starts and recorded 61 tackles and four pass breakups.

PERSONAL:

- Rated a three-star prospect out of New Caney High School in Houston, Texas, where he starred as the school's quarterback for two years and wide receiver for two years.
- Two-time District 9-5A-1 Overall MVP, two-time first-team all-state and ran for nearly 3,000 yards and had 21 touchdown passes as a senior.
- Also was a four-year letter winner in basketball and track and field.
- Earned his degree in communication and kinesiology from Kentucky.

ALIJAH CLARK

Safety

6-1 • 200 • 7/11/03
 Syracuse • UDFA '25
 NFL: Rookie • Cowboys: Rookie

**TRANSACTION SUMMARY:**

5/2/25: Signed with Dallas as a rookie free agent.

COLLEGE:

- Transferred to Syracuse in 2022, amassing 181 tackles, 9.5 tackles for loss, one forced fumble, two fumble recoveries and one interception through 37 career games over three seasons.
- In 2024 saw action in 12 games with 11 starts, recording 61 tackles, 2.5 tackles for loss and one interception as a senior.
- Played in all 13 games with 12 starts as a junior in 2023, notching 65 tackles, 4.5 tackles for loss, one forced fumble and two fumble recoveries.
- In 2022 appeared in 12 games with 11 starts as a sophomore, tallying 55 tackles and 2.5 tackles for loss.
- Competed for Rutgers his freshman season in 2021, seeing action in seven games and totaling six tackles and one interception.

PERSONAL:

- Four-star prospect out of Camden, N.J., High School, where he saw action as a wide receiver and defensive back, catching 21 passes for 357 yards and four touchdowns and recording 22 tackles on his way to second-team All-New Jersey honors as senior in the COVID-19 shortened 2020 season.
- Graduated from Syracuse with a degree in communications.

JALEN CROPPER

16 • Wide Receiver

5-11 • 180 • 5/3/01
 Fresno State • UDFA '23
 NFL: 1st Year • Cowboys: 1st Year
 Games/Starts: 2024-1/0; Career-1/0
 Postseason: 2024-0/0; Career-0/0

**TRANSACTION SUMMARY:**

- 1/6/25: Signed with Dallas as a Future.
 8/27/24: Waived and signed to Dallas' practice squad (8/28).
 1/15/24: Signed with Dallas as a Future.
 8/29/23: Waived and signed to Dallas' practice squad (8/30).
 5/12/23: Signed with Dallas as an undrafted free agent.

2024:

- Spent the year on the Cowboys practice squad.
- Made his NFL debut against Philadelphia (11/10) as a practice squad elevation, where he contributed as a reserve receiver and saw action on special teams.

2023:

- Signed with Dallas as an undrafted free agent, went to training camp and was released at the cutdown date. Signed to the Cowboys practice squad for the entire season.

COLLEGE:

- Spent four years at Fresno State, where he played in 42 games and finished fifth in Bulldogs record books in career receptions (220). Also caught a pass in his last 37 collegiate games dating back to his freshman season, the second-longest streak in program history.
- Named first-team All-Mountain West as a senior in 2022, leading the league with 83 catches and ranked second with 1,086 receiving yards. Became the first Bulldog to have 1,000 receiving yards in a season since 2018.
- Appeared in all 13 games in 2021 and started 10, leading the team in receiving in all categories. Totaled 85 receptions for 899 yards and 11 touchdowns, tied for the second-most receiving touchdowns in the MWC.
- Started five-of-six games in a shortened 2020 season and had three consecutive 100-yard games to close out the season, the first Bulldog with three consecutive 100-yard receiving games since 2017.
- Appeared in 10 games and made five starts as a true freshman, finishing second on the team with 652 all-purpose yards while playing both receiver and running back. Had two of the longest plays of the season for Fresno State with 79 and 82-yard rushes.

PERSONAL:

- Rated a four-star recruit by ESPN and lined up at wide receiver, running back, quarterback and defensive back throughout his high school career at Buchanan High School (2018) in Clovis, Calif., and Sanger, Calif., High School (2015-17).
- Primarily a wide receiver in his senior year at Buchanan, caught 22 passes for 565 yards and three touchdowns while rushing for 179 yards and four touchdowns on 25 carries.
- Majored in sociology at Fresno State.

COMMUNITY:

- 2023 Rookie Club presented by Blockchain.com.
- 2023 Early Thanksgiving at The Salvation Army.
- Training Camp - Community Corner and Back Together Saturday.
- Play 60 Week events.
- Annual Team Holiday Hospital Visits.

CROPPER'S COWBOYS TOTALS

Year Team	GP-GS	RECEIVING					RUSHING				
		No	Yds	Avg	Long	TD	No	Yds	Avg	Long	TD
2024 Dallas.....	1-0	0	0	0.0	0	0	0	0	0.0	0	0

DENZEL DAXON
95 • Defensive Tackle

6-2 • 313 • 3/27/99

Illinois • UDFA '24

NFL: 1st Year • Cowboys: 1st year

Games/Starts: 2024-0/0-PS; Career-0/0

Postseason: 2024-0/0; Career-0/0



TRANSACTION SUMMARY:

8/27/24: Waived and signed to Dallas' practice squad (8/28).

5/9/24: Signed with Dallas as an undrafted free agent.

2024:

- Spent the entire season on the Cowboys practice squad.

COLLEGE:

- Played 36 games in his collegiate career at both Ohio and Illinois, totaling 38 tackles, three tackles for loss and a sack in his career.
- Played in all 12 games with 11 starts at nose tackle as a senior transfer at Illinois in 2023, recording 27 tackles and a tackle for loss.
- In his final season at Ohio in 2022, played in 12 games and recorded three tackles.
- Appeared in all 12 games at Ohio as a sophomore in 2021, making eight tackles, two tackles for loss and a sack, earning academic All-MAC honors.
- Did not earn any game action as a redshirt freshman in 2020.
- Redshirted his freshman 2019 season.

PERSONAL:

- An all-county defensive lineman at Carol City, Fla., High School, recorded 35 tackles, 14 tackles for loss and 3.0 sacks as a senior.
- Was born in Nassau, Bahamas and came to the United States in 2016.
- Majored in physical education and sports culture.

COMMUNITY:

- 2024 Rookie Club: The Salvation Army Angel Tree Load-In.
- 2024 Rookie Club: Everybody Plays Field Day.
- 2024 Early Thanksgiving Meal at The Salvation Army.

RIVALDO FAIRWEATHER

Tight End

6-3 • 249 • 7/19/02
 Auburn • UDFA-'25
 NFL: Rookie • Cowboys: Rookie



TRANSACTION SUMMARY:

5/2/25: Signed with Dallas as a rookie free agent.

COLLEGE:

- Transferred to Auburn in 2023, appearing in 25 games with 22 starts and recording 69 receptions for 766 yards and eight touchdowns through two seasons.
- Saw action in 12 games with 11 starts as a senior in 2024, tallying 372 yards and two touchdowns on 31 catches.
- In 2023 played in 13 games with 11 starts, notching 38 grabs for 394 yards and six touchdowns on his way All-SEC second-team honors as a redshirt junior.
- Began his football career at FIU, amassing 54 receptions for 838 yards and five touchdowns in 26 games with 11 starts through three seasons (2020-22).
- Appeared in 12 games with six starts as a junior in 2022, totaling 426 yards and three touchdowns on 28 receptions.
- In 2021 saw action in nine games with five starts as sophomore, recording 16 grabs for 247 yards and one touchdown.
- Played in all five games as a true freshman in the COVID-19 shortened 2020 season, tallying a team-high 165 yards and one touchdown on 10 receptions.

PERSONAL:

- Played on both sides of the ball at Boyd Anderson High School in Lauderdale Lakes, Fla., and totaled 812 yards and 15 touchdowns on 40 catches with 6.0 sacks and 23 tackles as a senior in 2019.
- Also played basketball.
- Graduated from Auburn with a sociology degree.

BRUCE HARMON

Cornerback

5-11 • 205 • 11/9/00
 Stephen F. Austin • UDFA-'25
 NFL: Rookie • Cowboys: Rookie



TRANSACTION SUMMARY:

5/2/25: Signed with Dallas as a rookie free agent.

COLLEGE:

- Spent six seasons at Stephen F. Austin (2019-24) where he played in 55 games and recorded 103 tackles, four tackles for loss, eight interceptions, 37 pass breakups and one fumble recovery.
- Appeared in nine games and had 17 tackles, one tackle for loss, three pass breakups and one fumble recovery as a super senior in 2024.
- Played in all 11 games for the Lumberjacks as a senior, recording 20 tackles, nine pass breakups and one interception.
- In 2022 as a redshirt junior, was named third-team All-WAC after recording 24 tackles, seven pass breakups and two interceptions while playing in all 11 games.
- In 2021 appeared in all 12 games as a redshirt sophomore and ended the year with 27 tackles, two tackles for loss and tied for third on the team for both interceptions (two) and pass breakups (six).
- Appeared in seven games during the 2020 COVID-19 season and led the team with three interceptions and was tied for third with four pass breakups. Was able to redshirt for a second season due to COVID-19.
- Redshirted his freshman season in 2019, seeing action in four games and making one tackle.

PERSONAL:

- Attended Heath High School in Rockwall, Texas, where he was a two-year letterwinner for the Hawks.
- Earned his degree in kinesiology from Stephen F. Austin.

TRAESHON HOLDEN

Wide Receiver

6-2 • 208 • 8/12/01
Oregon • UDFA '25
NFL: Rookie • Cowboys: Rookie



TRANSACTION SUMMARY:

5/2/25: Signed with Dallas as a rookie free agent.

COLLEGE:

- Began his career at Alabama before transferring to Oregon for his final two seasons, compiling 128 receptions for 1,740 yards and 18 touchdowns over 57 games played in five years.
- All-Big Ten honorable mention after playing in 13 of Oregon's 14 games as a senior under Cowboys wide receivers coach Junior Adams. Made 10 starts, to finish third on the team with a career-high 45 receptions for 718 yards and five touchdowns in 2024. Recorded two 100-yard games, the first of his career, and tied for second in the Big Ten with a team-high nine receptions of 30-plus yards.
- Played in all 14 games in his first season with the Ducks in 2023 as a redshirt junior, registering 37 receptions and 452 receiving yards while matching a career-high with six touchdown catches.
- As a redshirt sophomore, finished with 25 catches for 331 yards and six scores across 10 games of action, including five starts, at Alabama in 2022.
- Earned a spot in the wide receiver rotation in 2021, playing in all 15 games, and totaling 21 receptions for 239 yards and a touchdown as a redshirt freshman.
- Played five games as a freshman in 2020, but did not record any stats, and received a redshirt due to COVID-19 season.

PERSONAL:

- Viewed as a consensus top-25 recruit in the state out of Narbonne High School in Harbor City, Calif., after he finished his senior campaign with 31 catches for 512 yards and seven touchdowns.
- Earned his degree in general social science from Oregon.

JOSH KELLY

Wide Receiver

6-1 • 192 • 7/1/01
Texas Tech • UDFA '25
NFL: Rookie • Cowboys: Rookie



TRANSACTION SUMMARY:

5/2/25: Signed with Dallas as a rookie free agent.

COLLEGE:

- Played for three different schools throughout his six-year collegiate career. Began at Fresno State (2019-22) before transferring to Washington State (2023) and then to Texas Tech (2024) for his final collegiate season.
- Arrived at Texas Tech as a graduate transfer in 2024, leading the team with a career-best 89 receptions for a career-high 1,023 yards after starting all 12 regular season games. Became the Red Raiders first 1,000-yard receiver since Antonio Wesley in 2018 and was the only player in the nation to record at least seven receptions in nine different games. Also led the FBS with 32 receptions on third downs, which resulted in 19 first downs.
- In 2023 as a redshirt senior with Washington State, started all 12 games and led the team with 923 receiving yards and eight touchdowns while ranking second on the Cougars with 61 receptions. Was part of a Washington State offense that ranked fourth nationally with 336.8 passing yards-per-game.
- In four seasons at Fresno State (2019-22), reeled in 87 passes for 1,305 yards and four touchdowns while adding five rushes for 28 yards and a score on the ground.
- As a redshirt junior in 2022, appeared in six games with four starts while battling injuries, recording 12 catches for 207 yards.
- Named honorable mention All-Mountain West after playing in all 13 games with nine starts, finishing second on the team with 52 receptions for 778 yards and three touchdowns. Also led the team with three 100-yard receiving performances.
- During a shortened 2020 season due to COVID-19, played in all six games with four starts for the Bulldogs, finishing as the team's third-leading receiver with 330 yards to go along with 22 receptions and one touchdown as a redshirt freshman.
- Utilized a redshirt season in 2019 as a freshman after appearing in one game as a starter against Nevada.


PERSONAL:

- Starred as a wide receiver at San Joaquin Memorial High School in Fresno, Calif., where he was the team's second-leading receiver with 58 receptions, 1,127 yards and 12 touchdowns as a senior in 2018. Also earned second-team all-state honors.
- Helped SJM reach the 2018 Division 2-A championship game.
- Earned his degree in communications from Washington State.

TYLER NEVILLE

Tight End

6-3 • 250 • 3/1/01
 Virginia • UDFA-'25
 NFL: Rookie • Cowboys: Rookie



TRANSACTION SUMMARY:

5/2/25: Signed with Dallas as a rookie free agent.

COLLEGE:

- After beginning his career at Harvard, transferred to Virginia in 2024. Started all 12 games, totaling 394 yards and two touchdowns on 37 catches as a graduate transfer.
- Appeared in 30 games with 10 starts through three seasons at Harvard, amassing 698 yards and eight touchdowns on 62 catches.
- Named to the All-Ivy League first-team, starting all ten games as a senior, tallying 24 grabs for 283 yards and four touchdowns.
- Started all ten games as a junior in 2022, totaling 26 catches for 302 yards and four touchdowns on his way to first-team All-Ivy League honors.
- In 2021 played in all 10 games with four starts as a sophomore, notching 12 grabs for 113 yards.
- Did not compete as a true freshman after the cancellation of the 2020 season due to COVID-19.

PERSONAL:

- Three-time all-region tight end and linebacker at Lafayette High School in Williamsburg, Va., and named all-district, all-state and all-757 twice.
- Also a three-year basketball starter, earning all-district and all-region recognition each season on his way to becoming a 1,000-point scorer.
- Born deaf and needed surgery at two years old to implant ear tubes to enable him to hear. It was the first of nearly 20 surgeries he would endure by the time he turned 18 years old.
- Diagnosed with Stage II Hodgkins Lymphoma when he was 15 years old and declared cancer free a year later.
- Completed a master's in public policy at Virginia and graduated from Harvard in 2024 with a degree in economics.

JUSTIN ROGERS

96 • Defensive Tackle

6-2 • 330 • 9/12/00
 Auburn • PSC(Cin)-'24
 NFL: 1st Year • Cowboys: 1st year
 Games/Starts: 2024-0/0; Career-0/0
 Postseason: 2024-0/0; Career-0/0



TRANSACTION SUMMARY:

- 12/19/24: Signed to Dallas' active roster.
 8/27/24: Waived by Dallas and signed to Cincinnati's practice squad (8/29).
 4/27/24: Drafted in the seventh round (244th overall) by Dallas.

2024 (Dallas/Cincinnati):

- Originally drafted by Dallas in the seventh round (244th overall), waived at the end of camp, and signed to Cincinnati's practice squad. Signed to Dallas' active roster in Week 16, but did not appear in any games in his rookie season.

COLLEGE:

- Started his collegiate career at Kentucky (2020-22) before transferring to Auburn for his senior season (2024). Overall in his four-year collegiate career, totaled 77 tackles, 4.0 sacks and seven tackles for loss.
- As a senior at Auburn, started seven of 13 games played and accumulated 17 tackles, two tackles for loss and a sack.
- Started 12-of-13 games in his junior campaign at Kentucky where he totaled 33 tackles, 1.5 tackles for loss and half a sack.
- Appeared in all 13 games, including four starts, as a sophomore in 2021, notching 16 tackles, 2.5 tackles for loss and 1.5 sacks.
- Saw action in seven games as a true freshman, totaling nine tackles and a tackle for loss.

PERSONAL:

- Elite five-star prospect out of Oak Park, Mich., High School and ranked the top player in the state of Michigan by 247Sports.
- Named to the *Detroit News* Football Dream Team and the All-North Football Team in 2019.
- Majored in sociology.

MIKE SMITH

Safety

6-1 • 212 • 2/5/02
 Eastern Kentucky • UDFA '25
 NFL: Rookie • Cowboys: Rookie



TRANSACTION SUMMARY:

5/2/25: Signed with Dallas as a rookie free agent.

COLLEGE:

- Transferred to Eastern Kentucky in 2022, amassing 150 tackles, seven interceptions, 25 pass breakups, one forced fumble and a fumble recovery in 34 career games across three seasons.
- Appeared in 13 games in 2024 as a senior, posting 63 tackles, six pass breakups and four interceptions on his way to an All-UAC selection.
- Played in 11 games with 10 starts as a redshirt junior, tallying 56 tackles, 11 pass breakups and two interceptions.
- As a redshirt sophomore in 2022 saw action in 10 games with five starts, totaling 31 tackles, two tackles for loss, one pass breakup and one interception.
- Spent two seasons at Appalachian State (2020-21), appearing in 20 games mainly on special teams and recorded eight tackles.

PERSONAL:

- Rated a three-star prospect out of First Coast High School in Jacksonville, Fla., averaging five tackles and three pass breakups a game on his way to all-conference recognition as a senior in 2019.
- Graduated with a degree in general studies.
- Has one son, Cevyn.



STAFF

ROOKIES/
FIRST-YEAR

2024 SEASON

RECORDS

PLAYOFF
RECORDS

HISTORY

SIDELINES

2025 Rookie and First-Year Roster

NO	NAME	POS	HGT	WGT	AGE	NFL EXP	COLLEGE	HOW ACQ.
6	Josh Kelly	WR	6-1	192	23	R	Texas Tech	UDFA-'25
7	Traeshon Holden	WR	6-2	208	23	R	Oregon	UDFA-'25
16	Jalen Cropper	WR	5-11	180	24	1	Fresno State	UDFA-'23
27	Shavon Revel	CB	6-2	198	23	R	East Carolina	D3-'25
34	Jaydon Blue	RB	5-9	198	21	R	Texas	D5a-'25
36	Bruce Harmon	CB	5-11	205	24	R	Stephen F. Austin	UDFA-'25
37	Phil Mafah	RB	6-1	232	22	R	Clemson	D7b-'25
38	Alijah Clark	S	6-1	200	21	R	Syracuse	UDFA-'25
39	Mike Smith	S	6-1	212	23	R	Eastern Kentucky	UDFA-'25
41	Donovan Ezeiruaku	DE	6-2	255	22	R	Boston College	D2-'25
45	Rivaldo Fairweather	TE	6-3	249	22	R	Auburn	UDFA-'25
46	Tyler Neville	TE	6-3	250	24	R	Virginia	UDFA-'25
48	Zion Childress	CB	5-11	203	23	R	Kentucky	UDFA-'25
50	Shemar James	LB	6-1	235	20	R	Florida	D5b-'25
52	Tyler Booker	G	6-5	330	21	R	Alabama	D1-'25
55	Justin Barron	LB	6-4	235	23	R	Syracuse	UDFA-'25
69	Ajani Cornelius	T	6-5	318	23	R	Oregon	D6-'25
72	Tommy Akingbesote	DT	6-4	312	22	R	Maryland	D7c-'25
93	Jay Toia	DT	6-2	340	21	R	UCLA	D7a-'25
95	Denzel Daxon	DT	6-2	313	26	1	Illinois	UDFA-'24
96	Justin Rogers	DT	6-2	330	23	1	Auburn	FA-'24



2025 Draft Picks

Top row: Tyler Booker (1st round), Donovan Ezeiruaku (2nd round), Shavon Revel (3rd round).
 Middle row: Jaydon Blue (5th round), Shemar James (5th round), Ajani Cornelius (6th round).
 Bottom row: Jay Toia (7th round), Phil Mafah (7th round), Tommy Akingbesote (7th round).

2025 Veterans Roster

NO	NAME	POS	HGT	WGT	AGE	NFL EXP	COLLEGE	HOW ACQ.
0	DeMarvion Overshown	LB	6-3	230	24	3	Texas	D3-'23
1	Jalen Tolbert	WR	6-1	195	26	4	South Alabama	D3-'22
2	Juan'yeh Thomas	S	6-1	215	24	3	Georgia Tech	UDFA-'22
3	George Pickens	WR	6-3	200	24	4	Georgia	T(Pit)-'25
4	Dak Prescott	QB	6-2	230	31	10	Mississippi State	D4b-'16
5	Bryan Anger	P	6-3	214	36	14	California	FA-'21
6	Donovan Wilson	S	6-0	215	30	7	Texas A&M	D6-'19
7	Trevon Diggs	CB	6-1	204	26	6	Alabama	D2-'20
9	KaVontae Turpin	WR	5-7	158	28	4	TCU	FA-'22
10	Joe Milton	QB	6-5	236	25	2	Tennessee	T(NE)-'25
11	Micah Parsons	DE	6-3	250	26	5	Penn State	D1-'21
13	Dante Fowler	DE	6-3	255	30	11	Florida	UFA(Was)-'25
14	Markqese Bell	S	6-2	215	26	4	Florida A&M	UDFA-'22
15	Will Grier	QB	6-1	212	30	5	West Virginia	FA-'24
17	Brandon Aubrey	K	6-3	218	30	3	Notre Dame	FA-'23
18	Damone Clark	LB	6-2	245	25	4	Louisiana State	D5c-'22
19	Ryan Flournoy	WR	6-1	205	25	2	Southeast Missouri State	D6-'24
20	Kair Elam	CB	6-1	202	24	4	Florida	T(Buf)-'25
21	Caelen Carson	CB	6-0	198	23	2	Wake Forest	D5-'24
23	Buddy Johnson	LB	6-1	240	26	3	Texas A&M	FA-'23
24	Israel Mukuamu	S	6-4	215	25	5	South Carolina	D6b-'22
25	Andrew Booth	CB	6-0	195	24	4	Clemson	T(Min)-'24
26	DaRon Bland	CB	6-2	202	25	4	Fresno State	D5b-'22
27	Miles Sanders	RB	5-11	210	28	7	Penn State	FA-'25
28	Malik Hooker	S	6-1	215	29	9	Ohio State	FA-'21
29	C.J. Goodwin	CB	6-3	195	35	10	California (PA)	PS(Cin)-'18
30	Luq Barcoo	CB	6-1	185	26	2	San Diego State	FA-'24
31	Josh Butler	CB	6-0	192	28	2	Michigan State	FA-'23
32	Troy Pride	CB	5-11	198	27	3	Notre Dame	FA-'24
33	Javonte Williams	RB	5-10	222	25	5	North Carolina	UFA(Den)-'25
35	Marist Liufau	LB	6-2	238	24	2	Notre Dame	D3b-'24
40	Hunter Luepke	FB	6-1	250	25	3	North Dakota State	UDFA-'23
42	Deuce Vaughn	RB	5-5	185	23	3	Kansas State	D6b-'23
43	Kemon Hall	CB	5-11	202	28	3	North Texas	FA-'24
44	Trent Sieg	LS	6-4	255	30	8	Colorado State	FA-'23
47	Darius Harris	LB	6-2	245	29	5	Middle Tennessee State	FA-'24
49	John Stephens	TE	6-6	240	25	3	Louisiana	UDFA-'23
51	Earnest Brown	DE	6-5	308	26	4	Northwestern	FA-'24
53	Luiji Vilain	DE	6-4	263	27	3	Wake Forest	FA-'24
54	Sam Williams	DE	6-4	260	26	4	Mississippi	D2-'22
56	Cooper Beebe	C	6-3	320	24	2	Kansas State	D3a-'24
57	Jack Sanborn	LB	6-2	235	24	4	Wisconsin	FA-'25
58	Mazi Smith	DT	6-3	315	24	3	Michigan	D1-'23
59	Kenneth Murray	LB	6-2	245	26	6	Oklahoma	T(Ten)-'25
60	Tyler Guyton	T	6-7	325	23	2	Oklahoma	D1-'24
64	Dakoda Shepley	C	6-4	315	30	2	British Columbia	FA-'23
65	Rob Jones	G	6-4	320	26	5	Middle Tennessee State	UFA(Mia)-'25
66	T.J. Bass	G	6-5	320	24	3	Oregon	UDFA-'23
67	Brock Hoffman	C	6-4	318	25	3	Virginia Tech	FA-'22
71	Nate Thomas	G/T	6-5	330	23	2	Louisiana	D7a-'24
73	Tyler Smith	G	6-5	328	24	4	Tulsa	D1-'22
75	Hakeem Adeniji	T	6-4	315	27	6	Kansas	FA-'25
76	Asim Richards	T	6-4	322	24	3	North Carolina	D5-'23
77	Saahdiq Charles	G	6-4	328	25	5	Louisiana State	FA-'25
78	Terence Steele	T	6-6	320	28	6	Texas Tech	UDFA-'20
79	Matt Waletzko	T	6-8	320	25	4	North Dakota	D5a-'22
80	Maris Campbell	WR	6-0	210	27	7	Ohio State	UFA(Phi)-'25
81	Jonathan Mingo	WR	6-2	225	24	3	Mississippi	T(Car)-'24
83	Jalen Brooks	WR	6-1	203	25	3	South Carolina	D7-'23
84	Kelvin Harmon	WR	6-2	215	28	2	NC State	FA-'24
85	Princeton Fant	TE	6-2	245	26	2	Tennessee	UDFA-'23
86	Luke Schoonmaker	TE	6-5	250	26	3	Michigan	D2-'23
87	Jake Ferguson	TE	6-5	250	26	4	Wisconsin	D4-'22
88	CeeDee Lamb	WR	6-2	198	26	6	Oklahoma	D1-'20
89	Brevyn Spann-Ford	TE	6-6	265	25	2	Minnesota	UDFA-'24
90	Solomon Thomas	DT	6-3	285	29	9	Stanford	UFA(NYJ)-'25
91	Tyrus Wheat	DE	6-2	260	25	3	Mississippi State	UDFA-'23
94	Marshawn Kneeland	DE	6-3	275	23	2	Western Michigan	D2-'24
97	Osa Odighizuwa	DT	6-2	285	26	5	UCLA	D3a-'21
98	Payton Turner	DE	6-6	275	26	5	Houston	UFA(NO)-'25

Cowboys All-Time Roster

HEAD COACHES

Coach	Seasons	Years	— Regular Season —				— Postseason —			— Total —			
			Won	Lost	Tied	Pct	Won	Lost	Pct	Won	Lost	Tied	Pct
Tom Landry	29	1960-88	250	162	6	.605	20	16	.556	270	178	6	.601
Jimmy Johnson	5	1989-93	44	36	0	.550	7	1	.875	51	37	0	.580
Barry Switzer	4	1994-97	40	24	0	.625	5	2	.714	45	26	0	.634
Chan Gailey	2	1998-99	18	14	0	.563	0	2	.000	18	16	0	.529
Dave Campo	3	2000-02	15	33	0	.313	0	0	.000	15	33	0	.313
Bill Parcells	4	2003-06	34	30	0	.531	0	2	.000	34	32	0	.515
Wade Phillips	4	2007-10	34	22	0	.607	1	2	.333	35	24	0	.593
Jason Garrett	9	2010-19*	85	67	0	.559	2	3	.400	87	70	0	.554
Mike McCarthy	5	2020-24	49	35	0	.583	1	3	.250	50	38	0	.568
Totals	65	1960-2024	569	423	6	.573	36	31	.537	605	454	6	.571

*2010 interim season, 5-3 record

ASSISTANT COACHES

A	Alexander, Hubbard ..	Receivers	1989-97
	Alexander, Paul	Offensive Line	2018
	Allen, Ermal	Offensive Backfield	1962-69
		Special Assistant	1970-79
		Research and Development	1980-83
	Amato, Ken	Defensive Assistant/Linebackers	2018-19
	Armstrong, Neill	Research and Development	1982-89
	Avezzano, Joe	Special Teams	1990-00, 2002
		Special Teams/Tight Ends	2001
B	Baker, Brian	Defensive Line	2011-12
	Baker, Joe	Assistant Secondary	2012-14
		Safeties	2015
		Secondary	2016-17
	Bates, Bill	Special Teams/ Defensive Assistant	1998-99
		Defensive Backs	2000
		Defensive Nickel Package/ Assistant Special Teams	2001-02
	Bates, Jim	Linebackers	1996-97
		Assistant Head Coach/ Defensive Line	1998-99
	Bech, Brett	Strength and Conditioning	2011-19
	Berry, Raymond	Offensive Ends	1968-69
	Bisaccia, Rich	Special Teams	2013-14
		Asst. Head Coach/Special Teams	2015-17
	Blake, John	Defensive Line	1993-95
	Blasko, Jeff	Assistant Offensive Line	2020-22
		Run Game Coord./RB	2023-24
	Bloom, Ben	Defensive Quality Control/ Linebackers	2011-13
		Assistant Defensive Line/Ends	2014
		Defensive Ends	2015
		Asst. Coach/Special Projects	2016-17
		Linebackers	2018-19
	Boller, Craig	Defensive Tackles	1996-97
	Boniol, Chris	Asst. Special Teams/Kickers	2011-13
	Borgonzi, Dave	Offensive/Defensive Assistant	2012-13
	Bowles, Todd	Secondary	2005-07
	Brodsky, Joe	Running Backs	1989-97
	Brown, Gary	Running Backs	2013-19
	Brown, Stephen	Offensive Asst./Running Backs	2016-19
	Brown, Vincent	Inside Linebackers	2006
C	Callahan, Bill	Offensive Coordinator/ Offensive Line	2012-14
	Campo, Dave	Defensive Assistant	1989-90
		Defensive Backs	1991-94
		Defensive Coordinator	1995-99
		Secondary	2008-11
	Carberry, Kevin	Offensive Assistant	2014-15
	Carthon, Maurice	Offensive Coordinator/ Running Backs	2003-04
	Chandler, Wes	Receivers	2000-02
	Chinyong Sr., Ramon	Quality Control/Asst. Offensive Line	2023-24
	Colman, Doug	Assistant Special Teams	2018
	Colombo, Marc	Offensive Assistant	2015
		Assistant Offensive Line	2016-18
		Offensive Line	2019
	Coslet, Bruce	Offensive Coordinator	2002
D	Dahms, Tom	Defensive Line	1960-62
	Daniels, Matt	Assistant Special Teams	2020-21
	Davis, Butch	Defensive Line	1989-92
		Defensive Coordinator/Linebackers	1993
		Defensive Coordinator	1994
	Davis, Rob	Assistant Head Coach	2020-22
	DeCamillis, Joe	Special Teams Coordinator	2009-12
	DeHaven, Bruce	Special Teams	2003-06
	Dimancheff, Boris (Babe)	Backfield	1960-61
	Ditka, Mike	Receivers/Tight Ends	1973-74
		Special Teams/ Tight Ends	1975-76, 1980
		Special Teams/Receivers	1977-79, 1981
	Dooley, Derek	Wide Receivers	2013-17
	Durde, Aden	Defensive Line	2021-23
E	Eberflus, Matt	Linebackers	2011-15
		Linebackers/Passing Game Coord.	2016-17
	Ecklund, Brad	Offensive Line	1960-61
		Defensive Line	1962-63
	Eddy, Jim	Defensive Assistant	1993
		Linebackers	1994-95
	Edwards, George	Linebackers	1998-01
		Senior Defensive Assistant	2020-22
	Ellis, Greg	Asst. Def Line/Quality Control	2024
	Erkenbeck, Jim	Offensive Line	1987-88
F	Fassel, John	Special Teams Coordinator	2020-24
	Feder, Ryan	Quality Control/Analytics	2020-22
		Game Management/Off. Assistant	2023
		Asst. QBs/Game Management	2024
	Floyd, Sharif	Quality Control/Asst. Defensive Line	2023
	Ford, Robert	Tight Ends	1991-97
	Franklin, Bobby	Defensive Backfield	1968-71
		Special Teams	1972
G	Garcia, Cristian	Asst. Defensive Backs/Quality Control	2024
	Garrett, Jason	Offensive Coordinator	2007
		Asst. Head Coach/Off. Coordinator	2008-10
	Garrett, John	Tight Ends	2007-10
		Tight Ends/Pass Game Coord.	2011-12
	Garrett, Judd	Dir. Advance Scouting/Asst. WR	2019
	Geis, Wayne "Buddy"	Quarterbacks	1998-99
		Offensive Nickel Package	2000
	Gibbs, Gary	Linebackers	2002-05
	Gillman, Sid	Special Assistant	1972
	Grantham, Todd	Defensive Line	2008-09
	Guenther, Paul	Def. Run Game Coordinator	2024
H	Hackett, Paul	Offensive Coordinator/ Quarterbacks/Receivers	1986
		Offensive Coordinator/ Quarterbacks	1987-88
	Haley, Todd	Receivers	2004-05
		Receivers/Pass Game Coordinator	2006
	Hall, Galen	Running Backs	2002

H

Harriger, WillOffensive Assistant/Quality Control...2023
Harrington, Evan.....Offensive Assistant2022-24
Harris, Al.....Defensive Backs2020-23
Asst. Head Coach/Defensive Backs ..2024
Hart, Tommy.....Defensive Ends..... 1996-97
Haslett, Chase.....Quality Control/Offense..... 2020-22
Assistant Tight Ends.....2023
Pass Game Specialist.....2024
Henderson, Jerome.....Secondary..... 2012-15
Henry, Adam.....Wide Receivers2020-21

Herring, Reggie.....Linebackers..... 2008-10
Hickey, Howard (Red).....Offensive Ends 1964-65
Hoffman, Steve.....Kickers/Quality Control 1989-94
Houck, Hudson.....Offensive Line..... 1993-01, 2008-10
Offensive Line/Run Game Coord.2011
Hughes, Ed.....Offensive Backfield..... 1973-74, 1976
Quarterbacks/Receivers1975

J

Jackson, Greg.....Safeties..... 2016-19
Jeffcoat, Jim.....Defensive Line Assistant..... 1998-99
Defensive Ends.....2000-04
Juraszek, Joe.....Strength and Conditioning..... 1997-10

K

Kiffin, Monte.....Defensive Coordinator2013-14
Kitchens, Freddie.....Tight Ends.....2006
King, Bobby.....Asst. Linebackers/Def. Qual. Control.2010
Kitna, Jon.....Quarterbacks.....2019
Kleffner, Adam.....Assistant Offensive Line.....2019

L

Lal, Sanjay.....Wide Receivers 2018-19
Lavan, Al.....Running Backs..... 1980-88
Lee, David.....Offensive Assistant 2003-04, 2006
Quarterbacks 2005
Lett, Leon.....Assistant Defensive Line..... 2011-13
Assistant Defensive Line/Tackles2014
Defensive Tackles.....2015-19
Assistant Defensive Line.....2020-22
Linehan, Scott.....Passing Game Coordinator2014
Offensive Coordinator2015-18
Defensive Backs2020
Linguist, Maurice.....Assistant Offensive Line.....2015
Senior Offensive Assistant2016
Tight Ends.....2017
Lowry, Alan.....Special Teams1982-86
Receivers1987-88
Special Teams/Tight Ends1989
Tight Ends.....1990
Lynn, Anthony.....Running Backs..... 2005-06

M

MacIntyre, Mike.....Assistant Secondary.....2003-06
Mackovic, John.....Quarterbacks1981-82
Marinelli, Rod.....Defensive Line.....2013
Defensive Coordinator/DL2014-19
Matthews, Cannon.....Quality Control/Defense.....2020-22
Assistant Defensive Backs.....2023
Safeties2024
Maxie, Brett.....Assistant Secondary.....2008
Secondary/Safeties2010
Secondary.....2011
McCurley, Scott.....Linebackers..... 2020-24
McNulty, John.....Wide Receivers2003
Meeks, Ron.....Defensive Assistant1991
Miles, Les.....Tight Ends..... 1998-00
Moore, Kellen.....Quarterbacks2018
Offensive Coordinator2019-22
Offensive Line.....1962-72
Offensive Coordinator1973-74
Offensive Coordinator/
Offensive Line..... 1975-76
Assistant Head Coach/
Offensive Line..... 1977-86

N

Nash Jr., Harold.....Asst. Strength and Conditioning2020
Strength and Conditioning Coord. .2021-24

Nguyen, DatAsst. Linebackers/Def. Asst.....2007-09
Nolan, Dick.....Defensive Backfield1962-67
Receivers1982-85
Defensive Backs.....1986-90
Nolan, Mike.....Defensive Coordinator2020
Nussmeier, Doug.....Tight Ends.....2018-19
Quarterbacks2020-22

O

Ohnegian, Pete.....Quality Control/Defensive Assistant...2023
O'Quinn, Keith.....Off. Asst./Off. Qual. Control.....2010
Off. Qual Control/Wide Receivers 2011-13
Assistant Special Teams2014-17
Special Teams Coordinator.....2018-19

P

Painter, Dwain.....Receivers..... 1998-99
Palmer, Chris.....Quarterbacks2006
Pasqualoni, Paul.....Tight Ends.....2005
Linebackers.....2006-07
Defensive Line.....2010
Patterson, Andre.....Defensive Tackles2000-02
Paul, Markus.....Strength and Conditioning2018-19
Strength and Conditioning Coord.2020
Payton, Sean.....Asst. Head Coach/QBs2003-04
Assistant Head Coach/
Passing Game Coordinator2005
Peete, Skip.....Running Backs.....2007-12, 2020-22
Pendergast, Clancy.....Defensive Asst./Quality Control...1996-99
Defensive Nickel Package2000
Defensive Backs.....2001-02
Philbin, Joe.....Offensive Line.....2020-22
Phillips, Wes.....Quality Control/Off. Asst.2007-10
Assistant Offensive Line.....2011-12
Tight Ends.....2013
Polk, Carlos.....Assistant Special Teams2019
Pollack, Frank.....Asst. Offensive Line.....2013-14
Offensive Line.....2015-17
Pope, Michael.....Tight Ends.....2014-16
Prince, Robert.....Wide Receivers2022-23
Pass Game Coordinator/WRs2024

Q

Quinn, Dan.....Defensive Coordinator.....2021-23

R

Read, Bruce.....Special Teams2007-08
Reeves, Dan.....Offensive Backfield1970-72, 1975
Special Teams Coach1974
Quarterbacks/Receivers1976
Offensive Coordinator/
Offensive Backs.....1977-79
Offensive Coordinator/
Quarterbacks/Receivers1980
Reilly, Jack.....Quarterbacks1997
Offensive Coordinator2000-01
Renfro, Ray.....Passing Offense1968-72
Rhome, Jerry.....Quarterbacks1989
Richard, Kris.....Passing Game Coordinator/DBs. 2018-19
Robinson, Jimmy.....Asst. Head Coach/
Wide Receivers2011-12
Robinson, Tommie.....Offensive Assistant1998-99
Special Teams Assistant2000
Rodgers, Kacy.....Defensive Tackles2003-04
Defensive Line.....2005-07
Roy, Alvin.....Strength and Conditioning1973-75
Ryan, Rob.....Defensive Coordinator2011-12

S

Schottenheimer, Brian.....Offensive Coordinator2023-24
Seamon, Greg.....Tight Ends.....2002
Shelmon, Clarence.....Running Backs1998-01
Sherman, Ray.....Wide Receivers2007-10
Shimko, Steve.....Offensive Assistant/Quality Control...2024
Shofner, Jim.....Quarterbacks1983-85
Shula, Dave.....Offensive Coordinator1989
Offensive Coordinator/
Quarterbacks1990
Simonelli, Eric.....Quality Control/Analytics.....2020-23
Head Coach Asst./Quality Control2024
Slowik, Bob.....Defensive Assistant1992
Smith, Cedric.....Asst. Strength and Conditioning ..2021-24

S, cont.

Smith, Glenn.....	Offensive Assistant	2000-01
Smith, Kendall.....	Asst. Strength and Conditioning ..	2013-24
Solari, Mike.....	Special Teams	1987-88
	Offensive Line	2023-24
Sparano, Tony.....	Tight Ends.....	2003-04
	Offensive Line/ Running Game Coordinator.....	2005-06
	Asst. Head Coach/Off. Line.....	2007
Stallings, Gene.....	Defensive Backfield Coach.....	1972-85
Stautner, Ernie.....	Defensive Line.....	1966-72
	Defensive Coordinator.....	1973-74
	Defensive Coordinator/ Defensive Line.....	1975-88
Stewart, Brian.....	Defensive Coordinator.....	2007-08
Stewart, Rayna.....	Asst. Special Teams	2022-24

T

Thompson, Darian....	Quality Control/Asst. Linebackers...	2023-24
Tolzien, Scott.....	Offensive Assistant	2020-22
	Quarterbacks	2023-24
Tomsula, Jim.....	Defensive Line	2020
Tubbs, Jerry.....	Linebackers.....	1966-88
Turner, Norv.....	Offensive Coordinator/ Quarterbacks	1991-93

V

Valero, Kyle.....	Assistant Wide Receivers	2014-18
	Assistant Tight Ends.....	2019
	Quality Control/Analytics.....	2020-22
Verducci, Frank.....	Offensive Line.....	2002

W

Wannstedt, Dave.....	Defensive Coordinator/ Linebackers.....	1989-92
Ward, Bob.....	Strength and Conditioning.....	1976-89
Warhop, George.....	Offensive Line.....	2003-04
Wells, Lunda.....	Tight Ends.....	2020-24
West, Turner.....	Defensive Assistant	2014-16
Williams, Walt.....	Asst. Strength and Conditioning ..	2011-12
Whitt, Joe.....	Secondary/Pass Game Coord.....	2021-23
Wilson, Wade.....	Quarterbacks	2000-02, 2007-17
Wise, Tony.....	Offensive Line.....	1989-92
Woick, Mike.....	Strength and Conditioning ..	1990-96, 2011-19

Z

Zampese, Ernie.....	Offensive Coordinator.....	1994-97
Zgonina, Jeff.....	Defensive Line	2024
Zimmer, Mike.....	Defensive Assistant	1994
	Defensive Backs.....	1995-99
	Defensive Coordinator.....	2000-06, 2024

PLAYERS**A**

50	Abrams, Bobby , LB, Michigan, 1992-93
21	Adams, David , RB, Arizona, 1987
76	Adams, Flozell , G/T, Michigan State, 1998-09
51/53	Adams, Keith , LB, Clemson, 2001-02
24	Adams, Vashone , S, Eastern Michigan, 1999
26	Adderley, Herb , CB, Michigan State, 1970-72
23	Adkins, Margene , WR, Henderson J.C., 1970-71
34	Agee, Tommie , FB, Auburn, 1990-94
23	Agnew, Vince , CB, Central Michigan, 2012
8	Aikman, Troy , QB, UCLA, 1989-00
29	Akins, Chris , S, Arkansas-Pine Bluff, 1999-00
55	Albright, Alex , LB, Boston College, 2011-12
36	Albritton, Vince , S/LB, Washington, 1984-91
36	Alexander, Mackensie , CB, Clemson, 2022
87	Alexander, Ray , WR, Florida A&M, 1988-89
63	Alford, Darnell , T, Boston College, 2002
31	Allen, Gary , RB, Hawaii, 1983-84
73	Allen, Larry , G/T, Sonoma State, 1994-05
26	Allen, Will , S, Ohio State, 2013
19	Alworth, Lance , WR, Arkansas, 2011-72
56	Anae, Bradley , DE, Utah, 2020-21
96	Anderson, Antonio , DT, Syracuse, 1997-98
34	Anderson, Deon , FB, Connecticut, 2007-10
58	Anderson, James , LB, Virginia Tech, 2014
20	Anderson, Richie , FB, Penn State, 2003-04
66	Andrie, George , DE, Marquette, 1962-72
95	Ankou, Eli , DT, UCLA, 2020
5	Anger, Bryan , P, California, 2021-24
81	Ankrom, Scott , WR, Texas Christian, 1989
62	Arkin, David , G, Missouri State, 2011-13
13	Armstrong, Anthony , WR, West Texas A&M, 2012
92	Armstrong, Dorrance , DE, Kansas, 2018-23
10/35	Armstrong, Jimmy , DB, Appalachian State, 1987
41	Armstrong, Ray-Ray , LB, Miami, 2019
81	Armstrong, Tyji , TE, Mississippi, 1996
64	Arneson, Jim , C/G, Arizona, 1973-74
76	Ash, Richard , DE, Western Michigan, 2016
78	Asher, Bob , T, Vanderbilt, 1970
17	Aubrey, Brandon , K, Notre Dame, 2023-24
76	Aughtman, Dowe , OL, Auburn, 1984
90	Austin, Marvin , DT, North Carolina, 2013
14/19	Austin, Miles , WR, Monmouth University, 2006-13
10	Austin, Tavon , WR, West Virginia, 2018-19
89	Awalt, Rob , TE, San Diego St., 1990-91
24/33	Awuzie, Chidobe , CB, Colorado, 2017-20
50/51	Ayodele, Akin , LB, Purdue, 2006-07
92	Ayodele, Remi , NT, Oklahoma, 2007

B

33	Babb, Gene , LB/RB, Austin College, 1960-61
53	Babinecz, John , LB, Villanova, 1972-73
5	Bailey, Dan , K, Oklahoma State, 2011-17

23	Bailey, Robert , CB, Miami, Fla., 1995
66	Baker, Jesse , DE, Jacksonville State, 1986
10	Baker, Jon , K, Arizona State, 1995
38	Baker, Sam , P/K, Oregon State, 1962-63
62	Baldinger, Brian , OL, Duke, 1982-84, 1986-87
20	Ball, Alan , CB, Illinois, 2007-11
75	Ball, Josh , T, Marshall, 2021-23
87	Banks, Gordon , WR, Stanford, 1985-87
24	Barber III, Marion , RB, Minnesota, 2005-10
80	Barksdale, Rod , WR, Arizona, 1987
31	Barnes, Benny , DB, Stanford, 1972-82
36	Barnes, Darian , FB, Hampton, 2004
80	Barnes, Gary , WR, Clemson, 1963
56	Barnes, Reggie , LB, Oklahoma, 1995
56	Barnes, Rodrigo , LB, Rice, 1973-74
42	Barr, Anthony , LB, UCLA, 2022
71	Barron, Alex , T, Florida State, 2010
48	Barrow, Micheal , LB, Miami, Fla., 2005
93	Basham, Tarell , DE, Ohio, 2021-22
66	Bass, T.J. , G, Oregon, 2023-24
79	Bass, Ben , DT, Texas A&M, 2012-13
81	Bateman, Marv , P, Utah, 1972-74
40	Bates, Bill , S, Tennessee, 1983-97
29	Bates, Michael , WR/KR, Arizona, 2003
68	Batiste, Michael , DT/G, Tulane, 1995
35	Battle, Tra , CB, Georgia, 2008
46	Baynham, Craig , RB, Georgia Tech, 1967-69
11	Beasley, Cole , WR, Southern Methodist, 2012-18
56	Beebe, Cooper , C, Kansas State, 2024
11	Belden, Bob , QB, Notre Dame, 1969-70
80	Bell, Blake , TE, Oklahoma, 2020
75	Bell, Byron , T, New Mexico, 2017
33	Bell, Jason , CB, UCLA, 2001
41/14	Bell, Marquese , S/LB, Florida A&M, 2022-24
68	Bennoch, Caleb , G, UCLA, 2019
80	Bennett, Martellus , TE, Texas A&M, 2008-11
79	Bennett, Michael , DL, Texas A&M, 2019
91	Benson, Darren , DT, Trinity Valley C.C., 1995-98
23	Benwikere, Bené , CB, San Jose State, 2019
20	Berchich, Bob , S, Michigan State, 1960-61
67	Berger, Joe , G, Michigan Tech, 2006-08
73	Bernadeau, Mackenzey , G, Bentley, 2012-15
44/53	Bernard, Francis , LB, Utah, 2020-21
76	Bethea, Larry , DL, Michigan State, 1978-83
7	Beuerlein, Steve , QB, Notre Dame, 1991-92
63	Biadass, Tyler , C, Wisconsin, 2020-23
46	Bickerstaff, Erik , RB, Wisconsin, 2003
36	Bielski, Dick , TE, Maryland, 1960-61
29	Billups, Terry , CB, North Carolina, 1998
44	Bishop, Don , CB, LACC, 1960-65
86	Bishop, Ken , NT, Northern Illinois, 2014-15
66	Bjornson, Eric , TE, Washington, 1995-99
24	Blackwell, Alois , RB, Houston, 1978-79

89 **Blackwell, Kelly**, TE, Texas Christian, 1993
99 **Blade, Willie**, DT, Mississippi State, 2003
46 **Blake, Ricky**, RB, Alabama A&M, 1991
26 **Bland, DaRon**, CB, Fresno State, 2022-24
11 **Bledsoe, Drew**, QB, Washington State, 2005-06
28 **Blount, Alvin**, RB, Maryland, 1987
79 **Boatright, Kenneth**, DE, Southern Illinois, 2014
68 **Boeke, Jim**, T, Heidelberg, 1964-67
98 **Bohanna, Quinton**, DT, Kentucky, 2021-22
5 **Bollinger, Brooks**, QB, Wisconsin, 2008
18 **Boniol, Chris**, K, Louisiana Tech, 1994-96
25 **Booth, Andrew**, CB, Clemson, 2024
87 **Borden, Nate**, DE, Indiana, 1960-61
84 **Borresen, Rich**, TE, Northwestern, 1987
58 **Bosworth, Kyle**, LB, UCLA, 2013
64 **Bostick, Earl**, T, Kansas, 2024
58 **Bowden, Joe**, LB, Oklahoma, 2000
72 **Bowen, Stephen**, DE, Hofstra, 2006-10
51 **Brazat, Tom**, LB, Marquette, 1960
77 **Brazette, Byron**, T, Southern Mississippi, 1960-61
1 **Brady, Kerry**, K, Hawaii, 1987
82/85 **Brazzell, Chris**, WR, Angelo State, 1999-00
92 **Brent, Josh**, NT, Illinois, 2010-12, 2014
53 **Breunig, Bob**, LB, Arizona State, 1975-84
79 **Brewster, Robert**, T, Ball State, 2009-10
21/23/29 **Brice, Alundis**, CB, Mississippi, 1995-96
43 **Briggs, Greg**, S, Texas Southern, 1995
63 **Brinkley, Lester**, DL, Mississippi, 1990
36 **Brinson, Larry**, RB, Florida, 1977-79
77 **Brock, Clyde**, DT, Utah State, 1962-63
51 **Brooking, Keith**, LB, Georgia Tech, 2009-11
83 **Brooks, Jalen**, WR, South Carolina, 2023-24
70 **Brooks, Ethan**, T, Williams College, 2005
50 **Brooks, Jamal**, LB, Hampton, 2001-03
92 **Brooks, Jermaine**, DT, Arkansas, 2003
99 **Brooks, Kevin**, DT, Michigan, 1985-88
44 **Brooks, Michael**, S, No. Carolina St., 1990
62 **Brotzki, Bob**, T, Syracuse, 1988
79 **Broughton, Willie**, DT, Miami, Fla., 1989-90
3/30 **Brown, Anthony**, CB, Purdue, 2016-22
78 **Brown, Charles**, T, Southern California, 2015
27 **Brown, Courtney**, S, Cal Poly, 2007-08
51 **Brown, Earnest**, DE, Northwestern, 2024
33 **Brown, Eric**, DB, Savannah State, 1989
71 **Brown, Everette**, DE, Florida State, 2013
59 **Brown, Guy**, LB, Houston, 1977-82
2 **Brown, Kris**, K, Nebraska, 2010
36 **Brown, Kyron**, CB, Akron, 2021
24/34 **Brown, Larry**, CB, Texas Christian, 1991-95, 1998
85 **Brown, Noah**, WR, Ohio State, 2017-22
31 **Brown, Otto**, DB, Prairie View, 1969
59/50 **Brownlow, Darrick**, LB, Illinois, 1991, 1994
88 **Bryant, Antonio**, WR, Pittsburgh, 2002-04
88 **Bryant, Dez**, WR, Oklahoma State, 2010-17
83 **Bryant, Ventell**, WR, Temple, 2019-20
60 **Brymer, Chris**, C/G, Southern Cal, 1999
18 **Buehler, David**, K, Southern Cal, 2009-11
22 **Bullocks, Amos**, RB, Southern Illinois, 1962-64
49 **Bunting, Ian**, TE, California, 2021
15/89/82 **Burbage, Cornell**, WR, Kentucky, 1987-89
60 **Burkett, Jackie**, LB, Auburn, 1968-69
57 **Burnett, Kevin**, LB, Tennessee, 2005-08
73 **Burnette, Dave**, T, Central Arkansas, 1987
33 **Burton, Deante**, CB, Kansas State, 2019-20, 2021
57 **Burton, Ron**, LB, North Carolina, 1987-89
22 **Butler, Bill**, S, Tenn. Chattanooga, 1960
19 **Butler, Brice**, WR, San Diego State, 2015-17, 2018
31 **Butler, Josh**, CB, Michigan State, 2024
31 **Butler, Mario**, CB, Georgia Tech, 2012
36 **Butler, Quincy**, S, Texas Christian, 2006, 2008
57 **Butler, Victor**, LB, Oregon State, 2009-12

C

60 **Caffey, Lee Roy**, LB, Texas A&M, 1971
72 **Callaway, Robert**, DT, Saginaw Valley, 2012
86 **Campbell, Dan**, TE, Texas A&M, 2003-05
20 **Campbell, Ibrahim**, S, Northwestern, 2018
57 **Campos, Alan**, LB, Louisville, 1996
31 **Canady, Maurice**, CB, Virginia, 2021
52 **Cannon, Billy**, LB, Texas A&M, 1984
10 **Cantrell, Barry**, P, Fordham, 2000
99 **Canty, Chris**, DE, Virginia, 2005-08
99 **Capone, Warren**, LB, Louisiana State, 1975
18 **Carano, Glenn**, QB, Nevada-Las Vegas, 1977-83
17 **Carmichael, Harold**, WR, Southern, 1984

54 **Carpenter, Bobby**, LB, Ohio State, 2006-09
39 **Carr, Brandon**, CB, Grand Valley State, 2012-16, 2020
10 **Carrell, Duane**, P, Florida State, 1974
24 **Carroll, Nolan**, CB, Maryland, 2017
21 **Carson, Caelen**, CB, Wake Forest, 2024
91 **Carson, Leonardo**, DT, Auburn, 2003-04
54 **Carter, Bruce**, LB, North Carolina, 2011-14
92 **Carter, David**, DT, North Carolina, 2013
75 **Carter, Jon**, DT, Pittsburgh, 1989
17 **Carter, Quincy**, QB, Georgia, 2001-03
97 **Carter, Ron'Dell**, DE, James Madison, 2020
96/98 **Carver, Shante**, DE, Arizona State, 1994-97
25 **Case, Scott**, S, Oklahoma, 1995
75 **Caseillas, Tony**, DT, Oklahoma, 1991-93, 1996-97
23 **Cason, Avelon**, RB, Illinois State, 2003
16 **Cassel, Matt**, QB, Southern California, 2015
54 **Caver, Quinton**, LB, Arkansas, 2005
54 **Cerqua, Marc**, LB, Carson-Newman, 2001
79 **Cesario, Sal**, G, Cal. Poly SLO, 1987
35 **Chancey, Robert**, RB, no college, 1999
86 **Chandler, Scott**, TE, Iowa, 2010
85/89 **Chandler, Thornton**, TE, Alabama, 1986-89
45 **Chapas, Shaun**, FB, Georgia, 2011
97 **Charlton, Taco**, DE, Michigan, 2017-19
72 **Cheek, Louis**, OL, Texas A&M, 1990
95 **Chevrier, Randy**, DT, McGill, 2001
85 **Chiaverini, Darrin**, WR, Colorado, 2001
72 **Childress, Ray**, DT, Texas A&M, 1996
23 **Choice, Tashard**, RB, Georgia Tech, 2008-11
46 **Chunn, Jordan**, RB, Troy, 2019
42 **Church, Barry**, S, Toledo, 2010-16
77 **Cisowski, Steve**, T, Santa Clara, 1987
42 **Clack, Darryl**, RB, Arizona State, 1986-89
33/18 **Clark, Damone**, LB, Louisiana State, 2022-24
24 **Claborn, Morris**, CB, Louisiana State, 2012-16
73 **Clark, Jeremy**, DE, Alabama, 2010
83/17 **Clark, Mike**, K, Texas A&M, 1968-71, 1973
73 **Clark, Monte**, T, Southern California, 1962
37 **Clark, Phil**, DB, Northwestern, 1967-69
82 **Clarke, Frank**, TE/WR, Colorado, 1960-67
83 **Clay, Hayward**, TE, Texas A&M, 1998-99
95 **Claybrooks, DeVone**, DT, East Carolina, 2004
63 **Cleary, Emmett**, T, Boston College, 2016
32 **Clement, Corey**, RB, Wisconsin, 2021
47 **Clinkscale, Dexter**, S, South Carolina State, 1980, 1982-85
44 **Clutts, Tyler**, FB, Fresno State, 2013-15
52 **Coakley, Dexter**, LB, Appalachian State, 1997-04
59 **Cobb, Garry**, LB, Southern California, 1988-89
18 **Cobb, Randall**, WR, Kentucky, 2019
87 **Cochart, Colin**, TE, South Dakota State, 2012
92 **Coe, Michael**, CB, Alabama State, 2012
20 **Cohen, Landon**, DT, Ohio, 2013
63 **Cole, Larry**, DL, Hawaii, 1968-80
30 **Coleman, Alonzo**, RB, Hampton, 2008
41 **Coleman, Anthony**, DB, Baylor, 1987
60 **Coleman, Davon**, DT, Arizona State, 2014-15
93/99 **Coleman, Kenyon**, DE, UCLA, 2003-06, 2011-12
44 **Coleman, Lincoln**, RB, Baylor, 1993-94
32 **Coleman, Marcus**, S, Texas Tech, 2006
86 **Coleman, Ralph**, LB, North Carolina A&T, 1972
10 **Collier, Reggie**, QB, Southern Mississippi, 1986
76 **Collins, Aviante**, T, Texas Christian, 2022
70 **Collins, Javier**, DT/T, Northwestern, 2001-03
71 **Collins, La'el**, G/T, Louisiana State, 2015-21
96 **Collins, Maliek**, DT, Nebraska, 2016-19
75 **Colombo, Marc**, T, Boston College, 2005-10
77 **Colvin, Jim**, DT, Houston, 1964-66
61 **Conaty, Bill**, C, Virginia Tech, 2003
46 **Condo, Jon**, LS, Maryland, 2005
31 **Cone, Fred**, K, Clemson, 1960
54/53 **Connelly, Mike**, C, Utah State, 1960-67
52 **Connor, Dan**, LB, Penn State, 2012
40 **Conrad, Bobby Joe**, WR, Texas A&M, 1969
20 **Cook, Dalvin**, RB, Florida State, 2024
3 **Cook, Ryan**, G/C, New Mexico, 2012-13
63 **Cooks, Brandin**, WR, Oregon State, 2023-24
19 **Cooper, Amari**, WR, Alabama, 2018-21
94 **Cooper, Chris**, DT, Nebraska-Omaha, 2004
61 **Cooper, Jim**, OL, Temple, 1977-86
64 **Cooper, Jonathan**, G, North Carolina, 2017
93 **Cooper, Reggie**, LB, Nebraska, 1991
18 **Copper, Terrance**, WR, East Carolina, 2004-05
68 **Cornish, Frank**, C, UCLA, 1992-94
85 **Cornwell, Fred**, TE, Southern California, 1984-85
2 **Cortez, Jose**, K, Oregon State, 2005

C, cont.

- 57 **Coryatt, Quentin**, LB, Texas A&M, 1999
 84 **Cosbie, Doug**, TE, Santa Clara, 1979-88
 67 **Costa, Phil**, C, Maryland, 2010-13
 44/81 **Courville, Vince**, WR, Rice, 1987
 59 **Covington, Chris**, LB, Indiana, 2018-19
 95 **Covington, Christian**, DT, Rice, 2019
 14 **Cox, Jabril**, LB, Louisiana State, 2021-22
 31/39 **Coyle, Tyler**, S, Purdue, 2021-22
 84 **Crayton, Patrick**, WR, Northwestern Oklahoma, 2004-09
 58 **Crawford, Jack**, DE, Penn State, 2014-16
 70/98 **Crawford, Tyrone**, DL, Boise State, 2012-20
 90 **Crockett, Willis**, LB, Georgia Tech, 1990
 32 **Crockett, Zack**, RB, Florida State, 2007
 85 **Cronin, Gene**, LB, Pacific, 1960
 16 **Cropper, Jalen**, WR, Fresno State, 2024
 54 **Cummings, Kenwin**, LB, Wingate, 2010
 3 **Cundiff, Billy**, K, Drake, 2002-05
 7 **Cunningham, Randall**, QB, Nevada-Las Vegas, 2000
 3 **Cunningham, Richie**, K, SW Louisiana, 1997-99
 89 **Curtis, Tony**, TE, Portland State, 2006-08
 62 **Cvercko, Andy**, G, Northwestern, 1961-62

D

- 14 **Dalton, Andy**, QB, TCU, 2020
 81 **Daniel, Tim**, WR, Florida A&M, 1993
 45/21 **Daniels, Dick**, S, Pacific, Ore., 1966-68
 29 **Dantzier, Woodrow**, RB, Clemson, 2002
 87 **Davis, Billy**, WR, Pittsburgh, 1995-98
 98 **Davis, Carl**, NT, Iowa, 2023
 99 **Davis, Donnie**, WR, Southern, 1962
 40/29 **Davis, Keith**, S, Sam Houston, 2002, 2004-08
 57 **Davis, Kyle**, C, Oklahoma, 1975
 70 **Davis, Leonard**, G, Texas, 2007-10
 34 **Davis, Malik**, RB, Florida, 2022-23
 77/99 **Davis, Nathan**, DT, Indiana, 1998-99
 75 **Davis, Ryan**, DE, Bethune-Cookman, 2016
 88 **Davis, Sonny**, LB, Baylor, 1961
 35 **Davis, Wendell**, CB, Oklahoma, 1996-99
 26 **Davison, Andrew**, CB, Kansas, 2003
 20 **Dawkins, Everett**, DT, Florida State, 2013
 49 **Dean, Kent**, TE, Kansas State, 1988
 34 **Decoud, Treston**, CB, Oregon State, 2018
 55 **Del Rio, Jack**, LB, Southern California, 1989-91
 41 **Dennis, Pat**, CB, Louisiana-Monroe, 2001
 21 **Dennison, Doug**, RB, Kutztown State, 1974-78
 55 **DeOssie, Steve**, LB, Boston College, 1984-88
 83 **Deters, Harold**, K, No. Carolina State, 1967
 26 **Dial, Buddy**, WR, Rice, 1964-66
 64 **Diaz, Jorge**, G, Texas A&M-Kingsville, 2000
 51 **Dickerson, Anthony**, LB, Southern Methodist, 1980-84
 71 **Dickson, Paul**, T, Baylor, 1960
 76 **Diehl, John**, DT, Virginia, 1965
 7/27 **Diggs, Trevon**, CB, Alabama, 2020-24
 63 **DiNapoli, Gennaro**, C, Virginia Tech, 2003
 7 **DiNucci, Ben**, QB, James Madison, 2020
 89 **Ditka, Mike**, TE, Pittsburgh, 1969-72
 86/21 **Dixon, James**, WR/RB, Houston, 1989-91
 24/25 **Dixon, Tony**, S, Alabama, 2001-05
 56 **Dobbins, Tim**, LB, Iowa State, 2014
 75/76 **Dockery, Derrick**, G, Texas, 2011-12
 34 **Doelling, Fred**, S, Pennsylvania, 1960
 53 **Donaldson, Ray**, C, Georgia, 1995-96
 63 **Donley, Doug**, WR, Ohio State, 1981-84
 82 **Donohue, Leon**, G, Cal. State San Jose, 1965-67
 67 **Donovan, Pat**, T, Stanford, 1975-83
 83 **Doran, Jim**, WR, Iowa State, 1960-61
 33 **Dorsett, Tony**, RB, Pittsburgh, 1977-87
 79 **Dorsey, Char-ron**, T, Florida State, 2001-02
 34 **Douglas, Merrill**, RB, Utah, 1961
 30 **Dowdle, Mike**, RB/LB, Texas, 1960-62
 23/34 **Dowdle, Rico**, RB, South Carolina, 2020-24
 26 **Duchs, Michael**, S, Rice, 1981-88
 86 **Duckettt, Kenny**, WR, Wake Forest, 1985
 89 **Dugan, Fred**, WR, Dayton, 1960
 52 **Duilban, Chris**, LB, Texas, 1987
 25 **Dunbar, Lance**, RB, North Texas, 2012-16
 37 **Dunn, Perry Lee**, RB, Mississippi, 1964-65
 45 **Dupre, L.G.**, RB, Baylor, 1960-61
 89 **DuPre, Billy Joe**, TE, Michigan State, 1973-83
 52 **Durant, Justin**, LB, Hampton, 2013-14, 2016-17
 85 **Durden, David**, WR, West Florida, 2023
 78 **Dutton, John**, DL, Nebraska, 1979-86
 71 **Dwyer, Mike**, DT, Massachusetts, 1987

E

- 42 **Easmon, Ricky**, DB, Florida, 1985
 79/77 **East, Ron**, DT, Montana State, 1967-70
 99 **Eaton, Chad**, DT, Washington State, 2004
 71 **Edoga, Chuma**, OL, Southern California, 2023-24
 52 **Edwards, Dave**, LB, Auburn, 1963-75
 58 **Edwards, Dixon**, LB, Michigan State, 1991-95
 78 **Edwards, Kadeem**, T, Tennessee State, 2017-18
 81/87 **Edwards, Kelvin**, WR, Liberty, 1987-88
 95 **Edwards, Lavar**, DE, Louisiana State, 2014
 27 **Edwards, Mario**, CB, Florida State, 2000-03
 79 **Ehinger, Parker**, G, Cincinnati, 2018
 52 **Eidson, Jim**, G/C, Mississippi State, 1976
 96 **E Kuban, Ebenezer**, DE, North Carolina, 1999-03
 37/26 **Eliam, Abram**, S, Kent State, 2006, 2011
 53 **Eliam, Onzy**, LB, Tennessee State, 1989
 21/15 **Elliott, Ezekiel**, RB, Ohio State, 2016-22, 2024
 56 **Elliott, Jayrone**, LB, Toledo, 2017
 2 **Elliott, Lin**, K, Texas Tech, 1992-93
 98 **Ellis, Greg**, DE/LB, North Carolina, 1998-08
 75 **Erving, Cameron**, T, Florida State, 2020
 89 **Escobar, Gavin**, TE, San Diego State, 2013-16
 92 **Evans, Demetric**, DE, Georgia, 2001-02
 32 **Evans, Rashaan**, LB, Alabama, 2023
 31/27 **Everett, Thomas**, S, Baylor, 1992-93

F

- 69 **Fabini, Jason**, T, Cincinnati, 2006
 63 **Falls, Mike**, G, Minnesota, 1960-61
 48/85 **Fant, Princeton**, TE, Tennessee, 2023-24
 58 **Faoliu, Austin**, DE, Oregon, 2021
 68 **Farniok, Matt**, G, Nebraska, 2021-22
 80 **Fasano, Anthony**, TE, Notre Dame, 2006-07
 81 **Fehoko, Simi**, WR, Stanford, 2021-22
 93 **Fehoko, Viliami**, DE, San Jose State, 2023
 27 **Fellows, Ron**, CB, Missouri, 1981-86
 87 **Ferguson, Jake**, TE, Wisconsin, 2022-24
 95 **Ferguson, Jason**, DT, Georgia, 2005-07
 24 **Fiammetta, Tony**, FB, Syracuse, 2011
 54 **Fieldings, Anthony**, LB, Morningside College, 1995
 97 **Fields, Aaron**, DE, Troy State, 2000
 10 **Filipovic, Filip**, P, South Dakota, 2002
 46 **Fishback, Joe**, S, Carson-Newman, 1993-94
 73 **Fisher, Ray**, T, Eastern Illinois, 1960
 62 **Fitzgerald, John**, C, Boston College, 1971-80
 55 **Flaherty, Harry**, LB, Holy Cross, 1987
 63 **Flannery, John**, G, Syracuse, 1996-97
 75 **Fleming, Cameron**, T, Stanford, 2018-19
 82 **Fleming, Cory**, WR, Tennessee, 1994-95
 80 **Fournoy, Ryan**, WR, SE Missouri State, 2024
 45 **Flowers, Richmond**, S, Tennessee, 1969-71
 6 **Folk, Nick**, K, Arizona, 2007-09
 80/83 **Folkins, Lee**, TE, Washington, 1962-64
 85 **Folsom, Steve**, TE, Utah, 1987-90
 80 **Fontenot, Chris**, TE, McNeese State, 2000
 3 **Forbath, Kai**, K, UCLA, 2019
 80 **Ford, Bernard**, WR, Central Florida, 1989
 56 **Fowler, Dante**, DE, Florida, 2022-23
 55 **Fowler, Ryan**, LB, Duke, 2004-06
 46 **Fowler, Todd**, FB, Stephen F. Austin, 1985-88
 27 **Frankton, Eric**, S, Washington State, 2012
 38 **Francis, Ron**, CB, Baylor, 1987-90
 32 **Frankhauser, Tom**, CB, Purdue, 1960-61
 76 **Frank, Bill**, T, Colorado, 1964
 23 **Frazier, Derrick**, CB, Texas A&M, 1996
 35 **Frazier, Kavon**, S, Central Michigan, 2016-19
 30 **Frazier, Lance**, CB, West Virginia, 2004
 71 **Frederick, Andy**, T, New Mexico, 1977-81
 72 **Frederick, Travis**, C, Wisconsin, 2013-19
 68 **Free, Doug**, T, Northern Illinois, 2007-16
 69/66 **Fricke, Ben**, G/C, Houston, 1999-01
 90 **Frisch, Byron**, DE, BYU, 2001
 15 **Fritsch, Toni**, K, Vienna, Austria, 1971-73, 1975
 79 **Frost, Ken**, DT, Kentucky, 1961-62
 75 **Fry, Bob**, T, Kentucky, 1960-64
 84 **Fugett, Jean**, TE, Amherst, 1972-75
 50 **Fujita, Scott**, LB, California, 2005

G

- 52 **Gachkar, Andrew**, LB, Missouri, 2015-16
 80 **Gadsden, Oronde**, WR, Winston-Salem, 1995
 27 **Gaechter, Mike**, S, Oregon, 1962-69
 39 **Gainer, Derrick**, RB, Florida A&M, 1992-93
 89 **Galbraith, Scott**, TE, Southern California, 1993-94, 1997
 96 **Gallimore, Neville**, DT, Oklahoma, 2020-23

84 Galloway, Joey, WR, Ohio State, 2000-03
 13 Gallup, Michael, WR, Colorado State, 2018-23
 29 Gant, Kenneth, CB, Albany St., 1990-94
 63 Gardner, Ben, DE, Stanford, 2014
 61 Garmon, Kelvin, G, Baylor, 2000-02
 17 Garrett, Jason, QB, Princeton, 1993-99
 32 Garrison, Walt, RB, Oklahoma State, 1966-74
 80 Gathers, Rico, TE, Baylor, 2018
 80 Gay, Everett, WR, Texas, 1988
 66/96 Geathers, Clifton, DE, South Carolina, 2010-11
 35 Gent, Pete, WR/TE, Michigan State, 1964-68
 27 George, Eddie, RB, Ohio State, 2004
 67/63 Gesek, John, G, Cal. St.-Sacramento, 1990-93
 11 Gibbs, Sonny, QB, Texas Christian, 1963
 63 Gibson, Aaron, T, Wisconsin, 2001-02
 57 Gifford, Luke, LB, Nebraska, 2019-22
 3 Gilbert, Garrett, QB, Southern Methodist, 2020
 21 Gilmore, Stephen, CB, South Carolina, 2023
 26 Glenn, Aaron, CB, Texas A&M, 2005-06
 83 Glenn, Terry, WR, Ohio State, 2003-07
 97 Glover, La'Roi, DT, San Diego State, 2002-05
 78 Glymph, Junior, DE, Carson-Newman, 2005-06
 56 Godfrey, Randall, LB, Georgia, 1996-99
 66 Gogan, Kevin, T, Washington, 1987-93
 99/59 Golston, Chauncey, DE, Iowa, 2021-24
 76 Gonzaga, John, DE, No college, 1960
 9 Gonzalez, Daniel, QB, East Carolina, 1998
 83 Gonzalez, Leon, WR, Bethune, Cookman, 1985
 23 Goodrich, Dwayne, CB, Tennessee, 2000-02
 29 Goodwin, C.J., CB, California (PA), 2018-24
 27 Gordon, Cletis, CB, Jackson State, 2009
 4 Gowdy, Cornell, DB, Morgan State, 1986
 4 Gowin, Toby, P, North Texas, 1997-99, 2003
 7 Gramatica, Martin, K, Kansas State, 2006
 71 Granger, Charley, T, Southern, 1961
 28 Granger, Norm, RB, Iowa, 1984
 56 Grant, Orantes, LB, Georgia, 2000-01
 58 Grau, Jeff, LS, UCLA, 2002
 29/48 Green, Alex, CB, Indiana, 1987
 61 Green, Allen, P/K, Mississippi, 1961
 79 Green, Chaz, OL, Florida, 2015-17
 34 Green, Cornell, DB, Utah State, 1962-74
 10 Green, Skyler, WR, Louisiana State, 2006
 33 Greenwood, Chris, CB, Albion College, 2013
 79 Gregg, Forrest, G/T, Southern Methodist, 1971
 77 Gregory, Bill, DL, Wisconsin, 1971-77
 21 Gregory, Glynn, WR/DB, Southern Methodist, 1961-62
 4 Gregory, Randy, DE, Nebraska, 2015-16, 2018, 2020-21
 14 Greisen, Chris, QB, Northwest Missouri State, 2010, 2011
 15 Grier, Will, QB, West Virginia, 2021-22, 2024
 97 Griffen, Everson, DE, Southern California, 2020
 44 Gronkowski, Chris, FB, Arizona, 2010
 64 Grottkau, Bob, G, Oregon, 1961
 65 Gurode, Andre, G/C, Colorado, 2002-10
 60 Guy, Buzz, G, Duke, 1960
 60 Guyton, Tyler, T, Oklahoma, 2024

H

64 Hagen, Halvor, C/G, Weber State, 1969-70
 3 Hajrullahu, Lirim, K, Western Ontario, 2021
 94 Haley, Charles, DE, James Madison, 1992-96
 38 Hall, Chris, S, East Carolina, 1993
 43 Hall, Kemon, CB, North Texas, 2024
 55 Hall, Lemanski, LB, Alabama, 1999
 54 Hambrick, Darren, LB, South Carolina, 1998-01
 35/42 Hambrick, Troy, RB, Savannah State, 2000-03
 60 Hamel, Dean, DT, Tulsa, 1989-90
 23 Hamilton, Jakar, S, South Carolina State, 2013-14
 79/92 Hamilton, Justin, DT, Louisiana, 2019, 2020, 2021
 26 Hamlin, Ken, S, Arkansas, 2007-09
 36 Hamlin, Michael, S, Clemson, 2009-10
 95 Hankins, Johnathan, DT, Ohio State, 2022-23
 84 Hanna, James, TE, Oklahoma, 2012-17
 44 Hannah, Rodney, TE, Houston, 2008
 86 Hannam, Ryan, TE, Northern Iowa, 2006
 52 Hansen, Wayne, LB, Texas Wesleyan, 1960
 54 Hardy, Darryl, LB, Tennessee, 1995, 1997
 76 Hardy, Greg, DE, Mississippi, 2015
 37 Hardy, JaQuan, RB, Tiffin, 2021
 51 Hardy, Kevin, LB, Illinois, 2002
 65 Harlow, Sean, G, Oregon State, 2023
 80/82 Harper, Alvin, WR, Tennessee, 1991-94, 1999
 50 Harper, Dave, LB, Humboldt State, 1990
 50 Harper, Devin, LB, Oklahoma State, 2022-23
 24 Harper, Roger, S, Ohio State, 1996

43 Harris, Cliff, S, Ouachita, 1970-79
 47 Harris, Darius, LB, Middle Tennessee, 2024
 86 Harris, Duriel, WR, New Mexico State, 1984
 17 Harris, Dwayne, WR, East Carolina, 2011-14
 88 Harris, Jackie, TE, Northeast Louisiana, 2000-01
 40 Harris, Jim, S, Oklahoma, 1961
 80 Harris, Rod, WR, Texas A&M, 1990
 97 Hatcher, Jason, DE, Grambling, 2006-13
 71 Hawkins, Donald, T, Texas, 2014
 38 Hawthorne, Duane, CB, Northern Illinois, 1999-02
 96 Hayden, Nick, DT, Wisconsin, 2013-15
 22 Hayes, Bob, WR, Florida A&M, 1965-74
 33 Hayes, Wendell, RB, Humboldt State, 1963
 27 Haynes, Tommy, S, Southern California, 1987
 56 Hays, Harold, LB, Southern Mississippi, 1963-67
 62/78 Healy, Don, DT, Maryland, 1960-61
 3 Heath, Jeff, S, Saginaw Valley State, 2013-19
 69 Hegamin, George, T, North Carolina State, 1994-97
 58 Hegman, Mike, LB, Tennessee State, 1976-88
 11 Heinrich, Don, QB, Washington, 1960
 62/70 Hellestrae, Dale, OL, Southern Methodist, 1990-00
 58 Hemsley, Nate, LB, Syracuse, 1997-99
 89 Hendershot, Peyton, TE, Indiana, 2022-23
 56 Henderson, Thomas, LB, Langston, 1975-79
 58/50 Hendrickson, Steve, LB, California, 1989
 45 Hendrix, Manny, CB, Utah, 1986-91
 85 Hendrix, Tim, TE, Tennessee, 1987
 95 Hennings, Chad, DT, Air Force, 1992-00
 42 Henry, Anthony, CB, South Florida, 2005-08
 52 Henry, K.J., DE, Clemson, 2024
 62 Henry, Marcus, C, Boise State, 2020
 7 Henson, Drew, QB, Michigan, 2004-05
 72 Herchman, Bill, DT, Texas Tech, 1960-61
 1 Herrera, Efen, K, UCLA, 1974, 1976-77
 81 Hervey, Edward, WR, Southern Cal, 1995
 21 Higgs, Mark, RB, Kentucky, 1988
 32 Highsmith, Alonzo, FB, Miami, Fla., 1990-91
 9 Hilbert, Jon, K, Louisville, 2001
 31 Hill, Bill, CB, Rutgers, 1987
 35 Hill, Calvin, RB, Yale, 1969-74
 25 Hill, Rod, CB, Kentucky State, 1982-83
 80 Hill, Tony, WR, Stanford, 1977-86
 60/90 Hill, Tony, DE, Tenn. Chattanooga, 1991-92
 67 Hills, Tony, T, Texas, 2011
 97/72 Hill, Trysten, DT, Central Florida, 2019-22
 16 Hilton, T.Y., WR, Florida International, 2022
 59 Hitchens, Anthony, LB, Iowa, 2014-17
 16 Hodge, Damon, WR, Alabama State, 2000
 10 Hodson, Tommy, QB, Louisiana State, 1994
 67 Hoffman, Brock, C, Virginia Tech, 2022-24
 14 Hogeboom, Gary, QB, Central Michigan, 1980-85
 64 Holland, Montrae, G, Florida State, 2008-11
 16 Holley, Jesse, WR, North Carolina, 2010-11
 57 Holloman, DeVonte, LB, South Carolina, 2013-14
 23 Holloway, Johnny, CB, Kansas, 1986
 15 Holmes, Andre, WR, Hillsdale, 2011-12
 47 Holmes, Clayton, CB, Carson-Newman, 1992-95
 30 Holt, Issiac, CB, Alcorn State, 1989-92
 24 Homan, Dennis, WR, Alabama, 1968-70
 28 Hooker, Malik, S, Ohio State, 2021-24
 9 Hoopes, Mitch, P, Arizona, 1975
 20 Horton, Ray, S, Washington, 1989-92
 67 Houser, John, C/G, Redlands, 1960-61
 86 Houston, Bill, WR, Jackson State, 1974
 17 Houston, Dennis, WR, Western Illinois, 2022
 21 Howard, Carl, CB, Rutgers, 1984
 99 Howard, David, LB, Cal. St. Long Beach, 1989-90
 81 Howard, Percy, WR, Austin Peay, 1975
 87 Howard, Ron, TE, Seattle, 1974-75
 54 Howley, Chuck, LB, West Virginia, 1961-73
 81 Houton, Bill, WR, Rice, 1960-63
 51 Hoyem, Lynn, C/G, Cal. St. Long Beach, 1962-63
 46/53 Hoyte, Oliver, FB/LB, North Carolina State, 2006-07
 49 Huggins, Johnny, TE, Alabama State, 2001
 32 Hughes, Randy, S, Oklahoma, 1975-80
 42 Hughes, Tyrone, CB, Nebraska, 1998
 11 Humphrey, Buddy, QB, Baylor, 1961
 79 Hunt, John, G/T, Florida, 1984
 34 Hunter, Monty, S, Salem, 1982
 47 Hunter, Pete, CB, Virginia Union, 2002-04
 52/58 Hurd, Jeff, LB, Kansas State, 1987
 17 Hurd, Sam, WR, Northern Illinois, 2006-10
 17 Hurns, Allen, WR, Miami, 2018
 40 Hurt, Eric, CB, Cal. State San Jose, 1980
 66 Husmann, Ed, DT, Nebraska, 1960

H, cont.

- 59 **Hutcherson, Ken**, LB, Livingston State, 1974
7 **Hutchinson, Chad**, QB, Stantford, 2002-03
57/55 **Huther, Bruce**, LB, New Hampshire, 1977-80, 1983
66 **Hutcher, Tony**, G, N.E. Oklahoma St., 1996-99
65 **Hyatt, Mitch**, T, Clemson, 2019-21
51 **Hyder, Kerry**, DT, Texas Tech, 2019

I

- 1 **Igbinoghene, Noah**, CB, Auburn, 2023
69 **Irvin, Corvey**, DT, Georgia, 2013
88 **Irvin, Michael**, WR, Miami, Fla., 1988-99
95 **Irving, David**, DE, Iowa State, 2015-18
60 **Isbell, Joe Bob**, G, Houston, 1962-65
81 **Ismail, Raghbi**, WR, Notre Dame, 1999-01

J

- 71 **Jackson, Al**, G, Louisiana State, 2000-01
34/26 **Jackson, Darius**, RB, Eastern Michigan, 2016, 2018
56 **Jackson, Joe**, DE, Miami, 2019
32 **Jackson, Tim**, S, Nebraska, 1989
83 **Jackson, Willie**, WR, Florida, 1994
56 **James, Bradie**, LB, Louisiana State, 2003-11
80 **James, Cedric**, WR, Texas Christian, 2003
68 **Jamison, Vontrell**, DE, Clemson, 2005
89 **Jarwin, Blake**, TE, Oklahoma State, 2017-21
53 **Jax, Garth**, LB, Florida State, 1986-88
77 **Jeffcoat, Jim**, DE, Arizona State, 1983-94
81 **Jeffers, Patrick**, WR, Virginia, 1998
46 **Jefferson, Malik**, LB, Texas, 2023
96 **Jelks, Jalen**, DE, Oregon, 2019
31/21 **Jenkins, Mike**, CB, South Florida, 2008-12
64 **Jennings, Keith**, TE, Clemson, 1989
37 **Jensen, Jim**, RB, Iowa, 1976
19 **Jett, John**, P, East Carolina, 1993-96
62/52 **Johnson, Al**, C, Wisconsin, 2003-06
14 **Johnson, Brad**, QB, Florida State, 2007-08
56 **Johnson, Buddy**, LB, Texas A&M, 2023-24
87 **Johnson, Butch**, WR, Calif. Riverside, 1976-83
98 **Johnson, Curtis**, LB, Clark Atlanta, 2009
51 **Johnson, Durrell**, DE, Liberty, 2024
81 **Johnson, Jon Vea**, WR, Toledo, 2019
19 **Johnson, Keyshawn**, WR, Southern California, 2004-05
15 **Johnson, Matt**, WR, Oklahoma, 2010
37 **Johnson, Matt**, S, Eastern Washington, 2012-13
23 **Johnson, Mike**, CB, Kansas, 1966-69
64 **Johnson, Mitch**, G, UCLA, 1965
66/95 **Johnson, Tank**, NT, Washington, 2007-08
92 **Johnson, Thomas**, DT, Middle Tennessee St., 2005
58 **Johnson, Tre'von**, LB, Weber State, 2017
29 **Johnson, Undra**, RB, West Virginia, 1989
91 **Johnson, Walter**, DT, Pittsburgh, 1987
48 **Johnston, Daryl**, FB, Syracuse, 1989-99
21 **Jones, Adam**, CB, West Virginia, 2008
31 **Jones, Byron**, CB, Connecticut, 2015-19
6 **Jones, Chris**, P, Carson Newman, 2011-20
51 **Jones, Dale**, LB, Tennessee State, 1987
56 **Jones, Datone**, DT, UCLA, 2017-18
55 **Jones, Edgar**, DE, Southeast Missouri State, 2013
39 **Jones, E.J.**, RB, Kansas, 1987
72 **Jones, Ed**, DE, Tennessee State, 1974-78, 1980-89
28 **Jones, Felix**, RB, Arkansas, 2008-12
23 **Jones, James**, RB, Mississippi State, 1980-82, 1984-85
25 **Jones, Jermaine**, CB, Northwestern State (LA), 2002
97 **Jones, Jimmie**, DL, Miami, Fla., 1990-93
26 **Jones, Josh**, S, North Carolina State, 2019
21 **Jones, Julius**, RB, Notre Dame, 2004-07
33 **Jones, Nathan**, CB, Rutgers, 2004-07
55 **Jones, Robert**, LB, East Carolina, 1992-95
55 **Jordan, Lee Roy**, LB, Alabama, 1963-76
24/1 **Joseph, Kelvin**, CB, Kentucky, 2021-22
93 **Joseph, Linval**, DT, East Carolina, 2024

K

- 43/54 **Kamara, Azur**, LB/DE, Kansas, 2020-21
20 **Kaiser, Jason**, S, Culver-Stockton, 1999
18 **Kazee, Damontae**, S, San Diego State, 2021
70 **Kearse, Frank**, DT, Alabama A&M, 2013
27/1 **Kearse, Jayron**, S, Clemson, 2021-23
57 **Keller, Mike**, LB, Michigan, 1972
50 **Kendricks, Eric**, LB, UCLA, 2024
60 **Kennard, Derek**, G, Nevada-Reno, 1994-96
68 **Ker, Crawford**, G, Florida, 1985-90
60 **Killian, Gene**, G, Tennessee, 1974
27 **Kincade, Keylon**, RB, Southern Methodist, 2006

- 60 **Kiner, Steve**, LB, Tennessee, 1970
57 **King, Angelo**, LB, South Carolina State, 1981-83
63 **Kiselak, Michael**, C/G, Maryland, 1998-99
3 **Kitna, Jon**, QB, Central Washington, 2009-11, 2013
73 **Kitson, Syd**, G, Wake Forest, 1984
79 **Klein, Dick**, T, Iowa, 1960
94 **Kneeland, Marshawn**, DE, Western Michigan, 2024
69 **Knight, Brandon**, G, Indiana, 2019-21
4 **Knorr, Micah**, P, Utah State, 2000-02
8 **Kosar, Bernie**, QB, Miami, Fla., 1993
63 **Kosier, Kyle**, G, Arizona State, 2006-11
35 **Kowalczyk, Walt**, RB, Michigan State, 1960
60 **Kowalski, Kevin**, C/G, Toledo, 2011-12
9 **Kupp, Craig**, QB, Pacific-Lutheran, 1991
67 **Kupp, Jake**, G, Washington, 1964-65
25 **Kyle, Aaron**, CB, Wyoming, 1976-79

L

- 91 **Ladouceur, Louis-Philippe**, LS, California, 2005-20
89 **Ladleur, David**, TE, Louisiana State, 1997-00
35 **Laidlaw, Scott**, RB, Stantford, 1975-79
88 **Lamb, CeeDee**, WR, Oklahoma, 2020-24
15/19 **Lance, Trey**, QB, North Dakota State, 2023-24
38 **Lang, David**, RB, Northern Arizona, 1995
41 **Larrimore, Kareem**, CB, West Texas A&M, 2000-01
15 **Laufenberg, Babe**, QB, Indiana, 1989-90
25 **Lassic, Derrick**, RB, Alabama, 1993-94
29 **Lavette, Robert**, RB, Georgia Tech, 1985-87
66 **Lawless, Burton**, G, Florida, 1975-79
53 **Lawrence, Cameron**, LB, Mississippi State, 2013-14
90 **Lawrence, DeMarcus**, DE, Boise State, 2014-24
56 **Lawson, Carl**, DE, Auburn, 2024
16 **Leaf, Ryan**, QB, Washington State, 2001
65 **Leary, Ronald**, G, Memphis, 2012-16
14 **LeBaron, Eddie**, QB, Pacific, 1960-63
32 **Lee, ReShard**, RB, Middle Tennessee St., 2004
50 **Lee, Sean**, LB, Penn State, 2010-20
68 **Lehr, Matt**, C/G, Virginia Tech, 2001-04
58/98 **Lemon, Orile**, LB, Oklahoma State, 2012, 2013
14 **Lenoir, Lance**, WR, Western Illinois, 2017, 2018
34 **Lester, Tim**, FB, Eastern Kentucky, 1999
78 **Letz, Leon**, DL, Emporia State, 1991-00
50 **Lewis, D.D.**, LB, Mississippi State, 1968, 1970-81
2/26/27 **Lewis, Jourdan**, CB, Michigan, 2017-24
23 **Lewis, LeQuan**, CB, Arizona State, 2012
23 **Lewis, Woodley**, WR, Oregon, 1960
64 **Light, Alex**, T, Richmond, 2020
64/67 **Lilja, George**, C, Michigan, 1987
74 **Lilly, Bob**, DL, Texas Christian, 1961-74
97 **Lilly, Kevin**, DT, Tulsa, 1989
65 **Lindstrom, Alec**, C, Boston College, 2022
72/64 **Liscio, Tony**, T, Tulsa, 1963-64, 1966-71
95 **Lissemore, Sean**, DE, William & Mary, 2010-12
35 **Liuflau, Marist**, LB, Notre Dame, 2024
71 **Livingis, Nate**, G, Louisiana State, 2012
20 **Livingston, Bruce**, DB, Arkansas Tech, 1987
41 **Livingston, Warren**, CB, Arizona, 1961-66
35 **Lockett, J.W.**, RB, Central Oklahoma, 1961-62
56 **Lockhart, Eugene**, LB, Houston, 1984-90
25 **Logan, Obert**, S, Trinity Tex., 1965-66
56 **Long, Bob**, LB, UCLA, 1962
70 **Long, Jerome**, DT, San Diego State, 2013
19 **Longley, Clint**, QB, Abilene Christian, 1974-75
73 **Looney, Joe**, G, Wake Forest, 2016-20
70 **Loper, Daniel**, G, Texas Tech, 2011
18 **Lothridge, Billy**, P/QB, Georgia Tech, 1964
84/86 **Lucky, Mike**, TE, Arizona, 1999-02
40 **Luepke, Hunter**, RB, North Dakota State, 2023-24

M

- 58 **Mackey, Louis**, LB, Akron, 2001-02
19/2 **Maher, Brett**, K, Nebraska, 2018-19, 2022
51 **Manders, Dave**, C, Michigan State, 1964-66, 1968-74
22 **Manning, Wade**, CB, Ohio State, 1979
53/59 **March, Justin**, LB, Akron, 2017-20
31 **Marion, Brock**, S, Nevada-Reno, 1993-97
71 **Marsh, Amos**, RB, Oregon State, 1961-64
38 **Marten, James**, T, Boston College, 2007
79 **Martin, Harvey**, DE, East Texas State, 1973-83
34 **Martin, Jamar**, FB, Ohio State, 2002-03
83 **Martin, Kelvin**, WR, Boston College, 1987-92, 1996
70 **Martin, Zack**, G, Notre Dame, 2014-24
67 **Maryland, Russell**, DT, Miami, Fla., 1991-95
25 **Mathews, Ray**, WR, Clemson, 1960
23 **Mathis, Kevin**, CB, Texas A&M-Commerce, 1997-99

- 85 **Mayle, Vince**, WR, Washington State, 2015-16
93 **Mayowa, Benson**, DE, Idaho, 2016-17
1 **McBriar, Mat**, P, Hawaii, 2004-11
37 **McCann, Bryan**, CB, Southern Methodist, 2010-11
55 **McClain, Rolando**, LB, Alabama, 2014-15
99 **McClain, Terrell**, DT, South Florida, 2014-16
97 **McCormack, Hurvin**, DT, Indiana, 1994-98
40 **McCray, Danny**, S, Louisiana State, 2010-13, 2015
70 **McCreary, Bob**, T, Wake Forest, 1961
80 **McDaniels, David**, WR, Mississippi Valley, 1968
14 **McDonald, Paul**, QB, Southern California, 1986-87
25 **McDonald, Tommy**, WR, Oklahoma, 1964
20 **McFadden, Darren**, RB, Arkansas, 2015-17
23 **McFadden, Leon**, CB, San Diego State, 2016
79 **McFadden, Marques**, T, Arizona, 2002
83 **McGarity, Wane**, WR, Texas, 1999-01
7 **McGee, Stephen**, QB, Texas A&M, 2009-11
82 **McGee, Tony**, TE, Michigan, 2002-03
66 **McGovern, Connor**, G, Penn State, 2019-22
62 **McIlhenny, Don**, RB, Southern Methodist, 1960-61
90 **McIntosh, Toddrick**, DT, Florida State, 1994
67 **McIver, Everett**, G, Elizabeth City State, 1998-99
84 **McKeon, Sean**, TE, Michigan, 2020-23
35 **McKie, Jason**, FB, Temple, 2020
59 **McKinley, Takk**, LB, UCLA, 2022
66 **McKinney, Jeremy**, G/T, Iowa, 2002
85 **McKinnon, Dennis**, WR, Florida St., 1990
82 **McKnight, James**, WR, Liberty, 1999-00
52 **McLean, Scott**, LB, Florida State, 1983
47 **McNeil, Ryan**, CB, Miami, Fla., 2000
44 **McQuaide, Jake**, LS, Ohio State, 2021-22
77 **McQuistan, Pat**, T, Weber State, 2006-09
56 **McSurdy, Caleb**, LB, Montana, 2012
35 **McSwain, Chuck**, RB, Clemson, 1983-84
69 **Melton, Henry**, DT, Texas, 2014
70 **Memmear, Dale**, G, Wyoming, 1962-63
17 **Meredith, Don**, QB, Southern Methodist, 1960-68
78 **Meyers, John**, DT, Washington, 1962-63
30 **Michael, Christine**, RB, Texas A&M, 2015
83 **Mickey, Joey**, TE, Oklahoma, 1993
7 **Millen, Hugh**, QB, Washington, 1993
83 **Miller, Anthony**, WR, Tennessee, 1997
3 **Miller, Jim**, P, Mississippi, 1983-84
35 **Miller, Lonyae**, RB, Fresno State, 2010
67 **Miller, Wyatt**, T, Central Florida, 2019
85 **Mills, Ernie**, WR, Florida, 1998-99
78 **Mills, Jordan**, T, Louisiana Tech, 2015, 2020
92 **Mincey, Jeremy**, DE, Florida, 2014-15
81 **Mingo, Jonathan**, WR, Mississippi, 2024
72 **Missouri, Dwayne**, DE, Northwestern, 2001
34 **Mitchell, Aaron**, CB, Nevada-Las Vegas, 1979-80
82 **Mitchell, Johnny**, TE, Nebraska, 1996
21 **Mitchell, Terrance**, CB, Oregon, 2015
27 **Mobley, Singor**, S, Washington State, 1997-99
47 **Moegle, Dick**, S, Rice, 1961
23 **Montgomery, Mike**, RB/WR, Kansas State, 1972-73
58 **Moore, Damontre**, DE, Texas A&M, 2017
17 **Moore, Kellen**, QB, Boise State, 2015-17
30/26 **Moore, Sterling**, CB, Southern Methodist, 2012, 2013-14
76 **Moore, Zach**, DE, Concordia-St. Paul, 2016
2 **Moorman, Brian**, P, Pittsburg State, 2012
24 **Mooty, Jim**, CB, Arkansas, 1960
37 **Morgan, Dennis**, RB, Western Illinois, 1974
81 **Morgan, Quincy**, WR, Kansas State, 2004
46 **Morris, Alfred**, RB, Florida Atlantic, 2016-17
23 **Morris, Sammy**, RB, Texas Tech, 2011
14 **Morton, Craig**, QB, California, 1965-74
24/38 **Mukuamu, Israel**, S, South Carolina, 2021-24
37 **Mullen, Trayvon**, CB, Clemson, 2022
80 **Murchison, Ola Lee**, WR, Pacific, 1961
29 **Murray, DeMarco**, RB, Oklahoma, 2011-14
3 **Murray, Eddie**, K, Tulane, 1993, 1999
29 **Murrell, Adrian**, RB, West Virginia, 2003
29 **Myers, Greg**, S, Colorado State, 2000
94 **Myers, Michael**, DL, Alabama, 1998-03
98 **Myles, Godfrey**, LB, Florida, 1991-96
62 **Myslinski, Tom**, G/C, Tennessee, 1999

N

- 61 **Nagy, Bill**, G, Wisconsin, 2011
42 **Neal, Keanu**, LB, Florida, 2021
73 **Neely, Ralph**, G/T, Oklahoma, 1965-77
29 **Neufeld, Ryan**, FB, UCLA, 1999
70 **Nevis, Drake**, DT, Louisiana State, 2013
44 **Newhouse, Robert**, FB, Houston, 1972-83

- 41 **Newman, Terence**, CB, Kansas State, 2003-11
30 **Newsome, Timmy**, RB, Winston-Salem, 1980-88
67/61 **Newton, Nate**, G/T, Florida A&M, 1986-98
59 **Nguyen, Dat**, LB, Texas A&M, 1999-05
76 **Niland, John**, G, Iowa, 1966-74
1/7 **Niswander, Hunter**, P, Northwestern, 2020-21
60 **Nix, John**, DT, Southern Miss, 2001-02
75 **Noble, Brandon**, DT, Penn State, 1999-02
25 **Nolan, Dick**, S, Maryland, 1962
60 **Noll, Ben**, G, Pennsylvania, 2004-05
73 **Noonan, Danny**, DL, Nebraska, 1987-92
84 **Norman, Pettis**, TE, J.C. Smith, 1962-70
25 **Norton, Jerry**, S, Southern Methodist, 1962
51 **Norton, Ken**, LB, UCLA, 1988-93
84 **Novacek, Jay**, TE, Wyoming, 1990-96
79 **Nsekhe, Ty**, T, Texas State, 2021
2 **Nugent, Mike**, K, Ohio State, 2017
76 **Nutting, Ed**, T, Georgia Tech, 1963
61 **Nye, Blaine**, G, Stanford, 1968-76
53 **Nzeocha, Mark**, LB, Wyoming, 2015-16

O

- 53 **Octavien, Steve**, LB, Nebraska, 2008-09
97 **Odighizuwa, Osa**, DT, UCLA, 2021-24
90 **Ogbogu, Eric**, DE, Maryland, 2003-05
82 **Ogden, Jeff**, WR, Eastern Washington, 1998-99
23 **Oglesby, Evan**, CB, North Alabama, 2007
85 **Ogletree, Kevin**, WR, Virginia, 2009-12
76 **Okoye, Amobi**, DT, Louisville, 2014
29 **Olatoye, Deji**, CB, North Carolina AT&T, 2015
49 **Olawale, Jamize**, FB, North Texas, 2018-19
30 **Olison, Qadree**, RB, Pittsburgh, 2022
45 **Oloniua, Sadow**, FB, Texas Christian, 2020-21
99 **Olshansky, Igor**, DE, Oregon, 2009-10
32 **Olumba, Donovan**, CB, Portland State, 2019
54 **O'Neil, Keith**, LB, Northern Arizona, 2003-04
18 **Orton, Kyle**, QB, Purdue, 2012-13
27 **Oruwariye, Amani**, CB, Penn State, 2024
62 **Oswald, Paul**, G, Kansas, 1988
76 **Otto, Bob**, DL, Idaho State, 1986
35/13 **Overshoven, DeMarvion**, LB, Texas, 2023-24
20 **Overton, Jerry**, S, Utah, 1963
45 **Overton, Matt**, LS, Western Washington, 2022
31 **Owens, Billy**, DB, Pittsburg, 1988
81 **Owens, Terrell**, WR, Tennessee-Chattanooga, 2006-08
27/11 **Owusu-Ansah, Akwasi**, S/WR, Indiana (PA), 2010-11

P

- 55 **Paea, Stephen**, DT, Oregon State, 2017
62 **Page, Craig**, C, Georgia Tech, 2000
77 **Page, Solomon**, G/T, West Virginia, 1999-02
26 **Palmer, Paul**, RB, Temple, 1969
93 **Palmore, Walter**, DT, 2020
60 **Parker, J'vonne**, DT, Rutgers, 2006
40 **Parker, Steven**, S, Oklahoma, 2020
21 **Parks, Billy**, WR, Cal. St. Long Beach, 1972
78 **Parnell, Jermy**, T, Mississippi, 2010-14
62 **Parrish, James**, T, Temple, 1993-94
34 **Parrish, Tony**, S, Washington, 2006
11 **Parsons, Micah**, LB, Penn State, 2021-24
56 **Patera, Jack**, LB, Oregon, 1960-61
20/26 **Patmon, Tyler**, CB, Oklahoma State, 2014-15
43 **Patton, Elvis**, CB, Kansas, 1993
2 **Paulescu, Sam**, P, Oregon State, 2008
88 **Pearson, Drew**, WR, Tulsa, 1973-83
26 **Pearson, Preston**, RB, Illinois, 1975-80
9 **Peete, Rodney**, QB, Southern California, 1994
31 **Pellerin, Micah**, S, Hampton, 2013, 2014
16 **Pelluer, Steve**, QB, Washington, 1984-88
59 **Penn, Jesse**, LB, Virginia Tech, 1985-87
22 **Peoples, George**, RB, Auburn, 1982
26 **Peprah, Charlie**, S, Alabama, 2012
33 **Percival, Mac**, K, Texas Tech, 1974
93 **Perkins, Don**, RB, New Mexico, 1961-68
42 **Perkins, Ray**, DE, Virginia, 1987
39 **Perryman, Robert**, FB, Michigan, 1990
72 **Peterman, Stephen**, G, Louisiana State, 2004-05
71 **Peters, Jason**, T, Arkansas, 2022
65 **Petersen, Kurt**, G, Missouri, 1980-85
58 **Peterson, Calvin**, LB, UCLA, 1974-75
79 **Petitti, Rob**, T, Pittsburg, 2005
89 **Phillips, John**, TE, Virginia, 2009-12
98 **Phillips, Jordan**, DT, Oklahoma, 2024
81 **Phillips, Kirk**, WR, Tulsa, 1984
49/88 **Pierce, Brett**, TE, Stanford, 2004-05

P. cont.

20 Pile, Willie, S, Virginia Tech, 2005
 33 Pinder, Cyril, RB, Illinois, 1973
 97 Pittman, Kavika, DE, McNeese St., 1996-99
 73 Ploeger, Kurt, DL, Gustavus Adolphus, 1986
 95 Poe, Dontari, DT, Memphis, 2020
 62 Poimboeuf, Lance, K, Southwest Louisiana, 1963
 39 Polite, Lousaca, FB, Pittsburgh, 2004-06
 52 Polk, Carlos, LB, Nebraska, 2008
 20 Pollard, Tony, RB, Memphis, 2019-23
 97 Ponder, David, DT, Florida State, 1985
 86 Porterfield, Garry, DE, Tulsa, 1965
 81 Powe, Karl, WR, Alabama State, 1985-86
 25 Powell, Jemeel, CB, California, 2003
 98 Poppinga, Brady, LB, Brigham Young, 2012
 75 Pozderac, Phil, T, Notre Dame, 1982-87
 4 Prescott, Dak, QB, Mississippi State, 2016-24
 6 Preston, Duke, C, Illinois, 2009
 92 Price, Brian, DT, Texas-San Antonio, 2017
 89 Price, Jim, TE, Stanford, 1993
 70 Price, Marcus, T, Louisiana State, 2005
 81 Price, Peerless, WR, Tennessee, 2005
 32 Pride, Troy, CB, Notre Dame, 2024
 71 Procter, Cory, G, Montana, 2005-09
 52 Pruitt, Mickey, LB, Colorado, 1991-92
 75 Pugh, Jethro, DT, Elizabeth City, 1965-78
 61 Putnam, Duane, G, Pacific, 1960

Q

11 Quinn, Mike, QB, Stephen F. Austin, 1998-99
 58 Quinn, Robert, DE, North Carolina, 2019

R

64 Rafferty, Tom, G/C, Penn State, 1976-89
 66 Ralston, Nick, FB, Louisiana, 2021
 87 Rambo, Ken-Yon, WR, Ohio State, 2001-02
 60 Randall, Tom, G, Iowa State, 1978
 21 Randle, Joseph, RB, Oklahoma State, 2013-15
 88 Randle, Sonny, WR, Virginia, 1968
 66/90 Ratliff, Jay, NT/DE, Auburn, 2005-13
 95 Rayford, Caesar, DE, Washington, 2013
 85 Rector, Jamaica, WR, Northwest Missouri State, 2006
 61/51 Redmond, Adam, C, Harvard, 2018-20
 27 Redwine, Sheldrick, DB, Miami, 2023
 82 Reece, Beasley, CB/WR, North Texas, 1976
 66 Reese, Guy, DT, Southern Methodist, 1962-63
 43 Reese, Izell, S, Alabama-Birmingham, 1998-01
 30 Reeves, Dan, RB/QB, South Carolina, 1965-72
 35 Reeves, Jacques, CB, Purdue, 2004-07
 51 Reid, Carauan, DT, Princeton, 2018
 20 Renfro, Mel, DB/RB, Oregon, 1964-77
 82 Renfro, Mike, WR, Texas Christian, 1984-87
 19 Rentzel, Lance, WR, Oklahoma, 1967-70
 76 Reynolds, Jerry, T, Nevada-Las Vegas, 1994
 39 Rhodes, Xavier, CB, Florida State, 2022
 13 Rhome, Jerry, QB, Tulsa, 1965-68
 76 Richards, Asim, T, North Carolina, 2023-24
 27 Richards, Curvin, RB, Pittsburgh, 1991-92
 83 Richards, Golden, WR, Hawaii, 1973-78
 70 Richards, Howard, G/T, Missouri, 1981-86
 31 Richardson, Gloster, WR, Jackson State, 1971
 88 Ridgway, Colin, P/K, Lamar Tech, 1965
 95 Ridgeway, John, DT, Arkansas, 2022
 42 Ridlon, Jim, S, Syracuse, 1963-64
 30 Riley, Earl, S, Washington State, 2000
 68 Ringo, Christian, DT, Louisiana, 2018
 62 Rivera, Marco, G, Penn State, 2005-06
 12 Roach, John, QB, Southern Methodist, 1964
 87 Roberts, Alfredo, TE, Miami, Fla., 1991-92
 85 Robinson, Jeff, TE, Idaho, 2002-04
 45 Robinson, Larry, RB, Tennessee, 1973
 81 Robinson, Laurent, WR, Illinois State, 2011
 28 Robinson, Rashard, CB, Louisiana State, 2020
 41 Robinson, Reggie, CB, Tulsa, 2020-21
 23 Robinson, Tyree, S, Oregon
 56 Roe, Bill, LB, Colorado, 1990
 79 Rogers, Jacob, T, Southern California, 2004
 50 Rogers, Justin, LB, Southern Methodist, 2007-08
 96 Rogers, Justin, DT, Auburn, 2024
 50 Rohrer, Jeff, LB, Yale, 1982-87
 9 Romo, Tony, QB, Eastern Illinois, 2003-16
 6 Roper, John, LB, Texas A&M, 1993
 68/93 Ross, Daniel, DT, N.E. Mississippi C.C., 2017-19
 20/21 Ross, Derek, CB, Ohio State, 2002-03
 36 Ross, Dominique, RB, Valdosta State, 1995-96

68 Ross, Oliver, T, Iowa State, 1998
 30 Rossum, Allen, CB, Notre Dame, 2009
 83 Rucker, Martin, TE, Missouri, 2010-11
 88 Rucker, Reggie, WR, Boston University, 1970-71
 7/10 Rush, Cooper, QB, Central Michigan, 2017-19, 2020-24
 9 Russell, Ryan, DE, Purdue, 2015
 9 Ryzek, Roger, K, Weber State, 1987-89
 80 Ryan, Sean, TE, Boston College, 2004-05

S

66 Saddler-McQueen, Jimmy, DE, Texas A&M-Kingsville, 2010
 87 Saldi, Jay, TE, South Carolina, 1976-82
 89 Salonen, Brian, TE/LB, Montana, 1984-85
 26 Sanchez, Jeff, CB, Tulane, 2003
 3 Sanchez, Mark, QB, Southern California, 2016
 70 Sandeman, Bill, DT, Pacific, 1966
 21 Sanders, Deion, CB/WR, Florida State, 1995-99
 80 Santiago, O.J., TE, Kent, 2000
 39 Sargent, Broderick, FB, Baylor, 1989
 47 Saubert, Eric, TE, Drake, 2023
 8 Sawyer, Buzz, P, Baylor, 1987
 4 Saxon, Mike, P, San Diego St., 1985-92
 32 Scandrick, Orlando, CB, Boise State, 2008-17
 68 Scarlett, Noel, DT, Langston, 2000
 66 Schaefering, Brian, DT, Lindenwood, 2012
 78 Schaub, Greg, DE, Michigan State, 1976
 65 Schoenke, Ray, T, Southern Methodist, 1963-64
 86 Schoonmaker, Luke, TE, Michigan, 2023-24
 66 Schultz, Chris, T, Arizona, 1983, 1985
 66 Schultz, Dalton, TE, Stanford, 2018-22
 52 Schwantz, Jim, LB, Purdue, 1994-96
 77 Scifres, Steve, OL, Wyoming, 1997
 47 Scott, Chuck, WR, Vanderbilt, 1987
 85 Scott, Darnay, WR, San Diego State, 2002
 37 Scott, Eric, CB, Southern Mississippi, 2003
 68 Scott, Herb, G, Virginia Union, 1975-84
 35 Scott, Kevin, RB, Stanford, 1989
 21/38 Scott, Lynn, S, Northwestern Oklahoma, 2001-05
 52 Scott, Sean, LB, Maryland, 1988
 52 Scott, Victor, DB, Colorado, 1984-88
 10 Secules, Scott, QB, Virginia, 1988
 6 Seder, Tim, K, Ashland, 2000-01
 88 Sellers, Ron, WR, Florida State, 1972
 99 Selvie, George, DE, South Florida, 2013-14
 64 Senat, Greg, T, Wagner, 2020
 36 Sendejo, Andrew, S, Rice, 2010
 4 Sensabaugh, Gerald, S, North Carolina, 2009-12
 1 Septien, Rafael, K, Southwest Louisiana, 1978-86
 58 Shanle, Scott, LB, Nebraska, 2003-05
 94/53 Shannon, Randy, LB, Miami, Fla., 1989-90
 57 Shaw, Robert, C, Tennessee, 1979-81
 62 Shearin, Joe, C, Texas, 1987
 87/82 Shepard, Derrick, WR, Oklahoma, 1989-91
 64/65 Shepley, Dakoda, G, British Columbia, 2022, 2024
 86 Sherrer, Dave, P, Southern Methodist, 1960
 86 Sherrard, Mike, WR, UCLA, 1986
 63 Shields, Joe, OL, Portland State, 1987
 50 Shiver, Clay, C, Florida State, 1996-98
 7/28 Showers, Jameill, QB, Texas-E Paso, 2015, 2018
 46/25 Shy, Les, RB, Cal. St. Long Beach, 1966-69
 95 Siavil, Junior, NT, Oregon, 2009
 44 Sieg, Trent, LS, Colorado State, 2023-24
 36 Silva, Mana, S, Hawaii, 2011-12
 82 Simmons, Cleo, TE, Jackson State, 1983
 53 Simmons, Dave, LB, Georgia Tech, 1968
 53 Simmons, Victor, LB, Central State, Ohio, 1987
 59 Sims, Ernie, LB, Florida State, 2012-13
 51 Singleton, Al, LB, Temple, 2003-06
 65 Slaton, Tony, G, Southern Cal., 1990
 42 Smagala, Stan, DB, Notre Dame, 1980-91
 60 Smerek, Don, DL, Nevada-Reno, 1981-87
 58 Smith, Aldon, DE, Missouri, 2020
 87 Smith, Andre, TE, Virginia Tech, 2013
 93 Smith, Artie, DT, Louisiana Tech, 1998
 59 Smith, Darrin, LB, Miami, Fla., 1993-96
 75/79 Smith, Daryle, T, Tennessee, 1987-88
 15 Smith, Devin, WR, Ohio State, 2019
 39 Smith, Donald, S, Liberty, 1991
 22 Smith, Emmitt, RB, Florida, 1990-02
 67 Smith, Eric, T, Virginia, 2020
 43 Smith, Ito, RB, Southern Mississippi, 2021
 24 Smith, J.D., RB, North Carolina A&T, 1965-66
 81 Smith, Jackie, TE, Northwest Louisiana, 1978
 9/54 Smith, Jaylon, LB, Notre Dame, 2016-21
 64 Smith, Jim Ray, G/T, Baylor, 1963-64

82 **Smith, Jimmy**, WR, Jackson State, 1992
 56/57/41 **Smith, Keith**, LB/FB, San Jose State, 2014-17
 26 **Smith, Kevin**, CB, Texas A&M, 1992-99
 43 **Smith, Malcolm**, LB, Southern California, 2019
 58 **Smith, Mazi**, DT, Michigan, 2023-24
 57 **Smith, Myron**, LB, Louisiana Tech, 1998
 53 **Smith, Rashad**, LB, Florida Atlantic, 2020
 45 **Smith, Rod**, RB/FB, Ohio State, 2015-18
 14 **Smith, Rodney**, WR, Florida State, 2015
 32 **Smith, Saivion**, CB, Alabama, 2020
 67 **Smith, Sean**, DT, Grambling, 1989
 36 **Smith, Tarik**, RB, California, 1998-99
 33 **Smith, Timmy**, RB, Texas Tech, 1990
 85 **Smith, Tody**, DL, Southern California, 1971-72
 73 **Smith, Tyler**, T/G, Tulsa, 2022-24
 77 **Smith, Tyrone**, T, Southern California, 2011-23
 57 **Smith, Vinson**, LB, East Carolina, 1990-92, 1997
 86 **Smith, Waddell**, WR, Kansas, 1984
 87 **Smith, Zuriel**, WR, Hampton, 2003
 18 **Snyder, Loren**, QB, Northern Colorado, 1987
 54 **Solomon, Jesse**, LB, Florida State, 1989-90
 46 **Solomon, Roland**, S, Utah, 1980
 45 **Solwood, Mike**, TE, Wisconsin, 2001
 89 **Spann-Ford, Brevyn**, TE, Minnesota, 2024
 20 **Sparks, Phillippi**, CB, Arizona State, 2000
 96/98 **Spears, Marcus**, DE, Louisiana State, 2005-12
 90 **Spellman, Alonzo**, DT, Ohio State, 1999-00
 93 **Spencer, Anthony**, LB, Purdue, 2007-14
 37 **Spillman, C.J.**, S, Marshall, 2014
 80 **Spivey, Sebron**, WR, Southern Illinois, 1987
 55 **Spradlin, Danny**, LB, Tennessee, 1981-82
 20 **Springs, Ron**, RB, Ohio State, 1979-84
 87 **Sprinkle, Jeremy**, TE, Arkansas, 2021
 15 **Spurlock, Micheal**, WR, Mississippi, 2013
 65 **Stalls, Dave**, DE, Northern Colorado, 1977-79
 86 **Stanback, Isaiah**, WR, Washington, 2007-08
 12 **Staubach, Roger**, QB, Navy, 1969-79
 55 **Steele, Markus**, LB, Southern California, 2001-03
 81/82 **Steele, Robert**, WR, Northern Alabama, 1978
 78 **Steele, Terence**, T, Texas Tech, 2020-24
 81 **Stevens, John**, TE, Louisiana, 2023-24
 79/77 **Stevens, Larry**, DE, Texas, 1963-67
 70/53 **Stepnoski, Mark**, G/C, Pittsburg, 1989-94, 1999-01
 28 **Stewart, Curtis**, RB, Auburn, 1989
 64 **Stewart, Daleroy**, DT, Southern Miss, 2002-04
 40 **Stiger, Jim**, RB, Washington, 1963-65
 83 **Still, Bryan**, WR, Virginia Tech, 1999
 56 **Stincic, Tom**, LB, Michigan, 1969-71
 5 **Stoerner, Clint**, QB, Arkansas, 2000-02
 31 **Stokes, Sim**, WR, Northern Arizona, 1967
 36 **Stone, Daren**, S, Maine, 2008
 65 **Stone, Ron**, T, Boston College, 1993-95
 18 **Stout, Cliff**, QB, Youngstown St., 1990-91
 24 **Stoutmire, Omar**, S, Fresno State, 1997-98
 82 **Stowe, Otto**, WR, Iowa State, 1973
 15 **Street, Devin**, WR, Pittsburgh, 2014-15
 96 **Stubbs, Daniel**, DE, Miami, Fla., 1990-91
 30 **Studstill, Darren**, S, West Virginia, 1994
 90 **Sturgis, Oscar**, DE, North Carolina, 1995
 40 **Strayhorn, Les**, RB, East Carolina, 1973-74
 55 **Strickland, Fred**, LB, Purdue, 1996-98
 87 **Stynchula, Andy**, DE, Penn State, 1968
 45 **Sualua, Nicky**, FB, Ohio State, 1997-98
 76 **Su'a-Filo, Xavier**, G, UCLA, 2018-19
 4 **Suathun, Shaun**, K, Bowling Green, 2005-06, 2009
 72 **Sullivan, Mike**, T, Miami, Fla., 1991
 87 **Swaim, Geoff**, TE, Texas, 2015-18
 51/57 **Swan, Russ**, LB, Virginia, 1987
 28 **Swanson, Dax**, CB, Sam Houston State, 2016
 19 **Sweeney, Kevin**, QB, Cal. St. Fresno, 1987-88
 61 **Sweet, William**, T, North Carolina, 2020
 80 **Swinton, Reggie**, WR, Murray State, 2001-03
 10 **Switzer, Ryan**, WR, North Carolina, 2017

T
 71/72 **Talbert, Don**, DE/OT, Texas, 1962, 1965, 1971
 34 **Tanner, Phillip**, RB, Middle Tennessee State, 2011-13
 99 **Tapper, Charles**, DE, Oklahoma, 2016-17
 25 **Tautalatasi, Junior**, RB, Washington State, 1989
 36 **Taylor, Tony**, RB, Northwestern Louisiana, 2001
 30/31 **Teague, George**, S, Alabama, 1996, 1998-01
 89 **Tennell, Derek**, TE, UCLA, 1992
 16 **Testaverde, Vinny**, QB, Miami, Fla., 2004
 32 **Thomas, Anthony**, RB, Michigan, 2005
 27 **Thomas, Bill**, RB, Boston College, 1972

32 **Thomas, Blair**, RB, Penn State, 1994
 51 **Thomas, Broderick**, LB, Nebraska, 1996-98
 41 **Thomas, Dave**, CB, Tennessee, 1993-94
 33 **Thomas, Duane**, RB, West Texas State, 1970-71
 37 **Thomas, Ike**, CB, Bishop, 1971
 48 **Thomas, Joe**, LB, South Carolina State, 2018-20
 26 **Thomas, Josh**, CB, Buffalo, 2015
 30 **Thomas, Juanyeh**, S, Georgia Tech, 2023-24
 62 **Thomas, Nate**, T, Louisiana, 2024
 59/44 **Thomas, Robert**, LB/FB, Henderson State, 1998-02
 55 **Thomas, Zach**, LB, Texas Tech, 2008
 67 **Thompson, Broderick**, G, Kansas, 1985
 20/23 **Thompson, Darian**, S, Boise State, 2018-21
 15 **Thompson, Deonte**, WR, Florida, 2018
 28 **Thompson, Tyson**, RB, San Jose State, 2005-07
 87 **Thorn, Andy**, TE, Northern Iowa, 2006
 77 **Thornton, Bruce**, DL, Illinois, 1979-81
 25 **Thornton, Bruce**, CB, Georgia, 2004
 92 **Thornton, Cedric**, DT, Southern Arkansas, 2016
 53 **Thornton, Kalen**, LB, Texas, 2004-05
 32 **Thurman, Dennis**, DB, Southern California, 1978-85
 59 **Timmer, Kirk**, LB, Montana State, 1987
 98 **Tippins, Ken**, LB, Middle Tennessee St., 1989
 63 **Titensor, Glen**, G, Brigham Young, 1981-86, 1988
 53/50 **Tolbert, Brandon**, LB, Georgia, 1998-00
 18/1 **Tolbert, Jalen**, WR, South Alabama, 2022-24
 62/92 **Tolbert, Tony**, DL, Texas-El Paso, 1989-97
 67 **Toomay, Pat**, DE, Vanderbilt, 1970-74
 56 **Toomer, Korey**, LB, Idaho, 2014
 21 **Townes, Willie**, DE, Tulsa, 1966-68
 77 **Tremble, Greg**, S, Georgia, 1995
 87 **Truax, Billy**, TE, Louisiana State, 1971-73
 50 **Tubbs, Jerry**, LB, Oklahoma, 1960-67
 87 **Tucker, Jason**, WR, Texas Christian, 1999-00
 69 **Tucker, Ross**, G, Princeton, 2002
 77 **Tucker, Torrin**, T, Southern Mississippi, 2003-05
 71 **Tuinei, Mark**, OT/DL, Hawaii, 1983-97
 23 **Turbin, Robert**, RB, Utah State, 2015
 5 **Turner, Jimmie**, LB, Presbyterian, 1984
 9 **Turner, Malik**, WR, Illinois, 2020-21
 5 **Turpin, KaVontae**, WR, Texas Christian, 2022-24

U

93 **Ulufale, Mike**, DT, Brigham Young, 1996
 91 **Underwood, Dimitrius**, DL, Michigan State, 2000-01
 95 **Urban, Brent**, DT, Virginia, 2021

V

91 **Vanderbeek, Matt**, LB/DE, Michigan State, 1993-94
 13 **Vanderjagt, Mike**, K, West Virginia, 2006
 55 **Vander Esch, Leighton**, LB, Boise State, 2018-23
 30 **Van Raaphorst, Dick**, K, Ohio State, 1964
 42 **Vaughn, Deuce**, RB, Kansas State, 2023-24
 10 **Vaughan, Dustin**, QB, West Texas A&M, 2014
 37 **Vaughn, Lee**, DB, Wyoming, 1997
 56 **Vega, Jason**, DE, Northeastern, 2013
 76 **Veingrad, Alan**, OL, E. Texas St., 1991-92
 47 **Vickers, Lawrence**, FB, Colorado, 2012
 41 **Vigil, Nick**, LB, Utah State, 2024
 11 **Villanueva, Danny**, P/K, New Mexico State, 1965-67
 78 **Vollers, Kurt**, T, Notre Dame, 2002-04

W

95 **Walen, Mark**, DT, UCLA, 1987-88
 79 **Waletzko, Matt**, T, North Dakota, 2022-24
 63 **Walker, Casey**, DT, Oklahoma, 2015
 25 **Walker, Frank**, CB, Tuskegee, 2011
 67 **Walker, Gary**, OL, Boston University, 1987
 34 **Walker, Herschel**, RB, Georgia, 1986-89, 1996-97
 57 **Walker, Louie**, LB, Colorado State, 1974
 57 **Walker, Malcolm**, C, Rice, 1966-69
 71 **Wallace, Rodney**, G/T, New Mexico, 1971-73
 24 **Walls, Everson**, CB, Grambling, 1981-89
 3 **Walsh, Steve**, QB, Miami, Fla., 1989-90
 59 **Walter, Mike**, LB, Oregon, 1983
 71 **Walter, Tyson**, OL, Ohio State, 2002-04
 78 **Walton, Bruce**, G, UCLA, 1973-75
 87 **Ward, Dedicr**, WR, Northern Iowa, 2004
 94 **Ware, DeMarcus**, LB, Troy, 2005-13
 89 **Ware, Derek**, TE, Central Oklahoma, 1996
 42 **Warren, Chris**, RB, Ferrum, 1998-00
 5 **Warren, John**, P, Tennessee, 1983-84
 31 **Washington, Chauncey**, RB, Southern California, 2009, 2011
 37 **Washington, James**, S, UCLA, 1990-94
 83 **Washington, James**, WR, Oklahoma State, 2022

W, cont.

46 **Washington, Mark**, CB, Morgan State, 1970-78
 64 **Waters, Brian**, G, North Texas, 2013
 41 **Waters, Charlie**, DB, Clemson, 1970-78, 1980-81
 91/92 **Watkins, Carlos**, DT, Clemson, 2021-22, 2024
 83 **Watkins, Kendell**, TE, Mississippi State, 1995
 25 **Watkins, Patrick**, S, Florida State, 2006-09
 56 **Watson, Dekoda**, LB, Florida State, 2014
 94 **Watts, Randy**, DE, Catawba, 1987
 33 **Wayt, Russell**, LB, Rice, 1965
 95 **Weatherington, Colston**, DE, Central Missouri State, 2002
 20 **Webb, B.W.**, CB, William & Mary, 2013
 3 **Weeden, Brandon**, QB, Oklahoma State, 2014-15
 75 **Weems, Darrion**, T, Oregon, 2012-15
 42 **Welch, Claxton**, RB, Oregon, 1969-71
 66 **Wells, Norm**, G, Northwestern, 1980
 65 **Westberry, Gary**, C, Hampton, 1987
 30 **Westbrook, Bryant**, CB, Texas, 2002
 39/31 **Westry, Chris**, CB, Kentucky, 2019-20
 46/82/83/81 **Whalen, James**, TE, Kentucky, 2000-03
 91 **Wheat, Tyrus**, DE, Mississippi State, 2023-24
 30 **Wheaton, Kenny**, CB, Oregon, 1997-99
 65/70 **White, Bob**, OL, Rhode Island, 1987-89
 92 **White, Chris**, DE, Southern, 2000
 23 **White, Corey**, CB, Samford, 2015
 11 **White, Danny**, QB/P, Arizona State, 1976-88
 37 **White, Gerald**, FB, Michigan, 1987
 27 **White, Marvin**, S, Texas Christian, 2009
 3 **White, Mike**, QB, Western Kentucky, 2018
 54 **White, Randy**, DT/LB, Maryland, 1975-88
 42 **Whitfield, A.D.**, RB, North Texas, 1965
 13 **Whitehead, Lucky**, WR, Florida Atlantic, 2015-16
 53 **Whittingham, Fred**, LB, Cal. Poly SLO, 1969
 12/10 **Widby, Ron**, P, Tennessee, 1968-71
 78 **Widell, Dave**, T, Boston College, 1988-89
 51 **Wilber, Kyle**, LB, Wake Forest, 2012-17
 65 **Wilbur, John**, T, Stanford, 1966-69
 27 **Wilcox, J.J.**, S, Georgia Southern, 2013-16
 75 **Wiley, Marcellus**, DE, Columbia, 2004
 32 **Wiley, Michael**, RB, Ohio State, 2000-02
 59 **Williams, Brandon**, LB, Texas Tech, 2010
 42/25 **Williams, Charlie**, S, Bowling Green, 1995-00
 52 **Williams, Connor**, G, Texas, 2018-21
 79 **Williams, Erik**, T, Central (OH) State, 1991-00
 58 **Williams, Jason**, LB, Western Illinois, 2009-10
 36 **Williams, Joe**, RB, Wyoming, 1971
 38 **Williams, John**, FB, Wisconsin, 1985
 85 **Williams, Kevin**, WR, Miami, Fla., 1993-96
 52 **Williams, Leon**, LB, Miami, 2010
 89 **Williams, Randal**, WR, New Hampshire, 2001-04

23 **Williams, Robert**, CB, Baylor, 1987-93
 31 **Williams, Roy**, S, Oklahoma, 2002-08
 11 **Williams, Roy**, WR, Texas, 2008-10
 54 **Williams, Sam**, DE, Mississippi, 2022-24
 20 **Williams, Sherman**, RB, Alabama, 1995-99
 80 **Williams, Stepfret**, WR, Northeast Louisiana, 1996-97
 10 **Williams, Teddy**, WR, Texas-San Antonio, 2010
 83 **Williams, Terrance**, WR, Baylor, 2013-18
 28/34 **Williams, Trey**, RB, Texas A&M, 2015, 2017
 86 **Williams, Tyrone**, WR, Western Ontario, 1993
 37 **Williams, Tyrone**, CB, Nebraska, 2004
 1 **Willis, Ken**, K, Kentucky, 1990-91
 98 **Willis, Mitch**, DT, Southern Methodist, 1990
 1/11/16 **Wilson, Cedrick**, WR, Boise State, 2018-21
 57 **Wilson, Damien**, LB, Minnesota, 2015-18
 6/37 **Wilson, Donovan**, S, Texas A&M, 2019-24
 56 **Wilson, Martez**, DE, Illinois, 2013
 42 **Wilson, Robert**, FB, Texas A&M, 1994
 81/45 **Wilson, Steve**, WR/CB, Howard, 1979-81
 11/18 **Wilson, Wade**, QB, East Texas State, 1995-97
 84 **Wisener, Gary**, WR, Baylor, 1960
 48 **Witherspoon, Terry**, FB, Clemson, 2001
 82 **Witten, Jason**, TE, Tennessee, 2003-17, 2019
 99 **Woods, Antwaun**, DT, Southern California, 2018-20
 25 **Woods, Xavier**, S, Louisiana Tech, 2017-20
 28 **Woodson, Darren**, S, Arizona State, 1992-03
 45 **Woolsey, Rolly**, DB, Boise State, 1975
 28 **Worley, Daryl**, CB, West Virginia, 2020
 57 **Worham, Barron**, LB, Texas-El Paso, 2000
 81 **Wright, Alexander**, WR, Auburn, 1990-92
 2 **Wright, Anthony**, QB, South Carolina, 2000-01
 15 **Wright, Brad**, QB, New Mexico, 1982
 41 **Wright, Charles**, DB, Tulsa, 1988
 25 **Wright, Nahshon**, CB, Oregon State, 2021-23
 85/70 **Wright, Rayfield**, TE/T, Fort Valley State, 1967-79
 73 **Wright, Steve**, T, Northern Iowa, 1981-82
 92 **Wynn, Jarius**, DE, Georgia, 2013

Y

78 **Youmans, Maury**, DE, Syracuse, 1964-65
 30 **Young, Charles**, RB, North Carolina State, 1974-76
 75 **Young, Ryan**, T, Kansas State, 2003
 76 **Young, Sam**, T, Notre Dame, 2010

Z

93 **Zellner, Peppi**, DE, Fort Valley State, 1999-02
 6 **Zendejas, Luis**, K, Arizona State, 1987-89
 62 **Zentic, Mike**, C, Oklahoma State, 1987
 76 **Zimmerman, Jeff**, G, Florida, 1987-90
 2 **Zuerlein, Greg**, K, Missouri Western, 2020-21

Cowboys All-Time Roster by Number

1

Herrera, Efen, K, 1974, 1976-77
Septien, Rafael, K, 1978-86
Brady, Kerry, K, 1987
Willis, Ken, K, 1990-91
McBriar, Mat, P, 2004-11
Niswander, Hunter, P, 2020-21
 (Niswander also wore #7)
Wilson, Cedrick, WR, 2018-21
 (Wilson also wore #11 and #16)
Joseph, Kelvin, CB, 2021-22
 (Joseph also wore #24)
Kearse, Jayron, S, 2021-23
 (Kearse also wore #27)
Tolbert, Jalen, WR, 2022-24
 (Tolbert also wore #18)

2

Elliott, Lin, K, 1992-93
Wright, Anthony, QB, 2000-01
Cortez, Jose, K, 2005
Brown, Kris, K, 2011
Moorman, Brian, P, 2012
Nugent, Mike, K, 2017
Maheer, Brett, K, 2018-19, 2022
 (Maheer also wore #19)
Zuerlein, Greg, K, 2020-21
Lewis, Jourdan, CB, 2017-24
 (Lewis also wore #26 and #27)

3

Miller, Jim, P, 1983-84
Walsh, Steve, QB, 1989-90
Murray, Eddie, K, 1993, 1999
Cunningham, Richie, K, 1997-99
Cundriff, Billy, K, 2002-05
Kitna, Jon, QB, 2009-11, 2013
Weeden, Brandon, QB, 2014-15
Sanchez, Mark, QB, 2016
White, Mike, QB, 2018
Forbath, Kai, K, 2019
Hilbert, Garrett, QB, 2020
Hajrullahu, Lirim, K, 2021
Brown, Anthony, CB, 2016-22
 (Brown also wore #30)
Cooks, Brandin, WR, 2023-24

4

Saxon, Mike, P, 1985-92
Gowin, Toby, P, 1997-99, 2003
Knorr, Micah, P, 2000-02
Suisham, Shaun, K, 2005-06, 2009
Prescott, Dak, QB, 2016-24

5

Warren, John, P, 1983-84
Stoerner, Clint, QB, 2000-02
Bollinger, Brooks, QB, 2008
Bailey, Dan, K, 2011-17
Anger, Bryan, P, 2021-24

6

Zendejas, Luis, K, 1987-89
Seder, Tim, K, 2000-01
Folk, Nick, K, 2007-09
Jones, Chris, P, 2011-20
Wilson, Donovan, S, 2019-24
 (Wilson also wore #37)

7

Buerlein, Steve, QB, 1991-92
Millen, Hugh, QB, 1993
Cunningham, Randall, QB, 2000
Hutchinson, Chad, QB, 2002-03
Henson, Drew, QB, 2004-05
Gramatica, Martin, K, 2006
McGee, Stephen, QB, 2009-11
Showers, Jameil, QB/S, 2015, 2018
 (Showers also wore #28)
Rush, Cooper, QB, 2017-19, 2020-23
 (Rush also wore #10)
DiNucci, Ben, QB, 2020
Niswander, Hunter, P, 2020-21
Diggs, Trevon, CB, 2021-24
 (Diggs also wore #27)

8

Sawyer, Buzz, P, 1987
Aikman, Troy, QB, 1989-00

9
Hoopes, Mitch, P, 1975
Ruzek, Roger, K, 1987-89
Kupp, Craig, QB, 1991
Peete, Rodney, QB, 1994
Gonzalez, Daniel, CB, 1998
Hilbert, Jon, K, 2001
Romo, Tony, QB, 2003-16
Smith, Jaylon, LB, 2016-21
 (Smith also wore #54)
Turpin, KaVontae, WR, 2022-24

10
Widby, Ron, P, 1968-71
 (Widby also wore #12)
Carrell, Duane, P, 1974
Collier, Reggie, CB, 1986
Armstrong, Jimmy, DB, 1987
 (Armstrong also wore #35)
Secules, Scott, QB, 1988
Hodson, Tommy, CB, 1994
Baker, Jon, K, 1995
Cantrell, Barry, P, 2000
Filipovic, Filip, P, 2002
Williams, Teddy, WR, 2010
Vaughan, Dustin, QB, 2014
Switzer, Ryan, WR, 2017
Austin, Tavon, WR, 2018-19
Rush, Cooper, QB, 2017-19, 2020-24
 (Rush also wore #7)

11
Heinrich, Don, QB, 1960
Humphrey, Buddy, QB, 1961
Gibbs, Sonny, QB, 1963
Villanueva, Danny, P/K, 1965-67
Belden, Bob, QB, 1969-70
White, Danny, QB/P, 1976-88
Wilson, Wade, QB, 1995-97
 (Wilson also wore #18)
Quinn, Mike, QB, 1998-99
Bledsoe, Drew, QB, 2005-06
Williams, Roy, WR, 2008-10
Owusu-Ansah, Akwasi, S, WR, 2010
 (Owusu-Ansah also wore #27)
Beasley, Cole, WR, 2012-18
Wilson, Cedrick, WR, 2018-20
 (Wilson also wore #16)
Parsons, Micah, LB, 2021-24

12
Roach, John, QB, 1964
Widby, Ron, P, 1968-71
 (Widby also wore #10)
Staubach, Roger, QB, 1969-79

13
Rhyme, Jerry, QB, 1965-68
Vanderjagt, Mike, K, 2006
Armstrong, Anthony, WR, 2012
Whitehead, Lucky, WR, 2015-16
Gallup, Michael, WR, 2018-23
Overshown, DeMarvion, LB, 2023-24
 (Overshown also wore #35)

14
LeBaron, Eddie, QB, 1960-63
Morton, Craig, QB, 1965-74
Hogeboom, Gary, QB, 1980-85
McDonald, Paul, QB, 1986-87
Austin, Miles, WR, 2006-13
 (Austin also wore #19)
Johnson, Brad, QB, 2007-08
Greisen, Chris, QB, 2010, 2011
Smith, Rodney, WR, 2015
Lenoir, Lance, WR, 2017, 2018
Dalton, Andy, QB, 2020
Cox, Jabril, LB, 2021-22
Bell, Markquese, LB/S, 2022-24
 (Bell also wore #41)

15
Fritsch, Toni, K, 1971-73, 1975
Wright, Brad, QB, 1982
Burbage, Cornell, WR, 1987-89
 (Burbage also wore #89 and #82)
Laufenberg, Babe, QB, 1989-90
Johnson, Manuel, WR, 2010

Holmes, Andre, WR, 2011-12
Spurlock, Michael, WR, 2013
Street, Devin, WR, 2014-15
Thompson, Deonte, WR, 2018
Smith, Devin, WR, 2019
Grier, Will, QB, 2021-22, 2024
Lance, Trey, QB, 2023-24
 (Lance also wore #19)
Ezekiel Elliott, RB, 2016-22, 2024
 (Elliott also wore #21)

16
Pelluer, Steve, QB, 1984-88
Hodge, Damon, WR, 2000
Leaf, Ryan, QB, 2001
Testaverde, Vinny, QB, 2004
Holley, Jesse, WR, 2010-11
Cassel, Matt, QB, 2015
Mayle, Vince, WR, 2015, 2016
 (Mayle also wore #85)
Wilson, Cedrick, WR, 2018-21
 (Wilson also wore #11 and #1)
Hilton, T.Y., WR, 2022
Cropper, Jalen, WR, 2024

17
Meredith, Don, QB, 1960-68
Clark, Mike, K, 1968-71, 1973
 (Clark also wore #83)
Carmichael, Harold, WR, 1984
Garrett, Jason, QB, 1993-99
Carter, Quincy, QB, 2001-03
Hurd, Sam, WR, 2006-10
Harris, Dwayne, WR, 2011-14
Moore, Kellen, QB, 2015-17
Hurns, Allen, WR, 2018
Turner, Malik, WR, 2020-21
Houston, Dennis, WR, 2022
Aubrey, Brandon, K, 2023-24

18
Lothridge, Billy, P/QB, 1964
Carano, Glenn, QB, 1977-83
Snyder, Loren, QB, 1987
Stoudt, Cliff, QB, 1990-91
Kosar, Bernie, QB, 1993
Boniolo, Chris, K, 1994-96
Wilson, Wade, QB, 1995-97
 (Wilson also wore #11)
Copper, Terrance, WR, 2004-05
Buehler, David, K, 2009-11
Orton, Kyle, QB, 2012-13
Kazee, Damontae, S, 2021
Tolbert, Jalen, WR, 2022-24
 (Tolbert also wore #1)
Clark, Damone, LB, 2022-24
 (Clark also wore #33)

19
Rentzel, Lance, WR, 1967-70
Alworth, Lance, WR, 1971-72
Longley, Clint, QB, 1974-75
Sweeney, Kevin, QB, 1987-88
Jett, John, P, 1993-96
Johnson, Keyshawn, WR, 2004-05
Austin, Miles, WR, 2006-13
 (Austin also wore #14)
Butler, Brice, WR, 2015-17, 2018
Cooper, Amari, WR, 2018-21
Maher, Brett, K, 2018-19, 2022
 (Maher also wore #2)
Igbinoghene, Noah, CB, 2023
Lance, Trey, QB, 2023-24
 (Lance also wore #15)

20
Bercich, Bob, S, 1960-61
Overton, Jerry, S, 1963
Renfro, Mel, DB/RB, 1964-77
Springs, Ron, RB, 1979-84
Livingston, Bruce, DB, 1987
Horton, Ray, S, 1989-92
Williams, Sherman, RB, 1995-99
Kaiser, Jason, S, 1999
Sparks, Phillippi, CB, 2000
Ross, Derek, CB, 2002-03
 (Ross also wore #21)
Anderson, Richie, RB, 2003-04

Pile, Willie, S, 2005
Ball, Alan, CB, 2007-11
Coe, Michael, CB, 2012
Webb, B.W., CB, 2013
Patmon, Tyler, CB, 2014-15
 (Patmon also wore #26)
McFadden, Darren, RB, 2015-17
Campbell, Ibraheim, S, 2018
Thompson, Darian, S, 2018-20, 2021
 (Thompson also wore #23)
Pollard, Tony, RB, 2019-23
Cook, Dalvin, RB, 2024

21
Gregory, Glynn, WR/DB, 1961-62
Daniels, Dick, S, 1966-68
 (Daniels also wore #45)
Parks, Billy, WR, 1972
Dennison, Doug, RB, 1974-78
Howard, Carl, CB, 1984
Adams, David, RB, 1987
Higgs, Mark, RB, 1988
Dixon, James, WR/RB, 1989-91
 (Dixon also wore #86)
Brice, Altundis, CB, 1995-96
 (Brice also wore #23 and #29)
Sanders, Deion, CB/WR, 1995-99
Scott, Lynn, S, 2001-05
 (Scott also wore #38)
Ross, Derek, CB, 2002-03
 (Ross also wore #20)
Jones, Julius, RB, 2004-07
Jones, Adam, CB, 2008
Jenkins, Mike, CB, 2008-12
 (Jenkins also wore #31)
Randle, Joseph, RB, 2013-15
Mitchell, Terrance, CB, 2015
Elliott, Ezekiel, RB, 2016-22, 2024
 (Elliott also wore #15)
Gilmore, Stephon, CB, 2023
Carson, Caelen, CB, 2024

22
Butler, Bill, S, 1960
Bullocks, Amos, RB, 1962-64
Hayes, Bob, WR, 1965-74
Manning, Wade, CB, 1979
Peoples, George, RB, 1982
Scott, Victor, DB, 1984-88
Smith, Emmitt, RB, 1990-02

23
Lewis, Woodley, WR, 1960
Johnson, Mike, CB, 1966-69
Adkins, Margene, WR, 1970-71
Montgomery, Mike, RB/WR, 1972-73
Jones, James, RB, 1980-82, 1984-85
Holloway, Johnny, CB, 1986
Williams, Robert, CB, 1987-93
Bailey, Robert, CB, 1995
Brice, Altundis, CB, 1995-96
 (Brice also wore #21 and #29)
Frazier, Derrick, CB, 1996
Mathis, Kevin, CB, 1997-99
Goodrich, Dwayne, CB, 2000-02
Cason, Avelon, RB, 2003
Oglesby, Evan, CB, 2007
Choice, Tashard, RB, 2008-11
Morris, Sammy, RB, 2011
Lewis, LeQuan, CB, 2012
Agnew, Vince, CB, 2012
Hamilton, Jakar, S, 2013-14
White, Corey, CB, 2015
Turbin, Robert, RB, 2015
McFadden, Leon, CB, 2016
Benwikere, Bené, CB, 2017
Robinson, Tyree, S, 2018
Thompson, Darian, S, 2018-20, 2021
 (Thompson also wore #20)
Dowdle, Rico, RB, 2020-24
 (Dowdle also wore #34)

24
Mooty, Jim, CB, 1960
Smith, J.D., RB, 1965-66
Homan, Dennis, WR, 1968-70
Blackwell, Alois, RB, 1978-79
Walls, Everson, CB, 1981-89

24. cont.

Brown, Larry, CB, 1991-95, 1998
(Brown also wore #34)
Harper, Roger, S, 1996
Stoutmire, Omar, S, 1997-98
Adams, Washone, S, 1999
Dixon, Tony, S, 2001-05
(Dixon also wore #25)
Barber III, Marion, RB, 2005-10
Fiammetta, Tony, FB, 2011
Claiborne, Morris, CB, 2012-16
Carroll, Nolan, CB, 2017
Awuzie, Chidobe, CB, 2017-20
(Awuzie also wore #33)
Joseph, Kelvin, CB, 2021-22
(Joseph also wore #1)
Mukuamu, Israel, S, 2021-24
(Mukuamu also wore #38)

25

Mathews, Ray, WR, 1960
Nolan, Dick, S, 1962
Norton, Jerry, S, 1962
McDonald, Tommy, WR, 1964
Logan, Obert, S, 1965-86
Shy, Les, RB, 1966-69
(Shy also wore #46)
Kyle, Aaron, CB, 1976-79
Hill, Rod, CB, 1982-83
Tautalatasi, Junior, RB, 1989
Lassic, Derrick, RB, 1993-94
Case, Scott, S, 1995
Williams, Charlie, S, 1995-00
(Williams also wore #42)
Jones, Jermaine, CB, 2002
Powell, Jemeel, CB, 2003
Thornton, Bruce, CB, 2004
Dixon, Tony, S, 2001-05
(Dixon also wore #24)
Watkins, Patrick, S, 2006-09
Walker, Frank, CB, 2011
Dunbar, Lance, RB, 2012-16
Woods, Xavier, S, 2017-20
Wright, Nahshon, CB, 2021-23
Booth, Andrew, CB, 2024

26

Dial, Buddy, WR, 1964-66
Adderley, Herb, CB, 1970-72
Pearson, Preston, RB, 1975-80
Downs, Michael, S, 1981-88
Palmer, Paul, RB, 1989
Smith, Kevin, CB, 1992-99
Sanchez, Jeff, CB, 2003
Davison, Andrew, CB, 2003
Glenn, Aaron, CB, 2005-06
Hamlin, Ken, S, 2007-09
Eiam, Abram, S, 2006, 2011
(Eiam also wore #37)
Peprah, Charlie, S, 2012
Allen, Will, S, 2013
Moore, Sterling, S, 2012, 2013-14
(Moore also wore #30)
Patmon, Tyler, CB, 2014-15
(Patmon also wore #20)
Thomas, Josh, CB, 2015
Jackson, Darius, RB, 2018
Jones, Josh, S, 2019
Lewis, Jourdan, CB, 2017-22
(Lewis also wore #2 and #27)
Bland, DaRon, CB, 2022-24

27

Gaechter, Mike, S, 1962-69
Thomas, Bill, RB, 1972
Fellows, Ron, CB, 1981-86
Haynes, Tommy, S, 1987
Richards, Curvin, RB, 1991-92
Everett, Thomas, S, 1992-93
(Everett also wore #31)
Tremble, Greg, S, 1995
Mobley, Singor, S, 1997-99
Edwards, Mario, CB, 2000-03
George, Eddie, RB, 2004
Brown, Courtney, S, 2007-08
White, Marvin, S, 2009
Gordon, Cletis, CB, 2009

Owusu-Ansah, Akwasi, S, WR, 2010
(Owusu-Ansah also wore #11)
Frampton, Eric, S, 2012
Wilcox, J.J., S, 2013-16
Lewis, Jourdan, CB, 2017-22
(Lewis also wore #2 and #26)
Diggs, Trevon, CB, 2020-24
(Diggs also wore #7)
Kearse, Jayron, S, 2021-22
(Kearse also wore #1)
Redwine, Sheldrick, DB, 2023
Oruwariye, Amani, CB, 2024

28

Granger, Norm, RB, 1984
Blount, Alvin, RB, 1987
Stewart, Curtis, RB, 1989

Woodson, Darren, S, 1992-03
Thompson, Tyson, RB, 2005-07
Jones, Felix, RB, 2008-12
Williams, Trey, RB, 2015, 2017
(Williams also wore #34)
Swanson, Dax, CB, 2016
Showers, Jameill, S/QB, 2015, 2018
(Showers also wore #7)
Worley, Daryl, CB, 2020
Robinson, Rashard, CB, 2020
Hooker, Malik, S, 2021-24

29

Lavette, Robert, RB, 1985-87
Green, Alex, CB, 1987
(Green also wore #48)
Johnson, Undra, RB, 1989
Gant, Kenneth, CB, 1990-94
Brice, Alundis, CB, 1995-96
(Brice also wore #21 and #23)
Billups, Terry, CB, 1998
Akins, Chris, S, 1999-00
Myers, Greg, S, 2000
Dantzler, Woodrow, RB, 2002
Murrell, Adrian, RB, 2003
Bates, Michael, WR/KR, 2003
Davis, Keith, S, 2002, 2004-08
(Davis also wore #40)
Murray, DeMarco, RB, 2011-14
Olatoye, Deji, CB, 2015
Goodwin, C.J., CB, 2018-24

30

Dowdle, Mike, RB/LB, 1960-62
Van Raaphorst, Dick, K, 1964
Reeves, Dan, RB/QB, 1965-72
Young, Charles, RB, 1974-76
Newsome, Timmy, RB, 1980-88
Holt, Issiac, CB, 1989-92
Studstill, Darren, S, 1994
Teague, George, S, 1996, 1998-01
(Teague also wore #31)
Wheaton, Kenny, CB, 1997-99
Riley, Earl, S, 2000
Westbrook, Bryant, CB, 2002
Frazier, Lance, CB, 2004
Coleman, Alonzo, RB, 2008
Rossum, Allen, CB, 2009
Washington, Chauncey, RB, 2009, 2011
(Washington also wore #31)
Moore, Sterling, S, 2012, 2013-14
(Moore also wore #26)
Michael, Christine, RB, 2015
Brown, Anthony, CB, 2016-22
(Brown also wore #3)
Ollison, Qadree, RB, 2022
Thomas, Juanyeh, S, 2023-24

31

Cone, Fred, K, 1960
Marsh, Amos, RB, 1961-64
Stokes, Sim, WR, 1967
Brown, Otto, DB, 1969
Richardson, Gloster, WR, 1971
Barnes, Benny, DB, 1972-82
Allen, Gary, RB, 1983-84
Hill, Bill, CB, 1987
Owens, Billy, DB, 1988
Everett, Thomas, S, 1992-93
(Everett also wore #27)

Marion, Brock, S, 1993-97
Teague, George, S, 1996, 1998-01
(Teague also wore #30)
Williams, Roy, S, 2002-08
(Williams also wore #38)
Jenkins, Mike, CB, 2008-12
(Jenkins also wore #21)
Washington, Chauncey, RB, 2009, 2011
(Washington also wore #30)
Butler, Mario, CB, 2012
Pellerin, Micah, S, 2013, 2014
Jones, Byron, CB, 2015-19
Westry, Chris, CB, 2019-20
(Westry also wore #39)
Canady, Maurice, CB, 2021
Coyle, Tyler, S, 2022
(Coyle also wore #39)
Butler, Josh, CB, 2024

32

Franckhauser, Tom, CB, 1960-61
Garrison, Walt, RB, 1966-74
Thurman, Dennis, DB, 1978-85
Jackson, Tim, S, 1989
Highsmith, Alonzo, FB, 1990-91
Thomas, Blair, RB, 1994
Hughes, Tyrone, CB, 1998
Wiley, Michael, RB, 2000-02
Lee, ReShard, RB, 2004
Thomas, Anthony, RB, 2005
Coleman, Marcus, S, 2006
Crockett, Zack, RB, 2007
Scandrick, Orlando, CB, 2008-17
Olumba, Donovan, CB, 2019
Smith, Saivion, CB, 2020
Clement, Corey, RB, 2021
Evans, Rashaan, LB, 2023
Pride, Troy, CB, 2024

33

Babb, Gene, LB/RB, 1960-61
Wiley, Wendell, RB, 1963
Way, Russell, LB, 1965
Thomas, Duane, RB, 1970-71
Pinder, Cyril, RB, 1973
Percival, Mac, K, 1974
Dorsett, Tony, RB, 1977-87
Brown, Eric, DB, 1989
Smith, Timmy, RB, 1990
Bell, Jason, CB, 2001
Jones, Nathan, CB, 2004-07
Greenwood, Chris, CB, 2013
Awuzie, Chidobe, CB, 2017-20
(Awuzie also wore #24)
Burton, Deante, CB, 2019, 2020, 2021
Clark, Damone, LB, 2022-24
(Clark also wore #18)

34

Doelling, Fred, S, 1960
Douglas, Merrill, RB, 1961
Green, Cornell, DB, 1962-74
Mitchell, Aaron, CB, 1979-80
Hunter, Monty, S, 1982
Walker, Herschel, RB, 1986-89, 1996-97
Agee, Tommie, FB, 1990-94
Brown, Larry, CB, 1991-95, 1998
(Brown also wore #24)
Lester, Tim, FB, 1999
Martin, Jamar, FB, 2002-03
Parrish, Tony, S, 2006
Anderson, Deon, FB, 2007-09
Tanner, Phillip, RB, 2011-13
Jackson, Darius, RB, 2016
(Jackson also wore #26)
Williams, Trey, RB, 2015, 2017
(Williams also wore #28)
Decoud, Treston, CB, 2018
Dowdle, Rico, CB, 2020-24
(Dowdle also wore #23)
Davis, Malik, RB, 2022-23

35

Kowalczyk, Walt, RB, 1960
Lockett, J.W., RB, 1961-62
Gent, Pete, WR/TE, 1964-68

Hill, Calvin, RB, 1969-74
Laidlaw, Scott, RB, 1975-79
McSwain, Chuck, RB, 1983-84
Armstrong, Jimmy, DB, 1987
(Armstrong also wore #10)
Scott, Kevin, RB, 1989
Davis, Wendell, CB, 1996-99
Chancey, Robert, RB, 1999
Hambrick, Troy, RB, 2000-03
(Hambrick also wore #42)
McKie, Jason, FB, 2002
Reeves, Jacques, CB, 2004-07
Battle, Tra, S, 2008
Miller, Lonyae, RB, 2010
Frazier, Kavon, S, 2016-19
Overshown, DeMarvion, LB, 2023-24
(Overshown also wore #13)
Liufau, Marist, LB, 2024

36
Bielski, Dick, TE, 1960-61
Williams, Joe, RB, 1971
Brinson, Larry, RB, 1977-79
Albritton, Vince, S/LB, 1984-91
Ross, Dominique, RB, 1995-96
Smith, Tarik, RB, 1998-99
Taylor, Tony, RB, 2001
Barnes, Darian, FB, 2004
Butler, Quincy, CB, 2006, 2008
Stone, Darren, S, 2008
Hamlin, Michael, S, 2009-10
Sendejo, Andrew, S, 2010
Silva, Mana, S, 2011-12
Brown, Kyron, CB, 2021
Alexander, Mackensie, CB, 2022

37
Dunn, Perry Lee, RB, 1964-65
Clark, Phil, DB, 1967-69
Thomas, Ike, CB, 1971
Morgan, Dennis, RB, 1974
Jensen, Jim, RB, 1976
White, Gerald, FB, 1987
Washington, James, S, 1990-94
Vaughn, Lee, DB, 1997
Williams, Tyrone, CB, 2004
Elam, Abram, S, 2006, 2011
McCann, Bryan, CB, 2010-11
Johnson, Matt, S, 2012-13
Spillman, C.J., S, 2014
Wilson, Donovan, S, 2019-22
(Wilson also wore #6)
Mullen, Trayvon, CB, 2022
Scott, Eric, CB, 2023

38
Baker, Sam, P/K, 1962-63
Williams, John, FB, 1985
Francis, Ron, CB, 1987-90
Hall, Chris, S, 1993
Lang, David, RB, 1995
Hawthorne, Duane, CB, 1999-02
Scott, Lynn, S, 2001-05
(Scott also wore #21)
Williams, Roy, S, 2002-08
(Williams also wore #31)
Heath, Jeff, S, 2013-19
Mukuamu, Israel, S, 2021-24
(Mukuamu also wore #24)

39
Jones, E.J., RB, 1987
Sargent, Broderick, FB, 1989
Perryman, Robert, FB, 1990
Smith, Donald, S, 1991
Gainer, Derrick, RB, 1992-93
Neufeld, Ryan, FB, 1999
Polite, Lousaka, FB, 2004-06
Carr, Brandon, CB, 2012-16, 2020
Westry, Chris, S, 2019-20
(Westry also wore #31)
Coyle, Tyler, S, 2021-22
(Coyle also wore #31)
Rhodes, Xavier, CB, 2022

40
Harris, Jim, S, 1961

Stiger, Jim, RB, 1963-65
Conrad, Bobby Joe, WR, 1969
Strayhorn, Les, RB, 1973-74
Hurt, Eric, CB, 1980
Bates, Bill, S, 1983-97
Davis, Keith, S, 2002, 2004-08
(Davis also wore #29)
McCray, Danny, S, 2010-13, 2015
Parker, Steven, S, 2020
Luepke, Hunter, FB, 2023-24

41
Livingston, Warren, CB, 1961-66
Waters, Charlie, DB, 1970-78, 1980-81
Coleman, Anthony, DB, 1987
Wright, Charles, DB, 1988
Thomas, Dave, CB, 1993-94
Larrimore, Kareem, CB, 2000-01
Dennis, Pat, CB, 2001
Newman, Terence, CB, 2003-11
Smith, Keith, LB/FB, 2014-17
(Smith also wore #56 and #57)
Armstrong, Ray-Ray, LB, 2019
Robinson, Reggie, S, 2020-21
Bell, Markquese, S, 2022-24
(Bell also wore #14)
Vigil, Nick, LB, 2024

42
McIlhenny, Don, RB, 1960-61
Ridion, Jim, S, 1963-64
Whitfield, A.D., RB, 1965
Welch, Claxton, RB, 1969-71
Hughes, Randy, S, 1975-80
Easmon, Ricky, DB, 1985
Clack, Darryl, RB, 1986-89
Smagala, Stan, DB, 1990-91
Wilson, Robert, FB, 1994
Williams, Charlie, S, 1995-00
(Williams also wore #25)
Warren, Chris, RB, 1998-00
Hambrick, Troy, RB, 2000-03
(Hambrick also wore #35)

Henry, Anthony, CB, 2005-08
Church, Barry, S, 2010-16
Neal, Keanu, LB, 2021
Barr, Anthony, LB, 2022
Vaughn, Deuce, RB, 2023-24

43
Perkins, Don, RB, 1961-68
Harris, Cliff, S, 1970-79
Patterson, Elvis, CB, 1993
Briggs, Greg, S, 1995
Reese, Izell, S, 1998-01
Sensabaugh, Gerald, S, 2009-12
Smith, Malcolm, LB, 2019
Kamara, Azur, LB, 2020-21
(Kamara also wore #54)
Smith, Ito, RB, 2021
Hall, Kemon, CB, 2024

44
Bishop, Don, CB, 1960-65
Newhouse, Robert, FB, 1972-83
Gowdy, Cornell, DB, 1986
Courville, Vince, WR, 1987
(Courville also wore #81)
Brooks, Michael, S, 1990
Coleman, Lincoln, RB, 1993-94
Thomas, Robert, LB/FB, 1998-02
(Thomas also wore #59)
Hannah, Rodney, TE, 2008
Gronkowski, Chris, FB, 2010
Clutts, Tyler, FB, 2013-15
Bernard, Francis, LB, 2020-21
(Bernard also wore #53)
McQuaide, Jake, LS, 2021-22
Seig, Trent, LS, 2023-24

45
Dupre, L.G., RB, 1960-61
Daniels, Dick, S, 1966-68
(Daniels also wore #21)
Flowers, Richmond, S, 1969-71
Robinson, Larry, RB, 1973
Woolsey, Rolly, DB, 1975

Wilson, Steve, WR/CB, 1979-81
(Wilson also wore #81)
Hendrix, Manny, CB, 1986-91
Sualua, Nicky, FB, 1997-98
Solwold, Mike, TE, 2001
Chapas, Shaun, FB, 2011
Smith, Rod, RB, 2015-18
Olonitua, Sewo, FB, 2020-21
Overlun, Matt, LS, 2022

46
Shy, Les, RB, 1966-69
(Shy also wore #25)
Baynham, Craig, RB, 1967-69
Washington, Mark, CB, 1970-78
Solomon, Roland, S, 1980
Fowler, Todd, FB, 1985-88
Blake, Ricky, RB, 1991
Fishback, Joe, S, 1993-94
Whalen, James, TE, 2000-03
(Whalen also wore #81, #82, #83)
Bickerstaff, Erik, RB, 2003
Condo, Jon, LS, 2005
Hoyte, Oliver, FB, 2016, 2006-07
(Hoyte also wore #53)
Morris, Alfred, RB, 2016-17
Chunn, Jordan, RB, 2019
Ralston, Nick, FB, 2021
Jefferson, Malik, LB, 2022-23

47
Moegle, Dick, S, 1961
Clinksacle, Dextor, S, 1980, 1982-85
Scott, Chuck, WR, 1987
Holmes, Clayton, CB, 1992-95
McNeil, Ryan, CB, 2000
Hunter, Pete, CB, 2002-04
Vickers, Lawrence, FB, 2012
Saubert, Eric, TE, 2023
Harris, Darius, LB, 2024

48
Green, Alex, CB, 1987
(Green also wore #29)
Johnson, Daryl, FB, 1989-99
Witherspoon, Terry, FB, 2001
Barrow, Micheal, LB, 2005
Thomas, Joe, LB, 2018-20
Fant, Princeton, TE, 2023-24
(Fant also wore #85)

49
Dean, Kent, TE, 1988
Huggins, Johnny, TE, 2001
Pierce, Brett, TE, 2004-05
(Pierce also wore #88)
Olawale, Jamize, FB, 2018-19
Bunting, Ian, TE, 2021

50
Tubbs, Jerry, LB, 1960-67
Lewis, D.D., LB, 1968, 1970-81
Rohrer, Jeff, LB, 1982-87
Hendrickson, Steve, LB, 1989
(Hendrickson also wore #58)
Harper, Dave, LB, 1990
Brownlow, Darrick, LB, 1991, 1994
(Brownlow also wore #59)
Abrams, Bobby, LB, 1992-93
Shiver, Clay, C, 1996-98
Tolbert, Brandon, LB, 1998-00
(Tolbert also wore #53)
Brooks, Jamal, LB, 2001-03
Fujita, Scott, LB, 2005
Ayodele, Akin, LB, 2006-07
(Ayodele also wore #51)
Rogers, Justin, LB, 2007-08
Lee, Sean, LB, 2010-20
Harper, Devin, LB, 2022-23
Kendricks, Eric, LB, 2024

51
Braatz, Tom, LB, 1960
Hoyem, Lynn, C/G, 1962-63
Manders, Dave, C, 1964-66, 1968-74
Dickerson, Anthony, LB, 1980-84
Jones, Dale, LB, 1987

51, cont.

Swan, Russ, LB, 1987
(Swan also wore #57)
Norton, Ken, LB, 1988-93
Thomas, Broderick, LB, 1996-98
Adams, Keith, LB, 2001-02
(Adams also wore #53)
Hardy, Kevin, LB, 2002
Singleton, Al, LB, 2003-06
Ayodele, Akin, LB, 2006-07
(Ayodele also wore #50)
Brooking, Keith, LB, 2009-11
Wilber, Kyle, LB, 2012-17
Reid, Carau, DT, 2018
Hury, Kerry, DT, 2019
Redmond, Adam, C, 2018-20
(Redmond also wore #61)
Johnson, Durrell, DE, 2024
Brown, Earnest, DE, 2024

52

Hansen, Wayne, LB, 1960
Edwards, Dave, LB, 1963-75
Eidson, Jim, G/C, 1976
Shaw, Robert, C, 1979-81
McLean, Scott, LB, 1983
Cannon, Billy, LB, 1984
Duliban, Chris, LB, 1987
Hurd, Jeff, LB, 1987
(Hurd also wore #58)
Scott, Sean, LB, 1988
Pruitt, Mickey, LB, 1991-92
Schwartz, Jim, LB, 1994-96
Coakley, Dexter, LB, 1997-04
Johnson, Al, C, 2003-06
(Johnson also wore #62)

Polk, Carlos, LB, 2008
Williams, Leon, LB, 2010
Connor, Dan, LB, 2012
Durant, Justin, LB, 2013-14, 2016, 2017
(Durant also wore #56)
Gachkar, Andrew, LB, 2015-16
Williams, Connor, G, 2018-21
Henry, KJ, DE, 2024

53

Connelly, Mike, C, 1960-67
(Connelly also wore #54)
Simmons, Dave, LB, 1968
Whittingham, Fred, LB, 1969
Babinecz, John, LB, 1972-73
Breunig, Bob, LB, 1975-84
Jax, Garth, LB, 1986-88
Simmons, Victor, LB, 1987
Elam, Onzy, LB, 1989
Shannon, Randy, LB, 1989-90
(Shannon also wore #94)
Stepnoski, Mark, C, 1989-94, 1999-01
(Stepnoski also wore #70)
Donaldson, Ray, C, 1995-96
Tolbert, Brandon, LB, 1998-00
(Tolbert also wore #50)

Adams, Keith, LB, 2001-02
(Adams also wore #51)
Thornton, Kalen, LB, 2004-05
Glymph, Junior, LB, 2005-06
(Glymph also wore #78)
Hoyte, Oliver, FB/LB, 2006-07
(Hoyte also wore #46)
Octavien, Steve, LB, 2008-09
Lawrence, Cameron, LB, 2013-14
Nzeocha, Mark, LB, 2015-16
March, Justin, LB, 2017-20
(March also wore #59)
Smith, Rashad, LB, 2020
Bernard, Francis, LB, 2020-21
(Bernard also wore #44)

54

Connelly, Mike, C, 1960-67
(Connelly also wore #53)
Howley, Chuck, LB, 1961-73
White, Randy, DT/LB, 1975-88
Solomon, Jesse, LB, 1989-90
Fieldings, Anthony, LB, 1995
Hardy, Darryl, LB, 1995, 1997
Hambrick, Darren, LB, 1998-01
Cerqua, Marc, LB, 2001

O'Neil, Keith, LB, 2003-04
Caver, Quinton, LB, 2005
Carpenter, Bobby, LB, , 2006-09
Cummings, Kenwin, LB, 2010
Carter, Bruce, LB, 2011-14
Smith, Jaylon, LB, 2016-20
(Smith also wore #9)
Kamara, Azur, DE, 2020-21
(Kamara also wore #43)
Williams, Sam, DE, 2022-24

55

Jordan, Lee Roy, LB, 1963-76
Huther, Bruce, LB, 1977-80, 1983
(Huther also wore #57)
Spradlin, Danny, LB, 1981-82
DeOssie, Steve, LB, 1984-88
Flaherty, Harry, LB, 1987
Del Rio, Jack, LB, 1989-91
Jones, Robert, LB, 1992-95
Strickland, Fred, LB, 1996-98
Hall, Lemanski, LB, 1999
Steele, Markus, LB, 2001-03
Fowler, Ryan, LB, 2004-06
Thomas, Zach, LB, 2008
Albright, Alex, LB, 2011-12
Jones, Edgar, DE, 2013
McClain, Rolando, LB, 2014-15
Paea, Stephen, DT, 2017
Vander Esch, Leighton, LB, 2018-23
Lawson, Carl, DE, 2024

56

Patera, Jack, LB, 1960-61
Long, Bob, LB, 1962
Hays, Harold, LB, 1963-67
Stincic, Tom, LB, 1969-71
Barnes, Rodrigo, LB, 1973-74
Henderson, Thomas, LB, 1975-79
Roe, Bill, LB, 1980
Lockhart, Eugene, LB, 1984-90
Roper, John, LB, 1993
Barnes, Reggie, LB, 1995
Godfrey, Randall, LB, 1996-99
Grant, Orantes, LB, 2000-01
James, Bradie, LB, 2003-11
McSurdy, Caleb, LB, 2012
Vega, Jason, DE, 2013
Wilson, Martez, DE, 2013
Toomer, Corey, LB, 2014
Dobbins, Tim, LB, 2014
Watson, Dekoda, LB, 2014
Durant, Justin, LB, 2013-14, 2016, 2017
(Durant also wore #52)
Smith, Keith, LB/FB, 2014-17
(Smith also wore #41 and #57)
Elliott, Jayrone, LB, 2017
Jones, Datone, DT, 2017-18
Jackson, Joe, DE, 2019
Anae, Bradlee, DE, 2020-21
Fowler, Dante, DE, 2022-23
Beebe, Cooper, C, 2024

57

Walker, Malcolm, C, 1966-69
Keller, Mike, LB, 1972
Walker, Louie, LB, 1974
Davis, Kyle, C, 1975
Huther, Bruce, LB, 1977-80, 1983
(Huther also wore #55)
King, Angelo, LB, 1981-83
Turner, Jimmie, LB, 1984
Burton, Ron, LB, 1987-89
Swan, Russ, LB, 1987
(Swan also wore #51)
Smith, Vinson, LB, 1990-92, 1997
Campos, Alan, LB, 1996
Smith, Myron, LB, 1998
Coryatt, Quentin, LB, 1999
Wortham, Barron, LB, 2000
Mackey, Louis, LB, 2001-02
(Mackey also wore #58)
Burnett, Kevin, LB, 2005-08
Butler, Victor, LB, 2009-12
Holloman, DeVonte, LB, 2013-14
Smith, Keith, LB/FB, 2014-17
(Smith also wore #41 and #56)
Wilson, Damien, LB, 2015-18

Gifford, Luke, LB, 2019-22
Johnson, Buddy, LB, 2023-24

58

Peterson, Calvin, LB, 1974-75
Hegman, Mike, LB, 1976-88
Hurd, Jeff, LB, 1987
(Hurd also wore #52)
Hendrickson, Steve, LB, 1989
(Hendrickson also wore #50)
Edwards, Dixon, LB, 1991-95
Hemsley, Nate, LB, 1997-99
Bowden, Joe, LB, 2000
Mackey, Louis, LB, 2001-02
(Mackey also wore #57)
Grau, Jeff, LS, 2002
Shanley, Scott, LB, 2003-05
Williams, Jason, LB, 2009-10
Lemon, Orië, LB, 2012, 2013
(Lemon also wore #98)
Bosworth, Kyle, LB, 2013
Anderson, James, LB, 2014
Crawford, Jack, DE, 2014-16
Moore, Damontre', DE, 2017
Johnson, Tre'von, LB, 2017
Quinn, Robert, DE, 2019
Smith, Aldon, DE, 2020
Faoliu, Austin, DE, 2021
Smith, Mazi, DT, 2023-24

59

Hutcherson, Ken, LB, 1974
Capone, Warren, LB, 1975
Brown, Guy, LB, 1977-82
Walter, Mike, LB, 1983
Penn, Jesse, LB, 1985-87
Timmer, Kirk, LB, 1987
Cobb, Garry, LB, 1988-89
Brownlow, Darrick, LB, 1991, 1994
(Brownlow also wore #50)
Smith, Darrin, LB, 1993-96
Thomas, Robert, LB/FB, 1998-02
(Thomas also wore #44)
Nguyen, Dat, LB, 1999-05
Williams, Brandon, LB, 2010
Sims, Ernie, LB, 2012-13
Hitchens, Anthony, LB, 2014-17
Covington, Chris, LB, 2018-19
March, Justin, LB, 2017-20
(March also wore #53)
Golston, Chauncey, DE, 2021-24
(Golston also wore #99)
McKinley, Takk, LB, 2022

60

Guy, Buzz, G, 1960
Isbell, Joe Bob, G, 1962-65
Burkett, Jackie, LB, 1968-69
Kiner, Steve, LB, 1970
Caffey, Lee Roy, LB, 1971
Killian, Gene, G, 1974
Randall, Tom, G, 1978
Smerek, Don, DL, 1981-87
Hamel, Dean, DT, 1989-90
Hill, Tony, DE, 1991-92
(Hill also wore #90)
Kennard, Derek, G, 1994-96
Brymer, Chris, C/G, 1999
Nix, John, DT, 2001-02
Noll, Ben, G, 2004-05
Parker, J'vonne, DT, 2006
Stanley, Montavious, DT, 2006
Kowalski, Kevin, C/G, 2011-12
Coleman, Davon, DT, 2014-15
Guyton, Tyler, T, 2024

61

Putnam, Duane, G, 1960
Green, Allen, P/K, 1961
Nye, Blaine, G, 1968-76
Cooper, Jim, OL, 1977-86
Newton, Nate, G/T, 1986-98
(Newton also wore #67)
Garmon, Kelvin, G, 2000-02
Conaty, Bill, C, 2003
Nagy, Bill, G, 2011
Redmond, Adam, C, 2018-20
(Redmond also wore #51)
Sweet, William, T, 2020

62
Healy, Don, DT, 1960-61
(Healy also wore #78)
Cvercko, Andy, G, 1961-62
Poimboeuf, Lance, K, 1963
Donohue, Leon, G, 1965-67
Fitzgerald, John, C, 1971-80
Baldinger, Brian, OL, 1982-84,
1986-87
Zentic, Mike, C, 1987
Brotzki, Bob, T, 1988
Oswald, Paul, G, 1988
Tolbert, Tony, DL, 1989-97
(Tolbert also wore #92)
Hellestrae, Dale, OL, 1990-00
(Hellestrae also wore #70)
Parrish, James, T, 1993-94
Myslinski, Tom, G/C, 1999
Page, Craig, C, 2000
Johnson, Al, C, 2003-06
(Johnson also wore #52)
Rivera, Marco, G, 2005-06
Arkin, David, G, 2011-13
Henry, Marcus, C, 2020
Thomas, Nate, T, 2024

63
Falls, Mike, G, 1960-61
Cole, Larry, DL, 1968-80
Titensor, Glen, G, 1981-86, 1988
Shields, Joe, OL, 1987
Brinkley, Lester, DL, 1990
Gesek, John, G, 1990-93
(Gesek also wore #67)
Flannery, John, G, 1996-97
Kiselak, Michael, C/G, 1998-99
Gibson, Aaron, T, 2001-02
Alford, Darnell, T, 2002
DiNapoli, Gennaro, C, 2003
Kosier, Kyle, G, 2006-11
Cook, Ryan, G/C, 2012
Gardner, Ben, DE, 2014
Walker, Casey, DT, 2015
Cleary, Emmett, T, 2016
Biadasz, Tyler, C, 2020-23

64
Grottkau, Bob, G, 1961
Liscio, Tony, T, 1963-64, 1966-71
(Liscio also wore #72)
Smith, Jim Ray, G/T, 1963-64
Johnson, Mitch, G, 1965
Hagen, Halvor, C/G, 1969-70
Arneson, Jim, C/G, 1973-74
Rafferty, Tom, G/C, 1976-89
Lilja, George, C, 1987
(Lilja also wore #67)
Diaz, Jorge, G, 2000
Stewart, Daleroy, DT, 2002-04
Holland, Montrae, G, 2008-11
Waters, Brian, G, 2013
Cooper, Jonathan, G, 2016-17
Light, Alex, T, 2020
Senat, Greg, T, 2020
Shepley, Dakoda, C, 2022, 2024
(Shepley also wore #65)
Bostick, Earl, T, 2024

65
Schoenke, Ray, T, 1963-64
Wilbur, John, T, 1966-69
Stalls, Dave, DE, 1977-79
Petersen, Kurt, G, 1980-85
Westberry, Gary, C, 1987
White, Bob, OL, 1987-89
(White also wore #70)
Slaton, Tony, G, 1990
Stone, Ron, T, 1993-95
Gurode, Andre, G/C, 2002-10
Leary, Ronald, G, 2012-16
Hyatt, Mitch, T, 2019-21
Lindstrom, Alec, C, 2022
Harlow, Sean, C, 2023
Shepley, Dakoda, C, 2022, 2024
(Shepley also wore #64)

66
Husmann, Ed, DT, 1960
Andrie, George, DE, 1962-72
Lawless, Burton, G, 1975-79
Wells, Norm, G, 1980
Schultz, Chris, T, 1983, 1985
Baker, Jesse, DE, 1986
Gogan, Kevin, T, 1987-93
Hutson, Tony, G, 1996-99
Fricke, Ben, C, 1999-01
(Fricke also wore #69)
McKinney, Jeremy, G/T, 2002
Ratliff, Jay, DE, 2005-13
(Ratliff also wore #90)
Johnson, Tank, NT, 2007-08
(Johnson also wore #95)
Saddler-McQueen, Jimmy, DE, 2010
Geathers, Clifton, DE, 2010-11
(Geathers also wore #96)
Schaefering, Brian, DT, 2012
Bishop, Ken, NT 2014-15
(Bishop also wore #93)
McGovern, Connor, G, 2019-22
Bass, T.J., G, 2023-24

67
Houser, John, C/G, 1960-61
Kupp, Jake, G, 1964-65
Toomay, Pat, DE, 1970-74
Donovan, Pat, T, 1975-83
Thompson, Broderick, G, 1985
Newton, Nate, G/T, 1986-98
(Newton also wore #61)
Lilja, George, C, 1987
(Lilja also wore #64)
Walker, Gary, OL, 1987
Shearin, Joe, C, 1987
Smith, Sean, DT, 1989
Gesek, John, G, 1990-93
(Gesek also wore #63)
Maryland, Russell, DT, 1991-95
McIver, Everett, G, 1998-99
Berger, Joe, G, 2006-08
Costa, Phil, C, 2010-13
Hills, Tony, T, 2014
Mills, Jordan, T, 2015, 2020
(Mills also wore #68)
Miller, Wyatt, T, 2019
Smith, Eric, T, 2020
Hoffman, Brock, C, 2022-24

68
Reese, Guy, DT, 1962-63
Boeke, Jim, T, 1964-67
Scott, Herb, G, 1975-84
Ker, Crawford, G, 1985-90
Cornish, Frank, C, 1992-94
Batiste, Michael, DT/G, 1995
Ross, Oliver, T, 1998
Scarlett, Noel, DT, 2000
Lehr, Matt, G/C, 2001-04
Jamison, Vontrell, DE, 2005
Free, Doug, T, 2007-16
Ross, Daniel, DT, 2017-19
(Ross also wore #93)
Benenoch, Caleb, G, 2019
Mills, Jordan, T, 2020
(Mills also wore #67)
Farnick, Matt, G, 2021-22

69
Hegamin, George, T, 1994-97
Fricke, Ben, G/C, 1999-01
(Fricke also wore #66)
Tucker, Ross, G, 2002
Fabini, Jason, T, 2006
Preston, Duke, C, 2009
Irvin, Corvey, DT, 2013
Melton, Henry, DT, 2014
Knight, Brandon, G, 2019-21

70
McCreary, Bob, T, 1961
Memmelear, Dale, G, 1962-63
Sandeman, Bill, DT, 1966
Wright, Rayfield, TE/T, 1967-79
(Wright also wore #85)

Richards, Howard, G/T, 1981-86
White, Bob, OL, 1987-89
(White also wore #65)
Stepnoski, Mark, C, 1989-94, 1999-01
(Stepnoski also wore #53)
Hellestrae, Dale, OL, 1990-00
(Hellestrae also wore #62)
Collins, Javier, DT/T, 2001-03
Brooks, Ethan, T, 2005
Price, Marcus, T, 2005
Davis, Leonard, T, 2007-10
Loper, Daniel, G, 2011
Crawford, Tyrone, DT, 2012-20
(Crawford also wore #98)
Long, Jerome, DT, 2013
Nevis, Drake, DT, 2013
Kearse, Frank, DT, 2013
Marzin, Zack, G, 2014-24

71
Dickson, Paul, T, 1960
Granger, Charlie, T, 1961
Talbert, Don, DE/OT, 1962, 1965, 1971
(Talbert also wore #72)
Townes, Willie, DE, 1966-68
Wallace, Rodney, G/T, 1971-73
Friederick, Andy, T, 1977-81
Truini, Mark, OT/DL, 1983-97
Dwyer, Mike, DT, 1987
Jackson, Alcender, G, 2000-01
Walter, Tyson, OL, 2002-04
Procter, Cory, G, 2005-09
Barron, Alex, T, 2010
Living, Nate, G, 2012
Brown, Everette, DE, 2013
Hawkins, Donald, T, 2014
Collins, La'el, G/T, 2015-21
Peters, Jason, T, 2022
Edoga, Chuma, T, 2023-24

72
Herchman, Bill, DT, 1960-61
Talbert, Don, DE/OT, 1962, 1965, 1971
(Talbert also wore #71)
Liscio, Tony, T, 1963-64, 1966-71
(Liscio also wore #64)
Jones, Ed, DE, 1974-78, 1980-89
Cheek, Louis, OL, 1990
Sullivan, Mike, T, 1991
Childress, Ray, DT, 1996
Missouri, Dwayne, DE, 2001
Peterman, Stephen, G, 2004-05
Bowen, Stephen, DE, 2006-10
Callaway, Robert, DT, 2012
Friederick, Travis, C, 2013-19
Hill, Trysten, DT, 2019-22
(Hill also wore #97)

73
Fisher, Ray, T, 1960
Clark, Monte, T, 1962
Neely, Ralph, G/T, 1965-77
Wright, Steve, T, 1981-82
Kitson, Syd, G, 1984
Ploeger, Kurt, DL, 1986
Burnette, Dave, T, 1987
Noonan, Danny, DL, 1987-92
Allen, Larry, G/T, 1994-05
Clark Jeremy, DE, 2010
Bernadeau, Mackenzy, G, 2012-15
Looney, Joe, C, 2016-20
Smith, Tyler, G/T, 2022-24

74
Lilly, Bob, DL, 1961-74

75
Fry, Bob, T, 1960-64
Pugh, Jethro, DT, 1965-78
Pozderac, Phil, T, 1982-87
Smith, Daryle, T, 1987-88
(Smith also wore #79)
Carter, Jon, DT, 1989
Casillas, Tony, DT, 1991-93, 1996-97
Noble, Brandon, DT, 1999-02
Young, Ryan, T, 2003
Wiley, Marcellus, DE, 2004

75, cont.

Colombo, Marc, T, 2005-10
 Dockery, Derrick, G, 2011-12
 (Dockery also wore #76)
 Weems, Darrion, T, 2012-14
 Davis, Ryan, DE, 2016
 Bell, Byron, T, 2017
 Fleming, Cameron, T, 2018-19
 Erving, Cam, T, 2020
 Ball, Josh, T, 2021-23

76

Gonzaga, John, DE, 1960
 Nutting, Ed, T, 1963
 Frank, Bill, T, 1964
 Diehl, John, DT, 1965
 Niland, John, G, 1966-74
 Bethea, Larry, DL, 1978-83
 Aughtman, Dowe, OL, 1984
 Ogot, Bob, DL, 1986
 Zimmerman, Jeff, G, 1987-90
 Veingrad, Alan, OL, 1991-92
 Reynolds, Jerry, T, 1994
 Adams, Fiozell, G/T, 1998-09
 Young, Sam, T, 2010
 Dockery, Derrick, G, 2011-12
 (Dockery also wore #75)
 Hardy, Greg, DE, 2015
 Moore, Zach, DE, 2016
 Ash, Richard, DE, 2016
 Su'a-Filo, Xavier, G, 2018-19
 Collins, Aviante, T, 2022
 Richards, Asim, T, 2023-24

77

Bradfute, Byron, T, 1960-61
 Brock, Clyde, DT, 1962-63
 Stephens, Larry, DE, 1963-67
 (Stephens also wore #79)
 Colvin, Jim, DT, 1964-66
 East, Ron, DT, 1967-70
 (East also wore #79)
 Gregory, Bill, DL, 1971-77
 Thornton, Bruce, DL, 1979-81
 Jeffcoat, Jim, DE, 1983-94
 Cisowski, Steve, T, 1987
 Scifres, Steve, OL, 1997
 Davis, Nathan, DT, 1998-99
 (Davis also wore #99)
 Page, Solomon, G/T, 1999-02
 Tucker, Torrin, T, 2003-05
 McQuistan, Pat, T, 2006-09
 Smith, Tyron, T, 2011-23

78

Healy, Don, DT, 1960-61
 (Healy also wore #62)
 Meyers, John, DT, 1962-63
 Youmans, Maury, DE, 1964-65
 Asher, Bob, T, 1970
 Walton, Bruce, G, 1973-75
 Schaum, Greg, DE, 1976
 Dutton, John, DL, 1979-86
 Widell, Dave, T, 1988-89
 Lett, Leon, DL, 1991-00
 Vollers, Kurt, T, 2002-04
 Glymph, Junior, LB, 2005-06
 (Glymph also wore #53)
 Marten, James, T, 2007
 Parnell, Jermy, T, 2010-14
 Brown, Charles, T, 2015
 Edwards, Kadeem, G, 2017-18
 Wichmann, Cody, G, 2019
 Steele, Terence, T, 2020-24

79

Klein, Dick, T, 1960
 Frost, Ken, DT, 1961-62
 Stephens, Larry, DE, 1963-67
 (Stephens also wore #77)
 East, Ron, DT, 1967-70
 (East also wore #77)
 Gregg, Forrest, G/T, 1971
 Martin, Harvey, DE, 1973-83
 Hunt, John, G/T, 1984
 Cesario, Sal, G, 1987
 Smith, Daryle, T, 1987-88
 (Smith also wore #75)

Broughton, Willie, DT, 1989-90
 Williams, Erik, T, 1991-00
 Dorsey, Char-ron, T, 2001-02
 McFadden, Marques, T, 2002
 Rogers, Jacob, T, 2004
 Pettiti, Rob, T, 2005
 Brewster, Robert, T, 2009-10
 Bass, Ben, DT, 2012
 Boatright, Kenneth, DE, 2014
 Green, Chaz, OL, 2015-17
 Ehinger, Parker, G, 2018
 Hamilton, Justin, DT, 2019, 2020, 2021
 Bennet, Michael, DL, 2019
 Nsekhe, Ty, T, 2021
 Watzeko, Matt, T, 2022-24

80

Murchison, Ola Lee, WR, 1961
 Folkins, Lee, TE, 1962-64
 (Folkins also wore #83)
 Barnes, Gary, WR, 1963
 McDaniels, David, WR, 1968
 Hill, Tony, WR, 1977-86
 Barksdale, Rod, WR, 1987
 Spivey, Sebron, WR, 1987
 Gay, Everett, WR, 1988
 Ford, Bernard, WR, 1989
 Harris, Rod, WR, 1990
 Harper, Alvin, WR, 1991-94, 1999
 (Harper also wore #82)
 Gadsden, Oronde, WR, 1995
 Williams, Stepfret, WR, 1996-97
 Santiago, O.J., TE, 2000
 Fontenot, Chris, TE, 2000
 Swinton, Reggie, WR, 2001-03
 McGee, Tony, TE, 2002-03
 (McGee also wore #82)
 James, Cedric, WR, 2003
 Ryan, Sean, TE, 2004-05
 Fasano, Anthony, TE, 2006-07
 Bennett, Martellus, TE, 2008-11
 Gathers, Rico, TE, 2017-18
 Bell, Blake, TE, 2020
 Flournoy, Ryan, WR, 2024

81

Howton, Bill, WR, 1960-63
 Bateman, Marv, P, 1972-74
 Howard, Percy, WR, 1975
 Steele, Robert, WR, 1978
 (Steele also wore #82)
 Smith, Jackie, TE, 1978
 Wilson, Steve, WR/CB, 1979-81
 (Wilson also wore #45)
 Phillips, Kirk, WR, 1984
 Powe, Karl, WR, 1985-86
 Courville, Vince, WR, 1987
 (Courville also wore #44)
 Edwards, Kelvin, WR, 1987-88
 (Edwards also wore #87)
 Ankrom, Scott, WR, 1989
 Wright Alexander, WR, 1990-92
 Daniel, Tim, WR, 1993
 Galbraith, Scott, TE, 1993-94, 1997
 (Galbraith also wore #89)
 Hervey, Edward, WR, 1995
 Armstrong, Tyji, TE, 1996
 Jeffers, Patrick, WR, 1998
 Ismail, Raghib, WR, 1999-01
 Whalen, James, TE, 2000-03
 (Whalen also wore #46, #82, #83)
 Morgan, Quincy, WR, 2004
 Price, Peerless, WR, 2005
 Owens, Terrell, WR, 2006-08
 Robinson, Laurent, WR, 2011
 Johnson, Jon'Vea, WR, 2019
 Fehoko, Simi, WR, 2021-22
 Stephens, John, TE, 2023-24
 Mingo, Jonathan, WR, 2024

82

Clarke, Frank, TE/WR, 1960-67
 Stowe, Otto, WR, 1973
 Reece, Beasley, CB/WR, 1976
 Steele, Robert, WR, 1978
 (Steele also wore #81)
 Simmons, Cleo, TE, 1983

Renfro, Mike, WR, 1984-87
 Burbage, Cornell, WR, 1987-89
 (Burbage also wore #15 and #89)
 Shepard, Derrick, WR, 1989-91
 (Shepard also wore #87)
 Harper, Alvin, WR, 1991-94, 1999
 (Harper also wore #80)
 Smith, Jimmy, WR, 1992
 Fleming, Cory, WR, 1994-95
 Mitchell, Johnny, TE, 1996
 Ogden, Jeff, WR, 1998-99
 Brazzell, Chris, WR, 1999-00
 (Brazzell also wore #85)
 McKnight, James, WR, 1999-00
 Whalen, James, TE, 2000-03
 (Whalen also wore #46, #81, #83)
 McGee, Tony, TE, 2002-03
 (McGee also wore #80)
 Witten, Jason, TE, 2003-17, 2019

83

Doran, Jim, WR, 1960-61
 Folkins, Lee, TE, 1962-64
 (Folkins also wore #80)
 Deters, Harold, K, 1967
 Clark, Mike, K, 1968-71, 1973
 (Clark also wore #17)
 Richards, Golden, WR, 1973-78
 Donley, Doug, WR, 1981-84
 Gonzalez, Leon, WR, 1985
 Martin, Kelvin, WR, 1987-92, 1996
 Mickey, Joey, TE, 1993
 Jackson, Willie, WR, 1994
 Watkins, Kendall, TE, 1995
 Miller, Anthony, WR, 1997
 Clay, Hayward, TE, 1998-99
 Still, Bryan, WR, 1999
 McGarity, Wane, WR, 1999-01
 Whalen, James, TE, 2000-03
 (Whalen also wore #46, #81, #82)
 Glenn, Terry, WR, 2003-07
 Rucker, Martin, TE, 2010-11
 Williams, Terrance, WR, 2013-18
 Bryant, Ventell, WR, 2019-20
 Washington, James, WR, 2022
 Brooks, Jalen, WR, 2023-24

84

Wisener, Gary, WR, 1960
 Norman, Pettis, TE, 1962-70
 Fugett, Jean, TE, 1972-75
 Cosbie, Doug, TE, 1979-88
 Borresen, Rich, TE, 1987
 Jennings, Keith, TE, 1989
 Novacek, Jay, TE, 1990-96
 Lucky, Mike, TE, 1999-02
 (Lucky also wore #86)
 Galloway, Joey, WR, 2000-03
 Crayton, Patrick, WR, 2004-09
 Hanna, James, TE, 2012-16
 McKeon, Sean, TE, 2020-23

85

Cronin, Gene, LB, 1960
 Wright, Rayfield, TE/T, 1967-79
 (Wright also wore #70)
 Smith, Tody, DL, 1971-72
 Cornwell, Fred, TE, 1984-85
 Chandler, Thornton, TE, 1986-89
 (Chandler also wore #89)
 Folsom, Steve, TE, 1987-90
 Hendrix, Tim, TE, 1987
 McKinnon, Dennis, WR, 1990
 Williams, Kevin, WR, 1993-96
 Mills, Ernie, WR, 1998-99
 Brazzell, Chris, WR, 1999-00
 (Brazzell also wore #82)
 Chiaverini, Darren, WR, 2001
 Scott, Darnay, WR, 2002
 Robinson, Jeff, TE, 2002-04
 Rector, Jamaica, WR, 2006
 Ogletree, Kevin, WR, 2009-12
 Mayle, Vince, WR, 2015-2016
 (Mayle also wore #10)
 Brown, Noah, WR, 2017-22
 Durden, David, WR, 2023
 Fant, Princeton, TE, 2023-24
 (Fant also wore #48)

86
Sherer, Dave, P, 1960
Porterfield, Garry, DE, 1965
Coleman, Ralph, LB, 1972
Houston, Bill, WR, 1974
Johnson, Butch, WR, 1976-83
Harris, Duriel, WR, 1984
Smith, Waddell, WR, 1984
Duckett, Kenny, WR, 1985
Sherrard, Mike, WR, 1986
Dixon, James, WR/RB, 1989-91
(Dixon also wore #21)
Williams, Tyrone, WR, 1993
Bjornson, Eric, TE, 1995-99
Lucky, Mike, TE, 1999-02
(Lucky also wore #84)
Campbell, Dan, TE, 2003-05
Hannam, Ryan, TE, 2006
Standback, Isaiah, WR, 2007-08
Chandler, Scott, TE, 2010
Schultz, Dalton, TE, 2018-22
Schoonmaker, Luke, TE, 2023-24

87
Borden, Nate, DE, 1960-61
Stynchula, Andy, DE, 1968
Truax, Billy, TE, 1971-73
Howard, Ron, TE, 1974-75
Saldi, Jay, TE, 1976-82
Banks, Gordon, WR, 1985-87
Edwards, Kelvin, WR, 1987-88
(Edwards also wore #81)
Alexander, Ray, WR, 1988-89
Shepard, Derrick, WR, 1989-91
(Shepard also wore #82)
Roberts, Alfredo, TE, 1991-92
Davis, Billy, WR, 1995-98
Tucker, Jason, WR, 1999-00
Rambo, Ken-Yon, WR, 2001-02
Smith, Zuriel, WR, 2003
Ward, Dedic, WR, 2004
Thorn, Andy, TE, 2006
Smith, Andre, TE, 2013
Swaim, Geoff, TE, 2015-18
Sprinkle, Jeremy, TE, 2021
Ferguson, Jake, TE, 2022-24

88
Davis, Sonny, LB, 1961
Ridgway, Colin, P/K, 1965
Randle, Sonny, WR, 1968
Rucker, Reggie, WR, 1970-71
Sellers, Ron, WR, 1972
Pearson, Drew, WR, 1973-83
Irvine, Michael, WR, 1988-99
Harris, Jackie, TE, 2000-01
Bryant, Antonio, WR, 2002-04
Pierce, Brett, TE, 2004-05
(Pierce also wore #49)
Bryant, Dez, WR, 2010-17
Lamb, CeedDee, WR, 2020-24

89
Dugan, Fred, WR, 1960
Davis, Donnie, WR, 1962
Ditka, Mike, TE, 1969-72
DuPree, Billy Joe, TE, 1973-83
Salonen, Brian, TE/LB, 1984-85
Chandler, Thornton, TE, 1986-89
(Chandler also wore #85)
Burbage, Cornell, WR, 1987-89
(Burbage also wore #15 and #82)
Awalt, Rob, TE, 1990-91
Tennell, Derek, TE, 1992
Blackwell, Kelly, TE, 1993
Galbraith, Scott, TE, 1993-94, 1997
(Galbraith also wore #81)
Price, Jim, TE, 1993
Ware, Derek, TE, 1996
LaFleur, David, TE, 1997-00
Williams, Randal, WR, 2001-04
Curtis, Tony, TE, 2007-08
Phillips, John, TE, 2009-12
Escobar, Gavin, TE, 2013-16
Jarwin, Blake, TE, 2017-21
Hendershot, Peyton, TE, 2022-23
Spann-Ford, Brevyn, TE, 2024

90
Crockett, Willis, LB, 1990
Hill, Tony, DE, 1991-92
(Hill also wore #60)
McIntosh, Toddrick, DT, 1994
Sturgis, Oscar, DE, 1995
Spellman, Alonzo, DT, 1999-00
Frisch, Byron, DE, 2001
Ogboqu, Eric, DE, 2003-05
Ratliff, Jay, DE, 2005-13
(Ratliff also wore #66)
Austin, Marvin, DT, 2013
Dawkins, Everett, TE, 2013
Lawrence, DeMarcus, DE, 2014-24

91
Johnson, Walter, DT, 1987
Vanderbeek, Matt, LB/DE, 1993-94
Benson, Darren, DT, 1995-98
Underwood, Dimitrius, DL, 2000-01
Carson, Leonardo, DT, 2003-04
Ladouceur, Louis-Philippe, LS, 2005-20
Watkins, Carlos, DT, 2021-22, 2024
(Watkins also wore #92)
Wheat, Tyrus, LB, 2023-24

92
Perkins, Ray, DE, 1987
Tolbert, Tony, DL, 1989-97
(Tolbert also wore #62)
White, Chris, DE, 2000
Evans, Demetric, DE, 2001-02
Brooks, Jermaine, DT, 2003
Johnson, Thomas, DT, 2005
Ayodele, Remi, NT, 2007
Brent, Josh, NT, 2010-12, 14
(Brent also wore #95)
Cohen, Landon, DT, 2013
Carter, David, DT, 2013
Wynn, Jarius, DE, 2013
Mincey, Jeremy, DE, 2014-15
Thornton, Cedric, DT, 2016
Price, Brian, DT, 2017
Armstrong, Dorange, DE, 2018-23
Watkins, Carlos, DT, 2021-22, 2024
(Watkins also wore #91)

93
Cooper, Reggie, LB, 1991
Utulafe, Mike, DT, 1996
Smith, Artie, DT, 1998
Zellner, Peppi, DE, 1999-02
Coleman, Kenyon, DE, 2003-06, 11-12
(Coleman also wore #99)
Spencer, Anthony, LB, 2007-14
Bishop, Ken, DT, 2014-15
(Bishop also wore #66)
Mayowa, Benson, DE, 2016-17
Ross, Daniel, DT, 2017-19
(Ross also wore #68)
Palmore, Walter, DT, 2020
Basham, Tarell, DE, 2021-22
Fehoko, Villiami, DE, 2023
Joseph, Linval, DT, 2024

94
Watts, Randy, DE, 1987
Shannon, Randy, LB, 1989-90
(Shannon also wore #53)
Haley, Charles, DE, 1992-96
Myers, Michael, DL, 1998-03
Cooper, Chris, DT, 2004
Ware, DeMarcus, LB, 2005-13
Gregory, Randy, DE, 2015-16, 18, 2020-21
Kneeland, Marshawn, DE, 2024

95
Walen, Mark, DT, 1987-88
Hennings, Chad, DT, 1992-00
Chevrier, Randy, DT, 2001
Weatherington, Colston, DE, 2002
Claybrooks, DeVone, DT, 2004
Ferguson, Jason, DT, 2005-07
Johnson, Tank, NT, 2007-08
(Johnson also wore #66)
Siavil, Junior, NT, 2009
Lissemore, Sean, DE, 2010-12

Rayford, Caesar, DE, 2013
Brent, Josh, NT, 2010-12, 14
(Brent also wore #92)
Irving, David, DE, 2015-18
Covington, Christian, DT, 2019
Poe, Dontari, DT, 2020
Urban, Brent, DT, 2021
Ridgeway, John, DT, 2022
Hankins, Johnathan, DT, 2022-23

96
Stubbs, Daniel, DE, 1990-91
Carver, Shante, DE, 1994-97
(Carver also wore #98)
Anderson, Antonio, DT, 1997-98
Ekuban, Ebenezer, DE, 1999-03
Spears, Marcus, DE, 2005-12
(Spears also wore #98)
Hayden, Nick, DT, 2013-15
Collins, Maliek, DT, 2016-19
Jelks, Jalen, DE, 2019
Gallimore, Neville, DT, 2020-23
Rogers, Justin, DT, 2024

97
Ponder, David, DT, 1985
Lilly, Kevin, DT, 1989
Jones, Jimmie, DL, 1990-93
Pittman, Kavika, DE, 1996-99
Fields, Aaron, DE, 2000
Glover, La'Ro'i, DT, 2002-05
Hatcher, Jason, DE, 2006-13
McClain, Terrell, DT, 2014-16
Carson, Taco, DE, 2017-18
Hill, Trysten, DT, 2019-22
(Hill also wore #72)
Griffen, Everson, DE, 2020
Carter, Ron'Dell, DT, 2020
Odighizuwa, Osa, DT, 2021-24

98
Tippins, Ken, LB, 1989
Willis, Mitch, DT, 1990
Myles, Godfrey, LB, 1991-96
Carver, Shante, DE, 1994-97
(Carver also wore #96)
Ellis, Greg, DE/LB, 1998-08
Johnson, Curtis, LB, 2009
Spears, Marcus, DE, 2005-12
(Spears also wore #96)
Poppinga, Brady, LB, 2012
Lemon, Orié, LB, 2012, 2013
(Lemon also wore #58)
Crawford, Tyrone, DT, 2012-20
(Crawford also wore #70)
Bohanna, Quinton, DT, 2021-22
Davis, Carl, DT, 2023
Phillips, Jordan, DT, 2024

99
Brooks, Kevin, DT, 1985-88
Howard, David, LB, 1989-90
McCormack, Hurvin, DT, 1994-98
Davis, Nathan, DT, 1998-99
(Davis also wore #77)
Blade, Willie, DT, 2003
Enoah, Chad, DT, 2004
Canty, Chris, DE, 2005-08
Olshansky, Igor, DE, 2009-10
Coleman, Kenyon, DE, 2003-06, 11-12
(Coleman also wore #93)
Selvie, George, DE, 2013-14
Russell, Ryan, DE, 2015
Tapper, Charles, DE, 2016-17
Woods, Antwaun, DT, 2018-20
Hamilton, Justin, DT, 2019, 2020, 2021
(Hamilton also wore #79)
Golston, Chauncey, DE, 2021-24
(Golston also wore #59)

Cowboys All-Time Honor Roll

ALL-TIME PRO BOWL SELECTIONS

Name, Position	Total Selections	Consecutive Strak
Bob Lilly, DT	11	10 (1964-73)
Jason Witten, TE	11	7 (2004-10, 12-14)
Larry Allen, G/T	10	7 (1995-01)
Mel Renfro, S/CB	10	10 (1964-73)
Zack Martin, G	9	6 (2014-19, 21-23)
Randy White, DT	9	9 (1977-85)
Emmitt Smith, RB	8	6 (1990-95)
Tyron Smith, T	8	7 (2013-19)
DeMarcus Ware, LB	7	7 (2006-12)
Troy Aikman, QB	6	6 (1991-96)
Cliff Harris, S	6	6 (1974-79)
Chuck Howley, LB	6	5 (1965-69)
Nate Newton, G	6	5 (1992-96)
John Niland, G	6	6 (1968-73)
Don Perkins, RB	6	3 (1961-63, 66-68)
Roger Staubach, QB	6	5 (1975-79)
Rayfield Wright, T	6	6 (1971-76)
Flozell Adams, T	5	3 (2006-08)
George Andrie, DE	5	5 (1965-69)
Travis Frederick, C	5	4 (2014-17)
Cornell Green, CB/S	5	3 (1965-67)
Andre Gurode, C	5	5 (2006-10)
Michael Irvin, WR	5	5 (1991-95)
Lee Roy Jordan, LB	5	3 (1967-69)
Jay Novacek, TE	5	5 (1991-95)
Roy Williams, S	5	5 (2003-07)
Darren Woodson, S	5	5 (1994-98)
Pat Donovan, T	4	4 (1979-82)
Tony Dorsett, RB	4	3 (1981-83)
La'Roi Glover, DT	4	4 (2002-05)
Calvin Hill, RB	4	3 (1972-74)
CeeDee Lamb	4	4 (2021-24)
DeMarcus Lawrence	4	2 (2017-18, 22-23)
Harvey Martin, DE	4	4 (1976-79)
Micah Parsons	4	4 (2021-24)
Jay Ratliff, NT	4	4 (2008-11)
Tony Romo, QB	4	2 (2006-07)
Deion Sanders, CB/KR	4	4 (1996-99)
Everson Walls, CB	4	3 (1981-83)
Erik Williams, T	4	2 (1996-97)

PRO BOWL

1960 (1) -	Jim Doran, WR (1)
1961 (2) -	Dick Bielski, TE (1)
1962 (5) -	# Don Perkins, RB (1) Don Bishop, CB (1) Eddie LeBaron, QB (1) Bob Lilly, DE (1) Don Perkins, RB (2) Jerry Tubbs, LB (1)
1963 (3) -	Sam Baker, P (1) Lee Folkins, TE (1) Don Perkins, RB (3)
1964 (2) -	# Bob Lilly, DT (2) Mel Renfro, S (1)
1965 (6) -	George Andrie, DE (1) Cornell Green, CB (1) # Bob Hayes, WR (1) Chuck Howley, LB (1) Bob Lilly, DT (3) Mel Renfro, S (2)
1966 (9) -	George Andrie, DE (2) Cornell Green, CB (2) Bob Hayes, WR (2) Chuck Howley, LB (2) Bob Lilly, DT (4) Dave Manders, C (1) Don Meredith, QB (1) Don Perkins, RB (4) Mel Renfro, S (3)

1967 (10) -	George Andrie, DE (3) Cornell Green, CB (3) Bob Hayes, WR (3) Chuck Howley, LB (3) Lee Roy Jordan, LB (1) Bob Lilly, DT (5) Don Meredith, QB (2) Ralph Neely, T (1) Don Perkins, RB (5) Mel Renfro, S (4)
1968 (8) -	George Andrie, DE (4) Chuck Howley, LB (4) Lee Roy Jordan, LB (2) Bob Lilly, DT (6) Don Meredith, QB (3) John Niland, G (1) Don Perkins, RB (6) Mel Renfro, CB (5)
1969 (8) -	a # George Andrie, DE (5) Calvin Hill, RB (1) Chuck Howley, LB (5) Lee Roy Jordan, LB (3) Bob Lilly, DT (7) Ralph Neely, T (2) John Niland, G (2) Mel Renfro, CB (6) Bob Lilly, DT (8)
1970 (3) -	b John Niland, G (3) Mel Renfro, CB (7)
1971 (8) -	b Cornell Green, S (4) Chuck Howley, LB (6) Bob Lilly, DT (9) John Niland, G (4) Mel Renfro, S (8) Roger Staubach, QB (1) Ron Widby, P (1) Rayfield Wright, T (1) Walt Garrison, RB (1) Cornell Green, S (5) Calvin Hill, RB (2) Bob Lilly, DT (10) John Niland, G (5) Mel Renfro, CB (9) Rayfield Wright, T (2)
1972 (7) -	* Calvin Hill, RB (3) * Bob Lilly, DT (11) * John Niland, G (6) * Mel Renfro, CB (10) * Rayfield Wright, T (3)
1973 (6) -	* Calvin Hill, RB (4) * Lee Roy Jordan, LB (4) * Bob Lilly, DT (11) * John Niland, G (6) * Mel Renfro, CB (10) * Rayfield Wright, T (3)
1974 (6) -	Cliff Harris, S (1) Calvin Hill, RB (4) Lee Roy Jordan, LB (5) Blaine Nye, G (1) Drew Pearson, WR (1) Rayfield Wright, T (4) Cliff Harris, S (2)
1975 (3) -	* Roger Staubach, QB (2) Rayfield Wright, T (5)
1976 (8) -	* Billy Joe DuPree, TE (1) Cliff Harris, S (3) Harvey Martin, DE (1) Blaine Nye, G (2) Drew Pearson, WR (2) Roger Staubach, QB (3) Charlie Waters, S (1) Rayfield Wright, T (6)
1977 (8) -	* Billy Joe DuPree, TE (2) Cliff Harris, S (4) Efen Herrera, K (1) Harvey Martin, DE (2) Drew Pearson, WR (3) Roger Staubach, QB (4) Charlie Waters, S (2) Randy White, DT (1)
1978 (9) -	* Tony Dorsett, RB (1) Billy Joe DuPree, TE (3)

Cliff Harris, S (5)
 Thomas Henderson, LB (1)
 Tony Hill, WR (1)
 * Harvey Martin, DE (3)
Roger Staubach, QB (5)
Charlie Waters, S (3)
 Randy White, DT (2)
 Bob Breunig, LB (1)
Pat Donovan, T (1)
 Cliff Harris, S (6)
 Tony Hill, WR (2)
Harvey Martin, DE (4)
 Herb Scott, G (1)
Roger Staubach, QB (6)
 Randy White, DT (3)
Bob Breunig, LB (2)
 Pat Donovan, T (2)
Herb Scott, G (2)
Randy White, DT (4)
 1981 (7) - **Pat Donovan, T (3)**
Tony Dorsett, RB (2)
Ed Jones, DE (1)
Herb Scott, G (3)
 Rafael Septien, K (1)
 # Everson Walls, CB (1)
Randy White, DT (5)
 1982 (7) - **Bob Breunig, LB (3)**
Pat Donovan, T (4)
Tony Dorsett, RB (3)
Ed Jones, DE (2)
Everson Walls, CB (2)
 Danny White, QB (1)
Randy White, DT (6)
 1983 (5) - **Doug Cosbie, TE (1)**
 Tony Dorsett, RB (4)
Ed Jones, DE (3)
Everson Walls, CB (3)
Randy White, DT (7)
 1984 (3) - **Bill Bates, ST (1)**
Doug Cosbie, TE (2)
Randy White, DT (8)
 1985 (4) - **Doug Cosbie, TE (3)**
 Tony Hill, WR (3)
Everson Walls, CB (4)
Randy White, DT (9)
 1987 (1) - **Herschel Walker, RB (1)**
 1988 (1) - **Herschel Walker, RB (2)**
 1990 (1) - # **Emmitt Smith, RB (1)**
 1991 (4) - **Troy Aikman, QB (1)**
 @ **Michael Irvin, WR (1)**
Jay Novacek, TE (1)
Emmitt Smith, RB (2)
 1992 (6) - **Troy Aikman, QB (2)**
Michael Irvin, WR (2)
Nate Newton, G (1)
Jay Novacek, TE (2)
Emmitt Smith, RB (3)
Mark Stepnoski, C (1)
 1993 (11) - %* **Troy Aikman, QB (3)**
 Thomas Everett, S (1)
Michael Irvin, WR (3)
Daryl Johnston, FB (1)
Russell Maryland, DT (1)
Nate Newton, G (2)
Ken Norton, LB (1)
Jay Novacek, TE (3)
 * **Emmitt Smith, RB (4)**
 * **Mark Stepnoski, C (2)**
Erik Williams, T (1)
 1994 (11) - **Troy Aikman, QB (4)**
Charles Haley, DE (1)
Michael Irvin, WR (4)
Daryl Johnston, FB (2)
Leon Lett, DT (1)
Nate Newton, G (3)
Jay Novacek, TE (4)
 * **Emmitt Smith, RB (5)**
Mark Stepnoski, C (3)
Mark Tuinei, T (1)
Darren Woodson, S (1)

1995 (10) - * **Troy Aikman, QB (5)**
Larry Allen, G (1)
 * **Ray Donaldson, C (1)**
Charles Haley, DE (2)
Michael Irvin, WR (5)
Nate Newton, G (4)
Jay Novacek, TE (5)
Emmitt Smith, RB (6)
Mark Tuinei, T (2)
Darren Woodson, S (2)
 1996 (9) - * **Troy Aikman, QB (6)**
Larry Allen, G (2)
 * **Ray Donaldson, C (2)**
Nate Newton, G (5)
 * **Deion Sanders, CB (1)**
Jim Schwartz, ST (1)
Tony Tolbert, DE (1)
Erik Williams, T (2)
Darren Woodson, S (3)
 1997 (4) - **Larry Allen, G (3)**
 * **Deion Sanders, CB (2)**
Erik Williams, T (3)
 * **Darren Woodson, S (4)**
 1998 (6) - **Larry Allen, T (4)**
Leon Lett, DT (2)
Nate Newton, G (6)
Deion Sanders, CB/KR (3)
Emmitt Smith, RB (7)
Darren Woodson, S (5)
 1999 (5) - * **Larry Allen, G (5)**
Dexter Coakley, LB (1)
 * **Deion Sanders, CB (4)**
Emmitt Smith, RB (8)
Erik Williams, T (4)
 2000 (1) - **Larry Allen, G (6)**
 2001 (2) - * **Larry Allen, G (7)**
Dexter Coakley, LB (2)
 2002 (1) - **La'Roi Glover, DT (1)**
 2003 (5) - **Flozell Adams, T (1)**
Larry Allen, G (8)
Dexter Coakley, LB (3)
La'Roi Glover, DT (2)
Roy Williams, S (1)
Flozell Adams, T (2)
 2004 (5) - **Larry Allen, G (9)**
La'Roi Glover, DT (3)
Roy Williams, S (2)
Jason Witten, TE (1)
 2005 (4) - **Larry Allen, G (10)**
La'Roi Glover, DT (4)
Roy Williams, S (3)
Jason Witten, TE (2)
 2006 (7) - **Flozell Adams, T (3)**
Andre Gurode, C (1)
Mat McBriar, P (1)
Tony Romo, QB (1)
DeMarcus Ware, LB (1)
Roy Williams, S (4)
Jason Witten, TE (3)
 2007 (13) - **Flozell Adams, T (4)**
Marion Barber III, RB (1)
Leonard Davis, G (1)
Greg Ellis, LB (1)
 # **Nick Folk, K (1)**
Andre Gurode, C (2)
Ken Hamlin, S (1)
Terence Newman, CB (1)
Terrell Owens, WR (1)
Tony Romo, QB (2)
DeMarcus Ware, LB (2)
Roy Williams, S (5)
Jason Witten, TE (4)
 2008 (6) - * **Flozell Adams, T (5)**
Leonard Davis, G (2)
Andre Gurode, C (3)
Jay Ratliff, NT (1)
DeMarcus Ware, LB (3)
Jason Witten, TE (5)

STAFF

2009 (9) - Miles Austin, WR (1)
Leonard Davis, G (3)
* Andre Gurode, C (4)
Mike Jenkins, CB (1)
Terence Newman, CB (2)
Jay Ratliff, NT (2)
Tony Romo, QB (3)
DeMarcus Ware, LB (4)

2010 (6) - Jason Witten, TE (6)
Miles Austin, WR (2)
Andre Gurode, C (5)
Mat McBriar, P (2)
Jay Ratliff, NT (3)
DeMarcus Ware, LB (5)
Jason Witten, TE (7)
Jay Ratliff, NT (4)

2011 (2) - DeMarcus Ware, LB (6)
2012 (3) - * DeMarcus Ware, LB (7)
Anthony Spencer, LB (1)
Jason Witten, TE (8)

2013 (5) - Dez Bryant, WR (1)
Jason Hatcher, DT (1)
DeMarco Murray, RB (1)
Tyron Smith, T (1)
Jason Witten, TE (9)

2014 (8) - * Dez Bryant, WR (2)
Travis Frederick, C (1)
Louis-Philippe Ladouceur, LS (1)
Zack Martin, G (1)
DeMarco Murray, RB (2)
Tony Romo, QB (4)
Tyron Smith, T (2)
Jason Witten, TE (10)

2015 (5) - Dan Bailey, K (1)
Travis Frederick, C (2)
Sean Lee, LB (1)
Zack Martin, G (2)
Tyron Smith, T (3)

2016 (6) - Bryant, Dez, WR (3)
Ezekiel Elliott, RB (1)
Travis Frederick, C (3)
Sean Lee, LB (2)
Zack Martin, G (3)
Dak Prescott, QB (1)
Tyron Smith, T (4)

2017 (5) - Travis Frederick, C (4)
* Zack Martin, G (4)
DeMarcus Lawrence, DE (1)
* Tyron Smith, T (5)

2018 (8) - Jason Witten, TE (11)
Amani Cooper, WR (1)
Ezekiel Elliott, RB (2)
Byron Jones, CB (1)
DeMarcus Lawrence, DE (2)
Zack Martin, G (5)
Dak Prescott, QB (2)
Tyron Smith, T (6)

2019 (6) - # Leighton Vander Esch, LB (1)
Amani Cooper, WR (2)
Ezekiel Elliott, RB (3)
Zack Martin, G (6)
Travis Frederick, C (5)
Jaylon Smith, LB (1)

2020 (6) - Tyron Smith, T (7)
Bryan Anger, P (1)
Trevon Diggs, CB (1)
Zack Martin, G (7)
CeeDee Lamb (1)

2021 (6) - # Micah Parsons, LB (1)
Tyron Smith, T (8)
2022 (8) - Tyler Biadasz, C (1)
Trevon Diggs, CB (2)
CeeDee Lamb, WR (2)
DeMarcus Lawrence, DE (3)
Zack Martin, G (8)
Micah Parsons, LB (2)

2023 (10) - # Tony Pollard, RB (1)
KaVontae Turpin, KR/PR (1)
Bryan Anger, P (2)
Brandon Aubrey, K (1)
DaRon Bland, CB (1)

Jake Ferguson, TE (1)
CeeDee Lamb, WR (3)
DeMarcus Lawrence, DE (4)
Zack Martin, G (9)
Micah Parsons, LB (3)
Dak Prescott, QB (3)
Tyler Smith, G (1)

2024 (5) - Brandon Aubrey, K (2)
CeeDee Lamb, WR (4)
Micah Parsons, DE (4)
Tyler Smith, G (2)
KaVontae Turpin, KR/PR (2)

BOLD starter

* selected but did not play

rookie

@ most valuable player

a named outstanding lineman

b named outstanding back

% top vote getter

ALL-PRO

1962 (2) - Don Perkins, RB (1, AP, NEA)
Jerry Tubbs, LB (1, TSN)

1963 (1) - Chuck Howley, LB (1, TSN)

1964 (3) - Frank Clarke, TE (1, AP)
Bob Lilly, DT (1, AP, UPI, NEA)
Jim Ridlon, DB (1, TSN)

1965 (3) - # Bob Hayes, WR (1, TSN)
Bob Lilly, DT (2, AP, UPI, NEA, TSN)
Mel Renfro, S (1, NEA, TSN)

1966 (7) - Cornell Green, CB (1, AP, NEA, TSN)
Bob Hayes, WR (2, AP, UPI, NEA, TSN)
Chuck Howley, LB (2, AP, UPI, NEA)
Lee Roy Jordan, LB (1, TSN)
Bob Lilly, DT (3, AP, UPI, NEA, TSN)
Ralph Neely, T (1, TSN)

1967 (7) - Dan Reeves, RB (1, TSN)
George Andrie, DE (1, TSN)
Cornell Green, CB (2, AP, UPI, NEA, TSN)
Bob Hayes, WR (3, TSN)
Chuck Howley, LB (3, AP, TSN)
Bob Lilly, DT (4, AP, UPI, NEA, TSN)
Ralph Neely, T (2, AP, UPI, NEA, TSN)
Mel Renfro, S (2, TSN)

1968 (5) - Cornell Green, CB (3, NEA)
Bob Hayes, WR (4, AP)
Chuck Howley, LB (4, AP, NEA)
Bob Lilly, DT (5, AP, UPI, NEA)
Ralph Neely, T (3, AP, UPI, NEA)

1969 (7) - # Cornell Green, CB (4, UPI)
Calvin Hill, RB (1, AP, UPI)
Chuck Howley, LB (5, AP, UPI, NEA)
Bob Lilly, DT (6, AP, NEA)
Ralph Neely, T (4, AP, UPI, NEA)
John Niland, G (1, AP)
Mel Renfro, S (3, NEA)

1970 (1) - Chuck Howley, LB (6, AP, PFWA)

1971 (4) - Bob Lilly, DT (7, AP, PFWA, NEA)
John Niland, G (2, AP, PFWA)
Mel Renfro, S (4, AP, NEA)
Rayfield Wright, T (1, AP, PFWA)

1972 (3) - John Niland, G (3, AP)
Blaine Nye, CB (1, NEA)
Rayfield Wright, T (2, AP, UPI, PFWA, NEA)

1973 (4) - Calvin Hill, RB (2, PFWA)
Lee Roy Jordan, LB (2, NEA, PFWA)
Mel Renfro, CB (5, NEA, PFW, PFWA)
Rayfield Wright, T (3, AP, PFWA)

1974 (1) - Drew Pearson, WR (1, AP, PFWA)

1975 (2) - Cliff Harris, S (1, NEA)
Rayfield Wright, T (4, NEA)

1976 (2) - Cliff Harris, S (2, AP, PFWA, NEA)

1977 (5) - Drew Pearson, WR (2, AP, PFWA)
Cliff Harris, S (3, AP, PFWA, NEA)

Efren Herrera, K (1, AP, PFWA, NEA)

Harvey Martin, DE (1, AP, PFWA, NEA)

Drew Pearson, WR (3, AP, PFWA, NEA)

Charlie Waters, S (1, PFWA)

1978 (3) - Cliff Harris, S (4, AP, PFWA)
Charlie Waters, S (2, PFWA, NEA)
Randy White, DT (1, AP, PFWA, NEA)

2024 SEASON

RECORDS

PLAYOFF RECORDS

HISTORY

SIDELINES

1979 (1) - Randy White, DT (2, AP, PFWA, NEA)
 1980 (2) - Herb Scott, G (1, AP, NEA)
 Randy White, DT (3, PFWA, NEA)

1981 (5) - Tony Dorsett, RB (1, AP, PFWA, NEA)
 Ed Jones, DE (1, NEA)
 Herb Scott, G (2, AP)
 Rafael Septien, K (1, AP, PFWA)
 Randy White, DT (4, AP, PFWA, NEA)
 Ed Jones, DE (2, AP)

1982 (3) - Everson Walls, CB (1, PFWA)
 Randy White, DT (5, AP, PFWA, NEA)
 Everson Walls, CB (2, AP)

1983 (2) - Randy White, DT (6, AP, PFWA)
 Michael Downs, S (PFWA)

1984 (2) - Randy White, DT (7, AP, PFWA, NEA)
 Everson Walls, CB (3, PFWA)
 Randy White, DT (8, AP, NEA)

1989 (1) - Eugene Lockhart, LB (1, TSN)
 1991 (2) - Michael Irvin, WR (1, AP, PFWA, NEA, TSN)
 Jay Novacek, TE (1, CPFN)

1992 (4) - Kelvin Martin, PR (1, AP, PFWA)
 Jay Novacek, TE (2, AP, PFW, PFWA, CPFN)
 Emmitt Smith, RB (1, AP, PFW, PFWA, NEA, TSN, CPFN, FD)
 Mark Stepnoski, C (1, NEA)

1993 (3) - Troy Aikman, QB (1, TSN)
 Emmitt Smith, RB
 (2, AP, PFWA, PFW, TSN, CPFN, FD)
 Erik Williams, T
 (1, AP, PFWA, PFW, TSN, CPFN, FD)

1994 (4) - Charles Haley, DE
 (1, AP, PFWA, PFW, TSN, CPFN, FD)
 Nate Newton, G
 (1, AP, PFWA, PFW, CPFN, FD)
 Emmitt Smith, RB
 (3, AP, PFWA, PFW, TSN, CPFN, FD)
 Darren Woodson, S
 (1, AP, PFWA, PFW, TSN, CPFN, FD)

1995 (6) - Larry Allen, G (1, TSN, CPFN, FD)
 Nate Newton, G
 (2, AP, PFWA, PFW, TSN, FD)
 Deion Sanders, CB (1, TSN)
 Emmitt Smith, RB
 (4, AP, PFWA, PFW, TSN, CPFN, FD)
 Erik Williams, T (2, TSN)
 Darren Woodson, S
 (2, AP, PFWA, PFW, TSN, CPFN, FD)

1996 (5) - Larry Allen, G (2, AP, PFWA, PFW, TSN, CPFN, FD)
 Deion Sanders, CB (2, AP, PFWA, PFW, TSN)
 Jim Schwartz, ST (1, PFWA, PFW)
 Erik Williams, T (3, AP)
 Darren Woodson, S (3, AP, PFWA, PFW, TSN, CPFN, FD)

1997 (3) - Larry Allen, G (3, AP, PFWA, PFW, TSN, CPFN, FD)
 Richie Cunningham, K (1, AP, TSN)
 Deion Sanders, CB (3, AP, PFWA, PFW, TSN)
 Larry Allen, T (4, AP, PFW, TSN)

1998 (3) - Deion Sanders, CB (4, AP, PFW, TSN, FD)
 KR (1, PFW)
 Darren Woodson, S (4, TSN)

1999 (2) - Larry Allen, G (5, AP, PFW, TSN, PFN)
 Deion Sanders, CB (4, TSN)

2000 (1) - Larry Allen, G (6, AP, PFW, CPFN, TSN)
 2001 (1) - Larry Allen, G (7, AP, PFW, FD, CPFN, TSN)
 2002 (1) - La Roi Glover, DT (1, FW, CPFN, TSN)
 2003 (1) - Roy Williams, S (1, AP, PFW, FD, TSN)
 2007 (4) - Andre Gurode, C (1, TSN)
 Terrell Owens, WR (1, AP, PFW, PFWA)
 DeMarcus Ware, LB (1, AP, PFW, PFWA, TSN)
 Jason Witten, TE (1, AP, PFW, PFWA, TSN)

2008 (2) - DeMarcus Ware, LB (2, AP, SI, TSN)
 Jason Witten, TE (2, PFW, PFWA)

2009 (2) - DeMarcus Ware, LB (3, AP, PFW, PFWA)
 Jay Ratliff, NT (1, AP)

2010 (1) - Jason Witten, TE (3, AP, PFW, PFWA, TSN)
 2011 (1) - DeMarcus Ware, LB (4, AP, PFW, PFWA, SI, TSN)

2012 (2) - DeMarcus Ware, LB (5, TSN)
 Jason Witten, TE (4, TSN, SI)
 Tyron Smith, T (1, TSN, SI)

2013 (1) - Dez Bryant, WR (1, AP, MMQB, PFWA)
 2014 (5) - Travis Frederick, C (1, PFWA, MMQB, TSN)
 # Zack Martin, G (1, AP)
 DeMarco Murray, RB (1, AP, MMQB, PFWA, TSN)
 Tyron Smith, T (2, AP, TSN)
 Zack Martin, G (2, PFWA, TSN)
 Tyron Smith, T (3, PFWA, TSN)

2015 (2) - Ezekiel Elliott, RB (1, AP, TSN)
 2016 (5) - # Travis Frederick, C (2, AP, TSN)
 Sean Lee, LB (1, AP)
 Zack Martin, G (3, AP)
 Tyron Smith, T (4, AP, TSN)
 2017 (1) - Zack Martin, G (4, PFWA, TSN)
 2018 (3) - Ezekiel Elliott, RB (2, PFWA)
 Zack Martin, G (5, AP, PFWA, TSN)
 Tyron Smith, T (4, TSN)
 2019 (1) - Zack Martin, G (6, AP, TSN)
 2021 (3) - Trevon Diggs, CB (1, AP, PFWA)
 Zack Martin, G (7, AP, PFWA)
 # Micah Parsons, LB (1, AP, PFWA)
 Zack Martin, G (8, AP, NFLPA, PFWA, TP)
 Micah Parsons, LB (2, AP, PFWA, TSN)
 KaVontae Turpin, KR/PR (1, NFLPA, TP)
 Brandon Aubrey, K (1, AP, NFLPA, PFWA, TSN)
 DaRon Bland, CB (1, AP, NFLPA, PFWA, TSN)
 CeeDee Lamb, WR (1, AP, NFLPA, PFWA, TSN)
 Zack Martin, G (9, AP, NFLPA, PFWA, TP)

ALL-NFC

1970 (3) - Chuck Howley, LB (AP, UPI)
 John Niland, G (UPI)
 Mel Renfro, CB (AP)

1971 (1) - Roger Staubach, QB (AP, PFW, TSN)
 1972 (3) - Bob Lilly, DT (AP, UPI)
 John Niland, G (AP, UPI)
 Rayfield Wright, T (AP, UPI)

1973 (5) - Calvin Hill, RB (AP, UPI)
 Lee Roy Jordan, LB (AP, UPI)
 John Niland, G (AP, UPI)
 Mel Renfro, CB (AP, UPI)
 Rayfield Wright, T (AP, UPI)
 Cliff Harris, S (AP, UPI)

1974 (3) - Drew Pearson, WR (AP, UPI)
 Rayfield Wright, T (AP, UPI)

1976 (5) - Billy Joe DuPree, TE (AP, UPI)
 Cliff Harris, S (AP, UPI)
 Blaine Nye, G (AP)
 Drew Pearson, WR (AP, UPI)
 Roger Staubach, QB (AP, TSN)

1977 (5) - Cliff Harris, S (UPI)
 Efen Herrera, K (UPI)
 Harvey Martin, DE (UPI)
 Drew Pearson, WR (UPI)
 Roger Staubach, QB (PFW, TSN, UPI)

1978 (6) - Tony Dorsett, RB (UPI)
 Billy Joe DuPree, TE (UPI)
 Cliff Harris, S (UPI)
 Herb Scott, G (UPI)
 Roger Staubach, QB (PFW)
 Charlie Waters, S (UPI)
 Randy White, DT (UPI)

1979 (6) - Bob Breunig, LB (PFW)
 Pat Donovan, T (UPI, PFW, TSN)
 Cliff Harris, S (TSN)
 Herb Scott, G (UPI, TSN)
 Roger Staubach, QB (UPI, PFW, TSN)
 Randy White, DT (UPI, PFW)

1980 (4) - Bob Breunig, LB (UPI)
 Pat Donovan, T (UPI)
 Herb Scott, G (UPI)
 Randy White, DT (UPI, PFW, TSN)

1981 (5) - Tony Dorsett, RB (UPI)
 Herb Scott, G (UPI)
 Ed Jones, DE (UPI)

STAFF

1981, cont.

Rafael Septien, K (UPI)
Randy White, DT (UPI)

1982 (5) -

Bob Breunig, LB (UPI)
Pat Donovan, T (UPI)
Everson Walls, CB (UPI)

1983 (4) -

Randy White, DT (UPI)
Bob Breunig, LB (UPI)
Ed Jones, DE (UPI, PFW)
Everson Walls, CB (PFW)

1984 (4) -

Randy White, DT (UPI, PFW)
Bill Bates, S (PFW)
Michael Downs, S (UPI)
Everson Walls, CB (UPI)

1985 (5) -

Randy White, DT (UPI, FN)
Doug Cosbie, TE (UPI)
Michael Downs, S (UPI)
Tony Hill, WR (FN)
Everson Walls, CB (UPI, FN)

1986 (1) -

Randy White, DT (FN)

1987 (1) -

Herschel Walker, RB (PFW)

1988 (1) -

Herschel Walker, RB (UPI)

1991 (3) -

Michael Irvin, WR (UPI, FN)
Jay Novacek, TE (UPI, FN, PFW)
Emmitt Smith, RB (UPI, FN, PFW)

1992 (4) -

Nate Newton, G (UPI, FN)
Jay Novacek, TE (UPI, FN)
Emmitt Smith, RB (UPI, FN)
Mark Stepnoski, C (UPI, FN)

1993 (5) -

Troy Aikman, QB (FN)
Ken Norton, LB (FN)
Emmitt Smith, RB (UPI, FN)
Mark Stepnoski, C (UPI, FN)
Erik Williams, T (UPI, FN)
Charles Haley, DE (UPI, FN)
Leon Lett, DT (UPI, FN)
Nate Newton, G (UPI, FN)
Emmitt Smith, RB (UPI, FN)
Mark Stepnoski, C (UPI, FN)
Darren Woodson, S (UPI, FN)

1995 (5) -

Larry Allen, G (FN)
Nate Newton, G (UPI)
Jay Novacek, TE (UPI)
Emmitt Smith, RB (UPI, FN)
Darren Woodson, S (UPI, FN)

1996 (4) -

Larry Allen, G (UPI, FN)
Deion Sanders, CB (UPI, FN)
Tony Tolbert, DE (UPI, FN)
Darren Woodson, S (UPI, FN)

1997 (2) -

Larry Allen, G (PFW, PFWA, FN)

1998 (2) -

Deion Sanders, CB (PFW, PFWA, FN)
Larry Allen, T (PFW, FN)

1999 (3) -

Deion Sanders, CB (PFW, FN)
KR (PFW, FN)

2000 (1) -

Larry Allen, G (PFW, FN)

2001 (1) -

Larry Allen, G (PFW, FN)

2002 (1) -

La'Roi Glover, DT (PFW)

2003 (3) -

La'Roi Glover, DT (PFW)
Dat Nguyen, LB (PFW)
Roy Williams, S (PFW)

2004 (1) -

Jason Witten, TE (PFW)

2006 (2) -

DeMarcus Ware, LB (PFW, PFWA)
Mat McBriar, P (PFW, PSFA)
Flozell Adams, T (PFW, PFWA)

2007 (5) -

Nick Folk, K (PFW, PFWA)
Terrell Owens, WR (PFW, PFWA)
DeMarcus Ware, LB (PFW, PFWA)
Jason Witten, TE (PFW, PFWA)

2008 (3) -

Jay Ratliff, NT (PFW, PFWA)
DeMarcus Ware, LB (PFW, PFWA)
Jason Witten, TE (PFW, PFWA)

2009 (3) -

Andre Gurode, C (PFWA)
Jay Ratliff, DT (PFWA)
DeMarcus Ware, LB (PFWA)

2010 (3) -

Mat McBriar, P (PFWA)
DeMarcus Ware, LB (PFWA)
Jason Witten, TE (PFWA)

2011 (1) -

DeMarcus Ware, LB (PFWA)

2012 (2) -

Dwayne Harris, PR (PFWA)

2014 (6) -

Jason Witten, TE (PFWA)
Dan Bailey, K (PFWA)
Dez Bryant, WR (PFWA)
Travis Frederick, C (PFWA)

#

Zack Martin, G (PFWA)
DeMarco Murray, RB (PFWA)
Tyron Smith, T (PFWA)

2015 (2) -

Zack Martin, G (PFWA)

2016 (4) -

#

Tyron Smith, T (PFWA)
Ezekiel Elliott, RB (PFWA)
Travis Frederick, C (PFWA)
Zack Martin, G (PFWA)
Tyron Smith, T (PFWA)

2017 (2) -

DeMarcus Lawrence, DE (PFWA)

2018 (4) -

Zack Martin, G (PFWA)
Ezekiel Elliott, RB (PFWA)
Byron Jones, CB (PFWA)
DeMarcus Lawrence, DE (PFWA)

2021 (4) -

Zack Martin, G (PFWA)
Bryan Anger, P (PFWA)
Trevon Diggs, CB (PFWA)
Zack Martin, G (PFWA)
Micah Parsons, LB (PFWA)

2022 (2) -

Zack Martin, G (PFWA)

2023 (7) -

Micah Parsons, LB (PFWA)
Bryan Anger, P (PFWA)
Brandon Aubrey, K (PFWA)
DaRon Bland, CB (PFWA)
CeeDee Lamb, WR (PFWA)
Zack Martin, G (PFWA)

2024 (3) -

Micah Parsons, LB (PFWA)
Dak Prescott, QB (PFWA)
Brandon Aubrey, K (PFWA)
Micah Parsons, DE (PFWA)
KaVontae Turpin, KR (PFWA)

ALL-ROOKIE

1974 -

Eiren Herrera, K (PFWA)

1975 -

Ed Jones, DE (PFWA)
Burton Lawless, G (PFWA)

1977 -

Randy White, LB (PFWA)

1979 -

Tony Dorsett, RB (PFWA)

1981 -

Aaron Mitchell, CB (UPI)

1983 -

Everson Walls, CB (PFWA, UPI)

1983 -

Bill Bates, S (PFWA, UPI, PFW)

1984 -

Eugene Lockhart, LB (PFWA, UPI, PFW, FD)

1987 -

Roger Ruzek, K (UPI, PFW)

1988 -

Michael Irvin, WR (FD)

1989 -

Troy Aikman, QB (PFWA, UPI, PFW, CPFN)

1990 -

James Dixon, KR (UPI, PFW)

1990 -

Jimmie Jones, DT (PFWA, UPI, PFW)

1991 -

Emmitt Smith, RB
(PFWA, UPI, FN, PFW, FD, CPFN)

1991 -

Larry Brown, CB (PFWA, PFW, FD, FN)

1992 -

Darrick Brownlow, LB (PFWA)

1992 -

Russell Maryland, DT (PFWA, CPFN, PFW)

1992 -

Robert Jones, LB (PFWA, PFW, CPFN, FN)

1993 -

Darren Woodson, ST (PFW, PFWA)

1993 -

Darrin Smith, LB (PFWA, CPFN, PFW, FN, FD)

1994 -

Kevin Williams, WR (FN)

1994 -

Larry Allen, T (PFWA, PFW, CPFN, FN)

1997 -

Chris Boniol, K (PFWA, PFW)

1997 -

Antonio Anderson, DT (PFW)

1998 -

Dexter Coakley, LB (PFW, FN)

1998 -

Flozell Adams, G (FD)

1999 -

Greg Ellis, DE (FN, FD)

1999 -

Ebenezer Ekuban, DE (PFW, FN)

2002 -

Dat Nguyen, ST (FD)

2002 -

Peppi Zellner, DE (CPFN)

2002 -

Antonio Bryant, WR (PFW)

2003 -

Derek Ross, CB (PFW)

2003 -

Roy Williams, S (PFW)

2003 -

Terence Newman, CB (PFW)

2004 -

Zurii Smith, PR (PFW)

2004 -

Jason Witten, TE (PFW)

2005 -

Julius Jones, RB (PFW)

2005 -

Marcus Spears, DE (PFW)

2007 -

Nick Folk, K (PFW, PFWA)

ALL-TIME HONORS

2024 SEASON

RECORDS

PLAYOFF RECORDS

HISTORY

SIDELINES

2010	-	Dez Bryant, WR (PFW, PFWA, TSN)
2011	-	Dan Bailey, K (PFW, PFWA) DeMarco Murray, RB (PFW, PFWA) Tyron Smith, T (PFW, PFWA)
2013	-	Travis Frederick, C (PFW, PFWA)
2014	-	Zack Martin, G (PFWA)
2016	-	Ezekiel Elliott, RB (PFWA) Dak Prescott, QB (PFWA)
2017	-	Ryan Switzer, KR (PFWA)
2018	-	Leighton Vander Esch, LB (PFWA)
2021	-	Micah Parsons, LB (PFWA)
2022	-	Tyler Smith, T (PFWA)

ALL-DECADE

1960s	-	Bob Lilly, DE Ralph Neely, T
1970s	-	Cliff Harris, S Bob Lilly, DT Harvey Martin, DE Drew Pearson, WR Roger Staubach, QB Rayfield Wright, T
1980s	-	Randy White, DT
1990s	-	Larry Allen, G Michael Irvin, WR Deion Sanders, CB and PR Emmitt Smith, RB Mark Stepnoski, C
2000s	-	Larry Allen, G La Roi Glover, DT Terrell Owens, WR DeMarcus Ware, LB
2010s	-	Zack Martin, G Tyron Smith, T

OTHER HONORS

NFL COACH OF THE YEAR

1966	-	Tom Landry (AP)
1990	-	Jimmy Johnson (AP)
1991	-	Jimmy Johnson (FD)
2016	-	Jason Garrett (AP, PFWA, MMQB)

NFC COACH OF THE YEAR

1966	-	Tom Landry (UPI)
1975	-	Tom Landry (UPI)
1978	-	Tom Landry (FN)
1990	-	Jimmy Johnson (UPI, CPFN)

EXECUTIVE OF THE YEAR

1977	-	Tex Schramm (TSN)
2003	-	Jerry Jones (FD)
2009	-	Jerry Jones (SBJ)
2014	-	Jerry Jones (PFWA)

ASSISTANT COACH OF THE YEAR

2021	-	Dan Quinn (AP, PFWA)
------	---	----------------------

NFL MOST VALUABLE PLAYER

1993	-	Emmitt Smith (AP, PFWA, TSN, PFW, FD)
------	---	---------------------------------------

SPORTS FACILITY OF THE YEAR AWARD

2010	-	AT&T Stadium (SBJ)
------	---	--------------------

BERT BELL AWARD

(presented by Maxwell Club to NFL Player of the Year)

1966	-	Don Meredith, QB
1971	-	Roger Staubach, QB
1993	-	Emmitt Smith, RB

NFC PLAYER OF THE YEAR

1971	-	Roger Staubach
1981	-	Tony Dorsett (UPI)
1993	-	Emmitt Smith (FN)

NFL OFFENSIVE PLAYER OF THE YEAR

1993	-	Emmitt Smith (UPI, PFW, CPFN)
2014	-	DeMarco Murray (AP, PFWA)

NFL DEFENSIVE PLAYER OF THE YEAR

1977	-	Harvey Martin (AP, UPI, PFW)
1994	-	Charles Haley (FD)

NFC DEFENSIVE PLAYER OF THE YEAR

1994	-	Charles Haley (UPI)
------	---	---------------------

NFC OFFENSIVE LINEMAN OF THE YEAR

1996	-	Larry Allen (NFLPA)
1997	-	Larry Allen (NFLPA)

NFC DEFENSIVE BACK OF THE YEAR

1997	-	Deion Sanders (NFLPA)
------	---	-----------------------

NFC SPECIAL TEAMS PLAYER OF THE YEAR

1984	-	Bill Bates (USA Today, NFLPA)
------	---	-------------------------------

NFC KICKER OF THE YEAR

1997	-	Richie Cunningham (NFLPA)
------	---	---------------------------

NFL DEFENSIVE BACK OF THE YEAR

1982	-	Everson Walls (NFL Alumni)
------	---	----------------------------

NFL DEFENSIVE LINEMAN OF THE YEAR

1982	-	Randy White (NFL Alumni)
------	---	--------------------------

NFL OFFENSIVE LINEMAN OF THE YEAR

1994	-	Nate Newton (NFL Alumni)
1997	-	Larry Allen (NFL Alumni)

NFL QUARTERBACK OF THE YEAR

1993	-	Troy Aikman (NFL Alumni)
------	---	--------------------------

NFL RUNNING BACK OF THE YEAR

1992	-	Emmitt Smith (NFL Alumni)
1993	-	Emmitt Smith (NFL Alumni)
1995	-	Emmitt Smith (NFL Alumni)

NFL WIDE RECEIVER OF THE YEAR

1991	-	Michael Irvin (NFL Alumni)
------	---	----------------------------

NFL TIGHT END OF THE YEAR

1993	-	Jay Novacek (NFL Alumni)
2010	-	Jason Witten (NFL Alumni)

NFL SPECIAL TEAMS PLAYER OF THE YEAR

1983	-	# Bill Bates (NFL Alumni)
1984	-	Bill Bates (NFL Alumni)
1996	-	Jim Schwantz (NFL Alumni)
1998	-	Deion Sanders (NFL Alumni)

GOLDEN TOE TROPHY (PFW) (top placekicker)

1981	-	Rafael Septien
------	---	----------------

NFL ROOKIE OF THE YEAR

1977	-	Tony Dorsett (NEA, PFWA, TSN)
2016	-	Ezekiel Elliott (PFWA, MMQB, TSN)
2021	-	Micah Parsons (PFWA)

NFC ROOKIE OF THE YEAR

1977	-	Tony Dorsett (UPI, TSN)
1992	-	Robert Jones, (UPI)

NFL OFFENSIVE ROOKIE OF THE YEAR

1969	-	Calvin Hill, RB (AP)
1970	-	Duane Thomas, RB (FN, PFG)
1977	-	Tony Dorsett, RB (AP, PFW, FD)
1990	-	Emmitt Smith, RB (AP, PFW, FN)
2016	-	Ezekiel Elliott (PFWA) Dak Prescott (AP)

NFL DEFENSIVE ROOKIE OF THE YEAR

2021	-	Micah Parsons (AP, PFWA)
------	---	--------------------------

NFL MAN OF THE YEAR

1978	-	Roger Staubach
1997	-	Troy Aikman
2012	-	Jason Witten (Walter Payton MOY)
2022	-	Dak Prescott (Walter Payton MOY)

FOOTBALL NEWS MAN OF THE YEAR

1981 - Tom Landry

BART STARR AWARD2001 - Darren Woodson
2012 - Jason Witten**NFL COMEBACK PLAYER OF THE YEAR**

2007 - Greg Ellis

NFL MOST IMPROVED PLAYER OF THE YEAR2012 - Dez Bryant (PFW/PFWA)
2021 - Trevon Diggs (PFWA)* Co/w/ Cordarrelle Patterson**NFL PLAYER OF THE WEEK**1993 - Michael Irvin, vs. SF, 10/17 (PFWA)
Emmitt Smith, @ Phi, 10/31 (PFWA)
Emmitt Smith, @ NYG, 1/2/94 (PFWA)
1994 - Jason Garrett, vs. GB, 11/24 (PFHOF)
1995 - Emmitt Smith, @ NYG, 9/4 (PFHOF)
Emmitt Smith, @ Min, 9/17 (PFHOF)
1998 - Deion Sanders, @ NYG, 9/21 (PFHOF)
1999 - Troy Aikman, @ Was, 9/12 (PFHOF)
Dexter Coakley, vs. Mia, 11/25 (PFHOF)**NFC DEFENSIVE PLAYER OF THE WEEK**1984 - Randy White, vs. GB, 9/23
Randy White, @ Phi, 12/2
1985 - Jim Jeffcoat, @ Was, 11/10
Jim Jeffcoat, vs. NYG, 12/15
1986 - Ed Jones, @ SD, 11/16
1987 - Bill Bates, @ NYG, 9/20
Ed Jones, vs. NYG, 11/2
1988 - Ed Jones, vs. Atl, 9/25
1990 - Issiac Holt, @ TB, 10/7
James Washington, vs. Pho, 12/16
1993 - Kevin Smith, @ NYJ, 12/18
1994 - Charles Haley, @ Pit, 9/4
Darren Woodson, @ Phi, 12/4
Darrin Smith, @ NO, 12/19
Charles Haley, vs. Den, 9/10
1995 - Leon Lett, @ Phi, 9/30
George Teague, vs. Min, 12/28
1996 - Dexter Coakley, vs. Mia, 11/25
2003 - # Terence Newman, @ Was 12/14
2005 - Anthony Henry, vs. NYG, 10/16
DeMarcus Ware, @ Car, 12/24
2007 - Anthony Henry, @ Chi, 9/23
2008 - DeMarcus Ware, vs. NYG, 12/14
2009 - DeMarcus Ware, @ NO, 12/19
Anthony Spencer, vs. Phi, 1/3/10
2010 - DeMarcus Ware, @ Hou, 9/26
Bryan McCann, @ NYG, 11/14
Sean Lee, @ Ind, 12/5
2012 - Brandon Carr, vs. Pit, 12/16
2013 - Sean Lee, @ Phi, 10/20
2015 - Sean Lee, @ Phi, 9/20
2016 - David Irving, @ GB, 10/16
2018 - # Leighton Vander Esch, @ Phi, 11/11
2019 - Xavier Woods, @ NYG, 11/4
2021 - Trevon Diggs, vs. Car, 10/3
Micah Parsons, @ Min, 10/31
2022 - Micah Parsons, @ LA Rams, 10/9
2023 - Micah Parsons, vs. NYJ, 9/17
DaRon Bland, @ Car, 11/19

NFC OFFENSIVE PLAYER OF THE WEEK
1985 - Tony Dorsett, vs. Pit, 10/13
Danny White, vs. StL, 11/28
1987 - Kelvin Edwards, vs. Phi, 10/11
Herschel Walker, vs. StL, 12/27
1988 - # Michael Irvin, @ Was, 12/11
1991 - Emmitt Smith, @ Pho, 9/22
Troy Aikman, vs. NYG, 9/29
Michael Irvin, vs. Atl, 12/22
1992 - Emmitt Smith, vs. Was, 9/7
Michael Irvin, vs. Pho, 9/20
Emmitt Smith, @ LARai, 10/25
Erik Williams, vs. Phi, 11/1
Emmitt Smith, vs. Chi, 12/27
Troy Aikman, vs. Phi, 1/10/93
Troy Aikman, @ SF, 1/17/931993 - Troy Aikman, vs. GB, 10/3
Michael Irvin, vs. SF, 10/17
Emmitt Smith, @ Phi, 10/31
Emmitt Smith, @ NYG, 1/2/94
1994 - Troy Aikman, vs. Ari, 10/9
Alvin Harper, @ Cin, 10/30
Jason Garrett, vs. GB, 11/24
Troy Aikman, vs. GB, 1/8/95
1995 - Emmitt Smith, @ NYG, 9/4
Emmitt Smith, @ Min, 9/17
Emmitt Smith, vs. GB, 1/14/96
1996 - Troy Aikman, @ Mia, 10/27
1997 - Troy Aikman, @ Pitt, 8/31
1998 - Emmitt Smith, vs. NYG, 11/8
1999 - Troy Aikman, @ Was, 9/12
2001 - # Quincy Carter, vs. SF, 12/30
2002 - Emmitt Smith, vs. Sea, 10/27
2005 - Drew Bledsoe, @ SD, 9/11
Drew Bledsoe, vs. KC, 12/11
2006 - Tony Romo, @ Ari, 11/12
Tony Romo, vs. TB, 11/23
2007 - Tony Romo, vs. NYG, 9/9
Terrell Owens, vs. Was, 11/18
Tony Romo, vs. GB, 11/29
2009 - Miles Austin, @ KC, 10/11
2011 - Tony Romo, @ SF, 9/18
2014 - Tyrone Smith, @ Sea, 10/12
Dez Bryant, @ Phi, 12/14
2016 - Ezekiel Elliott, @ Pit, 11/13
2018 - Amari Cooper, vs. Was, 11/22
Amari Cooper, vs. Phi, 12/9
Blake Jarwin, @ NYG, 12/30
2019 - Dak Prescott, vs. NYG, 9/8
Dak Prescott, @ Det, 11/17
2020 - Dak Prescott, vs. Atl, 9/20
2021 - Dak Prescott, @ NE, 10/17
Dak Prescott, Was, 12/26
Dak Prescott, @ Phi, 1/8/22
2022 - Tony Pollard, @ Min, 11/20
2023 - CeeDee Lamb, vs. NYG, 11/12**NFC SPECIAL TEAMS PLAYER OF THE WEEK**1993 - # Kevin Williams, vs. NYG, 11/7
Eddie Murray, @ Min, 12/12
1994 - Bill Bates, vs. Phi, 10/16
Kevin Williams, vs. Was, 11/20
Brock Marion, vs. GB, 1/8/95
1995 - John Jett, vs. GB, 10/8
Chris Boniol, vs. NYG, 12/17
1996 - Herschel Walker, vs. Atl, 10/20
Chris Boniol, vs. GB, 11/18
Chris Boniol, vs. Min, 12/28
Toby Gowin, vs. Was, 10/24
2001 - Tim Seder, vs. Was, 10/15
2002 - # Billy Cundiff, @ StL, 9/29
2003 - Billy Cundiff, @ NYG, 9/15
Billy Cundiff, vs. NYG, 12/21
2006 - # Sam Hurd, Car, 10/29
Mat McBriar, vs. Ind, 11/19
2007 - # Nick Folk, @ Buf, 10/8
2008 - # Felix Jones, vs. Phi, 9/15
2009 - Patrick Crayton, vs. Atl, 10/25
2010 - # Bryan McCann, vs. Det, 11/21
2011 - # Dan Bailey, vs. Was, 9/26
2012 - Dwayne Harris, @ Phi, 11/11
Dan Bailey, vs. Cle, 11/18
Dwayne Harris, vs. NYG, 9/8
Dwayne Harris, vs. Was 10/13
2015 - Dan Bailey, @ Was, 12/7
2017 - Tyrone Crawford, @ Was, 10/29
2018 - Brett Maher, vs. Det, 9/30
Brett Maher, vs. TB, 12/23
Brett Maher, vs. Phi, 10/20
2019 - Brandon Aubrey, vs. LAR, 10/29
2023 - KaVontae Turpin, @ Was, 11/24
2024 - Brandon Aubrey, vs. TB, 12/22**NFC PRIME TIME PLAYER OF THE WEEK**

1998 - Deion Sanders, @ NYG, 9/21

NFC OFFENSIVE PLAYER OF THE MONTH

1991 - Emmitt Smith, RB, December

1992	-	Emmitt Smith, RB, November
		Emmitt Smith, RB, December
1993	-	Troy Aikman, QB, October
		Emmitt Smith, RB, December
1995	-	Emmitt Smith, RB, September
2006	-	Tony Romo, QB, November
2007	-	Tony Romo, QB, September
		Terrell Owens, WR, November
2009	-	Tony Romo, QB, November
2014	-	DeMarco Murray, RB, September
		DeMarco Murray, RB, October
		Tony Romo, QB, December
2023	-	Dak Prescott, QB, November

NFC DEFENSIVE PLAYER OF THE MONTH

2011	-	Sean Lee, LB, September
2013	-	Sean Lee, LB, October
2017	-	DeMarcus Lawrence, DE, September
2021	-	Trevon Diggs, CB, September
2023	-	Micah Parsons, LB, September
		DaRon Bland, CB, November

NFC SPECIAL TEAMS PLAYER OF THE MONTH

1996	-	Chris Boniol, K, November
1997	-	Richie Cunningham, K, September
1999	-	Jason Tucker, KR, December
2023	-	Brandon Aubrey, K, October
		Brandon Aubrey, K, December
2024	-	Brandon Aubrey, K, September

NFL OFFENSIVE ROOKIE OF THE MONTH

2004	-	Julius Jones, RB, November
2011	-	DeMarco Murray, RB, November
2016	-	Ezekiel Elliott, RB, October
		Dak Prescott, QB, November

NFL DEFENSIVE ROOKIE OF THE MONTH

1997	-	Dexter Coakley, LB, October
2005	-	DeMarcus Ware, LB, October
2018	-	Leighton Vander Esch, LB, November
2021	-	Micah Parsons, LB, November
2021	-	Micah Parsons, LB, December

SUPER BOWL MOST VALUABLE PLAYER

SB V	-	Chuck Howley, LB
SB VI	-	Roger Staubach, QB
SB XII	-	Harvey Martin, DE
		Randy White, DT/LB
SB XXVII	-	Troy Aikman, QB
SB XXVIII	-	Emmitt Smith, RB
SB XXX	-	Larry Brown, CB

FEDEX GROUND PLAYER OF THE YEAR

2016	-	Ezekiel Elliott
------	---	-----------------

BUILT FORD TOUGH OFFENSIVE LINE OF THE YEAR

2016	-	T. Smith, R. Leary, T. Frederick, Z. Martin, D. Free
------	---	--

ED BLOCK COURAGE AWARD

(nominee from each NFL team for courage in battling injuries)

1984	-	James Jones, RB
1985	-	Howard Richards, OL
1986	-	Tony Dorsett, RB
1987	-	Brian Baldinger, OL
1988	-	Randy White, DT
1989	-	Ed Jones, DE
1990	-	Kelvin Martin, WR
1991	-	Ken Norton, LB
1992	-	Daryl Johnston, FB
1993	-	Bill Bates, S
1994	-	Mark Stepnoski, C
1995	-	Erik Williams, T
1996	-	Kevin Smith, CB
1997	-	Tony Tolbert, DE
1998	-	Darren Woodson, S
1999	-	Ernie Mills, WR
2000	-	Greg Ellis, DE
2001	-	Mike Lucky, TE
2002	-	Dat Nguyen, LB
2003	-	Jamar Martin, FB
2004	-	# Julius Jones, RB

2005	-	Dan Campbell, TE
2006	-	Flozell Adams, T
2007	-	Jay Ratliff, NT
2008	-	Keith Davis, S
2009	-	Kyle Kosier, G
		Coach Joe DeCamillis, Special Courage Award
2010	-	Sam Hurd, WR
2011	-	Tony Romo, QB
2012	-	Jason Witten, TE
2013	-	Barry Church, S
2014	-	Tyrone Crawford, DT
2015	-	Sean Lee, LB
2016	-	Terrell McClain, DT
2017	-	Jaylon Smith, LB
2018	-	Zack Martin, G
2019	-	Travis Frederick, C
2020	-	Leighton Vander Esch, LB
2021	-	Dak Prescott, QB
2022	-	Michael Gallup, WR
2023	-	Jourdan Lewis, CB
2024	-	DeMarvion Overshown, LB

BOB LILLY AWARD (voted by Cowboys fans for sportsmanship, dedication, leadership and achievement)

1985	-	Randy White, DT
1986	-	Randy White, DT
1987	-	Danny White, QB
1988	-	Ed Jones, DE
1989	-	Ed Jones, DE
1990	-	Bill Bates, S
1991	-	Bill Bates, S
1992	-	Troy Aikman, QB
1993	-	Bill Bates, S
1994	-	Bill Bates, S
1995	-	Troy Aikman, QB
1996	-	Emmitt Smith, RB
1997	-	Troy Aikman, QB
1998	-	Troy Aikman, QB
1999	-	Emmitt Smith, RB
2001	-	Emmitt Smith, RB
2002	-	Emmitt Smith, RB
2003	-	Darren Woodson, S
2004	-	Jason Witten, TE
2005	-	Drew Bledsoe, QB
2006	-	Tony Romo, QB
2007	-	Tony Romo, QB
2008	-	Jason Witten, TE
2009	-	DeMarcus Ware, LB
2010	-	Dez Bryant, WR
2011	-	DeMarcus Ware, LB
2012	-	Jason Witten, TE
2013	-	Barry Church, S
2014	-	Jason Witten, TE
2015	-	Jason Witten, TE
2016	-	Jason Witten, TE
2017	-	Jason Witten, TE
2018	-	Leighton Vander Esch, LB
2019	-	Dak Prescott, QB
2020	-	Dak Prescott, QB
2021	-	Dak Prescott, QB
2022	-	Dak Prescott, QB
2023	-	Dak Prescott, QB
2024	-	Brandon Aubrey, K

SPORTSMAN OF THE YEAR

1994	-	Emmitt Smith (TSN)
------	---	--------------------

DASA PRO ATHLETE OF THE YEAR

1991	-	Michael Irvin, WR
		Emmitt Smith, RB
1993	-	Troy Aikman, QB
		Emmitt Smith, RB

DASA BIG "D" AWARD

1990	-	Jimmy Johnson
1991	-	Jerry Jones
1992	-	Emmitt Smith
2001	-	Troy Aikman
2004	-	Jerry Jones

DASA FIELD SCOVELL AWARD

1970	-	Dallas Cowboys
1971	-	Bob Lilly
1975	-	Roger Staubach
1977	-	Tom Landry
1980	-	Randy White
1981	-	Tony Dorsett
1992	-	Dallas Cowboys
1994	-	Troy Aikman
1995	-	Emmitt Smith
2001	-	Gil Brandt

DASA COACH OF THE YEAR

1995	-	Barry Switzer
2004	-	Bill Parcells

DASA LEGENDS AWARD

1993	-	Tom Landry
2001	-	Gene Stallings
2004	-	Herschel Walker

DASA GARY BRIDELL COURAGE AWARD

1994	-	Bill Bates
------	---	------------

DASA ROLE MODEL AWARD

1997	-	Daryl Johnston
1999	-	Darren Woodson
2002	-	Emmitt Smith

PFWA GOOD GUY AWARD

2009	-	Roy Williams (WR)
2010	-	Jon Kitna
2011	-	Marcus Spears
2012	-	Jason Witten
2013	-	Dez Bryant
2014	-	Jeremy Mincey
2015	-	Jeremy Mincey
2016	-	Brandon Carr
2017	-	Dak Prescott
2018	-	Tyrone Crawford
2019	-	Dak Prescott
2020	-	Ezekiel Elliott
2021	-	# Micah Parsons
2022	-	Jayron Kearse
2023	-	Dak Prescott
2024	-	Jourdan Lewis

NFL MAN OF THE YEAR (Walter Payton Man of the Year)
(Dallas nominees, Club winner underlined when selected **BOLD** League winner)

1970	-	Bob Lilly, John Niland, Pettis Norman
1971	-	John Niland, Jethro Pugh, Roger Staubach
1972	-	John Niland, Jethro Pugh, Roger Staubach
1973	-	Calvin Hill, John Niland, Roger Staubach
1975	-	John Fitzgerald, Bill Gregory, Roger Staubach
1976	-	Ralph Neely, Roger Staubach, Mark Washington
1978	-	Roger Staubach
1980	-	Billy Joe DuPree, D.D. Lewis, <u>Drew Pearson</u>

1981	-	Billy Joe DuPree, <u>D.D. Lewis</u> , Robert Newhouse
1982	-	Bob Breunig, Tony Dorsett, Bill Joe DuPree
1983	-	Bob Breunig, Butch Johnson, <u>Danny White</u>
1984	-	Bob Breunig, <u>Doug Cosbie</u> , Howard Richards
1985	-	Bill Bates
1986	-	Jim Jeffcoat
1987	-	Jim Jeffcoat
1988	-	Herschel Walker
1989	-	Everson Walls
1990	-	Jim Jeffcoat
1991	-	Troy Aikman
1992	-	<u>Troy Aikman</u> , Jim Jeffcoat, James Washington
1993	-	<u>Troy Aikman</u> , Russell Maryland, James Washington
1994	-	Troy Aikman
1995	-	<u>Troy Aikman</u> , Daryl Johnston, Russell Maryland
1996	-	<u>Troy Aikman</u> , Bill Bates, Daryl Johnston
1997	-	<u>Troy Aikman</u> , Daryl Johnston, Emmitt Smith
1998	-	Richie Cunningham, <u>Daryl Johnston</u> , Emmitt Smith
1999	-	Emmitt Smith
2000	-	Ebenezer Ekuban, Chad Hennings, <u>Darren Woodson</u>
2001	-	<u>Ebenezer Ekuban</u> , Emmitt Smith, Darren Woodson
2002	-	Ebenezer Ekuban, Joey Galloway, Kelvin Garmon, <u>Emmitt Smith</u> , Darren Woodson
2003	-	Ebenezer Ekuban, Joey Galloway, Dat Nguyen, Roy Williams, <u>Darren Woodson</u>
2004	-	Keyshawn Johnson, Dat Nguyen, <u>Roy Williams</u>
2005	-	La'Roi Glover, <u>Keyshawn Johnson</u> , Roy Williams
2006	-	Terence Newman, DeMarcus Ware, <u>Roy Williams</u>
2007	-	DeMarcus Ware, Roy Williams, <u>Jason Witten</u>
2008	-	Bradie James, DeMarcus Ware, <u>Jason Witten</u>
2009	-	Bradie James, <u>DeMarcus Ware</u> , Jason Witten
2010	-	Terence Newman, DeMarcus Ware, <u>Jason Witten</u>
2011	-	Bradie James, DeMarcus Ware, Jason Witten
2012	-	Miles Austin, Brandon Carr, <u>Jason Witten</u>
2013	-	<u>Brandon Carr</u> , DeMarcus Ware, Jason Witten
2014	-	DeMarco Murray
2015	-	Brandon Carr
2016	-	Sean Lee
2017	-	Travis Frederick
2018	-	Dak Prescott
2019	-	Travis Frederick
2020	-	Jaylon Smith
2021	-	Dak Prescott
2022	-	Dak Prescott
2023	-	DeMarcus Lawrence
2024	-	Zack Martin

AP - Associated Press; **CPFN** - College & Pro Football Newsweekly; **DASA** - Dallas All Sports Association; **FD** - Football Digest; **FN** - Football News; **NEA** - Newspaper Enterprise Association; **NFLPA** - NFL Players Association; **PFG** - Pro Football Guide; **PFHOF** - Pro Football Hall of Fame; **PFW** - Pro Football Weekly; **PFWA** - Pro Football Writers of America; **SBJ** - Sports Business Journal; **TP** - The Players vote; **TSN** - The Sporting News; **UPI** - United Press International

Cowboys All-Time Draft By College

A

Air Force.....	1
Akron	1
Alabama	13
Alabama-Birm.....	1
Alabama State.....	1
Albany State.....	3
Amherst.....	1
Appalachian State	1
Arizona.....	9
Arizona State.....	14
Arkansas.....	3
Auburn.....	8

B

Ball State.....	3
Baylor.....	8
Bethune-Cookman.....	3
Bishop.....	1
Boise State.....	7
Boston College.....	11
Boston University.....	1
Bowling Green.....	1
Brigham Young.....	5
Buffalo.....	1

C

California.....	8
Cal-Lutheran.....	2
Cal Poly SLO.....	2
Carson-Newman.....	1
Catawba.....	1
Central Florida.....	2
Central Michigan.....	2
Central Missouri St.....	1
Central State.....	2
Central Washington St.....	1
Cincinnati.....	6
Clemson.....	9
Coftleville, JC (Kansas).....	1
Colgate.....	11
Colorado.....	1
Colorado State.....	5
Connecticut.....	2

D

Dade, JC.....	1
Dayton.....	2
Delaware.....	1
Delaware State.....	1
Duke.....	1

E

East Carolina.....	6
East Texas State.....	1
Eastern Illinois.....	1
Eastern Michigan.....	2
Eastern Washington.....	1
Edward Waters College.....	1
Elizabeth City State.....	1
Emory & Henry.....	1
Emporia State.....	1
Evansville.....	1

F

Findlay (Ohio).....	1
Florida.....	17
Florida A&M.....	3
Florida State.....	12
Fort Valley State.....	2
Fresno State.....	4

G

Geneva, Pa.....	1
Georgia.....	10
Georgia Southern.....	1
Georgia Tech.....	6
Grambling.....	3
Gustavus Adolphus.....	1

H

Hampton.....	1
Harvard.....	1
Hawaii.....	4
Henderson J.C.....	1
Holy Cross.....	1
Houston.....	7
Howard Payne.....	1
Humboldt State.....	1

I

Idaho State.....	1
Illinois.....	5
Illinois Wesleyan.....	1
Indiana.....	6
Indiana (PA).....	1
Indiana State.....	1
Iowa.....	9
Iowa State.....	4

J

Jackson State.....	1
James Madison.....	2
Johnson C. Smith.....	1

K

Kansas.....	5
Kansas State.....	4
Kentucky.....	7
Kentucky State.....	1
Kilgore, JC.....	1

L

Lane College.....	1
Langston.....	1
Lewis & Clark.....	1
Liberty.....	3
Livingstone College.....	1
Livingston State.....	1
Long Beach State.....	2
Louisiana.....	1
Louisiana State.....	8
Louisiana Tech.....	1
Louisville.....	3

M

Maine.....	2
Marquette.....	2
Marshall.....	1
Maryland.....	8
McMurry.....	1
McNeese State.....	1
Memphis.....	2
Miami, Fla.....	11
Miami, Ohio.....	1
Michigan.....	11
Michigan State.....	12
Mid. Tennessee St.....	2
Millersville State.....	1
Minnesota.....	3
Mississippi.....	6
Mississippi State.....	6
Mississippi Valley.....	1
Missouri.....	9
Missouri State.....	1
Montana.....	3
Montana State.....	1
Morehead State.....	1
Morgan State.....	1

N

Navy.....	1
Nebraska.....	12
Nebraska-Omaha.....	1
Nevada-Las Vegas.....	2
Nevada-Reno.....	2
New Mexico.....	4
No College.....	1
Norfolk State.....	2
North Carolina.....	10
North Carolina A&T.....	2
North Carolina Central.....	1
North Carolina State.....	5
North Dakota.....	2
North Texas.....	1
Northeast Louisiana.....	1
Northern Arizona.....	2
Northern Colorado.....	1
Northern Illinois.....	2
Northern Michigan.....	4
Northwestern.....	3
NW Louisiana.....	1
NW Oklahoma.....	1
Notre Dame.....	11

O

Ohio.....	1
Ohio State.....	13
Oklahoma.....	16
Oklahoma State.....	5
Oregon.....	12
Oregon State.....	8

P

Pacific.....	5
Penn State.....	11
Pittsburgh.....	8
Pomona-Pitzer.....	1
Prairie View A&M.....	2
Purdue.....	5

R

Rice.....	4
Rutgers.....	2

S

Sacred Heart.....	1
Salem.....	2
San Diego State.....	4
San Francisco State.....	2
San Jose State.....	2
Santa Clara.....	1
Sonoma State.....	1
South Alabama.....	1
South Carolina.....	6
Southeast Missouri St.....	1
Southern.....	1
Southern California.....	14
Southern Illinois.....	2
Southern Methodist.....	2
Southern Mississippi.....	6
Stanford.....	9
Stephen F. Austin.....	1
Syracuse.....	3

T

Tarleton State.....	1
Temple.....	2
Tennessee.....	17
Tennessee-Chat.....	2
Tennessee A&I.....	1
Tennessee State.....	2
Texas.....	13
Texas-El Paso.....	1
Texas A&M.....	7

Texas Christian.....4

Texas Southern.....3

Texas Tech.....8

Texas Western.....1

Trinity Valley CC.....1

Troy.....1

Tulsa.....10

U

UCLA.....	18
UC-Riverside.....	1
Utah.....	4
Utah State.....	1

V

Virginia Military Institute.....	1
Vanderbilt.....	4
Villanova.....	1
Virginia.....	3
Virginia State.....	1
Virginia Tech.....	6
Virginia Union.....	2
VPI.....	1

W

Wake Forest.....	3
Washington.....	12
Washington State.....	2
Weber State.....	3
West Texas A&M.....	3
West Virginia.....	5
West Virginia Tech.....	1
Western Illinois.....	2
Western Kentucky.....	1
Western Michigan.....	1
William & Mary.....	2
Winston-Salem.....	1
Wisconsin.....	8
Wittenberg.....	1
Wyoming.....	6

Y

Yale.....	3
Youngstown State.....	2

TOP SCHOOLS

UCLA.....	18
Florida.....	17
Tennessee.....	17
Oklahoma.....	16
Arizona State.....	14
Southern California.....	14
Alabama.....	13
Ohio State.....	13
Texas.....	13
Florida State.....	12
Michigan State.....	12
Nebraska.....	12
Oregon.....	12
Washington.....	12
Boston College.....	11
Colorado.....	11
Miami.....	11
Michigan.....	11
Notre Dame.....	11
Texas.....	11
Penn State.....	11
Georgia.....	10
North Carolina.....	10
Tulsa.....	10

Cowboys All-Time Draft

STAFF

1960

EXPANSION DRAFT

Player Pos. College

FROM BALTIMORE

L.G. DUPRE.....RB.....Baylor
 RAY KROUSE.....DE.....Maryland
 DAVE SHERER.....WR/P.....Southern Methodist

FROM CHICAGO

DON HEALY.....DT.....Maryland
 JACK JOHNSON.....RB.....Miami, Fla.
 PETE JOHNSON.....RB.....V.M.I.

FROM CLEVELAND

LEROY BOLDEN.....RB.....Michigan State
 FRANK CLARKE.....WR/TE.....Colorado
 ED MODZELEWSKI.....RB.....Maryland

FROM DETROIT

CHARLES ANE.....C.....Southern California
 GENE CRONIN.....LB.....Pacific
 JIM DORAN.....WR.....Iowa State

FROM GREEN BAY

NATE BORDEN.....DE.....Indiana
 BILL BUTLER.....S.....Tenn. Chattanooga
 DON McILHENNY.....RB.....Southern Methodist

FROM L.A. RAMS

TOM FRANCKHAUSER.....CB.....Purdue
 BOB FRY.....T.....Kentucky
 DUANE PUTNAM.....G.....Pacific

FROM N.Y. GIANTS

AL BARRY.....G.....Southern California
 MELWOOD "BUZ" GUY.....G.....Duke
 DON HEINRICH.....QB.....Washington

FROM PHILADELPHIA

DICK BIELSKI.....TE.....Maryland
 GERRY DeLUCCA.....T.....Mid. Tennessee St.
 BILL STRIEGEL.....LB.....Pacific

FROM PITTSBURGH

RAY FISHER.....T/D.....Eastern Illinois
 BOBBY LUNA.....RB.....Alabama
 RAY MATHEWS.....WR.....Clemson

FROM ST. LOUIS

BOB CROSS.....T.....Kilgore J.C.
 ED HUSMANN.....DT.....Nebraska
 JACK PATERA.....LB.....Oregon

FROM SAN FRANCISCO

FRED DUGAN.....WR.....Dayton
 JOHN GONZAGA.....DE.....no college
 JERRY TUBBS.....LB.....Oklahoma

FROM WASHINGTON

TOM BRAATZ.....LB.....Marquette
 JOE NICELY.....C.....West Virginia
 DOYLE NIX.....RB.....Southern Methodist

1961

(Drafted 2nd)

Rd. Player Pos. College Sel. #

- (A) No Choice - Traded along with sixth round choice to Washington for Eddie LeBaron.
- (B) BOB LILLY.....DT.....Texas Christian..... 13
 Choice from Cleveland for first round pick in 1962.
- E.J. HOLUB.....LB.....Texas Tech..... 16
 (went to AFL)
- STEW BARBER.....G.....Penn State.....30
 (went to AFL)
- SONNY DAVIS.....WR.....Baylor..... 44
 No Choice - Traded to San Francisco for Gene Babb.
- No Choice - Traded, along with first round choice, to Washington for LeBaron.
- ART GIMORE.....HB.....Oregon State..... 66
- DON TALBERT*.....T.....Texas..... 100
- GLYNN GREGORY.....HB.....Southern Methodist 114

BOLD Indicates Made Active Roster

- No Choice - Traded to Green Bay for Fred Cone.
- NORRIS STEVENSON...HB.....Missouri..... 142
- LOWNDES SHINGLER...QB.....Clemson..... 156
- DON GOODMAN.....HB.....Florida..... 170
- BILL SHAW.....G.....Georgia Tech..... 184
 (went to AFL)
- JULIUS VARNADO.....T.....San Francisco State 198
 (went to AFL)
- JERRY STEFFEN.....HB.....Colorado..... 212
- EVERETT CLOUD.....HB.....Maryland..... 226
- RANDY WILLIAMS.....HB.....Indiana..... 240
- LYNN HOYEM*.....C.....Long Beach State... 254
- JERRY MORGAN.....QB.....Iowa State..... 268

1962

(Drafted 4th)

Rd. Player Pos. College Sel. #

- No Choice - Traded to Cleveland for first round pick in 1961.
- SONNY GIBBS*.....QB.....Texas Christian..... 18
- (A) No Choice - Traded to Chicago for Don Meredith.
 (B) BOBBY PLUMMER.....G.....Texas Christian..... 39
 Choice from Cleveland for Duane Putnam.
- No Choice - Traded to San Francisco for Bill Herchman.
- No Choice - Traded to Los Angeles for Jimmy Harris.
- (A) DONNIE DAVIS.....TE.....Southern University... 74
 (B) GEORGE ANDRIE.....DE.....Marquette..... 82
 Choice and Allen Green from New York for Fred Dugan.
- No Choice - Traded to Los Angeles for John Houser.
- KEN TUREAUD.....RB.....Michigan..... 102
- No Choice - Traded to Baltimore for Don Perkins.
- JOHN M. LONGMEYER...G.....Southern Illinois..... 130
- LARRY HUDAS.....WR.....Michigan State..... 144
- No Choice - Traded to Green Bay for Steve Meilinger.
- ROBERT MOSES.....TE.....Texas..... 172
- HAROLD HAYS*.....G.....Southern Mississippi. 186
- GUY REESE.....T.....Southern Methodist . 200
- ROBERT JOHNSTON.....T.....Rice..... 214
- RAY JACOBS.....DT.....Howard Payne..... 228
 (went to AFL)
- DAVE CLOUTIER*.....RB.....Maine..... 242
 (went to AFL)
- PAUL HOLMES.....T.....Georgia..... 256
- AMOS BULLOCKS.....RB.....Southern Illinois..... 270

1963

(Drafted 6th)

Rd. Player Pos. College Sel. #

- LEE ROY JORDAN.....LB.....Alabama..... 6
- No Choice - Traded along with ninth round choice to Chicago for Chuck Howley.
- JIM PRICE.....LB.....Auburn..... 34
- WHALEY HALL*.....G.....Mississippi..... 48
- No Choice - Traded to New York for Dick Nolan.
- No Choice - Traded to Green Bay for John Suito.
- MARV CLOTHIER.....G.....Kansas..... 90
- No Choice - Traded to Green Bay for Lee Folkins.
- No Choice - Traded along with second round choice to Chicago for Chuck Howley.
- ROD SCHEYER.....T.....Washington..... 132
- RAY SCHOENKE.....C.....Southern Methodist.. 146
- BILL PERKINS.....FB.....Iowa..... 160
- PAUL WICKER*.....T.....Fresno State..... 174
- LOU CIOCI.....LB.....Boston College..... 188
- JERRY OVERTON.....WR.....Utah..... 202
- DENNIS GOLDEN.....T.....Holy Cross..... 216
- ERNEST PARKS*.....G.....McMurry..... 230
 (went to AFL)
- BILL FRANK.....T.....Colorado..... 244
- STIGER.....RB.....Washington..... 258
- TOMMY LUCAS.....TE.....Texas..... 272

ALL-TIME DRAFT

2024 SEASON

RECORDS

PLAYOFF RECORDS

HISTORY

SIDELINES

1964

(Drafted 4th)

Rd.	Player	Pos.	College	Sel. #
1.	SCOTT APPLETON	DT	Texas	4
2.	MEL RENFRO	DB	Oregon	17
3.	No Choice – Traded to L.A. Rams for Bob Long and John Meyers.			
4.	PERRY LEE DUNN	DB	Mississippi	45
5.	No Choice – Traded to Green Bay for Gary Barnes			
6.	(A) BILLY LOTHBRIDGE	K-QB	Georgia Tech	73
6.	(B) JIM CURRY	WR	Cincinnati	82
	Choice from Cleveland for Andy Cvercko.			
6.	(C) JIMMY EVANS	WR	Texas Western	83
	Choice from Green Bay for Jerry Norton.			
7.	BOB HAYES*	WR	Florida A&M	88
8.	AL GEVERINK	RB	UCLA	101
9.	JAKE KUPP	G	Washington	116
10.	ROGER STAUBACH*	QB	Navy	129
11.	BOBBY CRENSHAW	G	Baylor	144
	(went to AFL)			
12.	JOHNNY NORMAN	WR	NW Louisiana	157
13.	JERRY RHOME*	QB	Tulsa	172
14.	JIM WORDEN	LB	Wittenberg	185
15.	BILL VAN BURKLEO	WR	Tulsa	200
16.	PAUL CERCEL	C	Pittsburgh	213
17.	HARRY ABELL*	LB	Missouri	228
	(went to AFL)			
18.	No Selection Player chosen not eligible.			
19.	H.D. MURPHY	DB	Oregon	256
20.	JOHN HUGHES	LB	Southern Methodist	269

1965

(Drafted 6th)

Rd.	Player	Pos.	College	Sel. #
1.	CRAIG MORTON	QB	California	5
2.	MALCOLM WALKER	LB	Rice	19
3.	No Choice – Traded to Green Bay			
4.	(A) JIM SIDLE	FB	Auburn	47
4.	(B) BOB SVIHUS	T	Southern California	53
	(went to AFL) Choice from Detroit for Sonny Gibbs.			
5.	ROGER PETTEE	LB	Florida	61
6.	SONNY UTZ	RB	VPI	75
7.	BRIG OWENS	DB	Cincinnati	89
8.	RUSSELL WAYT	LB	Rice	103
9.	JIM ZANIOS	FB	Texas Tech	117
10.	GAYLON McCOLLOUGH	C	Alabama	131
11.	JETHRO PUGH	DT	Elizabeth City State	145
12.	ERNIE KELLERMAN	QB	Miami, OH	159
13.	JACK SCHRAUB	TE	California	173
14.	GARRY PORTERFIELD	DE	Tulsa	187
15.	GENE FOSTER	RB	Arizona State	201
	(went to AFL)			
16.	DOUG McDOUGAL	E	Oregon State	215
17.	MITCH JOHNSON	T	UCLA	229
18.	MARTIN AMSLER	DT	Evansville	243
19.	MERV RETTENMUND	HB	Ball State	257
20.	RON BARLOW*	T	Kansas State	271

1966

(Drafted 5th)

Rd.	Player	Pos.	College	Sel. #
1.	JOHN NILAND	G	Iowa	5
2.	WILLIE TOWNES*	DE	Tulsa	22
3.	No Choice – Traded to San Francisco for Leon Donohue.			
4.	No Choice – Traded to Baltimore for Ralph Neely.			
5.	(A) No Choice – Traded to San Francisco for J.D. Smith.			
5.	(B) WALT GARRISON	RB	Oklahoma State	79
	Choice from Baltimore through Detroit for Amos Marsh.			
6.	BOB DUNLEVY	WR	West Virginia	86
7.	ART ROBINSON	TE	Florida A&M	100
8.	DON KUNIT	RB	Penn State	116
9.	DARRELL ELAM	FL	West Virginia Tech	130
10.	MASON MITCHELL	RB	Washington	146
11.	AUSTIN DENNEY*	TE	Tennessee	160
12.	(A) LES SHY	RB	Long Beach State	173
	Choice from Pittsburgh for Lee Folkins.			

12.	(B) CRAIG BAYNHAM*	RB	Georgia Tech	176
13.	RONNIE LAMB	RB	South Carolina	190
14.	LEWIS TURNER	RB	Norfolk State	206
15.	MARK GARTUNG*	DT	Oregon State	220
16.	TOM PIGGEE	RB	San Francisco State	236
17.	GEORGE ALLEN	T	West Texas State	250
	(went to AFL)			
18.	STEVE ORR	DT	Washington	266
19.	BYRON JOHNSON	T	Central Wash. St.	280
20.	LOU HUDSON	FL	Minnesota	296

1967

(Drafted 23rd)

Rd.	Player	Pos.	College	Sel. #
1.	No Choice – Given along with second- and two fifth round choices, to Houston for Ralph Neely.			
2.	No Choice – Given along with first- and two fifth round choices to Houston for Ralph Neely.			
3.	PHIL CLARK	DB	Northwestern	76
4.	CURTIS MARKER	G	Northern Michigan	103
5.	(A) No Choice – Choice and Jim Steffen from Washington for Greg Owens, Mitch Johnson, and Jake Kupp; given along with first, second and fifth round choices to Houston for Ralph Neely.			
5.	(B) No Choice – From Cleveland for Joe Bob Isbell; given along with first, second and fifth round choices to Houston for Ralph Neely.			
5.	(C) No Choice – Traded to Green Bay for Henry Grimmering.			
6.	SIMS STOKES	DB	Northern Arizona	157
7.	RAYFIELD WRIGHT	DE	Fort Valley State	182
8.	STEVE LAUB	QB	Illinois Wesleyan	208
9.	BYRON MORGAN	DB	Findlay (Ohio)	234
10.	EUGENE BOWENS	RB	Tennessee A&I	260
11.	PAT RILEY	WR	Kentucky	285
12.	HAROLD DETERS	K	North Carolina State	312
13.	AL KERKIAN	DE	Akron	338
14.	TOM BOYD	G	Tarleton State	364
15.	LEAVIE DAVIS	DB	Edward Waters Col.	390
16.	PAUL BROTHERS	HB	Oregon State	416
17.	GEORGE ADAMS	LB	Morehead State	442

1968

(Drafted Alternately 20th, 19th, 21st)

Rd.	Player	Pos.	College	Sel. #
1.	DENNIS HOMAN	FL	Alabama	20
2.	DAVID McDANIELS	WR	Mississippi Valley	45
3.	(A) No Choice – Traded to Minnesota for Lance Rentzel.			
3.	(B) ED HARMON	LB	Louisville	71
	Choice from Chicago for Austin Denney and Mac Percival.			
4.	(A) No Choice – Traded to New Orleans for Larry Stephens.			
4.	(B) JOHN DOUGLAS	LB	Missouri	97
	Choice from New York for Jim Colvin.			
5.	BLAINE NYE	G	Stanford	130
6.	D.D. LEWIS	LB	Mississippi State	159
7.	BOB TAUCHER	TE	Nebraska	185
8.	FRANK BROWN	DE	Albany State	211
9.	KEN KMIEC	DB	Illinois	241
10.	BEN OLISON	FL	Kansas	266
11.	RON SHOTTS	RB	Oklahoma	292
12.	WILSON WHITTY	LB	Boston University	321
13.	CARTER LORD	TE	Harvard	347
14.	RON WILLIAMS	DB	West Virginia	373
15.	TOMMY LUNCEFORD	P	Auburn	402
16.	LARRY COLE	DE	Hawaii	428
17.	GEORGE NORDGREN	RB	Houston	454

1969

(Drafted Alternately 24th, 23rd, 22nd)

Rd.	Player	Pos.	College	Sel. #
1.	CALVIN HILL	RB	Yale	24
2.	RICHMOND FLOWERS	WR	Tennessee	49
3.	(A) TOM STINCIC	LB	Michigan	68
3.	(B) HALVOR HAGEN	DE	Weber State	74
	Choice from San Francisco for Harold Hayes.			
4.	No Choice – Traded to New Orleans for Dave Simmons.			
5.	(A) No Choice – Traded to Baltimore for Andy Stynchula.			

1969 Draft, cont.

5.	(B) CHUCK KYLE.....	LB.....	Purdue.....	125
	Choice from Los Angeles for Coy Bacon.			
6.	RICH SHAW.....	FL.....	Arizona State.....	152
7.	LARRY BALES.....	WR.....	Emory & Henry.....	180
8.	ELMER BENHARDT.....	LB.....	Missouri.....	205
9.	CLAXTON WELCH.....	RB.....	Oregon.....	230
10.	STUART GOTTlieb.....	G.....	Weber State.....	258
11.	CLARENCE WILLIAMS.....	DT.....	Prairie View A&M.....	283
12.	BOB BELDEN.....	QB.....	Notre Dame.....	308
13.	RENE MATISON.....	WR.....	New Mexico.....	336
14.	GERALD LUTRI.....	T.....	Northern Michigan.....	361
15.	BILL JUSTUS.....	DB.....	Tennessee.....	386
16.	FLOYD KERR.....	DB.....	Colorado State.....	414
17.	BILL BAILEY.....	DT.....	Lewis & Clark.....	439

1970

(Drafted 23rd)

Rd.	Player	Pos.	College	Sel. #
1.	DUANE THOMAS.....	RB.....	West Texas.....	23
2.	(A) BOB ASHER.....	T.....	Vanderbilt.....	27
	Choice from Chicago for Craig Baynham and Phil Clark.			
2.	(B) MARGENE ADKINS.....	WR.....	Henderson J.C.....	49
3.	(A) CHARLIE WATERS.....	CB.....	Clemson.....	66
	Choice from Houston through Cleveland for Jerry Rhome.			
3.	(B) STEVE KINER.....	LB.....	Tennessee.....	73
	Choice from Cleveland for Jerry Rhome.			
3.	(C) DENTON FOX.....	S.....	Texas Tech.....	75
4.	JOHN FITZGERALD.....	T.....	Boston College.....	101
5.	No Choice - Traded to St. Louis for Bobby Joe Conrad.			
6.	PAT TOOMAY.....	DE.....	Vanderbilt.....	153
7.	DON ABBEY.....	LB.....	Penn State.....	179
8.	JERRY DOSSEY.....	G.....	Arkansas.....	205
9.	ZENON ANDRUSYSHYN.....	K.....	UCLA.....	231
10.	PETE ATHAS.....	S.....	Dade J.C.....	257
11.	IVAN SOUTHERLAND.....	DT.....	Clemson.....	283
12.	JOE WILLIAMS.....	RB.....	Wyoming.....	309
13.	MARK WASHINGTON.....	CB.....	Morgan State.....	335
14.	JULIAN MARTIN.....	WR.....	N. Carolina Central.....	361
15.	KEN deLONG.....	TE.....	Tennessee.....	387
16.	SEABERN HILL.....	CB.....	Arizona State.....	411
17.	GLENN PATTERSON.....	C.....	Nebraska.....	438

1971

(Drafted 25th)

Rd.	Player	Pos.	College	Sel. #
1.	TODY SMITH.....	DE.....	Southern California.....	25
2.	ISAAC THOMAS.....	CB.....	Bishop.....	51
3.	(A) SAM SCARBER.....	RB.....	New Mexico.....	69
	Choice from St. Louis for John Wilbur.			
3.	(B) BILL GREGORY.....	DE.....	Wisconsin.....	77
4.	(A) JOE CARTER.....	TE.....	Grambling.....	80
	Choice from New Orleans for Willie Townes.			
4.	(B) BUDDY MITCHELL.....	T.....	Mississippi.....	103
5.	RON KADZIEL.....	LB.....	Stanford.....	129
6.	STEVE MAIER.....	WR.....	Northern Arizona.....	155
7.	BILL GRIFFIN.....	T-G.....	Catawba.....	181
8.	RON JESSIE.....	WR.....	Kansas.....	206
9.	HONOR JACKSON.....	WR.....	Pacific.....	233
10.	RODNEY WALLACE.....	DT.....	New Mexico.....	259
11.	ERNEST BONWELL.....	LB.....	Lane College.....	285
12.	STEVE GOEPEL.....	QB.....	Colgate.....	311
13.	JAMES FORD.....	RB.....	Texas Southern.....	337
14.	TYRONE COUEY.....	DB.....	Utah State.....	363
15.	BOB YOUNG.....	TE.....	Delaware.....	389
16.	JOHN BRENNAN.....	T.....	Boston College.....	415
17.	JOHN BOMER.....	C.....	Memphis State.....	440

1972

(Drafted 26th)

Rd.	Player	Pos.	College	Sel. #
1.	BILL THOMAS.....	RB.....	Boston College.....	26
2.	(A) ROBERT NEWHOUSE.....	RB.....	Houston.....	35
	Choice from New England for Halvor Hagen and Honor Jackson.			

2.	(B) JOHN BABINECZ.....	LB.....	Villanova.....	39
	Choice from New Orleans for Margene Adkins.			
2.	(C) CHARLES MCKEE.....	WR.....	Arizona.....	52
3.	(A) MIKE KELLER.....	LB.....	Michigan.....	64
	Choice from New England for Halvor Hagen and Honor Jackson.			
3.	(B) MARY BATEMAN.....	P-K.....	Utah.....	78
4.	(A) TIM KEARNEY.....	LB.....	Northern Michigan.....	83
	Choice from New Orleans for Joe Williams.			
4.	(B) ROBERT WEST.....	WR.....	San Diego State.....	90
	Choice from New England for Steve Kiner.			
4.	(C) CHARLES ZAPIEC.....	LB.....	Penn State.....	93
	Choice from Detroit for Ron Jessie.			
4.	(D) No Choice - Traded to New Orleans for Tom Talbert.			
5.	No Choice - Traded to San Diego for Tony Liscio.			
6.	CHARLES BOLDEN.....	DB.....	Iowa.....	156
7.	No Choice - Traded to Chicago for Lee Roy Caffey.			
8.	RALPH COLEMAN.....	LB.....	North Carolina A&T.....	208
9.	ROY BELL.....	RB.....	Oklahoma.....	234
10.	RICHARD AMMAN.....	DE.....	Florida State.....	260
11.	LONNIE LEONARD.....	T-G.....	North Carolina A&T.....	286
12.	JIMMY HARRIS.....	WR.....	Ohio State.....	312
13.	JEAN FUGETT.....	TE.....	Amherst.....	338
14.	ALAN THOMPSON.....	RB.....	Wisconsin.....	363
15.	CARLOS ALVAREZ.....	WR.....	Florida.....	390
16.	GORDON LONGMIRE.....	QB.....	Utah.....	416
17.	ALFONSO CAIN.....	DT.....	Bethune-Cookman.....	442

1973

(Drafted Alternately 20th, 22nd, 21st)

Rd.	Player	Pos.	College	Sel. #
1.	BILLY JOE DuPREE.....	TE.....	Michigan State.....	20
2.	(A) GOLDEN RICHARDS.....	WR.....	Hawaii.....	46
	Choice from Green Bay for Ron Widby and Ike Thomas.			
2.	(B) No Choice - To Chicago as compensation for signing Jack Cannon.			
3.	(A) HARVEY MARTIN.....	DT.....	East Texas State.....	53
	Choice from Houston through New Orleans for Tom Stincic.			
3.	(B) No Choice - Traded to New England for Ron Sellers.			
4.	DRANE SCRIVENER.....	DB.....	Tulsa.....	98
5.	BRUCE WALTON.....	T.....	UCLA.....	126
6.	BOB LEYEN.....	G.....	Yale.....	151
7.	RODRIGO BARNES.....	LB.....	Rice.....	176
8.	DAN WERNER.....	QB.....	Michigan State.....	204
9.	MIKE WHITE.....	CB.....	Minnesota.....	229
10.	CARL JOHNSON.....	LB.....	Tennessee.....	254
11.	GERALD CASWELL.....	G.....	Colorado State.....	282
12.	JIM ARNESON.....	G.....	Arizona.....	307
13.	JOHN SMITH.....	WR.....	UCLA.....	332
14.	BOB THORNTON.....	G-C.....	North Carolina.....	360
15.	WALT BAISY.....	LB.....	Grambling.....	385
16.	JOHN CONLEY.....	TE.....	Hawaii.....	410
17.	LES STRAYHORN.....	RB.....	East Carolina.....	438

1974

(Drafted Alternately 22nd, 21st, 20th, 23rd)

Rd.	Player	Pos.	College	Sel. #
1.	(A) ED JONES.....	DE.....	Tennessee State.....	1
	Choice from Houston for Tody Smith and Billy Parks.			
1.	(B) CHARLES YOUNG.....	RB.....	North Carolina State.....	22
	No Choice - Choice and Ron Sellers to Miami for Otto Stowe.			
3.	(A) DANNY WHITE.....	QB.....	Arizona State.....	53
	Choice from Houston for Tody Smith and Billy Parks.			
3.	(B) CALVIN PETERSON.....	LB.....	UCLA.....	72
4.	(A) KEN HUTCHERSON.....	LB.....	Livingston State.....	97
	Choice from Oakland for Gloster Richardson.			
4.	(B) ANDY ANDRADE.....	RB-DB.....	Northern Michigan.....	101
5.	JOHN KELSEY.....	T.....	Missouri.....	126
6.	JIM BRIGHT.....	DB.....	UCLA.....	151
7.	RAYMOND NESTER.....	LB.....	Michigan State.....	176
8.	MIKE HOLT.....	DB.....	Michigan State.....	205
9.	BILL DULIN.....	T.....	Johnson C. Smith.....	230
10.	DENNIS MORGAN.....	DB.....	Western Illinois.....	255
11.	HARVEY MCGEE.....	WR.....	Southern Mississippi.....	280
12.	KEITH BOBO.....	QB.....	Southern Methodist.....	309

13.	FRED LIMA	K	Colorado	334
14.	DOUG RICHARDS	DB	Brigham Young	359
15.	BRUCE CRAFT	DT	Geneva, Pa.	384
16.	GENE KILLIAN	T	Tennessee	413
17.	LAWRIE SKOLROOD	T	North Dakota	438

1975

(Drafted 18th)

Rd.	Player	Pos.	College	Sel. #
1.	(A) RANDY WHITE	DE	Maryland	2
	Choice from N.Y. Giants for Craig Morton.			
1.	(B) THOMAS HENDERSON	LB	Langston	18
2.	BURTON LAWLESS	G	Florida	44
3.	BOB BREUNIG	LB	Arizona State	70
4.	(A) PAT DONOVAN	DE	Stanford	90
	Choice from Houston for Mike Montgomery.			
4.	(B) RANDY HUGHES	DB	Oklahoma	96
5.	(A) KYLE DAVIS	C	Oklahoma	113
	Choice from Green Bay for Jack Concannon.			
5.	(B) No Choice - Traded to Cincinnati for Clint Longley.			
6.	ROLLY WOOLSEY	DB	Boise State	148
7.	MICHAEL HEGMAN	LB	Tennessee State	173
8.	MITCH HOOPES	P	Arizona	200
9.	ED JONES	DB	Rutgers	226
10.	DENNIS BOOKER	RB	Millersville State	252
11.	GREG KRPALEK	C	Oregon State	278
12.	CHUCK BLAND	DB	Cincinnati	304
13.	HERB SCOTT	G	Virginia Union	330
14.	SCOTT LAIDLAW	RB	Stanford	356
15.	WILLIE HAMILTON	RB	Arizona	382
16.	PETE CLARK	TE	Colorado State	407
17.	JIM TESTERMAN	TE	Dayton	434

1976

(Drafted 27th)

Rd.	Player	Pos.	College	Sel. #
1.	AARON KYLE	DB	Wyoming	27
2.	(A) JIM JENSEN	RB	Iowa	40
	Choice from N.Y. Giants for Craig Morton.			
2.	(B) JIM EIDSON	G	Mississippi State	55
3.	(A) DUKE FERGERSON	WR	San Diego State	73
	Choice from San Francisco for Bob Hayes.			
3.	(B) JOHN SMITH	RB	Boise State	75
	Choice from Denver for Otto Stowe.			
3.	(C) BUTCH JOHNSON	WR	UC-Riverside	87
4.	TOM RAFFERTY	G	Penn State	119
5.	WALLY PESUIT	T	Kentucky	151
6.	GREG MCGUIRE	T	Indiana	181
7.	(A) GREG SCHAUM	DT	Michigan State	186
	Choice from San Diego for Ken Hutcherson.			
7.	(B) DAVID WILLIAMS	RB	Colorado	208
8.	HENRY LAWS	DB	South Carolina	236
9.	BEASLEY REECE	DB	North Texas	264
10.	LEROY COOK	DE	Alabama	290
11.	CORNELIUS GREEN	QB	Ohio State	317
12.	CHARLES McSHANE	LB	Cal Lutheran	346
13.	MARK DRISCOLL	QB	Colorado State	374
14.	LARRY MUSHINSKIE	TE	Nebraska	402
15.	DALE CURRY	LB	UCLA	430
16.	RICH COSTANZO	T	Nebraska	458
17.	STAN WOODFILL	K	Oregon	486

1977

(Drafted Alternately 24th, 25th, 26th)

Rd.	Player	Pos.	College	Sel. #
1.	TONY DORSETT	RB	Pittsburgh	2
	Choice from Seattle for Cowboys first round choice and three second round choices.			
2.	GLENN CARANO	QB	Nevada-Las Vegas	54
	Choice from Seattle for Duke Ferguson.			
3.	(A) TONY HILL	WR	Stanford	62
	Choice from Philadelphia for John Niland.			

3.	(B) VAL BELCHER	G	Houston	81
4.	GUY BROWN	LB	Houston	108
5.	ANDY FREDERICK	OL	New Mexico	137
6.	JIM COOPER	T	Temple	164
7.	DAVID STALLS	DT	Northern Colorado	191
8.	(A) AL CLEVELAND	DL	Pacific	208
	Choice from San Diego for Mitch Hoopes.			
8.	(B) FRED WILLIAMS	RB	Arizona State	221
9.	MARK CANTRELL	C	North Carolina	248
10.	STEVE DeBERG	QB	San Jose State	275
11.	DON WARDLOW	TE	Washington	305
12.	GREG PETERS	OL	California	332

1978

(Drafted 28th)

Rd.	Player	Pos.	College	Sel. #
1.	LARRY BETHEA	DL	Michigan State	28
2.	TODD CHRISTENSEN	RB-TE	Brigham Young	56
3.	DAVID HUGDENS	OL	Oklahoma	84
4.	ALOIS BLACKWELL	RB	Houston	112
5.	RICH ROSEN	G	Syracuse	140
6.	HAROLD RANDOLPH	LB	East Carolina	168
7.	TOM RANDALL	DT	Iowa State	196
8.	HOMER BUTLER	WR	UCLA	224
9.	RUSS WILLIAMS	DB	Tennessee	252
10.	BARRY TOMASETTI	OL	Iowa	280
11.	DENNIS THURMAN	S	Southern California	308
12.	LEE WASHBURN	OL	Montana State	336

1979

(Drafted 27th)

Rd.	Player	Pos.	College	Sel. #
1.	ROBERT SHAW	C	Tennessee	27
2.	AARON MITCHELL	CB	Nevada-Las Vegas	55
3.	DOUG COSBIE	TE	Santa Clara	76
	Swapped choices with Seattle in Bill Gregory trade.			
4.	RALPH DeLOACH	DE	California	109
5.	(A) BOB HUKILL	OL	North Carolina	121
	Choice from Chicago for Golden Richards.			
5.	(B) CURTIS ANDERSON	DE	Central State (OH)	128
	Choice from Seattle for Efen Herrera.			
5.	(C) RON SPRINGS	RB	Ohio State	136
6.	(A) TIM LAVENDER	CB	Southern California	155
	Choice from Seattle for Bill Gregory.			
6.	(B) MIKE SALZANO	OL	North Carolina	160
	Choice from Denver for Jim Jensen.			
6.	(C) CHRIS DeFRANCE	WR	Arizona State	164
7.	GREG FITZPATRICK	LB	Youngstown	191
8.	BRUCE THORNTON	DT	Illinois	219
9.	GARRY COBB	LB	Southern California	247
10.	MIKE CALHOUN	DT	Notre Dame	274
11.	No Choice - Traded to Detroit for Skip Butler.			
12.	QUENTIN LOWRY	LB	Youngstown	329

1980

(Drafted Alternately 23rd, 24th, 25th)

Rd.	Player	Pos.	College	Sel. #
1.	No Choice - Traded along with second round choice to Baltimore for John Dutton.			
2.	No Choice - Traded along with first round choice to Baltimore for John Dutton.			
3.	(A) BILL ROE	LB	Colorado	78
	Choice from Chicago for Golden Richards.			
3.	(B) JAMES JONES	RB	Mississippi State	81
4.	KURT PETERSEN	DL	Missouri	107
5.	GARY HOGEBOOM	QB	Central Michigan	135
6.	TIMMY NEWSOME	RB	Winston-Salem State	165
7.	LESTER BROWN	RB	Clemson	192
8.	LARRY SAVAGE	LB	Michigan State	219
9.	JACKIE FLOWERS	WR	Florida State	249
10.	MATTHEW TEAGUE	DE	Prairie View &M	276
11.	GARY PADJEN	LB	Arizona State	303
12.	NORM WELLS	DT	Northwestern	333

1981

(Drafted Alternately 25th and 26th)

Rd.	Player	Pos.	College	Sel. #
1.	HOWARD RICHARDS	T	Missouri	26
2.	DOUG DONLEY	WR	Ohio State	53
3.	GLEN TITENSOR	DL	Brigham Young	82
4.	(A) SCOTT PELLUER	LB	Washington State	92
Choice from San Francisco for Thomas Henderson.				
4.	(B) DERRIE NELSON	LB	Nebraska	109
5.	DANNY SPRADLIN	LB	Tennessee	138
6.	VINCE SKILLINGS	DB	Ohio State	165
7.	(A) RON FELLOWS	DB	Missouri	175
Choice from Tampa Bay for Dave Stalls.				
7.	(B) KEN MILLER	DB	East Michigan	194
8.	PAUL PIUROWSKI	DB	Florida State	221
9.	MIKE WILSON	WR	Washington State	250
10.	PAT GRAHAM	DT	California	277
11.	TIM MORRISON	G	Georgia	300
12.	NATE LUNDY	WR	Indiana	303

1982

(Drafted 26th)

Rd.	Player	Pos.	College	Sel. #
1.	ROD HILL	CB	Kentucky State	25
2.	JEFF ROHRER	LB	Yale	54
3.	JIM ELIOPULOS	LB	Wyoming	82
4.	(A) BRIAN CARPENTER	CB	Michigan	102
Choice from Tampa Bay for Dave Stalls.				
4.	(B) MONTY HUNTER	S	Salem College	110
5.	PHIL POZDERAC	T	Notre Dame	138
6.	(A) KEN HAMMOND	G	Vanderbilt	144
Choice from Cleveland for Bruce Huther.				
6.	(B) CHARLES DAUM	DL	Cal Poly-SLO	166
7.	BILL PURIFOY	DL	Tulsa	194
8.	(A) GEORGE PEOPLES	RB	Auburn	217
Choice from Denver through Buffalo for Wade Manning.				
8.	(B) DWIGHT SULLIVAN	RB	North Carolina State	222
9.	JOE GARY	T	UCLA	250
10.	TODD ECKERSON	T	North Carolina State	278
11.	(A) GEORGE THOMPSON	WR	Albany State	297
Choice from Tampa Bay for Aaron Mitchell.				
11.	(B) MICHAEL WHITING	RB	Florida State	306
12.	RICH BURTNES	G	Montana	334

1983

(Drafted Alternately 23rd, 24th, 21st, 22nd)

Rd.	Player	Pos.	College	Sel. #
1.	JIM JEFFCOAT	DE	Arizona State	23
2.	MIKE WALTER	LB	Oregon	50
3.	BRYAN CALDWELL	DE	Arizona State	77
4.	CHRIS FAULKNER	TE	Florida	108
5.	CHUCK McSWAIN	RB	Clemson	135
6.	REGGIE COLLIER	QB	Southern Mississippi	162
7.	CHRIS SCHULTZ	T	Arizona	179
8.	LAWRENCE RICKS	RB	Michigan	210
9.	AL GROSS	S	Arizona	237
10.	ERIC MORAN	T	Washington	264
11.	DAN TAYLOR	T	Idaho State	291
12.	LORENZO BOUIER	RB	Maine	322

1984

(Drafted Alternately 25th and 26th)

Rd.	Player	Pos.	College	Sel. #
1.	BILLY CANNON	LB	Texas A&M	25
2.	(A) VICTOR SCOTT	DB	Colorado	40
Choice from Houston thru Minnesota for Butch Johnson.				
2.	(B) No Choice - Traded to Houston for Mike Renfro.			
3.	FRED CORNWELL	TE	Southern California	81
4.	STEVE DeOSSIE	LB	Boston College	110
5.	(A) STEVE PELLUER	QB	Washington	113
Choice from Tampa Bay for Danny Spradlin.				

5.	(B) NORM GRANGER	RB	Iowa	137
6.	(A) EUGENE LOCKHART	LB	Houston	152
Choice from Chicago for Jay Saldi.				
6.	(B) JOE LEVELIS	G	Iowa	166
7.	ED MARTIN	LB	Indiana State	193
8.	MIKE REVELL	RB	Bethune-Cookman	222
9.	(A) JOHN HUNT	OL	Florida	232
Choice from Indianapolis for Raul Allegre.				
9.	(B) NEAL MAUNE	OL	Notre Dame	249
10.	BRIAN SALONEN	TE	Montana	278
11.	DOWE AUGHTMAN	DL	Auburn	304
12.	CARL LEWIS	WR	Houston	334

U.S.F.L. SUPPLEMENTAL DRAFT

(Drafted Alternately 25th and 26th)

Rd.	Player	Pos.	College	Sel. #
1.	TODD FOWLER	FB	Stephen F. Austin	25
From Houston Gamblers.				
2.	MALCOLM MOORE	WR	Southern California	54
From Los Angeles Express.				
3.	JEFF SPEK	TE	San Diego State	81
From New Jersey Generals.				

1985

(Drafted Alternately 17th, 16th, 20th, 19th, 18th)

Rd.	Player	Pos.	College	Sel. #
1.	KEVIN BROOKS	DE	Michigan	17
2.	JESSE PENN	LB	Virginia Tech	44
3.	CRAWFORD KER	G	Florida	76
4.	ROBERT LAVETTE	RB	Georgia Tech	103
5.	(A) HERSCHEL WALKER	RB	Georgia	114
Choice from Houston for Butch Johnson.				
5.	(B) MATT DARWIN	C/G	Texas A&M	119
Choice from Cleveland thru Buffalo for Rod Hill.				
6.	(A) KURT PLOEGER	DT	Gustavus Adolphus	144
Choice from Indianapolis for Steve Wright.				
6.	(B) MATT MORAN	C/G	Stanford	157
7.	(A) KARL POWE	WR	Alabama State	178
Choice from San Diego thru Kansas City for Lawrence Ricks.				
7.	(B) JIM HERRMANN	DE	Brigham Young	184
8.	LEON GONZALEZ	WR	Bethune-Cookman	216
9.	SCOTT STRASBURGER	LB	Nebraska	243
10.	JOE JONES	TE	Virginia Tech	270
11.	NEAL DELLOCONO	LB	UCLA	297
12.	KARL JORDAN	LB	Vanderbilt	324

1986

(Drafted Alternately 21st, 20th, 19th, 18th)

Rd.	Player	Pos.	College	Sel. #
1.	(A) MIKE SHERRARD	WR	UCLA	18
Choice from San Francisco for Cowboys first and fifth round choices.				
1.	(B) No Choice - Traded to San Francisco along with fifth round choice for San Francisco's first round choice.			
2.	DARRYL CLACK	RB	Arizona State	33
Traded to from Indianapolis for Gary Hogeboom.				
3.	MARK WALEN	DT	UCLA	74
4.	MAX ZENDEJAS	K	Arizona	100
5.	No Choice - Traded to San Francisco along with first round choice for San Francisco's first round choice.			
6.	(A) THORNTON CHANDLER	TE	Alabama	140
Choice from Buffalo for Rod Hill.				
6.	(B) STAN GELBAUGH	QB	Maryland	150
Choice from Detroit for Angelo King.				
6.	(C) LLOYD YANCEY	G	Temple	158
7.	JOHNNY HOLLOWAY	DB	Kansas	185
8.	TOPPER CLEMONS	RB	Wake Forest	212
9.	JOHN IONATA	G	Florida State	242
10.	BRYAN CHESTER	G	Texas	269
11.	GARTH JAX	LB	Florida State	296
12.	(A) CHRIS DULIBAN	LB	Texas	307
Choice from Buffalo for Rod Hill.				
12.	(B) TONY FLACK	DB	Georgia	322

1987

(Drafted Alternately 12th and 11th)

Rd.	Player	Pos.	College	Sel. #
1.	DANNY NOONAN	DT	Nebraska	12
2.	RON FRANCIS	CB	Baylor	39
3.	JEFF ZIMMERMAN	OL	Florida	68
4.	KELVIN MARTIN	WR	Boston College	95
5.	EVERETT GAY	WR	Texas	124
6.	JOE ONOSAI	OL	Hawaii	151
7.	KEVIN SWEENEY	QB	Fresno State	180
8.	KEVIN GOGAN	T	Washington	206
9.	ALVIN BLOUNT	RB	Maryland	235
10.	DALE JONES	LB	Tennessee	262
11.	JEFF WARD	K	Texas	291
12.	SCOTT ARMSTRONG	LB	Florida	318

1988

(Drafted Alternately 11th, 14th, 13th, 12th)

Rd.	Player	Pos.	College	Sel. #
1.	MICHAEL IRVIN	WR	Miami, Fla.	11
2.	KEN NORTON, JR.	LB	UCLA	41
3.	MARK HUTSON	G	Oklahoma	67
4.	DAVE WIDELL	T	Boston College	94
5.	No Choice - Traded to Seattle for Ron Essink.			
6.	SCOTT SECULES	QB	Virginia	151
7.	OWEN HOOVEN	T	Oregon State	178
8.	MARK HIGGS	RB	Kentucky	205
9.	BRIAN BEDFORD	WR	California	232
10.	BILLY OWENS	DB	Pittsburgh	263
11.	CHAD HENNING	DE	Air Force	290
12.	BEN HUMMEL	LB	UCLA	317

1989

(Drafted 1st)

Rd.	Player	Pos.	College	Sel. #
1.	TROY AIKMAN	QB	UCLA	1
2.	(A) Steve Wisniewski	G	Penn State	29
	Traded along with sixth round choice to L.A. Raiders for their second, third and fifth round choices.			
2.	(B) DARYL JOHNSTON	FB	Syracuse	39
	Choice from L.A. Raiders along with third and fifth round choices for Cowboys second and sixth round choices.			
3.	(A) MARK STEPENOSKI	OL	Pittsburgh	57
3.	(B) RHONDY WESTON	DE	Florida	68
	Choice from L.A. Raiders along with second and fifth round choices for Cowboys second and sixth round choices.			
4.	TONY TOLBERT	DE	Texas-El Paso	85
4.	(A) KEITH JENNINGS	TE	Clemson	113
5.	(B) WILLIS CROCKETT	LB	Georgia Tech	119
	Choice from L.A. Raiders along with second and third round choices for Cowboys second and sixth round choices.			
5.	(C) JEFF ROTH	DT	Florida	125
	Choice from Denver for Tony Dorsett.			
6.	No Choice - Traded to L.A. Raiders along with second round choice for Raiders second, third and fifth round choices.			
7.	KEVIN PETERSON	LB	Northwestern	168
8.	CHARVEZ FOGER	RB	Nevada-Reno	196
9.	TIM JACKSON	DB	Nebraska	224
10.	ROD CARTER	LB	Miami, Fla.	252
11.	RANDY SHANNON	LB	Miami, Fla.	280
12.	SCOTT ANKROM	WR	Texas Christian	308

1990

(Drafted 1st)

Rd.	Player	Pos.	College	Sel. #
1.	(A) No Choice - Used to select Steve Walsh in the 1989 supplemental draft.			
1.	(B) EMMITT SMITH	RB	Florida	17
	Choice from Pittsburgh for first round choice obtained from Minnesota and third choice obtained from San Francisco.			
2.	ALEXANDER WRIGHT	WR	Auburn	26
3.	(A) No Choice - Traded to Minnesota in Herschel Walker deal.			

- (B) JIMMIE JONESDT..... Miami, Fla. 64
Choice from New England along with sixth and eighth round choices for third choice obtained from Denver, fifth round choice obtained from Miami and Cowboys seventh round choice.
- No Choice - Traded to Denver along with Kevin Brooks for third round choice.
- (A) No Choice - Traded to Washington for Dean Hamel.
- (B) STAN SMAGALACB..... Notre Dame 123
Choice from L.A. Raiders for sixth round choice obtained from Minnesota, eighth round choice obtained from New England, ninth round choice obtained from Seattle, 10th round choice obtained from Indianapolis and 11th round choice obtained from San Francisco.
- No Choice - Traded to San Diego along with sixth round choice obtained from New England and sixth round choice obtained from N.Y. Giants for San Diego's third choice in 1991.
- No Choice - Traded to New England along with third choice obtained from Denver and fifth round choice obtained from Miami for New England's third, sixth and eighth round choices.
- No Choice - Traded to Detroit for Paul Palmer.
- KENNETH GANTCB..... Albany State 221
- No Choice - Traded to Minnesota in Herschel Walker deal.
- DAVE HARPERLB..... Humboldt State 277
- No Choice - Used to select Mike Lowman in the 1989 supplemental draft.

1991

(Drafted Alternately 13th and 14th)

Rd.	Player	Pos.	College	Sel. #
1.	(A) RUSSELL MARYLAND	DT	Miami, Fla.	1
	Choice from New England for first round choice obtained from Minnesota, second round choice, Ron Francis, David Howard and Eugene Lockhart.			
1.	(B) ALVIN HARPER	WR	Tennessee	12
2.	(A) DIXON EDWARDS	LB	Michigan State	37
	Choice from Detroit for first round choice obtained from Washington.			
2.	(B) No Choice - To New England along with first round choice obtained from Minnesota, Ron Francis, David Howard and Eugene Lockhart for New England's first round choice.			
3.	(A) GODFREY MYLES	LB	Florida	62
	Choice obtained from San Diego for 1990 draft choices.			
3.	(B) JAMES RICHARDS	G	California	64
	Choice obtained from Detroit for first round choice obtained from Washington.			
3.	(D) ERIK WILLIAMS	T	Central St. (OH)	70
	Choice obtained from New Orleans in Steve Walsh trade.			
4.	(A) CURVIN RICHARDS	RB	Pittsburgh	97
4.	(B) BILL MUSGRAVE	QB	Oregon	106
	Choice obtained from Kansas City in Steve Pelluer trade.			
4.	(C) TONY HILL	DE	Tenn.-Chattanooga	108
	Choice obtained from Detroit for first round choice obtained from Washington.			
4.	(D) KEVIN HARRIS	DE	Texas Southern	110
	Choice obtained from New England for first round pick obtained from Minnesota.			
5.	(A) No Choice - Traded to L.A. Raiders for John Gesek.			
5.	(B) DARRICK BROWNLOW	LB	Illinois	132
	Choice from Washington for first round choice obtained from New England.			
6.	MIKE SULLIVAN	OL	Miami, Fla.	153
7.	(A) LEON LETT	DE	Emporia (KS) St.	173
	Choice from Denver for Dave Widell.			
7.	(B) No Choice - Traded to L.A. Raiders for Dale Hellestrae.			
8.	No Choice - Traded to Phoenix for Rob Awalt.			
9.	DAMON MAVS	WR	Missouri	235
10.	SEAN LOVE	G	Penn State	264
11.	TONY BOLES	RB	Michigan	291
12.	LARRY BROWN	CB	Texas Christian	320

1992

(Drafted Alternately 24th, 23rd, 22nd, 21st)

Rd.	Player	Pos.	College	Sel. #
1.	(A) KEVIN SMITH	CB	Texas A&M	17
	Choice from Atlanta along with fifth round choice for first and fourth round choices obtained from New England.			

1992 Draft, cont.

- (B) **ROBERT JONES**LB East Carolina 24
- (A) **JIMMY SMITH**WR Jackson State 36
Choice from Cleveland along with fifth round choice for second round choice obtained from New Orleans, eighth round choice obtained from Denver and the Cowboys third, sixth and twelfth-round choices.
- (B) **DARREN WOODSON**S Arizona State 37
Choice from New England along with first and fourth round choices for first and third choices obtained from Minnesota.
- (C) No Choice – Traded to Atlanta along with eighth round choice for Tony Casillas
- (A) **CLAYTON HOLMES**CB Carson-Newman 58
Choice from Washington along with second round choice for second and third choices obtained from Kansas City.
- (B) No Choice – Traded to Cleveland along with second round choice obtained from New Orleans, eighth round choice obtained from Denver and the Cowboys sixth and twelfth-round choices for second and fifth round choices.
- (C) **JAMES BROWN**T Virginia State 82
Choice from Detroit along with fourth and ninth round choices for second round choice obtained from Washington.
- (A) No Choice – Traded to L.A. Raiders for Steve Beuerlein.
- (B) **TOM MYSLINSKI**G Tennessee 109
Choice from Detroit along with third and ninth round choices for second round choice obtained from Washington.
- (A) **GREG BRIGGS**S Texas Southern 120
Choice from Atlanta along with first round choice for first and fourth round choices obtained from New England.
- (B) **ROD MILSTEAD**G Delaware State 121
Choice from Cleveland with second round choice for second round choice obtained from New Orleans, eighth round choice obtained from Denver and the Cowboys third, sixth, and twelfth-round choices.
- (C) No Choice – Traded to Houston along with second round choice in 1991 obtained from Minnesota for Alonzo Highsmith.
- (A) **FALLON WACASEY**TE Tulsa 149
Choice from New England for Jesse Solomon.
- (B) No Choice – Traded to Cleveland along with second round choice obtained from New Orleans, eighth round choice obtained from Denver and the Cowboys third and twelfth-round choices for second and fifth round choices.
- No Choice – Traded to L.A. Raiders for Garry Lewis.
- No Choice – Traded to Atlanta along with second round choice for Tony Casillas.
- (A) **NATE KIRTMAN**S Pomona-Pitzer 248
- (B) **CHRIS HALL**S East Carolina 250
Choice from Detroit along with third and fourth round choices for second round choice obtained from Washington.
- JOHN TERRY**G Livingstone College .. 275
- TIM DANIEL**WR Florida A&M 302
- (A) **DONALD HARRIS**S Texas Tech 317
Choice from New England for Rich Gicewicz.
- (B) No Choice – Traded to Cleveland along with second round choice obtained from New Orleans, the Cowboys third and sixth round choices and the eighth round choice obtained from Denver for second and fifth round choices.

1993

(Drafted 28th)

- | Rd. | Player | Pos. | College | Sel. # |
|-----|--|------|---------|--------|
| 1. | No Choice – Traded to Green Bay along with fourth round choice for two seconds, a fourth and an eighth round choice. | | | |
| 2. | (A) KEVIN WILLIAMSWR Miami, Fla. 46
Choice from Green Bay along with second, fourth and eighth round choices for first and fourth choices. | | | |
| 2. | (B) DARRIN SMITHLB Miami, Fla. 54
Choice from Green Bay along with second, fourth and eighth round choices for first and fourth round choices. | | | |
| 2. | (C) No Choice – Traded to San Francisco along with third choice in 1994 for Charles Haley. | | | |
| 3. | MIKE MIDDLETONS Indiana 84 | | | |
| 4. | (A) DERRICK LASSIERB Alabama 94
Choice from Green Bay along with two second round choices and an eighth round choice for first and fourth round choices. | | | |
| 4. | (B) RON STONET Boston College 96
Choice from L.A. Raiders for Alexander Wright. | | | |

- (C) No Choice – Traded to Green Bay along with first round choice for two second, a fourth and eighth round choices.
- No Choice – Traded to Pittsburgh for Thomas Everett.
- BARRY MINTER**LB Tulsa 168
- BROCK MARION**S Nevada-Reno 196
- (A) **DAVE THOMAS**CB Tennessee 203
Choice from Tampa Bay for Gary Lewis and an eighth round choice.
- (B) **REGGIE GIVENS**S Penn State 213
Choice from Green Bay along with two second round choices and a fourth round choice for first and fourth round choices.
- (C) No Choice – Traded to Tampa Bay along with Gary Lewis for an eighth round choice.

1994

(Drafted 28th)

- | Rd. | Player | Pos. | College | Sel. # |
|-----|--|------|---------|--------|
| 1. | (A) SHANTE CARVERDE Arizona State 23
Choice from San Francisco along with seventh round choice for Cowboys first and second round choices. | | | |
| 1. | (B) No Choice – Traded to San Francisco along with second round choice for first and seventh round choice. | | | |
| 2. | (A) LARRY ALLENOL Sonoma State 46
Compensatory choice | | | |
| 2. | (B) No Choice – Traded to San Francisco along with first round choice for first and seventh round choice. | | | |
| 3. | (A) No Choice – Traded to San Francisco along with second round choice in 1993 for Charles Haley. | | | |
| 3. | (B) GEORGE HEGAMINT North Carolina State. 102
Compensatory choice | | | |
| 4. | (A) WILLIE JACKSONWR Florida 109
Choice from Tampa Bay in Thomas Everett trade. | | | |
| 4. | (B) DEWAYNE DOTSONLB Mississippi 131 | | | |
| 5. | No Choice – Traded to L.A. Raiders along with seventh round choice obtained from San Francisco for Elvis Patterson and L.A. Raiders seventh round choice. | | | |
| 6. | (A) No Choice – Traded to L.A. Rams for Jim Price. | | | |
| 6. | (B) DARREN STUDSTILLDB West Virginia 191
Choice from L.A. Rams for fourth round choice in 1995. | | | |
| 7. | (A) TODDRICK McINTOSHDL Florida State 216
Choice from L.A. Raiders along with Elvis Patterson for Cowboys fifth round choice and seventh round choice obtained from San Francisco. | | | |
| 7. | (B) No Choice – Traded to New England for Hugh Millen. | | | |

1995

(Drafted Alternately 28th and 27th)

- | Rd. | Player | Pos. | College | Sel. # |
|-----|--|------|---------|--------|
| 1. | (A) No Choice – Traded to Tampa Bay for two second round choices. | | | |
| 2. | (A) SHERMAN WILLIAMSRB Alabama 46
Choice from Atlanta along with fourth round choice for a second round choice obtained from Tampa Bay. | | | |
| 2. | (B) KENDELL WATKINSTE Mississippi State 59 | | | |
| 2. | (C) SHANE HANNAHG Michigan State 63
Choice from Tampa Bay along with second round choice for first round choice. | | | |
| 3. | CHARLIE WILLIAMSS Bowling Green 92 | | | |
| 4. | (A) ERIC BJORNSONTE Washington 110
Choice from Atlanta along with second round choice for a second round choice obtained from Tampa Bay. | | | |
| 4. | (B) No Choice – Traded to St. Louis for 1994 sixth round choice. | | | |
| 4. | (C) ALUNDIS BRICECB Mississippi 129
Compensatory choice | | | |
| 4. | (D) LINC HARDENLB Oklahoma State 130
Compensatory choice | | | |
| 5. | (A) No Choice – Used to select John Davis in the 1994 supplemental draft. | | | |
| 5. | (B) EDWARD HERVEYWR Southern California... 166
Compensatory choice | | | |
| 5. | (C) DANA HOWARDLB Illinois 168
Compensatory choice | | | |
| 6. | No Choice – Traded to Chicago along with Vinson Smith and Barry Minter for Kelly Blackwell, Markus Paul and John Roper. | | | |
| 7. | OSCAR STURGISDE North Carolina 236 | | | |

1996

(Drafted 30th)

Rd. Player	Pos.	College	Sel. #
1.	No Choice – Traded to Washington for a second and third choices.		
2.	(A) KAVIKA PITTMAN DE	McNeese State	37
	Choice from Washington along with third choice for first round choice.		
2.	(B) RANDALL GODFREY LB	Georgia	49
	Choice from Miami for second round choice and fourth round choice obtained from N.Y. Giants as compensation for signing Ron Stone.		
2.	(C) No Choice – Traded to Miami along with fourth round choice obtained from N.Y. Giants as compensation for signing of Ron Stone for second round choice.		
3.	(A) CLAY SHIVER C	Florida State	67
	Choice from Washington along with second round choice for first round choice.		
3.	(B) No Choice – Used to select Darren Benson in the 1995 supplemental draft.		
3.	(C) STEPFRET WILLIAMS WR	N.E. Louisiana	94
	Compensatory choice		
3.	(D) MIKE ULUFALE DL	Brigham Young	95
	Compensatory choice		
4.	No Choice – Traded to Atlanta along with fifth round choice for Roger Harper.		
5.	(A) KENNETH McDANIEL G	Norfolk State	157
	Choice from Baltimore for fourth round choice in 1997.		
5.	(B) No Choice – Traded to Atlanta along with fourth round choice for Roger Harper.		
5.	(C) ALAN CAMPOS LB	Louisville	167
	Compensatory choice		
6.	(A) No Choice – Traded to Chicago for Jim Schwantz.		
6.	(B) WENDELL DAVIS CB	Oklahoma	207
	Compensatory choice		
7.	RYAN WOOD FB	Arizona State	243

1997

(Drafted Alternately 25th, 24th, 23rd, 22nd)

Rd. Player	Pos.	College	Sel. #
1.	(A) DAVID LaFLEUR TE	Louisiana State	22
	Choice from Philadelphia for first round choice, fifth round choice and third choice in 1998.		
1.	(B) No Choice – Traded to Philadelphia along with fifth round choice and third choice in 1998 for first round choice.		
2.	No Choice – Traded to Detroit for third and fourth round choices.		
3.	(A) DEXTER COAKLEY LB	Appalachian State	65
	Choice from Detroit along with fourth round choice for second round choice.		
3.	(B) STEVE SCIFRES G/T	Wyoming	83
3.	(C) KENNY WHEATON CB	Oregon	94
	Compensatory Choice		
4.	(A) ANTONIO ANDERSON DT	Syracuse	101
	Choice from Detroit along with third for second round choice.		
4.	(B) No Choice – Traded to Baltimore for 1996 fifth round choice.		
4.	(C) MACEY BROOKS WR	James Madison	127
	Compensatory Choice		
4.	(D) NICKY SUALUA FB	Ohio State	129
	Compensatory Choice		
5.	No Choice – Traded to Philadelphia along with first round choice and third choice in 1998 for first round choice.		
6.	LEE VAUGHN CB	Wyoming	187
7.	OMAR STOUTMIRE S	Fresno State	224

1998

(Drafted Alternately 8th, 7th, 9th)

Rd. Player	Pos.	College	Sel. #
1.	GREG ELLIS DE	North Carolina	8
1.	FLOZEL ADAMS T	Michigan State	38
3.	No Choice – Traded to Philadelphia along with first round choice and fifth round choice in 1997 for first round choice in 1997.		
4.	MICHAEL MYERS DL	Alabama	100
5.	(A) DARREN HAMBRICK LB	South Carolina	130
5.	(B) OLIVER ROSS OL	Iowa State	138
	Choice from Seattle for sixth and seventh round choices in 1998.		

6.	(A) No Choice – Traded to Seattle along with seventh round choice for fifth round choice.		
6.	(B) ZELL REESE S	Alabama-Birmingham	188
	Compensatory Choice		
7.	(A) No Choice – Traded to Seattle along with sixth round choice for fifth round choice.		
7.	(B) TARIK SMITH RB	California	223
	Compensatory Choice.		
7.	(C) ANTONIO FLEMING G	Georgia	227
	Compensatory Choice		
7.	(D) ROD MONROE TE	Cincinnati	237
	Compensatory Choice		

1999

(Drafted Alternately 22nd, 23rd, 24th)

Rd. Player	Pos.	College	Sel. #
1.	(A) EBENEZER EKUBAN DE	North Carolina	20
1.	(B) No Choice – Traded to Seattle along with fifth round choice obtained from Carolina as compensation for the signing of Patrick Jeffers for first round choice.		
2.	SOLOMON PAGE T	West Virginia	55
3.	DAT NGUYEN LB	Texas A&M	85
4.	(A) WANE MCGARITY WR	Texas	118
4.	(B) PEPPI ZELLNER DE	Fort Valley State	132
	Compensatory Choice		
5.	No Choice – Traded to Denver for past considerations.		
6.	MARTAY JENKINS WR	Nebraska-Omaha	193
6.	(A) MIKE LUCKY TE	Arizona	229
7.	(B) KELVIN GARMON OL	Baylor	243
	Compensatory Choice		

2000

(Drafted Alternately 19th, 18th, 17th, 16th, 15th, 14th, 13th)

Rd. Player	Pos.	College	Sel. #
1.	No Choice – Traded to Seattle along with first round choice in 2001 for Joey Galloway.		
2.	DWAYNE GOODRICH CB	Tennessee	49
3.	No Choice – Traded to Seattle for James McNight.		
4.	KAREEM LARRIMORE CB	West Texas A&M	109
5.	MICHAEL WILEY RB	Ohio State	144
6.	MARIO EDWARDS CB	Florida State	180
7.	ORANTES GRANT LB	Georgia	219

2001

(Drafted Alternately 7th, 6th, 8th)

Rd. Player	Pos.	College	Sel. #
1.	No Choice – Traded to Seattle along with first round choice in 2000 for Joey Galloway.		
2.	(A) No Choice – Traded to Indianapolis for second round and third draft choices.		
2.	(B) QUINCY CARTER QB	Georgia	53
	Choice from New Orleans for third draft choice and third draft choice obtained from Indianapolis.		
2.	(C) TONY DIXON S	Alabama	56
	Choice from Miami along with fourth round draft choice for second round draft choice obtained from Indianapolis.		
3.	(A) No Choice – Traded to New Orleans along with third draft choice obtained from Indianapolis for second round draft choice.		
3.	(B) WILLIE BLADE DT	Mississippi State	93
	Compensatory Choice		
4.	(A) No Choice – Traded to Atlanta along with seventh round choice in 2002 for O.J. Santiago.		
4.	(B) MARKUS STEELE LB	Southern California	122
	Choice from Miami along with second round choice for second round choice.		
5.	MATT LEHR G	Virginia Tech	137
6.	DALEROY STEWART DT	Southern Mississippi	171
7.	(A) COLSTON WEATHERINGTON DE	Central Missouri St.	207
7.	(B) JOHN NIX DT	Southern Mississippi	240
	Compensatory Choice		
7.	(C) CHAR-RON DORSEY T	Florida State	242
	Compensatory Choice		

2002

(Drafted Alternately 6th, 5th, 7th)

Rd.	Player	Pos.	College	Sel. #
1.	(A) No Choice – Traded to Kansas City for first and third round choices in 2002 and sixth round choice in 2003.			
1.	(B) ROY WILLIAMS	S	Oklahoma	8
	Choice from Kansas City along with third round choice in 2002 and sixth round choice in 2003 for first round choice.			
2.	(A) ANDRE GURODE	G	Colorado	37
2.	(B) ANTONIO BRYANT	WR	Pittsburgh	63
	Choice from Chicago along with fourth round choice for third, fourth and fifth round choices.			
3.	No Choice – Traded to Chicago along with fourth and fifth round choices for second and fourth round choices.			
3.	DEREK ROSS	CB	Ohio State	75
	Choice from Kansas City along with first round choice in 2002 and sixth round choice in 2003 for first round choice.			
4.	(A) No Choice – Traded to Chicago along with third and fifth round choices for second and fourth round choices.			
4.	(B) JAMAR MARTIN	FB	Ohio State	129
	Choice from Chicago along with second round choice for third, fourth and fifth round choices.			
5.	(A) No Choice – Traded to Chicago along with third and fourth round choices for second and fourth round choices.			
5.	(B) PETE HUNTER	CB	Virginia Union	168
	Compensatory Choice Choice from New England for seventh round choice in 2002 obtained from Miami and fifth round choice in 2003.			
6.	(A) TYSON WALTER	T	Ohio State	179
6.	(B) De'VAREN JOHNSON	WR	Sacred Heart	208
	Compensatory Choice			
6.	(C) BOB SLOWIKOWSKI	TE	Virginia Tech	211
	Compensatory Choice			
7.	No Choice – Traded to Atlanta along with fourth round choice in 2001 for O.J. Santiago.			

2003

(Drafted Alternately 5th and 6th)

Rd.	Player	Pos.	College	Sel. #
1.	TERENCE NEWMAN	CB	Kansas State	5
2.	AL JOHNSON	C	Wisconsin	38
3.	JASON WITTEN	TE	Tennessee	69
4.	BRADIE JAMES	LB	Louisiana State	103
5.	No Choice – Traded to New England along with seventh round choice in 2002 obtained from Miami for fifth round choice in 2002.			
6.	(A) B.J. TUCKER	CB	Wisconsin	178
6.	(B) ZURIEL SMITH	WR	Hampton	186
	Choice from Kansas City along with first- and third-round choices in 2002 for first round choice in 2002.			
7.	JUSTIN BATES	G	Colorado	219

2004

(Drafted Alternately 22nd, 21st, 20th, 25th, 24th, 23rd)

Rd.	Player	Pos.	College	Sel. #
1.	No Choice – Traded to Buffalo for second and fifth round choices in 2004 and first round choice in 2005.			
2.	(A) JULIUS JONES	RB	Notre Dame	43
	Choice from Buffalo along with fifth round choice and first round choice in 2005 for first round choice.			
2.	(B) JACOB ROGERS	T	Southern California	52
3.	STEPHEN PETERMAN	G	Louisiana State	83
4.	BRUCE THORNTON	CB	Georgia	121
5.	(A) SEAN RYAN	TE	Boston College	144
	Choice from Buffalo along with second round choice and first round choice in 2005 for first round choice.			
5.	(B) No Choice – Traded to New Orleans for sixth and seventh round choices.			
6.	No Choice – Traded to Green Bay for Terry Glenn			
7.	(A) NATHAN JONES	CB	Rutgers	205
	Choice from Oakland along with another seventh round choice for sixth round choice.			
7.	(B) PATRICK CRAYTON	WR	NW Oklahoma	216
	Choice from Tampa Bay along with Darian Barnes for seventh round choice.			

7. (C) JACQUES REEVES.....CB.....Purdue.....223
Choice from Oakland along with another seventh round choice for a sixth round choice. Pick was originally traded by Dallas to Oakland for Kenyon Coleman.

2005

(Drafted Alternately 11th, 10th, 9th, 8th, 12th)

Rd.	Player	Pos.	College	Sel. #
1.	(A) DEMARCUS WARE	DE	Troy	11
1.	(B) MARCUS SPEARS	DE	Louisiana State	20
	Choice from Buffalo along with second and fifth round choices in 2004 for first round choice in 2004.			
2.	KEVIN BURNETT	LB	Tennessee	42
3.	No Choice – Traded to Houston for Drew Henson			
4.	(A) MARION BARBER III	RB	Minnesota	109
4.	(B) CHRIS CANTY	DE	Virginia	132
	Choice from Philadelphia along with sixth round choice in 2006 or fifth round choice in 2005 and fourth round choice in 2006.			
5.	No Choice – Traded to Philadelphia along with fourth round choice in 2006 for fourth round choice in 2005 and sixth round choice in 2006.			
6.	(A) No Choice – Traded to Oakland along with seventh round choice in 2004 for Kenyon Coleman.			
6.	(B) JUSTIN BERIAULT	S	Ball State	208
	Compensatory Choice			
6.	(C) ROB PETITTI	T	Pittsburgh	209
	Compensatory Choice			
7.	JAY RATLIFF	DT	Auburn	224

2006

(Drafted alternately 18th, 17th, 16th, 19th)

Rd.	Player	Pos.	College	Sel. #
1.	BOBBY CARPENTER	LB	Ohio State	18
2.	(A) No Choice – Traded to N.Y. Jets for second, sixth and seventh round choices.			
2.	(B) ANTHONY FASANO	TE	Notre Dame	53
	Choice from N.Y. Jets along with sixth and seventh round choices for second round choice.			
3.	(A) No Choice – Traded to Jacksonville for third and fourth round choices.			
3.	(B) JASON HATCHER	DE	Grambling	92
	Choice from Jacksonville along with fourth round choice for third round choice.			
4.	(A) No Choice – Traded to Philadelphia along with fifth round choice in 2005 for fourth round choice in 2005 and sixth round choice in 2006.			
4.	(B) SKYLER GREEN	WR	Louisiana State	125
	Choice from Jacksonville along with third round choice for third round choice.			
5.	(A) PAT WATKINS	S	Florida State	138
	Choice from N.Y. Jets for fifth and sixth round choices.			
5.	(B) No Choice – Traded to N.Y. Jets along with sixth round choice for fifth round choice.			
6.	(A) MONTAVIOUS STANLEY	DT	Louisville	182
	Choice from Philadelphia along with fourth round choice in 2005 for fifth round choice in 2005 and fourth round choice in 2006.			
6.	(B) No Choice – Traded to Kansas City for Scott Fujita.			
7.	(A) PAT McQUISTAN	T	Weber State	211
	Choice from N.Y. Jets along with second and sixth round choices for second round choice.			
7.	(B) E.J. WHITLEY	G	Texas Tech	224

2007

(Drafted Alternately 22nd, 21st, 24th, 23rd)

Rd.	Player	Pos.	College	Sel. #
1.	(A) No Choice – Traded to Cleveland for second round choice and first round choice in 2008.			
1.	(B) ANTHONY SPENCER	DE	Purdue	26
	Choice from Philadelphia for second round choice from Cleveland and third and fifth round choices.			
2.	No Choice – Traded to Cleveland along with sixth round choice for third, fourth and sixth round choices.			
3.	(A) JAMES MARTEN	T	Boston College	67
	Choice from Cleveland along with fourth and sixth round choices for second and sixth round choices.			

- 3. (B) No Choice – Traded to Philadelphia along with second round choice from Cleveland and fifth for first round choice.
- 4. (A) **ISAIAH STANBACK**.....WR..... Washington.....103
Choice from Cleveland along with third and sixth round choices for second and sixth round choices.
- 4. (B) **DOUG FREE**.....T..... Northern Illinois.....122
- 5. No Choice – Traded to Philadelphia along with second round choice from Cleveland and third for first round choice.
- 6. (A) **NICK FOLK**.....K..... Arizona.....178
Choice from Cleveland along with third and fourth round choices for second and sixth round choices.
- 6. (B) **DEON ANDERSON**.....FB..... Connecticut.....195
Choice reacquired from Cleveland for sixth round choice from N.Y. Jets in Pete Hunter trade and seventh round choice.
- 7. (A) **COURTENY BROWN**.....CB..... Cal Poly-SLO.....212
Choice from N.Y. Jets for Sean Ryan.
- 7. (B) No Choice – Traded to Cleveland along with sixth round choice for sixth round choice.
- 7. (C) **ALAN BALL**.....CB..... Illinois.....237
Choice from New Orleans for Scott Shanle.

2008

(Drafted Alternately 28th, 30th, 29th)

Rd.	Player	Pos.	College	Sel. #
1.	(A) FELIX JONES	RB	Arkansas	22
	Choice from Cleveland along with second round choice in 2007 for first round choice in 2007.			
1.	(B) MIKE JENKINS	CB	South Florida	25
	Choice from Seattle for first, fifth and seventh round choices.			
2.	MARTELLUS BENNETT	TE	Texas A&M	61
	No Choice – Traded to Detroit for fourth round choice and fourth round choice in 2009.			
4.	(A) No Choice – Traded to Oakland for fourth and seventh round choices. Pick was originally traded by Miami to Dallas for Akin Ayodele and Anthony Fasano.			
4.	(B) No Choice – Traded to Cleveland for fourth and fifth round choices. Pick was originally obtained from Oakland.			
4.	(C) No Choice – Traded to Cleveland for third round choice in 2009. Pick was originally obtained from Detroit.			
4.	(D) TASHARD CHOICE	RB	Georgia Tech	122
	Choice from Cleveland along with fifth round choice for fourth round choice.			
4.	(E) No Choice – Traded to Tennessee for Adam Jones.			
5.	(A) ORLANDO SCANDRICK	CB	Boise State	143
	Choice from Jacksonville for fifth and seventh round choices.			
6.	(A) ERIK WALDEN	LB	Middle Tennessee St.	167
	Choice from Miami along with sixth round choice in 2009 for Jason Ferguson and sixth round choice.			
6.	(B) No Choice – Traded to Miami for Jason Ferguson for sixth choice and sixth round choice in 2009.			
7.	(A) No Choice – Traded to Jacksonville along with fifth round choice for fifth round choice.			
7.	(B) No Choice – Traded to Seattle along with first and fifth round choice for first round choice.			

2009

(Drafted Alternately 20th, 19th, 18th, 17th)

Rd.	Player	Pos.	College	Sel. #
1.	No choice – traded to Detroit along with third and sixth round choice for Roy Williams and seventh round choice.			
2.	No choice – traded to Buffalo for third and fourth round choices.			
3.	(A) JASON WILLIAMS	LB	Western Illinois	69
	Choice from Cleveland for fourth round choice in 2008.			
3.	(B) ROBERT BREWSTER	T	Ball State	75
	Choice from Buffalo along with fourth round choice for second round choice.			
3.	(C) No choice – traded to Detroit along with first and sixth round choices for Roy Williams and seventh round choice.			
4.	(A) STEPHEN McGEE	QB	Texas A&M	101
	Choice from Detroit along with a fourth round choice in 2008 for third round choice in 2008.			
4.	(B) VICTOR BUTLER	LB	Oregon State	110
	Choice from Buffalo along with third round choice for second round choice.			

- 4. (C) No choice – traded to Tampa Bay for fourth round choice and seventh round choice.
- 4. (D) **BRANDON WILLIAMS**.LB..... Texas Tech.....120
Choice from Tampa Bay along with seventh round choice for fourth round choice.
- 5. (A) **DeANGELO SMITH**.....CB..... Cincinnati.....143
Choice from Atlanta for fifth round choice and seventh round choice.
- 5. (B) **MICHAEL HAMLIN**.....S..... Clemson.....166
Choice from Tennessee for Adam Jones and fourth round choice in 2008.
- 5. (C) **DAVID BUEHLER**.....K..... Southern California.....172
Compensatory Choice
- 6. (A) No choice – traded to Detroit along with first and third round choice for Roy Williams and seventh round choice.
- 6. (B) **STEPHEN HODGE**.....LB..... Texas Christian.....197
Choice from Miami along with sixth round choice in 2008 for Jason Ferguson along with sixth round choice in 2008.
- 6. (C) **JOHN PHILLIPS**.....TE..... Virginia.....208
Compensatory Choice
- 7. (A) **MIKE MICKENS**.....CB..... Cincinnati.....227
- 7. (B) **MANUEL JOHNSON**.....WR..... Oklahoma.....229
Choice from Tampa Bay along with fourth round choice for fourth round choice.

2010

(Drafted 27th)

Rd.	Player	Pos.	College	Sel. #
1.	DEZ BRYANT	WR	Oklahoma State	24
	Choice from New England along with fourth round choice in 2010 for first and third round choice in 2010.			
2.	SEAN LEE	LB	Penn State	55
	Choice from Philadelphia for second and fourth round choices.			
3.	No Choice – Traded to New England for first and fourth round choice in 2010 along with first round choice in 2010.			
4.	AKWASI OWUSU-ANSAH	S	Indiana (PA)	126
	Choice from San Diego along with sixth round choice for fourth round choice.			
5.	No Choice – Traded to Denver for Montrae Holland.			
6.	(A) SAM YOUNG	T	Notre Dame	179
	Choice from San Diego along with fourth round choice for fourth round choice.			
6.	(B) JAMAR WALL	CB	Texas Tech	196
7.	SEAN LISSEMORE	DL	William & Mary	234

2011

(Drafted Alternately 9th, 8th 7th)

Rd.	Player	Pos.	College	Sel. #
1.	TYRON SMITH	T	Southern California	9
2.	BRUCE CARTER	LB	North Carolina	40
3.	DeMARCO MURRAY	RB	Oklahoma	71
4.	DAVID ARKIN	G	Missouri State	110
5.	JOSH THOMAS	CB	Buffalo	143
6.	DWAYNE HARRIS	WR	East Carolina	176
7.	No Choice – Selected Josh Brent in the 2010 Supplemental Draft.			
7.	(A) SHAUN CHAPAS	FB	Georgia	220
	Choice from San Diego for Patrick Crayton.			
7.	(B) BILL NAGY	C	Wisconsin	252
	Compensatory Choice			

2012

(Drafted Alternately 14th, 13th 19th, 18th, 17th, 16th, 15th)

Rd.	Player	Pos.	College	Sel. #
1.	MORRIS CLAIBORNE	CB	Louisiana State	6
	Choice from St. Louis through Washington for first and second round choice.			
2.	No Choice – traded to St. Louis along with first round choice for first round choice.			
3.	TYRONE CRAWFORD	DE	Boise State	81
4.	(A) KYLE WILBER	LB	Wake Forest	113
4.	(B) MATT JOHNSON	S	Eastern Washington	135
	Compensatory Choice			
5.	DANNY COALE	WR	Virginia Tech	152
6.	JAMES HANNA	TE	Oklahoma	286
7.	CALEB MCSURDY	LB	Montana	222

2013

(Drafted Alternately 18th, 17th)

Rd.	Player	Pos.	College	Sel. #
1.	(A) No Choice – Traded to San Francisco for first and third round choices in 2013.			
1.	(B) TRAVIS FREDERICK...C/G.....	Wisconsin		31
Choice from San Francisco along with third round choice in 2013 for first round choice in 2013.				
2.	GAVIN ESCOBAR.....TE.....	San Diego State		47
3.	(A) TERRANCE WILLIAMS...WR.....	Baylor		74
Choice from San Francisco along with first round choice in 2013 for first round choice in 2013.				
3.	(B) J.J. WILCOX.....S.....	Georgia Southern		80
4.	B.W. WEBB.....CB.....	Boise State		114
5.	JOSEPH RANDLE.....RB.....	Oklahoma State		151
6.	DeVONTE HOLLAMAN...LB.....	South Carolina		185
7.	No Choice – traded to Miami for Ryan Cook.			

2014

(Drafted Alternately 16th, 15th, 14th, 19th, 18th, 17th)

Rd.	Player	Pos.	College	Sel. #
1.	ZACK MARTIN.....G.....	Notre Dame		16
2.	DeMARCUS LAWRENCE...DE.....	William & Mary		34
Choice from Washington for second round third round choices in 2014.				
3.	No Choice – traded to Washington along with second round choice for second round choice.			
4.	ANTHONY HITCHENS.....LB.....	Iowa		119
5.	DEVIN STREET.....WR.....	Pittsburgh		146
Choice from Detroit for fifth and seventh round choices in 2014.				
7.	(A) BEN GARDNER.....DE.....	Stanford		231
7.	(B) WILL SMITH.....LB.....	Texas Tech		238
7.	(C) AHMAD DIXON.....S.....	Baylor		248
Compensatory Choice				
7.	(D) KEN BISHOP.....NT.....	Northern Illinois		251
Compensatory Choice				
7.	(E) TERRANCE MITCHELL...CB.....	Oregon		254
Compensatory Choice				

2015

(Drafted Alternately 27th, 28th)

Rd.	Player	Pos.	College	Sel. #
1.	BYRON JONES.....CB.....	Connecticut		27
2.	RANDY GREGORY.....DE.....	Nebraska		60
3.	CHAZ GREEN.....T.....	Florida		91
4.	DAMIEN WILSON.....LB.....	Minnesota		127
5.	RYAN RUSSELL.....DE.....	Purdue		163
No Choice – Traded to Baltimore for Rolando McClain.				
7.	(A) MARK NZEOCHA.....LB.....	Wyoming		236
Choice from San Diego for Sean Lissemore.				
7.	(B) LAURENCE GIBSON...T.....	Virginia Tech		243
Choice from Baltimore for Rolando McClain.				
7.	(C) GEOFF SWAIM.....TE.....	Texas		246
Choice from San Francisco for a sixth round choice in 2016.				

2016

(Drafted Alternately 4th, 3rd)

Rd.	Player	Pos.	College	Sel. #
1.	EZEKIEL ELLIOTT.....RB.....	Ohio State		4
2.	JAYLON SMITH.....LB.....	Notre Dame		34
3.	MALIEK COLLINS.....DT.....	Nebraska		67
4.	(A) CHARLES TAPPER...DE.....	Oklahoma		101
4.	(B) DAK PRESCOTT.....QB.....	Mississippi State		135
Compensatory Choice				
5.	No Choice – traded to Oakland for Brice Butler and sixth round choice in 2016.			
6.	(A) ANTHONY BROWN...CB.....	Purdue		189
Choice from Oakland with Brice Butler.				
6.	(B) KAVON FRAZIER.....S.....	Central Michigan		212
Compensatory Choice				

6. (C) DARIUS JACKSON....RB..... Eastern Michigan.....216
Compensatory Choice
6. (D) RICO GATHERS.....TE..... Baylor217
Compensatory Choice
7. No Choice – Traded to Seattle for Christine Michael.

2017

(Drafted 28th)

Rd.	Player	Pos.	College	Sel. #
1.	TACO CHARLTON.....DE.....	Michigan		28
2.	CHIDOBÉ AWUJIE.....CB.....	Colorado		60
3.	JOURDAN LEWIS.....CB.....	Michigan		92
4.	RYAN SWITZER.....WR.....	North Carolina		133
5.	No Choice – traded to Buffalo for Matt Cassell and 2017 seventh round choice			
6.	(A) XAVIER WOODS.....S.....	Louisiana Tech		191
Choice from N.Y. Jets for fifth round choice in 2018				
6.	(B) No Choice – traded to New England for a sixth round choice in 2017 and a seventh round choice in 2017			
6.	(C) MARQUEZ WHITE.....CB.....	Florida State		216
Choice from New England for sixth round choice in 2017 Compensatory Choice				
7.	(A) JOEY IVIE.....DT.....	Florida		228
7.	(B) NOAH BROWN.....WR.....	Ohio State		239
Choice from New England for sixth round choice in 2017				
7.	(C) JORDAN CARRELL....DT.....	Colorado		246
Choice from Buffalo along with Matt Cassell for 2017 fifth round choice				

2018

(Drafted Alternately 19th, 18th, 17th, 16th)

Rd.	Player	Pos.	College	Sel. #
1.	LEIGHTON VANDER ESCH...LB.....	Boise State		19
2.	CONNOR WILLIAMS.....G.....	Texas		50
3.	MICHAEL GALLUP.....WR.....	Colorado State		81
4.	(A) DORANCE ARMSTRONG...DE.....	Kansas		116
4.	(B) DALTON SCHULTZ...TE.....	Stanford		137
Compensatory Choice				
5.	(A) No Choice – traded to New England for sixth round pick in 2017 (Xavier Woods).			
5.	(B) MIKE WHITE.....QB.....	Western Kentucky		171
Compensatory Choice				
5.	(C) No Choice – traded to Oakland for fifth round pick in 2018 for Jamize Olawale and a sixth round pick in 2018.			
Compensatory Choice				
6.	(A) No Choice – traded to L.A. Rams for Tavon Austin.			
6.	(B) CHRIS COVINGTON...LB.....	Indiana		193
6.	(C) CEDRICK WILSON.....WR.....	Boise State		208
7.	BO SCARBROUGH.....RB.....	Alabama		236

2019

(Drafted Alternately 27th, 26th)

1.	No Choice – Traded to Oakland for Amari Cooper.			
2.	TRYSTEN HILL.....DT.....	Central Florida		58
3.	CONNOR MCGOVERN....G.....	Penn State		90
4.	(A) TONY POLLARD.....RB.....	Memphis		128
4.	(B) No Choice – traded to Cincinnati for fifth round pick in 2019 and sixth round pick in 2019.			
Compensatory Choice				
5.	(A) No Choice – traded to Oakland for fifth round pick in 2019 and seventh round pick in 2019.			
Choice from Cincinnati for fourth round choice in 2019.				
5.	(B) MIKE JACKSON.....CB.....	Miami		158
Choice from Oakland for a fifth round choice in 2019.				
5.	(C) JOE JACKSON.....DE.....	Miami		165
6.	(A) No Choice – Traded to Cincinnati for Bené Benwikere.			
6.	(B) DONOVAN WILSON...S.....	Texas A&M		213
Choice from Cincinnati for fourth round choice in 2019.				
7.	(A) MIKE WEBER.....RB.....	Ohio State		218
Choice from Oakland for a fifth round choice in 2019.				
7.	(B) JALEN JELKS.....DE.....	Oregon		241

2020

(Drafted Alternately 17th, 19th, 18th)

1. **CEEDEE LAMB**.....WR Oklahoma17
2. **TREVON DIGGS**.....CB Alabama51
3. **NEVILLE GALLIMORE**.....DT Oklahoma82
4. (A) **REGGIE ROBINSON**.....CB Tulsa123
4. (B) **TYLER BIADASZ**.....C..... Wisconsin146
Choice from Philadelphia for a fifth round choice in 2020 and a fifth round choice in 2021.
Compensatory choice
5. (A) No choice – traded to Philadelphia with a fifth round in 2021 for a fourth round in 2020.
5. (B) **BRADLEE ANAE**.....DE UTAH179
Compensatory choice
6. No choice - traded to New England for Michael Bennett.
7. **BEN DNUCCI**QB James Madison231

2021

(Drafted Alternately 10th, 12th, 11th)

1. **MICAH PARSONS**.....LB Penn State12
Choice from Philadelphia along with a third round choice in 2021 for a first round choice in 2021
2. **KELVIN JOSEPH**.....CB Kentucky44
3. (A) **OSA ODIGHIZUWA**.....DT UCLA75
3. (B) **CHAUNCEY GOLSTON**.DE Iowa84
Choice from Philadelphia along with a first round choice in 2021 for a first round choice in 2021
3. (C) **NAHSHON WRIGHT**.....CB Oregon State99
Compensatory choice
4. (A) **JABRIL COX**.....LB Louisiana State115
4. (B) **JOSH BALL**.....T Marshall138
Compensatory choice
5. (A) No Choice – traded to Philadelphia with a fifth round choice in 2020 for a fourth round choice in 2020.
5. (B) **SIMI FEHOKO**.....WR Stanford178
Compensatory choice
6. (A) **QUINTON BOHANNA**.DT Kentucky194
Choice from Detroit for Everson Griffen
6. (B) **ISRAEL MUKUAMU**.....FS South Carolina227
Compensatory choice
7. **MATT FARNIOK**.....G..... Nebraska238

2022

(Drafted 24th)

1. **TYLER SMITH**.....OT Tulsa24
1. **SAM WILLIAMS**.....DE Mississippi56
3. **JALEN TOLBERT**.....WR South Alabama88
4. **JAKE FERGUSON**.....TE Wisconsin129
5. (A) **MATT WALETZKO**.....OT North Dakota155
Choice from Cleveland along with a sixth round choice in 2022 for Amari Cooper
5. (B) **DARON BLAND**.....CB Fresno State167
5. (C) **DAMONE CLARK**.....LB Louisiana State176
Compensatory choice
5. (D) **JOHN RIDGEWAY**.....DT Arkansas178
Compensatory choice
6. **DEVIN HARPER**.....LB Oklahoma State193
Choice from Cleveland along with a fifth round choice in 2022 for Amari Cooper
7. No choice – traded to Houston for Eli Ankou in 2020.

2023

(Drafted 26th in the first round and 27th in each additional round)

1. **MAZI SMITH**.....DT Michigan26
2. **LUKE SCHOONMAKER**.....TE Michigan58

3. De**MARVION OVERSHOWN**..LB Texas90
4. **VILIAMI FEHOKO**.....DE San Jose State129
5. (A) No Choice – traded to Houston for Brandin Cooks
5. (B) **ASIM RICHARDS**.....T North Carolina169
Compensatory choice
5. (C) No Choice – traded to Indianapolis for Stephon Gilmore
Compensatory choice
6. (A) **ERIC SCOTT**.....CB Southern Mississippi.....178
Choice from Kansas City for fifth round choice in 2024
6. (B) No Choice – traded to Las Vegas for Johnathan Hankins
6. (C) **DEUCE VAUGHN**.....RB Kansas State212
Compensatory choice
7. **JALEN BROOKS**.....WR South Carolina244

2024

(Drafted 24th)

1. **TYLER GUYTON**.....T Oklahoma29
Choice from Detroit along with a third round choice in 2024 for a first round choice in 2024
2. **MARSHAWN KNEELAND**.DE Western Michigan56
3. (A) **COOPER BEEBE**.....G/C Kansas State73
Choice from Detroit along with a first round choice in 2024 for a first round choice in 2024
3. (B) **MARIST LIUFAU**.....LB Notre Dame87
4. No Choice – traded to San Francisco for Trey Lance
5. (A) No Choice - traded to Kansas City for Eric Scott
5. (B) **CAELEN CARSON**.....CB Wake Forest174
Compensatory choice
6. (A) No Choice - traded to Houston for Brandin Cooks
6. (B) **RYAN FLOURNOY**.....WR SE Missouri State216
Compensatory choice
7. (A) **NATHAN THOMAS**.....GT Louisiana233
Choice from Las Vegas trade for Johnathan Hankins
7. (B) **JUSTIN ROGERS**.....DT Auburn244

2025

(Drafted 12th)

1. **TYLER BOOKER**.....G..... Alabama12
2. **DONOVAN EZEIRUAKU**...DE Boston College44
3. **SHAVON REVEL**.....CB East Carolina76
4. No Pick – Traded to Carolina for Jonathan Mingo
5. (A) **JAYDON BLUE**.....RB Texas149
5. (B) **SHEMAR JAMES**.....LB Florida152
Choice from Arizona for fifth round choice and sixth round choice in 2025
5. (C) No Pick – Traded to Buffalo for Kair Elam
Compensatory Choice
5. (D) No Pick – Traded to New England for Joe Milton171
Compensatory Choice
5. (E) No Pick – Traded to Arizona for fifth round choice in 2025
Compensatory Choice
6. (A) No Pick – Traded to Tennessee for Kenneth Murray
6. (B) **AJANI CORNELIUS**.....T Oregon204
Choice from Buffalo with Kair Elam for a fifth round choice in 2025
6. (C) No Pick –Traded to Arizona for fifth round choice in 2025
Compensatory Choice
7. (A) **JAY TOIA**.....DT UCLA217
Choice from New England for Joe Milton package
7. (B) No Pick – Traded to Detroit part of 2024 draft package
7. (C) **PHIL MAFAH**.....RB Clemson239
Choice from Tennessee with Kenneth Murray for a sixth round choice in 2025
7. (D) **TOMMY AKINGBESOTE**.DT Maryland247
Choice from Carolina with Jonathan Mingo for a fourth round choice in 2025

1989**PLAN B****PLAYERS SIGNED (5):**

C Eric Coyle
(from Washington)
DB Ray Horton
(from Cincinnati)

TE Anthony Jones
(from San Diego)
LB Eric Napski
(from New England)
RB Kevin Scott
(from San Diego)

PLAYERS LOST (6):

C Bob Brotzki
(by Atlanta)
TE Doug Cosbie
(by Denver)
RB Mark Higgs
(by Philadelphia)
LB Garth Jax
(by Phoenix)
WR Mike Sherrard
(from San Francisco)
QB Kevin Sweeney
(by San Francisco)

1990**PLAN B****PLAYERS SIGNED (16):**

FB Tommie Agee
(from Kansas City)
T Louis Cheek
(from Miami)
LB Terrence Cooks
(from New England)
DB Antonio Gibson
(from New Orleans)
WR Rod Harris
(from New Orleans)
OL Greg Johnson
(from Miami)
LB Walter Johnson
(from New Orleans)
RB Keith Jones
(from Cleveland)
WR Dennis McKinnon
(from Chicago)
TE Jay Novacek
(from Phoenix)

DE Lybrant Robinson
(from Washington)
G Tony Stalon
(from L.A. Rams)
LB Vinson Smith
(from Pittsburgh)
DE Anthony Spears
(from Houston)
S James Washington
(from L.A. Rams)
WR Mike Williams
(from Detroit)

PLAYERS LOST (4):

WR Cornell Burbage
(by Minnesota)
WR Bernard Ford
(by Houston)
RB Paul Palmer
(by Cincinnati)
C Bob White
(by New England)

Cowboys and Free Agency**1991****PLAN B****PLAYERS SIGNED (4):**

DB Odie Harris
(from Tampa Bay)
TE Craig Hudson
(from Green Bay)
TE Alfredo Roberts
(from Kansas City)
OL Alan Veingard
(from Green Bay)

PLAYERS LOST (2):

G Crawford Ker
(by Denver)
FB Robert Perryman
(by Denver)

1992**PLAN B****PLAYERS SIGNED (4):**

LB Bernard Clark
(from Cincinnati)
G/C Frank Cornish
(from San Deigo)
K Brad Daluiso
(from Buffalo)
CB Brian Mitchell
(from Atlanta)

PLAYERS LOST (6):

TE Rob Awalt
(by Denver)
LB Darick Brownlow
(by Buffalo)
LB Jack Del Rio
(by Minnesota)
CB Manny Hendrix
(by San Francisco)
S Stan Smagala
(by Pittsburgh)
K Ken Willis
(by Tampa Bay)

1993**PLAYERS SIGNED (0):****PLAYERS LOST (2):**

QB Steve Beuerlein
(by Phoenix)
WR Kelvin Martin
(by Seattle)

1994**PLAYERS SIGNED (2):**

G Derek Kennard
(from New Orleans)
QB Rodney Peete
(from Detroit)

PLAYERS LOST (8):

DT Tony Casillas
(by Kansas City)
G/C Frank Cornish
(by Minnesota)
G John Gesek
(by Washington)
G/T Kevin Gogan
(by L.A. Raiders)
DT Jimmie Jones
(by L.A. Rams)
QB Bernie Kosar
(by Miami)

K Eddie Murray
(by Philadelphia)
LB Ken Norton
(by San Francisco)

1995**PLAYERS SIGNED (3):**

C Ray Donaldson
(from Seattle)
RB David Lang
(from St. Louis)
CB Deion Sanders
(from San Francisco)

PLAYERS LOST (11):

LB Darrick Brownlow
(by Washington)
G/C Frank Cornish
(by Jacksonville)
TE Scott Galbraith
(by Washington)
S Kenneth Gant
(by Tampa Bay)
WR Alvin Harper
(by Tampa Bay)
DE Jim Jeffcoat
(by Buffalo)
QB Rodney Peete
(by Philadelphia)
C Mark Stepanoski
(by Houston)
RB Blair Thomas
(by Atlanta)
LB Matt Vanderbeek
(by Washington)
S James Washington
(by Washington)

1996**PLAYERS SIGNED (2):**

LB Fred Strickland
(from Green Bay)
CB Robert Bailey
(by Miami)

PLAYERS LOST (5):

CB Larry Brown
(by Oakland)
LB Dixon Edwards
(by Minnesota)
LB Robert Jones
(by St. Louis)
DT Russell Maryland
(by Oakland)
G/T Ron Stone*
(by N.Y. Giants)

1997**PLAYERS SIGNED (0):****PLAYERS LOST (6):**

K Chris Boniol*
(by Philadelphia)
P John Jett
(by Detroit)
LB Godfrey Myles
(by Denver)
LB Jim Schwartz*
(by San Francisco)
LB Darrin Smith
(by Philadelphia)
S George Teague
(by Miami)

1998**PLAYERS SIGNED (1):**

G Everett McIver
(from Miami)

PLAYERS LOST (3):

G/C John Flannery
(by St. Louis)
G/T George Hegamin
(by Philadelphia)
S Brock Marion
(by Miami)

1999**PLAYERS SIGNED (2):**

WR Raghib Ismail
(from Carolina)
C Mark Stepanoski
(from Tennessee)

PLAYERS LOST (3):

WR Patrick Jeffers*
(by Carolina)
C Clay Shiver
(by Denver)
DT Artie Smith
(by Kansas City)

2000**PLAYERS SIGNED (4):**

LB Joe Bowden
(from Tennessee)
TE Jackie Harris
(from Tennessee)
QB Paul Justin
(from St. Louis)
CB Ryan McNeil
(from Cleveland)

PLAYERS LOST (8):

TE Eric Bjornson
(by New England)
RB Robert Chancey*
(by San Diego)
QB Jason Garrett
(by N.Y. Giants)
LB Randall Godfrey
(by Tennessee)
P Toby Gowin*
(by New Orleans)
LB Lemanski Hall
(by Minnesota)
G/C Tom Myslinski
(by Pittsburgh)
DE Kavika Pittman
(by Denver)

2001**PLAYERS SIGNED (0):**

PLAYERS LOST (3):
QB Randall Cunningham
(by Baltimore)
DT Leon Lett
(by Denver)
WR James McKnight
(by Miami)

2002

PLAYERS SIGNED (4):
 DT La'Roi Glover
 (from New Orleans)
 LB Kevin Hardy
 (from Jacksonville)
 TE Jeff Robinson
 (from St. Louis)
 CB Bryant Westbrook
 (Detroit)

PLAYERS LOST (1):
 S Izell Reese
 (by Denver)

2003

PLAYERS SIGNED (6):
 FB Richie Anderson
 (from N.Y. Jets)
 TE Dan Campbell
 (from N.Y. Giants)
 P Toby Gowin
 (from New Orleans)
 CB Donald Mitchell
 (from Tennessee)
 LB Al Singleton
 (from Tampa Bay)
 T Ryan Young
 (from Houston)

PLAYERS LOST (3):
 LB Kevin Hardy
 (by Cincinnati)
 DT Brandon Noble
 (by Washington)
 DE Peppi Zellner
 (by Washington)

2004

PLAYERS SIGNED (0):

PLAYERS LOST (2):
 CB Mario Edwards
 (by Tampa Bay)
 DE Ebenezer Ekuban
 (by Cleveland)

2005

PLAYERS SIGNED (4):
 DT Jason Ferguson
 (from N.Y. Jets)
 CB Anthony Henry
 (from Cleveland)
 G Marco Rivera
 (from Green Bay)
 RB Anthony Thomas
 (from Chicago)

LOST (0):

2006

PLAYERS SIGNED (6):
 LB Akin Ayodele
 (from Jacksonville)
 LB Rocky Boiman
 (from Tennessee)
 T Jason Fabini
 (from N.Y. Jets)
 TE Ryan Hannam
 (from Seattle)
 G Kyle Kosier
 (from Detroit)
 K Mike Vanderjagt
 (from Indianapolis)

PLAYERS LOST (3):

TE Dan Campbell
 (by Detroit)
 LB Scott Fujita
 (by New Orleans)
 T Torrin Tucker*
 (by Tampa Bay)

2007

PLAYERS SIGNED (2):
 T Leonard Davis
 (from Arizona)
 S Ken Hamlin
 (from Seattle)

PLAYERS LOST (3):

DE Kenyon Coleman
 (by N.Y. Jets)
 LB Ryan Fowler
 (by Tennessee)
 C Al Johnson
 (by Arizona)

2008

PLAYERS SIGNED (0):

PLAYERS LOST (4):
 S Keith Davis
 (by Miami)
 RB Julius Jones
 (by Seattle)
 CB Nathan Jones
 (by Miami)
 CB Jacques Reeves
 (by Houston)

2009

PLAYERS SIGNED (3):
 LB Keith Brooking
 (from Atlanta)
 DE Igor Olshansky
 (from San Diego)
 S Gerald Sensabaugh
 (from Jacksonville)

PLAYERS LOST (6):

G Joe Beger
 (by Miami)
 LB Kevin Burnett
 (by San Diego)
 DE Chris Canty
 (by N.Y. Giants)
 S Keith Davis
 (by Oakland)
 NT Tank Johnson
 (by Cincinnati)
 LB Zach Thomas
 (by Kansas City)

2010

PLAYERS SIGNED (0):

PLAYERS LOST (2):
 S Ken Hamlin
 (by Baltimore)
 G Cory Procter
 (by Miami)

2011

PLAYERS SIGNED (1):
 DE Kenyon Coleman
 (Cleveland)

PLAYERS LOST (2):
 DE Stephen Bowen
 (by Washington)
 WR Sam Hurd
 (by Chicago)

2012

PLAYERS SIGNED (7):
 G Mackenzy Bernadeau
 (Carolina)
 CB Brandon Carr
 (Kansas City)
 LB Dan Connor
 (Carolina)
 G Nate Livings
 (Cincinnati)
 QB Kyle Orton
 (Kansas City)
 S Brodney Pool
 (N.Y. Jets)
 FB Lawrence Vickers
 (Houston)

PLAYERS LOST (6):

CB Alan Ball
 (Houston)
 TE Martellus Bennett
 (N.Y. Giants)
 S Abram Elam
 (Kansas City)
 FB Tony Fiammetta
 (New England)
 LB Bradie James
 (Houston)
 WR Laurent Robinson
 (Jacksonville)

2013

PLAYERS SIGNED (2):
 S Will Allen
 (Pittsburgh)
 LB Justin Durant
 (Detroit)

PLAYERS LOST (5):

LB Victor Butler
 (New Orleans)
 DE Kenyon Coleman
 (New Orleans)
 CB Mike Jenkins
 (Oakland)
 WR Kevin Ogletree
 (Tampa Bay)
 TE John Phillips
 (San Diego)

2014

PLAYERS SIGNED (2):
 DT Henry Melton
 (Chicago)
 DE Jeremy Minney
 (Denver)

PLAYERS LOST (3):
 DT Jason Hatcher
 (Washington)
 S Danny McCray
 (Chicago)
 DE Jarius Wynn
 (Buffalo)

2015

PLAYERS SIGNED (4)
 LB Jasper Brinkley
 (Minnesota)
 LB Andrew Gachkar
 (San Diego)
 DE Greg Hardy
 (Carolina)
 RB Darren McFadden
 (Oakland)

PLAYERS LOST (8)

LB Bruce Carter
 (Tampa Bay)
 LB Justin Durant
 (Atlanta)
 WR Dwyane Harris
 (N.Y. Giants)
 DT Henry Melton
 (Tampa Bay)
 RB DeMarco Murray
 (Philadelphia)
 T Jermei Parnell
 (Jacksonville)
 DE George Selvie
 (N.Y. Giants)
 LB Anthony Spencer
 (New Orleans)

2016

PLAYERS SIGNED (4)
 G Joe Looney
 (Tennessee)
 DE Benson Mayowa*
 (Oakland)
 RB Alfred Morris
 (Washington)
 DE Cedric Thornton
 (Philadelphia)

PLAYERS LOST (3)

G Mackenzy Bernadeau
 (Jacksonville)
 QB Matt Cassel
 (Tennessee)
 RB Robert Turbin
 (Indianapolis)

2017

PLAYERS SIGNED (5)
 T Byron Bell
 (Tennessee)
 S Robert Blanton
 (Buffalo)
 CB Nolan Carroll
 (Philadelphia)
 DE Damontre' Moore
 (Seattle)
 DT Stephen Paea
 (Cleveland)

PLAYERS LOST (11)

CB Brandon Carr
 (Baltimore)
 S Barry Church
 (Jacksonville)
 CB Morris Claiborne
 (N.Y. Jets)
 DE Jack Crawford
 (Atlanta)
 DE Ryan Davis
 (Buffalo)
 RB Lance Dunbar
 (L.A. Rams)

2017, cont.

TE Gavin Escobar
(Kansas City)
G Ronald Leary
(Denver)
DT Terrell McClain
(Washington)
QB Mark Sanchez
(Chicago)
S J.J. Wilcox
(Tampa Bay)

2018

PLAYERS SIGNED (4)
WR Deonte Thompson
(Buffalo)
G Marcus Martin
(Cleveland)
T Cameron Fleming
(New England)
DE Kony Ealy
(N.Y. Jets)

PLAYERS LOST (6)

CB Bené Benwikere
(Arizona)
WR Brice Butler
(Arizona)
G Jonathan Cooper
(San Francisco)
LB Anthony Hitchens
(Kansas City)
FB Keith Smith*
(Oakland)
LB Kyle Wilber
(Oakland)

2019

PLAYERS SIGNED (3)
WR Randall Cobb
(Green Bay)
DT Christian Covington
(Houston)
S George Iloka
(Minnesota)

PLAYERS LOST (3)

WR Cole Beasley
(Buffalo)
TE Geoff Swaim
(Jacksonville)
LB Damien Wilson
(Kansas City)

2020

PLAYERS SIGNED (5)
TE Blake Bell
(Kansas City)

CB Maurice Canady
(N.Y. Jets)
S Ha Ha Clinton-Dix
(Chicago)
DT Gerald McCoy
(Carolina)
K Greg Zuerlein
(LA Rams)

PLAYERS LOST (8)

WR Randall Cobb
(Houston)
DT Maliek Collins
(Las Vegas)

2020, cont.

S Jeff Heath
(Las Vegas)
DE Kerry Hyder
(San Francisco)
CB Byron Jones
(Miami)
DE Robert Quinn
(Chicago)
G Xavier Su'a-Filo
(Cincinnati)
TE Jason Witten
(Las Vegas)

2021**PLAYERS SIGNED (8)**

LB Tarell Basham
(N.Y. Jets)
S Damontae Kazee
(Atlanta)
LS Jake McQuaide
(LA Rams)
LB Keanu Neal
(Atlanta)
T Ty Nsekhe
(Buffalo)
TE Jeremy Sprinkle
(Washington)
DT Brent Urban
(Chicago)
DE Carlos Watkins
(Houston)

PLAYERS LOST (8)

CB Chidobe Awuzie
(Cincinnati)
TE Blake Bell
(Kansas City)
QB Andy Dalton
(Chicago)
T Cameron Erving
(Carolina)
T Greg Senat*
(Cleveland)
DE Aldon Smith
(Seattle)

LB Joe Thomas
(Houston)
S Xavier Woods
(Minnesota)

2022**PLAYERS SIGNED (3)**

DE Dante Fowler
(Atlanta)
RB Ryan Nall
(Chicago)
WR James Washington
(Pittsburgh)

PLAYERS LOST (5)

DE Randy Gregory
(Denver)
LB Keanu Neal
(Tampa Bay)
WR Malik Turner
(San Francisco)
G Connor Williams
(Miami)
WR Cedrick Wilson
(Miami)

2023**PLAYERS SIGNED (2)**

T Chuma Edoga
(Atlanta)
RB Ronald Jones
(Kansas City)

PLAYERS LOST (6)

WR Noah Brown
(Houston)
G Connor McGovern
(Buffalo)
LB Luke Gifford
(Tennessee)
LS Jake McQuaide
(Detroit)
TE Dalton Schultz
(Houston)
DT Carlos Watkins
(Arizona)

2024**PLAYERS SIGNED (2)**

RB Royce Freeman
(LA Rams)
LB Eric Kendricks
(LA Chargers)

PLAYERS LOST (8)

DE Dorance Armstrong
(Washington)
C Tyler Biadasz
(Washington)

DE Dante Fowler
(Washington)
DT Neville Gallimore
(Miami)
DT Johnathan Hankins
(Seattle)
CB Noah Igbinoghene
(Washington)
RB Tony Pollard
(Tennessee)
T Tyrion Smith
(N.Y. Jets)

2025**PLAYERS SIGNED (8)**

OL Hakeem Adeniji
(Cleveland)
WR Parris Campbell
(Philadelphia)
DE Dante Fowler
(Washington)
G Rob Jones
(Miami)
LB Jack Sanborn
(Chicago)
DT Solomon Thomas
(N.Y. Jets)
DE Payton Turner
(New Orleans)
RB Javonte Williams
(Denver)

PLAYERS LOST (8)

WR Brandin Cooks
(New Orleans)
RB Rico Dowdle
(Carolina)
T Chuma Edoga
(Jacksonville)
DE Chauncey Golston
(N.Y. Giants)
QB Trey Lance
(LA Chargers)
DE DeMarcus Lawrence
(Seattle)
CB Jourdan Lewis
(Jacksonville)
QB Cooper Rush
(Baltimore)

* Indicates restricted free agent

2024 SEASON



★ KAVONTAE TURPIN ★

2024 Regular Season Statistics

STAFF

PLAYERS

2024 SEASON

RECORDS

PLAYOFF RECORDS

HISTORY

SIDELINES

THIRD PLACE, NFC EAST HEAD COACH: MIKE CARTRHY

PRESEASON (1-2)			
DATE	W/L	SCORE	OPPONENT
8/11	L	12-13	@ LA Rams
8/17	W	27-12	@ Las Vegas
8/24	L	19-26	LA CHARGERS

REGULAR SEASON (7-10)			
DATE	W/L	SCORE	OPPONENT
9/8	W	33-17	@ Cleveland
9/15	L	19-44	NEW ORLEANS
9/22	L	25-28	BALTIMORE
9/26	W	20-15	@ N.Y. Giants
10/6	W	20-17	@ Pittsburgh
10/13	L	9-47	DETROIT
10/20	- Bye -		
10/27	L	24-30	@ San Francisco
11/3	L	21-27	@ Atlanta
11/10	L	6-34	PHILADELPHIA
11/18	L	10-34	HOUSTON
11/24	W	34-26	@ Washington
11/28	W	27-20	N.Y. GIANTS
12/9	L	20-27	CINCINNATI
12/15	W	30-14	@ Carolina
12/22	W	26-24	TAMPA BAY
12/29	L	7-41	@ Philadelphia
1/5/25	L	19-23	WASHINGTON

AT&T Stadium configuration
 * - All Open # - All Closed
 ^ - Only Doors Open % - Only Roof Open

TEAM STATISTICS	DALLAS	OPP
FIRST DOWNS	327	342
Rushing	98	141
Passing	192	175
Penalty	37	26
Third Down-Made/Att	84/228	75/205
Third Down Efficiency	36.8	36.6
Fourth Down-Made/Att	10/28	17/25
TOTAL NET YARDS	5,567	6,039
Avg. Per Game	327.5	355.2
Total Plays	1,104	1,046
Avg. Per Play	5.0	5.8
NET YARDS RUSHING	1,705	2,331
Avg. Per Game	100.3	137.1
Total Rushes	429	482
Avg. Per Rush	4.0	4.8
NET YARDS PASSING	3,862	3,708
Avg. Per Game	227.2	218.1
Sacked/Yards Lost	38/230	52/337
Gross Yards	4,092	4,045
Attempts/Completions	637/398	512/349
Pct. of Completions	62.5	68.2
Had Intercepted	14	13
PUNTS/AVERAGE	62/48.5	65/46.6
Net Punting Average	42.0	41.3
PUNT RET./AVG.	19/9.8	33/10.3
KICKOFF RET./AVG.	34/32.1	39/27.1
INT./AVG. RET.	13/7.5	14/15.2
PENALTIES/YARDS	128/921	132/1019
FUMBLES/BALL LOST	29/14	21/9
TOUCHDOWNS	33	55
Rushing	6	25
Passing	23	28
Returns	4	2
EXTRA POINTS/ATTEMPTS	30/30	49/52
TWO POINT CONV./ATTS.	1/3	1/3
FIELD GOALS/ATTEMPTS	40/47	29/31
AVG. TIME OF POSS.	29:16	30:44

RUSHING	ATT	YDS	AVG	LG	TD	KICKOFF RETURNS	NO	YDS	AVG	LG	TD
Dowdle	235	1,079	4.6	27	2	Turpin	27	904	33.5	99t	1
Elliott	74	226	3.1	11	3	Thomas	7	187	26.7	43t	1
Turpin	16	92	5.8	16	0	Cowboys	34	1,091	32.1	99t	2
Lamb	14	70	5.0	18	0	Opponents	39	1,058	27.1	38	0
Vaughn	17	70	4.1	12	0	SCORE BY QUARTERS					
Prescott	13	54	4.2	22	1	1 2 3 4 OT T					
Lance	11	41	3.7	11	0	Cowboys 62 114 70 104 0 350					
Luepke	12	38	3.2	10	0	Opponents 99 128 111 130 0 468					
Cook	8	20	2.5	4	0	FIELD GOALS					
Rush	26	18	0.7	9	0	11-19 20-29 30-39 40-49 50+					
Cooks	3	-3	-1.0	5	0	Aubrey 0-0 4-4 8-10 14-16 14-17					
Team	429	1,705	4.0	27	6	Cowboys 0-0 4-4 8-10 14-16 14-17					
Opponents	482	2,331	4.8	45t	25	Opponents 0-0 5-5 8-8 12-13 4-5					

RECEIVING	REC	YDS	AVG	LG	TD
Lamb	101	1,194	11.8	65t	6
Ferguson	59	494	8.4	27	0
Tolbert	49	610	12.4	48	7
Cooks	26	259	10.0	29	3
Turpin	31	420	13.5	64t	2
Dowdle	39	249	6.4	22t	3
Schoonmaker	27	241	8.9	24	1
Brooks	12	177	14.8	41	1
Luepke	12	111	9.3	24	0
Mingo	5	46	9.2	14	0
Elliott	12	69	5.8	15	0
Flournoy	10	102	10.2	26	0
Spann-Ford	9	88	9.8	18	0
Vaughn	3	18	6.0	8	0
Cook	1	10	10.0	10	0
Thomas	1	4	4.0	4	0
Smith	1	0	0.0	0	0
Goodwin	0	0	0.0	0	0
Team	398	4,092	10.3	65t	23
Opponents	349	4,047	11.6	86t	28

INTERCEPTIONS	NO	YDS	AVG	LG	TD
Hooker	2	20	10.0	21	0
Mukuamu	2	20	10.0	15	0
Kendricks	2	15	7.5	8	0
Diggs	2	1	0.5	1	0
Overshown	1	23	23.0	23	1
Golston	1	18	18.0	18	0
Lewis	1	0	0.0	0	0
Oruwaraye	1	0	0.0	0	0
Wilson	1	0	0.0	0	0
Team	13	97	7.5	23t	1
Opponents	14	213	15.2	69t	1

PUNTING NO	YDS	AVG	TB	IN20	LG	BL	NET
Anger	62	3,005	48.5	3	24	62	0 42.0
Cowboys	62	3,005	48.5	3	24	62	0 42.0
Opps	65	3,029	46.6	8	25	62	0 41.3

PUNT RETURNS	NO	YDS	AVG	FC	LG	TD
Turpin	18	187	10.4	19	60t	1
Oruwaraye	1	0	0.0	0	0	0
Cowboys	19	187	9.8	19	60t	1
Opponents	33	341	10.3	20	31	0

PASSING	ATT	COMP	YDS	PCT	AVG	ATT	TD	PCT	PCT	LG	SKS/YDS	RATING
Prescott	308	187	1,844	60.7	6.0	12	3.9	5	1.6	64t	13/95	83.8
Rush	286	185	1,978	64.7	6.9	11	3.8	8	2.8	65t	21/112	86.0
Lance	41	25	266	61.0	6.5	0	0.0	1	2.4	33	4/23	69.8
Anger	2	1	4	50.0	2.0	0	0.0	0	0.0	4	0/0	56.3
Cowboys	637	398	4,092	62.5	6.4	23	3.6	14	2.2	65t	38.0/230	83.8
Opponents	512	349	4,045	68.2	7.9	28	5.5	13	2.5	86t	52.0/337	99.5

* D. Barnett 28-yd fumble return vs. HOU (11/18)
 C. Gardner-Johnson 69-yd INT return @ PHI (12/29)

2024 Regular Season Defensive Statistics

	Tackles			Sks/ Yds	Tkl/ Loss	QB Pres.	FR	FF	INT/Yds	PD
	Solo	Asst.	Total							
1. Kendricks, Eric.....	73	- 72	- 145	3.0/8	3/12	5	1	3	2/15	3
2. Overshown, DeMarvion...	55	- 40	- 95	5.0/32	3/8	16	1	1	1/23	4
3. Wilson, Donovan.....	40	- 50	- 90	4.5/30	2/8	11	1	2	1/0	5
4. Hooker, Malik.....	51	- 36	- 87		3/7				2/20	5
5. Lewis, Jourdan.....	41	- 37	- 78	1.0/10	2/3	3	1	1	1/0	8
6. Golston, Chauncey.....	26	- 29	- 55	5.5/33	1/4	33	1		1/18	5
7. Liufau, Marist.....	26	- 22	- 48	1.5/9	3/7	13	1	2		3
8. Odighizuwa, Osa.....	23	- 23	- 46	4.5/29	2/4	54		1		1
9. Diggs, Trevon.....	36	- 8	- 44			1			2/1	11
10. Bland, DaRon.....	29	- 15	- 44				1	1		5
11. Smith, Mazi.....	23	- 21	- 44	1.0/5	4/6	4				
12. Parsons, Micah.....	20	- 18	- 38	12.0/82	2/6	72		2		1
13. Oruwareye, Amani.....	22	- 7	- 29		1/1				1/0	3
14. Carson, Caelen.....	24	- 3	- 27							4
15. Clark Damone.....	13	- 12	- 25	0.5/4	1/3					1
16. Butler, Josh.....	16	- 4	- 20	1.0/0						5
17. Joseph, Linval.....	8	- 12	- 20	2.0/20		3		1		
18. Kneeland, Marshawn.....	8	- 9	- 17		2/6	13	1			1
19. Mukuamu, Israel.....	10	- 6	- 16			2			2/20	2
20. Booth, Andrew.....	10	- 5	- 15							1
21. Vigil, Nick.....	7	- 8	- 15			1				
22. Watkins, Carlos.....	4	- 11	- 15			2				
23. Wheat, Tyrus.....	6	- 7	- 13	0.5/0	1/1	7				
24. Lawrence, DeMarcus.....	4	- 9	- 13	3.0/20	1/2	8		1		
25. Lawson, Carl.....	4	- 5	- 9	5.0/39		30		1		1
26. Thomas, Juanyeh.....	5	- 3	- 8					1		1
27. Bell, Markquese.....	3	- 1	- 4							
28. Pride, Troy.....	2	- 2	- 4							1
29. Henry, KJ.....	0	- 2	- 2	1.0/9						
30. Phillips, Jordan.....	0	- 1	- 1			2				

2024 Regular Season Special Teams Statistics

	Solo	Tackles		Total	Fumbles For.-Rec.	Block Kick
		Asst.	Total			
1. Luepke, Hunter.....	4	- 9	-	13		
2. Goodwin, C.J.....	9	- 3	-	12	1-1	
3. Thomas, Juanyeh.....	5	- 3	-	8	1-0	
4. Johnson, Buddy.....	3	- 5	-	8		
Vigil, Nick.....	3	- 5	-	8		
6. Hall, Kemon.....	6	- 1	-	7		
7. Schoonmaker, Luke.....	3	- 2	-	5		
8. Brooks, Jalen.....	3	- 1	-	4		
Clark, Damone.....	3	- 1	-	4		
Mukuamu, Israel.....	3	- 1	-	4		
11. Liufau, Marist.....	2	- 2	-	4		
Overshown, DeMarvion.....	2	- 2	-	4		
13. Sieg, Trent.....	2	- 1	-	3		
Spann-Ford, Brevyn.....	2	- 1	-	3		
15. Bell, Markquese.....	2	- 0	-	2		
Flournoy, Ryan.....	2	- 0	-	2		
17. Anger, Bryan.....	1	- 0	-	1		
Hoffman, Brock.....	1	- 0	-	1		
Kneeland, Marshawn.....	1	- 0	-	1		
Richards, Asim.....	1	- 0	-	1		
21. Anger, Bryan.....	0	- 1	-	1		
Hoffman, Brock.....	0	- 1	-	1		
Kneeland, Marshawn.....	0	- 1	-	1		
24. Golston, Chauncey.....	0	- 0	-	0		1

2024 Preseason Statistics

STAFF PLAYERS 2024 SEASON RECORDS PLAYOFF RECORDS HISTORY SIDELINES

RECORD: 1-2

PRESEASON (1-2)

DATE	W/L	SCORE	OPPONENT	Att.
8/11	L	12-13	@ LA Rams	73,023
8/17	W	27-12	@ Las Vegas	62,248
8/24	L	19-26	LA CHARGERS	80,983#

AT&T Stadium configuration
 * - All Open # - All Closed
 ^ - Only Doors Open % - Only Roof Open

TEAM STATISTICS	DALLAS	OPP
FIRST DOWNS.....	68	49
Rushing.....	26	12
Passing.....	37	33
Penalty.....	5	4
Third Down-Made/Att.....	16/42	16/44
Third Down Efficiency.....	38.1	36.4
Fourth Down-Made/Att.....	5/8	5/8
TOTAL NET YARDS.....	1,161	939
Avg. Per Game.....	387.0	313.0
Total Plays.....	220	188
Avg. Per Play.....	5.3	5.0
NET YARDS RUSHING.....	476	307
Avg. Per Game.....	158.7	102.3
Total Rushes.....	95	63
Avg. Per Rush.....	5.0	4.9
NET YARDS PASSING.....	685	632
Avg. Per Game.....	228.3	210.7
Sacked/Yards Lost.....	6/27	4/26
Gross Yards.....	712	658
Attempts/Completions.....	119/76	121/68
Pct. of Completions.....	63.9	56.2
Had Intercepted.....	5	6
POINTS/AVERAGE.....	7/51.7	12/50.7
Net Punting Average.....	40.9	42.6
PUNT RET./AVG.....	5/7.4	5/15.2
KICKOFF RET./AVG.....	9/26.1	8/24.9
INT./AVG. RET.....	6/22.5	5/9.4
PENALTIES/YARDS.....	22/188	20/173
FUMBLES/BALL LOST.....	5/2	1/0
TOUCHDOWNS.....	5	5
Rushing.....	2	1
Passing.....	2	3
Returns.....	1	1
EXTRA POINTS/ATTEMPTS.....	4/4	3/3
TWO POINT CONV./ATTS.....	0/1	0/2
FIELD GOALS/ATTEMPTS.....	8/9	6/6
AVG. TIME OF POSS.....	33:08	26:52

RECEIVING	ATT	YDS	AVG	LG	TD
Flournoy	9	61	6.8	11	2
Burnett	5	63	12.6	20	0
Johnson	6	32	5.3	15	0
Cropper	5	32	6.4	12	0
McMath	5	80	16.0	30	0
Stephens	8	75	9.4	24	0
Schoonmaker	4	27	6.8	11	0
Spann-Ford	5	41	8.2	17	0
Conner	4	29	7.3	14	0
Fant	4	18	4.5	6	0
Davis	3	18	6.0	14	0
Harmon	5	70	14.0	26	0
Billy-Johnson	2	33	16.5	25	0
Brooks	2	49	24.5	43	0
Holler	3	33	11.0	15	0
Durden	1	16	16.0	16	0
Peat	2	12	6.0	15	0
Vaughn	0	0	0.0	0	0
Hendershot	1	10	10.0	10	0
Freeman	1	7	7.0	7	0
Tolbert	1	6	6.0	6	0
Team	76	712	9.4	43	2
Opponents	68	658	9.7	78	3

INTERCEPTIONS	NO	YDS	AVG	LG	TD
Wood	2	17	8.5	9	0
Hall	1	69	69.0	69	1
Scott	1	26	26.0	26	0
Mogensen	1	23	23.0	23	0
Bell	1	0	0.0	0	0
Team	6	135	22.5	69	1
Opponents	5	47	9.4	25	1

PUNTING	NO	YDS	AVG	TB	IN20	LG	BL	NET
Anger	7	362	51.7	0	3	57	0	40.9
Cowboys	7	362	51.7	0	3	57	0	40.9
Opps	12	608	50.7	3	6	69	0	42.6

PUNT RETURNS	NO	YDS	AVG	FC	LG	TD
Billy-Johnson	3	20	6.7	1	16	0
Cropper	2	17	8.5	1	9	0
Vaughn	0	0	0.0	2	0	0
Cowboys	5	37	7.4	4	16	0
Opponents	6	71	11.8	2	27	0

KICKOFF RETURNS	NO	YDS	AVG	LG	TD
Billy-Johnson	4	115	28.8	36	0
Davis	2	48	24.0	25	0
Vaughn	2	48	24.0	25	0
Cropper	1	24	24.0	24	0
Cowboys	9	235	26.1	36	0
Opponents	8	199	24.9	30	0

SCORE BY QUARTERS	1	2	3	4	OT	T
Cowboys	9	20	6	23	-	58
Opponents	13	19	6	13	-	51

PASSING	ATT	COMP	YDS	PCT	AVG		PCT		LG	SKS/YDS	RATING	
					ATT	TD	INT	INT				
Lance	113	73	662	64.6	5.9	2	1.8	5	4.4	30	6/27	67.8
Rush	6	3	50	50.0	8.3	0	0.0	0.0	0.0	43	0/0	78.5
Cowboys	119	76	712	63.9	6.0	2	1.7	5	4.2	43	6.0/27	68.3
Opponents	121	68	658	56.2	5.4	3	2.5	6	5.0	78	4.0/26	59.2

FIELD GOALS	11-19	20-29	30-39	40-49	50+
Aubrey	0-0	1-1	4-4	0-0	3-4
Cowboys	0-0	1-1	4-4	0-0	3-4
Opponents	0-0	4-4	1-1	1-1	0-0

Aubrey: (30,36,65SH,38,52), (54,66), (23,33).
 Opp:(28,39), (29,27), (21,48).

SCORING	TDR	TDPT	2PT	FG	PAT	S	TP	
Aubrey	0	0	0	0	8/9	4/4	0	28
Flournoy	0	2	0	0	0/0	0/0	0	12
Lance	2	0	0	0	0/0	0/0	0	12
Hall	0	0	1	0	0/0	0/0	0	6
Team	2	2	1	0	8/9	4/4	0	58
Opponents	1	3	1	0	6/6	3/3	0	51

2-pt Conversions: Dallas 0/1, Opponents 0/2

DEFENSIVE STATS

	Tackles		
	SOLO	ASST.	TOTAL
1. Bell, Markques	10	-	6 - 16
2. Booth, Andrew	8	-	1 - 9
3. Wood, Julius	6	-	3 - 9
4. Butler, Josh	6	-	2 - 8
5. DeBerry, Josh	5	-	3 - 8
Johnson, Emamy	5	-	3 - 8
7. Muhammad, Al-Quadin	2	-	6 - 8
8. Harris, Darius	3	-	4 - 7
9. Daxon, Denzel	2	-	5 - 7
10. Wilson, Damien	5	-	1 - 6
11. Carson, Caelen	4	-	2 - 6
12. Scott, Eric	3	-	3 - 6
13. Harvey, Willie	2	-	4 - 6
14. Huggins, A	1	-	5 - 6
15. Johnson, Buddy	5	-	0 - 5
16. Wheat, Tyrus	4	-	1 - 5
17. Rogers, Justin	3	-	2 - 5
18. Mogensen, Brock	2	-	3 - 5
19. Vigil, Nick	0	-	5 - 5
20. Johnson, Jason	4	-	0 - 4
21. Hall, Kemon	2	-	2 - 4
Thomas, Juanyeh	2	-	2 - 4
23. Davis, Carl	1	-	2 - 3
Kneeland, Marshawn	1	-	2 - 3
Overshown, DeMarvin	1	-	2 - 3
Liulafu, Marist	0	-	3 - 3
Smith, Mazi	0	-	3 - 3
28. Johnson, Durrell	1	-	1 - 2
Toney, Shaka	1	-	1 - 2
30. Clark, Damone	1	-	0 - 1
Feloko, Viliani	1	-	0 - 1
Golston, Chaucey	1	-	0 - 1
33. Phillips, Jordan	0	-	1 - 1

2024 Game-by-Game

COWBOYS OFFENSE

	FIRST DOWNS				TOTAL OFF.		RUSHING		-----PASSING-----				INT BY DAL			PUNTS	PUNT RETURNS				KO RETURNS			PEN.	FUM	-----SCORING-----					T.O.P.			
	T	R	Pa	Pe	YDS	PLYS	YDS	ATT	YDS	SK/YD	ATT	COM	I	NO	YDS	TD	NO	NO	YDS	FC	TD	NO	YDS	TD	NO	NO/LT	TD	TDr	TDp	TDrT		PAT	2-PT	FG
@ Cleveland	15	7	8	0	265	60	102	25	163	3/16	32	19	0	2	9	0	6-49.0	5	96	0	1	1	34	0	11-85	1/0	3	1	1	1	3/3	0/0	4/4	29:06
New Orleans	20	5	13	2	353	66	68	21	285	3/14	42	28	2	1	0	0	1-53.0	0	0	0	0	5	121	0	4-26	1/0	1	0	1	0	1/1	0/0	4/4	29:29
Baltimore	26	2	18	6	412	70	51	16	361	3/18	51	28	0	0	0	0	4-52.3	0	0	2	0	2	58	0	6-144	2/1	3	1	2	0	1/1	0/2	2/2	25:15
@ N.Y. Giants	14	5	9	0	293	51	80	23	213	1/8	27	22	0	1	0	0	3-55.0	0	0	1	0	0	0	0	11-89	1/0	2	0	2	0	2/2	0/0	2/3	24:23
@ Pittsburgh	25	9	14	2	445	75	109	31	336	2/16	42	29	2	0	0	0	1-45.0	0	0	2	0	1	38	0	11-87	2/1	2	0	2	0	2/2	0/0	2/3	32:29
Detroit	16	2	10	4	251	65	53	17	198	4/26	44	25	3	0	0	0	2-46.5	0	0	0	0	4	194	0	4-30	2/2	0	0	0	0	0/0	0/0	3/3	25:17
@ San Francisco	18	3	13	2	292	59	56	19	236	2/7	38	25	2	0	0	0	4-48.5	1	13	1	0	5	115	0	6-30	2/0	3	1	2	0	3/3	0/0	1/1	26:48
@ Atlanta	23	9	13	1	378	74	137	21	241	3/7	50	31	0	0	0	0	3-46.3	3	37	1	0	1	28	0	9-55	1/0	2	0	2	0	1/1	1/1	2/2	30:40
Philadelphia	11	5	4	2	146	56	97	24	49	3/17	29	17	1	1	0	0	6-50.7	0	0	1	0	2	83	0	5-40	4/4	0	0	0	0	0/0	0/0	2/2	25:59
Houston	24	3	17	4	388	79	64	18	358	5/34	56	33	1	1	21	0	2-41.0	0	0	2	0	2	56	0	9-66	3/1	1	0	1	0	1/1	0/0	1/2	29:23
@ Washington	19	3	12	4	332	61	91	28	241	1/6	32	24	0	2	23	0	6-39.7	1	-2	3	0	5	222	2	4-20	3/1	4	0	2	2	4/4	0/0	1/1	35:12
N.Y. Giants	21	7	10	4	317	68	122	32	195	0/0	36	21	0	1	23	1	5-47.2	2	-3	2	0	0	0	0	6-48	2/0	3	1	1	1	3/3	0/0	2/2	31:36
Cincinnati	17	7	9	1	322	59	156	25	166	3/17	31	16	1	1	-1	0	4-49.5	2	20	0	0	0	0	0	4-36	1/1	2	0	2	0	2/2	0/0	2/2	26:49
@ Carolina	24	12	11	1	410	70	211	40	199	1/15	29	18	0	2	22	0	2-56.5	2	5	0	0	3	64	0	14-99	2/1	3	0	3	0	3/3	0/0	3/4	33:46
Tampa Bay	15	2	12	1	317	56	31	20	286	1/6	35	26	0	1	0	0	5-49.2	2	20	1	0	0	0	0	5-30	0/0	2	1	1	0	2/2	0/0	4/4	27:12
@ Philadelpha	16	8	7	1	268	60	127	30	141	1/7	29	16	2	0	0	0	4-49.5	0	0	0	0	2	48	0	8-69	2/2	1	0	1	0	1/1	0/0	0/1	27:11
Washington	23	9	12	2	378	75	150	39	228	2/16	34	20	0	0	0	0	4-49.5	1	2	3	0	1	30	0	11-68	0/0	1	1	0	0	1/1	0/0	4/4	37:03
2024 Totals	327	98	192	37	5,567	1104	1,705	429	3,896	38/230	637	398	14	13	97	1	62-48.5	19	168	19	1	34	1,091	2	128-922	29/14	33	6	23	4	30/30	1/3	40/47	29:16

THIRD DOWN EFFICIENCY

9/8 @ Cleveland	4/14	28.6%	10/13 DETROIT	3/13	23.1%	11/18 HOUSTON	5/15	33.3%	12/15 @ Carolina	6/12	50.0%
9/15 NEW ORLEANS	6/13	46.2%	10/27 @ San Francisco	4/12	33.3%	11/24 @ Washington	2/11	18.2%	12/22 Tampa Bay	5/15	33.3%
9/22 BALTIMORE	7/13	53.8%	11/3 @ Atlanta	3/13	23.1%	11/28 N.Y. GIANTS	7/15	46.7%	12/29 @ Philadelphia	6/14	42.9%
9/26 @ N.Y. Giants	3/10	30.0%	11/10 PHILADELPHIA	3/14	21.4%	12/9 CINCINNATI	4/12	33.3%	1/5/25 WASHINGTON	7/17	41.2%
10/6 @ Pittsburgh	9/15	60.0%									

SIDELINES

HISTORY

PLAYOFF
RECORDS

RECORDS

2024 SEASON

PLAYERS

STAFF

Individual Game-by-Game Rushing

STAFF

PLAYERS

2024 SEASON

RECORDS

PLAYOFF
RECORDS

HISTORY

SIDELINES

	Rico Dowdle					Ezekiel Elliott					KaVontae Turpin				
	No	Yds	Avg	Lg	TD	No	Yds	Avg	Lg	TD	No	Yds	Avg	Lg	TD
9/8 @ Cleveland	8	26	3.3	10	0	10	40	4.0	9	1					
9/15 NEW ORLEANS	7	30	4.3	7	0	6	16	2.7	7	0	1	2	2.0	2	0
9/22 BALTIMORE	8	32	4.0	6	0	3	6	2.0	4	0	1	1	1.0	1	0
9/26 @ N.Y. Giants	11	46	4.2	9	0	5	19	3.8	8	0					
10/6 @ Pittsburgh	20	87	4.4	13	0	6	17	2.8	5	0	1	-6	-6.0	-6	0
10/13 DETROIT	5	25	5.0	12	0	8	17	2.1	6	0	1	6	6.0	6	0
10/27 @ San Francisco	INACTIVE/INJURED					10	34	3.4	11	1	1	11	11.0	11	0
11/3 @ Atlanta	12	75	6.3	15	0	INACTIVE									
11/10 PHILADELPHIA	12	53	4.4	19	0	6	22	3.7	8	0					
11/18 HOUSTON	10	28	2.8	9	0	1	8	8.0	8	0					
11/24 @ Washington	19	86	4.5	9	0	3	6	2.0	4	0					
11/28 N.Y. GIANTS	22	112	5.1	22	1	1	4	4.0	4	0	1	2	2.0	2	0
12/9 CINCINNATI	18	131	7.3	27	0	2	4	2.0	3	0	2	15	7.5	10	0
12/15 @ Carolina	25	149	6.0	12	0	9	30	3.3	5	0	2	27	13.5	16	0
12/22 TAMPA BAY	13	23	1.8	6	0	1	1	1.0	11	1	3	11	3.7	12	0
12/29 @ PHILADELPHIA	23	104	4.5	17	0	3	2	0.7	5	0	2	18	9.0	12	0
1/5/25 WASHINGTON	22	72	3.3	10	1						1	5	5.0	5	0
2024 Totals	235	1,079	4.6	27	2	74	226	3.1	11	3	16	92	5.8	16	0

	CeeDee Lamb					Deuce Vaughn					Dak Prescott				
	No	Yds	Avg	Lg	TD	No	Yds	Avg	Lg	TD	No	Yds	Avg	Lg	TD
9/8 @ Cleveland	3	25	8.3	12	0	1	4	4.0	4	0	1	3	3.0	3	0
9/15 NEW ORLEANS						4	11	2.8	4	0	2	12	6.0	8	0
9/22 BALTIMORE						2	5	2.5	4	0	2	7	3.5	6	1
9/26 @ N.Y. Giants	3	8	2.7	10	0						2	-1	-0.5	--	0
10/6 @ Pittsburgh	1	2	2.0	2	0	INACTIVE					1	3	3.0	3	0
10/13 DETROIT	1	2	2.0	2	0	INACTIVE					1	1	1.0	1	0
10/27 @ San Francisco						DID NOT PLAY					1	-1	-1.0	-1	0
11/3 @ Atlanta	2	15	7.5	18	0						3	30	10.0	22	0
11/10 PHILADELPHIA	1	3	3.0	3	0	INACTIVE					INACTIVE/INJURED				
11/18 HOUSTON	1	13	13.0	13	0	4	13	3.3	7	0	RESERVE/INJURED				
11/24 @ Washington	1	1	1.0	1	0	INACTIVE					RESERVE/INJURED				
11/28 N.Y. GIANTS						INACTIVE					RESERVE/INJURED				
12/9 CINCINNATI	1	1	1.0	1	1	INACTIVE					RESERVE/INJURED				
12/15 @ Carolina						INACTIVE					RESERVE/INJURED				
12/22 TAMPA BAY						INACTIVE					RESERVE/INJURED				
12/29 @ PHILADELPHIA	RESERVE/INJURED					INACTIVE					RESERVE/INJURED				
1/5/25 WASHINGTON	RESERVE/INJURED					6	37	6.2	12	0	RESERVE/INJURED				
2024 Totals	14	70	5.0	18	0	17	70	4.1	12	0	13	54	4.2	22	1

	Trey Lance					Hunter Luepke					Cooper Rush				
	No	Yds	Avg	Lg	TD	No	Yds	Avg	Lg	TD	No	Yds	Avg	Lg	TD
9/8 @ Cleveland	INACTIVE - QB3										1	-1	-1.0	-1	0
9/15 NEW ORLEANS	INACTIVE - QB3										DID NOT PLAY				
9/22 BALTIMORE	INACTIVE - QB3										DID NOT PLAY				
9/26 @ N.Y. Giants	INACTIVE - QB3					2	8	4.0	6	0	DID NOT PLAY				
10/6 @ Pittsburgh	INACTIVE - QB3					2	6	3.0	4	0	DID NOT PLAY				
10/13 DETROIT	INACTIVE - QB3										1	2	2.0	2	0
10/27 @ San Francisco	INACTIVE - QB3					1	0	0.0	--	0	DID NOT PLAY				
11/3 @ Atlanta	INACTIVE - QB3					1	5	5.0	5	0	1	4	4.0	4	0
11/10 PHILADELPHIA	3	17	5.7	11	0						2	2	1.0	2	0
11/18 HOUSTON	DID NOT PLAY					DID NOT PLAY					2	2	1.0	2	0
11/24 @ Washington	1	-3	-3.0	-3	0	1	-3	-3.0	-3	0	4	1	0.3	3	0
11/28 N.Y. GIANTS	DID NOT PLAY					DID NOT PLAY					5	0	0.0	4	0
12/9 CINCINNATI	DID NOT PLAY					DID NOT PLAY					2	5	2.5	3	0
12/15 @ Carolina	DID NOT PLAY					DID NOT PLAY					4	5	1.3	9	0
12/22 TAMPA BAY	DID NOT PLAY					DID NOT PLAY					3	-4	-1.3	-1	0
12/29 @ PHILADELPHIA	1	1	1.0	1	0	1	1	1.0	1	0	1	2	2.0	2	0
1/5/25 WASHINGTON	6	26	4.3	9	0	6	26	4.3	9	0	DID NOT PLAY				
2024 Totals	11	41	3.7	11	0	12	38	3.2	10	0	26	18	0.7	9	0

Individual Game-by-Game Receiving

	CeeDee Lamb					Jalen Tolbert					Jake Ferguson				
	No	Yds	Avg	Lg	TD	No	Yds	Avg	Lg	TD	No	Yds	Avg	Lg	TD
9/8 @ Cleveland	5	61	12.2	34	0	1	12	12.0	12	0	3	15	5.0	7	0
9/15 NEW ORLEANS	4	90	22.5	65t	1	6	82	13.7	39	0	INACTIVE/INJURED				
9/22 BALTIMORE	4	67	16.8	31	0	3	42	14.0	19	1	6	95	15.8	26	0
9/26 @ N.Y. Giants	7	98	14.0	55t	1	3	24	8.0	15	0	7	49	7.0	9	0
10/6 @ Pittsburgh	5	62	12.4	27	0	7	87	12.4	48	1	6	70	11.7	27	0
10/13 DETROIT	7	89	12.7	27	0	4	43	10.8	26	0	3	11	3.7	6	0
10/27 @ San Francisco	13	146	11.2	29	2	3	44	14.7	28	0	6	23	3.8	10	0
11/3 @ Atlanta	8	47	5.9	10	0	3	19	6.3	12	1	7	71	10.1	27	0
11/10 PHILADELPHIA	6	21	3.5	6	0	3	14	4.7	9	0	4	24	6.0	10	0
11/18 HOUSTON	8	93	11.6	29	0	2	21	10.5	15	0	1	11	11.0	11	0
11/24 @ Washington	10	67	6.7	13	0	2	22	11.0	16	1	INACTIVE/INJURED				
11/28 N.Y. GIANTS	2	39	19.5	22	0	2	41	20.5	36	0	INACTIVE/INJURED				
12/9 CINCINNATI	6	93	15.5	43	1						3	32	10.7	20	0
12/15 @ Carolina	9	116	12.9	28	1	1	11	11.0	11t	1	2	23	11.5	19	0
12/22 TAMPA BAY	7	105	15.0	52	0	2	20	10.0	10t	1	6	40	6.7	21	0
12/29 @ PHILADELPHIA	RESERVE/INJURED					3	30	10.0	19	1	3	18	6.0	7	0
1/5/25 WASHINGTON	RESERVE/INJURED					4	98	24.5	32	0	2	12	6.0	19	0
2024 Totals	101	1,194	11.8	65t	6	49	610	12.4	48	7	59	494	8.4	27	0

	KaVontae Turpin					Brandin Cooks					Rico Dowdle				
	No	Yds	Avg	Lg	TD	No	Yds	Avg	Lg	TD	No	Yds	Avg	Lg	TD
9/8 @ Cleveland						4	40	10.0	21t	1	1	6	6.0	6	0
9/15 NEW ORLEANS	2	4	2.0	5	0	2	19	9.5	11	0	4	29	7.3	9	0
9/22 BALTIMORE	3	51	17.0	23	1	2	16	8.0	9	0	3	24	8.0	18	0
9/26 @ N.Y. Giants						1	16	16.0	16	0	1	15	15.0	15t	1
10/6 @ Pittsburgh	4	50	12.5	34	0	RESERVE/INJURED					2	27	13.5	22t	1
10/13 DETROIT	4	24	6.0	12	0	RESERVE/INJURED					5	30	6.0	15	0
10/27 @ San Francisco	1	16	16.0	16	0	RESERVE/INJURED					INACTIVE/INJURED				
11/3 @ Atlanta	3	36	12.0	22	0	RESERVE/INJURED					5	32	6.4	13	1
11/10 PHILADELPHIA						RESERVE/INJURED					3	3	1.0	2	0
11/18 HOUSTON	3	86	28.7	64t	1	RESERVE/INJURED					2	6	3.0	5	0
11/24 @ Washington	1	8	8.0	8	0	RESERVE/DFR					3	12	4.0	10	0
11/28 N.Y. GIANTS	4	53	13.3	30	0	3	16	5.3	11	1	3	11	3.7	6	0
12/9 CINCINNATI	1	16	16.0	16	0	1	3	3.0	3t	1	1	10	10.0	10	0
12/15 @ Carolina						3	34	11.3	18	0					
12/22 TAMPA BAY	1	7	7.0	7	0	3	48	16.0	29	0	3	28	9.3	10	0
12/29 @ PHILADELPHIA	1	16	16.0	16	0	4	52	13.0	22	0	1	4	4.0	4	0
1/5/25 WASHINGTON	3	53	17.7	33	0	3	15	5.0	8	0	2	12	6.0	12	0
2024 Totals	31	420	13.5	64t	2	26	259	10.0	29	3	39	249	6.4	22t	3

	Luke Schoonmaker					Jalen Brooks					Hunter Luepke				
	No	Yds	Avg	Lg	TD	No	Yds	Avg	Lg	TD	No	Yds	Avg	Lg	TD
9/8 @ Cleveland						1	18	18.0	18	0	2	18	9.0	12	0
9/15 NEW ORLEANS	6	43	7.2	15	0	1	10	10.0	10	0					
9/22 BALTIMORE	1	5	5.0	5	0	1	24	24.0	24	0	2	41	20.5	24	0
9/26 @ N.Y. Giants											2	14	7.0	11	0
10/6 @ Pittsburgh	1	8	8.0	8	0	1	10	10.0	10	0	1	18	18.0	18	0
10/13 DETROIT						1	15	15.0	15	0					
10/27 @ San Francisco															
11/3 @ Atlanta						2	26	13.0	16	0	2	4	2.0	7	0
11/10 PHILADELPHIA						1	4	4.0	4	0					
11/18 HOUSTON	6	56	9.3	24	0	INACTIVE					INACTIVE/INJURED				
11/24 @ Washington	3	55	18.3	24	1	1	41	41.0	41	0	1	10	10.0	10	0
11/28 N.Y. GIANTS	5	33	6.6	10	0	1	0	0.0	--	0					
12/9 CINCINNATI	2	22	11.0	14	0	INACTIVE					1	5	5.0	5	0
12/15 @ Carolina						1	17	17.0	17t	1					
12/22 TAMPA BAY	1	3	3.0	3	0	INACTIVE/INJURED									
12/29 @ PHILADELPHIA						1	12	12.0	12	0	1	1	1.0	1	0
1/5/25 WASHINGTON	2	16	8.0	10	0										
2024 Totals	27	241	8.9	24	1	12	177	14.8	41	1	12	111	9.3	24	0

Individual Game-by-Game Receiving, cont.

	Ryan Flournoy					Brevyn Spann-Ford					Ezekiel Elliott				
	No	Yds	Avg	Lg	TD	No	Yds	Avg	Lg	TD	No	Yds	Avg	Lg	TD
9/8 @ Cleveland	INACTIVE										2	9	4.5	9	0
9/15 NEW ORLEANS	INACTIVE										2	16	8.0	15	0
9/22 BALTIMORE	INACTIVE										1	6	6.0	6	0
9/26 @ N.Y. Giants	INACTIVE										1	5	5.0	5	0
10/6 @ Pittsburgh						2	20	10.0	13	0					
10/13 DETROIT	1	12	12.0	12	0										
10/27 @ San Francisco											1	4	4.0	4	0
11/3 @ Atlanta	1	13	13.0	13	0						INACTIVE				
11/10 PHILADELPHIA															
11/18 HOUSTON	2	19	9.5	15	0	4	42	10.5	17	0	3	16	5.3	9	0
11/24 @ Washington						2	24	12.0	18	0					
11/28 N.Y. GIANTS	INACTIVE														
12/9 CINCINNATI											1	2	2.0	2	0
12/15 @ Carolina	INACTIVE					1	2	2.0	2	0	1	11	11.0	11	0
12/22 TAMPA BAY	3	41	13.7	26	0										
12/29 @ PHILADELPHIA	1	3	3.0	3	0										
1/5/25 WASHINGTON	2	14	7.0	10	0										
2024 Totals	10	102	10.2	26	0	9	88	9.8	18	0	12	69	5.8	15	0

	Jonathan Mingo					Deuce Vaughn					Juanyeh Thomas				
	No	Yds	Avg	Lg	TD	No	Yds	Avg	Lg	TD	No	Yds	Avg	Lg	TD
9/8 @ Cleveland															
9/15 NEW ORLEANS						1	6	6.0	6	0					
9/22 BALTIMORE						1	8	8.0	8	0					
9/26 @ N.Y. Giants															
10/6 @ Pittsburgh						INACTIVE									
10/13 DETROIT						INACTIVE									
10/27 @ San Francisco						DID NOT PLAY									
11/3 @ Atlanta	ACQUIRED 11/5														
11/10 PHILADELPHIA	INACTIVE					INACTIVE					INACTIVE/INJURED				
11/18 HOUSTON						1	4	4.0	4	0	1	4	4.0	4	0
11/24 @ Washington	1	8	8.0	8	0	INACTIVE									
11/28 N.Y. GIANTS	1	2	2.0	2	0	INACTIVE									
12/9 CINCINNATI						INACTIVE					INACTIVE/INJURED				
12/15 @ Carolina						INACTIVE					INACTIVE/INJURED				
12/22 TAMPA BAY						INACTIVE					INACTIVE/INJURED				
12/29 @ PHILADELPHIA	1	12	12.0	12	0	INACTIVE									
1/5/25 WASHINGTON	2	24	12.0	14	0										
2024 Totals	5	46	9.2	35	0	3	18	6.0	8	0	1	4	4.0	4	0



Individual Game-by-Game Passing

Dak Prescott

	Att	Cmp	Yds	Pct.	TD	Int	Long	Sk/Yd	Rating
9/8 @ Cleveland	32	19	179	59.4	1	0	34	3/16	85.3
9/15 NEW ORLEANS	39	27	293	69.2	1	2	65t	3/14	78.3
9/22 BALTIMORE	51	28	379	54.9	2	0	31	3/18	91.9
9/26 @ N.Y. Giants	27	22	221	81.5	2	0	55t	1/8	125.5
10/6 @ Pittsburgh	42	29	352	69.0	2	2	48	2/16	90.6
10/13 DETROIT	33	17	178	51.5	0	2	27	4/26	42.2
10/27 @ San Francisco	38	25	243	65.8	2	2	29	2/7	79.2
11/3 @ Atlanta	24	18	133	75.0	1	0	27	3/7	101.6
11/10 PHILADELPHIA									INACTIVE/INJURED
11/18 HOUSTON									RESERVE/INJURED
11/24 @ Washington									RESERVE/INJURED
11/28 N.Y. GIANTS									RESERVE/INJURED
12/9 CINCINNATI									RESERVE/INJURED
12/15 @ Carolina									RESERVE/INJURED
12/22 TAMPA BAY									RESERVE/INJURED
12/29 @ PHILADELPHIA									RESERVE/INJURED
1/5/25 WASHINGTON									RESERVE/INJURED
2024 Totals	286	185	1,978	64.7	11	8	65t	21/112	86.0

Cooper Rush

	Att	Cmp	Yds	Pct.	TD	Int	Long	Sk/Yd	Rating
9/8 @ Cleveland									
9/15 NEW ORLEANS	3	1	6	33.3	0	0	6	0/0	42.4
9/22 BALTIMORE									DID NOT PLAY
9/26 @ N.Y. Giants									DID NOT PLAY
10/6 @ Pittsburgh									DID NOT PLAY
10/13 DETROIT	11	8	46	72.7	0	1	15	0/0	42.2
10/27 @ San Francisco									DID NOT PLAY
11/3 @ Atlanta	25	13	115	52.0	1	0	22	0/0	77.9
11/10 PHILADELPHIA	23	13	45	56.5	0	0	10	1/10	61.7
11/18 HOUSTON	55	32	354	58.2	1	1	64t	5/34	75.9
11/24 @ Washington	32	24	247	75.0	2	0	41	1/6	117.6
11/28 N.Y. GIANTS	36	21	195	58.3	1	0	36	0/0	82.5
12/9 CINCINNATI	31	16	183	51.6	2	1	43	3/17	77.8
12/15 @ Carolina	29	18	214	62.1	3	0	28	1/15	119.0
12/22 TAMPA BAY	35	26	292	74.3	1	0	52	1/6	108.3
12/29 @ PHILADELPHIA	28	15	147	53.6	1	2	22	1/7	50.7
1/5/25 WASHINGTON									DID NOT PLAY
2024 Totals	308	187	1,844	60.7	12	5	64t	13/95	83.8

Trey Lance

	Att	Cmp	Yds	Pct.	TD	Int	Long	Sk/Yd	Rating
9/8 @ Cleveland									INACTIVE - QB3
9/15 NEW ORLEANS									INACTIVE - QB3
9/22 BALTIMORE									INACTIVE - QB3
9/26 @ N.Y. Giants									INACTIVE - QB3
10/6 @ Pittsburgh									INACTIVE - QB3
10/13 DETROIT									INACTIVE - QB3
10/27 @ San Francisco									INACTIVE - QB3
11/3 @ Atlanta									INACTIVE - QB3
11/10 PHILADELPHIA	6	4	21	66.7	0	1	10	2/7	32.6
11/18 HOUSTON									DID NOT PLAY
11/24 @ Washington									DID NOT PLAY
11/28 N.Y. GIANTS									DID NOT PLAY
12/9 CINCINNATI									DID NOT PLAY
12/15 @ Carolina									DID NOT PLAY
12/22 TAMPA BAY									DID NOT PLAY
12/29 @ PHILADELPHIA	1	1	1	100.0	0	0	1	0/0	79.2
1/5/25 WASHINGTON	34	20	244	58.8	0	0	33	2/16	81.0
2024 Totals	41	25	266	61.0	0	1	33	4/23	69.8

Individual Game-by-Game Kickoff Returns

	KaVontae Turpin					Juanyeh Thomas				
	No	Yds	Avg	Lg	TD	No	Yds	Avg	Lg	TD
9/8 @ Cleveland	1	34	34.0	34	0					
9/15 NEW ORLEANS	1	35	35.0	35	0	4	86	21.5	26	0
9/22 BALTIMORE						2	58	29.0	33	0
9/26 @ N.Y. Giants										
10/6 @ Pittsburgh	1	38	38.0	38	0					
10/13 DETROIT	4	194	48.5	79	0					
10/27 @ San Francisco	5	115	23.0	26	0					
11/3 @ Atlanta	1	28	28.0	28	0					
11/10 PHILADELPHIA	2	83	41.5	47	0	INACTIVE/INJURED				
11/18 HOUSTON	2	56	28.0	30	0					
11/24 @ Washington	4	179	44.8	99t	1	1	43	43.0	43t	1
11/28 N.Y. GIANTS										
12/9 CINCINNATI						INACTIVE/INJURED				
12/15 @ Carolina	3	64	21.3	24	0	INACTIVE/INJURED				
12/22 TAMPA BAY						INACTIVE/INJURED				
12/29 @ PHILADELPHIA	2	48	24.0	30	0					
1/5/25 WASHINGTON	1	30	30.0	30	0					
2024 Totals	27	904	33.5	99t	1	7	187	26.7	43t	1

Individual Game-by-Game Punt Returns

	KaVontae Turpin					Amani Oruwariye						
	No	Yds	Avg	FC	Lg	TD	No	Yds	Avg	FC	Lg	TD
9/8 @ Cleveland	5	96	19.2	0	60t	1						
9/15 NEW ORLEANS												
9/22 BALTIMORE	0	0	0.0	2	0	0	PRACTICE SQUAD					
9/26 @ N.Y. Giants	0	0	0.0	1	0	0	PRACTICE SQUAD					
10/6 @ Pittsburgh	0	0	0.0	2	0	0	PRACTICE SQUAD					
10/13 DETROIT												
10/27 @ San Francisco	1	13	13.0	1	13	0						
11/3 @ Atlanta	3	37	12.3	1	18	0	RESERVE/INJURED					
11/10 PHILADELPHIA	0	0	0.0	1	0	0	RESERVE/INJURED					
11/18 HOUSTON	0	0	0.0	2	0	0	RESERVE/INJURED					
11/24 @ Washington	1	-2	-2.0	3	-2	0	RESERVE/INJURED					
11/28 N.Y. GIANTS	2	-3	-1.5	2	0	0	RESERVE/INJURED					
12/9 CINCINNATI	1	20	20.0	0	20	0	1	0	0.0	0	0	0
12/15 @ Carolina	2	5	2.5	0	3	0						
12/22 TAMPA BAY	2	20	10.0	1	18	0						
12/29 @ PHILADELPHIA							RESERVE/INJURED					
1/5/25 WASHINGTON							RESERVE/INJURED					
2024 Totals	18	187	10.4	19	60t	1	1	0	0.0	0	0	0

Individual Game-by-Game Punting and Field Goals

	No	Yds	Bryan Anger					Brandon Aubrey							
			Av	TB	20	Lg	Blk	Net	FGM	FGA	1-19	20-29	30-39	40-49	50+
9/8 @ Cleveland	6	294	49.0	0	0	59	0	37.0	4	4	0-0	0-0	0-0	2-2	2-2
9/15 NEW ORLEANS	1	53	53.0	0	1	53	0	53.0	4	4	0-0	0-0	1-1	2-2	1-1
9/22 BALTIMORE	4	209	52.3	0	2	62	0	45.0	2	2	0-0	0-0	0-0	0-0	1-2
9/26 @ N.Y. Giants	3	165	55.0	1	1	60	0	41.0	2	3	0-0	0-0	0-0	1-1	2-2
10/6 @ Pittsburgh	1	45	45.0	0	0	45	0	45.0	2	3	0-0	0-0	1-2	0-0	1-1
10/13 DETROIT	2	93	46.5	0	0	55	0	43.5	3	3	0-0	0-0	1-1	1-1	1-1
10/27 @ San Francisco	4	194	48.5	0	3	59	0	43.0	1	1	0-0	1-1	0-0	0-0	0-0
11/3 @ Atlanta	3	139	46.3	0	2	53	0	44.7	2	2	0-0	0-0	1-1	0-0	1-1
11/10 PHILADELPHIA	6	304	50.7	0	2	59	0	43.5	2	2	0-0	1-1	0-0	1-1	0-0
11/18 HOUSTON	2	82	41.0	0	1	42	0	41.0	1	2	0-0	0-0	0-0	0-1	1-1
11/24 @ Washington	6	238	39.7	0	3	56	0	36.5	2	4	0-0	0-0	0-1	2-3	0-0
11/28 N.Y. GIANTS	5	236	47.2	2	2	55	0	33.4	2	2	0-0	1-1	1-1	0-0	0-0
12/9 CINCINNATI	4	198	49.5	0	1	52	0	43.3	2	2	0-0	0-0	1-1	1-1	0-0
12/15 @ Carolina	2	113	56.5	0	1	57	0	56.5	3	4	0-0	0-0	0-0	2-2	1-2
12/22 TAMPA BAY	5	246	49.2	0	2	57	0	43.0	4	4	0-0	0-0	0-0	1-1	3-3
12/29 @ PHILADELPHIA	4	198	49.5	0	2	62	0	45.8	0	1	0-0	0-0	0-0	0-0	0-1
1/5/25 WASHINGTON	4	198	49.5	0	1	58	0	43.8	4	4	0-0	1-1	2-2	1-1	0-0
2024 Totals	62	3,005	48.5	3	24	62	0	42.0	40	47	0-0	4-4	8-10	14-16	14-17

STAFF

PLAYERS

2024 SEASON

RECORDS

PLAYOFF
RECORDS

HISTORY

SIDELINES

Individual Game-by-Game Tackles

	Markquese Bell				DaRon Bland				Andrew Booth						
	Solo	Asst.	Total	Sacks	Solo	Asst.	Total	Sacks	Solo	Asst.	Total	Sacks			
9/8 @ Cleveland					RESERVE/INJURED				INACTIVE						
9/15 NEW ORLEANS					RESERVE/INJURED				INACTIVE						
9/22 BALTIMORE					RESERVE/INJURED				INACTIVE						
9/26 @ N.Y. Giants	INACTIVE				RESERVE/INJURED				4 - 0 - 4						
10/6 @ Pittsburgh					RESERVE/INJURED										
10/13 DETROIT					RESERVE/DFR				1 - 1 - 2						
10/27 @ San Francisco					RESERVE/DFR				INACTIVE						
11/3 @ Atlanta					INACTIVE/INJURED				INACTIVE						
11/10 PHILADELPHIA	0	-	1	-	1	INACTIVE/INJURED				PRACTICE SQUAD					
11/18 HOUSTON					INACTIVE/INJURED				PRACTICE SQUAD						
11/24 @ Washington	RESERVE/INJURED				3 - 4 - 7				PRACTICE SQUAD						
11/28 N.Y. GIANTS	RESERVE/INJURED				6 - 4 - 10				PRACTICE SQUAD						
12/9 CINCINNATI	RESERVE/INJURED				2 - 4 - 6				PRACTICE SQUAD						
12/15 @ Carolina	RESERVE/INJURED								2 - 1 - 3						
12/22 TAMPA BAY	RESERVE/INJURED				7 - 1 - 8										
12/29 @ PHILADELPHIA	RESERVE/INJURED				4 - 2 - 6				3 - 3 - 6						
1/5/25 WASHINGTON	RESERVE/INJURED				7 - 0 - 7										
2024 Totals	3	-	1	-	4	29	-	15	-	44	10	-	5	-	15

	Josh Butler				Caelen Carson				Damone Clark						
	Solo	Asst.	Total	Sacks	Solo	Asst.	Total	Sacks	Solo	Asst.	Total	Sacks			
9/8 @ Cleveland	PRACTICE SQUAD				4 - 0 - 4				2 - 2 - 4						
9/15 NEW ORLEANS	PRACTICE SQUAD				4 - 0 - 4				5 - 2 - 7						
9/22 BALTIMORE	PRACTICE SQUAD				6 - 1 - 7				2 - 2 - 4						
9/26 @ N.Y. Giants	PRACTICE SQUAD				INACTIVE										
10/6 @ Pittsburgh	PRACTICE SQUAD				INACTIVE/INJURED										
10/13 DETROIT	PRACTICE SQUAD				INACTIVE/INJURED				4 - 5 - 9 0.5						
10/27 @ San Francisco	PRACTICE SQUAD				INACTIVE/INJURED										
11/3 @ Atlanta	PRACTICE SQUAD				6 - 1 - 7										
11/10 PHILADELPHIA	PRACTICE SQUAD				4 - 1 - 5										
11/18 HOUSTON	5	-	0	-	5	INACTIVE				INACTIVE					
11/24 @ Washington	9	-	2	-	11 1.0	INACTIVE									
11/28 N.Y. GIANTS	2	-	1	-	3	RESERVE/INJURED									
12/9 CINCINNATI	RESERVE/INJURED				RESERVE/INJURED				INACTIVE						
12/15 @ Carolina	RESERVE/INJURED				RESERVE/INJURED										
12/22 TAMPA BAY	RESERVE/INJURED				RESERVE/INJURED				0 - 1 - 1						
12/29 @ PHILADELPHIA	RESERVE/INJURED				RESERVE/INJURED										
1/5/25 WASHINGTON	RESERVE/INJURED				RESERVE/INJURED				INACTIVE						
2024 Totals	16	-	3	-	19 1.0	24	-	3	-	27	13	-	12	-	25 0.5

	Trevon Diggs				Chauncey Golston				KJ Henry						
	Solo	Asst.	Total	Sacks	Solo	Asst.	Total	Sacks	Solo	Asst.	Total	Sacks			
9/8 @ Cleveland	4	-	1	-	5	0 - 2 - 2									
9/15 NEW ORLEANS	4	-	1	-	5	1	-	2	-	3 1.0					
9/22 BALTIMORE	5	-	1	-	6	0 - 1 - 1									
9/26 @ N.Y. Giants	1	-	2	-	3	0 - 1 - 1				ACQUIRED 10/1					
10/6 @ Pittsburgh	2	-	0	-	2	1	-	4	-	5 0.5	INACTIVE				
10/13 DETROIT	3	-	0	-	3	3	-	2	-	5 0.5	0	-	2	-	2 1.0
10/27 @ San Francisco	4	-	1	-	5	3 - 2 - 5									
11/3 @ Atlanta	2	-	1	-	3	2 - 3 - 5				INACTIVE					
11/10 PHILADELPHIA					3 - 1 - 4				INACTIVE						
11/18 HOUSTON	6	-	0	-	6	1 - 2 - 3				INACTIVE					
11/24 @ Washington	INACTIVE/INJURED				0 - 1 - 1				RELEASED 11/23						
11/28 N.Y. GIANTS	INACTIVE/INJURED				0 - 2 - 2										
12/9 CINCINNATI	5	-	1	-	6	2 - 0 - 2									
12/15 @ Carolina	INACTIVE/INJURED				3 - 1 - 4 1.0										
12/22 TAMPA BAY	RESERVE/INJURED				2 - 3 - 5 1.0										
12/29 @ PHILADELPHIA	RESERVE/INJURED				4 - 0 - 4										
1/5/25 WASHINGTON	RESERVE/INJURED				1 - 1 - 2 1.5										
2024 Totals	36	-	8	-	44	26	-	29	-	55 5.5	0	-	2	-	2 1.0

Individual Game-by-Game Tackles, cont.

	Malik Hooker				Linval Joseph				Eric Kendricks									
	Solo	Asst.	Total	Sacks	Solo	Asst.	Total	Sacks	Solo	Asst.	Total	Sacks						
9/8 @ Cleveland	2	-	3	-	5	0	-	1	-	1	4	-	4	-	8	2.0		
9/15 NEW ORLEANS	1	-	1	-	2	1	-	1	-	2	3	-	5	-	8			
9/22 BALTIMORE	5	-	0	-	5	0	-	1	-	1	6	-	6	-	12			
9/26 @ N.Y. Giants	5	-	0	-	5						7	-	7	-	14			
10/6 @ Pittsburgh	4	-	2	-	6	1	-	0	-	1	1.0		4	-	6	-	10	
10/13 DETROIT	2	-	3	-	5	2	-	1	-	3			INACTIVE/INJURED					
10/27 @ San Francisco	3	-	3	-	6	0	-	3	-	3			4	-	5	-	9	
11/3 @ Atlanta	1	-	2	-	3	1	-	0	-	1			6	-	4	-	10	
11/10 PHILADELPHIA	3	-	1	-	4	0	-	2	-	2			4	-	4	-	8	
11/18 HOUSTON	3	-	5	-	8	5	-	5	-	8			5	-	4	-	9	
11/24 @ Washington	2	-	2	-	4								4	-	8	-	12	
11/28 N.Y. GIANTS	1	-	3	-	4	0	-	1	-	1			6	-	4	-	10	
12/9 CINCINNATI	4	-	3	-	7								7	-	5	-	12	
12/15 @ Carolina	2	-	0	-	2	0	-	1	-	1			2	-	5	-	7	
12/22 TAMPA BAY	2	-	3	-	5	1	-	1	-	2	1.0		INACTIVE/INJURED					
12/29 @ PHILADELPHIA	6	-	4	-	10	2	-	0	-	2			7	-	4	-	11	
1/5/25 WASHINGTON	5	-	1	-	6								4	-	1	-	5	
2024 Totals	51	-	36	-	87	8	-	12	-	20	2.0		73	-	72	-	145	3.0

	Marshawn Kneeland				DeMarcus Lawrence				Carl Lawson										
	Solo	Asst.	Total	Sacks	Solo	Asst.	Total	Sacks	Solo	Asst.	Total	Sacks							
9/8 @ Cleveland	2	-	2	-	4	2	-	1	-	3	2.0		PRACTICE SQUAD						
9/15 NEW ORLEANS	0	-	1	-	1	0	-	3	-	3			PRACTICE SQUAD						
9/22 BALTIMORE	1	-	1	-	2	2	-	3	-	5									
9/26 @ N.Y. Giants	1	-	1	-	2	0	-	2	-	2	1.0								
10/6 @ Pittsburgh	2	-	0	-	2								0	-	1	-	1	0.5	
10/13 DETROIT	RESERVE/INJURED				RESERVE/INJURED				RESERVE/INJURED				1	-	1	-	2		
10/27 @ San Francisco	RESERVE/INJURED				RESERVE/INJURED				RESERVE/INJURED				2	-	1	-	3		
11/3 @ Atlanta	RESERVE/INJURED				RESERVE/INJURED				RESERVE/INJURED				2.0						
11/10 PHILADELPHIA	RESERVE/INJURED				RESERVE/INJURED				RESERVE/INJURED				0.5						
11/18 HOUSTON	RESERVE/INJURED				RESERVE/INJURED				RESERVE/INJURED										
11/24 @ Washington	RESERVE/INJURED				RESERVE/INJURED				RESERVE/INJURED										
11/28 N.Y. GIANTS	INACTIVE/INJURED				RESERVE/INJURED				RESERVE/INJURED				1.0						
12/9 CINCINNATI	1	-	2	-	3														
12/15 @ Carolina	RESERVE/INJURED				RESERVE/INJURED				RESERVE/INJURED				1.0						
12/22 TAMPA BAY	0	-	2	-	2								1	-	0	-	1		
12/29 @ PHILADELPHIA	1	-	0	-	1								0	-	1	-	1		
1/5/25 WASHINGTON	RESERVE/INJURED				RESERVE/INJURED				RESERVE/INJURED				0	-	1	-	1		
2024 Totals	8	-	9	-	17	4	-	9	-	13	3.0		4	-	5	-	9	5.0	

	Jourdan Lewis				Marist Liufau				Israel Mukuamu									
	Solo	Asst.	Total	Sacks	Solo	Asst.	Total	Sacks	Solo	Asst.	Total	Sacks						
9/8 @ Cleveland	3	-	3	-	6	1	-	0	-	1								
9/15 NEW ORLEANS	2	-	0	-	2	2	-	2	-	4								
9/22 BALTIMORE	0	-	2	-	2	1	-	1	-	2								
9/26 @ N.Y. Giants	5	-	1	-	6	3	-	0	-	3								
10/6 @ Pittsburgh	1	-	0	-	1	0	-	1	-	1								
10/13 DETROIT	1	-	3	-	4	0	-	2	-	2								
10/27 @ San Francisco	4	-	2	-	6	2	-	0	-	2			0	-	1	-	1	
11/3 @ Atlanta	5	-	1	-	6													
11/10 PHILADELPHIA	2	-	4	-	6	4	-	0	-	4			1	-	0	-	1	
11/18 HOUSTON	INACTIVE/INJURED				RESERVE/INJURED				RESERVE/INJURED				2	-	2	-	4	
11/24 @ Washington	3	-	4	-	7								1	-	0	-	1	
11/28 N.Y. GIANTS	1	-	2	-	3								2	-	2	-	4	
12/9 CINCINNATI	4	-	3	-	7						1.5							
12/15 @ Carolina	1	-	1	-	2	2	-	4	-	6			2	-	1	-	3	
12/22 TAMPA BAY	3	-	5	-	8	1	-	7	-	8								
12/29 @ PHILADELPHIA	2	-	3	-	5	3	-	1	-	4			1	-	0	-	1	
1/5/25 WASHINGTON	4	-	3	-	7	6	-	2	-	8			1	-	0	-	1	
2024 Totals	41	-	37	-	78	1.0					1.5		10	-	6	-	16	

STAFF

PLAYERS

2024 SEASON

RECORDS

PLAYOFF
RECORDS

HISTORY

SIDELINES

Individual Game-by-Game Tackles, cont.

	Osa Odighizuwa				Amani Oruwaraye				DeMarvin Overshown								
	Solo	Asst.	Total	Sacks	Solo	Asst.	Total	Sacks	Solo	Asst.	Total	Sacks					
9/8 @ Cleveland	1	-	2	-	3	PRACTICE SQUAD				5	-	4	-	9	1.0		
9/15 NEW ORLEANS	1	-	1	-	2	PRACTICE SQUAD				4	-	1	-	5			
9/22 BALTIMORE	1	-	2	-	3	PRACTICE SQUAD				4	-	2	-	6			
9/26 @ N.Y. Giants	3	-	1	-	4	3	-	0	-	3	6	-	3	-	9		
10/6 @ Pittsburgh	1	-	1	-	2	0.5	3	-	1	-	4	6	-	3	-	9	
10/13 DETROIT	2	-	2	-	4		4	-	1	-	5	4	-	1	-	5	
10/27 @ San Francisco	1	-	1	-	2		6	-	2	-	8	2	-	6	-	8	1.0
11/3 @ Atlanta	2	-	1	-	3		RESERVE/INJURED				4	-	3	-	7		
11/10 PHILADELPHIA	0	-	1	-	1	0.5	RESERVE/INJURED				6	-	4	-	10	2.0	
11/18 HOUSTON	1	-	0	-	1	1.0	RESERVE/INJURED				4	-	2	-	6		
11/24 @ Washington	2	-	2	-	4		RESERVE/INJURED				0	-	4	-	4	1.0	
11/28 N.Y. GIANTS	2	-	2	-	4	1.0	RESERVE/INJURED				6	-	4	-	10		
12/9 CINCINNATI	1	-	2	-	3						4	-	3	-	7		
12/15 @ Carolina	2	-	1	-	3	1.0	3	-	0	-	3	RESERVE/INJURED					
12/22 TAMPA BAY	1	-	1	-	2		3	-	3	-	6	RESERVE/INJURED					
12/29 @ PHILADELPHIA	2	-	1	-	3		RESERVE/INJURED				RESERVE/INJURED						
1/5/25 WASHINGTON	0	-	2	-	2	0.5	RESERVE/INJURED				RESERVE/INJURED						
2024 Totals	23	-	23	-	46	4.5	22	-	7	-	29	55	-	40	-	95	5.0

	Micah Parsons				Jordan Phillips				Mazi Smith								
	Solo	Asst.	Total	Sacks	Solo	Asst.	Total	Sacks	Solo	Asst.	Total	Sacks					
9/8 @ Cleveland	2	-	1	-	3	1.0	0	-	1	-	1						
9/15 NEW ORLEANS	2	-	2	-	4				0	-	1	-	1				
9/22 BALTIMORE	4	-	3	-	7		RESERVE/INJURED				3	-	0	-	3		
9/26 @ N.Y. Giants	2	-	2	-	4		RESERVE/INJURED				2	-	2	-	4		
10/6 @ Pittsburgh	INACTIVE/INJURED				RESERVE/INJURED				3	-	1	-	4				
10/13 DETROIT	INACTIVE/INJURED				RESERVE/INJURED				2	-	1	-	3				
10/27 @ San Francisco	INACTIVE/INJURED				RESERVE/DFR				1	-	2	-	3				
11/3 @ Atlanta	INACTIVE/INJURED				RESERVE/DFR												
11/10 PHILADELPHIA					2.0		RELEASED 11/5				3	-	1	-	4		
11/18 HOUSTON	0	-	2	-	2				2	-	3	-	5				
11/24 @ Washington	3	-	3	-	6	2.0			1	-	3	-	4				
11/28 N.Y. GIANTS	0	-	2	-	2	1.5			0	-	2	-	2	0.5			
12/9 CINCINNATI									0	-	2	-	2				
12/15 @ Carolina	1	-	1	-	2	2.0			1	-	0	-	1				
12/22 TAMPA BAY	3	-	1	-	4	1.0			2	-	1	-	3				
12/29 @ PHILADELPHIA	2	-	0	-	2				2	-	2	-	4				
1/5/25 WASHINGTON	1	-	1	-	2				1	-	0	-	1	0.5			
2024 Totals	20	-	18	-	38	12.0	0	-	1	-	1	23	-	21	-	44	1.0

	Juanyeh Thomas				Nick Vigil				Carlos Watkins						
	Solo	Asst.	Total	Sacks	Solo	Asst.	Total	Sacks	Solo	Asst.	Total	Sacks			
9/8 @ Cleveland	1	-	0	-	1		0	-	1	-	1				
9/15 NEW ORLEANS									SIGNED 9/18						
9/22 BALTIMORE															
9/26 @ N.Y. Giants							PRACTICE SQUAD								
10/6 @ Pittsburgh									0	-	2	-	2		
10/13 DETROIT							1	-	1	-	2	0	-	1	1
10/27 @ San Francisco									0	-	2	-	2		
11/3 @ Atlanta									0	-	1	-	1		
11/10 PHILADELPHIA	INACTIVE/INJURED				1	-	1	-	2	3	-	1	-	4	
11/18 HOUSTON	1	-	1	-	2				0	-	2	-	2		
11/24 @ Washington	2	-	1	-	3										
11/28 N.Y. GIANTS															
12/9 CINCINNATI	INACTIVE/INJURED														
12/15 @ Carolina	INACTIVE/INJURED														
12/22 TAMPA BAY	INACTIVE/INJURED				5	-	5	-	10	0	-	1	-	1	
12/29 @ PHILADELPHIA	1	-	1	-	2				1	-	1	-	2		
1/5/25 WASHINGTON															
2024 Totals	5	-	3	-	8	7	-	8	-	15	4	-	11	-	15

Individual Game-by-Game Tackles, cont.

	Tyrus Wheat				Sacks	Donovan Wilson					
	Solo	Asst.	Total	Sacks		Solo	Asst.	Total	Sacks		
9/8 @ Cleveland						0	-	2	-	2	
9/15 NEW ORLEANS	1	-	1	-	2	2	-	5	-	7	
9/22 BALTIMORE	INACTIVE					1	-	7	-	8	
9/26 @ N.Y. Giants	INACTIVE					4	-	2	-	6	
10/6 @ Pittsburgh	2	-	2	-	4	0.5	3	-	4	-	7
10/13 DETROIT	2	-	1	-	3		3	-	3	-	6
10/27 @ San Francisco	0	-	2	-	2		2	-	4	-	6
11/3 @ Atlanta	0	-	1	-	1		4	-	4	-	8
11/10 PHILADELPHIA	1	-	0	-	1		3	-	1	-	4
11/18 HOUSTON						2	-	4	-	6	
11/24 @ Washington	INACTIVE					2	-	3	-	5	
11/28 N.Y. GIANTS	DID NOT PLAY					1	-	4	-	5	
12/9 CINCINNATI	INACTIVE					5	-	3	-	8	
12/15 @ Carolina	INACTIVE					5	-	1	-	6	
12/22 TAMPA BAY	INACTIVE					1	-	3	-	4	
12/29 @ PHILADELPHIA	INACTIVE					1	-	0	-	1	
1/5/25 WASHINGTON	INACTIVE					1	-	0	-	1	
2024 Totals	6	-	7	-	13	0.5	40	-	50	-	90
							4.5				



STAFF

PLAYERS

2024 SEASON

RECORDS

PLAYOFF
RECORDS


HISTORY

SIDELINES

AT&T STADIUM



THE STAR



RECORDS



★ **BRANDON AUBREY** ★

Cowboys All-Time Leaders

STAFF

PLAYERS

2024 SEASON

ALL-TIME LEADERS

PLAYOFF RECORDS

HISTORY

SIDELINES

RUSHING (yards)

PLAYER	ATT.	YARDS	AVG.	LONG	TD
1. Smith, Emmitt (1990-2002).....	4,052	17,162	4.2	75t	153
2. Dorsett, Tony (1977-87).....	2,755	12,036	4.4	99t	72
3. Elliott, Ezekiel (2016-22, 2024).....	1,955	8,488	4.3	60t	71
4. Perkins, Don (1961-68).....	1,500	6,217	4.2	59	42
5. Hill, Calvin (1969-74).....	1,166	5,009	4.3	55	39
6. Newhouse, Robert (1972-83).....	1,160	4,784	4.1	54	31
7. Murray, DeMarco (2011-14).....	934	4,526	4.9	91t	28
8. Barber, Marion (2005-10).....	1,042	4,358	4.2	54	47
9. Garrison, Walt (1966-74).....	899	3,886	4.3	41	30
10. Pollard, Tony (2019-23).....	762	3,621	4.8	68t	23
11. Walker, Herschel (1986-89, 1996-97).....	818	3,491	4.3	84t	27
12. Jones, Julius (2004-07).....	885	3,484	3.9	77t	18
13. Jones, Felix (2008-12).....	569	2,728	4.8	60t	11
14. Staubach, Roger (1969-79).....	410	2,264	5.5	33t	20
15. Springs, Ron (1979-84).....	604	2,180	3.6	46t	28

RECEIVING (yards)

PLAYER	REC.	YARDS	AVG.	LONG	TD
1. Witten, Jason (2003-17, 2019).....	1,215	12,977	10.7	69	72
2. Irvin, Michael (1988-99).....	750	11,904	15.9	87t	65
3. Hill, Tony (1977-86).....	479	7,988	16.7	75t	51
4. Pearson, Drew (1973-83).....	489	7,822	16.0	67	48
5. Bryant, Dez (2010-17).....	531	7,459	14.0	85t	73
6. Hayes, Bob (1965-74).....	365	7,295	20.0	95t	71
7. Lamb, CeeDee (2020-24).....	496	6,339	12.8	92t	38
8. Clarke, Frank (1960-67).....	281	5,214	18.6	80t	50
9. Austin, Miles (2006-13).....	301	4,481	14.9	69t	34
10. Cooper, Amari (2018-21).....	292	3,893	13.3	90t	27
11. Gallup, Michael (2018-23).....	266	3,744	14.1	62	21
12. Cosbie, Doug (1979-88).....	300	3,728	12.4	61t	30
13. Owens, Terrell (2006-08).....	235	3,587	15.3	75t	38
14. Novacek, Jay (1990-90).....	339	3,576	10.5	49	22
15. DuPree, Billy Joe (1973-83).....	267	3,565	13.4	42t	41

PASSING (rating - min. 1,500 att.)

PLAYER	ATT.	COMP.	PCT.	YARDS	TD	INT	LONG	RATING
1. Prescott, Dak (2016-24).....	4,159	2,780	66.8	31,437	213	82	92t	98.1
2. Romo, Tony (2003-16).....	4,335	2,829	65.3	34,183	248	117	85t	97.1
3. Staubach, Roger (1969-79) ...	2,958	1,685	57.0	22,700	153	109	91t	83.4
4. White, Danny (1976-88).....	2,950	1,761	59.7	21,959	155	132	80t	81.7
5. Aikman, Troy (1989-2000).....	4,715	2,898	61.5	32,942	165	141	90t	81.6
6. Meredith, Don (1960-68).....	2,308	1,170	50.7	17,199	135	111	95t	74.8

SCORING

PLAYER	TD	2PT	PAT	FG	TP
1. Smith, Emmitt (1990-2002).....	164	1	-	-	986
2. Septien, Rafael (1978-86).....	-	-	388	162	874
3. Bailey, Dan (2011-17).....	-	-	276	186	834
4. Dorsett, Tony (1977-87).....	86	-	-	-	516
5. Elliott, Ezekiel (2016-22, 2024).....	83	4	-	-	506
6. Hayes, Bob (1965-74).....	76	-	-	-	456
7. Bryant, Dez (2010-17).....	75	1	-	-	452
8. Witten, Jason (2003-17, 2019).....	72	3	-	-	438
9. Irvin, Michael (1988-99).....	65	1	-	-	392
10. Clark, Mike (1968-71, 73).....	-	-	180	69	387

FIELD GOAL PCT. (min. 75 made)

PLAYER	ATT.	MADE	PCT.	LONG
1. Aubrey, Brandon (2023-24).....	85	76	.894	65
2. Bailey, Dan (2011-17).....	211	186	.882	56
3. Boniol, Chris (1994-96).....	93	81	.871	52
4. Cunningham, Richie (1997-99).....	94	75	.798	54
5. Brett Maher (2018-19, 2022).....	98	78	.796	63

PUNTING (net, min. 250 punts)

PLAYER	NO.	YDS.	AVG.	TB	IN20	LONG	BLK	NET
1. Jones, Chris (2011-20)	483	21,478	44.5	24	187	66	4	40.1
2. McBriar, Mat (2004-11)	494	22,369	45.3	54	175	75	3	38.1
3. Jett, John (1993-96)	253	10,593	41.9	22	87	60	0	36.1
4. Gowin, Toby (1997-99, 2003)	338	14,099	41.7	41	106	72	1	35.5
5. Saxon, Mike (1985-92)	591	24,542	41.5	68	166	64	4	34.8
6. White, Danny (1976-88)	612	24,571	40.1	74	144	73	5	34.1

INTERCEPTIONS

PLAYER	NO.	YARDS	AVG.	LONG	TD
1. Renfro, Mel (1964-77)	52	626	12.0	90t	3
2. Walls, Everson (1981-89)	44	391	8.9	37	0
3. Waters, Charlie (1970-78, 80-81)	41	584	14.2	56	2
4. Thurman, Dennis (1978-85)	36	562	15.6	96t	4
5. Downs, Michael (1981-88)	34	433	12.7	31	1
Green, Cornell (1962-74)	34	552	16.2	59	2
7. Jordan, Lee Roy (1963-76)	32	472	14.8	49t	3
Newman, Terence (2003-11)	32	345	10.8	70	3
9. Harris, Cliff (1970-79)	29	281	9.7	60	1
10. Howley, Chuck (1961-73)	24	395	16.5	58	2
11. Woodson, Darren (1992-2003)	23	271	11.8	94t	2
12. Bishop, Don (1960-65)	22	364	16.5	57	0
13. Gaechter, Mike (1962-69)	21	420	20.0	100t	1
14. Diggs, Trevon (2020-24)	20	204	10.2	59t	2
15. Williams, Roy (2002-08)	19	307	16.2	86t	3
Smith, Kevin (1992-99)	19	190	10.0	32t	1

TACKLES

PLAYER	NO.	PLAYER	NO.
1. Woodson, Darren (1992-03)	1,350	10. Downs, Michael (1981-88)	820
2. Jordan, Lee Roy (1963-76)	1,236	11. Ware, DeMarcus (2005-13)	710
3. White, Randy (1975-88)	1,104	12. Bates, Bill (1983-97)	701
4. Coakley, Dexter (1997-04)	1,046	13. Jeffcoat, Jim (1983-94)	698
5. Jones, Ed (1974-78, 1980-89)	1,032	14. Tolbert, Tony (1989-97)	684
6. Breunig, Bob (1975-84)	1,016	15. Nguyen, Dat (1999-05)	665
7. James, Bradie (2003-11)	1,009	16. Hegman, Mike (1976-88)	649
8. Lee, Sean (2010-20)	995	Walls, Everson (1981-89)	649
9. Lockhart, Eugene (1984-90)	897	* <i>Tackles are based off of coaching film</i>	

SACKS

PLAYER	NO.	PLAYER	NO.
1. Ware, DeMarcus (2005-13)	117.0	9. Ellis, Greg (1998-08)	77.0
2. Martin, Harvey (1973-83)	114.0	10. Lawrence, DeMarcus (2014-24)	61.5
3. White, Randy (1975-88)	111.0	11. Cole, Larry (1968-80)	60.0
4. Jones, Ed (1974-78, 1980-89)	106.0	12. Tolbert, Tony (1989-97)	59.0
5. Andrie, George (1962-72)	97.0	13. Parsons, Micah (2021-24)	52.5
6. Pugh, Jethro (1965-78)	95.5	14. Haley, Charles (1992-96)	34.0
7. Jeffcoat, Jim (1983-94)	94.5	15. Spencer, Anthony (2007-14)	33.0
8. Lilly, Bob (1961-74)	94.0	* <i>Sacks did not become an official stat until 1982</i>	

SPECIAL TEAMS TACKLES

PLAYER	NO.	PLAYER	NO.
1. Bates, Bill (1983-97)	216	9. Burnett, Kevin (2005-08)	64
2. Woodson, Darren (1992-2003)	134	Davis, Billy (1995-98)	64
3. Davis, Keith (2002, 2004-08)	97	11. Coakley, Dexter (1997-2004)	62
4. Williams, Charlie (1995-2000)	81	12. Hellestrae, Dale (1990-2000)	61
5. McCray, Danny (2010-13, 15)	78	13. Schwantz, Jim (1994-96)	60
6. Gant, Kenneth (1990-94)	77	14. Reese, Izell (1998-2001)	57
7. Hurd, Sam (2006-10)	72	15. Watkins, Patrick (2006-09)	56
8. Marion, Brock (1993-97)	70	* <i>Special teams tackles since 1988</i>	

*Current Players in **Bold**

PUNT RETURNS (avg. - min. 75 returns)

	PLAYER	NO.	YARDS	AVG.	LONG	TD
1.	Sanders, Deion (1995-99).....	89	1,184	13.3	83t	4
2.	Hayes, Bob (1965-74).....	104	1,158	11.1	90	3
3.	Harris, Dwayne (2011-14).....	87	965	11.1	86t	2
4.	Martin, Kelvin (1987-92, 1996).....	179	1,803	10.1	85t	3
5.	Williams, Kevin (1993-96).....	95	913	9.6	83t	3
6.	Crayton, Patrick (2004-09).....	111	1,066	9.6	82t	2
7.	Johnson, Butch (1976-83).....	146	1,313	9.0	55	0
8.	Jones, James (1980-82, 1984-85).....	87	736	8.5	52	0
9.	Renfro, Mel (1964-77).....	109	842	7.7	69t	1

KICKOFF RETURNS (avg. - min. 75 returns)

	PLAYER	NO.	YARDS	AVG.	LONG	TD
1.	Harris, Dwayne (2011-14).....	77	2,040	26.5	90	0
2.	Renfro, Mel (1964-77).....	85	2,246	26.4	100t	2
3.	Walker, Herschel (1986-89, 1996-97)....	77	1,946	25.3	89	0
4.	Thompson, Tyson (2005-07).....	98	2,416	24.7	72	0
5.	Austin, Miles (2006-13).....	89	2,146	24.1	60	0
6.	Swinton, Reggie (2001-03).....	87	2,089	24.0	100t	1
7.	Williams, Kevin (1993-96).....	144	3,416	23.7	87t	1
8.	Johnson, Butch (1976-83).....	79	1,832	23.2	74	0
9.	Dixon, James (1989-91).....	101	2,315	22.9	97t	1
10.	Clack, Darryl (1986-89).....	83	1,802	21.7	51	0

COMBINED YARDAGE

	PLAYER	TOTAL	RUSH	REC.	INT. RET.	PUNT RET.	KICK RET.	FUM. RET.
1.	Smith, Emmitt (1990-2002).....	20,174	17,162	3,012	0	0	0	0
2.	Dorsett, Tony (1977-87).....	15,501	12,036	3,432	0	0	0	33
3.	Witten, Jason (2003-17, 2019)....	12,977	0	12,977	0	0	0	0
4.	Irvin, Michael (1988-99).....	11,910	6	11,904	0	0	0	0
5.	Elliott, Ezekiel (2016-22, 2024)....	10,886	8,488	2,405	0	0	0	-7
6.	Hayes, Bob (1965-74).....	9,104	70	7,295	0	1,158	581	0
7.	Hill, Tony (1977-86).....	8,436	84	7,988	0	268	96	0
8.	Pearson, Drew (1973-83).....	8,208	190	7,822	0	13	155	28
9.	Bryant, Dez (2010-17).....	8,188	-3	7,459	0	384	348	0
10.	Perkins, Don (1961-68).....	7,997	6,217	1,310	0	8	443	19



Emmitt Smith, the NFL's all-time leading rusher (18,355 yards), also holds the Dallas Cowboys all-time combined yardage record (20,174).

COWBOYS OFFENSE YEAR-BY-YEAR

YEAR	1ST DOWNS				NET OFFENSE	RUSHING	PASSING						PENALTIES	FUMBLES	NFC RANK		NFL RANK	
	TOTAL	RUSH	PASS	PEN			YDS-PLYS	YDS-ATT	NET	SACKS	GROSS	ATT			COMP	INT	NO-YDS	NO-LOST
1960	180	57	105	18	3,153-698	1,049-311	2,104	33/284	2,388	354	163	33	62-600	21-17	23	177		12-13-5
1961	239	100	130	9	4,480-863	1,819-414	2,661	27/257	1,819	422	215	27	47-427	46-21	29	236		8-10-6
1962	246	101	136	9	4,912-843	2,040-434	2,872	29/243	3,115	380	200	17	62-639	32-19	51	398		2-3-7
1963	248	105	132	11	4,263-839	1,795-420	2,468	44/331	2,799	375	200	21	67-627	29-15	40	305		9-6-9
1964	230	89	119	22	3,704-893	1,691-421	2,031	68/503	2,516	404	192	24	97-952	39-19	30	250		14-8-13
1965	211	87	108	16	3,995-833	1,608-416	2,387	55/369	2,756	362	168	18	78-710	31-17	40	325		10-8-9
1966	287	124	139	24	5,145-926	2,122-471	3,023	42/308	3,331	413	214	14	83-824	23-10	56	445		1-2-1
1967	261	109	141	11	4,699-936	1,900-477	2,799	42/294	3,093	417	210	28	81-785	25-13	45	342		5-5-6
1968	297	135	143	19	5,117-913	2,071-480	3,026	34/269	3,295	399	217	18	77-751	21-15	54	431		1-2-1
1969	275	133	125	17	5,122-931	2,276-532	2,846	44/366	3,212	355	189	18	81-840	28-12	44	369		1-1-4
1970	229	119	95	15	4,449-858	2,300-522	2,149	39/296	2,445	297	149	16	87-934	29-12	35	299	2-1-9	3-1-16
1971	288	135	144	9	5,035-905	2,249-512	2,786	32/251	3,037	361	206	14	94-952	30-21	50	406	1-2-1	1-3-1
1972	256	118	126	12	4,466-897	2,124-499	2,342	31/238	2,580	367	196	23	90-841	27-15	36	319	2-4-5	6-9-8
1973	281	139	127	15	4,751-907	2,418-542	2,333	43/269	2,602	321	192	16	83-762	25-12	46	382	3-2-6	4-5-7
1974	295	147	129	19	4,983-974	2,454-542	2,529	47/327	2,856	385	206	15	86-703	31-16	38	297	1-1-3	1-1-3
1975	288	132	142	14	5,025-986	2,432-571	2,593	39/242	2,835	376	207	17	94-715	25-18	41	350	1-1-3	3-5-4
1976	269	111	140	18	4,884-958	2,147-538	2,737	30/230	2,967	390	222	13	94-761	26-16	34	296	2-6-2	4-12-5
1977	272	118	136	18	4,812-969	2,369-564	2,443	33/246	2,689	372	215	10	106-865	26-14	42	345	1-3-2	1-4-4
1978	342	146	167	29	5,959-1,107	2,783-625	3,176	33/229	3,405	449	251	17	96-816	36-18	48	384	1-1-2	2-3-3
1979	339	122	195	22	5,968-1,122	2,375-578	3,593	41/290	3,883	503	287	13	100-845	33-21	45	371	1-7-2	2-10-4
1980	337	143	171	23	5,468-1,075	2,346-594	3,104	31/252	3,356	449	265	25	107-908	27-14	60	454	5-5-9	9-6-14
1981	321	137	158	26	5,880-1,100	2,711-630	3,169	31/245	3,414	439	241	15	103-839	45-20	40	367	2-2-7	5-2-15
1982	180	70	99	11	3,199-579	1,313-296	1,886	25/264	2,150	258	160	14	42-304	29-12	28	226	2-1-6	5-5-9
1983	342	109	205	28	5,959-1,110	2,117-519	3,842	37/314	4,156	554	346	25	99-847	30-14	59	479	4-9-2	5-15-4
1984	323	93	202	28	5,320-1,121	1,714-469	3,606	48/389	3,995	604	322	26	100-947	35-17	34	308	7-12-4	11-20-6
1985	336	95	208	33	5,602-1,093	1,741-462	3,861	44/375	4,236	587	344	25	100-759	29-16	43	357	4-9-1	8-17-3
1986	325	98	199	28	5,474-1,054	1,969-447	3,505	60/498	4,003	547	319	24	111-931	44-17	43	346	4-8-4	6-11-12
1987	293	93	176	24	5,056-1,017	1,865-465	3,191	52/403	3,594	500	288	20	131-1,091	30-20	38	340	5-9-5	11-16-11
1988	311	112	175	24	5,483-1,059	1,995-469	3,488	35/239	3,727	555	307	27	141-1,148	22-13	32	265	6-7-5	9-16-7
1989	246	78	145	23	4,294-896	1,409-355	2,885	30/239	3,124	513	266	27	100-771	29-15	25	204	14-12-13	27-24-27
1990	250	88	135	27	4,081-991	1,500-393	2,581	43/317	2,898	475	254	24	98-729	27-9	27	244	14-13-13	28-23-27

257

SIDELINES

HISTORY

PLAYOFF
RECORDS

OFFENSE
YEAR-BY-YEAR

2024 SEASON

PLAYERS

STAFF

SIDELINES		HISTORY				PLAYOFF RECORDS		OFFENSE YEAR-BY-YEAR				2024 SEASON				PLAYERS				STAFF	
YEAR	1ST DOWNS			PEN	NET OFFENSE		RUSHING		PASSING				PENALTIES		FUMBLER		NFC RANK		NFL RANK		
	TOTAL	RUSH	PASS		YDS-PLYS	YDS-ATT	NET	SACKS	GROSS	ATT	COMP	INT	NO-YDS	NO-LOST	TDs	POINTS	TOT-RU-PA	TOT-RU-PA			
1991	304	89	191	24	5,101-971	1,711-433	3,390	38/273	3,663	500	305	12	74-610	23-12	37	342	4-7-5	9-13-8			
1992	324	119	183	22	5,606-1,014	2,121-500	3,485	23/112	3,597	491	314	15	91-650	16-9	48	409	2-3-3	4-5-5			
1993	322	120	172	30	5,615-994	2,161-490	3,454	29/163	3,617	475	317	6	94-744	33-16	41	376	2-2-3	4-2-7			
1994	322	136	160	26	5,321-1,018	1,953-550	3,368	20/93	3,461	448	282	14	100-895	22-10	50	414	4-2-7	8-5-12T			
1995	364	141	195	28	5,824-1,007	2,201-495	3,623	18/118	3,741	494	322	10	90-695	24-13	51	435	4-1-9	5-2-13			
1996	286	105	163	18	4,763-981	1,641-475	3,122	19/127	3,249	487	307	14	103-832	24-15	27	286	11-8-10	24-18-20			
1997	279	82	170	27	4,778-1,015	1,637-423	3,141	39/313	3,454	553	314	12	116-1,058	23-11	29	304	8-11-10	20-20-20			
1998	308	125	154	29	5,450-992	2,014-499	3,436	19/110	3,546	474	279	8	128-1,108	18-7	42	381	5-4-5	8-8-9			
1999	295	129	139	27	5,178-1,024	2,051-493	3,127	24/151	3,278	507	295	13	136-1,196	22-10	42	352	8-3-12	16-6T-24			
2000	276	116	128	32	4,475-943	1,953-463	2,522	35/249	2,771	445	255	21	108-963	31-18	31	294	13-5-15	25-12-28			
2001	247	114	110	23	4,402-952	2,184-505	2,218	34/190	2,408	413	210	20	91-744	25-14	26	246	14-2-15	29-3-31			
2002	237	87	129	21	4,375-948	1,754-423	2,621	54/399	3,020	471	252	16	105-974	33-18	26	217	15-10-16	30-19-31			
2003	286	115	149	22	5,161-1,062	1,999-515	3,162	37/185	3,347	510	294	21	98-837	26-8	31	289	8-8-9	15-12-17			
2004	296	101	171	24	5,197-1,004	1,769-449	3,428	36/208	3,636	519	308	23	105-867	26-14	33	293	7-7-9	14-20-15			
2005	318	97	177	44	5,202-1,071	1,861-521	3,341	50/298	3,639	500	300	17	99-739	36-14	38	325	7-6-8	13-13-15			
2006	336	107	199	32	5,772-1,015	1,936-472	3,836	37/231	4,067	506	310	21	100-939	16-6	52	425	3-6-4	5-13-5			
2007	332	83	217	22	5,851-975	1,746-419	4,105	25/185	4,290	531	342	19	104-813	21-5	54	455	2-7-3	3-17-4			
2008	291	102	171	18	5,512-980	1,723-401	3,789	31/199	3,988	539	336	20	120-957	29-13	43	362	8-9-5	13-2-9			
2009	335	110	203	22	6,390-1,020	2,103-436	4,287	34/196	4,483	550	347	9	115-892	20/10	43	361	2-3-2	2-7-6			
2010	327	104	201	22	5,828-1,035	1,786-428	4,042	31/166	4,208	576	379	19	109-863	28/11	46	394	4-7-3	7-16-6			
2011	327	91	219	17	6,008-1,017	1,807-409	4,201	39/252	4,453	570	376	12	112-802	24/9	39	369	8-8-5	11-18-7			
2012	338	76	237	25	5,994-1,049	1,265-355	4,746	36/263	4,992	658	434	19	118-853	19/10	41	376	4-15-3	6-31-3			
2013	325	80	213	32	5,458-957	1,504-336	3,954	35/272	4,226	586	375	12	102-867	18/8	51	439	10-13-8	16-24-14			
2014	342	106	205	31	6,138-1,014	2,354-508	3,784	30/224	4,008	476	328	11	105-839	22/14	56	467	4-2-10	7-2-16			
2015	307	94	175	38	5,361-969	1,890-408	3,471	33/206	3,677	528	334	22	112-879	18/11	26	275	12-7-13	22-9-27			
2016	361	142	191	25	6,027-1,010	2,396-499	3,631	28/168	3,799	483	325	6	105-879	22/19	49	418	4-1-13	5-2-23			
2017	314	127	162	25	5,311-1,005	2,170-480	3,141	32/185	3,326	493	309	13	97-939	11/9	42	354	9-1-14	14-2-26			
2018	322	113	184	25	5,501-1,022	1,963-439	3,538	56/347	3,885	527	356	8	104-885	23/9	36	339	13-5-13	22-10-23			
2019	379	120	229	30	6,904-1,069	2,153-449	4,751	23/151	4,902	597	388	11	109-1,008	15/7	49	434	1-3-2	1-5-2			
2020	371	115	231	25	5,949-1,113	1,788-430	4,161	44/350	4,511	639	413	13	96-849	19/13	42	395	4-9-3	9-17-8			
2021	390	111	248	31	6,919-1,153	2,119-473	4,637	33/163	4,800	647	444	11	127-1,103	26/9	64	530	1-3-2	1-9-2			
2022	347	129	194	24	6,034-1,114	2,298-531	3,736	27/175	3,911	556	355	18	104-842	14/5	55	467	5-6-7	11-9-14			
2023	385	113	229	43	6,317-1,122	1,920-468	4,397	40/263	4,660	614	428	10	115-964	13/6	57	509	3-8-2	5-14-3			
2024	327	98	192	37	5,567-1,104	1,705-429	3,862	38/230	4,092	637	398	14	128-921	29/14	33	350	12-15-8	17-27-11			

COWBOYS DEFENSE YEAR-BY-YEAR

YEAR	1ST DOWNS				NET OFFENSE YDS-PLYS	RUSHING YDS-ATT	PASSING		PENALTIES NO-YDS	FUMBLES NO-LOST	TDs	POINTS	NFC RANK TOT-RU-PA	NFL RANK TOT-RU-PA			
	TOTAL	RUSH	PASS	PEN			NET	SACKS							GROSS	ATT	COMP
1960	216	106	97	13	4,372-858	2,242-445	2,130	20/175	2,305	393	146	15	72-671.5	21-11	44	369	13-13-8
1961	254	122	120	12	4,592-787	2,161-439	2,431	22/204	2,635	326	168	25	38-362	30-18	49	380	10-12-7
1962	274	93	166	15	5,184-848	1,510-386	3,674	25/230	3,904	437	233	20	56-569	33-16	52	402	13-4-14
1963	266	114	139	13	5,325-878	2,094-455	3,231	20/161	3,392	403	202	26	52-479	23-11	48	378	13-14-13
1964	211	71	121	19	3,750-860	1,504-438	2,246	45/325	2,571	377	172	18	75-781	26-20	34	289	2-2-4
1965	240	80	138	22	4,192-885	1,444-422	2,748	39/315	3,063	424	205	18	50-483	37-20	33	280	6-2-9
1966	211	64	140	17	3,558-873	1,176-356	2,382	60/420	2,802	457	212	17	63-778	23-14	29	239	2-1-7
1967	236	64	145	27	3,874-866	1,094-339	2,790	45/377	3,167	482	260	29	64-707	28-18	35	268	7-1-11
1968	202	61	123	18	3,633-863	2,071-480	2,438	51/400	2,838	428	220	26	54-657	21-15	23	186	4-1-11
1969	203	52	141	10	3,707-826	1,050-313	2,657	55/452	3,109	458	235	24	58-680	23-11	28	223	3-1-11
1970	205	87	105	13	3,569-855	1,656-415	1,913	41/313	2,226	399	193	24	70-732	25-14	24	221	4-5-3
1971	200	59	125	16	3,468-817	1,144-353	2,324	43/336	2,660	421	209	26	61-647	40-25	25	222	2-1-9
1972	217	81	113	23	3,765-842	1,515-428	2,240	32/268	2,508	382	187	16	59-586	40-17	28	240	4-1-9
1973	208	83	106	19	3,466-827	1,471-435	1,995	40/306	2,301	352	187	18	52-516	44-23	23	203	2-2-8
1974	199	63	110	26	3,463-803	1,344-417	2,529	47/327	2,856	349	178	13	69-657	31-13	28	235	3-2-8
1975	234	100	113	21	3,739-888	1,699-474	2,040	41/288	2,328	373	162	25	63-639	43-19	33	268	3-3-3
1976	246	113	111	22	3,730-919	1,821-484	1,909	44/327	2,236	391	187	16	71-643	32-12	25	194	5-3-5
1977	205	88	94	23	3,213-880	1,651-457	1,562	53/429	1,991	370	154	21	78-731	22-10	26	212	1-1-2
1978	232	83	128	21	4,009-967	1,721-477	2,288	58/442	2,730	432	202	23	95-783	27-13	25	208	2-1-3
1979	259	105	135	19	4,586-978	2,115-500	2,471	43/362	2,883	435	207	13	70-704	20-10	38	313	4-4-3
1980	296	98	160	28	5,279-996	2,069-469	3,205	43/358	3,563	484	231	27	106-989	33-20	38	311	7-7-7
1981	287	107	160	18	5,419-1,021	2,049-468	3,370	42/347	3,717	511	236	37	104-837	43-16	34	277	13-8-13
1982	163	57	95	11	2,753-581	1,011-260	1,742	32/260	2,002	289	152	15	52-431	20-10	17	145	7-7-5
1983	286	82	181	23	5,427-1,025	1,499-410	3,928	57/437	4,365	558	299	27	100-873	31-21	42	360	10-2-13
1984	283	106	155	22	5,036-1,094	2,226-510	2,810	57/390	3,200	527	250	28	93-854	35-16	36	308	3-11-3
1985	312	98	193	21	5,608-1,076	1,853-465	3,755	62/459	4,214	549	279	33	108-990	24-15	40	333	11-6-13
1986	286	118	148	20	4,985-1,017	2,200-500	2,785	53/364	3,149	464	226	17	90-817	29-18	41	337	7-11-3
1987	294	85	175	34	5,061-1,012	1,617-459	3,444	51/337	3,781	502	269	23	100-857	29-20	42	348	9-4-13
1988	297	93	180	24	5,414-1,023	1,856-454	3,556	46/327	3,883	523	264	10	92-772	24-9	44	381	12-10-12
1989	321	116	183	22	5,556-1,060	1,991-543	3,565	29/183	3,748	488	301	7	102-723	22-10	44	393	9-10-8
1990	280	109	153	18	4,615-988	1,976-482	2,639	36/292	2,931	470	271	11	104-911	32-19	36	308	4-9-1

259

SIDELINES

HISTORY

PLAYOFF
RECORDS

DEFENSE
YEAR-BY-YEAR

2024 SEASON

PLAYERS

STAFF

SIDELINES		HISTORY				PLAYOFF RECORDS		DEFENSE YEAR-BY-YEAR				2024 SEASON			PLAYERS			STAFF	
YEAR	1ST DOWNS				NET OFFENSE	RUSHING		PASSING				PENALTIES		FUMBLES		NFC RANK		NFL RANK	
	TOTAL	RUSH	PASS	PEN	YDS-PLYS	YDS-ATT	NET	SACKS	GROSS	ATT	COMP	INT	NO-YDS	NO-LOST	TDs	POINTS	TOT-RU-PA	TOT-RU-PA	
1991	299	103	180	16	5,066-963	1,571-400	3,495	23/151	3,646	540	320	12	97-801	23-11	32	310	12-6-13	17-8-23	
1992	241	68	147	26	3,933-873	1,244-345	2,689	44/347	3,036	484	263	17	94-727	25-14	29	243	1-1-2	1-1-5	
1993	297	94	176	27	4,767-1,012	1,651-423	3,116	34/231	3,347	555	334	14	87-653	22-14	23	229	7-5-7T	10-11-10T	
1994	273	86	157	30	4,313-1,006	1,561-437	2,752	47/299	3,051	522	269	22	102-826	15-9	27	248	1-5-1	1-10-1	
1995	303	113	165	25	5,044-1,001	1,772-442	3,272	36/219	3,491	523	293	19	112-913	16-6	32	291	4-9-4	9-16-8	
1996	260	89	144	27	4,382-958	1,576-437	2,806	37/219	3,025	484	271	19	94-717	26-14	24	250	2-5-2	3-10-2	
1997	281	104	139	38	4,516-1,022	1,994-511	2,522	38/195	2,717	473	253	7	99-757	27-12	36	314	2-12-1	2-24-1	
1998	276	84	162	30	5,164-988	1,619-401	3,545	34/222	3,767	553	290	14	120-917	23-12	32	275	9-6-12	18-12-22	
1999	266	81	154	31	4,840-997	1,442-417	3,398	35/217	3,615	545	297	24	107-862	23-9	28	276	3-3-4	9-6-13	
2000	309	137	145	27	5,329-1,021	2,636-538	2,693	25/189	2,882	458	277	16	108-999	23-9	41	361	9-15-2	19-31-3	
2001	272	90	160	22	4,599-985	1,710-472	2,889	24/130	3,019	489	287	9	69-634	29-16	37	338	2-6-2	4-13-3	
2002	291	90	178	23	5,267-1,079	1,818-481	3,449	24/137	3,586	574	334	19	119-919	23-11	35	325	9-8-10	18-15-19	
2003	228	67	127	33	4,056-937	1,425-413	2,631	32/189	2,820	492	239	13	88-763	24-12	28	260	1-1-1	1-3-1	
2004	297	88	180	29	5,285-960	1,764-425	3,521	33/197	3,718	502	310	13	104-879	20-9	49	405	7-3-11	16-10-21	
2005	256	87	150	19	4,814-946	1,731-414	3,083	37/236	3,319	495	271	15	142-1,015	21-11	35	308	7-8-7	10-15-11	
2006	294	88	179	27	5,165-974	1,659-429	3,506	34/223	3,729	511	301	18	93-895	26-13	40	350	6-4-10	13-10-24	
2007	304	86	195	23	4,922-1,008	1,513-381	3,409	46/319	3,728	581	342	19	85-785	26-10	36	325	4-3-4	9-6-13	
2008	276	85	163	28	4,709-969	1,706-402	3,003	59/374	3,377	508	308	8	87-601	28-14	36	365	5-6-3	8-12-5	
2009	286	74	186	26	5,064-962	1,449-365	3,615	42/259	3,874	572	344	11	92-763	21-9	28	250	4-3-9	9-4-20	
2010	309	84	200	25	5,626-977	1,734-402	3,892	35/257	4,151	540	348	20	79-641	20-10	51	436	13-6-14	23-12-26	
2011	305	78	199	28	5,488-972	1,585-385	3,903	42/246	4,149	545	336	15	87-664	20-10	38	347	6-4-10	14-7-23	
2012	317	92	195	30	5,687-986	2,003-441	3,695	34/211	3,895	496	311	7	91-786	18-9	45	400	11-12-10	19-22-19	
2013	388	122	231	35	6,645-1,094	2,056-437	4,589	34/246	4,835	623	403	15	112-875	16/13	51	432	16-14-14	32-27-30	
2014	315	86	195	34	5,681-978	1,650-392	4,031	28/156	4,193	558	371	18	104-861	20/13	43	352	8-4-11	19-8-26	
2015	317	113	172	32	5,570-998	1,934-461	3,636	31/229	3,890	506	330	8	113-898	11/3	41	374	9-10T-3	17-22T-5	
2016	330	79	226	25	5,503-1,009	1,336-340	4,167	36/209	4,376	632	425	9	90-784	28/11	34	306	7-1-12	14-1-26	
2017	312	96	181	35	5,089-1,000	1,664-403	3,425	38/321	3,746	559	371	10	107-880	26/11	40	332	5-5-5	8-8-11	
2018	309	89	193	27	5,268-981	1,513-400	3,755	39/229	3,984	542	367	9	89-681	21/11	35	324	3-3-7	7-5-13	
2019	327	101	188	38	5,232-1,015	1,656-407	3,576	39/303	3,879	569	370	7	102-855	19/10	35	321	3-5-3	9-11-10	
2020	359	142	180	37	6,183-1,054	2,541-510	3,642	31/178	3,820	513	328	10	91-733	21/13	57	473	13-16-7	23-31-11	
2021	327	99	191	37	5,967-1,082	1,918-429	3,752	41/297	4,049	612	364	26	127-1,103	14/8	39	358	10-8-10	19-16-20	
2022	327	119	174	34	5,613-1,101	2,198-497	3,415	54/352	3,767	553	345	16	98-851	26/17	35	342	6-9-5	12-22-8	
2023	311	108	166	37	5,095-1,014	1,910-459	3,185	46/296	3,481	509	308	17	104-934	19/9	36	315	2-8-2	5-16-5	
2024	342	141	175	26	6,039-1,046	2,331-482	3,708	52/337	4,045	512	349	14	132-1,019	21/9	55	468	14-13-9	28-29-17	

Cowboys Leaders By Years

RUSHING (yards)

Year	Player	Att.	Yards	Avg.	Long	TD	NFL/NFC	
							Rank	Rank
1960	Dupre, L.G.	104	362	3.5	18	3		20
1961	* Perkins, Don	200	815	4.1	47	4		6
1962	Perkins, Don	222	945	4.3	35	7		5
1963	Perkins, Don	149	614	4.1	19t	7		10
1964	Perkins, Don	174	768	4.4	59	6		5
1965	Perkins, Don	177	690	3.9	43	0		7
1966	Reeves, Dan	175	757	4.3	67t	8		6
1967	Perkins, Don	201	823	4.1	30	6		6
1968	Perkins, Don	191	836	4.4	28t	4		6
1969	* Hill, Calvin	204	942	4.6	55	8		2
1970	* Thomas, Duane	151	803	5.3	47t	5		8/5
1971	Thomas, Duane	175	793	4.5	56t	11		11/7
1972	Hill, Calvin	245	1,036	4.2	26	6		7/3
1973	Hill, Calvin	273	1,142	4.2	21	6		3/2
1974	Hill, Calvin	185	844	4.6	27	7		8/3
1975	Newhouse, Robert	209	930	4.4	29	2		9/4
1976	Dennison, Doug	153	542	3.5	14	6		35/18
1977	* Dorsett, Tony	208	1,007	4.8	84t	12		9/4
1978	Dorsett, Tony	290	1,325	4.6	63t	7		3/2
1979	Dorsett, Tony	250	1,107	4.4	41	6		11/8
1980	Dorsett, Tony	278	1,185	4.3	56	11		6/6
1981	Dorsett, Tony	342	1,646	4.8	75t	4		2/2
1982	Dorsett, Tony	177	745	4.2	99t	5		2/1
1983	Dorsett, Tony	289	1,321	4.6	77	8		6/5
1984	Dorsett, Tony	302	1,189	3.9	31t	8		7/7
1985	Dorsett, Tony	305	1,307	4.3	60t	7		6/4
1986	Dorsett, Tony	184	748	4.1	33	5		19/11
1987	Walker, Herschel	209	891	4.3	60t	7		6/3
1988	Walker, Herschel	361	1,514	4.2	38	5		2/1
1989	Palmer, Paul	112	446	4.0	63t	2		39/18
1990	* Smith, Emmitt	241	937	3.9	48t	11		10/5
1991	Smith, Emmitt	365	1,563	4.3	75t	12		1/1
1992	Smith, Emmitt	373	1,713	4.6	68t	18		1/1
1993	Smith, Emmitt	283	1,486	5.3	62t	9		1/1
1994	Smith, Emmitt	368	1,484	4.0	46	21		3/2
1995	Smith, Emmitt	377	1,773	4.7	60t	25		1/1
1996	Smith, Emmitt	327	1,204	3.7	42	12		8/4
1997	Smith, Emmitt	261	1,074	4.1	44	4		12/5
1998	Smith, Emmitt	319	1,332	4.2	32	13		5/4
1999	Smith, Emmitt	329	1,397	4.2	63t	11		4/2
2000	Smith, Emmitt	294	1,203	4.1	52	9		13/4
2001	Smith, Emmitt	261	1,021	3.9	44	3		15/7
2002	Smith, Emmitt	254	975	3.8	30t	5		20/8
2003	Hambrick, Troy	275	972	3.5	42	5		19/8
2004	* Jones, Julius	197	819	4.2	53	7		28/14
2005	Jones, Julius	257	993	3.9	51	5		17/8
2006	Jones, Julius	267	1,084	4.1	77t	4		17/10
2007	Barber, Marion	204	975	4.8	54	10		18/8
2008	Barber, Marion	238	885	3.7	35	7		21/12
2009	Barber, Marion	214	932	4.4	35	7		17/7
2010	Jones, Felix	185	800	4.3	34	1		23/9
2011	* Murray, DeMarco	164	897	5.5	91t	2		22/9
2012	Murray, DeMarco	161	663	4.1	48	4		29/15
2013	Murray, DeMarco	217	1,121	5.2	43	9		10/8
2014	Murray, DeMarco	392	1,845	4.7	51	13		1/1
2015	McFadden, Darren	239	1,089	4.6	50	3		4/4
2016	* Elliott, Ezekiel	322	1,631	5.1	60t	15		1/1
2017	Elliott, Ezekiel	242	983	4.1	30	7		10/4
2018	Elliott, Ezekiel	304	1,434	4.7	41	6		1/1
2019	Elliott, Ezekiel	301	1,357	4.5	33t	12		4/2
2020	Elliott, Ezekiel	244	979	4.0	31	6		11/4
2021	Elliott, Ezekiel	237	1,002	4.2	47	10		7/3
2022	Pollard, Tony	193	1,007	5.2	57t	9		16/10
2023	Pollard, Tony	252	1,005	4.0	31	6		12/10
2024	Dowdle, Rico	235	1,079	4.6	27	2		12/10

PASSING (rating)

Year	Player	Att.	Comp.	Pct.	Yards	TD	Int.	Rating	NFL/NFC	
									Rank	Rank
1960	LeBaron, Eddie	225	111	49.3	1,736	12	25	53.4		8
1961	LeBaron, Eddie	236	120	50.8	1,741	14	16	66.5		9
1962	LeBaron, Eddie	166	95	57.2	1,436	16	9	95.3		3
1963	Meredith, Don	310	167	53.9	2,381	17	18	73.2		10
1964	Meredith, Don	323	158	48.9	2,143	9	16	67.3		15
1965	Meredith, Don	305	141	46.2	2,415	22	13	79.7		8
1966	Meredith, Don	344	177	51.5	2,805	24	12	87.7		4

STAFF

PLAYERS

2024 SEASON

LEADERS
BY YEARSPLAYOFF
RECORDS

HISTORY

SIDELINES

PASSING, cont.

Year	Player	Att.	Comp.	Pct.	Yards	TD	Int.	Rating	NFL/NFC
									Rank
1967	Meredith, Don.....	255	128	50.2	1,834	16	16	68.6	8
1968	Meredith, Don.....	309	171	55.3	2,500	21	12	88.3	2
1969	Morton, Craig.....	302	162	53.6	2,619	21	15	85.4	5
1970	Morton, Craig.....	207	102	49.3	1,819	15	7	89.7	5/4
1971	Staubach, Roger.....	211	126	59.7	1,882	15	4	104.8	1/1
1972	Morton, Craig.....	339	185	54.6	2,396	15	21	65.9	15/7
1973	Staubach, Roger.....	286	179	62.6	2,428	23	15	94.6	1/1
1974	Staubach, Roger.....	360	190	52.8	2,552	11	15	68.5	14/7
1975	Staubach, Roger.....	348	198	56.9	2,666	17	16	78.6	8/2
1976	Staubach, Roger.....	369	208	56.4	2,715	14	11	79.9	8/5
1977	Staubach, Roger.....	361	210	58.2	2,620	18	9	87.1	2/1
1978	Staubach, Roger.....	413	231	55.9	3,190	25	16	84.9	1/1
1979	Staubach, Roger.....	461	267	57.9	3,586	27	11	92.4	1/1
1980	White, Danny.....	436	260	59.6	3,287	28	25	80.8	9/7
1981	White, Danny.....	391	223	57.0	3,098	22	13	87.5	5/2
1982	White, Danny.....	247	156	63.2	2,079	16	12	91.1	4/2
1983	White, Danny.....	533	334	62.7	3,980	29	23	85.6	9/6
1984	White, Danny.....	233	126	54.1	1,580	11	11	71.5	22/11
1985	White, Danny.....	450	267	59.3	3,157	21	17	80.6	9/4
1986	Pelluer, Steve.....	378	215	56.9	2,727	8	17	67.9	20/9
1987	White, Danny.....	362	215	59.4	2,617	12	17	73.2	19/9
1988	Pelluer, Steve.....	435	245	56.3	3,139	17	19	73.9	16/9
1989	* Aikman, Troy.....	293	155	52.9	1,749	9	18	55.7	27/14
1990	Aikman, Troy.....	399	226	56.6	2,579	11	18	66.6	27/14
1991	Aikman, Troy.....	363	237	65.3	2,754	11	10	86.7	6/4
1992	Aikman, Troy.....	473	302	63.8	3,445	23	14	89.5	3/3
1993	Aikman, Troy.....	392	271	69.1	3,100	15	6	99.0	2/2
1994	Aikman, Troy.....	361	233	64.5	2,676	13	12	84.9	6/4
1995	Aikman, Troy.....	432	280	64.8	3,304	16	7	93.6	3/2
1996	Aikman, Troy.....	465	296	63.7	3,126	12	13	80.1	12/5
1997	Aikman, Troy.....	518	292	56.4	3,283	19	12	78.0	17/8
1998	Aikman, Troy.....	315	187	59.4	2,330	12	5	88.5	8/4
1999	Aikman, Troy.....	442	263	59.5	2,964	17	12	81.1	14/8
2000	Aikman, Troy.....	262	156	59.5	1,632	7	14	64.3	32/16
2001	* Carter, Quincy.....	176	90	51.1	1,072	5	7	63.0	DNQ
2002	* Hutchinson, Chad.....	250	127	50.8	1,555	7	8	66.3	29/14
2003	Carter, Quincy.....	505	292	57.8	3,302	17	21	71.4	24/11
2004	Testaverde, Vinny.....	495	297	60.0	3,532	17	20	76.4	26/13
2005	Bledsoe, Drew.....	499	300	60.1	3,639	23	17	83.7	17/8
2006	Romo, Tony.....	337	220	65.3	2,903	19	13	95.1	5/3
2007	Romo, Tony.....	520	335	64.4	4,211	36	19	97.4	5/1
2008	Romo, Tony.....	450	276	61.3	3,448	26	14	91.4	8/4
2009	Romo, Tony.....	550	347	63.1	4,483	26	9	97.6	8/4
2010	Kitna, Jon.....	318	209	65.7	2,365	16	12	88.9	14/6
2011	Romo, Tony.....	522	346	66.3	4,184	31	10	102.5	4/2
2012	Romo, Tony.....	648	425	65.6	4,903	28	19	90.5	10/6
2013	Romo, Tony.....	535	342	63.9	3,828	31	10	96.7	8/6
2014	Romo, Tony.....	435	304	69.9	3,705	34	9	113.2	1/1
2015	Weeden, Brandon.....	98	71	72.4	738	2	2	92.1	DNQ
2016	* Prescott, Dak.....	459	311	67.8	3,667	23	4	104.9	3/2
2017	Prescott, Dak.....	490	308	62.9	3,324	22	13	86.6	17/11
2018	Prescott, Dak.....	526	356	67.7	3,885	22	8	96.9	14/9
2019	Prescott, Dak.....	596	388	65.1	4,902	30	11	99.7	10/6
2020	Dalton, Andy.....	333	216	64.9	2,170	14	8	87.3	25/12
2021	Prescott, Dak.....	596	410	68.8	4,449	37	10	104.2	3/2
2022	Prescott, Dak.....	394	261	66.2	2,860	23	15	91.1	15/8
2023	Prescott, Dak.....	590	410	69.5	4,516	36	9	105.9	2/2
2024	Prescott, Dak.....	286	185	64.7	1,978	11	8	86.0	27/14

RECEIVING (receptions)

Year	Player	No.	Yards	Avg.	Long	TD	NFL/NFC
							Rank
1960	Doran, Jim.....	31	554	17.9	75t	3	21
1961	Howton, Billy.....	56	785	14.0	53	4	6
1962	Howton, Billy.....	49	706	14.4	69t	6	15
1963	Clarke, Frank.....	43	833	19.4	75t	10	3
1964	Clarke, Frank.....	65	973	15.0	49	5	3
1965	* Hayes, Bob.....	46	1,003	21.8	82t	12	13
1966	Hayes, Bob.....	64	1,232	19.3	95t	13	4
1967	Rentzel, Lance.....	58	996	17.2	74t	8	6
1968	Rentzel, Lance.....	54	1,009	18.7	65t	6	3
1969	Rentzel, Lance.....	43	960	22.3	75t	12	20
1970	Hayes, Bob.....	34	889	26.1	89t	10	45/26
1971	Garrison, Walt.....	40	396	9.9	36	1	23/10
1972	Hill, Calvin.....	43	364	8.5	33t	3	18/9
1973	Hill, Calvin.....	32	290	9.1	29	0	36/21
1974	Pearson, Drew.....	62	1,087	17.9	50t	2	3/2
1975	Pearson, Drew.....	46	822	17.9	46t	8	16/9
1976	Pearson, Drew.....	58	806	13.9	54	6	4/1
1977	Pearson, Drew.....	48	870	18.1	67	2	9/3

Year	Player	No.	Yards	Avg.	Long	TD	NFL/NFC Rank
1978	Pearson, Preston	47	526	11.2	34	0	26/15
1979	Hill, Tony	60	1,062	17.7	75t	10	12/6
1980	Hill, Tony	60	1,055	17.6	58t	8	16/9
1981	Hill, Tony	46	953	20.7	63t	4	47/26
	Springs, Ron	46	359	7.8	32t	2	
1982	Hill, Tony	35	526	15.0	47	1	22/8
1983	Springs, Ron	73	589	8.1	80t	1	9/4
1984	Cosbie, Doug	60	789	13.2	36	4	28/12
1985	Hill, Tony	74	1,113	15.0	53t	7	9/3
1986	Walker, Herschel	76	837	11.0	84t	2	9/4
1987	Walker, Herschel	60	715	11.9	44	1	5/4
1988	Alexander, Ray	54	788	14.6	50t	6	34/21
1989	Martin, Kelvin	46	644	14.0	46	2	53/26
1990	Martin, Kelvin	64	732	11.4	45	0	17/9
1991	Irvin, Michael	93	1,523	16.4	66t	8	2/1
1992	Irvin, Michael	78	1,396	17.9	87t	7	7/4
1993	Irvin, Michael	88	1,330	15.1	61t	7	3/3
1994	Irvin, Michael	79	1,241	15.7	65t	6	13/8
1995	Irvin, Michael	111	1,603	14.4	50	10	5/5
1996	Irvin, Michael	64	962	15.0	61	2	27/15
1997	Irvin, Michael	75	1,180	15.7	55	9	12/7
1998	Irvin, Michael	74	1,057	14.3	51	1	14/6
1999	Ismail, Raghib	80	1,097	13.7	76t	6	12/8
2000	McKnight, James	52	926	17.8	48	2	61/31
2001	Ismail, Raghib	53	834	15.7	80t	2	54/24
2002	Galloway, Joey	61	908	14.9	80t	6	39/18
2003	Anderson, Richie	69	493	7.1	37	4	21/10
2004	Witten, Jason	87	980	11.3	42t	6	11/7
2005	Johnson, Keyshawn	71	839	11.8	34	6	23/9
2006	Owens, Terrell	85	1,180	13.9	56t	13	13/6
2007	Witten, Jason	96	1,145	11.9	53	7	10/3
2008	Witten, Jason	81	952	11.8	42	4	14/6
2009	Witten, Jason	94	1,030	11.0	69	2	9/3
2010	Witten, Jason	94	1,002	10.7	33	9	3/2
2011	Witten, Jason	79	942	11.9	64	5	15t/11t
2012	Witten, Jason	110	1,039	9.4	36	3	5/3
2013	Bryant, Dez.	93	1,233	13.3	79	13	7/3
2014	Bryant, Dez.	88	1,320	15.0	68	16	12/8
2015	Witten, Jason	77	713	9.3	35	3	25t/12t
2016	Beasley, Cole	75	833	11.1	47	5	28t/16t
2017	Bryant, Dez.	69	838	12.1	50t	6	24t/12
2018	Elliott, Ezekiel	77	567	7.4	38t	3	22t/14t
2019	Cooper, Amari	79	1,189	15.1	53t	8	8/5
2020	Cooper, Amari	92	1,114	12.1	69	5	14/9
2021	Lamb, CeeDee	79	1,102	13.9	49t	6	22/8
2022	Lamb, CeeDee	107	1,359	12.7	39	9	5/2
2023	Lamb, CeeDee	135	1,749	13.0	92t	12	1/1
2024	Lamb, CeeDee	101	1,194	11.8	65t	6	7t/5

PUNTING (net)

Year	Player	No.	Yards	Avg.	TB	IN20	Long	Had Bk	NET	NFL/NFC Rank
1960	Sherer, Dave	57	2,420	42.5	4	15	67	0	39.5	7
1961	* Green, Allen	60	2,236	37.3	3	6	53	1	32.5	14
1962	Baker, Sam	57	2,589	45.4	4	13	72	0	40.7	3
1963	Baker, Sam	71	3,138	44.2	4	13	64	0	40.6	7
1964	* Lothridge, Billy	62	2,501	40.3	5	17	75	0	38.1	15
1965	Villanueva, Danny	60	2,505	41.8	8	11	58	0	37.9	10
1966	Villanueva, Danny	64	2,551	39.9	3	14	58	1	36.7	13
1967	Villanueva, Danny	67	2,707	40.4	4	9	57	0	35.2	9
1968	Widby, Ron	59	2,415	40.9	7	17	84	0	36.4	5
1969	Widby, Ron	63	2,729	43.3	4	9	62	0	37.2	2
1970	Widby, Ron	68	2,847	41.9	6	10	59	1	35.4	10/2
1971	Widby, Ron	55	2,329	42.3	6	8	59	1	35.3	8/3
1972	* Bateman, Marv	51	1,949	38.2	3	4	61	0	36.2	24/13
1973	Bateman, Marv	53	2,290	43.2	5	14	62	2	37.1	11/7
1974	* Carrell, Duane	40	1,591	39.8	5	15	69	0	31.4	11/5
1975	* Hoopes, Mitch	67	2,676	39.9	8	15	55	1	33.2	16/9
1976	White, Danny	70	2,690	38.4	12	13	54	2	30.5	20/9
1977	White, Danny	80	3,171	39.6	10	25	57	1	33.2	12/8
1978	White, Danny	76	3,076	40.5	11	16	56	1	33.1	8/5
1979	White, Danny	76	3,168	41.7	9	21	73	0	36.0	4/2
1980	White, Danny	71	2,903	40.9	11	17	58	0	34.9	10/5
1981	White, Danny	81	3,284	40.8	7	19	60	0	36.0	14/8
1982	White, Danny	37	1,542	41.7	2	6	56	0	37.4	8/5
1983	White, Danny	38	1,543	40.6	3	6	50	1	32.9	DNQ
1984	White, Danny	82	3,151	38.4	8	21	54	0	34.6	28/14
1985	Saxon, Mike	81	3,396	41.9	10	20	57	1	35.5	13/8
1986	Saxon, Mike	86	3,498	40.7	10	28	58	1	34.5	15/9
1987	Saxon, Mike	68	2,685	39.5	5	20	63	0	34.2	20/10
1988	Saxon, Mike	80	3,271	40.9	15	24	55	0	34.2	10/4

STAFF

PLAYERS

2024 SEASON

LEADERS
BY YEARSPLAYOFF
RECORDS

HISTORY

SIDELINES

PUNTING, cont.

Year	Player	No.	Yards	Avg.	TB	IN20	Long	Had Blk	NET	NFL/NFC Rank
1989	Saxon, Mike.....	79	3,233	40.9	6	19	56	2	34.3	10/6
1990	Saxon, Mike.....	79	3,413	43.2	8	20	62	0	35.6	4/2
1991	Saxon, Mike.....	57	2,426	42.6	5	16	64	0	36.8	11/6
1992	Saxon, Mike.....	61	2,620	43.0	9	19	58	0	33.5	9/5
1993	* Jett, John.....	56	2,342	41.8	3	22	59	0	37.7	21/10
1994	Jett, John.....	70	2,935	41.9	4	26	58	0	35.4	14/6
1995	Jett, John.....	53	2,166	40.9	6	17	58	0	34.5	24/12
1996	Jett, John.....	74	3,150	42.6	9	22	60	0	36.8	18/8
1997	* Gowin, Toby.....	86	3,592	41.8	9	26	72	0	35.4	27/13
1998	Gowin, Toby.....	77	3,342	43.4	14	31	65	1	36.6	17/7
1999	Gowin, Toby.....	81	3,500	43.2	10	24	64	0	35.1	7/2
2000	* Knorr, Micah.....	58	2,485	42.8	8	12	60	0	35.8	11/4
2001	Knorr, Micah.....	78	3,135	40.2	6	25	57	3	31.1	27/15
2002	Knorr, Micah.....	47	1,928	41.0	4	11	56	0	35.1	21/12
2003	Gowin, Toby.....	94	3,665	39.0	8	25	59	0	34.9	28/15
2004	McBriar, Mat.....	75	3,182	42.4	7	22	68	0	35.1	14/7
2005	McBriar, Mat.....	81	3,439	42.5	9	28	63	0	37.1	20/8
2006	McBriar, Mat.....	56	2,697	48.2	10	22	75	0	38.6	4/1
2007	McBriar, Mat.....	63	2,970	47.1	7	17	64	0	38.5	4/3
2008	Paulescu, Sam.....	53	2,213	41.8	5	14	70	0	35.2	26/11
2009	McBriar, Mat.....	72	3,249	45.1	3	38	63	0	39.9	10/5
2010	McBriar, Mat.....	65	3,115	47.9	8	22	65	1	41.7	1/1
2011	McBriar, Mat.....	58	2,542	43.8	7	21	68	1	36.1	29/14
2012	Moorman, Brian.....	56	2,497	44.6	3	22	64	0	38.9	21/10t
2013	Jones, Chris.....	77	3,467	45.0	6	30	62	0	39.1	20/11
2014	Jones, Chris.....	57	2,586	45.4	2	21	64	1	39.8	14/6
2015	Jones, Chris.....	69	3,117	45.2	1	27	61	0	42.5	3/2
2016	Jones, Chris.....	58	2,661	45.9	4	25	66	1	40.5	13/8
2017	Jones, Chris.....	66	2,908	44.1	5	34	62	0	41.4	8/5
2018	Jones, Chris.....	60	3,670	44.5	2	17	63	0	39.6	18/12
2019	Jones, Chris.....	50	2,079	41.6	2	18	58	1	37.0	31/15
2020	* Niswander, Hunter.....	26	1,228	47.2	2	10	58	0	42.0	DNQ
2021	Anger, Bryan.....	65	3,143	48.4	4	24	63	0	44.6	1/1
2022	Anger, Bryan.....	68	3,291	48.4	6	27	83	0	42.8	8/4
2023	Anger, Bryan.....	44	2,262	51.4	2	17	63	0	44.9	2/1
2024	Anger, Bryan.....	62	3,005	48.5	3	24	62	0	42.0	11/5

SCORING

Year	Player	TD	PAT	TWO PT.	FG	Tot.	NFL/NFC Rank
1960	Cone, Fred.....	0	21	-	6	39	27
1961	Clarke, Frank.....	9	0	-	0	54	22
1962	Baker, Sam.....	0	50	-	14	92	6
1963	Baker, Sam.....	0	38	-	9	65	14
1964	* Van Raaphorst, Dick.....	0	28	-	14	70	13
1965	Villaneuva, Danny.....	0	37	-	16	85	10
1966	Villaneuva, Danny.....	0	56	-	17	107	2
1967	Hayes, Bob.....	11	0	-	0	66	16
	Reeves, Dan.....	11	0	-	0	66	0
1968	Clark, Mike.....	0	54	-	17	105	2
1969	Clark, Mike.....	0	43	-	20	103	2
1970	Clark, Mike.....	0	35	-	18	89	12/8
1971	Clark, Mike.....	0	47	-	13	86	13/7
1972	Fritsch, Toni.....	0	36	-	21	99	7/3
1973	Fritsch, Toni.....	0	43	-	18	97	11/7
1974	* Herrera, Efren.....	0	33	-	8	57	26/9
1975	Fritsch, Toni.....	0	38	-	22	104	3/2
1976	Herrera, Efren.....	0	34	-	18	88	6/4
1977	Herrera, Efren.....	0	39	-	18	93	3/2
1978	Septien, Rafael.....	0	46	-	16	94	5/2
1979	Septien, Rafael.....	0	40	-	19	97	8/3
1980	Septien, Rafael.....	0	59	-	11	92	13/6
1981	Septien, Rafael.....	0	40	-	27	121	1/1
1982	Septien, Rafael.....	0	28	-	10	58	11/5
1983	Septien, Rafael.....	0	57	-	22	123	5/5
1984	Septien, Rafael.....	0	33	-	23	102	13/6
1985	Septien, Rafael.....	0	42	-	19	99	17/8
1986	Septien, Rafael.....	0	43	-	15	88	20/9
1987	Ruzek, Roger.....	0	26	-	22	92	5/3
1988	Ruzek, Roger.....	0	27	-	12	63	36/17
1989	Ruzek, Roger.....	0	14	-	5	29	DNQ
1990	* Willis, Ken.....	0	26	-	18	80	25/13
1991	Willis, Ken.....	0	37	-	27	118	3/2
1992	* Elliott, Lin.....	0	47	-	24	119	4/3
1993	Murray, Eddie.....	0	38	-	28	122	6/3
1994	Smith, Emmitt.....	22	0	-	0	132	2/1
1995	Smith, Emmitt.....	25	0	0	0	150	1/1
1996	Boniol, Chris.....	0	24	0	32	120	6/4
1997	Cunningham, Richie.....	0	24	0	34	126	2/1

Year	Player	TD	PAT	TWO PT.	FG	Tot.	NFL/NFC Rank
1998	Cunningham, Richie.....	0	40	0	29	127	5/3
1999	Smith, Emmitt.....	13	0	0	0	78	31/15
2000	* Seder, Tim	1	27	0	25	108	14/7
2001	Seder, Tim	1	12	0	11	51	53/23
2002	* Cundiff, Billy.....	0	25	0	12	61	43/20
2003	Cundiff, Billy.....	0	30	0	23	99	23/12
2004	Cundiff, Billy.....	0	31	0	20	91	26/12
2005	Cortez, Jose	0	13	0	12	49	58/28
2006	Barber, Marion	16	0	0	0	96	31/17
2007	* Folk, Nick	0	53	0	26	131	4/2
2008	Folk, Nick	0	42	0	20	102	4/2
2009	Folk, Nick	0	36	0	18	90	23/9
2010	Buehler, David.....	0	42	0	24	114	10/4
2011	* Bailey, Dan.....	0	39	0	32	135	5/4
2012	Bailey, Dan.....	0	37	0	29	124	10/6
2013	Bailey, Dan.....	0	47	0	28	131	9/4
2014	Bailey, Dan.....	0	56	0	25	131	8/4
2015	Bailey, Dan.....	0	25	0	30	115	12/7
2016	Bailey, Dan.....	0	46	0	27	127	8/6
2017	Bailey, Dan.....	0	26	0	15	71	33/17
2018	Maher, Brett	0	32	0	29	119	11/6
2019	Maher, Brett	0	36	0	20	96	24/14
2020	Zuerlein, Greg.....	0	33	0	34	135	7/3
2021	Zuerlein, Greg.....	0	42	0	29	129	13/6
2022	Maher, Brett	0	50	0	29	137	2/2
2023	Aubrey, Brandon.....	0	49	0	36	157	1/1
2024	Aubrey, Brandon.....	0	30	0	40	150	2/1

FIELD GOALS (made)

Year	Player	Att.	Made	Pct.	Long	NFL/NFC Rank
1960	Cone, Fred	13	6	.462	45	12
1961	Bielski, Dick	9	6	.667	42	13
1962	Baker, Sam.....	27	14	.519	53	3
1963	Baker, Sam.....	20	9	.450	53	12
1964	* Van Raaphorst, Dick.....	29	14	.483	43	8
1965	Villaneuva, Danny.....	27	16	.593	41	7
1966	Villaneuva, Danny.....	31	17	.548	37	8
1967	Villaneuva, Danny.....	23	9	.391	34	14
1968	Clark, Mike	29	17	.586	50	7
1969	Clark, Mike	36	20	.555	47	5
1970	Clark, Mike	27	18	.667	43	7/9
1971	Clark, Mike	25	13	.520	48	19/4
1972	Fritsch, Toni	36	21	.583	54	18/8
1973	Fritsch, Toni	28	18	.643	37	12/4
1974	* Herrera, Efen	13	6	.615	39	11/5
1975	Fritsch, Toni	35	22	.629	43	14/8
1976	Herrera, Efen	23	18	.783	46	1/1
1977	Herrera, Efen	29	18	.621	52	12/1
1978	Septien, Rafael	26	16	.615	48	17/9
1979	Septien, Rafael	29	19	.655	51	9/4
1980	Septien, Rafael	17	11	.647	52	13/7
1981	Septien, Rafael	35	27	.771	47	4/3
1982	Septien, Rafael	14	10	.714	53	13/6
1983	Septien, Rafael	27	22	.815	47	7/3
1984	Septien, Rafael	29	23	.793	52	4/3
1985	Septien, Rafael	28	19	.679	53	18/9
1986	Septien, Rafael	21	15	.714	50	11/5
1987	Ruzek, Roger.....	25	22	.880	49	2/1
1988	Ruzek, Roger.....	22	12	.546	50	25/14
1989	Zendejas, Luis	9	5	.556	47	DNQ
1990	* Willis, Ken	25	18	.720	49	17/8
1991	Willis, Ken	39	27	.692	54	21/11
1992	* Elliott, Lin	35	24	.686	53	18/10
1993	Murray, Eddie.....	33	28	.848	52	5/3
1994	* Boniol, Chris	29	22	.759	47	18/6
1995	Boniol, Chris	28	27	.964	45	1/1
1996	Boniol, Chris	36	32	.889	52	1/2
1997	Cunningham, Richie.....	37	34	.919	53	2/1
1998	Cunningham, Richie.....	35	29	.829	54	11/5
1999	Cunningham, Richie.....	22	12	.545	47	30/15
2000	* Seder, Tim	33	25	.758	48	20/11
2001	Hilbert, Jon	15	11	.733	43	31/15
	Seder, Tim	17	11	.647	46	
2002	* Cundiff, Billy.....	19	12	.632	48	30/15
2003	Cundiff, Billy.....	29	23	.793	52	16/6
2004	Cundiff, Billy.....	26	20	.769	49	25/12
2005	Cortez, Jose	16	12	.750	45	31/15
2006	Vanderjagt, Mike.....	18	13	.722	50	31/15
2007	* Folk, Nick	31	26	.839	53	20/9

STAFF

PLAYERS

2024 SEASON

LEADERS
BY YEARSPLAYOFF
RECORDS

HISTORY

SIDELINES

FIELD GOALS, cont.

Year	Player	Att.	Made	Pct.	Long	NFL/NFC Rank
2008	Folk, Nick	22	20	.909	52	26t/14t
2009	Folk, Nick	28	18	.643	51	23t/11
2010	Buehler, David	32	24	.750	53	13t/7t
2011	* Bailey, Dan	37	32	.865	51	3t/2
2012	Bailey, Dan	31	29	.935	51	8t/5t
2013	Bailey, Dan	30	28	.933	53	12/5
2014	Bailey, Dan	29	25	.862	56	17t/8t
2015	Bailey, Dan	32	30	.938	54	5t/3t
2016	Bailey, Dan	32	27	.844	56	13t/8
2017	Bailey, Dan	20	15	.750	56	27t/13t
2018	Maher, Brett	36	29	.806	62	7/4
2019	Maher, Brett	30	20	.667	63	24t/15
2020	Zuerlein, Greg	41	34	.829	59	3/2
2021	Zuerlein, Greg	29	35	.829	56	11t/6t
2022	Maher, Brett	29	32	.906	60	11t/5t
2023	Aubrey, Brandon	38	36	.947	60	1/1
2024	Aubrey, Brandon	47	40	.851	65	2/1

KICKOFF RETURNS (avg.)

Year	Player	No.	Yards	Avg.	Long	TD	NFL/NFC Rank
1960	Franckhauser, Tom	25	509	19.8	46	0	19
1961	* Marsh, Amos	26	667	25.7	79	0	13
1962	Marsh, Amos	29	725	25.0	101t	1	10
1963	* Stiger, Jim	18	432	24.0	66	0	12
1964	* Renfro, Mel	40	1,017	25.4	65	0	7
1965	Renfro, Mel	21	630	30.0	100t	1	4
1966	Renfro, Mel	19	487	25.6	87t	1	9
1967	Garrison, Walt	20	366	18.3	36	0	23
1968	Baynham, Craig	23	590	25.7	40	0	7
1969	* Flowers, Richmond	11	283	25.7	30	0	29
1970	* Thomas, Duane	19	416	21.9	33	0	23t/10
1971	Harris, Cliff	29	823	28.4	77	0	4/4
1972	Harris, Cliff	26	615	23.7	44	0	23t/11
1973	Montgomery, Mike	6	175	29.2	63	0	DNQ
1974	* Morgan, Dennis	35	823	23.5	43	0	21t/11
1975	Pearson, Preston	16	391	24.4	42	0	13/7
1976	* Johnson, Butch	28	693	24.8	74	0	11/5
1977	Johnson, Butch	22	536	24.4	64	0	9/5
1978	Johnson, Butch	29	603	20.8	56	0	27t/12
1979	* Springs, Ron	38	780	20.5	70	0	25t/12
1980	* Jones, James	32	720	22.5	41	0	11/6
1981	Jones, James	27	517	19.1	33	0	36t/17
1982	Fellows, Ron	16	359	22.4	35	0	16/9
1983	Fellows, Ron	43	855	19.9	53	0	26t/12
1984	Allen, Gary	33	666	20.2	34	0	24t/11
1985	* Lavette, Robert	34	682	20.1	34	0	27t/13
1986	Lavette, Robert	36	699	19.4	37	0	27t/12
1987	Clack, Darryl	29	635	21.9	48	0	9/7
1988	Burbage, Cornell	20	448	22.4	53	0	9/2
1989	* Dixon, James	47	1,181	25.1	97t	1	5/2
1990	Dixon, James	36	736	20.4	47	0	13/7
1991	Wright, Alexander	21	514	24.5	102t	1	3/2
1992	Martin, Kelvin	24	503	21.0	59	0	13t/10
1993	* Williams, Kevin	31	689	22.2	49	0	8/6
1994	Williams, Kevin	43	1,148	26.7	87t	1	4/3
1995	Williams, Kevin	49	1,108	22.6	43	0	16/6
1996	Walker, Herschel	27	779	28.9	89	0	2/2
1997	Walker, Herschel	50	1,167	23.3	49	0	16t/10
1998	Mathis, Kevin	25	621	24.8	42	0	13/6
1999	Tucker, Jason	22	613	27.9	79	0	2/2
2000	Tucker, Jason	51	1,099	21.5	90	0	27t/13
2001	Swinton, Reggie	56	1,327	23.7	77	0	9/7
2002	Swinton, Reggie	28	697	24.9	100t	1	10/6
2003	* Smith, Zurie	23	495	21.5	54	0	26t/14
2004	Lee, ReShard	41	964	23.5	62	0	13/7
2005	* Thompson, Tyson	57	1,399	24.5	49	0	9/4
2006	* Austin, Miles	29	753	26.0	37	0	9/3
2007	Austin, Miles	24	612	25.5	60	0	9/4
2008	Austin, Miles	29	624	21.5	36	0	33t/18
2009	Jones, Felix	30	678	22.6	41	0	26t/13
2010	* Owusu-Ansah, Akwasi	25	543	21.7	41	0	30t/14
2011	* Harris, Dwayne	8	231	28.9	51	0	DNQ
2012	* Dunbar, Lance	12	261	21.8	44	0	DNQ
2013	Harris, Dwayne	28	857	30.6	90	0	2/2
2014	Harris, Dwayne	30	742	24.7	42	0	12/7
2015	* Whitehead, Lucky	16	452	28.3	79	0	DNQ
2016	Whitehead, Lucky	17	394	23.2	33	0	DNQ
2017	* Switzer, Ryan	24	600	25.0	61	0	3/3

Year	Player	No.	Yards	Avg.	Long	TD	NFL/NFC	
							Rank	Rank
2018	Thompson, Deonte.....	6	147	24.5	35	0	0	DNQ
2019	Pollard, Tony.....	14	245	17.5	30	0	0	DNQ
2020	Pollard, Tony.....	32	766	23.9	67	0	0	8/3
2021	Pollard, Tony.....	17	489	28.8	100t	1	0	DNQ
2022	Turpin, KaVontae.....	21	508	24.2	63	0	0	DNQ
2023	Turpin, KaVontae.....	10	292	29.2	63	0	0	DNQ
2024	Turpin, KaVontae.....	27	904	33.5	99t	1	0	1/1

PUNT RETURNS (avg.)

Year	Player	No.	Yards	Avg.	Long	TD	NFL/NFC	
							Rank	Rank
1960	Butler, Bill.....	13	131	10.1	46	0	0	2
1961	* Marsh, Amos.....	14	71	5.1	19	0	0	14
1962	Lockett, J.W.....	8	45	5.6	17	0	0	14
1963	* Stiger, Jim.....	14	141	10.1	45	0	0	6
1964	* Renfro, Mel.....	32	418	13.1	69t	1	0	3
1965	Renfro, Mel.....	24	145	6.0	35	0	0	9
1966	Hayes, Bob.....	17	106	6.2	18	0	0	7
1967	Hayes, Bob.....	24	276	11.5	69t	1	0	2
1968	Hayes, Bob.....	15	312	20.8	90t	2	0	1
1969	Hayes, Bob.....	18	179	9.9	50	0	0	3
1970	Hayes, Bob.....	15	116	7.7	34	0	0	20/7
1971	Harris, Cliff.....	17	129	7.6	35	0	0	11/4
1972	Harris, Cliff.....	19	78	4.1	21	0	0	21/11
1973	* Richards, Golden.....	21	139	6.6	46	0	0	23/10
1974	* Morgan, Dennis.....	19	287	15.1	98t	1	0	3/2
1975	Richards, Golden.....	28	288	10.3	43t	1	0	12/5
1976	* Johnson, Butch.....	45	489	10.9	55	0	0	8/4
1977	Johnson, Butch.....	50	423	8.5	38	0	0	20/7
1978	Johnson, Butch.....	51	401	7.9	23	0	0	18/9
1979	* Wilson, Steve.....	35	236	6.8	13	0	0	20/7
1980	* Jones, James.....	54	548	10.1	52	0	0	5/4
1981	Jones, James.....	33	188	5.7	17	0	0	28/14
1982	Fellows, Ron.....	25	189	7.6	17	0	0	18/8
1983	Hill, Rod.....	30	232	7.7	37	0	0	20/10
1984	Allen, Gary.....	54	446	8.3	18	0	0	16/8
1985	Bates, Bill.....	22	152	6.9	21	0	0	20/8
1986	Banks, Gordon.....	27	160	5.9	20	0	0	22/11
1987	* Martin, Kelvin.....	22	216	9.8	38	0	0	12/7
1988	Martin, Kelvin.....	44	360	8.2	21	0	0	17/7
1989	Shepard, Derrick.....	24	160	6.7	17	0	0	-
1990	Shepard, Derrick.....	20	121	6.1	13	0	0	20/13
1992	Martin, Kelvin.....	42	532	12.7	79t	2	0	2/2
1991	Martin, Kelvin.....	21	244	11.6	85t	1	0	3/3
1993	* Williams, Kevin.....	36	381	10.6	64t	2	0	8/3
1994	Williams, Kevin.....	39	349	8.9	83t	1	0	13/6
1995	Williams, Kevin.....	18	166	9.2	30	0	0	DNQ
1996	Martin, Kelvin.....	41	373	9.1	22	0	0	16/7
1997	Sanders, Deion.....	33	407	12.3	83t	1	0	5/3
1998	Sanders, Deion.....	24	375	15.6	69t	2	0	1/1
1999	Sanders, Deion.....	30	344	11.5	76	1	0	7/4
2000	McGarity, Wane.....	30	353	11.8	64t	2	0	8/3
2001	Swinton, Reggie.....	31	414	13.4	65t	1	0	3/2
2002	Galloway, Joey.....	15	181	12.1	71	0	0	DNQ
2003	Galloway, Joey.....	20	178	8.9	36	0	0	20/8
2004	* Frazier, Lance.....	24	229	9.5	55	0	0	11/5
2005	Crayton, Patrick.....	23	166	7.2	25	0	0	19/10
2006	Newman, Terence.....	20	202	10.1	56t	1	0	12/5
2007	Crayton, Patrick.....	22	201	9.1	49	0	0	14/5
2008	Jones, Adam.....	21	95	4.5	18	0	0	26/3
2009	Crayton, Patrick.....	36	437	12.1	82t	2	0	3/2
2010	* Bryant, Dez.....	15	215	14.3	93t	2	0	DNQ
2011	Bryant, Dez.....	15	103	6.9	20	0	0	DNQ
2012	Harris, Dwayne.....	22	354	16.1	78t	1	0	2/1
2013	Harris, Dwayne.....	20	256	12.8	86t	1	0	2/2
2014	Harris, Dwayne.....	30	275	9.2	38	0	0	9t/6
2015	* Whitehead, Lucky.....	19	110	5.8	28	0	0	DNQ
2016	Whitehead, Lucky.....	25	195	7.8	39	0	0	15/8
2017	* Switzer, Ryan.....	29	256	8.8	83t	1	0	12/8
2018	Austin, Tavon.....	10	58	5.8	22	0	0	DNQ
2019	Austin, Tavon.....	17	84	4.9	15	0	0	DNQ
2020	Lamb, CeeDee.....	24	172	7.2	27	0	0	11/2
2021	Lamb, Ceedee.....	14	139	9.9	21	0	0	DNQ
2022	* Turpin, KaVontae.....	29	303	10.4	52	0	0	5/3
2023	Turpin, KaVontae.....	13	79	6.1	15	0	0	DNQ
2024	Turpin, KaVontae.....	18	188	10.4	60t	1	0	DNQ

STAFF

PLAYERS

2024 SEASON

LEADERS
BY YEARSPLAYOFF
RECORDS

HISTORY

SIDELINES

INTERCEPTIONS

Year	Player	No.	Yards	Avg.	Long	TD	NFL/NFC Rank
1960	Bishop, Don.....	3	13	4.3	13	0	25
	Franckhauser, Tom	3	11	3.7	9	0	
1961	Bishop, Don.....	8	172	21.5	57	0	2
1962	Bishop, Don.....	6	134	22.3	44	0	9
1963	Green, Cornell.....	7	211	30.1	55	0	6
1964	* Renfro, Mel.....	7	110	15.7	39t	1	4
1965	Green, Cornell.....	3	49	16.3	43	0	27
	Livingston, Warren.....	3	5	1.7	5	0	
	* Logan, Obert.....	3	5	1.7	3	0	
1966	Green, Cornell.....	4	88	22.0	41	1	21
1967	Green, Cornell.....	7	52	7.4	28	0	7
	Renfro, Mel.....	7	38	5.4	30	0	
1968	Howley, Chuck.....	6	115	19.2	58	1	11
1969	Renfro, Mel.....	10	118	11.8	41	0	1
1970	* Waters, Charlie.....	5	45	9.0	20	0	16/9
1971	Adderley, Herb.....	6	182	30.3	46	0	9/4
1972	Waters, Charlie.....	6	132	22.0	56t	1	7/3
1973	Jordan, Lee Roy.....	6	78	13.0	31t	1	4/2
1974	Harris, Cliff.....	3	8	2.7	8	0	42/20
1975	Jordan, Lee Roy.....	6	80	13.3	38	0	7/4
1976	Washington, Mark.....	4	49	12.3	22	0	24/11
1977	Harris, Cliff.....	5	7	1.4	7	0	16/7
1978	Barnes, Benny.....	5	72	14.4	38	0	25/14
1979	Hughes, Randy.....	2	91	45.5	68	0	93/45
	Harris, Cliff.....	2	35	17.5	20	0	
	Barnes, Benny.....	2	20	10.0	11	0	
	Lewis, D.D.....	2	8	4.0	5	0	
	Kyle, Aaron.....	2	0	0.0	0	0	
1980	Thurman, Dennis.....	5	114	22.8	78t	1	24/10
	Waters, Charlie.....	5	78	15.6	29	0	
1981	* Walls, Everson.....	11	133	12.1	33	0	1/1
1982	Walls, Everson.....	7	61	8.7	37	0	1/1
1983	Thurman, Dennis.....	6	49	8.2	34	0	15/8
1984	Downs, Michael.....	7	126	18.0	27t	1	4/2
1985	Walls, Everson.....	9	31	3.4	19	0	1/1
1986	Downs, Michael.....	6	54	9.0	31	0	11/7
1987	Walls, Everson.....	5	38	7.6	30	0	7/4
1988	Williams, Robert.....	2	18	9.0	12	0	81/47
	Downs, Michael.....	2	3	1.5	3	0	
	Walls, Everson.....	2	0	0.0	0	0	
1989	Lockhart, Eugene.....	2	14	7.0	12	0	81/41
1990	Holt, Issiac.....	3	72	24.0	64t	1	33/17
	Washington, James.....	3	24	8.0	13	0	
1991	Holt, Issiac.....	4	2	0.5	2	0	23/13
1992	Washington, James.....	3	31	10.3	16	0	43/20
	Gant, Kenneth.....	3	19	6.3	11	0	
1993	Smith, Kevin.....	6	56	9.3	32t	1	7/2
1994	Woodson, Darren.....	5	140	28.0	94t	1	10/5
	Washington, James.....	5	43	8.6	25	0	
1995	Brown, Larry.....	6	124	20.7	65t	2	5/4
	Marion, Brock.....	6	40	6.7	32t	1	
1996	Smith, Kevin.....	5	45	9.0	24	0	11/6
	Woodson, Darren.....	5	43	8.6	21	0	
1997	Sanders, Deion.....	2	81	40.5	50t	1	51/34
	* Stoutmire, Omar.....	2	8	4.0	8	0	
1998	Sanders, Deion.....	5	153	30.6	71t	1	14/5
1999	Coakley, Dexter.....	4	119	29.8	46t	1	25/12
2000	Sparks, Phillippi.....	5	59	11.8	43	0	17/9
2001	Woodson, Darren.....	3	11	3.7	6	0	35/21
2002	* Williams, Roy.....	5	90	18.0	85t	2	10/4
	* Ross, Derek.....	5	17	3.4	12	0	
2003	* Newman, Terence.....	4	23	5.8	25	0	21/10
	Newman, Terence.....	4	31	7.8	21	0	21/10
2005	Glenn, Aaron.....	4	10	2.5	10	0	19/9
2006	Williams, Roy.....	5	33	6.6	27	0	10t/4t
2007	Henry, Anthony.....	6	81	13.5	28t	1	5t/3t
2008	Newman, Terence.....	4	2	0.5	2	0	14t/7t
2009	Jenkins, Mike.....	5	0	0.0	0	0	12t/8t
2010	Sensabaugh, Gerald.....	5	26	5.2	10	0	
	Newman, Terence.....	5	16	3.2	30	0	10t/5t
2011	Lee, Sean.....	4	87	21.8	37	0	
	Newman, Terence.....	4	80	20.0	43t	1	12t/8t
2012	Carr, Brandon.....	3	120	40.0	47t	1	29t/17t
2013	Lee, Sean.....	4	174	43.5	74	1	11t/8t
2014	Carter, Bruce.....	5	72	14.4	35	1	3t/2t
2015	Heath, Jeff.....	2	19	9.5	19	0	48t/23t
2016	Church, Barry.....	2	14	7.0	14	0	47t/23t
2017	Heath, Jeff.....	3	20	6.7	14	0	26t/10t
2018	* Vander Esch, Leighton.....	2	56	28.0	28	0	53t/25t
	Woods, Xavier.....	2	15	7.5	15	0	
2019	Woods, Xavier.....	2	38	19.0	29	0	21t/44t
	Lewis, Jourdan.....	2	20	10.0	20	0	
2020	* Diggs, Trevon.....	3	43	14.3	33	0	16t/7t

Year	Player	No.	Yards	Avg.	Long	TD	NFL/NFC Rank
2021	Diggs, Trevon.....	11	142	12.9	59t	2	1/1
2022	* Bland, DaRon.....	5	19	3.8	15	0	5t/3t
2023	Bland, DaRon.....	9	209	23.2	63t	5	1/1
2024	Diggs, Trevon.....	2	1	0.5	1	0	38t/19t
	Hooker, Malik.....	2	20	10.0	21	0	38t/19t
	Kendricks, Eric.....	2	15	7.5	8	0	38t/19t
	Mukuamu, Israel.....	2	20	10.0	15	0	38t/19t

TACKLES

Year	Player	Solo	Asst	Total	Year	Player	Solo	Asst	Total
1977	Breunig, Bob.....	73	57	130	2001	Nguyen, Dat.....	104	68	172
1978	Breunig, Bob.....	71	64	135	2002	Coakley, Dexter.....	99	74	173
1979	Breunig, Bob.....	81	86	167	2003	Nguyen, Dat.....	93	47	140
1980	Breunig, Bob.....	69	60	129	2004	Nguyen, Dat.....	93	42	135
1981	Breunig, Bob.....	63	51	114	2005	James, Bradie.....	72	37	109
1982	Downs, Michael.....	49	21	70	2006	James, Bradie.....	67	65	132
1983	Breunig, Bob.....	69	57	126	2007	James, Bradie.....	80	50	130
1984	Downs, Michael.....	96	40	136	2008	James, Bradie.....	85	117	202
1985	Lockhart, Eugene.....	69	59	128	2009	James, Bradie.....	89	92	181
1986	Lockhart, Eugene.....	77	44	121	2010	James, Bradie.....	86	77	163
1987	Downs, Michael.....	58	28	86	2011	Lee, Sean.....	91	40	131
1988	Bates, Bill.....	85	39	124	2012	Spencer, Anthony.....	78	28	106
1989	Lockhart, Eugene.....	154	68	222	2013	Church, Barry.....	100	47	147
1990	Lockhart, Eugene.....	72	67	139	2014	Church, Barry.....	75	35	110
1991	Del Rio, Jack.....	77	53	130	2015	Lee, Sean.....	109	47	156
1992	Norton, Ken.....	64	56	120	2016	Lee, Sean.....	120	54	174
1993	Norton, Ken.....	93	66	159	2017	Lee, Sean.....	91	27	118
1994	Jones, Robert.....	83	79	162	2018	* Vander Esch, Leighton.....	125	51	176
1995	Woodson, Darren.....	90	54	144	2019	Smith, Jaylon.....	116	52	168
1996	Strickland, Fred.....	87	66	153	2020	Smith, Jaylon.....	105	56	161
1997	Marion, Brock.....	92	66	158	2021	Kearse, Jayron.....	62	30	92
1998	Woodson, Darren.....	74	62	136	2022	Wilson, Donovan.....	80	28	108
1999	Godfrey, Randall.....	95	48	143	2023	Clark, Damone.....	71	44	115
2000	Hambrick, Darren.....	78	76	154	2024	Kendricks, Eric.....	72	73	145

Tackles based on coaches film since 1977

SACKS

Year	Player	Sacks	Year	Player	Sacks	Year	Player	Sacks
1960	Gonzaga, John.....	2.0	1982	Martin, Harvey.....	8.0	2004	Ellis, Greg.....	9.0
1961	Borden, Nate.....	3.0	1983	White, Randy.....	12.5	2005	Ellis, Greg.....	8.0
	Howley, Chuck.....	3.0	1984	White, Randy.....	12.5		*Ware, DeMarcus.....	8.0
	Lilly, Bob.....	3.0	1985	Jones, Ed.....	13.0	2006	Ware, DeMarcus.....	11.5
1962	Lilly, Bob.....	10.0	1986	Jeffcoat, Jeff.....	14.0	2007	Ware, DeMarcus.....	14.0
1963	Lilly, Bob.....	5.0	1987	Jones, Ed.....	10.0	2008	Ware, DeMarcus.....	20.0
1964	Andrie, George.....	12.5	1988	Cobb, Reggie.....	7.5	2009	Ware, DeMarcus.....	11.0
1965	Andrie, George.....	14.5		Noonan, Danny.....	7.5	2010	Ware, DeMarcus.....	15.5
1966	Andrie, George.....	18.5	1989	Jeffcoat, Jim.....	11.5	2011	Ware, DeMarcus.....	19.5
1967	Andrie, George.....	11.5	1990	Stubbs, Daniel.....	7.5	2012	Ware, DeMarcus.....	11.5
1968	Pugh, Jethro.....	15.5		*Jones, Jimmie.....	7.5	2013	Hatcher, Jason.....	11.0
1969	Pugh, Jethro.....	13.0	1991	Tolbert, Tony.....	7.0	2014	Mincey, Jeremy.....	6.0
1970	Pugh, Jethro.....	13.5	1992	Jeffcoat, Jim.....	10.5	2015	Lawrence, DeMarcus.....	8.0
1971	Pugh, Jethro.....	13.0	1993	Tolbert, Tony.....	7.5	2016	Mayowa, Benson.....	6.0
1972	Pugh, Jethro.....	7.5	1994	Haley, Charles.....	12.5	2017	Lawrence, DeMarcus.....	14.5
1973	Toomay, Pat.....	10.5	1995	Haley, Charles.....	10.5	2018	Lawrence, DeMarcus.....	10.5
1974	Martin, Harvey.....	7.5	1996	Tolbert, Tony.....	12.0	2019	Quinn, Robert.....	11.5
1975	Martin, Harvey.....	9.5	1997	Carver, Shante.....	6.0	2020	Lawrence, DeMarcus.....	6.5
1976	Martin, Harvey.....	14.5	1998	Pittman, Kavika.....	6.0	2021	*Parsons, Micah.....	13.0
1977	Martin, Harvey.....	23.0	1999	Ellis, Greg.....	7.5	2022	Parsons, Micah.....	13.5
1978	White, Randy.....	16.0	2000	Kuban, Ebenezer.....	6.5	2023	Parsons, Micah.....	14.0
1979	Martin, Harvey.....	8.5	2001	Ellis, Greg.....	6.0	2024	Parsons, Micah.....	12.0
1980	Martin, Harvey.....	12.0	2002	Ellis, Greg.....	7.5			
1981	Jones, Ed.....	9.5	2003	Ellis, Greg.....	8.0			

Sacks became an official stat in 1982

SPECIAL TEAMS TACKLES

Year	Player	Solo	Asst	Total	Year	Player	Solo	Asst	Total
1988	Jax, Garth.....	13	11	24	2007	Watkins, Patrick.....	14	11	25
1989	Bates, Bill.....	14	5	19	2008	Davis, Keith.....	14	6	20
1990	Bates, Bill.....	15	8	23	2009	Hurd, Sam.....	17	2	19
1991	Gant, Kenneth.....	18	7	25	2010	* McCray, Danny.....	25	3	28
1992	Woodson, Darren.....	14	5	19	2011	McCray, Danny.....	13	6	19
1993	Bates, Bill.....	9	16	25	2012	* Frampton, Eric.....	18	3	21
1994	Brownlow, Darrick.....	18	9	27	2013	* Heath, Jeff.....	11	2	13
1995	Lang, David.....	17	13	30	2014	Harris, Dwayne.....	6	2	8
1996	Schwartz, Jim.....	24	8	32	2015	Heath, Jeff.....	6	2	8
1997	Williams, Charlie.....	16	10	26	2016	Jones, Byron.....	9	1	9
1998	* Reese, Izell.....	12	9	21	2017	Jones, Byron.....	9	2	11
1999	Nguyen, Dat.....	11	7	18	2018	Olawale, Jamize.....	12	1	13
2000	Reese, Izell.....	12	10	22	2019	Goodwin, C.J.....	7	3	10
2001	Bell, Jason.....	15	6	21	2020	Goodwin, C.J.....	10	0	10
2002	Mackey, Louis.....	10	8	18	2021	Goodwin, C.J.....	7	3	10
2003	Dixon, Tony.....	11	9	20	2022	Gifford, Luke.....	8	4	12
2004	James, Bradie.....	6	18	24	2023	Williams, Sam.....	4	0	4
2005	Davis, Keith.....	12	4	16	2024	Luepke, Hunter.....	4	9	13
2006	Fowler, Ryan.....	10	14	24					

* Rookie

Cowboys Individual Records

1960 — 12 games; 1961-77 — 14 games; 1978-2020 — 16 games; 2021-24 — 17 games.

NOTE: The 1982 regular season was reduced to nine games and the 1987 season to 15 games due to players' strikes.

SERVICE

Most Seasons

16	Louis-Philippe Ladouceur, 2005-20
16	Jason Witten 2003-17, 2019
15	Ed Jones, 1974-78, 1980-89
15	Bill Bates, 1983-97
15	Mark Tuinei, 1983-97
14	Bob Lilly, 1961-74
14	Lee Roy Jordan, 1963-76
14	Mel Renfro, 1964-77
14	Jethro Pugh, 1965-78
14	Randy White, 1975-88
14	Tom Rafferty, 1976-89
14	Tony Romo, 2003-16

Most Games Played

255	Jason Witten, 2003-17, 2019
253	Louis-Philippe Ladouceur, 2005-20
224	Ed Jones, 1974-78, 1980-89

Most Consecutive Games Played

253	Louis-Philippe Ladouceur, 2005-20
235	Jason Witten, 2003-17
196	Bob Lilly, 1961-74

Most Games Started

245	Jason Witten, 2003-17, 2019
203	Ed Jones, 1974-78, 1980-89
199	Emmitt Smith, 1990-2002

Most Consecutive Games Started

179	Jason Witten, 2003-17
154	Lee Roy Jordan, 1966-76
145	Cornell Green, 1964-74

SCORING

Most Seasons Leading Team

9	Rafael Septien, 1978-86
7	Dan Bailey, 2011-17
4	Mike Clark, 1968-71

Most Consecutive Seasons Leading Team

9	Rafael Septien, 1978-86
7	Dan Bailey, 2011-17
4	Mike Clark, 1968-71

POINTS

Career

986	Emmitt Smith, 1990-2002 (164-td, 1-2pt)
874	Rafael Septien, 1978-86 (388-pat, 162-fg)
834	Dan Bailey, 2011-17 (276-pat, 186-fg)

Season

157	Brandon Aubrey, 2023 (49-pat, 36 fg)
150	Emmitt Smith, 1995 (25-td)
150	Brandon Aubrey, 2024 (30-pat, 40 fg)

Most Seasons, 100 or More Points

6	Dan Bailey, 2011-16
3	Rafael Septien, 1981, 1983-84
3	Emmitt Smith, 1992, 1994-95
3	Chris Boniol, 1994-96

Season, Rookie

135	Dan Bailey, 2011 (39-pat, 32 fg)
131	Nick Folk, 2007 (53-pat, 26-fg)
126	Richie Cunningham 1997 (34-pat, 24-fg)

Game

24	Dan Reeves, vs. Atlanta, 11/5/67 (4 TDs)
24	Bob Hayes, vs. Houston, 12/20/70 (4 TDs)
24	Calvin Hill, @ Buffalo, 9/19/71 (4 TDs)
24	Duane Thomas, vs. St. Louis, 12/18/71 (4 TDs)
24	Emmitt Smith, vs. Phoenix, 12/16/90 (4 TDs)
24	Emmitt Smith, @ N.Y. Giants, 9/4/95 (4 TDs)
24	Terrell Owens, vs. Washington, 11/18/07 (4 TDs)

Game, Opponent

24	Dick James, @ Washington, 12/17/61
24	Harold Jackson, @ LA Rams, 10/14/73
24	Sterling Sharpe, vs. Green Bay, 11/24/94
24	Aaron Jones, vs. Green Bay, 10/6/19
24	Alvin Kamara, vs. New Orleans, 9/15/24

Most Consecutive Games Scoring

111	Rafael Septien, 1978-85
102	Dan Bailey, 2011-17
48	Chris Boniol, 1994-96

TOUCHDOWNS

Most Seasons Leading Team

11	Emmitt Smith, 1990-96, 1998-2001
7	Tony Dorsett, 1977-78, 1980, 1982-85
7	Ezekiel Elliott, 2016-22

Most Consecutive Seasons Leading Team

7	Emmitt Smith, 1990-96
7	Ezekiel Elliott, 2016-22
4	Tony Dorsett, 1982-85
4	Herschel Walker, 1986-89
4	Emmitt Smith, 1998-2001

Career

164	Emmitt Smith, 1990-2002 (153-r, 11-rec.)
86	Tony Dorsett, 1977-87 (72-r, 13-p, 1-rec.)
83	Ezekiel Elliott, 2016-22, 2024 (71-r, 12-rec.)

Season

25	Emmitt Smith, 1995 (25-r)
22	Emmitt Smith, 1994 (21-r, 1-p)
19	Emmitt Smith, 1992 (18-r, 1p)

Season, Rookie

16	Ezekiel Elliott, 2016 (15-r, 1-p)
13	Bob Hayes, 1965 (1-r, 12-p)
13	Tony Dorsett, 1977 (12-r, 1-p)

Game

4	Dan Reeves, vs. Atlanta, 11/5/67 (2-r, 2-p)
4	Bob Hayes, vs. Houston, 12/20/70 (4-p)
4	Calvin Hill, @ Buffalo, 9/19/71 (4-r)
4	Duane Thomas, vs. St. Louis, 12/18/71 (3-r, 1-p)
4	Emmitt Smith, vs. Phoenix, 12/16/90 (4-r)
4	Emmitt Smith, @ N.Y. Giants, 9/4/95 (4-r)
4	Terrell Owens, vs. Washington, 11/18/07 (4-p)

Game, Opponent

4	Dick James, @ Wash., 12/17/61 (3-r, 1-p)
4	Harold Jackson, @ LA Rams, 10/14/73 (4-p)
4	Sterling Sharpe, vs. Green Bay, 11/24/94 (4-p)
4	Aaron Jones, vs. Green Bay, 10/6/19 (4-r)
4	Alvin Kamara, vs. New Orleans, 9/15/24

Most Consecutive Games Scoring Touchdown

11	Emmitt Smith, 1994-95
11	Emmitt Smith, 1995
9	Emmitt Smith, 1993-94
9	Emmitt Smith, 1998-99
9	Ezekiel Elliott, 2022

POINTS AFTER TOUCHDOWN

Most Attempted, Career

398	Rafael Septien, 1978-86
278	Dan Bailey, 2011-17
182	Mike Clark, 1968-71, 1973

Most Attempted, Season

60	Rafael Septien, 1980
59	Rafael Septien, 1983
56	Danny Villanueva, 1966
56	Dan Bailey, 2014

Most Attempted, Game

8	Danny Villanueva, vs. Philadelphia, 10/19/66
8	Mike Clark, vs. Detroit, 9/15/68
8	Rafael Septien, vs. San Francisco, 10/12/80
8	Greg Zuerlein, vs. Washington, 12/26/21

Most Attempted, Game, Opponent

7	Gerry Perry, @ St. Louis, 12/9/62
7	Dan Akers, vs. Philadelphia, 11/15/04
7	Garrett Hartley, @ New Orleans, 11/10/13

Most Made, Career

388	Rafael Septien, 1978-86
276	Dan Bailey, 2011-17
180	Mike Clark, 1968-71, 1973

Most Made, Season

59	Rafael Septien, 1980
57	Rafael Septien, 1983
56	Danny Villanueva, 1966
56	Dan Bailey, 2014

Most Made, Game

- 8 Rafael Septien, vs. San Francisco, 10/12/80
- 8 Mike Clark, vs. Detroit, 9/15/68
- 8 Danny Villanueva, vs. Philadelphia, 10/19/66
- 8 Greg Zuerlein, vs. Washington, 12/26/21

Most Made, Game, Opponent

- 7 Gerry Perry, @ St. Louis, 12/9/62
- 7 David Akers, vs. Philadelphia, 11/15/04
- 7 Garrett Hartley, @ New Orleans, 11/10/13

Most Consecutive Made

- 275 Dan Bailey 2011-17
- 131 Nick Folk, 2007-09
- 100 Danny Villanueva, 1965-67

Highest Percentage Made, Career (200 made)

- 99.3 Dan Bailey, 2011-17 (276-278)
- 97.5 Rafael Septien, 1979-86 (388-398)

Most Made, No Misses, Season

- 56 Danny Villanueva, 1966
- 56 Dan Bailey, 2014
- 54 Mike Clark, 1968

FIELD GOALS

Most Attempted, Career

- 226 Rafael Septien, 1978-88
- 211 Dan Bailey, 2011-17
- 119 Mike Clark, 1968-71, 1973

Most Attempted, Season

- 47 Brandon Aubrey, 2024
- 41 Greg Zuerlein, 2020
- 39 Ken Willis, 1991

Most Attempted, Game

- 8 Billy Cundiff, @ N.Y. Giants, 9/15/03
- 7 Mike Clark, @ Chicago, 11/24/68
- 7 Chris Boniol, vs. Green Bay, 11/18/96

Most Attempted, Opponent, Game

- 7 Sam Baker, @ Philadelphia, 12/5/65
- 7 Greg Zuerlein, vs. LA Rams, 10/1/17
- 6 Five times, last Matt Bryant, @ Atlanta, 11/4/12

Most Made, Career

- 186 Dan Bailey, 2011-17
- 162 Rafael Septien, 1978-88
- 81 Chris Boniol, 1994-96

Most Made, Season

- 40 Brandon Aubrey, 2024
- 36 Brandon Aubrey, 2023
- 34 Richie Cunningham, 1997
- 34 Greg Zuerlein, 2020

Most Made, Season, Rookie

- 32 Dan Bailey, 2011
- 26 Nick Folk, 2007
- 25 Tim Seder, 2000

Most Made, Game

- 7 Chris Boniol, vs. Green Bay, 11/18/96
- 7 Billy Cundiff, @ N.Y. Giants, 9/15/03
- 6 Dan Bailey, vs. Washington, 9/26/11

Most Made, Opponent, Game

- 7 Greg Zuerlein, vs. LA Rams, 10/1/17
- 5 Six times, last by Greg Joseph, @ N.Y. Giants, 9/26/24

Most Made, No Misses, Game

- 7 Chris Boniol, vs. Green Bay, 11/18/96
- 6 Dan Bailey, vs. Washington, 9/26/11
- 5 Six times, last Brandon Aubrey, vs. N.Y. Jets, 9/17/23

Most Made, One Half

- 5 Chris Boniol, vs. Green Bay, 11/18/96
- 5 Billy Cundiff, @ N.Y. Giants, 9/15/03
- 4 Roger Ruzek, vs. N.Y. Giants, 11/2/87
- 4 Richie Cunningham, @ Arizona, 9/7/97
- 4 Dan Bailey, vs. Green Bay, 12/15/13
- 4 Mike Nugent, @ Washington, 10/29/17
- 4 Brandon Aubrey, vs. N.Y. Jets, 9/17/23

Most Made, One Quarter

- 4 Roger Ruzek, vs. N.Y. Giants, 11/2/87

Most Consecutive Field Goals Made

- 34 Brandon Aubrey, 2023
- 30 Dan Bailey, 2013-14
- 27 Chris Boniol, 1996

Most Consecutive Games Made

- 23 Brandon Aubrey, 2023-24
- 17 Dan Bailey, 2013-14
- 17 Dan Bailey, 2012-13

Longest Field Goal

- 65 Brandon Aubrey, vs. Baltimore, 9/22/24
- 63 Brett Maher, vs. Philadelphia, 10/20/19
- 62 Brett Maher, vs. Philadelphia, 12/9/18
- 62 Brett Maher, @ N.Y. Jets, 10/13/19

Longest Field Goal, Opponent

- 62 Matt Prater, @ Arizona, 9/24/23
- 59 Chris Boswell, vs. Pittsburgh, 11/8/20
- 59 Tony Franklin, vs. Philadelphia, 11/12/79

Most Made, 50 or More Yards, Career

- 27 Dan Bailey, 2011-17
- 24 Brandon Aubrey, 2023-24
- 19 Brett Maher, 2018-19, 2022

Most Made, 50 or More Yards, Season

- 14 Brandon Aubrey, 2024
- 10 Brandon Aubrey, 2023
- 9 Brett Maher, 2022

Most Made, 50 or More Yards, Game

- 3 Brett Maher, @ Minnesota, 11/20/22
- 3 Brandon Aubrey, vs. Philadelphia 12/10/23
- 3 Brandon Aubrey, vs. Tampa Bay, 12/22/24

Highest Field Goal Percentage, Career (100 made)

- 88.2 Dan Bailey, 2011-17 (186-211)
- 71.7 Rafael Septien, 1978-86 (226-162)

Highest Field Goal Percentage, Season (Qualifiers)

- 96.4 Chris Boniol, 1995 (27-28)
- 94.7 Brandon Aubrey, 2023 (36-38)
- 93.8 Dan Bailey, 2015 (30-32)

Highest Field Goal Percentage, Season, Rookie (Qualifiers)

- 86.5 Dan Bailey, 2011 (32-37)
- 83.9 Nick Folk, 2007 (26-31)
- 75.9 Chris Boniol, 1994 (22-29)

SAFETIES

Most, Career

- 2 Jethro Pugh, 1965-78
- 2 Benny Barnes, 1972-82
- 2 Harvey Martin, 1973-83

Most, Season

- 2 Benny Barnes, 1973

Most, Game

- 1 Many times, last by J.J. Wilcox, vs. Washington, 1/3/16

RUSHING

Most Seasons Leading Team

- 13 Emmitt Smith, 1990-2002
- 10 Tony Dorsett, 1977-86
- 7 Don Perkins, 1961-65, 1967-68

Most Consecutive Seasons Leading Team

- 13 Emmitt Smith, 1990-2002
- 10 Tony Dorsett, 1977-86
- 6 Ezekiel Elliott, 2016-21

Most Consecutive Games Leading Team

- 41 Emmitt Smith, 1994-96
- 32 Emmitt Smith, 1990-92
- 26 Herschel Walker, 1987-88

ATTEMPTS

Career

- 4,052 Emmitt Smith, 1990-2002
- 2,755 Tony Dorsett, 1977-87
- 1,955 Ezekiel Elliott, 2016-22, 2024

Season

- 392 DeMarco Murray, 2014
- 377 Emmitt Smith, 1995
- 373 Emmitt Smith, 1992

Season, Rookie

- 322 Ezekiel Elliott, 2016
- 241 Emmitt Smith, 1990
- 208 Tony Dorsett, 1977

Game

- 35 Emmitt Smith, vs. N.Y. Giants, 11/7/94
- 34 Emmitt Smith, @ Washington, 11/24/91
- 34 Julius Jones, @ Carolina, 12/24/05
- 33 Troy Hambrick, @ Washington, 12/14/03
- 33 Julius Jones, vs. Chicago, 11/25/04
- 33 Ezekiel Elliott, @ Washington, 10/29/17

Game, Opponent

40	Barry Sanders, vs. Detroit, 9/19/94
38	Walter Payton, vs. Chicago, 11/26/81
36	Charlie Garner, vs. San Francisco, 9/24/00

YARDS GAINED**Career**

17,162	Emmitt Smith, 1990-2002
12,036	Tony Dorsett, 1977-87
8,488	Ezekiel Elliott, 2016-2022, 2024

Season

1,845	DeMarco Murray, 2014
1,773	Emmitt Smith, 1995
1,713	Emmitt Smith, 1992

Season, Rookie

1,631	Ezekiel Elliott, 2016
1,007	Tony Dorsett, 1977
942	Calvin Hill, 1969

Game

253	DeMarco Murray, vs. St. Louis, 10/23/11
237	Emmitt Smith, @ Philadelphia, 10/31/93
206	Tony Dorsett, vs. Philadelphia, 12/4/77

Game, Rookie

253	DeMarco Murray, vs. St. Louis, 10/23/11
206	Tony Dorsett, vs. Philadelphia, 12/4/77
198	Julius Jones, @ Seattle, 12/6/04

Game, Opponent

232	Jim Brown, vs. Cleveland, 9/22/63
210	Warrick Dunn, @ Tampa Bay, 12/3/00
206	Greg Bell, @ Buffalo, 11/18/84

Longest Run (All TDs)

99	Tony Dorsett, @ Minnesota, 1/3/83
91	DeMarco Murray, vs. St. Louis, 10/23/11
84	Tony Dorsett, vs. Philadelphia, 12/4/77
84	Herschel Walker, vs. Philadelphia, 12/14/86

Longest Run, Opponent (All TDs)

90	Ahman Green, @ Green Bay, 10/24/04
85	Greg Bell, @ Buffalo, 11/18/84
82	Le'Ron McClain, vs. Baltimore, 12/20/08

Most Seasons, 1,000-or-More Yards

11	Emmitt Smith, 1991-2001
8	Tony Dorsett, 1977-81, 1983-85
4	Ezekiel Elliott, 2016, 2018-19, 2021

Most Consecutive Seasons, 1,000-or-More Yards

11	Emmitt Smith, 1991-2001
5	Tony Dorsett, 1977-81
3	Tony Dorsett, 1983-85

Most Games, 100-or-More Yards, Career

76	Emmitt Smith, 1990-2002
43	Tony Dorsett, 1977-87
30	Ezekiel Elliott, 2016-21

Most Games, 100-or-More Yards, Season

12	DeMarco Murray, 2014
11	Emmitt Smith, 1995
9	Tony Dorsett, 1981
9	Emmitt Smith, 1999

Most Consecutive Games, 100-or-More Yards

8	DeMarco Murray, 2014
4	Tony Dorsett, 1979
4	Emmitt Smith, 1995
4	Emmitt Smith, 1995
4	Ezekiel Elliott, 2016

AVERAGE GAIN**Career (750 att.)**

4.85	DeMarco Murray, 2011-14 (934-4,526)
4.75	Tony Pollard, 2019-23 (762-3,621)
4.37	Tony Dorsett, 1977-87 (2,755-12,036)

Season (Qualifiers)

5.91	Felix Jones, 2009 (116-658)
5.57	Amos Marsh, 1962 (144-802)
5.53	Tony Pollard, 2021 (130-719)

Game (10 att.)

12.1	Walt Garrison, vs. Washington, 12/9/72 (10-121)
11.6	Julius Jones, vs. New Orleans, 12/10/06 (10-116)
10.9	Tony Pollard, vs. LA Rams, 12/15/19 (12-131)

TOUCHDOWNS**Most Seasons Leading Team**

13	Emmitt Smith, 1990-2002
7	Tony Dorsett, 1977, 1979-80, 1982-85
7	Ezekiel Elliott, 2016-22
6	Don Perkins, 1961-64, 1966-67

Most Consecutive Seasons Leading Team

13	Emmitt Smith, 1990-2002
7	Ezekiel Elliott, 2016-22
6	Marion Barber, 2005-10
4	Don Perkins, 1961-64
4	Tony Dorsett, 1982-85
4	Herschel Walker, 1986-89
4	DeMarco Murray, 2011-14

Career

153	Emmitt Smith, 1990-2002
72	Tony Dorsett, 1977-87
68	Ezekiel Elliott, 2016-22

Season

25	Emmitt Smith, 1995
21	Emmitt Smith, 1994
18	Emmitt Smith, 1992

Season, Rookie

15	Ezekiel Elliott, 2016
12	Tony Dorsett, 1977
11	Emmitt Smith, 1990

Game

4	Calvin Hill, @ Buffalo, 9/19/71
4	Emmitt Smith, vs. Phoenix, 12/16/90
4	Emmitt Smith, @ N.Y. Giants, 9/4/95

Game, Opponent

4	Aaron Jones, vs. Green Bay, 10/6/19
3	Many times, last by DK Metcalf, vs. Seattle, 11/30/23

Most Consecutive Games Rushing for Touchdown

11	Emmitt Smith, 1994-95
11	Emmitt Smith, 1995
9	Ezekiel Elliott, 2022

PASSING**Most Seasons Leading Team (Yards)**

12	Troy Aikman, 1989-2000
8	Roger Staubach, 1971, 1973-79
8	Tony Romo 2006-09, 2011-14
8	Dak Prescott, 2016-19, 2021-24
7	Danny White, 1980-85, 1987

Most Consecutive Seasons Leading Team (Yards)

12	Troy Aikman, 1989-2000
7	Roger Staubach, 1973-79
6	Don Meredith, 1963-68
6	Danny White, 1980-85

RATING**Highest, Career (1,500 att.)**

98.1	Dak Prescott, 2016-24
97.1	Tony Romo, 2003-16
83.4	Roger Staubach, 1969-79

Highest, Season (Qualifiers)

113.2	Tony Romo, 2014
105.9	Dak Prescott, 2023
104.9	Dak Prescott, 2016

Highest, Rookie, Season (Qualifiers)

104.9	Dak Prescott, 2016
66.3	Chad Hutchinson, 2002
55.7	Troy Aikman, 1989

ATTEMPTS**Career**

4,715	Troy Aikman, 1989-2000
4,335	Tony Romo, 2003-16
4,159	Dak Prescott, 2016-24

Season

648	Tony Romo, 2012
596	Dak Prescott, 2019
596	Dak Prescott, 2021

Season, Rookie

459	Dak Prescott, 2016
293	Troy Aikman, 1989
250	Chad Hutchinson, 2002

Game

- 62 Tony Romo, vs. N.Y. Giants, 10/28/12
- 62 Tony Romo, vs. Washington, 11/22/12
- 58 Dak Prescott, vs. Cleveland, 10/4/20
- 58 Dak Prescott, @ Tampa Bay, 9/9/21

Game, Opponent

- 56 Warren Moon, @ Houston, 11/10/91
- 56 Jake Plummer, @ Arizona, 11/15/98
- 55 Jeff Garcia, vs. San Francisco, 12/8/02

COMPLETIONS

Career

- 2,898 Troy Aikman, 1989-2000
- 2,829 Tony Romo, 2003-16
- 2,780 Dak Prescott, 2016-24

Season

- 425 Tony Romo, 2012
- 410 Dak Prescott, 2021
- 410 Dak Prescott, 2023

Season, Rookie

- 311 Dak Prescott, 2016
- 155 Troy Aikman, 1989
- 127 Chad Hutchinson, 2002

Game

- 42 Dak Prescott, vs. Philadelphia, 12/9/18
- 42 Dak Prescott, @ Tampa Bay, 9/9/21
- 41 Tony Romo, @ N.Y. Giants, 12/6/09
- 41 Dak Prescott, vs. Cleveland, 10/4/20

Game, Opponent

- 41 Warren Moon, @ Houston, 11/10/91
- 41 Kirk Cousins, vs. Washington, 11/24/16
- 37 Drew Brees, vs. New Orleans, 12/23/12
- 37 Ben Roethlisberger, @ Pittsburgh, 11/13/16

Consecutive Passes Completed

- 21 Brandon Weeden, vs. Atlanta (9), 9/13/15, @Philadelphia (7), 9/20/15, vs. Indianapolis (1), 12/21/14, @ Jacksonville (1), 11/9/14, vs. Arizona (3), 11/2/14
- 20 Dak Prescott, @ Washington (18), 9/15/19, vs. Miami (2), 9/22/19
- 19 Dak Prescott, @ Washington, 1/7/24

COMPLETION PERCENTAGE

Career (1,500 att.)

- 66.8 Dak Prescott, 2016-24 (4,159-2,780)
- 65.3 Tony Romo 2003-16 (4,335-2,829)
- 61.5 Troy Aikman, 1989-2000 (4,715-2,898)

Season (Qualifiers)

- 69.9 Tony Romo, 2014 (435-304)
- 69.1 Troy Aikman, 1993 (392-271)
- 69.5 Dak Prescott, 2023 (590-410)

Season, Rookie (Qualifiers)

- 67.8 Dak Prescott, 2016 (459-311)
- 52.9 Troy Aikman, 1989 (293-155)
- 50.8 Chad Hutchinson, 2002 (250-127)

Game (20 attempts)

- 90.0 Tony Romo vs. Indianapolis, 12/21/14 (20-18)
- 88.9 Dak Prescott vs. Tampa Bay, 12/18/16 (36-32)
- 88.5 Tony Romo vs. Buffalo, 11/13/11 (26-23)

YARDS GAINED

Career

- 34,183 Tony Romo, 2003-16
- 32,942 Troy Aikman, 1989-2000
- 31,437 Dak Prescott, 2016-24

Season

- 4,903 Tony Romo, 2012
- 4,902 Dak Prescott, 2019
- 4,516 Dak Prescott, 2023

Season, Rookie

- 3,667 Dak Prescott, 2016
- 1,749 Troy Aikman, 1989
- 1,555 Chad Hutchinson, 2002

Game

- 506 Tony Romo, vs. Denver, 10/6/13
- 502 Dak Prescott, vs. Cleveland, 10/4/20
- 472 Dak Prescott, @ Seattle, 9/27/20

Game, Rookie

- 379 Troy Aikman, @ Phoenix, 11/12/89
- 319 Dak Prescott, @ Pittsburgh, 11/13/16
- 301 Chad Hutchinson, vs. Jacksonville, 11/24/02

Game, Opponent

- 488 Matthew Stafford, @ Detroit, 10/27/13
- 466 Bill Wade, vs. Chicago, 11/18/62
- 465 Jake Plummer, @ Arizona, 11/15/98

Most Seasons, 3,000-or-More Passing Yards

- 7 Tony Romo, 2007-09, 2011-14
- 6 Dak Prescott, 2016-19, 2021, 2023
- 5 Troy Aikman, 1992-93, 1995-97

Most Games, 300-or-More Passing Yards, Career

- 46 Tony Romo, 2003-16
- 28 Dak Prescott, 2016-24
- 13 Troy Aikman, 1989-2000

Most Games, 300-or-More Passing Yards, Season

- 9 Tony Romo, 2012
- 8 Tony Romo, 2009
- 7 Tony Romo, 2007
- 7 Dak Prescott, 2019

Most Consecutive Games, 300-or-More Passing Yards

- 3 Tony Romo, 2007
- 3 Tony Romo, 2012
- 3 Dak Prescott, 2020
- 3 Dak Prescott, 2023
- 2 Don Meredith, 1963
- 2 Vinny Testaverde, 2004
- 2 Tony Romo, 2007, 2008 (2 times), 2009 (2 times), 2011, 2012 (2 times)
- 2 Dak Prescott, 2016 (once), 2019 (2 times), 2021 (once)

Longest Pass Completion (All TDs except as noted)

- 95 Don Meredith (to Hayes), vs. Wash., 11/13/66
- 92 Dak Prescott (to Lamb), vs. Detroit, 12/30/23
- 91 Roger Staubach (to Dorsett), vs. Balt., 9/4/78

Longest Pass Completion, Opponent (All TDs)

- 94 Norm Snead (to Rich Houston), @ N.Y. Giants, 9/24/72
- 92 Sam Darnold (to Robby Anderson), @ N.Y. Jets, 10/13/19
- 91 Michael Vick (to DeSean Jackson), vs. Philadelphia, 12/12/10

YARDS-PER-ATTEMPT

Career (1,500 att.)

- 7.89 Tony Romo, 2003-16 (4,335-34,183)
- 7.67 Roger Staubach, 1969-79 (2,958-22,700)
- 7.56 Dak Prescott, 2016-24 (4,159-31,437)

Season (Qualifiers)

- 8.92 Roger Staubach, 1971 (211-1,882)
- 8.79 Craig Morton, 1970 (207-1,819)
- 8.67 Craig Morton, 1969 (302-2,619)

Game (20 att.)

- 15.15 Don Meredith, vs. Philadelphia, 10/9/66 (26-394)
- 14.92 Don Meredith, vs. N.Y. Giants, 9/18/66 (24-358)
- 14.86 Jon Kitna, @ N.Y. Giants, 11/14/10 (22-327)

TOUCHDOWNS

Career

- 248 Tony Romo, 2003-16
- 213 Dak Prescott, 2016-24
- 165 Troy Aikman, 1989-2000

Season

- 37 Dak Prescott, 2021
- 36 Tony Romo, 2007
- 36 Dak Prescott, 2023
- 34 Tony Romo, 2014

Season, Rookie

- 23 Dak Prescott, 2016
- 9 Troy Aikman, 1989
- 7 Chad Hutchinson, 2002

Game

- 5 11 times, last Dak Prescott, @ Philadelphia, 1/8/22

Game, Rookie

- 4 Troy Aikman, vs. LA Rams, 12/3/89
- 3 Dak Prescott, 4 times, last vs. Detroit, 12/26/16

Game, Opponent

- 6 Y.A. Tittle, @ N.Y. Giants, 12/16/62
- 5 Seven times, last Russell Wilson, @ Seattle, 9/27/20

Most Games, Four-or-More Touchdown Passes, Career

- 11 Dak Prescott, 2016-24
- 10 Tony Romo, 2003-14
- 8 Danny White, 1976-88

Most Games, Four-or-More Touchdown Passes, Season

- 4 Tony Romo, 2007
- 4 Dak Prescott, 2023
- 3 Don Meredith, 1966
- 3 Dak Prescott, 2021

Most Consecutive Games, Four or More TD Passes

- 2 Tony Romo, @ N.Y. Giants, 11/11/07 and vs. Washington, 11/18/07

Most Consecutive Games, Touchdown Pass

- 38 Tony Romo, 2012-14
- 20 Tony Romo, 2009-11
- 17 Tony Romo, 2006-07

HAD INTERCEPTED**Career**

- 141 Troy Aikman, 1989-2000
- 132 Danny White, 1976-88
- 117 Tony Romo, 2003-16

Season

- 25 Eddie LeBaron, 1960
- 25 Danny White, 1980
- 23 Danny White, 1983

Game

- 5 Eddie LeBaron, vs. Philadelphia, 9/30/60
- 5 Eddie LeBaron, vs. St. Louis, 11/5/61
- 5 Danny White, @ N.Y. Giants, 11/9/80
- 5 Steve Pelluer, vs. Raiders, 11/9/86
- 5 Troy Aikman, @ N.Y. Giants, 10/15/00
- 5 Tony Romo, @ Buffalo, 10/8/07
- 5 Tony Romo, vs. Chicago, 10/1/12

Game, Opponent

- 6 Pete Liske, @ Philadelphia, 9/26/71
- 5 Five times, last by Dan Marino, vs. Miami, 11/25/99

Most Consecutive Passes Attempted, None Intercepted

- 291 Dak Prescott, 2019-20
- 216 Troy Aikman, 1999
- 198 Dak Prescott, 2023

Most Attempts, No Interceptions, Game

- 57 Troy Aikman, vs. Minnesota, 11/26/98
- 55 Tony Romo, @ N.Y. Giants, 12/16/09
- 51 Dak Prescott, vs. Baltimore, 9/22/24

Most Attempts, No Interceptions, Game, Opponent

- 56 Warren Moon, @ Houston, 11/10/91
- 55 Jeff Garcia, vs. San Francisco, 12/8/02
- 53 Drew Brees, vs. New Orleans, 12/23/12
- 53 Kirk Cousins, vs. Washington, 11/24/16

LOWEST PERCENTAGE PASSES INTERCEPTED**Career (1,500 att.)**

- 1.97 Dak Prescott, 2016-24 (4,159-82)
- 2.70 Tony Romo, 2003-16 (4,335-117)
- 2.99 Troy Aikman, 1989-2000 (4,715-141)

Season (Qualifiers)

- 0.87 Dak Prescott, 2016 (459-4)
- 1.50 Dak Prescott, 2023 (590-9)
- 1.52 Dak Prescott, 2018 (526-8)

Season, Rookie (Qualifiers)

- 0.87 Dak Prescott, 2016 (459-4)
- 3.20 Chad Hutchinson, 2002 (250-8)
- 6.14 Troy Aikman, 1989 (293-18)

TIMES SACKED**Career**

- 311 Roger Staubach, 1969-79
- 259 Troy Aikman, 1989-2000
- 256 Dak Prescott, 2016-24

Season

- 58 Don Meredith, 1964
- 56 Dak Prescott, 2018
- 49 Drew Bledsoe, 2005

Game

- 11 Steve Pelluer, @ San Deigo, 11/16/86
- 11 Troy Aikman, vs. Philadelphia, 9/15/91
- 9 Craig Morton, @ Green Bay, 10/24/65

Game, Opponent

- 12 Warren Moon, @ Houston, 9/29/85
- 11 Greg Landry, vs. Detroit, 10/6/75
- 11 David Norrie, @ N.Y. Jets, 10/4/87

Highest Attempts/Sack Ratio, Career (1,500 att.)

- 19.2 Troy Aikman, 1989-2000 (4,974-259)
- 17.5 Tony Romo, 2003-16 (4,335-248)
- 16.2 Dak Prescott, 2016-24 (4,159-256)

Highest Attempts/Sack Ratio, Season (Qualifiers)

- 36.0 Troy Aikman, 1998 (324-9)
- 31.9 Troy Aikman, 1995 (446-14)
- 26.8 Troy Aikman, 1996 (483-18)

PASS RECEIVING**RECEPTIONS****Most Seasons Leading Team**

- 8 Michael Irvin, 1991-98
- 8 Jason Witten, 2004, 2007-12, 2015
- 5 Tony Hill, 1979-82, 1985

Most Consecutive Seasons Leading Team

- 8 Michael Irvin, 1991-98
- 6 Jason Witten, 2007-12
- 4 Drew Pearson, 1974-77
- 4 CeeDee Lamb, 2021-24

Most Consecutive Games Leading or Tied Team Lead

- 8 Michael Irvin, 1991-92
- 8 Raghib Ismail, 1999
- 7 Raghib Ismail, 2001

Career

- 1,215 Jason Witten, 2003-17, 2019
- 750 Michael Irvin, 1988-99
- 531 Dez Bryant, 2010-17

Season

- 135 CeeDee Lamb, 2023
- 111 Michael Irvin, 1995
- 110 Jason Witten, 2012

Season, Rookie

- 74 CeeDee Lamb, 2020
- 46 Bob Hayes, 1965
- 45 Dez Bryant, 2010

Game

- 18 Jason Witten, vs. N.Y. Giants, 10/28/12
- 15 Jason Witten, @ Detroit, 12/9/07
- 14 Jason Witten, @ N.Y. Giants, 12/6/09

Game, Rookie

- 9 Dez Bryant, @ Green Bay, 11/7/10
- 8 Bob Hayes, vs. Philadelphia, 10/10/65
- 8 Jason Witten, vs. Miami, 11/27/03
- 8 Dez Bryant, @ Washington, 9/12/10
- 8 CeeDee Lamb, vs. N.Y. Giants, 10/11/20

Game, Opponent

- 14 Eight times, last Ja'Marr Chase, vs. Cincinnati, 12/9/24

Most Consecutive Games, Pass Reception

- 130 Jason Witten, 2008-16
- 117 Michael Irvin, 1990-98
- 85 Dez Bryant, 2010-16

Most Seasons 50 or More Pass Receptions

- 15 Jason Witten, 2004-17, 2019
- 8 Michael Irvin, 1991-98
- 6 Dez Bryant, 2011-14, 2016-17

YARDS**Most Seasons Leading Team**

- 8 Tony Hill, 1978-85
- 8 Michael Irvin, 1991-98
- 5 Bob Hayes, 1965-67, 1970-71

Most Consecutive Seasons Leading Team

- 8 Tony Hill, 1978-85
- 8 Michael Irvin, 1991-98
- 4 Frank Clarke, 1961-64
- 4 Drew Pearson, 1974-77
- 4 CeeDee Lamb, 2021-24

Career

- 12,977 Jason Witten, 2003-17, 2019
- 11,904 Michael Irvin, 1988-99
- 7,988 Tony Hill, 1977-86

Season

- 1,749 CeeDee Lamb, 2023
- 1,603 Michael Irvin, 1995
- 1,523 Michael Irvin, 1991

Season, Rookie

- 1,003 Bob Hayes, 1965
- 935 CeeDee Lamb, 2020
- 744 Mike Sherrard, 1986

Game

- 250 Miles Austin, @ Kansas City, 10/11/09
- 246 Bob Hayes, @ Washington, 11/13/66
- 241 Frank Clarke, vs. Washington, 9/16/62

Game, Rookie

- 203 James Dixon, @ Phoenix, 11/12/89
- 177 Bob Hayes, vs. Philadelphia, 10/10/65
- 170 Antonio Bryant, @ Washington, 12/29/02

Game, Opponent

- 329 Calvin Johnson, @ Detroit, 10/27/13
- 238 Harold Jackson, @ LA Rams, 10/14/73
- 210 DeSean Jackson, vs. Philadelphia, 12/12/10

Longest Pass Reception (All TDs except as noted)

- 95 Bob Hayes (from Meredith), vs. Washington, 11/13/66
- 92 CeeDee Lamb (from Prescott), vs. Detroit, 12/30/23
- 91 Tony Dorsett (from Staubach), vs. Balt., 9/4/78

Longest Pass Reception, Opponent (All TDs)

- 94 Rich Houston (from Norm Snead), @ N.Y. Giants, 9/24/72
- 92 Robby Anderson (Sam Donald), @ N.Y. Jets, 10/13/19
- 91 DeSean Jackson (from Michael Vick), vs. Philadelphia, 12/12/10

Most Seasons 1,000-or-More Yards Receiving

- 7 Michael Irvin, 1991-95, 1997-98
- 4 Jason Witten, 2007, 2009-10, 2012
- 4 CeeDee Lamb, 2021-24

Most Games, 100-or-More Yards Receiving, Career

- 47 Michael Irvin, 1988-99
- 26 Tony Hill, 1977-86
- 22 Bob Hayes, 1965-74

Most Games, 100-or-More Yards Receiving, Season

- 11 Michael Irvin, 1995
- 8 CeeDee Lamb, 2023
- 7 Michael Irvin, 1991

Most Consecutive Games, 100-or-More Yards Receiving

- 7 Michael Irvin, 1995
- 4 Terrell Owens, 2007
- 4 CeeDee Lamb, 2023

AVERAGE GAIN

Career (200 receptions)

- 20.0 Bob Hayes, 1965-74 (365-7,295)
- 18.6 Frank Clarke, 1960-67 (281-5,214)
- 16.7 Tony Hill, 1977-86 (479-7,988)

Season (Qualifiers)

- 26.1 Bob Hayes, 1970 (34-889)
- 24.9 Alvin Harper, 1994 (33-821)
- 24.0 Bob Hayes, 1971 (35-840)

Game (3 receptions)

- 45.3 Alvin Harper, @ San Fran., 11/13/94 (3-136)
- 44.3 Tony Hill, @ Washington, 9/5/83 (3-133)
- 42.0 Frank Clarke, @ N.Y. Giants, 10/20/63 (4-168)

TOUCHDOWNS

Career

- 73 Dez Bryant, 2010-17
- 72 Jason Witten, 2003-17, 2019
- 71 Bob Hayes, 1965-74

Season

- 16 Dez Bryant, 2014
- 15 Terrell Owens, 2007
- 14 Frank Clarke, 1962

Season, Rookie

- 12 Bob Hayes, 1965
- 6 Antonio Bryant, 2002
- 6 Dez Bryant, 2010
- 5 Five times, last CeeDee Lamb, 2020

Game

- 4 Bob Hayes, vs. Houston, 12/20/70
- 4 Terrell Owens, vs. Washington, 11/18/07
- 3 16 times, last by Michael Gallup, vs. Washington 12/29/19

Game, Opponent

- 4 Harold Jackson, @ LA Rams, 10/14/73
- 4 Sterling Sharpe, vs. Green Bay, 11/24/94

Most Consecutive Games, Touchdown

- 7 Frank Clarke, 1961-62
- 7 Bob Hayes, 1965-66
- 7 Terrell Owens, 2007
- 7 Dez Bryant, 2012
- 6 Frank Clarke, 1963
- 6 Bob Hayes, 1966-67
- 6 Michael Irvin, 1995

RUSHING-RECEIVING

Most Seasons Leading Team

- 13 Emmitt Smith, 1990-2002
- 9 Tony Dorsett, 1977-85
- 6 Ezekiel Elliott, 2016-21

Most Consecutive Seasons Leading Team

- 13 Emmitt Smith, 1990-2002
- 9 Tony Dorsett, 1977-85
- 6 Ezekiel Elliott, 2016-21

ATTEMPTS

Career

- 4,538 Emmitt Smith, 1990-2002 (ru-4,052, re-486)
- 3,137 Tony Dorsett, 1977-87 (ru-2,755, re-382)
- 2,272 Ezekiel Elliott, 2016-22, 2024 (ru-1,955, re-317)

Season

- 449 DeMarco Murray, 2014 (ru-392, re-57)
- 439 Emmitt Smith, 1995 (ru-377, re-62)
- 432 Emmitt Smith, 1992 (ru-373, re-59)

Season, Rookie

- 354 Ezekiel Elliott, 2016 (ru-322, re-32)
- 265 Emmitt Smith, 1990 (ru-241, re-24)
- 237 Tony Dorsett, 1977 (ru-208, re-29)

Game

- 42 Emmitt Smith, @ N.Y. Giants, 1/2/94 (ru-32, re-10)
- 41 DeMarco Murray, @ Chicago, 12/4/14 (ru-32, re-9)
- 40 Ezekiel Elliott, vs. Philadelphia 12/9/18 (ru-28, re-12)

YARDS

Career

- 20,174 Emmitt Smith, 1990-2002 (ru-17,162, re-3,012)
- 15,468 Tony Dorsett, 1977-87 (ru-12,036, re-3,432)
- 12,977 Jason Witten, 2003-17, 2019 (re-12,977)

Season

- 2,261 DeMarco Murray, 2014 (ru-1,845, re-416)
- 2,148 Emmitt Smith, 1995 (ru-1,773, re-375)
- 2,048 Emmitt Smith, 1992 (ru-1,713, re-335)

Season, Rookie

- 1,994 Ezekiel Elliott, 2016 (ru-1,631, re-363)
- 1,280 Tony Dorsett, 1977 (ru-1,007, re-273)
- 1,174 Calvin Hill, 1969 (ru-942, re-232)

Game

- 292 Herschel Walker, vs. Philadelphia, 12/14/86 (ru-122, re-170)
- 254 Tony Dorsett, vs. Baltimore, 9/4/78 (ru-147, re-107)
- 253 DeMarco Murray, vs. St. Louis, 10/23/11 (ru-253)

PUNTING

PUNTS

Career

- 612 Danny White, 1976-88
- 591 Mike Saxon, 1985-92
- 494 Mat McBriar, 2004-11

Season

- 94 Toby Gowin, 2003
- 86 Mike Saxon, 1986
- 86 Toby Gowin, 1997

Season, Rookie

- 86 Toby Gowin, 1997
- 81 Mike Saxon, 1985
- 68 Mitch Hoopes, 1975

Game

- 11 Danny White, vs. Philadelphia, 9/23/84
- 10 Nine times, last by Bryan Anger, @ Washington 1/8/23

Game, Opponent

- 11 Danny Villanueva, @ Rams, 9/30/62
- 11 John James, @ Atlanta, 9/15/74
- 11 Marv Bateman, vs. Buffalo, 11/15/76
- 11 Rich Camarillo, vs. New England, 11/22/84

Longest Punt

- 84 Ron Widby, @ New Orleans, 11/3/68
- 83 Bryan Anger, vs. Chicago, 10/30/22
- 75 Billy Lothridge, vs. N.Y. Giants, 10/11/64
- 75 Sam Baker, vs. Rams, 9/30/62
- 75 Mat McBriar, vs. Houston, 10/15/06

Longest Punt, Opponent

- 81 Tom McNeill, @ New Orleans, 9/28/69
- 80 Randall Cunningham, vs. Phila., 10/16/94
- 78 Jerry Norton, vs. St. Louis, 11/5/61
- 78 Bill Van Heusen, @ Denver, 12/2/73

AVERAGE GROSS YARDS**Career (250 punts)**

- 45.3 Mat McBriar, 2004-11 (461-21,038)
- 44.5 Chris Jones, 2011-20 (483-21,475))
- 41.9 John Jett, 1993-96 (253-10,593)

Season (Qualifiers)

- 51.4 Bryan Anger, 2023 (44-2,262)
- 48.5 Bryan Anger, 2024 (62-3,005)
- 48.4 Bryan Anger, 2022 (68-3,291)

Season, Rookie (Qualifiers)

- 42.8 Micah Knorr, 2000 (58-2,485)
- 41.9 Mike Saxon, 1985 (81-3,396)
- 41.8 John Jett, 1993 (56-2,342)

Game (4 punts)

- 56.8 Mat McBriar, vs. Houston, 10/15/06 (4-227)
- 55.3 Toby Gowin, vs. Chicago, 9/28/97 (6-332)
- 55.3 Chris Jones, at San Francisco, 10/2/16 (4-221)

Game, Opponent (4 punts)

- 57.8 Dustin Colquitt, vs. Atlanta, 11/14/21 (4-231)
- 56.8 Tress Way, vs. Washington, 12/29/19 (4-227)
- 55.8 Johnny Hekker, vs. LA Rams, 12/15/19 (5-279)

AVERAGE NET YARDS**Career (250 punts)**

- 40.1 Chris Jones, 2011-20 (483-19,522)
- 38.1 Mat McBriar, 2004-11 (494-18,954)
- 36.1 John Jett, 1993-96 (253-9,141)

Season (Qualifiers)

- 44.9 Bryan Anger, 2023 (44-1975)
- 44.6 Bryan Anger, 2021 (65-2,900)
- 42.8 Bryan Anger, 2022 (68-2,913)

Season, Rookie (Qualifiers)

- 38.1 Billy Lothridge, 1964 (62-2,361)
- 37.7 John Jett, 1993 (56-2,113)
- 36.2 Marv Bateman, 1972 (51-1,848)

Game (4 punts)

- 51.0 Bryan Anger, vs. Philadelphia, 9/27/21 (4-204)
- 50.6 Ron Widby, @ New Orleans, 11/3/68 (5-253)
- 50.5 Mat McBriar, vs. Minnesota, 10/21/07 (4-202)

Game, Opponent (4 punts)

- 51.8 Johnny Hekker, vs. LA Rams, 12/15/19 (5-259)
- 51.6 Steve Weatherford, @ N.Y. Giants, 11/24/13 (5-273)
- 51.0 Pat Studstill, vs. Rams, 11/25/71 (4-204)

HAD BLOCKED**Career**

- 5 Danny White, 1976-88
- 4 Mike Saxon, 1985-92
- 4 Chris Jones, 2011-20
- 3 Micah Knorr, 2000-02
- 3 Mat McBriar, 2004-11

Season

- 3 Micah Knorr, 2001
- 2 Marv Bateman, 1973
- 2 Danny White, 1976
- 2 Mike Saxon, 1989

Most Consecutive Punts, None Blocked

- 341 Danny White, 1978-83
- 299 Mat McBriar, 2004-08
- 253 John Jett, 1993-96

INSIDE 20**Career**

- 187 Chris Jones, 2011-20
- 175 Mat McBriar, 2004-11
- 166 Mike Saxon, 1985-92

Season

- 38 Mat McBriar, 2009
- 34 Chris Jones, 2017
- 31 Toby Gowin, 1998

Game

- 6 Chris Jones, @ Philadelphia, 10/20/13
- 5 Eight times, last by Mat McBriar, vs. Philadelphia 12/24/11

Fewest Touchbacks in a Season (Qualifiers)

- 1 Chris Jones, 2015
- 2 Danny White, 1982
- 2 Chris Jones, 2014, 2018, 2019
- 2 Bryan Anger, 2023

PUNT RETURNS**Most Seasons Leading Team**

- 5 Bob Hayes, 1966-70
- 5 Kelvin Martin, 1987-88, 1991-92, 1996
- 3 Butch Johnson, 1976-78
- 3 Kevin Williams, 1993-95
- 3 Deion Sanders, 1997-99
- 3 Patrick Crayton, 2005, 2007, 2009
- 3 Dwayne Harris, 2012-14
- 3 KaVontae Turpin, 2022-24

Most Consecutive Seasons Leading Team

- 5 Bob Hayes, 1966-70
- 3 Butch Johnson, 1976-78
- 3 Kevin Williams, 1993-95
- 3 Deion Sanders, 1997-99
- 3 Dwayne Harris, 2012-14
- 3 KaVontae Turpin, 2022-24

RETURNS**Career**

- 179 Kelvin Martin, 1987-92, 1996
- 146 Butch Johnson, 1976-83
- 111 Patrick Crayton, 2004-09

Season

- 54 James Jones, 1980
- 54 Gary Allen, 1984
- 51 Butch Johnson, 1978

Season, Rookie

- 54 James Jones, 1980
- 45 Butch Johnson, 1976
- 36 Kevin Williams, 1993

Game

- 9 Butch Johnson, vs. Buffalo, 11/15/76
- 8 Ron Fellows, vs. Cleveland, 11/25/82
- 8 Dedic Ward, @ Washington, 9/27/04

Game, Opponent

- 8 Phil McConkey, vs. N.Y. Giants, 11/4/84
- 7 Phillip Epps, vs. Green Bay, 9/23/84
- 7 Irving Fryar, vs. New England, 11/22/84
- 7 Vai Sikahema, @ St. Louis, 9/13/87
- 7 Dax Milne, @ Washington, 1/8/23

Career

- 69 Patrick Crayton, 2004-09
- 67 KaVontae Turpin, 2022-24
- 61 Kelvin Martin, 1987-92, 1996

Season

- 26 KaVontae Turpin, 2022
- 23 Patrick Crayton, 2009
- 22 KaVontae Turpin, 2023

Game

- 5 Patrick Crayton, @ Washington, 12/27/09
- 4 10 times, last KaVontae Turpin, @ Carolina, 11/19/23

Game, Opponent

- 5 Amani Toomer, N.Y. Giants, 9/8/96
- 5 Jimmy Williams, @ Seattle, 10/23/05
- 5 Chad Hall, vs. Philadelphia, 12/24/11
- 5 Damaris Johnson, @ Philadelphia, 10/20/13

YARDS GAINED**Career**

- 1,803 Kelvin Martin, 1987-92, 1996
- 1,313 Butch Johnson, 1976-83
- 1,184 Deion Sanders, 1995-99

Season

- 548 James Jones, 1980
- 532 Kelvin Martin, 1992
- 489 Butch Johnson, 1976

Season, Rookie

548	James Jones, 1980
489	Butch Johnson, 1976
418	Mel Renfro, 1964

Game

124	Kelvin Martin, @ Philadelphia, 12/15/91
122	Bob Hayes, vs. Pittsburgh, 12/8/68
117	Mel Renfro, vs. Green Bay, 11/29/64
117	Butch Johnson, vs. Buffalo, 11/15/76

Game, Opponent

139	Darrien Gordon, @ Atlanta, 11/11/01
123	Tiki Barber, @ N.Y. Giants, 10/18/99
111	Dante Hall, vs. St. Louis, 9/30/07

Longest Punt Return (All TDs)

98	Dennis Morgan, vs. St. Louis, 10/13/74
97	Bryan McCann, vs. Detroit, 11/21/10
93	Dez Bryant, vs. N.Y. Giants, 10/25/10

Longest Punt Return/Opponent (All TDs)

98	Terance Mathis, @ N.Y. Jets, 11/4/90
98	Damaris Johnson, vs. Philadelphia, 12/2/12
85	Tiki Barber, @ N.Y. Giants, 10/18/99
85	Dante Hall, vs. St. Louis, 9/30/07

AVERAGE YARDAGE**Career (75 returns)**

13.3	Deion Sanders, 1995-99 (89-1,184)
11.1	Bob Hayes, 1965-74 (104-1,158)
11.1	Dwayne Harris, 2011-14 (87-965)

Season (Qualifiers)

20.8	Bob Hayes, 1968 (15-312)
16.1	Dwayne Harris, 2012 (22-354)
15.6	Deion Sanders, 1998 (24-375)

Season, Rookie (Qualifiers)

15.1	Dennis Morgan, 1974 (19-287)
13.1	Mel Renfro, 1964 (32-418)
13.4	Reggie Swinton, 2001 (31-414)

Game (3 returns)

40.7	Bob Hayes, vs. Pittsburgh, 12/8/68 (3-122)
32.0	Kevin Williams, vs. Wash., 11/20/94 (3-96)
29.3	Mel Renfro, vs. Green Bay, 11/29/64 (4-117)

Game, Opponent (3 returns)

46.3	Darrien Gordon, @ Atlanta, 11/11/01 (3-139)
32.3	Brandon Banks, @ Washington, 11/20/11 (3-97)
31.7	Domenik Hixon, @ N.Y. Giants, 12/6/09

TOUCHDOWNS**Career**

4	Deion Sanders, 1995-99
3	Bob Hayes, 1965-74
3	Kelvin Martin, 1987-92, 1996
3	Kevin Williams, 1993-96

Season

2	Bob Hayes, 1968
2	Kelvin Martin, 1992
2	Kevin Williams, 1993
2	Deion Sanders, 1998
2	Wane McGarity, 2000
2	Patrick Crayton, 2009
2	Dez Bryant, 2010

Game

1	Many times, last by KaVontae Turpin, @ Cleveland 9/8/24
---	---

KICKOFF RETURNS**Most Seasons Leading Team**

3	Mel Renfro, 1964-66
3	Butch Johnson, 1976-78
3	Kevin Williams, 1993-95
3	Patrick Crayton, 2006-08
3	Dwayne Harris, 2011, 2013-14
3	Tony Pollard, 2019-21
3	KaVontae Turpin, 2022-24

Most Consecutive Seasons Leading Team

3	Mel Renfro, 1964-66
3	Butch Johnson, 1976-78
3	Kevin Williams, 1993-95
3	Patrick Crayton, 2006-08
3	Tony Pollard, 2019-21
3	KaVontae Turpin, 2022-24

RETURNS**Career**

144	Kevin Williams, 1993-96
101	James Dixon, 1989-91
98	Tyson Thompson, 2005-07

Season

57	Tyson Thompson, 2005
56	Reggie Swinton, 2001
51	Jason Tucker, 2000

Season, Rookie

57	Tyson Thompson, 2005
47	James Dixon, 1989
40	Mel Renfro, 1964

Game

8	Mel Renfro, vs. Green Bay, 11/29/64
8	Woody Dantzler, @ N.Y. Giants, 12/15/02
7	Robert Lavette, @ N.Y. Giants, 10/6/85
7	Reggie Swinton, vs. Philadelphia, 11/18/01

Game, Opponent

8	Mel Gray, @ Detroit, 11/8/92
8	Brian Mitchell, @ N.Y. Giants, 9/15/03
7	12 times, last by Correll Buckhalter, vs. @ Philadelphia, 11/4/07

YARDS**Career**

3,416	Kevin Williams, 1993-96
2,416	Tyson Thompson, 2005-07
2,315	James Dixon, 1989-91

Season

1,399	Tyson Thompson, 2005
1,327	Reggie Swinton, 2001
1,181	James Dixon, 1989

Season, Rookie

1,399	Tyson Thompson, 2005
1,181	James Dixon, 1989
1,017	Mel Renfro, 1964

Game

247	Felix Jones, vs. Philadelphia, 9/15/08
213	Reggie Swinton, @ Philadelphia, 9/22/02
205	Jason Tucker, @ N.Y. Giants, 10/15/00

Game, Opponent

247	Tim Brown, @ Philadelphia, 11/6/66
194	Brian Mitchell, @ N.Y. Giants, 9/15/03
193	Ahmad Bradshaw, vs. N.Y. Giants, 9/9/07

Longest Kickoff Return (All TDs)

102	Alexander Wright, vs. Atlanta, 12/22/91
101	Amos Marsh, vs. Philadelphia, 10/14/62
101	Ike Thomas, vs. N.Y. Jets, 12/4/71

Longest Kickoff Return, Opponent (All TDs)

108	Roy Green, St. Louis, 10/21/79
108	Jacoby Jones, @ Baltimore, 10/14/12
103	Terrence McGee, @ Buffalo, 10/8/07

AVERAGE YARDAGE**Career (75 returns)**

26.5	Dwayne Harris, 2011-14 (77-2,040)
26.4	Mel Renfro, 1964-77 (85-2,246)
25.3	Herschel Walker, 1986-89, 1996-97 (77-1,946)

Season (Qualifiers)

33.5	KaVontae Turpin, 2024 (27-904)
30.6	Dwayne Harris, 2013 (28-857)
30.0	Mel Renfro, 1965 (21-630)

Season, Rookie (Qualifiers)

27.9	Jason Tucker, 1999 (22-613)
26.5	Bob Hayes, 1965 (17-450)
25.7	Amos Marsh, 1961 (26-667)

Game (3 returns)

48.5	KaVontae Turpin, vs. Detroit, 10/13/24 (4-194)
48.0	Mark Washington, @ Washington, 11/22/70 (3-144)
44.8	KaVontae Turpin, @ Washington, 11/24/24 (4-179)

Game, Opponent (3 returns)

53.0	Jacoby Jones, @ Baltimore, 10/14/12 (3-159)
49.7	Dwayne Harris, @ N.Y. Giants, 10/25/15 (3-149)
49.4	Timmy Brown, @ Philadelphia, 11/6/66 (5-247)

TOUCHDOWNS

Career	2 Mel Renfro, 1964-77
	2 Ike Thomas, 1971
	2 Alexander Wright, 1990-91

Season	2 Ike Thomas, 1971
---------------	--------------------

Game	1 Many times, last by KaVontae Turpin, @ Washington, 11/24/24
-------------	---

Game, Opponent	2 Tim Brown, @ Philadelphia, 11/6/66
-----------------------	--------------------------------------

COMBINED KICK RETURNS

MOST RETURNS

Career	239 Kevin Williams, 1993-96 (p-95, k-144)
	230 Kelvin Martin, 1987-92, 1996 (p-179, k-51)
	225 Butch Johnson, 1976-83 (p-146, k-79)

Season	87 Gary Allen, 1984 (p-54, k-33)
	87 Reggie Swinton, 2001 (p-31, k-56)
	86 James Jones, 1980 (p-54, k-32)

Game	12 Mel Renfro, vs. G.B., 11/29/64 (p-4, k-8)
	11 Butch Johnson, vs. Buff., 11/15/76 (p-9, k-2)
	11 Reggie Swinton, vs. Denver, 11/22/01 (p-5, k-6)

Game, Opponent	12 Larry Jones, vs. Wash., 12/13/75 (p-6, k-6)
	10 Phil McConkey, vs. N.Y. Giants, 11/4/84 (p-8, k-2)
	10 Stump Mitchell, @ St. Louis, 9/11/83 (p-5, k-5)
	10 Brian Mitchell, vs. Wash., 11/20/94 (p-5, k-5)
	10 Reggie Swinton, vs. Arizona, 10/30/05 (p-3, k-7)

YARDS GAINED

Career	4,329 Kevin Williams, 1993-96 (p-913, k-3,416)
	3,145 Butch Johnson, 1976-83 (p-1,313, k-1,832)
	3,088 Mel Renfro, 1964-77 (p-842, k-2,246)

Season	1,741 Reggie Swinton, 2001 (p-414, k-1,327)
	1,497 Kevin Williams, 1994 (p-349, k-1,148)
	1,435 Mel Renfro, 1964 (p-418, k-1,017)

Game	273 Mel Renfro, vs. G.B., 11/29/64 (p-117, k-156)
	247 Felix Jones, vs. Philadelphia, 9/15/08 (k-247)
	224 Reggie Swinton, vs. Denver, 11/22/01 (p-100, k-124)

Game, Opponent	247 Tim Brown, @ Philadelphia, 11/6/66 (k-247)
	213 Stump Mitchell, St. Louis, 9/11/83 (p-53, k-160)
	212 Brian Mitchell, vs. Wash., 11/20/94 (p-32, k-180)

TOUCHDOWNS

Career	4 Kevin Williams, 1993-94 (p-3, k-1)
	4 Deion Sanders, 1995-99 (p-4)
	3 Bob Hayes, 1965-74 (p-3)
	3 Mel Renfro, 1964-77 (p-1, k-2)
	3 Kelvin Martin, 1987-92 (p-3)

Season	2 Bob Hayes, 1968 (p-2)
	2 Ike Thomas, 1971 (k-2)
	2 Kelvin Martin, 1992 (p-2)
	2 Kevin Williams, 1993 (p-2)
	2 Kevin Williams, 1994 (p-1, k-1)
	2 Deion Sanders, 1998 (p-2)
	2 Wane McGarity, 2000 (p-2)
	2 Patrick Crayton, 2009 (p-2)
	2 Dez Bryant, 2010 (p-2)
	2 KaVontae Turpin, 2024 (p-1, k-1)

Game	1 Many times, last by KaVontae Turpin, at Washington, 11/24/24
-------------	--

Game, Opponent	2 Tim Brown, @ Philadelphia, 11/6/66 (k-2)
-----------------------	--

COMBINED NET YARDS

(Rushing, receiving, interception returns, kickoff returns, punt returns and fumble returns)

Most Seasons Leading Team	10 Emmitt Smith, 1990-96, 1998-2000
	9 Tony Dorsett, 1977-85
	4 Herschel Walker, 1986-88, 1997
	4 Ezekiel Elliott, 2016-2019

Most Consecutive Seasons Leading Team	9 Tony Dorsett, 1977-85
	7 Emmitt Smith, 1990-96
	4 Ezekiel Elliott, 2016-19

ATTEMPTS

Career	4,538 Emmitt Smith, 1990-2002
	3,153 Tony Dorsett, 1977-87
	2,186 Ezekiel Elliott, 2016-22, 2024

Season	449 DeMarco Murray, 2014
	439 Emmitt Smith, 1995
	433 Emmitt Smith, 1992

Game	42 Emmitt Smith, @ N.Y. Giants, 1/2/94 (ru-32, re-10)
	41 DeMarco Murray, @ Chicago, 12/4/14 (ru-32, re-9)
	40 Ezekiel Elliott, vs. Philadelphia, 12/9/18 (ru-28, re-12)

YARDS

Career	20,174 Emmitt Smith, 1990-2002
	15,501 Tony Dorsett, 1977-87
	12,977 Jason Witten, 2003-17, 2019

Season	2,261 DeMarco Murray, 2014
	2,148 Emmitt Smith, 1995
	2,048 Emmitt Smith, 1992

Season, Rookie	1,994 Ezekiel Elliott, 2016
	1,688 James Dixon, 1989
	1,598 Bob Hayes, 1965

Game	331 Jason Tucker, @ New Orleans, 12/24/99
	307 Kevin Williams, @ Arizona, 12/25/95
	292 Herschel Walker, vs. Philadelphia, 12/14/86

INTERCEPTIONS

Most Seasons Leading Team	5 Everson Walls, 1981-82, 1985, 1987-88
	5 Terence Newman, 2003-04, 2008, 2010, 2011
	4 Cornell Green, 1963, 1965-67

Most Consecutive Seasons Leading Team	3 Don Bishop, 1960-62
	3 Cornell Green, 1965-67

Career	52 Mel Renfro, 1964-77
	44 Everson Walls, 1981-89
	41 Charlie Waters, 1970-78, 1980-81

Season	11 Everson Walls, 1981
	11 Trevon Diggs, 2021
	10 Mel Renfro, 1969

Season, Rookie	11 Everson Walls, 1981
	7 Mel Renfro, 1964
	7 Michael Downs, 1981

Game	3 Herb Adderley, @ Philadelphia, 9/26/71
	3 Lee Roy Jordan, vs. Cincinnati, 11/4/73
	3 Dennis Thurman, vs. Philadelphia, 12/13/81
	3 Terence Newman, @ Detroit, 10/19/03

Consecutive Games Intercepted By	6 Trevon Diggs, 2021
	5 Don Bishop, 1961
	4 Charlie Waters, 1972-73
	4 Dennis Thurman, 1985
	4 DaRon Bland, 2023

Game, Opponent

- 3 Eight times, last by Adrian Wilson, @ Arizona, 10/20/02

YARDS GAINED**Career**

- 626 Mel Renfro, 1964-77
- 584 Charlie Waters, 1970-78, 1980-81
- 562 Dennis Thurman, 1978-85

Season

- 211 Cornell Green, 1963
- 209 DaRon Bland, 2023
- 187 Dennis Thurman, 1981

Season, Rookie

- 136 Mike Gaechter, 1962
- 133 Everson Walls, 1981
- 110 Mel Renfro, 1964

Game

- 121 Mike Gaechter, vs. Washington, 11/3/63
- 102 Herb Adderley, @ Philadelphia, 9/26/71
- 101 Bryan McCann, @ N.Y. Giants, 11/14/10

Game, Opponent

- 110 Jim Steffen, @ Washington, 9/29/63
- 103 Aqib Talib, @ Denver, 9/17/17
- 102 Erich Barnes, vs. N.Y. Giants, 10/15/61

Longest Returns (All TDs except as noted)

- 101 Bryan McCann, @ N.Y. Giants, 11/14/10
- 100 Mike Gaechter, vs. Philadelphia, 10/14/62
- 96 Dennis Thurman, @ Washington, 9/6/81 (no TD)

Longest Return, Opponent (All TDs)

- 104 James Willis and Troy Vincent, vs. Phila., 11/3/96
- 103 Aqib Talib @ Denver, 9/17/17
- 102 Erich Barnes, vs. N.Y. Giants, 10/15/61
- 102 Lito Sheppard, vs. Philadelphia, 10/8/06

TOUCHDOWNS**Career**

- 5 DaRon Bland, 2022-23
- 4 Dennis Thurman, 1977-85
- 4 Dexter Coakley, 1997-2002

Season

- 5 DaRon Bland, 2023
- 2 Larry Brown, 1995
- 2 George Teague, 1999
- 2 Dexter Coakley, 2001
- 2 Roy Williams, 2002
- 2 Trevon Diggs, 2021

Game

- 1 Many times, last by DeMarvion Overshown vs. N.Y. Giants, 11/28/24

FUMBLES**OPPONENTS' FUMBLES RECOVERED****Career**

- 19 Ed Jones, 1974-78, 1980-89
- 16 Chuck Howley, 1961-73
- 16 Dave Edwards, 1963-75
- 16 Lee Roy Jordan, 1963-76
- 16 Cliff Harris, 1970-79

Season

- 5 Don Healy, 1961
- 4 Jerry Norton, 1962
- 4 Jethro Pugh, 1967
- 4 Larry Cole, 1971
- 4 Jethro Pugh, 1973
- 4 Dextor Clinkscale, 1983
- 4 Eugene Lockhart, 1985
- 4 Jay Ratliff, 2009

Game

- 2 Many times, last by Kevin Mathis, vs. Carolina, 10/11/98

Longest Fumble Returns (All TDs)

- 98 Greg Ellis, vs. Arizona, 10/3/99
- 97 Chuck Howley, vs. Atlanta, 10/2/66
- 86 Michael Downs, @ Houston, 12/13/82

Longest Fumble Returns, Opponent (All TDs)

- 96 Joe Lavender, @ Philadelphia, 9/23/74
- 96 Joselio Hanson, @ Philadelphia, 12/28/08
- 81 Andy Headen, @ N.Y. Giants, 9/9/84

OPPONENTS' FUMBLE RETURNED FOR TOUCHDOWN**Career**

- 3 Bob Lilly, 1961-74
- 2 Cornell Green, 1962-74
- 2 Benny Barner, 1972-82
- 2 Mike Hegman, 1976-88
- 2 Michael Downs, 1981-88
- 2 Jim Jeffcoat, 1983-94

SACKS**Most Seasons Led Team**

- 8 DeMarcus Ware, 2005-12
- 7 Harvey Martin, 1974-77, 1979-80, 1982
- 6 Greg Ellis, 1999, 2001-05

Most Consecutive Seasons Leading Team

- 8 DeMarcus Ware, 2005-12
- 5 Jethro Pugh, 1968-72
- 5 Greg Ellis, 2001-05

TOTAL SACKS**Career**

- 117.0 DeMarcus Ware, 2005-13
- 114.0 Harvey Martin, 1973-83
- 111.0 Randy White, 1975-88

Season

- 23.0 Harvey Martin, 1977
- 20.0 DeMarcus Ware, 2008
- 19.5 DeMarcus Ware, 2011

Season, Rookie

- 13.0 Micah Parsons, 2021
- 9.0 Willie Townes, 1966
- 9.0 Harvey Martin, 1973

Game

- 5.0 Bob Lilly, @ Pittsburgh, 11/20/66
- 5.0 Jim Jeffcoat, @ Washington, 11/10/85
- 4.0 Nine times, last by DeMarcus Ware, @ Philadelphia, 10/30/11

Game, Rookie

- 3.0 Randy White, @ Detroit, 10/6/75
- 3.0 Randy White, @ New England, 11/16/75
- 3.0 DeMarcus Ware, @ Carolina, 12/24/05
- 2.5 Six times, last by Micah Parsons, vs. Denver, 11/7/21

Game, Opponent

- 6.0 Adrian Clayborn, @ Atlanta, 11/12/17
- 5.0 Leslie O'Neal, @ San Diego, 11/16/86
- 4.5 Jim Katcavage, @ N.Y. Giants, 10/20/63
- 4.5 Clyde Simmons, vs. Philadelphia, 9/15/91

TACKLES**COMBINED TACKLES****Career**

- 1,350 Darren Woodson, 1992-2003
- 1,236 Lee Roy Jordan, 1963-76
- 1,104 Randy White, 1975-88

Season

- 222 Eugene Lockhart, 1989
- 202 Bradie James, 2008
- 181 Bradie James, 2009

Season, Rookie

- 176 Leighton Vander Esch, 2018
- 136 Dexter Coakley, 1997
- 127 Roy Williams, 2002

Game

- 22 Sean Lee, @ N.Y. Giants, 12/11/16
- 21 Lee Roy Jordan, vs. Philadelphia, 9/26/71
- 21 Sean Lee, @ Seattle, 9/16/12
- 21 Sean Lee, @ San Diego, 9/29/13

Game, Rookie

- 19 Leighton Vander Esch, @ Philadelphia, 11/11/18
- 18 Anthony Hitchens, @ St. Louis, 9/21/14
- 18 Leighton Vander Esch, @ Houston, 10/7/18
- 18 Leighton Vander Esch, vs. Tampa Bay, 12/23/18

SOLO TACKLES

Career	
787	Darren Woodson, 1992-2003
743	Lee Roy Jordan, 1963-76
701	Randy White, 1975-88

Season	
154	Eugene Lockhart, 1989
125	Leighton Vander Esch, 2018
120	Sean Lee, 2016

Game	
17	Sean Lee, @ N.Y. Giants, 12/11/16
16	Eugene Lockhart, vs. Phoenix, 10/29/89
15	Dexter Coakley, @ Seattle, 12/16/01
15	Dexter Coakley, @ Arizona, 10/20/02
15	Sean Lee, 5 times, last @ Philadelphia, 12/22/19
15	Leighton Vander Esch, at Philadelphia, 11/11/18

ASSISTED TACKLES

Career	
563	Darren Woodson, 1992-2003
493	Lee Roy Jordan, 1963-76
470	Bradie James, 2003-11

Season	
117	Bradie James, 2008
101	Jerry Tubbs, 1960

Game	
15	Jerry Tubbs, vs. Chicago, 11/27/60
11	Danny McCray, vs. Tampa Bay, 9/23/12

SPECIAL TEAMS TACKLES

Career	
216	Bill Bates, 1983-97
134	Darren Woodson, 1992-2003
97	Keith Davis, 2002, 2004-08

Season	
32	Jim Schwantz, 1996
30	David Lang, 1995
28	Danny McCray, 2010

BLOCKED KICKS

BLOCKS

(Extra points, Field Goals and Punts)

Career	
10	Cornell Green, 1962-74
9	Mike Gaechter, 1962-69
9	Ed Jones, 1974-78, 1980-89

Season	
3	Jethro Pugh, 1965
3	Ed Jones, 1978
3	Michael Downs, 1986
3	Flozell Adams, 2003

Game	
2	Billy Joe DuPree, vs. N.Y. Giants, 10/21/73
2	Leon Lett, vs. Detroit, 9/19/94

Game, Opponent

2	Bob Freeman, vs. Philadelphia, 9/30/60
2	Matt Blair, @ Minnesota, 10/7/79

BLOCKED EXTRA POINTS

Career	
4	Flozell Adams, 1998-2008
2	Cornell Green, 1962-74
2	Mike Gaechter, 1962-69
2	Ed Jones, 1974-78, 1980-89

Season	
3	Flozell Adams, 2003
1	Many times, last by Chauncey Golston, 2024

Game	
1	Many times, last Chauncey Golston, vs. New Orleans, 9/15/24

Game, Opponent

2	Bob Freeman, vs. Philadelphia, 9/30/60
2	Matt Blair, @ Minnesota, 10/7/79

BLOCKED FIELD GOALS

Career	
8	Cornell Green, 1962-74
7	Mike Gaechter, 1962-69
7	Ed Jones, 1974-78, 1980-89

Season	
2	Ten times, last by Leon Lett, 1994
1	Many times, last by Juanyeh Thomas, 2023

Game	
2	Leon Lett, vs. Detroit, 9/19/94
1	Many times, last by Juanyeh Thomas @ N.Y. Giants, 9/10/23

Game, Opponent

1	Many times, last by Quan Martin, @ Washington, 11/24/24
---	---

BLOCKED PUNTS

Career	
4	Issiac Holt, 1989-92
2	Billy Joe DuPree, 1973-83
2	Thomas Henderson, 1975-79
2	Aaron Kyle, 1976-79
2	Charlie Waters, 1970-78, 1980-81
2	Dorance Armstrong, 2021-22

Season	
2	Billy Joe DuPree, 1973
2	Aaron Kyle, 1976
2	Issiac Holt, 1990

Game	
2	Billy Joe DuPree, vs. N.Y. Giants, 10/21/73
1	Many times, last by Peyton Hendershot @ Washington, 1/7/24

Game, Opponent

1	Many times, last by Matt Slater, @ NE, 11/24/19
---	---



Cowboys Team Records

1960 — 12 games; 1961-77 — 14 games; 1978-2020 — 16 games; 2021-24 — 17 games.

NOTE: The 1982 regular season was reduced to nine games and the 1987 season to 15 games due to players' strikes. The (*) marks records that were set in a 17-game season, starting in 2021.

GAMES WON

Most Consecutive Games Won (Including postseason)

- 12 1971-72
- 11 2016
- 10 1993-94

Most Consecutive Games Won (Regular season)

- 11 1968-69
- 11 2016
- 9 1971-72, 1978-79
- 8 1977, 1991-92

Most Games Won, Season (Including postseason)

- 16 1992
- 15 1977, 1993, 1995
- 14 1971, 1978, 1980

Most Games Won, Season (Regular season)

- 13 1992, 2007, 2016
- 12 1968, 1977, 1978, 1980, 1981, 1983, 1993, 1994, 1995, 2014, 2021*, 2022*, 2023*

Most Consecutive Games Won, Season (Including postseason)

- 11 2016
- 10 1971
- 8 1977, 1978, 1993

Most Consecutive Games Won, Season (Regular season)

- 11 2016
- 8 1977
- 7 1971, 1983, 1993, 2007

Most Consecutive Games Won, Start of Season

- 8 1977
- 7 1983
- 6 1968, 1969

Most Consecutive Games Won, End of Season

- 7 1971
- 6 1978
- 5 1968, 1970, 1991, 1993

Most Consecutive Home Games Won (Including postseason)

- 18 1980-81
- 16 2022-23
- 11 1971-72, 1991-92

Most Consecutive Road Games Won (Including postseason)

- 9 2013 (1)-2014 (8)
- 7 1968, 1993-94, 2007
- 6 1966-67, 1975-76, 1978-79, 2016, 2021-22

GAMES LOST

Most Consecutive Games Lost

- 10 1960, 1988
- 9 1988-89

Most Consecutive Games Without Victory

- 12 1960
- 10 1988
- 9 1988-89

Most Games Lost, Season

- 15 1989
- 13 1988
- 12 2015

Most Consecutive Home Games Lost

- 14 1988-89
- 7 2015
- 6 1960

Most Consecutive Home Games Without Victory

- 14 1988-89
- 7 1962-63, 2015

Most Consecutive Away Games Lost

- 9 1962-63, 2000-2001
- 8 1997-98, 1999-2000

Most Consecutive Away Games Without Victory (Including postseason)

- 9 1962-63, 1999-2000, 2000-2001
- 8 1997-98
- 7 1960, 1964-65

SCORING

Most Points, Season

- 530 2021*
- 509 2023*
- 479 1983

Most Points, Opponent, Season

- 473 2020
- 468 2024*
- 436 2010

Fewest Points, Season

- 177 1960
- 204 1989
- 217 2002

Fewest Points, Opponent, Season

- 186 1968
- 194 1976
- 208 1978

Most Points, Game

- 59 vs. Detroit, 9/15/68
- 59 vs. San Francisco, 10/12/80
- 56 vs. Philadelphia, 10/9/66
- 56 vs. Washington, 12/26/21

Most Points, Opponent, Game

- 54 @ Minnesota, 10/18/70
- 52 @ St. Louis, 12/9/62
- 51 vs. Denver, 10/6/13

Most Points, Both Teams, Game

- 99 vs. Denver, 10/6/13 (Denver 51, Dallas 48)
- 87 vs. Cleveland, 10/4/20 (Cleveland 49, Dallas 38)
- 86 @ Buffalo, 9/19/71 (Dallas 49, Buffalo 37)

Fewest Points, Both Teams, Game

- 6 @ Philadelphia, 12/31/17 (Dallas, 6, Phil. 0)
- 8 @ Cleveland, 12/12/70 (Dallas 6, Clev. 2)
- 10 @ Houston, 11/24/74 (Dallas 10, Houston 0)

Most Points Overcome To Win Game

- 21 @ St. Louis (9/21/14)
- 21 vs. New Orleans, 10/21/84 (OT)
- 21 @ Washington, 9/12/99 (OT)
- 20 @ Washington, 9/5/83
- 20 vs. Atlanta, 9/20/20

Most Points, Opponent, Overcome To Win Game

- 24 vs. Detroit, 10/2/11
- 23 vs. Green Bay, 12/15/13
- 21 @ Washington, 11/28/65

Most Points, First Half

- 42 vs. Philadelphia, 10/19/69
- 42 vs. Washington, 12/26/21
- 38 vs. N.Y. Jets, 12/4/71
- 38 vs. San Francisco, 10/12/80

Most Points, Opponent, First Half

- 35 @ Denver, 9/13/98
- 35 vs. Philadelphia, 11/15/04
- 35 vs. New Orleans, 9/15/24
- 34 Three times, last @ Washington, 11/23/86

Most Points, Both Teams, First Half

- 55 vs. Raiders, 10/23/83
- 54 vs. Philadelphia, 9/15/08
- 52 @ N.Y. Giants, 12/16/62
- 52 @ Buffalo, 9/19/71
- 52 @ Denver, 9/13/98

STAFF

PLAYERS

2024 SEASON

TEAM RECORDS

PLAYOFF RECORDS

HISTORY

SIDELINES

Most Points, Second Half/OT

36 vs. Green Bay, 11/24/94
 33 vs. Indianapolis, 12/4/22
 31 Five times, last @ Washington, 11/24/24

Most Points, Opponent, Second Half/OT

38 @ St. Louis, 12/9/62
 35 @ Green Bay, 11/23/97
 33 @ Jacksonville, 12/18/22

Most Points, Both Teams, Second Half/OT

58 vs. St. Louis, 9/28/75 (OT)
 54 @ Washington, 11/24/24
 51 vs. Denver, 10/6/13

Most Points, First Quarter

28 vs. Philadelphia, 10/19/69
 28 vs. N.Y. Jets, 12/4/71
 21 Five times, last vs. Washington, 12/26/21

Most Points, Opponent, First Quarter

22 @ Cincinnati, 12/8/85
 21 Nine times, last vs. Washington, 1/3/16

Most Points, Both Teams, First Quarter

35 vs. Philadelphia, 10/19/69
 35 vs. Atlanta, 12/22/91
 28 vs. St. Louis, 11/23/67
 28 vs. N.Y. Jets, 12/4/71
 28 @ Denver, 9/13/98
 28 @ St. Louis, 10/19/08

Most Points, Second Quarter

29 vs. Atlanta, 11/14/21
 24 Six times, last @ Washington, 10/2/94

Most Points, Opponent, Second Quarter

28 vs. Philadelphia, 11/15/04
 28 @ Green Bay, 11/7/10
 28 vs. Washington, 11/22/12

Most Points, Both Teams, Second Quarter

42 @ N.Y. Giants, 12/16/62
 42 vs. Philadelphia, 11/15/04
 38 vs. Kansas City, 11/10/75
 38 vs. LA Raiders, 10/23/83

Most Points, Third Quarter

24 vs. Chicago, 12/27/92
 21 Eight times, last @ Chicago, 12/4/14

Most Points, Opponent, Third Quarter

24 @ Tennessee, 12/25/00
 22 @ Washington, 9/12/99
 21 Five times, last @ San Francisco, 10/27/24

Most Points, Both Teams, Third Quarter

35 @ Washington, 12/17/61
 35 vs. St. Louis, 9/28/75
 31 vs. New Orleans, 12/10/06

Most Points, Fourth Quarter

33 vs. Indianapolis, 12/4/22
 25 @ Carolina, 10/29/06
 24 vs. Cleveland, 10/4/20
 24 @ Washington, 11/24/24

Most Points, Opponent, Fourth Quarter

24 @ Detroit, 10/27/13
 22 @ Seattle, 12/6/04
 21 Ten times, last vs. Washington, 11/26/20

Most Points, Both Teams, Fourth Quarter

41 @ Detroit, 10/27/13
 41 @ Washington, 11/24/24
 36 @ Seattle, 12/6/04

Most Consecutive Games Scoring

243 2003-18
 218 1970-85
 151 1991-2000

TOUCHDOWNS**Most Touchdowns, Season**

64 2021*
 60 1980
 59 1983

Most Touchdowns, Opponent, Season

57 2020
 55 2024*
 52 1962

Fewest Touchdowns, Season

23 1960
 25 1989
 26 2001, 2002, 2015

Fewest Touchdowns, Opponent, Season

23 1968
 23 1973
 23 1993

Most Touchdowns, Game

8 vs. Philadelphia, 10/9/66
 8 vs. Detroit, 9/15/68
 8 vs. San Francisco, 10/12/80
 8 vs. Washington, 12/26/21
 8 vs. Indianapolis, 12/4/22

Most Touchdowns, Opponent, Game

7 vs. Cleveland, 10/16/60
 7 @ St. Louis, 12/9/62
 7 @ Cincinnati, 12/8/85
 7 vs. Philadelphia, 11/15/04
 7 @ New Orleans, 11/10/13

Most Touchdowns, Both Teams, Game

12 vs. Buffalo, 9/19/71
 12 vs. Denver, 10/6/13
 11 @ San Francisco, 12/12/77
 11 vs. Minnesota, 11/26/87
 11 vs. Cleveland, 10/4/20
 11 vs. Chicago, 10/30/22

Most Consecutive Games Score Touchdown

75 1979-84
 73 1960-65
 72 1965-70

POINT AFTER TOUCHDOWN**Most Points After Touchdowns, Season**

59 1980
 57 1983
 56 1966
 56 2014

Most Point After Touchdowns, Opponent, Season

49 1962
 49 2010
 49 2024*

Most Point After Touchdowns, Game

8 vs. Philadelphia, 10/9/66
 8 vs. Detroit, 9/15/68
 8 vs. San Francisco, 10/12/80
 8 vs. Washington, 12/26/21

Most Point After Touchdowns, Opponent, Game

7 @ St. Louis, 12/9/62
 7 vs. Philadelphia, 11/15/04
 7 @ New Orleans, 11/10/13

Most Consecutive Point After Touchdowns (Kicking)

277 2010-17
 236 2005-10
 191 1996-2003

Most Two Point Conversions, Attempted, Season

10 2021*
 6 2020
 5 1997
 5 2023*

Most Two Point Conversions Attempted, Opponent, Season

8 2020
 7 2021*
 6 2016

Most Two Point Conversions Made, Season

6 2021*
 4 2020
 4 2023*

Most Two Point Conversions Made, Opponent, Season

4 2020
 4 2021*
 3 1999
 3 2017

FIELD GOALS

Most Field Goals Attempted, Season
 47 2024*
 41 2020
 40 2019

Most Field Goals Attempted, Opponent, Season
 44 2008
 40 2022*
 39 1991

Fewest Field Goals Attempted, Season
 13 1960
 17 1980
 19 2002

Fewest Field Goals Attempted, Opp., Season
 12 1976
 15 1977
 17 1992

Most Field Goals Attempted, Game
 8 @ N.Y. Giants, 9/15/03
 7 @ Chicago, 11/24/68
 7 vs. Green Bay, 11/18/96

Most Field Goals Attempted, Opponent, Game
 7 @ Philadelphia, 12/5/65
 7 vs. LA Rams, 10/1/17
 6 vs. San Francisco, 11/20/60
 6 vs. St. Louis, 12/18/71
 6 @ Green Bay, 10/1/72
 6 @ Arizona, 10/13/02
 6 @ Atlanta, 11/4/12

Most Field Goals Attempted, Both Teams, Game
 9 @ Philadelphia, 12/5/65
 9 @ Chicago, 11/24/68
 9 @ N.Y. Giants, 9/15/03
 9 @ Atlanta, 11/4/12

Most Field Goals Made, Season
 40 2024*
 36 2023*
 34 1997
 34 2020

Most Field Goals Made, Opponent, Season
 38 2008
 34 2022*
 30 2015

Fewest Field Goals Made, Season
 6 1960
 9 1963, 1967
 10 1974, 1989

Fewest Field Goals Made, Opponent, Season
 7 1976
 8 1967
 9 1968, 1969
 11 1978

Most Field Goals Made, Game
 7 vs. Green Bay, 11/18/96
 7 @ N.Y. Giants, 9/15/03
 6 vs. Washington, 9/26/11

Most Field Goals Made, Opponent, Game
 7 vs. LA Rams, 10/1/17
 5 Six times, last @ N.Y. Giants, 9/26/24

Most Field Goals Made, Both Teams, Game
 9 vs. Washington, 9/26/11
 8 @ N.Y. Giants, 9/15/03
 8 vs. LA Rams, 10/1/17

Most Consecutive Games Scoring Field Goal
 23 2023-24
 18 1992-93
 17 2012-13
 17 2013-14

SAFETIES

Most Safeties, Season
 3 1981
 2 Many times, last 2003

Most Safeties, Opponent, Season
 2 1960, 1986, 1988, 2002, 2006

Most Safeties, Game
 2 vs. Philadelphia, 11/19/72
 2 vs. Arizona, 10/5/03
 1 Many times, last vs. LA Rams, 10/29/23

FIRST DOWNS

Most First Downs, Season
 390 2021*
 385 2023*
 379 2019

Most First Downs, Opponent, Season
 388 2013
 359 2020
 342 2024*

Most First Downs, Both Teams, Season
 730 2020
 717 2021*
 713 2013

Fewest First Downs, Season
 180 1960
 211 1965
 237 2002

Fewest First Downs, Opponent, Season
 199 1974
 200 1971
 228 2003

Most First Downs, Game
 35 vs. Cleveland, 10/4/20
 33 @ Detroit, 9/15/85
 33 vs. Atlanta, 9/20/20
 33 vs. Seattle, 11/30/23

Most First Downs, Opponent, Game
 40 @ New Orleans, 11/10/13
 34 vs. Denver, 10/6/13
 33 @ Houston, 11/10/91
 33 vs. New Orleans, 12/23/12
 33 @ Chicago, 12/9/13
 33 vs. Cleveland, 10/4/20

Most First Downs, Both Teams, Game
 68 vs. Cleveland, 10/4/20
 58 vs. Denver, 10/6/13
 58 vs. Seattle, 11/30/23

Fewest First Downs, Game
 6 @ Tennessee, 12/25/00
 7 @ N.Y. Giants, 12/16/89
 7 @ Washington, 12/30/07
 8 Nine times, last @ San Francisco, 10/8/23

Fewest First Downs, Opponent, Game
 5 @ Philadelphia, 11/6/66
 5 @ Philadelphia, 9/23/74
 6 Four times, last vs. Philadelphia, 10/9/05

Fewest First Downs, Both Teams, Game
 20 @ Green Bay, 10/24/65
 21 @ Philadelphia, 11/6/66
 21 @ Houston, 11/24/74
 21 @ N.Y. Giants, 12/16/89

Most First Downs, Rushing, Season
 147 1974
 146 1978
 143 1980

Most First Downs, Rushing, Opponent, Season
 142 2020
 141 2024*
 137 2000

Fewest First Downs, Rushing, Season
 57 1960
 70 1982
 76 2012

Fewest First Downs, Rushing, Opp., Season
 52 1969
 59 1971
 68 1992, 2003

Most First Downs, Rushing, Game
 19 @ Baltimore, 12/6/81
 18 vs. Cleveland, 11/25/82
 17 @ Green Bay, 11/12/78
 17 vs. Washington, 11/22/81

Most First Downs, Rushing, Opponent, Game
 20 @ Buffalo, 12/17/23
 17 @ Chicago, 9/30/84
 17 vs. Philadelphia, 9/3/00
 17 @ Washington, 12/30/12

Fewest First Downs, Rushing, Game

0 vs. Philadelphia, 11/1/70
 0 @ Washington, 12/30/07
 0 vs. Minnesota, 11/10/19
 1 Many times, last @ Kansas City, 11/21/21

Fewest First Downs, Rushing, Opponent, Game

0 Eight times, last vs. Indianapolis, 12/21/14
 1 Many times, last vs. Philadelphia, 9/27/21

Most First Downs, Passing, Season

248 2021*
 237 2012
 231 2020

Most First Downs, Passing, Opponent, Season

231 2013
 226 2016
 200 2010

Fewest First Downs, Passing, Season

95 1970
 105 1960
 110 2001

Fewest First Downs, Passing, Opp., Season

94 1977
 97 1960
 127 2003

Most First Downs, Passing, Game

29 vs. Cleveland, 10/4/20
 25 @ New England, 10/17/21
 24 vs. Chicago, 10/1/12

Most First Downs, Passing, Opponent, Game

25 vs. New Orleans, 12/23/12
 22 vs. Washington, 11/18/07
 22 @ Pittsburgh, 11/13/16
 22 @ Tampa Bay, 9/9/21

Fewest First Downs, Passing, Game

1 vs. Tampa Bay, 9/9/01
 2 @ Phoenix, 10/14/90
 2 @ Tennessee, 12/25/00

Fewest First Downs, Passing, Opponent, Game

1 Three times, last @ N.Y. Jets, 12/21/75

Most First Downs, Penalty, Season

44 2005
 43 2023*
 38 2015

Most First Downs, Penalty, Opponent, Season

38 1997
 38 2019
 37 2020
 37 2021*
 37 2023*

Fewest First Downs, Penalty, Season

9 1961, 1962, 1971
 11 1963, 1967
 18 1996, 2008

Fewest First Downs, Penalty, Opp., Season

10 1969
 12 1961
 16 1991

Most First Downs, Penalty, Game

10 vs. Cleveland, 11/18/12
 9 vs. Detroit, 11/20/05
 7 vs. Washington, 12/26/93

Most First Downs, Penalty, Opponent, Game

7 @ N.Y. Jets, 10/4/87
 7 vs. Tampa Bay, 12/23/18
 7 @ Minnesota, 10/31/21
 7 vs. Las Vegas, 11/25/21

NET YARDS GAINED RUSHING AND PASSING**Most Yards Gained, Season**

6,919 2021*
 6,904 2019
 6,390 2009

Most Yards Gained, Opponent, Season

6,645 2013
 6,183 2020
 6,039 2024*

Fewest Yards Gained, Season

3,153 1960
 3,704 1964
 4,081 1990

Fewest Yards Gained, Opponent, Season

3,213 1977
 3,463 1974
 3,933 1992

Most Yards Gained, Game

652 vs. Philadelphia, 10/9/66
 640 vs. N.Y. Giants, 11/12/23
 583 vs. Baltimore, 9/4/78

Most Yards Gained, Opponent, Game

625 @ New Orleans, 11/10/13
 623 @ Detroit, 10/27/13
 583 @ Houston, 11/10/91

Most Yards Gained, Both Teams, Game

1,074 vs. Cleveland, 10/4/20
 1,045 @ Washington, 9/12/99 (OT)
 1,039 vs. Denver, 10/6/13

Fewest Yards Gained, Game

90 vs. Philadelphia, 9/15/91
 95 @ Tennessee, 12/25/00
 100 @ Phoenix, 10/14/90

Fewest Yards Gained, Opponent, Game

62 vs. Seattle, 10/11/92
 63 @ Green Bay, 10/24/65
 80 @ Philadelphia, 11/6/66

Fewest Yards Gained, Both Teams, Game

255 @ Green Bay, 10/24/65
 320 @ Philadelphia, 11/6/66
 333 @ Houston, 11/24/74

Most Consecutive Games, 300 or More Yards

18 2019-20
 17 1975-76
 15 1978-79

Most Consecutive Games, 400 or More Yards

8 2016
 4 Seven times, most recently in 2022

RUSHING**ATTEMPTS****Most Rushing Attempts, Season**

630 1981
 625 1978
 594 1980

Most Rushing Attempts, Opponent, Season

543 1989
 538 2000
 511 1997

Fewest Rushing Attempts, Season

312 1960
 336 2013
 355 1989, 2012

Fewest Rushing Attempts, Opponent, Season

313 1969
 339 1967
 340 2016

Most Rushing Attempts, Game

66 @ Baltimore, 12/6/81
 59 vs. San Francisco, 10/12/80
 58 @ Green Bay, 11/12/78

Most Rushing Attempts, Opponent, Game

53 vs. N.Y. Giants, 11/7/76
 52 vs. N.Y. Giants, 12/17/72
 51 vs. N.Y. Giants, 9/16/90

Fewest Rushing Attempts, Game

9 vs. Minnesota, 11/3/13
 10 @ New Orleans, 9/10/89
 10 @ Philadelphia, 10/30/11
 11 vs. N.Y. Giants, 9/16/90
 11 vs. Washington, 9/28/08
 11 vs. Washington, 11/22/12
 11 vs. New Orleans, 12/23/12

Fewest Rushing Attempts, Opponent, Game

9	vs. Philadelphia, 10/9/05
10	vs. Philadelphia, 1/3/10
10	vs. Indianapolis, 12/21/14
11	@ Atlanta, 12/21/92

YARDS**Most Yards Gained Rushing, Season**

2,783	1978
2,711	1981
2,454	1974

Most Yards Gained Rushing, Opponent, Season

2,636	2000
2,541	2020
2,331	2024*

Fewest Yards Gained Rushing, Season

1,049	1960
1,265	2012
1,409	1989

Fewest Yards Gained Rushing, Opp., Season

1,050	1969
1,094	1967
1,144	1971

Most Yards Gained Rushing, Game

354	@ Baltimore, 12/6/81
313	@ Green Bay, 11/12/78
299	vs. Cleveland, 11/25/82

Most Yards Gained Rushing, Opponent, Game

307	vs. Cleveland, 10/4/20
306	vs. Philadelphia, 9/3/00
294	@ Baltimore, 12/3/20

Most Yards Gained Rushing, Both Teams, Game

510	@ Baltimore, 12/6/81
466	vs. Philadelphia, 10/22/61
450	vs. N.Y. Giants, 10/15/61

Fewest Yards Gained Rushing, Game

1	@ Washington, 12/30/07
8	@ New Orleans, 12/6/98
19	vs. N.Y. Giants, 10/28/12

Fewest Yards Gained Rushing, Opponent, Game

1	vs. Indianapolis, 12/21/14
7	vs. Pittsburgh, 10/30/66
7	@ Philadelphia, 9/20/15
11	@ Cleveland, 9/17/67

AVERAGE GAIN**Highest Average Gain Rushing, Season**

4.82	2009
4.80	2016
4.80	2019

Highest Average Gain Rushing, Opponent, Season

5.04	1960
4.98	2020
4.92	1961

Lowest Average Gain Rushing, Season

3.37	1960
3.45	1996
3.55	1994

Lowest Average Gain Rushing, Opponent, Season

3.22	1974
3.23	1967
3.24	1971

TOUCHDOWNS**Most Touchdowns Rushing, Season**

29	1995
26	1980
26	1994
25	1971

Most Touchdowns, Rushing, Opponent, Season

25	2024*
24	1960
20	2020

Fewest Touchdowns, Rushing, Season

5	2011
6	1960, 1961, 1997, 2024*

Fewest Touchdowns, Rushing, Opp., Season

2	1968
3	1969
5	1973

Most Touchdowns, Rushing, Game

5	@ Philadelphia, 9/29/68
5	@ Buffalo, 9/19/71
5	vs. Phoenix, 12/16/90

Most Touchdowns, Rushing, Opponent, Game

5	Four times, last vs. Philadelphia, 10/10/65
---	---

Most Touchdowns, Rushing, Both Teams, Game

6	Eight times, last vs. Chicago, 10/30/22
---	---

PASSING**ATTEMPTS****Most Passes Attempted, Season**

658	2012
647	2021*
639	2020

Most Passes Attempted, Opponent, Season

632	2016
623	2013
612	2021*

Fewest Passes Attempted, Season

297	1970
321	1973
413	2001

Fewest Passes Attempted, Opponent, Season

293	1960
326	1961
432	1978

Most Passes Attempted, Game

62	@ Detroit, 9/15/85
62	vs. N.Y. Giants, 10/28/12
62	vs. Washington, 11/22/12
58	vs. Cleveland, 10/4/20
58	@ Tampa Bay, 9/9/21

Most Passes Attempted, Opponent, Game

59	vs. Kansas City, 11/20/83
56	@ Houston, 11/10/91
56	@ Arizona, 11/15/98
55	Four times, last vs. Washington, 11/18/07

Most Passes Attempted, Both Teams, Game

108	@ Tampa Bay, 9/9/21
99	@ Philadelphia, 10/23/88
97	@ Seattle, 9/27/20

Fewest Passes Attempted, Game

8	vs. Washington, 12/10/00
11	vs. Atlanta, 10/11/70
11	vs. N.Y. Giants, 10/21/73
12	vs. Philadelphia, 10/14/62

Fewest Passes Attempted, Opponent, Game

10	vs. Washington, 10/3/71
10	vs. Miami, 11/22/73
12	@ Pittsburgh, 11/20/77

Fewest Passes Attempted, Both Teams, Game

28	@ N.Y. Jets, 12/21/75
29	vs. Atlanta, 10/11/70
31	@ N.Y. Giants, 10/10/76

COMPLETIONS**Most Passes Completed, Season**

444	2021*
434	2012
428	2023*

Most Passes Completed, Opponent, Season

425	2016
403	2013
376	2011

Fewest Passes Completed Season

149	1970
163	1960
210	2001

Fewest Passes Completed, Opponent, Season

146	1960
154	1977
202	1978

Most Passes Completed, Game

42	vs. Philadelphia, 12/9/18
42	@ Tampa Bay, 9/9/21
41	@ N.Y. Giants, 12/6/09
41	vs. Cleveland, 10/4/20

Most Passes Completed, Opponent, Game

41	@ Houston, 11/10/91
41	vs. Washington, 11/24/16
37	vs. New Orleans, 12/23/12
37	@ Pittsburgh, 11/13/16

Most Pass Completions, Both Teams, Game

74	@ Tampa Bay, 9/9/21
65	@ Houston, 11/10/91
64	vs. Philadelphia, 12/9/18
64	@ Seattle, 9/27/20

Fewest Passes Completed, Game

4	vs. Atlanta, 10/11/70
5	vs. Washington, 12/12/76
5	vs. Washington, 12/10/00
5	@ Tennessee, 12/25/00

Fewest Passes Completed, Opponent, Game

2	@ N.Y. Jets, 12/21/75
4	Four times, last vs. Rams, 9/21/75

Fewest Pass Completions, Both Teams, Game

8	@ N.Y. Jets, 12/21/75
14	Five times, last vs. Rams, 9/21/75

YARDS**Most Yards Gained, Passing, Season**

4,800	2021*
4,751	2019
4,729	2012

Most Yards Gained, Passing, Opponent, Season

4,589	2013
4,167	2016
4,049	2021*

Fewest Yards Gained, Passing, Season

2,013	1964
2,104	1960
2,149	1970

Fewest Yards Gained, Passing, Opp., Season

1,562	1977
1,909	1976
1,913	1970

Most Yards Gained, Passing, Game

481	vs. Cleveland, 10/4/20
472	vs. N.Y. Giants, 11/12/23
470	vs. Denver, 10/6/13

Most Yards Gained, Passing, Opponent, Game

480	@ Detroit, 10/27/13
449	vs. Washington, 11/24/16
448	@ Arizona, 11/15/98

Most Yards Gained, Passing, Both Teams, Game

884	vs. Denver, 10/6/13
852	vs. New Orleans, 12/23/12
808	vs. Minnesota, 11/26/98

Fewest Yards Gained, Passing, Game

-1	@ Green Bay, 10/24/65
10	@ Tennessee, 12/25/00
16	@ St. Louis, 12/10/1961

Fewest Yards Gained, Passing, Opp., Game

-10	@ Green Bay, 10/24/65
-1	@ N.Y. Jets, 12/21/75
1	vs. Washington, 10/16/77

Fewest Yards Gained, Pass., Both Teams, Game

-11	@ Green Bay, 10/24/65
83	vs. Atlanta, 10/11/70
85	@ N.Y. Jets, 12/21/75

COMPLETION PERCENTAGE**Highest Completion Percentage, Season**

69.7	2023 (428-of-614)*
68.9	2014 (328-of-476)
68.6	2021 (444-of-647)*

Highest Completion Percentage, Opp., Season

68.2	2024 (349-of-512)*
67.7	2018 (367-of-542)
67.2	2016 (425-of-632)

Lowest Completion Percentage, Season

46.0	1960 (163-of-354)
46.4	1965 (168-of-362)
47.5	1964 (192-of-404)
50.8	2001 (210-of-413)

Lowest Completion Percentage, Opp., Season

41.6	1977 (154-of-370)
43.4	1975 (162-of-373)
46.2	1981 (236-of-511)

Highest Completion Percentage, Game (10 att.)

90.5	vs. Indianapolis, 12/21/14 (19-of-21)
88.9	vs. Tampa Bay, 12/18/16 (32-of-36)
88.5	vs. Buffalo, 11/13/11 (23-of-26)

Highest Completion Percentage, Opponent, Game (10 att.)

85.7	@ Detroit, 12/11/60 (12-of-14)
84.2	@ New Orleans, 9/10/89 (16-of-19)
84.0	vs. Pittsburgh, 10/17/04 (21-of-25)

Highest Completion Percentage, Both Teams, Game

80.6	@ N.Y. Giants, 10/10/76 (25-of-31)
79.4	@ LA Chargers, 9/19/21 (54-of-68)
79.4	@ Washington, 1/7/24 (54-of-68)
79.1	vs. N.Y. Giants, 9/10/17 (53-of-67)

Lowest Completion Percentage, Game

22.7	vs. Washington, 12/12/76 (5-of-22)
25.0	@ Tennessee, 12/25/00 (5-of-20)
28.6	vs. Washington, 9/26/65 (6-of-21)

Lowest Completion Percentage, Opp., Game

16.7	@ N.Y. Jets, 12/21/75 (2-of-12)
18.2	@ St. Louis, 10/23/60 (4-of-22)
21.1	@ Green Bay, 10/24/65 (4-of-19)

Lowest Completion Per., Both Teams, Game

28.6	@ N.Y. Jets, 12/21/75 (8-of-28)
30.4	@ St. Louis, 10/23/60 (14-of-46)
33.3	@ Washington, 12/14/03 (17-of-51)

TOUCHDOWNS**Most Touchdowns, Passing, Season**

40	2021*
37	2014
36	2007
36	2023*

Most Touchdowns, Passing, Opponent, Season

34	2020
33	1962, 2010, 2013
31	1963, 2004

Fewest Touchdowns, Passing, Season

10	1964
12	1990, 1996

Fewest Touchdowns, Passing, Opp., Season

10	1970, 1996
11	1978

Most Touchdowns, Passing, Game

5	13 times, last @ Philadelphia, 1/8/22
---	---------------------------------------

Most Touchdowns, Passing, Opponent, Game

6	@ N.Y. Giants, 12/16/62
5	Nine times, last @ Seattle, 9/27/20

SACKS**TOTAL SACKS****Most Sacks, Season**

62	1985
60	1966
59	2008

Most Sacks, Opponent, Season

68	1964
60	1986
56	2018

Fewest Sacks, Season

20	1960, 1963
21	1961
23	1991

Fewest Sacks, Opponent, Season

18	1995
19	1996, 1998
20	1994

Most Sacks, Game

12	@ Pittsburgh, 11/20/66
12	@ Houston, 9/29/85
11	@ Detroit, 10/6/75
11	@ N.Y. Jets, 10/4/87

Most Sacks, Opponent, Game

11 @ San Diego, 11/16/86
 11 vs. Philadelphia, 9/15/91
 10 vs. New England, 11/22/84

Most Sacks, Both Teams, Game

17 @ Pittsburgh, 11/20/66
 15 @ San Diego, 11/16/86
 14 Four times, last @ Houston, 9/29/85

Games With No Sacks Allowed, Season

8 1994
 6 1995
 5 Five times, last 2023

SACK YARDAGE**Most Sack Yardage, Season**

459 1985
 452 1969
 442 1978

Most Sack Yardage, Opponent, Season

503 1964
 498 1986
 403 1987

Fewest Sack Yardage, Season

130 2001
 137 2002
 151 1991, 2019

Fewest Sack Yardage, Opponent, Season

93 1994
 110 1998
 112 1992

Most Sack Yardage, Game

84 vs. Detroit, 10/6/75
 84 @ Houston, 11/24/74
 82 @ Houston, 9/29/85

Most Sack Yardage, Opponent, Game

93 @ San Diego, 11/16/86
 77 vs. San Francisco, 11/23/72
 71 @ Atlanta, 9/15/74

INTERCEPTIONS**TOTAL INTERCEPTIONS****Most Interceptions, Season**

37 1981
 33 1985
 29 1967

Most Interceptions, Opponent, Season

33 1960
 28 1967
 27 1961, 1988, 1989

Fewest Interceptions, Season

6 2016
 7 1989, 1997, 2012, 2019
 8 2008, 2015

Fewest Interceptions, Opponent, Season

6 1993
 8 1998, 2018
 9 2009, 2016

Most Interceptions, Game

7 @ Philadelphia, 9/26/71
 6 vs. Washington, 9/9/85
 5 Seven times, last vs. Miami, 11/25/99

Most Interceptions, Opponent, Game

5 Eight times, last vs. Chicago, 10/1/12

YARDS GAINED**Most Yards, Season**

549 1963
 523 1980
 482 1981

Most Yards, Opponent, Season

589 1961
 526 2004
 437 1963

Fewest Yards, Season

33 2009
 36 2008
 37 1989

Fewest Yards, Opponent, Season

33 2016
 47 1993
 77 2018

Most Yards, Game

183 vs. Washington, 11/3/63
 154 vs. Atlanta, 9/20/99
 150 @ Philadelphia, 9/26/71

Most Yards, Opponent, Game

138 vs. N.Y. Giants, 10/15/61
 129 @ Minnesota, 10/18/70
 127 @ Cleveland, 10/23/66

TOUCHDOWNS**Most Touchdowns By Interceptions, Season**

5 2021*, 2023*
 4 1985, 1995, 1999

Most Touchdowns By Interceptions, Opp, Season

5 1961, 1963
 4 Seven times, most recently in 2017

PUNTING**TOTAL PUNTS****Most Punts, Season**

113 2002
 108 1984
 95 2003

Most Punts, Opponent, Season

108 1978
 105 2003
 103 1977

Fewest Punts, Season

44 2023*
 50 2020
 51 1972, 2019

Fewest Punts, Opponent, Season

43 1961
 50 1960, 1963
 54 2020

Most Punts, Game

11 vs. Green Bay, 9/23/84
 10 10 times, last @ Washington, 1/7/23

Most Punts, Opponent, Game

11 @ Rams, 9/30/62
 11 @ Atlanta, 9/15/74
 11 vs. Buffalo, 11/15/76
 11 vs. New England, 11/22/84
 10 Many times, last vs. Chicago, 11/25/04

Most Punts, Both Teams, Game

21 vs. Buffalo, 11/15/76
 21 vs. New England, 11/22/84
 20 vs. Green Bay, 9/23/84

Fewest Punts, Game

0 vs. Cleveland, 12/3/61
 0 vs. Detroit, 9/15/68
 0 vs. Baltimore, 9/4/78
 0 vs. Cincinnati, 11/12/00
 0 vs. Seattle, 11/30/23
 0 vs. Washington, 1/7/24

Fewest Punts, Opponent, Game

0 Eight times, last vs. Seattle 11/30/23

Fewest Punts, Both Teams, Game

0 vs. Seattle, 11/30/23
 1 vs. Cleveland, 12/3/61
 1 vs. Denver, 10/6/13
 1 @ LA Chargers, 9/19/21
 1 vs. Philadelphia, 12/24/22

Consecutive Punts, No Blocks

611 1989-98
 396 1961-66
 382 1978-83

Consecutive Punts, No Blocks, Opponent

628 2002-10
 591 1977-84
 582 1992-99

STAFF

PLAYERS

2024 SEASON

TEAM RECORDS

PLAYOFF RECORDS

HISTORY

SIDELINES

AVERAGE YARDAGE

Highest Average Distance, Punting, Season

51.4 2023*
48.5 2024*
48.4 2022*
48.4 2021*

Highest Average Distance, Punting, Opponent, Season

47.5 2011
47.2 2013
46.6 2024*

Highest Avg. Distance, Punting, Game (4 punts)

56.8 vs. Houston, 10/15/06
55.3 vs. Chicago, 9/28/97
55.3 @ San Francisco, 10/2/16

Highest Avg. Distance, Punting, Opponent, Game (4 punts)

56.8 vs. Washington, 12/29/19
56.8 vs. Washington, 12/29/19
55.8 vs. LA Rams, 12/15/19

PUNT RETURNS

TOTAL RETURNS

Most Punt Returns, Season

63 1978
62 1974
61 1977

Most Punt Returns, Opponent, Season

58 2002
55 1984
53 1983

Fewest Punt Returns, Season

18 1962
18 2023*
19 2024*

Fewest Punt Returns, Opponent, Season

15 1972, 2020
17 1961
18 2017, 2019

Most Punt Returns, Game

9 vs. Buffalo, 11/15/76
8 vs. Cleveland, 11/25/82
8 @ Houston, 12/13/82
8 @ Washington, 9/27/04
8 @ Detroit, 11/3/02

Most Punt Returns, Opponent, Game

8 vs. N.Y. Giants, 11/4/84
7 Six times, last @ Washington, 1/7/23

YARDS GAINED

Most Yards, Punt Returns, Season

573 1974
556 1980
550 1992

Most Yards, Punt Returns, Opponent, Season

637 2002
588 1983
493 2001

Fewest Yards, Punt Returns, Season

81 1962
98 2023*
103 1961

Fewest Yards, Punt Returns, Opponent, Season

41 1972
52 1964
75 2017

Most Yards, Punt Returns, Game

126 vs. Green Bay, 11/29/64
124 @ Philadelphia, 12/15/91
122 vs. Pittsburgh, 12/8/68

Most Yards, Punt Returns, Opponent, Game

139 @ Atlanta, 11/11/01
123 @ N.Y. Giants, 10/18/99
112 @ St. Louis, 10/13/74

TOUCHDOWNS

Most Touchdowns, Punt Returns, Season

3 2010
2 1968, 1992, 1993, 1998, 2000, 2009

Most Touchdowns, Punt Returns, Opp., Season

1 15 times, last 2012

KICKOFF RETURNS

TOTAL RETURNS

Most Kickoff Returns, Season

78 2004
77 1989
74 2010

Most Kickoff Returns, Opponent, Season

86 2007
85 1995
82 1994

Fewest Kickoff Returns, Season

13 2018
18 2023*
20 2019

Fewest Kickoff Returns, Opponent, Season

8 2023*
18 2021*
21 2022*

Most Kickoff Returns, Game

9 @ Minnesota, 10/18/70
8 Seven times, last @ Chicago, 12/9/13

Most Kickoff Returns, Opponent, Game

10 vs. Detroit, 9/15/68
9 Five times, last vs. N.Y. Jets, 12/4/71

YARDS GAINED

Most Yards, Kickoff Returns, Season

1,709 1989
1,603 2004
1,572 2010

Most Yards, Kickoff Returns, Opponent, Season

1,979 2007
1,806 1983
1,709 1978, 1994

Fewest Yards, Kickoff Returns, Season

283 2018
325 2019
393 2023*

Fewest Yards, Kickoff Returns, Opponent, Season

198 2023*
468 2021*
509 2022*

Most Yards, Kickoff Returns, Game

260 vs. San Francisco, 11/7/65
252 vs Philadelphia, 9/15/08
240 @ Philadelphia, 9/22/02

Most Yards, Kickoff Returns, Opponent, Game

261 @ Philadelphia, 11/6/66
258 vs. Green Bay, 10/3/93
245 vs. New England, 10/24/71

TOUCHDOWNS

Most Touchdowns, Kickoff Returns, Season

2 1971, 2002
1 14 times, last 2024

Most Touchdowns, Kickoff Returns, Opponent, Season

3 1966
1 Twelve times, last 2015

FUMBLES

TOTAL FUMBLES

Most Fumbles, Season

46 1961
45 1981
44 1986

Most Fumbles, Opponent, Season

44 1973
43 1975, 1981

Fewest Fumbles, Season

11 2017
13 2023*
14 2022*

Fewest Fumbles, Opponent, Season

12 2015
14 2021*
15 1994

Most Fumbles, Game

- 8 @ Tennessee, 12/25/00
- 7 vs. N.Y. Giants, 10/11/71
- 7 vs. New Orleans, 11/25/10

Most Fumbles, Opponent, Game

- 7 @ Washington, 11/28/65
- 7 vs. Kansas City, 11/10/75
- 6 Six times, last @ N.Y. Giants, 11/4/01

FUMBLES LOST

Most Fumbles Lost, Season

- 21 1961
- 21 1971
- 21 1979

Most Fumbles Lost, Opponent, Season

- 25 1971
- 23 1973
- 21 1983

Fewest Fumbles Lost, Season

- 5 2007, 2022*
- 6 2023*
- 7 1998, 2019

Fewest Fumbles Lost, Opponent, Season

- 3 2015
- 6 1995
- 8 2021*

Most Fumbles Lost, Game

- 5 @ New Orleans, 11/3/68
- 5 vs. N.Y. Giants, 10/11/71
- 5 vs. Kansas City, 11/10/75

Most Fumbles Lost, Opponent, Game

- 5 Four times, last vs. Raiders, 10/23/83

Most Consecutive Games Without Losing Fumble

- 7 1998, 2020-21
- 6 2013

PENALTIES

TOTAL PENALTIES

Most Penalties, Season

- 141 1988
- 136 1999
- 131 1987

Most Penalties, Opponent, Season

- 142 2005
- 132 2024*
- 121 2021*

Fewest Penalties, Season

- 47 1961
- 62 1960, 1962
- 74 1991

Fewest Penalties, Opponent, Season

- 38 1961
- 50 1965
- 52 1963, 1973
- 69 2001

Most Penalties, Game

- 18 @ Philadelphia, 9/20/15
- 17 @ Cleveland, 12/4/88
- 16 @ N.Y. Jets, 10/4/87
- 16 @ Philadelphia, 10/23/88

Most Penalties, Opponent, Game

- 17 vs. Detroit, 11/20/05
- 14 vs. Tampa Bay, 10/9/83
- 14 vs. Carolina, 10/20/02
- 14 @ Philadelphia, 11/14/05
- 14 vs. Las Vegas, 11/25/21

Most Penalties, Both Teams, Game

- 28 vs. Las Vegas, 11/25/21
- 26 vs. Tampa Bay, 10/9/83
- 26 @ N.Y. Jets, 10/4/87
- 26 @ Cleveland, 12/4/88
- 26 @ Philadelphia, 9/20/15

Fewest Penalties, Game

- 0 @ St. Louis, 12/10/61
- 0 vs. Washington, 11/23/80
- 0 @ Washington, 11/5/89
- 0 vs. Arizona, 10/30/05

Fewest Penalties, Opponent, Game

- 0 @ Pittsburgh, 10/21/62
- 0 @ Philadelphia, 12/5/65
- 0 @ Seattle, 12/16/01
- 0 @ Philadelphia, 12/28/08
- 0 @ N.Y. Jets, 9/11/11
- 0 vs. Pittsburgh, 12/16/12
- 0 @ Philadelphia, 11/11/18

YARDS PENALIZED

Most Yards Penalized, Season

- 1,196 1999
- 1,148 1988
- 1,108 1998

Most Yards Penalized, Opponent, Season

- 1,019 2024*
- 1,015 2005
- 999 2000

Fewest Yards Penalized, Season

- 427 1961
- 600 1960
- 610 1991

Fewest Yards Penalized, Opponent, Season

- 362 1961
- 479 1963
- 483 1965
- 601 2008

Most Yards Penalized, Game

- 166 vs. Las Vegas, 11/25/21
- 161 @ Washington, 11/2/70
- 159 vs. Philadelphia, 10/13/68

Most Yards Penalized, Opponent, Game

- 185 vs. Tampa Bay, 10/9/83
- 166 @ St. Louis, 10/9/77
- 150 @ N.Y. Jets, 10/4/87

Most Yards Penalized, Both Teams, Game

- 294 vs. Tampa Bay, 10/9/83
- 281 @ N.Y. Jets, 10/4/87
- 276 vs. Las Vegas, 11/25/21

Fewest Yards Penalized, Game

- 0 @ St. Louis, 12/10/61
- 0 vs. Washington, 11/23/80
- 0 @ Washington, 11/5/89
- 0 vs. Arizona, 10/30/05

Fewest Yards Penalized, Opponent, Game

- 0 @ Pittsburgh, 10/21/62
- 0 @ Philadelphia, 12/5/65
- 0 @ Seattle, 12/16/01
- 0 @ Philadelphia, 12/28/08
- 0 @ N.Y. Jets, 9/11/11
- 0 vs. Pittsburgh, 12/16/12
- 0 @ Philadelphia, 11/11/18

BLOCKED KICKS

BLOCKS

(Extra Points, Field Goals and Punts)

Most, Season

- 14 1965
- 7 1968
- 6 1963
- 6 1973

Most, Season, Opponent

- 7 1973
- 6 1960
- 6 2001

Most, Game

- 3 @ Pittsburgh, 10/31/65
- 2 11 times, last vs. Detroit, 9/19/94

Most, Game, Opponent

- 3 @ Washington, 10/8/73
- 2 Nine times, last @ Oakland, 10/7/01

BLOCKED EXTRA POINTS

Most, Season

- 4 1965
- 3 2003
- 2 1963
- 2 1968
- 2 1979

Most, Season, Opponent

- 2 1960
- 2 1979
- 1 10 times, last vs. Indianapolis, 12/4/22

Most, Game

- 2 @ Pittsburgh, 10/31/65
- 1 Many times, last vs. New Orleans, 9/15/24

Most, Game, Opponent

- 2 vs. Philadelphia, 9/30/60
- 2 @ Minnesota, 10/7/79
- 1 10 times, last vs. Indianapolis, 12/4/22

BLOCKED FIELD GOALS**Most, Season**

- 9 1965
- 5 1968
- 4 1963, 1969, 1973, 1978

Most, Season, Opponent

- 5 1973
- 4 1960
- 3 1965, 1991, 2001

Most, Game

- 2 Five times, last vs. Detroit, 9/19/94

Most, Game, Opponent

- 2 Six times, last @ Oakland, 10/7/01

BLOCKED PUNTS**Most, Season**

- 4 1976
- 3 1991, 2021*
- 2 1973, 1977, 1990, 1992, 2023*

Most, Season, Opponent

- 3 2001
- 2 1973, 1976, 1989

Most, Game

- 2 vs. N.Y. Giants, 10/21/73
- 2 @ Houston, 11/10/91
- 1 Many times, last @ Washington, 1/7/24

Most, Game, Opponent

- 1 Many times, last @ New England, 11/04/19

LARGEST MARGIN**VICTORY**

1. 49 pts, (56-7) vs. Philadelphia, Oct. 9, 1966
2. 46 pts, (59-13) vs. Detroit, Sept. 15, 1968
3. 45 pts, (52-7) vs. N.Y. Giants, Sept. 18, 1966
4. 45 pts, (59-14) vs. San Fran., Oct. 12, 1980
5. 44 pts, (51-7) vs. Seattle, Nov. 27, 1980
6. 42 pts, (52-10) vs. Houston, Dec. 20, 1970
- 42 pts, (52-10) vs. N.Y. Jets, Dec. 4, 1971
- 42 pts, (56-14) vs. Washington, Dec. 26, 2021
9. 41 pts, (48-7) vs. Arizona, Oct. 22, 2000
- 40 pts, (43-3) vs. Atlanta, Nov. 14, 2021
- 40 pts, (40-0) vs. N.Y. Giants, Sept. 10, 2023
11. 38 pts, (38-0) vs. Baltimore, Sept. 4, 1978
12. 37 pts, (40-3) vs. New Orleans, Sept. 24, 1973
- 37 pts, (37-0) vs. Detroit, Oct. 30, 1977
- 37 pts, (44-7) vs. Buffalo, Nov. 13, 2011
- 37 pts, (40-3) @ Minnesota, Nov. 11, 2022

DEFEAT

1. 44 pts, (0-44) vs. Chicago, Nov. 17, 1985
2. 41 pts, (7-48) vs. Cleveland, Oct. 16, 1960
- 41 pts, (13-54) @ Minnesota, Oct. 18, 1970
4. 40 pts, (3-43) vs. Minnesota, Nov. 13, 1988
5. 38 pts, (7-45) vs. Baltimore, Oct. 30, 1960
- 38 pts, (0-38) vs. St. Louis, Nov. 16, 1970
- 38 pts, (6-44) @ Philadelphia, Dec. 28, 2008
- 38 pts, (7-45) @ Green Bay, Nov. 7, 2010
- 38 pts, (9-47) vs. Detroit, Oct. 13, 2024
10. 36 pts, (7-43) vs. Philadelphia, Oct. 22, 1961
11. 34 pts, (7-41) @ Green Bay, Nov. 13, 1960
- 34 pts, (7-41) @ Philadelphia, Dec. 29, 2024
13. 33 pts, (3-36) vs. Philadelphia, Nov. 18, 2001
14. 32 pts, (20-52) @ St. Louis, Dec. 9, 1962
- 32 pts, (10-42) @ Cleveland, Nov. 2, 1969
- 32 pts, (17-49) @ New Orleans, Nov. 10, 2013
- 32 pts, (10-42) @ San Francisco, Oct. 8, 2023

TEMPERATURE AT KICKOFF

COWBOYS WARMEST GAMES				
DATE	TEAM	W/L	SCORE	TEMP.
9/3/00	Philadelphia	L	14-41	109°
9/7/97	@ Arizona (OT)	L	22-25	101*
9/10/00	@ Arizona	L	31-32	100°
9/20/92	Phoenix	W	31-20	99°
9/13/81	St. Louis	W	30-17	98°
9/12/88	@ Phoenix	W	17-14	98°
9/12/93	Buffalo	L	10-13	97°
9/6/98	Arizona	W	38-10	97°
9/16/90	N.Y. Giants	L	7-28	96°
9/21/80	Tampa Bay	W	28-17	95°
9/15/97	Philadelphia	W	21-20	95°
Playoffs				
1/14/96	Green Bay	W	38-27	72°
12/19/76	LA Rams	L	12-14	71°
9/21/79	*Pittsburgh	L	31-35	71°
1/17/71	*Baltimore	L	13-16	70°

*Super Bowl games played in Miami

COWBOYS COLDEST GAMES				
DATE	TEAM	W/L	SCORE	TEMP.
12/9/13	@ Chicago	L	28-45	8°
12/15/63	@ St. Louis	W	28-24	16°
12/6/92	@ Denver	W	31-27	19°
12/10/95	@ Philadelphia	L	17-20	19°
12/16/89	@ N.Y. Giants	L	0-15	20°
12/15/68	@ N.Y. Giants	W	28-10	21°
12/11/60	@ Detroit	L	14-23	22°
12/16/73	@ St. Louis	W	30-3	22°
11/23/97	@ Green Bay	L	17-45	22°
12/07/08	@ Pittsburgh	L	13-20	22°
12/19/81	@ N.Y. Giants	L	10-13	25°
12/9/61	@ St. Louis	L	20-52	26°
1/8/22	@ Philadelphia	W	51-26	26°
Coldest regular season home game:				
11/25/93	Miami	L	14-16	32°
Playoffs				
12/31/67	@ Green Bay	L	17-21	-13°
1/11/81	@ Philadelphia	L	7-20	16°
1/11/15	@ Green Bay	L	21-26	24°
1/7/96	Philadelphia	W	30-11	26°
12/28/75	@ Minnesota	W	17-14	27°
12/26/83	LA Rams	L	17-27	27°

Cowboys Longest Plays

LONG RUNS FROM SCRIMMAGE

- 99 - Tony Dorsett @ Minnesota, Jan. 3, 1983 (TD)
- 91 - DeMarco Murray vs. St. Louis, Oct. 23, 2011 (TD)**
- 84 - Tony Dorsett vs. Philadelphia, Dec. 4, 1977 (TD)**
- 84 - Herschel Walker vs. Philadelphia, Dec. 14, 1986 (TD)
- 80 - Troy Hambrick @ Philadelphia, Sept. 30, 2001
- 77 - Tony Dorsett @ St. Louis, Oct. 9, 1977 (TD)**
- 77 - Tony Dorsett @ Washington, Sept. 5, 1983
- 77 - Julius Jones vs. New Orleans, Dec. 10, 2006 (TD)
- 75 - Tony Dorsett @ New England, Sept. 21, 1981 (TD)
- 75 - Emmitt Smith vs. Washington, Sept. 9, 1991 (TD)

LONG FORWARD PASSES

- 95 - Don Meredith to Bob Hayes @ Washington, Nov. 13, 1966 (TD)
- 92 - Dak Prescott to CeeDee Lamb vs. Detroit, Dec. 30, 2023 (TD)
- 91 - Roger Staubach to Tony Dorsett vs. Baltimore, Sept. 4, 1978 (TD)
- 90 - Troy Aikman to Alvin Harper @ San Francisco, Nov. 13, 1994
- 90 - Troy Aikman to Jason Tucker vs. N.Y. Giants, Jan. 2, 2000 (TD)
- 90 - Dak Prescott to Amari Cooper vs. Washington, Nov. 22, 2018 (TD)
- 89 - Craig Morton to Bob Hayes @ Kansas City, Oct. 25, 1970 (TD)
- 87 - Troy Aikman to Michael Irvin vs. Phoenix, Sept. 20, 1992 (TD)
- 86 - Craig Morton to Lance Rentzel vs. Philadelphia, Nov. 1, 1970 (TD)
- 86 - Bernie Kosar to Emmitt Smith vs. Phoenix, Nov. 14, 1993
- 85 - Eddie LeBaron to Amos Marsh @ LA Rams, Sept. 30, 1962 (TD)
- 85 - Roger Staubach to Bob Hayes @ N.Y. Giants, Dec. 12, 1971 (TD)
- 85 - Tony Romo to Dez Bryant vs. Washington, Nov. 22, 2012 (TD)

LONG FIELD GOALS

- 65 - Brandon Aubrey vs. Baltimore, Sept. 22, 2024
- 63 - Brett Maher vs. Philadelphia, Oct. 20, 2019
- 62 - Brett Maher vs. Philadelphia, Dec. 9, 2018
- 62 - Brett Maher @ N.Y. Jets, Oct. 13, 2019
- 60 - Brett Maher @ Minnesota, Nov. 20, 2022
- 60 - Brandon Aubrey vs. Philadelphia, Dec. 10, 2023
- 60 - Brandon Aubrey @ N.Y. Giants, Sept. 26, 2024
- 59 - Brett Maher vs. Tampa Bay, Dec. 23, 2018
- 59 - Greg Zuerlein @ Philadelphia, Nov. 1, 2020
- 59 - Brandon Aubrey vs. Philadelphia, Dec. 10, 2023
- 58 - Brandon Aubrey vs. LA Rams, Oct. 29, 2023
- 58 - Brandon Aubrey vs. Tampa Bay, Dec. 22, 2024
- 57 - Greg Zuerlein @ N.Y. Giants, Jan. 3, 2021
- 57 - Brandon Aubrey @ Cleveland, Sept. 8, 2021
- 57 - Brandon Aubrey @ Atlanta, Nov. 3, 2024

LONG PUNTS

- 84 - Ron Widby @ New Orleans, Nov. 3, 1968
- 83 - Bryan Anger vs. Chicago, Oct. 30, 2022
- 75 - Sam Baker @ LA Rams, Sept. 30, 1962
- 75 - Billy Lothridge vs. N.Y. Giants, Oct. 11, 1964**
- 75 - Mat McBriar vs. Houston, Oct. 15, 2006
- 73 - Danny White vs. LA Rams, Oct. 14, 1979
- 72 - Toby Gowin vs. Chicago, Sept. 28, 1997**
- 71 - Sam Baker @ N.Y. Giants, Dec. 16, 1962
- 71 - Billy Lothridge vs. St. Louis, Sept. 12, 1964**
- 70 - Sam Paulescu vs. San Francisco, Nov. 23, 2008
- 68 - Mat McBriar vs. Philadelphia, Nov. 15, 2004
- 68 - Mat McBriar vs. Detroit, Oct. 2, 2011

LONG PUNT RETURNS

- 98 - Dennis Morgan @ St. Louis, Oct. 13, 1974 (TD)**
- 97 - Bryan McCann vs. Detroit, Nov. 21, 2010 (TD)**
- 93 - Dez Bryant, vs. N.Y. Giants, Oct. 25, 2010 (TD)**
- 90 - Bob Hayes vs. Pittsburgh, Dec. 8, 1968 (TD)
- 86 - Dwayne Harris vs. Washington, Oct. 13, 2013 (TD)
- 85 - Kelvin Martin @ Philadelphia, Dec. 15, 1991 (TD)
- 83 - Kevin Williams vs. Washington, Nov. 20, 1994 (TD)
- 83 - Deion Sanders vs. Chicago, Sept. 28, 1997 (TD)
- 83 - Ryan Switzer vs. Washington, Nov. 30, 2017 (TD)**
- 82 - Patrick Crayton vs. Seattle, Nov. 1, 2009 (TD)

LONG KICKOFF RETURNS

- 102 - Alexander Wright vs. Atlanta, Dec. 22, 1991 (TD)
- 101 - Amos Marsh vs. Philadelphia, Oct. 14, 1962 (TD)
- 101 - Ike Thomas vs. N.Y. Jets, Dec. 4, 1971 (TD)**
- 100 - Mel Renfro vs. San Francisco, Nov. 7, 1965 (TD)

STAFF

PLAYERS

2024 SEASON

LONGEST PLAYS

PLAYOFF RECORDS

HISTORY

SIDELINES

- 100 - Mark Washington @ Washington, Nov. 22, 1970 (TD)
 100 - Reggie Swinton @ Philadelphia, Sept. 22, 2002 (TD)
 100 - Tony Pollard vs. Las Vegas, Nov. 25, 2021 (TD)
 99 - KaVontae Turpin @ Washington, Nov. 24, 2024
98 - Felix Jones vs. Philadelphia, Sept. 15, 2008 (TD)
97 - Thomas Henderson vs. St. Louis, Sept. 28, 1975 (TD)
97 - James Dixon @ Kansas City, Oct. 22, 1989 (TD)

LONG INTERCEPTION RETURNS

- 101 - Bryan McCann @ N.Y. Giants, Nov. 14, 2010 (TD)
100 - Mike Gaechter vs. Philadelphia, Oct. 14, 1962 (TD)
 96 - Dennis Thurman @ Washington, Sept. 6, 1981
 95 - George Teague vs. Green Bay, Nov. 14, 1999 (TD)
 94 - Darren Woodson @ Philadelphia, Dec. 4, 1994 (TD)
 90 - Mel Renfro @ St. Louis, Oct. 4, 1965 (TD)
 87 - Greg Ellis vs. Atlanta, Sept. 20, 1999 (TD)
 86 - Mike Gaechter vs. Washington, Nov. 3, 1963
85 - Roy Williams @ Washington, Dec. 29, 2002 (TD)
 79 - Thomas Henderson vs. Tampa Bay, Oct. 2, 1977 (TD)

LONG FUMBLE RETURNS

- 98 - Greg Ellis vs. Arizona, Oct. 3, 1999 (TD)
 97 - Chuck Howley @ Atlanta, Oct. 2, 1966 (TD)
 86 - Michael Downs @ Houston, Dec. 13, 1982 (TD)
 84 - Don Bishop vs. St. Louis, Oct. 28, 1962 (TD)
 78 - Aldon Smith @ Cincinnati, Dec. 13, 2020 (TD)
 77 - Jim Jeffcoat vs. Washington, Sept. 24, 1989 (TD)
 72 - Benny Barnes @ San Francisco, Oct. 11, 1981 (TD)
 69 - DeMarcus Ware @ Philadelphia, Oct. 8, 2006 (TD)
 69 - Jaylon Smith vs. Tampa Bay, Dec. 23, 2018 (TD)
 63 - Jim Ridlon vs. Philadelphia, Dec. 6, 1964 (TD)
 63 - Jourdan Lewis @ N.Y. Giants, Nov. 4, 2019 (TD)

LONG RETURNS OF FIELD GOAL ATTEMPTS

- 94 - Jerry Norton @ St. Louis, Dec. 9, 1962 (TD)
 86 - Orlando Scandrick @ Washington, Nov. 29, 2017
 68 - Patrick Watkins vs. Minnesota, Oct. 21, 2007 (TD)
 62 - Ron Fellows vs. New Orleans, Sept. 25, 1983 (TD)
 60 - Mike Gaechter @ Washington, Nov. 28, 1965 (TD)
60 - Obert Logan @ N.Y. Giants, Dec. 19, 1965 (TD)

Bold denotes rookie

Cowboys Big Days

RUSHING

1. **253 - DeMarco Murray vs. St. Louis, Oct. 23, 2011 (25 carries)**
2. 237 - Emmitt Smith @ Philadelphia, Oct. 31, 1993 (30 carries)
3. **206 - Tony Dorsett vs. Philadelphia, Dec. 4, 1977 (23 carries)**
4. **198 - Julius Jones @ Seattle, Dec. 6, 2004 (30 carries)**
5. 194 - Julius Jones @ Carolina, Dec. 24, 2005 (34 carries)
6. 189 - Troy Hambrick @ Washington, Dec. 14, 2003 (33 carries)
7. 183 - Tony Dorsett @ N.Y. Giants, Nov. 9, 1980 (24 carries)
8. 182 - Emmitt Smith @ Phoenix, Sept. 22, 1991 (23 carries)
9. 179 - DeMarco Murray @ Chicago, Dec. 4, 2014 (32 carries)
10. 175 - Tony Dorsett @ Baltimore, Dec. 6, 1981 (30 carries)
- 175 - DeMarco Murray vs. St. Louis, Sept. 22, 2013 (26 carries)
12. 174 - Emmitt Smith @ Atlanta, Dec. 21, 1992 (24 carries)
13. 173 - Herschel Walker @ New England, Nov. 15, 1987 (28 carries)
14. 172 - Emmitt Smith vs. Philadelphia, Dec. 6, 1993 (23 carries)
15. 171 - Emmitt Smith @ Pittsburgh, Sept. 4, 1994 (31 carries)
16. 168 - Emmitt Smith @ N.Y. Giants, Jan. 2, 1994 (32 carries)
17. 167 - Emmitt Smith @ Atlanta, Oct. 29, 1995 (26 carries)
- 167 - DeMarco Murray @ Tennessee, Sept. 14, 2014 (29 carries)
19. 163 - Emmitt Smith vs. Philadelphia, Nov. 1, 1992 (30 carries)
- 163 - Emmitt Smith vs. N.Y. Giants, Nov. 7, 1994 (35 carries)
- 163 - Emmitt Smith @ N.Y. Giants, Sept. 4, 1995 (21 carries)
- 163 - Emmitt Smith vs. N.Y. Giants, Nov. 8, 1998 (29 carries)

100-YARD RUSHING GAMES - CAREER

100-Yard Games	Team Record	Pct
Emmitt Smith	76	.750
Tony Dorsett	43	.907
Ezekiel Elliott	30	.867
DeMarco Murray	19	.789
Calvin Hill	16	.875
Don Perkins	10	.550
Herschel Walker	9	.556

100-Yard Games	Team Record	Pct
Marion Barber.....	8	6-2 .750
Julius Jones.....	8	5-3 .625
Tony Pollard.....	7	5-2 .714
Duane Thomas.....	6	6-0 1.000
Robert Newhouse.....	5	5-0 1.000
Troy Hambrick.....	5	3-2 .600
Darren McFadden.....	5	1-4 .200
Rico Dowdle.....	4	2-2 .500
Felix Jones.....	4	2-2 .500
Walt Garrison.....	2	2-0 1.000
Scott Laidlaw.....	2	2-0 1.000
Amos Marsh.....	2	2-0 1.000
Dan Reeves.....	2	1-1 .500
Tashard Choice.....	1	1-0 1.000
Alfred Morris.....	1	1-0 1.000
Paul Palmer.....	1	1-0 1.000
Chris Warren.....	1	1-0 1.000
Preston Pearson.....	1	0-1 .000
Total.....	268	207-60-1 .774

RECEIVING

1. 250 - Miles Austin @ Kansas City, Oct. 11, 2009 (10 catches)
2. 246 - Bob Hayes @ Washington, Nov. 13, 1966 (9 catches)
3. 241 - Frank Clarke vs. Washington, Sept. 16, 1962 (10 catches)
4. 227 - CeeDee Lamb vs. Detroit, Dec. 30, 2023 (13 catches)
5. 226 - Amari Cooper vs. Green Bay, Oct. 6, 2019 (11 catches)
6. 224 - Dez Bryant vs. New Orleans, Nov. 23, 2012 (9 catches)
7. 223 - Lance Rentzel vs. Washington, Nov. 19, 1967 (13 catches)
8. 217 - Amari Cooper vs. Philadelphia, Dec. 9, 2018 (10 catches)
9. 213 - Tony Hill vs. Philadelphia, Nov. 12, 1979 (7 catches)
- 213 - Terrell Owens vs. San Francisco, Nov. 23, 2008 (7 catches)
11. 210 - Michael Irvin vs. Phoenix, Sept. 20, 1992 (8 catches)
12. 203 - **James Dixon @ Phoenix, Nov. 12, 1989 (6 catches)**
- 203 - Kevin Williams @ Arizona, Dec. 25, 1995 (9 catches)
14. 198 - Michael Irvin @ Arizona, Dec. 8, 1996 (8 catches)
15. 195 - Bob Hayes vs. N.Y. Giants, Sept. 18, 1966 (6 catches)
16. 191 - CeeDee Lamb @ Philadelphia, Nov. 5, 2023 (11 catches)
17. 190 - Frank Clarke @ San Francisco, Nov. 10, 1963 (8 catches)
18. 188 - Drew Pearson @ Detroit, Oct. 6, 1975 (6 catches)
19. 187 - Bob Hayes vs. Houston, Dec. 20, 1970 (6 catches)
20. 186 - Michael Irvin @ Miami, Oct. 27, 1996 (12 catches)

100-YARD RECEIVING GAMES - CAREER

100-Yard Games	Team Record	Pct
Michael Irvin.....	47	36-11 .766
Tony Hill.....	26	17-9 .654
Bob Hayes.....	23	18-5 .783
CeeDee Lamb.....	21	15-6 .714
Jason Witten.....	21	12-9 .571
Drew Pearson.....	19	11-8 .579
Dez Bryant.....	18	10-8 .556
Miles Austin.....	14	7-7 .500
Amari Cooper.....	12	7-5 .583
Lance Rentzel.....	12	10-2 .833
Frank Clarke.....	12	4-6-2 .417
Terrell Owens.....	11	9-2 .818
Terry Glenn.....	9	5-4 .556
Michael Gallup.....	7	3-4 .429
Joey Galloway.....	6	4-2 .667
Alvin Harper.....	6	4-2 .667
Raghib Ismail.....	5	4-1 .800
Bill Howton.....	5	1-4 .200
Doug Cosbie.....	4	2-2 .500
Mike Renfro.....	4	2-2 .500
Jay Novacek.....	4	1-3 .250
Patrick Crayton.....	3	3-0 1.000
Keyshawn Johnson.....	3	2-1 .667
Ray Alexander.....	3	1-2 .333
James McKnight.....	3	1-2 .333
Herschel Walker.....	3	1-2 .333
Terrance Williams.....	3	1-2 .333
Laurent Robinson.....	3	0-3 .000
Cedrick Wilson.....	3	1-2 .333
Doug Donley.....	2	2-0 1.000
Billy Joe DuPree.....	2	2-0 1.000
Preston Pearson.....	2	2-0 1.000
Dan Reeves.....	2	2-0 1.000

100-YARD RECEIVING GAMES - CAREER, cont.

	100-Yard Games	Team Record	Pct
Ron Sellers.....	2	2-0	1.000
Mike Sherrard.....	2	2-0	1.000
Emmitt Smith.....	2	2-0	1.000
Cole Beasley.....	2	1-1	.500
Randall Cobb.....	2	1-1	.500
Kelvin Edwards.....	2	1-1	.500
Lee Folkins.....	2	1-1	.500
Jason Tucker.....	2	1-1	.500
Roy Williams.....	2	1-1	.500
Antonio Bryant.....	2	0-2	.000
Jim Doran.....	2	0-2	.000
Cornell Burbage.....	1	1-0	1.000
Buddy Dial.....	1	1-0	1.000
Tony Dorsett.....	1	1-0	1.000
Blake Jarwin.....	1	1-0	1.000
Ernie Mills.....	1	1-0	1.000
Kevin Ogletree.....	1	1-0	1.000
Rod Smith.....	1	1-0	1.000
Ron Springs.....	1	1-0	1.000
Kevin Williams.....	1	1-0	1.000
Tommy McDonald.....	1	0-0-1	.500
Marion Barber.....	1	0-1	.000
James Dixon.....	1	0-1	.000
Lance Dunbar.....	1	0-1	.000
Butch Johnson.....	1	0-1	.000
Tony Pollard.....	1	1-0	1.000
Karl Powe.....	1	0-1	.000
Brandin Cooks.....	1	1-0	1.000
Total.....	357	223-131-3	.629

PASSING

- 506 - Tony Romo vs. Denver, Oct. 6, 2013 (25-of-36)
- 502 - Dak Prescott vs. Cleveland, Oct. 4, 2020 (41-of-58)
- 472 - Dak Prescott @ Seattle, Sept. 27, 2020 (37-of-57)
- 463 - Dak Prescott vs. Green Bay, Oct. 6, 2019 (27-of-44)
- 460 - Don Meredith @ San Francisco, Nov. 10, 1963 (30-of-48)
- 455 - Troy Aikman vs. Minnesota, Nov. 26, 1998 (34-of-57)
- 455 - Dak Prescott vs. Philadelphia, Dec. 9, 2018 (42-of-54)
- 450 - Dak Prescott vs. Atlanta, Sept. 20, 2020 (34-of-47)
- 445 - Dak Prescott @ New England, Oct. 17, 2021 (36-of-51)
- 444 - Dak Prescott @ Detroit, Nov. 17, 2019 (29-of-46)
- 441 - Tony Romo vs. Washington, Nov. 22, 2012 (37-of-62)
- 437 - Tony Romo vs. N.Y. Giants, Oct. 28, 2012 (36-of-62)
- 435 - Kellen Moore, vs. Washington, Jan. 3, 2016 (33-of-48)
- 416 - Tony Romo vs. New Orleans, Dec. 23, 2012 (26-of-43)
- 406 - Don Meredith @ Washington, Nov. 13, 1966 (21-of-29)
- 406 - Tony Romo vs. Tennessee, Oct. 10, 2010 (31-of-46)
- 405 - Dak Prescott vs. N.Y. Giants, Sept. 8, 2019 (25-of-32)
- 404 - Dak Prescott vs. N.Y. Giants, Nov. 12, 2023 (26-of-35)
- 403 - Dak Prescott @ Tampa Bay, Sept. 9, 2021 (42-of-58)
- 397 - Dak Prescott vs. Minnesota, Nov. 10, 2019 (28-of-46)

300-YARD PASSING GAMES - CAREER

	300-Yard Games	Team Record	Pct
Tony Romo.....	46	29-17	.630
Dak Prescott.....	28	18-10	.643
Troy Aikman.....	13	7-6	.538
Danny White.....	10	5-5	.500
Don Meredith.....	7	6-1	.857
Roger Staubach.....	6	4-2	.667
Jon Kitna.....	4	2-2	.500
Steve Pelluer.....	4	2-2	.500
Drew Bledsoe.....	3	3-0	1.000
Gary Hogeboom.....	3	2-1	.667
Vinny Testaverde.....	3	1-2	.333
Cooper Rush.....	2	1-1	.500
Quincy Carter.....	1	1-0	1.000
Andy Dalton.....	1	1-0	1.000
Jason Garrett.....	1	1-0	1.000
Chad Hutchinson.....	1	1-0	1.000
Craig Morton.....	1	1-0	1.000
Eddie LeBaron.....	1	0-1	.000
Kellen Moore.....	1	0-1	.000
Kyle Orton.....	1	0-1	.000
Total.....	137	85-52	.620

Bold denotes rookie

PLAYOFF RECORDS



★ ★ **MICHAEL IRVIN** ★ ★

Dallas Cowboys Playoff History

Date	Game	Opponent	Result	Site
1966 Season (0-1)				
Jan. 1, 1967	Championship Game	Green Bay	L 27-34	Cotton Bowl
1967 Season (1-1)				
Dec. 24	Eastern Championship Game	Cleveland	W 52-14	Cotton Bowl
Dec. 31	Championship Game	Green Bay	L 17-21	Lambeau Field
1968 Season (0-1)				
Dec. 21	Eastern Championship Game	Cleveland	L 20-31	Cleveland Stadium
1969 Season (0-1)				
Dec. 28	Eastern Championship Game	Cleveland	L 14-38	Cotton Bowl
1970 Season (2-1)				
Dec. 26	NFC Divisional Playoff	Detroit	W 5-0	Cotton Bowl
Jan. 3, 1971	NFC Championship Game	San Francisco	W 17-10	Kezar Stadium
Jan. 17, 1971	Super Bowl V	Baltimore	L 13-16	Orange Bowl
1971 Season (3-0)				
Dec. 25	NFC Divisional Playoff	Minnesota	W 20-12	Metropolitan Stadium
Jan. 2, 1972	NFC Championship Game	San Francisco	W 14-3	Texas Stadium
Jan. 16, 1972	Super Bowl VI	Miami	W 24-3	Tulane Stadium
1972 Season (1-1)				
Dec. 23	NFC Divisional Playoff	San Francisco	W 30-28	Candlestick Park
Dec. 31	NFC Championship Game	Washington	L 3-26	RFK Stadium
1973 Season (1-1)				
Dec. 23	NFC Divisional Playoff	LA Rams	W 27-16	Texas Stadium
Dec. 30	NFC Championship Game	Minnesota	L 10-27	Texas Stadium
1975 Season (2-1)				
Dec. 28	NFC Divisional Playoff	Minnesota	W 17-14	Metropolitan Stadium
Jan. 4, 1976	NFC Championship Game	LA Rams	W 37-7	Memorial Coliseum
Jan. 18, 1976	Super Bowl X	Pittsburgh	L 17-21	Orange Bowl
1976 Season (0-1)				
Dec. 19	NFC Divisional Playoff	LA Rams	L 12-14	Texas Stadium
1977 Season (3-0)				
Dec. 26	NFC Divisional Playoff	Chicago	W 37-7	Texas Stadium
Jan. 1, 1978	NFC Championship Game	Minnesota	W 23-6	Texas Stadium
Jan. 15, 1978	Super Bowl XII	Denver	W 27-10	Louisiana Superdome
1978 Season (2-1)				
Dec. 30	NFC Divisional Playoff	Atlanta	W 27-20	Texas Stadium
Jan. 7, 1979	NFC Championship Game	LA Rams	W 28-0	Memorial Coliseum
Jan. 21, 1979	Super Bowl XIII	Pittsburgh	L 31-35	Orange Bowl
1979 Season (0-1)				
Dec. 30	NFC Divisional Playoff	LA Rams	L 19-21	Texas Stadium
1980 Season (2-1)				
Dec. 28	NFC Wild Card Game	LA Rams	W 34-13	Texas Stadium
Jan. 4, 1981	NFC Divisional Playoff	Atlanta	W 30-27	Fulton County Stad.
Jan. 11, 1981	NFC Championship Game	Philadelphia	L 7-20	Veterans Stadium
1981 Season (1-1)				
Jan. 2, 1982	NFC Divisional Playoff	Tampa Bay	W 38-0	Texas Stadium
Jan. 10, 1982	NFC Championship Game	San Francisco	L 27-28	Candlestick Park
1982 Season (2-1)				
Jan. 9, 1983	NFC Wild Card Game	Tampa Bay	W 30-17	Texas Stadium
Jan. 16, 1983	NFC Divisional Playoff	Green Bay	W 37-26	Texas Stadium
Jan. 22, 1983	NFC Championship Game	Washington	L 17-31	RFK Stadium
1983 Season (0-1)				
Dec. 26	NFC Wild Card Game	LA Rams	L 17-24	Texas Stadium

Date	Game	Opponent	Result	Site
1985 Season (0-1)				
Jan. 4, 1986	NFC Divisional Playoff	LA Rams	L 0-20	Anaheim Stadium
1991 Season (1-1)				
Dec. 29	NFC Wild Card Game	Chicago	W 17-13	Soldier Field
Jan. 5, 1992	NFC Divisional Playoff	Detroit	L 6-38	Pontiac Silverdome
1992 Season (3-0)				
Jan. 10, 1993	NFC Divisional Playoff	Philadelphia	W 34-10	Texas Stadium
Jan. 17, 1993	NFC Championship Game	San Francisco	W 30-20	Candlestick Park
Jan. 31, 1993	Super Bowl XXVII	Buffalo	W 52-17	Rose Bowl
1993 Season (3-0)				
Jan. 16, 1994	NFC Divisional Playoff	Green Bay	W 27-17	Texas Stadium
Jan. 23, 1994	NFC Championship Game	San Francisco	W 38-21	Texas Stadium
Jan. 30, 1994	Super Bowl XXVIII	Buffalo	W 30-13	Georgia Dome
1994 Season (1-1)				
Jan. 8, 1995	NFC Divisional Playoff	Green Bay	W 35-9	Texas Stadium
Jan. 15, 1995	NFC Championship Game	San Francisco	L 28-38	Candlestick Park
1995 Season (3-0)				
Jan. 7, 1996	NFC Divisional Playoff	Philadelphia	W 30-11	Texas Stadium
Jan. 14, 1996	NFC Championship Game	Green Bay	W 38-27	Texas Stadium
Jan. 28, 1996	Super Bowl XXX	Pittsburgh	W 27-17	Sun Devil Stadium
1996 Season (1-1)				
Dec. 28	NFC Wild Card Game	Minnesota	W 40-15	Texas Stadium
Jan. 5, 1997	NFC Divisional Playoff	Carolina	L 17-26	Ericsson Stadium
1998 Season (0-1)				
Jan. 2, 1999	NFC Wild Card Game	Arizona	L 7-20	Texas Stadium
1999 Season (0-1)				
Jan. 9, 2000	NFC Wild Card Game	Minnesota	L 10-27	Metrodome
2003 Season (0-1)				
Jan. 3, 2004	NFC Wild Card Game	Carolina	L 10-29	Ericsson Stadium
2006 Season (0-1)				
Jan. 6, 2007	NFC Wild Card Game	Seattle	L 20-21	Qwest Field
2007 Season (0-1)				
Jan. 13, 2008	NFC Divisional Playoff	N.Y. Giants	L 17-21	Texas Stadium
2009 Season (1-1)				
Jan. 9, 2010	NFC Wild Card Game	Philadelphia	W 34-14	AT&T Stadium
Jan. 17, 2010	NFC Divisional Playoff	Minnesota	L 3-34	Metrodome
2014 Season (1-1)				
Jan. 4, 2015	NFC Wild Card Game	Detroit	W 24-20	AT&T Stadium
Jan. 11, 2015	NFC Divisional Playoff	Green Bay	L 21-26	Lambeau Field
2016 Season (0-1)				
Jan. 15, 2017	NFC Divisional Playoff	Green Bay	L 31-34	AT&T Stadium
2018 Season (1-1)				
Jan. 5, 2019	NFC Wild Card Game	Seattle	W 24-22	AT&T Stadium
Jan. 12, 2019	NFC Divisional Playoff	LA Rams	L 22-30	Memorial Coliseum
2021 Season (0-1)				
Jan. 16, 2022	NFC Wild Card Game	San Francisco	L 17-23	AT&T Stadium
2022 Season (1-1)				
Jan. 16, 2023	NFC Wild Card Game	Tampa Bay	W 31-14	Raymond James Stadium
Jan. 22, 2023	NFC Divisional Playoff	San Francisco	L 12-19	Levi's Stadium
2023 Season (0-1)				
Jan. 14, 2024	NFC Wild Card Game	Green Bay	L 32-48	AT&T Stadium

NFL Playoff Record: 36-31

Home: 21-11

Wild Card Game: 8-7

Championship Game: 8-8

Away: 10-17

Divisional Game: 15-13

Super Bowl: 5-3

Dallas Cowboys Playoff Record vs.

Arizona.....	0-1	Denver.....	1-0	Philadelphia.....	3-1
Atlanta.....	2-0	Detroit.....	2-1	Pittsburgh.....	1-2
Baltimore.....	0-1	Green Bay.....	4-5	San Francisco.....	5-4
Buffalo.....	2-0	Los Angeles Rams.....	4-5	Seattle.....	1-1
Carolina.....	0-2	Miami.....	1-0	Tampa Bay.....	3-0
Chicago.....	2-0	Minnesota.....	4-3	Washington.....	0-2
Cleveland.....	1-2	N.Y. Giants.....	0-1		

Cowboys All-Time Playoff Leaders

RUSHING (yards)

PLAYER	G	ATT	YARDS	AVG.	LONG	TD
1. Smith, Emmitt (1990-02).....	17	349	1,586	4.5	65	19
2. Dorsett, Tony (1977-87).....	17	302	1,383	4.6	53	9
3. Newhouse, Robert (1972-83).....	23	174	651	3.7	19	3
4. Thomas, Duane (1970-71).....	6	130	518	4.0	23	4
5. Garrison, Walt (1966-74).....	15	126	493	3.9	19	0
6. Staubach, Roger (1969-79).....	20	76	432	5.7	29	0
7. Elliott, Ezekiel (2016-22).....	6	103	393	3.8	44	2
8. Hill, Calvin (1969-74).....	8	90	335	3.8	48	2
9. Perkins, Don (1961-68).....	4	66	284	4.3	24	3
10. Jones, Felix (2008-12).....	2	30	217	7.2	73t	1

RECEIVING (yards)

PLAYER	G	NO	YARDS	AVG.	LONG	TD
1. Irvin, Michael (1988-99).....	16	87	1,315	15.1	53	8
2. Pearson, Drew (1973-83).....	22	67	1,105	16.5	83t	8
3. Harper, Alvin (1991-94, 1999).....	10	24	655	27.3	94t	4
4. Novacek, Jay (1990-96).....	13	62	645	10.4	25	6
5. Hill, Tony (1977-86).....	17	46	618	13.4	49	4
6. Pearson, Preston (1975-80).....	13	43	504	11.7	34	3
7. Hayes, Bob (1965-74).....	17	31	492	15.9	86t	2
8. Witten, Jason (2003-17, 2019).....	8	45	486	10.8	32	1
9. DuPree, Billy Joe (1973-83).....	22	39	447	11.5	28	4
10. Dorsett, Tony (1977-87).....	17	46	403	8.8	32	1

RUSHING-RECEIVING (yards)

PLAYER	G	RUSHING	RECEIVING	TOTAL
1. Smith, Emmitt (1990-02).....	17	1,586	342	1,928
2. Dorsett, Tony (1977-87).....	17	1,383	403	1,786
3. Irvin, Michael (1988-99).....	16	0	1,315	1,315
4. Pearson, Drew (1973-83).....	22	16	1,105	1,121
5. Newhouse, Robert (1972-83).....	23	651	80	731
6. Harper, Alvin (1991-94, 1999).....	10	3	655	658
7. Garrison, Walt (1966-74).....	15	493	159	652
8. Novacek, Jay (1990-96).....	13	0	645	645
9. Pearson, Preston (1975-80).....	13	135	504	639
10. Hill, Tony (1977-86).....	17	-6	618	612

PASSING (rating - min. 150 att.)

PLAYER	G	ATT	COMP	PCT	YDS	TD	INT	RATING
1. Romo, Tony (2006-16).....	7	185	114	61.6	1,316	8	2	93.0
2. Prescott, Dak (2016-23).....	7	276	178	64.5	1,962	14	7	91.8
3. Aikman, Troy (1989-00).....	16	502	320	63.7	3,849	23	17	88.3
4. Staubach, Roger (1969-79).....	20	410	223	54.4	2,791	24	19	76.0
5. White, Danny (1976-88).....	18	360	206	57.2	2,284	15	16	71.7

SCORING

PLAYER	G	TD	PAT	2PT	FG	TOTAL
1. Smith, Emmitt (1990-02).....	17	21	-	-	-	126
2. Septien, Rafael (1978-86)	13	-	40	-	18	94
3. Boniol, Chris (1994-96).....	7	-	24	-	13	63
4. Dorsett, Tony (1977-87).....	17	10	-	-	-	60
5. Fritsch, Toni (1971-73, 1975).....	7	-	15	-	12	51
6. Pearson, Drew (1973-83).....	22	8	-	-	-	48
Irvin, Michael (1988-99).....	13	8	-	-	-	48
8. Clark, Mike (1968-71, 1973)	8	-	14	-	9	41
9. Novacek, Jay (1990-96).....	13	6	-	-	-	36
10. Murray, Eddie (1993, 1999).....	4	-	12	-	7	33

FIELD GOAL PCT. (min. 10 made)

PLAYER	G	ATT.	MADE	PCT.	LONG
1. Septien, Rafael (1978-86)	14	20	18	90.0	50
2. Boniol, Chris (1994-96).....	7	15	13	86.7	51
3. Fritsch, Toni (1971-73, 1975).....	7	14	12	85.7	45

PUNTING AVG. (min. 25 punts)

PLAYER	G	NO.	AVG.	LONG	BLK
1. Saxon, Mike (1985-92).....	6	26	43.5	57	1
2. Jett, John (1993-96)	10	33	42.9	59	1
3. Widby, Ron (1968-71).....	8	51	40.7	65	0
4. White, Danny (1976-88)	17	84	36.6	53	0

PUNT RETURN AVG. (min. 10)

PLAYER	G	NO.	YARDS	AVG.	LONG	TD
1. Hayes, Bob (1965-74).....	15	12	151	12.6	68	0
2. Johnson, Butch (1976-83).....	17	19	208	11.0	44	0
3. Jones, James (1980-82, 1984-85).....	5	16	147	9.2	43	0

KICKOFF RETURN AVG. (min. 10)

PLAYER	G	NO.	YARDS	AVG.	LONG	TD
1. Turpin, KaVontae (2022-23).....	3	10	282	28.2	47	0
2. Harris, Cliff (1970-79).....	21	11	243	22.1	34	0
3. Williams, Kevin (1993-96).....	10	23	505	22.0	50	0
4. Martin, Kelvin (1987-92, 1996).....	5	11	237	21.5	39	0
5. Jones, James (1980-82, 1984-85).....	6	13	267	20.5	33	0
6. Fellows, Ron (1981-86).....	6	11	191	17.4	33	0
7. Johnson, Butch (1976-83).....	17	12	207	17.3	26	0

INTERCEPTIONS

PLAYER	G	NO.	YARDS	AVG.	LONG	TD
1. Waters, Charlie (1970-78, 1980-81).....	25	9	124	13.8	29	0
2. Thurman, Dennis (1978-85)	13	7	126	18.0	39t	1
3. Harris, Cliff (1970-79).....	21	6	103	17.2	30	0
4. Brown, Larry (1991-95, 1998).....	14	5	105	21.0	44	0
5. Howley, Chuck (1961-73).....	11	4	89	22.3	41	0
Lewis, D.D. (1968, 1970-71).....	27	4	64	16.0	23	0
Jordan, Lee Roy (1963-76)	19	4	34	8.5	41	0
Renfro, Mel (1964-77).....	21	4	32	8.0	19	0
9. Washington, James (1990-94).....	8	3	46	15.3	21	0
Everett, Thomas (1992-93)	6	3	36	12.0	22	0
Woodson, Darren (1992-2003)	14	3	24	8.0	19	0
Walls, Everson (1981-89).....	7	3	20	6.7	20	0
Hughes, Randy (1975-80).....	12	3	1	0.3	1	0
Barnes, Benny (1972-82).....	21	3	0	0.0	0	0

Cowboys Individual Playoff Records

SERVICE

Most Games, Career

27	D.D. Lewis, 1968, 1970-81
26	Larry Cole, 1968-80
25	Charlie Waters, 1970-78, 1980-81

SCORING

POINTS

Career

126	Emmitt Smith, 1990-99 (21-td)
94	Rafael Septien, 1978-85 (40-pat, 18-fg)
63	Chris Boniol, 1994-96 (24-pat, 13-fg)

Game

18	Craig Baynham, vs. Cleveland, 12/24/67
18	Preston Pearson, @ LA Rams, 1/4/76
18	Emmitt Smith, vs. Green Bay, 1/14/96
18	Jake Ferguson, vs. Green Bay, 1/14/24

Game, Opponent

18	Larry Schreiber, @ San Francisco, 12/23/72
18	Sidney Rice, @ Minnesota, 1/17/10
18	Aaron Jones, vs. Green Bay, 1/14/24

TOUCHDOWNS

Career

21	Emmitt Smith, 1990-99 (19-r, 2-p)
10	Tony Dorsett, 1977-85 (9-r, 1-p)
8	Drew Pearson, 1973-83 (8-p)
8	Michael Irvin, 1988-98 (8-p)

Game

3	Craig Baynham, vs. Cleveland, 12/24/67 (2-r, 1-p)
3	Preston Pearson, @ LA Rams, 1/4/76 (3-p)
3	Emmitt Smith, vs. Green Bay, 1/14/96 (3-r)
3	Jake Ferguson, vs. Green Bay, 1/14/24 (3-p)

Game, Opponent

3	Larry Schreiber, @ San Francisco, 12/23/72 (3-r)
3	Sidney Rice, @ Minnesota, 1/17/10 (3-p)
3	Aaron Jones, vs. Green Bay, 1/14/24 (3-r)

Most Consecutive Games Scoring Touchdown

8	Emmitt Smith, 1993-96
5	Duane Thomas, 1970-71
3	Tony Dorsett, 1977-78
3	Tony Dorsett, 1981-82
3	Emmitt Smith, 1992
3	Alvin Harper, 1992-93
3	Jay Novacek, 1992-93
3	Michael Irvin, 1994-95

POINTS AFTER TOUCHDOWNS

Most Attempted, Career

40	Rafael Septien, 1978-85
24	Chris Boniol, 1994-96
15	Toni Fritsch, 1971-73, 1975

Most Attempted, Game

7	Danny Villanueva, vs. Cleveland, 12/24/67
7	Lin Elliott, vs. Buffalo, 1/31/93
6	Anders Carlson, vs. Green Bay, 1/14/24

Most Made, Career

40	Rafael Septien, 1978-85
24	Chris Boniol, 1994-96
15	Toni Fritsch, 1971-73, 1975

Most Made, Game

7	Danny Villanueva, vs. Cleveland, 12/24/67
7	Lin Elliott, vs. Buffalo, 1/31/93

Most Made, Game, Opponent

6	Anders Carlson, vs. Green Bay, 1/14/24
5	Don Cockroft, vs. Cleveland, 12/28/69
5	Roy Gerela, vs. Pittsburgh, 1/21/79
5	Eddie Murray, @ Detroit, 1/5/92
5	Doug Brian, @ San Francisco, 1/15/95

Most Made, No Misses, Career

40	Rafael Septien, 1978-86
24	Chris Boniol, 1994-96
15	Toni Fritsch, 1971-73, 1975

FIELD GOALS

Most Attempted, Career

21	Rafael Septien, 1978-86
15	Chris Boniol, 1994-96
14	Toni Fritsch, 1972-76
14	Mike Clark, 1968-71, 1973

Most Attempted, Game

5	Efren Herrera, vs. Denver, 1/15/78
4	Mike Clark, @ Cleveland, 12/21/68
4	Chris Boniol, vs. Minnesota, 12/28/96

Most Attempted, Opponent, Game

6	David Ray, vs. LA Rams, 12/23/73
5	John Kasay, @ Carolina, 1/3/04
4	Curt Knight, @ Washington, 12/31/72
4	John Kasay, @ Carolina, 1/5/97
4	Greg Zuerlein, @ LA Rams, 1/12/19
4	Robby Gould, @ San Francisco, 1/22/23

Most Made, Career

18	Rafael Septien, 1978-86
13	Chris Boniol, 1994-96
12	Toni Fritsch, 1972-76

Most Made, Game

4	Chris Boniol, vs. Minnesota, 12/28/96
3	7 times, last by Chris Boniol @ Carolina, 1/5/97

Most Made, Opponent, Game

5	John Kasay, @ Carolina, 1/3/04
4	Curt Knight, @ Washington, 12/31/72
4	John Kasay, @ Carolina, 1/5/97
4	Robbie Gould, @ San Francisco, 1/22/23

Most Consecutive Field Goals Made

15	Rafael Septien, 1978-82
9	Chris Boniol, 1995-96
7	Efren Herrera, 1976-77
7	Eddie Murray, 1994, 1999

Most Consecutive Games Made

7	Toni Fritsch, 1972-76
6	Rafael Septien, 1976-78
5	Chris Boniol, 1995-96

Longest Field Goal

52	Dan Bailey, vs. Green Bay, 1/15/17
51	Chris Boniol, vs. Philadelphia, 1/7/96
51	Dan Bailey, vs. Detroit, 1/4/15
51	Greg Zuerlein, vs. San Francisco, 1/16/22

Longest Field Goal, Opponent

56	Mason Crosby, vs. Green Bay, 1/15/17
54	Steve Christie, vs. Buffalo, 1/30/94
53	Robbie Gould, vs. San Francisco, 1/16/22

Highest Field Goal Percentage, Career (10 made)

90.0	Rafael Septien, 1978-86 (18-20)
86.7	Chris Boniol, 1994-96 (13-15)
85.7	Toni Fritsch, 1972-76 (12-14)

SAFETIES

Most, Game

1	George Andrie and Jethro Pugh, vs. Detroit, 12/26/70
1	Jim Jensen, vs. LA Rams, 12/19/76

Most, Opponent, Game

1	Alan Page, @ Minnesota, 12/25/71
1	Reggie Harrison, vs. Pittsburgh, 1/18/76
1	Terry Glenn, fumble through end zone, @ Seattle, 1/6/07

RUSHING

ATTEMPTS

Career

349	Emmitt Smith, 1990-99
302	Tony Dorsett, 1977-85
174	Robert Newhouse, 1972-83

Game

35	Emmitt Smith, vs. Green Bay, 1/14/96
30	Duane Thomas, vs. Detroit, 12/26/70
30	Emmitt Smith, vs. Buffalo, 1/30/94

Game, Opponent

36	John Figgins, vs. Washington, 1/22/83
34	Eric Dickerson, @ LA Rams, 1/4/86
30	Larry Brown, @ Washington, 12/31/72

YARDS GAINED

Career

1,586	Emmitt Smith, 1990-99
1,383	Tony Dorsett, 1977-85
651	Robert Newhouse, 1972-83

Game

160	Tony Dorsett, vs. LA Rams, 12/28/80
150	Emmitt Smith, vs. Green Bay, 1/14/96
148	Felix Jones, vs. Philadelphia, 1/9/10

Game, Opponent

248	Eric Dickerson, @ LA Rams, 1/4/86
194	Wilbert Montgomery, @ Philadelphia, 1/11/81
140	John Riggins, vs. Washington, 1/22/83
140	Robert Smith, @ Minnesota, 1/9/00

Longest Run

73	Felix Jones, vs. Philadelphia, 1/9/10 (TD)
65	Emmitt Smith, @ Minnesota, 1/9/00
53	Tony Dorsett, @ LA Rams, 1/7/79

Longest Run, Opponent

74	Adrian Murrell, vs. Arizona, 1/2/99
71	James Lofton, vs. Green Bay, 1/16/83 (TD)
55	Wilbert Montgomery, @ Philadelphia, 1/7/79
55	Eric Dickerson, vs. LA Rams, 12/26/83 (TD)

Most Games, 100 or More Yards

7	Emmitt Smith, 1990-98
3	Tony Dorsett, 1978-83
2	Duane Thomas, 1970-71
2	Ezekiel Elliott, 2016-19

Most Consecutive Games, 100 or More Yards

3	Emmitt Smith, 1992
2	Duane Thomas, 1970-71
2	Ezekiel Elliott, 2016-18

AVERAGE GAIN

5.68	Roger Staubach, 1969-79 (76-432)
4.58	Tony Dorsett, 1977-85 (302-1,383)
4.54	Emmitt Smith, 1990-99 (349-1,586)

Game (10 attempts)

9.25	Felix Jones, vs. Philadelphia, 1/9/10 (16-148)
7.27	Tony Dorsett, vs. LA Rams, 12/28/80 (22-160)
6.94	Calvin Hill, @ San Francisco, 12/23/72 (18-125)

Career

19	Emmitt Smith, 1990-99
9	Tony Dorsett, 1977-85
4	Duane Thomas, 1970-71

Game

3	Emmitt Smith, vs. Green Bay, 1/14/96
2	Nine times, last by Emmitt Smith, vs. Minnesota, 12/28/96

Game, Opponent

3	Larry Schreiber, @ San Francisco, 12/23/72
3	Aaron Jones, vs. Green Bay, 1/14/24

Most Consecutive Games Rushing for Touchdown

8	Emmitt Smith, 1993-96
4	Dak Prescott, 2018-22
3	Duane Thomas, 1971-72
3	Tony Dorsett, 1977-78
3	Tony Dorsett, 1981-82
3	Emmitt Smith, 1992

PASSING

ATTEMPTS

Career

502	Troy Aikman, 1989-99
410	Roger Staubach, 1969-79
360	Danny White, 1976-88

Game

60	Dak Prescott, vs. Green Bay, 1/14/24
53	Danny White, vs. LA Rams, 12/26/83
53	Troy Aikman, @ San Francisco, 1/15/95

Game, Opponent

66	Tom Brady, @ Tampa Bay, 1/16/23
50	Jim Kelly, vs. Buffalo, 1/30/94
49	Neil O'Donnell, vs. Pittsburgh, 1/28/96

Career

320	Troy Aikman, 1989-99
223	Roger Staubach, 1969-79
206	Danny White, 1976-88

Game

41	Dak Prescott, vs. Green Bay, 1/14/24
32	Danny White, vs. LA Rams, 12/26/83
30	Troy Aikman, @ San Francisco, 1/15/95

Opponent, Game

35	Tom Brady, @ Tampa Bay, 1/16/23
31	Jim Kelly, vs. Buffalo, 1/30/94
29	Erik Kramer, @ Detroit, 1/5/92

Consecutive Passes Completed

11	Dak Prescott, @ Tampa Bay, 1/16/23
10	Troy Aikman, vs. Pittsburgh, 1/28/96
10	Dak Prescott, @ Tampa Bay, 1/16/23

COMPLETION PERCENTAGE

Career (150 attempts)

64.49	Dak Prescott, 2016-23 (178 of 276)
63.75	Troy Aikman, 1989-99 (320 of 502)
61.62	Tony Romo, 2003-16 (114 of 185)

Game (20 attempts)

76.67	Troy Aikman, vs. Green Bay, 1/8/95 (23 of 30)
75.76	Dak Prescott, @ Tampa Bay, 1/26/23 (25 of 33)
75.68	Troy Aikman, vs. Green Bay, 1/16/94 (28 of 37)

YARDS GAINED

Career

3,849	Troy Aikman, 1989-99
2,791	Roger Staubach, 1969-79
2,284	Danny White, 1976-88

Game

380	Troy Aikman, @ San Francisco, 1/15/95
337	Troy Aikman, vs. Green Bay, 1/8/95
330	Danny White, vs. LA Rams, 12/26/83

Game, Opponent

356	Aaron Rodgers, vs. Green Bay, 1/15/17
351	Tom Brady, @ Tampa Bay, 1/16/23
341	Erik Kramer, @ Detroit, 1/5/92

Most Games, 300 or More Passing Yards, Career

4	Troy Aikman, 1991-95
3	Danny White, 1976-88
3	Dak Prescott, 2016-23

Longest Pass Completion (All TDs)

94	Troy Aikman (to Harper), vs. Green Bay, 1/8/95
86	Don Meredith (to Hayes), vs. Cleveland, 12/24/67
83	Roger Staubach (to D. Pearson), vs. LA Rams, 12/23/73

Longest Pass Completion, Opponent

(All TDs except as noted)

76	Michael Vick (to Jeremy Maclin), vs. Philadelphia, 1/9/10
75	Frank Ryan (to Paul Warfield), vs. Cleveland, 12/24/67
75	John Unitas (to John Mackey), vs. Baltimore, 1/17/71
75	Doug Williams (to Jimmie Giles), vs. Tampa Bay, 1/2/82 (no TD)

TOUCHDOWNS

Career

24	Roger Staubach, 1969-79
23	Troy Aikman, 1989-98
15	Danny White, 1976-88

Game

4	Roger Staubach, @ LA Rams, 1/4/76
4	Troy Aikman, vs. Buffalo, 1/31/93
4	Dak Prescott, @ Tampa Bay, 1/16/23

Game, Opponent

4	Bart Starr, vs. Green Bay, 1/1/67
4	Terry Bradshaw, vs. Pittsburgh, 1/21/79
4	Brett Favre, @ Minnesota, 1/17/10

Most Consecutive Games, Touchdown Pass

7	Dak Prescott, 2016-23
5	Troy Aikman, 1992-93
5	Troy Aikman, 1994-95
4	Danny White, 1982-83

HAD INTERCEPTED

Career

19	Roger Staubach, 1969-79
17	Troy Aikman, 1989-99
16	Danny White, 1976-88

Game

4	Roger Staubach, vs. Minnesota, 12/30/73
3	Ten times, last Troy Aikman, vs. Arizona, 1/2/99

Game, Opponent

4	Bob Avellini, vs. Chicago, 12/26/77
4	Craig Morton, vs. Denver, 1/15/78
4	Doug Williams, vs. Tampa Bay, 1/2/82

Most Consecutive Passes Attempted, None Intercepted

111	Troy Aikman, 1991-93
102	Roger Staubach, 1969-1973
88	Troy Aikman, 1994-96

Most Attempts, No Interceptions, Game

35	Tony Romo, vs. Philadelphia, 1/9/10
34	Troy Aikman, @ San Francisco, 1/17/93
33	Troy Aikman, vs. Green Bay, 1/14/96

Most Attempts, No Interceptions, Game, Opponent

38	Erik Kramer, @ Detroit, 1/5/92
35	Aaron Rodgers, @ Green Bay, 1/11/15
30	Vince Ferragamo, vs. LA Rams, 12/26/83
30	Randall Cunningham, vs. Philadelphia, 1/10/93

RATING

Career

93.0	Tony Romo 2006-16
91.8	Dak Prescott 2016-23
88.3	Troy Aikman 1989-00
76.0	Roger Staubach 1969-79

Game

143.6	Tony Romo, @ Green Bay, 1/11/15
143.3	Dak Prescott, @ Tampa Bay, 1/16/23
140.7	Troy Aikman, vs. Buffalo, 1/31/93

Game, Opponent

157.2	Jordan Love, vs. Green Bay, 1/14/24
148.6	Billy Kilmer, @ Washington, 12/31/72
143.5	Bart Starr, vs. Green Bay, 1/1/67

TIMES SACKED**Game**

7	Roger Staubach, vs. LA Rams, 12/23/73
7	Roger Staubach, vs. Pittsburgh, 1/18/76
6	Tony Romo, @ Minnesota, 1/17/10
6	Tony Romo, vs. Detroit, 1/4/15

Opponent, Game

5	John Hadl, vs. LA Rams, 12/23/73
5	Ron Jaworski, vs. LA Rams, 1/4/76
5	Steve Bartkowski, @ Atlanta, 1/20/78
5	Randall Cunningham, vs. Philadelphia, 1/10/93

PASS RECEIVING**RECEPTIONS****Career**

87	Michael Irvin, 1988-98
67	Drew Pearson, 1973-83
62	Jay Novacek, 1990-95

Game

12	Michael Irvin, @ San Francisco, 1/15/95
11	Jay Novacek, vs. Green Bay, 1/8/95
10	Jason Witten, @ Minnesota, 1/17/10
10	CeeDee Lamb, @ San Francisco, 1/22/23
10	Jake Ferguson, vs. Green Bay, 1/14/24

Game, Opponent

10	Andre Hastings, vs. Pittsburgh, 1/28/96
9	Tom Waddle, @ Chicago, 12/29/91
9	Edgar Bennett, vs. Green Bay, 1/16/94

Most Consecutive Games, Pass Reception

22	Drew Pearson, 1973-83
16	Michael Irvin, 1991-98
13	Jay Novacek, 1991-95

YARDS**Career**

1,315	Michael Irvin, 1988-98
1,105	Drew Pearson, 1973-83
655	Alvin Harper, 1991-94

Game

192	Michael Irvin, @ San Francisco, 1/15/95
163	Raghib Ismail, @ Minnesota, 1/9/00
144	Bob Hayes, vs. Cleveland, 12/24/67

Game, Opponent

161	Lynn Swann, vs. Pittsburgh, 1/18/76
152	Andre Reed, vs. Buffalo, 1/31/93
151	Romeo Doubs, vs. Green Bay, 1/14/24

Longest Pass Reception (All TDs)

94	Alvin Harper (from Aikman), vs. Green Bay, 1/8/95
86	Bob Hayes (from Meredith), vs. Cleveland, 12/24/67
83	Drew Pearson (from Staubach), vs. LA Rams, 12/23/73

Longest Pass Reception, Opponent (All TDs, except *)

76	J. MacIain (from M. Vick), vs. Philadelphia, 1/9/10
75	P. Warfield (from F. Ryan), vs. Cleveland 12/24/67
75	J. Mackey (from J. Unitas), vs. Baltimore, 1/17/71
75	J. Giles (from D. Williams), vs. Tampa Bay, 1/2/82*

Most Games, 100 or More Yards Receiving, Career

6	Michael Irvin, 1988-98
2	Tony Hill, 1977-86
2	Alvin Harper, 1991-94
2	CeeDee Lamb, 2022-23

AVERAGE GAIN**Career (20 receptions)**

27.3	Alvin Harper, 1991-94 (24-655)
16.5	Drew Pearson, 1973-83 (67-1,105)
15.8	Butch Johnson, 1976-83 (25-394)

Game (3 receptions)

39.0	Alvin Harper, @ San Francisco, 1/17/93 (3-117)
34.0	Frank Clarke, vs. Green Bay, 1/1/67 (3-102)
29.3	Alvin Harper, @ Chicago, 12/29/91 (3-88)

TOUCHDOWNS**Career**

8	Drew Pearson, 1973-83
8	Michael Irvin, 1988-98
6	Jay Novacek, 1990-95

Game

3	Preston Pearson, @ LA Rams, 1/4/76
3	Jake Ferguson, vs. Green Bay, 1/14/24

Game, Opponent

3	Sidney Rice, @ Minnesota, 1/17/10
2	Nine times, last by Amani Toomer, vs. N.Y. Giants, 1/13/08

Most Consecutive Games, Touchdown

3	Alvin Harper, 1992-93
3	Jay Novacek, 1992-93
3	Michael Irvin, 1994-95

RUSHING-RECEIVING**ATTEMPTS****Career**

395	Emmitt Smith, 1990-99 (349-ru, 46-re)
348	Tony Dorsett, 1977-85 (302-ru, 46-re)
188	Robert Newhouse, 1972-83 (174-ru, 14-re)

Game

37	Emmitt Smith, vs. Green Bay, 1/14/96 (35-ru, 29-re)
34	Emmitt Smith, vs. Buffalo, 1/30/94 (30-ru, 4-re)
31	Emmitt Smith, @ San Francisco, 1/17/19 (24-ru, 7-re)

YARDS**Career**

1,928	Emmitt Smith, 1990-99 (1,586-ru, 342-re)
1,786	Tony Dorsett, 1977-85 (1,383-ru, 403-re)
1,315	Michael Irvin, 1988-98 (0-ru, 1,315-re)

Game

192	Michael Irvin, @ San Francisco, 1/15/95 (192-re)
188	Tony Dorsett, vs. LA Rams, 12/28/80 (160-ru, 28-re)
178	Felix Jones, vs. Philadelphia, 1/9/10 (148-ru, 30-re)

PUNTING**PUNTS****Career (25 punts)**

84	Danny White, 1976-85
51	Ron Widby, 1968-71
33	John Jett, 1993-96

Game

9	Ron Widby, vs. Baltimore, 1/17/71
8	Five times, last by Danny White, vs. LA Rams, 12/30/79

Game, Opponent

8	Donny Anderson, @ Green Bay, 12/31/67
8	Herman Weaver, vs. Detroit, 12/26/70
8	Neil Clabo, @ Minnesota, 1/1/78
8	Tom Hutton, vs. Philadelphia, 1/7/96
8	Scott Player, vs. Arizona, 1/2/99

Longest Punt

65	Ron Widby, vs. Detroit, 12/26/70
62	Mat McBriar, @ Seattle, 1/6/07
61	Mat McBriar, vs. Philadelphia, 1/9/10

Longest Punt, Opponent

66	Jake Schum, vs. Green Bay, 1/15/17
64	Dave Chapple, vs. LA Rams, 12/23/73
62	Craig Henrich, vs. Green Bay, 1/8/95

AVERAGE GROSS YARDS**Career (25 punts)**

43.5	Mike Saxon, 1985-92
42.9	John Jett, 1993-96
40.1	Ron Widby, 1968-71

Game (4 punts)

53.6	Bryan Anger, vs. San Francisco, 1/16/22 (5-268)
48.4	Mat McBriar, @ Seattle, 1/6/07 (5-242)
48.0	Chris Jones, vs. Detroit, 1/11/15 (4-192)

Game, Opponent (4 punts)

51.4	Michael Dickson, vs. Seattle, 1/12/19 (7-360)
50.6	Sav Rocca, vs. Philadelphia, 1/9/10 (5-253)
49.0	Jake Camarda, @ Tampa Bay, 1/16/23 (5-245)

Career

1	Mike Saxon, 1986-1992
1	John Jett, 1993-95

Most Consecutive Punts, None Blocked

84	Danny White, 1976-83
60	Ron Widby, 1968-72
24	Marv Bateman, 1972-75

INSIDE 20**Career**

21	Danny White, 1976-83
10	Mat McBriar, 2004-09
9	Ron Widby, 1968-72
9	Bryan Anger, 2021-23

Game

5	Mat McBriar, vs. Philadelphia, 1/9/10
4	Toby Gowin, vs. Arizona, 1/2/99
3	Eight times, last by Bryan Anger, @ SF, 1/22/23

PUNT RETURNS

RETURNS

Career

- 19 Butch Johnson, 1976-83
- 16 James Jones, 1980-82
- 12 Bob Hayes, 1965-74

Game

- 5 James Jones, vs. LA Rams, 12/28/80
- 5 Ron Fellows, vs. Tampa Bay, 1/9/83
- 5 Tavon Austin, vs. Seattle, 1/12/19
- 4 Seven times, last by J. Galloway, @ Carolina, 1/3/04

Game, Opponent

- 6 John Sciarra, @ Philadelphia, 1/11/81
- 5 Lem Barney, vs. Detroit, 12/26/70

FAIR CATCHES

Career

- 10 Bob Hayes, 1966-72
- 8 Lance Rentzel, 1967-69
- 8 Cliff Harris, 1970-79

Game

- 4 Lance Rentzel, @ Cleveland, 12/21/68
- 4 Cliff Harris, @ San Francisco, 12/23/72
- 3 Lance Rentzel, @ Green Bay, 12/31/67
- 3 Golden Richards, vs. Pittsburgh, 1/18/76
- 3 Gordon Banks, @ LA Rams, 1/4/86
- 3 KaVontae Turpin, vs. Green Bay, 1/14/24

Game, Opponent

- 4 Bobby Bryant, @ Minnesota, 12/25/71
- 3 Bobby Bryant, vs. Minnesota, 12/30/73
- 3 Travis Benjamin, vs. San Francisco, 1/16/22

YARDS GAINED

Career

- 208 Butch Johnson, 1976-83
- 151 Bob Hayes, 1965-74
- 147 James Jones, 1980-82

Game

- 141 Bob Hayes, vs. Cleveland, 12/24/67
- 81 James Jones, vs. LA Rams, 12/20/80
- 73 Tavon Austin, vs. Seattle, 1/15/19

Game, Opponent

- 69 John Sciarra, @ Philadelphia, 1/11/81
- 59 Reggie Brooks, vs. Green Bay, 1/16/94
- 54 Antonio Freeman, vs. Green Bay, 1/14/96

Longest Punt Return

- 68 Bob Hayes, vs. Cleveland, 12/24/67
- 64 Bob Hayes, vs. Cleveland, 12/24/67
- 63 Golden Richards, vs. Minnesota, 12/30/73 (TD)

Longest Punt Return, Opponent

- 43 Reggie Brooks, vs. Green Bay, 1/16/94
- 39 Antonio Freeman, vs. Green Bay, 1/14/96
- 30 Jim Bertelsen, vs. LA Rams, 12/23/73

AVERAGE YARDAGE

Career (10 returns)

- 12.6 Bob Hayes, 1965-74 (12-151)
- 11.0 Butch Johnson, 1976-83 (19-208)
- 9.2 James Jones, 1980-82 (16-147)

Game (3 returns)

- 47.0 Bob Hayes, vs. Cleveland, 12/24/67 (3-141)
- 18.7 Patrick Crayton, vs. Philadelphia, 1/9/10 (3-56)
- 16.2 James Jones, vs. LA Rams, 12/20/80 (5-81)

Game, Opponent (3 returns)

- 13.5 Antonio Freeman, vs. Green Bay, 1/14/96 (4-54)
- 13.0 Jim Bertelsen, vs. LA Rams, 1/23/73 (4-52)
- 11.5 John Sciarra, @ Philadelphia, 1/11/81 (6-69)

TOUCHDOWNS

Game

- 1 Golden Richards, vs. Minnesota, 12/30/73

Game, Opponent

- None

KICKOFF RETURNS

RETURNS

Career

- 23 Kevin Williams, 1993-96
- 13 James Jones, 1980-82, 1984-85
- 12 Butch Johnson, 1976-83

Game

- 7 Michael Bates, @ Carolina 1/3/04
- 6 Kevin Williams, @ San Francisco, 1/15/95
- 6 Kevin Ogletree, @ Minnesota, 1/17/10

Game, Opponent

- 7 Del Rodgers, vs. Green Bay, 1/16/83
- 7 Antonio Freeman, vs. Green Bay, 1/14/96

YARDS

Career

- 505 Kevin Williams, 1993-96
- 282 KaVontae Turpin, 2022-23
- 267 James Jones, 1980-82, 1984-85

Game

- 172 Michael Bates, @ Carolina 1/3/04
- 136 Miles Austin, @ Seattle, 1/6/07
- 130 Kevin Williams, @ San Francisco, 1/15/95

Game, Opponent

- 155 Michael Bates, @ Carolina, 1/5/97
- 148 Del Rodgers, vs. Green Bay, 1/16/83
- 148 Antonio Freeman, vs. Green Bay, 1/14/96

Longest Kickoff Return

- 93 Miles Austin, @ Seattle, 1/6/07 (TD)
- 89 Rod Hill, vs. Green Bay, 1/9/83
- 50 Kevin Williams, vs. Buffalo, 1/30/94

Longest Kickoff Return, Opponent

- 97 Vic Washington, vs. San Francisco, 12/23/72 (TD)
- 67 Rick Upchurch, vs. Denver, 1/15/78
- 61 Clinton Jones, @ Minnesota, 12/25/71

AVERAGE YARDAGE

Career (10 returns)

- 28.2 KaVontae Turpin, 2022-23 (10-282)
- 22.1 Cliff Harris, 1970-79 (11-243)
- 22.0 Kevin Williams, 1993-96 (23-505)

Game (3 returns)

- 45.3 Miles Austin, @ Seattle, 1/6/07 (3-136)
- 39.3 Rod Hill, vs. Green Bay, 1/9/83 (3-118)
- 30.0 KaVontae Turpin, @ San Francisco, 1/22/23 (4-120)

Game, Opponent (3 returns)

- 45.3 Vic Washington, vs. San Francisco, 12/23/72 (3-136)
- 31.3 Rick Upchurch, vs. Denver, 1/15/78 (3-94)
- 31.0 Michael Bates, @ Carolina, 1/5/97 (5-155)
- 31.0 Domenik Hixon, vs. N.Y. Giants, 1/13/08 (3-93)

TOUCHDOWNS

Game

- 1 Miles Austin, @ Seattle, 1/6/07

Game, Opponent

- 1 Vic Washington, vs. San Francisco, 12/23/72

INTERCEPTED BY

INTERCEPTIONS

Career

- 9 Charlie Waters, 1970-78, 80-81
- 7 Dennis Thurman, 1978-85
- 6 Cliff Harris, 1970-79

Game

- 3 Charlie Waters, vs. Chicago, 12/26/77
- 3 Dennis Thurman, vs. Green Bay, 1/16/83
- 2 Seven times, last by Larry Brown, vs. Pittsburgh, 1/28/96

Game, Opponent

- 2 Skip Vanderhuidt, @ San Francisco, 12/23/72
- 2 Bobby Bryant, vs. Minnesota, 12/30/73
- 2 Eric Davis, @ San Francisco, 1/15/95
- 2 Aeneas Williams, vs. Arizona, 1/2/99

Most Consecutive Games Intercept Pass

- 3 Mel Renfro, 1970
- 3 Randy Hughes, 1977-78

YARDS GAINED

Career

- 126 Dennis Thurman, 1978-85
- 124 Charlie Waters, 1970-78, 80-81
- 105 Larry Brown, 1991-95

Game

- 77 Larry Brown, vs. Pittsburgh, 1/28/96
- 68 Thomas Henderson, @ LA Rams, 1/7/79
- 60 Cornell Green, vs. Cleveland, 1/24/67

Game, Opponent

- 94 LeRoy Irvin, vs. LA Rams, 12/26/83
- 88 Walt Sumner, vs. Cleveland, 12/28/69
- 84 Darnell Savage, vs. Green Bay, 1/14/24

Longest Return (all TDs except as noted)

- 68 Thomas Henderson, @ LA Rams, 1/7/79
- 60 Cornell Green, vs. Cleveland, 1/24/67
- 44 Larry Brown, vs. Pittsburgh, 1/28/96 (no TD)

Longest Return, Opponents (all TDs except as noted)

- 94 LeRoy Irvin, vs. LA Rams, 12/26/83 (no TD)
- 88 Walt Sumner, vs. Cleveland, 12/28/64
- 64 Darnell Savage, vs. Green Bay, 1/14/24

FUMBLES	
OPPONENTS' FUMBLES RECOVERED	
Career	
4	Cliff Harris, 1970-79
3	Charlie Waters, 1970-78, 1980-81
Game	
2	Charlie Waters, vs. Detroit, 12/26/70
2	Harvey Martin, vs. Minnesota, 1/1/78
2	Randy Hughes, vs. Denver, 1/15/78
2	Jimmie Jones, vs. Buffalo, 1/31/93
2	Bobby Carpenter, vs. Philadelphia, 1/9/10
2	DeMarcus Lawrence, vs. Detroit, 1/4/15
Longest Fumble Returns (All TDs except as noted)	
64	Leon Lett, vs. Buffalo, 1/31/93 (no TD)
46	James Washington, vs. Buffalo, 1/30/94
44	Chuck Howley, @ Cleveland, 12/21/68
Longest Fumble Returns, Opponent (All TDs)	
60	Hugh Green, vs. Tampa Bay, 1/9/83
18	Jim Grabowski, vs. Green Bay, 1/1/67

SACKS	
TOTAL SACKS	
Game	
3.0	Tony Casillas, @ San Francisco, 1/17/93
Game, Opponent	
3.0	Gary Jeter, @ LA Rams, 1/4/86
3.0	Ray Edwards, @ Minnesota, 1/17/10
BLOCKED KICKS	
BLOCKED PUNTS	
Game	
1	Darrick Brownlow, vs. Chicago, 12/29/91
Game, Opponent	
1	Steve Tasker, vs. Buffalo, 1/31/93
1	Bernardo Harris, vs. Green Bay, 1/14/96
BLOCKED FIELD GOALS	
Game, Opponent	
1	Datone Jones, @ Green Bay, 1/11/15

Cowboys Team Playoff Records

SINGLE GAME

SCORING	
Most Points	
52	vs. Cleveland, 12/24/67 (Dallas 52, Cleveland 14)
52	vs. Buffalo, 1/31/93 (Dallas 52, Buffalo 17)
40	vs. Minnesota, 12/28/96 (Dallas 40, Minn. 15)
Most Points, Opponent	
48	vs. Green Bay, 1/14/24 (Green Bay 48, Dallas 32)
38	vs. Cleveland, 12/28/69 (Cleveland 38, Dallas 14)
38	@ Detroit, 1/5/92 (Detroit 38, Dallas 6)
38	@ San Francisco, 1/15/95 (S.F. 38, Dallas 28)
Most Points, Both Teams	
80	vs. Green Bay, 1/14/24 (Green Bay 48, Dallas 32)
69	vs. Buffalo, 1/31/93 (Dallas 52, Buff. 17)
66	vs. Cleveland, 12/24/67 (Dallas 52, Cleveland 14)
66	vs. Pittsburgh, 1/21/79 (Pittsburgh 35, Dallas 31)
66	@ San Francisco, 1/15/95 (S.F. 38, Dallas 28)
Fewest Points	
0	@ LA Rams, 1/4/86 (LA Rams 20, Dallas 0)
3	@ Washington, 12/31/72 (Wash. 26, Dallas 3)
3	@ Minnesota, 1/17/10 (Minnesota 34, Dallas 3)
Fewest Points, Opponent	
0	vs. Detroit, 12/26/70 (Dallas 5, Detroit 0)
0	@ LA Rams, 1/7/79 (Dallas 28, LA Rams 0)
0	vs. Tampa Bay, 1/2/82 (Dallas 38, Tampa Bay 0)
Most Points Overcome To Win Game	
18	@ San Francisco, 12/23/72
14	@ Atlanta, 1/4/81
14	vs. Detroit, 1/4/15
Most Decisive Win	
38	vs. Tampa Bay, 1/2/82 (Dallas 38, Tampa Bay 0)
38	vs. Cleveland, 12/24/67 (Dallas 52, Cleveland 14)
35	vs. Buffalo, 1/31/93 (Dallas 52, Buffalo 17)
Most Decisive Loss	
32	@ Detroit, 1/5/92 (Detroit 38, Dallas 6)
31	@ Minnesota, 1/17/10 (Minnesota 34, Dallas 3)
24	vs. Cleveland, 12/28/69 (Cleveland 38, Dallas 14)

FIRST DOWNS	
Most First Downs	
37	vs. Green Bay, 1/14/24
29	vs. LA Rams, 12/28/80
29	vs. Tampa Bay, 1/9/83
29	@ San Francisco, 1/15/95
Most First Downs, Opponent	
30	@ LA Rams, 1/12/19
27	vs. Green Bay, 1/15/17
26	@ San Francisco, 1/10/82
26	@ Chicago, 12/29/91
Most First Downs, Both Teams	
59	vs. Green Bay, 1/14/24
52	vs. Green Bay, 1/15/17
50	@ Tampa Bay, 1/16/23

Fewest First Downs	
8	@ Washington, 12/31/72
9	vs. Minnesota, 12/30/73
9	vs. Baltimore, 1/17/71
Fewest First Downs, Opponent	
7	vs. Detroit, 12/26/70
8	vs. Tampa Bay, 1/9/83
9	vs. San Francisco, 1/2/72
9	@ LA Rams, 1/4/76
Fewest First Downs, Both Teams	
21	vs. Detroit, 12/26/70
23	vs. Baltimore, 1/17/71
24	@ Washington, 12/31/72
Most First Downs, Rushing	
19	vs. LA Rams, 12/28/80
16	@ San Francisco, 1/3/71
16	vs. Minnesota, 12/28/96
Most First Downs, Rushing, Opponent	
17	@ LA Rams, 1/12/19
14	vs. Minnesota, 12/30/73
13	@ Philadelphia, 1/11/81
Fewest First Downs, Rushing	
2	@ Washington, 1/22/83
3	Four times, last @ Carolina, 1/30/04
Fewest First Downs, Rushing, Opponent	
0	vs. Philadelphia, 1/9/10
1	@ LA Rams, 1/4/76
2	Six times, last vs. Arizona, 1/2/99
Most First Downs, Passing	
25	vs. Green Bay, 1/14/24
20	vs. LA Rams, 12/26/83
19	vs. Tampa Bay, 1/2/82
19	@ Washington, 1/22/83
Most First Downs, Passing, Opponent	
20	@ Tampa Bay, 1/16/23
19	@ Detroit, 1/5/92
18	vs. Green Bay, 1/15/17
Fewest First Downs, Passing	
3	vs. Detroit, 12/26/70
3	@ Washington, 12/31/72
4	vs. LA Rams, 12/23/73
Fewest First Downs, Passing, Opponent	
1	vs. Denver, 1/15/78
3	vs. LA Rams, 1/4/86
4	vs. Atlanta, 12/30/78
4	vs. Tampa Bay, 1/9/83
Most First Downs, Penalty	
4	@ Carolina, 1/5/97
4	vs. Philadelphia, 1/9/10
4	vs. Green Bay, 1/14/24
Most First Downs, Penalty, Opponent	
4	vs. Baltimore, 1/17/71
4	vs. Buffalo, 1/31/93
4	@ Seattle, 1/6/07
4	vs. Philadelphia, 1/9/10
4	vs. San Francisco, 1/16/22

NET YARDS GAINED RUSHING AND PASSING

Most Yards Gained

528	vs. LA Rams, 425+5	12/28/80
510	vs. Green Bay, 1/14/24	
451	@ San Francisco, 1/15/95	

Most Yards Gained, Opponent

466	vs. Green Bay, 1/6/83	
459	@ LA Rams, 1/12/19	
421	@ Detroit, 1/5/92	

Most Yards Gained, Both Teams

925	vs. Green Bay, 1/14/24	
843	vs. Green Bay, 1/15/17	
841	vs. Green Bay, 1/6/83	

Fewest Yards Gained

153	vs. Minnesota, 12/30/73	
169	@ Washington, 12/31/72	
183	vs. Minnesota, 12/25/71	

Fewest Yards Gained, Opponent

118	@ LA Rams, 1/4/76	
156	vs. Detroit, 12/26/70	
156	vs. Denver, 1/15/78	

Fewest Yards Gained, Both Teams

387	@ Green Bay, 12/31/67	
387	vs. Detroit, 12/26/70	
459	vs. Minnesota, 12/30/73	

RUSHING

ATTEMPTS

Most Rushing Attempts

51	@ San Francisco, 1/3/71	
50	vs. Detroit, 12/26/70	
50	@ LA Rams, 1/4/76	

Most Rushing Attempts, Opponent

49	vs. LA Rams, 12/19/76	
48	@ LA Rams, 1/12/19	
47	vs. Minnesota, 12/30/73	

Fewest Rushing Attempts

16	@ Minnesota, 1/9/00	
18	@ LA Rams, 1/4/86	
18	@ Carolina, 1/3/04	

Fewest Rushing Attempts, Opponent

12	vs. Green Bay, 1/14/96	
12	@ Tampa Bay, 1/16/23	
13	vs. Green Bay, 1/16/94	
13	vs. Philadelphia, 1/9/10	

YARDS

Most Yards Gained Rushing

338	vs. LA Rams, 12/28/80	
255	vs. Minnesota, 12/28/96	
252	vs. Miami, 1/16/72	

Most Yards Gained Rushing, Opponent

273	@ LA Rams, 1/12/19	
269	@ LA Rams, 1/4/86	
263	@ Philadelphia, 1/11/81	

Most Yards Gained Rushing, Both Teams

430	vs. LA Rams, 12/28/80	
349	@ Philadelphia, 1/11/81	
337	vs. Cleveland, 12/24/67	

Fewest Yards Gained Rushing

50	@ LA Rams, 1/12/19	
56	vs. Pittsburgh, 1/28/96	
61	@ LA Rams, 1/4/86	

Fewest Yards Gained Rushing, Opponent

22	vs. LA Rams, 12/19/76	
31	vs. Green Bay, 1/16/94	
48	vs. Green Bay, 1/14/96	

Fewest Yards Gained Rushing, Both Teams

128	vs. Green Bay, 1/16/94	
157	vs. LA Rams, 12/26/83	
159	vs. Pittsburgh, 1/28/96	

PASSING

ATTEMPTS

Most Passes Attempted

60	vs. Green Bay, 1/14/24	
53	vs. LA Rams, 12/26/83	
53	@ San Francisco, 1/15/95	

Most Passes Attempted, Opponent

66	@ Tampa Bay, 1/16/23	
50	vs. Buffalo, 1/30/94	
49	vs. Pittsburgh, 1/28/96	

Most Passes Attempted, Both Teams

99	@ Tampa Bay, 1/16/23	
85	vs. Arizona, 1/2/99	
84	vs. LA Rams, 12/26/83	

Fewest Passes Attempted

14	@ Minnesota, 12/25/71	
14	vs. Chicago, 12/24/77	
15	vs. Cleveland, 12/24/67	

Fewest Passes Attempted, Opponent

18	@ Washington, 12/31/72	
18	vs. N.Y. Giants, 1/13/08	
19	vs. Pittsburgh, 1/18/76	
20	vs. Detroit, 12/26/70	

Fewest Passes Attempted, Both Teams

38	vs. Detroit, 12/26/70	
39	@ Washington, 12/31/72	
39	vs. LA Rams, 12/23/73	

COMPLETIONS

Most Passes Completed

41	vs. Green Bay, 1/14/24	
32	vs. LA Rams, 12/26/83	
30	@ San Francisco, 1/15/95	

Most Passes Completed, Opponent

35	@ Tampa Bay, 1/16/23	
31	vs. Buffalo, 1/30/94	
29	@ Detroit, 1/5/92	

Most Passes Completed, Both Teams

60	@ Tampa Bay, 1/16/23	
57	vs. Green Bay, 1/14/24	
56	vs. Green Bay, 1/16/94	

Fewest Passes Completed

4	vs. Detroit, 12/26/70	
7	@ San Francisco, 1/3/71	
8	vs. LA Rams, 12/23/73	
8	vs. Chicago, 12/26/77	

Fewest Passes Completed, Opponent

6	@ LA Rams, 1/4/86	
7	vs. Detroit, 12/26/70	
7	vs. LA Rams, 12/23/73	

Fewest Passes Completed, Both Teams

11	vs. Detroit, 12/26/70	
15	vs. LA Rams, 12/23/73	
21	vs. LA Rams, 12/30/79	
21	@ Philadelphia, 1/11/81	

YARDS

Most Yards Gained Passing

403	vs. Green Bay, 1/14/24	
352	@ San Francisco, 1/15/95	
330	vs. Green Bay, 1/8/95	

Most Yards Gained Passing, Opponent

356	vs. Green Bay, 1/15/17	
351	@ Tampa Bay, 1/16/23	
337	@ Detroit, 1/5/92	

Most Yards Gained Passing, Both Teams

675	vs. Green Bay, 1/14/24	
658	vs. Green Bay, 1/15/17	
656	@ Tampa Bay, 1/16/23	

Fewest Yards Gained Passing

22	vs. Detroit, 12/26/70	
63	vs. Minnesota, 12/30/73	
72	vs. San Francisco, 1/2/72	

Fewest Yards Gained Passing, Opponent

35	vs. Denver, 1/15/78	
47	@ LA Rams, 1/4/86	
52	vs. Atlanta, 12/30/78	

Fewest Yards Gained Passing, Both Teams

102	vs. Detroit, 12/26/70	
166	vs. Minnesota, 12/30/73	
193	@ Philadelphia, 1/11/81	

SACKS

TOTAL SACKS

Most Sacks

8	@ Green Bay, 12/31/67	
5	Eight times, last vs. Philadelphia, 1/7/96	

Most Sacks, Opponent

7	vs. LA Rams, 12/23/73	
7	vs. Pittsburgh, 1/18/76	
6	vs. San Francisco, 1/2/72	
6	@ Minnesota, 1/17/10	
6	vs. Detroit, 1/4/15	

SACK YARDAGE

Most Sack Yardage

76 @ Green Bay, 12/31/67
51 @ LA Rams, 1/4/76
45 vs. Philadelphia, 1/10/93

Most Sack Yardage, Opponent

52 vs. Pittsburgh, 1/21/79
51 vs. Detroit, 1/4/15
44 vs. LA Rams, 12/23/73

INTERCEPTIONS

TOTAL INTERCEPTIONS

Most Interceptions

5 @ LA Rams, 1/7/79
4 Five times, last vs. Buffalo, 1/31/93

Most Interceptions, Opponent

4 @ Cleveland, 12/21/68
4 vs. Minnesota, 12/30/73
3 Nine times, last vs. Arizona, 1/2/99

YARDS

Most Yards

123 @ LA Rams, 1/7/79
77 vs. Pittsburgh, 1/28/96
76 vs. Chicago, 12/26/77

Most Yards, Opponent

123 vs. Cleveland, 12/28/69
122 @ Carolina, 1/5/97
111 vs. LA Rams, 12/26/83

PUNTING

TOTAL PUNTS

Most Punts

9 vs. Baltimore, 1/17/71
8 Five times, last vs. LA Rams, 12/30/79

Most Punts, Opponent

8 @ Green Bay, 12/31/67
8 vs. Detroit, 12/26/70
8 vs. Minnesota, 1/1/78
8 vs. Philadelphia, 1/7/96
8 vs. Arizona, 1/2/99

Fewest Punts

1 @ San Francisco, 1/15/95
1 vs. Minnesota, 12/28/96
2 vs. Cleveland, 12/24/67
2 vs. LA Rams, 12/28/80
2 @ Green Bay, 1/11/15
2 vs. Green Bay, 1/15/17
2 vs. Green Bay, 1/14/24

Fewest Punts, Opponent

1 vs. Cleveland, 12/28/69
1 @ Chicago, 12/29/91
1 @ San Francisco, 1/17/93
1 @ Carolina, 1/5/97
1 @ LA Rams, 1/12/19

AVERAGE YARDAGE

Highest Average Distance Punting (4 punts)

53.6 vs. San Francisco, 1/16/22
48.4 @ Seattle, 1/6/07
48.0 vs. Detroit, 1/11/15

Highest Average Distance Punting, Opponent (4 punts)

51.4 vs. Seattle, 1/5/19
50.6 vs. Philadelphia, 1/9/10
49.0 @ Tampa Bay, 1/16/23

PUNT RETURNS

TOTAL RETURNS

Most Punt Returns

6 vs. Seattle, 1/5/19
5 vs. Minnesota, 1/1/78
5 vs. LA Rams, 12/28/80
5 vs. Tampa Bay, 1/9/83

Most Punt Returns, Opponent

6 vs. Detroit, 12/26/70
6 @ Philadelphia, 1/11/81
5 Four times, last vs. Pittsburgh, 1/18/76

YARDS GAINED

Most Yards Gained Punt Returns

155 vs. Cleveland, 12/24/67
81 vs. LA Rams, 12/28/80
80 vs. Seattle, 1/5/19

Most Yards Gained Punt Returns, Opponent

69 @ Philadelphia, 1/11/81
59 vs. Green Bay, 1/16/94
54 vs. Green Bay, 1/14/96

KICKOFF RETURNS

TOTAL RETURNS

Most Kickoff Returns

8 @ Carolina, 1/3/04
7 @ San Francisco, 1/15/95
7 @ Minnesota, 1/17/10

Most Kickoff Returns, Opponent

8 @ LA Rams, 1/4/76
8 vs. Chicago, 12/26/77
8 vs. Minnesota, 12/28/96

YARDS GAINED

Most Yards Gained Kickoff Returns

179 @ Carolina, 1/3/04
173 vs. Green Bay, 1/16/83
160 @ Seattle, 1/6/07

Most Yards Gained Kickoff Returns, Opponent

188 @ Minnesota, 12/25/71
173 vs. Denver, 1/15/78
167 @ LA Rams, 1/4/76

FUMBLES

TOTAL FUMBLES

Most Fumbles

6 vs. Denver, 1/15/78
6 vs. Atlanta, 12/30/78
5 @ Philadelphia, 1/11/81

Most Fumbles, Opponent

8 vs. Buffalo, 1/31/93
5 @ San Francisco, 12/23/72
5 vs. Minnesota, 1/1/78
5 vs. Baltimore, 1/17/71

FUMBLES LOST

Most Fumbles Lost

3 @ San Francisco, 12/23/72
3 vs. Atlanta, 12/30/78
3 @ Philadelphia, 1/11/81
3 @ LA Rams, 1/4/86
3 @ Minnesota, 1/9/00

Most Fumbles Lost, Opponent

5 vs. Buffalo, 1/31/93
4 vs. Baltimore, 1/17/71
4 vs. Denver, 1/15/78
4 vs. Minnesota, 12/28/96

PENALTIES

TOTAL PENALTIES

Most Penalties

14 vs. Philadelphia, 1/9/10
14 vs. San Francisco, 1/16/22
12 vs. Denver, 1/15/78
11 vs. LA Rams, 12/28/80
11 vs. N.Y. Giants, 1/13/08

Most Penalties, Opponent

11 vs. Green Bay, 1/14/96
10 vs. Tampa Bay, 1/2/82
10 @ Green Bay, 1/11/15

Fewest Penalties

2 Nine times, last @ Tampa Bay, 1/16/23

Fewest Penalties, Opponent

0 vs. Detroit, 12/26/70
0 vs. Miami, 1/16/72
0 vs. Pittsburgh, 1/18/76
0 @ Carolina, 1/3/04

YARDS PENALIZED

Most Yards Penalized

120 vs. Baltimore, 1/17/71
112 vs. Philadelphia, 1/9/10
98 @ San Francisco, 1/15/95

Most Yards Penalized, Opponent

116 vs. Philadelphia, 1/9/10
106 @ San Francisco, 1/10/82
105 vs. Tampa Bay, 1/2/82

Fewest Yards Penalized

10 vs. Cleveland, 12/24/67
10 @ Minnesota, 12/25/71
10 @ Minnesota, 1/17/10

Fewest Yards Penalized, Opponent

0 vs. Detroit, 12/26/70
0 vs. Miami, 1/16/72
0 vs. Pittsburgh, 1/18/76
0 @ Carolina, 1/3/04

LARGEST MARGIN

VICTORY

- 38 pts, (52-14) vs. Cleveland, Dec. 24, 1967
- 38 pts, (38-0) vs. Tampa Bay, Jan. 2, 1982
- 35 pts, (52-17) vs. Buffalo, Jan. 31, 1993
- 30 pts, (37-7) @ LA Rams, Jan. 4, 1976
30 pts, (37-7) vs. Chicago, Dec. 26, 1977

DEFEAT

- 32 pts, (38-6) @ Detroit, Jan. 5, 1992
- 31 pts, (34-3) @ Minnesota, Jan. 17, 2010
- 24 pts, (38-14) vs. Cleveland, Dec. 28, 1969
- 23 pts, (26-3) @ Washington, Dec. 31, 1972
- 20 pts, (20-0) @ LA Rams, Jan. 4, 1986

Cowboys Longest Playoff Plays

LONG RUNS FROM SCRIMMAGE

73 yards	—	Felix Jones vs. Philadelphia (TD)	January 9, 2010
65 yards	—	Emmitt Smith @ Minnesota	January 9, 2000
53 yards	—	Tony Dorsett @ LA Rams	January 7, 1979
48 yards	—	Calvin Hill @ San Francisco	December 23, 1972
44 yards	—	Ezekiel Elliott vs. Seattle	January 5, 2019
38 yards	—	Emmitt Smith vs. Buffalo	January 31, 1993
37 yards	—	Emmitt Smith vs. Minnesota (TD)	December 28, 1996
36 yards	—	Marion Barber vs. N.Y. Giants	January 13, 2008
35 yards	—	Julius Jones @ Seattle	January 6, 2007
32 yards	—	Ron Springs vs. LA Rams	December 28, 1980
30 yards	—	DeMarco Murray @ Green Bay	January 11, 2015

LONG FORWARD PASSES

94 yards	—	Troy Aikman to Alvin Harper vs. Green Bay (TD)	January 8, 1995
86 yards	—	Don Meredith to Bob Hayes vs. Cleveland (TD)	December 24, 1967
83 yards	—	Roger Staubach to Drew Pearson vs. LA Rams (TD)	December 23, 1973
76 yards	—	Tony Romo to Terrance Williams vs. Detroit (TD)	January 4, 2015
70 yards	—	Troy Aikman to Alvin Harper @ San Francisco	January 17, 1993
68 yards	—	Don Meredith to Frank Clarke vs. Green Bay (TD)	January 1, 1967

LONG PUNT RETURNS

68 yards	—	Bob Hayes vs. Cleveland	December 24, 1967
63 yards	—	Golden Richards vs. Minnesota (TD)	December 30, 1973
51 yards	—	Tavon Austin vs. Seattle	January 5, 2019
44 yards	—	Butch Johnson vs. LA Rams	December 19, 1976
43 yards	—	James Jones vs. LA Rams	December 28, 1980
41 yards	—	Deion Sanders vs. Arizona	January 2, 1999

LONG KICKOFF RETURNS

93 yards	—	Miles Austin @ Seattle (TD)	January 6, 2007
89 yards	—	Rod Hill vs. Green Bay	January 16, 1983
50 yards	—	Kevin Williams vs. Buffalo	January 30, 1994
48 yards	—	Thomas Henderson vs. Pittsburgh	January 18, 1976
47 yards	—	KaVontae Turpin vs. Green Bay	January 14, 2024
44 yards	—	KaVontae Turpin @ San Francisco	January 22, 2023
41 yards	—	Michael Bates @ Carolina	January 3, 2004
39 yards	—	Kelvin Martin vs. Philadelphia	January 10, 1993
39 yards	—	Kevin Williams vs. Green Bay	January 8, 1995
35 yards	—	KaVontae Turpin @ Tampa Bay	January 16, 2023

LONG INTERCEPTION RETURNS

68 yards	—	Thomas Henderson @ LA Rams (TD)	January 7, 1979
60 yards	—	Cornell Green vs. Cleveland (TD)	December 24, 1967
44 yards	—	Larry Brown vs. Pittsburgh	January 28, 1996
39 yards	—	Dennis Thurman vs. Green Bay (TD)	January 16, 1983

LONG FUMBLE RETURNS

64 yards	—	Leon Lett vs. Buffalo	January 31, 1993
46 yards	—	James Washington vs. Buffalo (TD)	January 30, 1994
44 yards	—	Chuck Hegley @ Cleveland (TD)	December 21, 1968
37 yards	—	Mike Hegman vs. Pittsburgh (TD)	January 21, 1979

Bold denotes rookie

Cowboys Big Playoff Days

100-YARD RUSHING GAMES

160 yards	—	Tony Dorsett vs. LA Rams	December 28, 1980
150 yards	—	Emmitt Smith vs. Green Bay	January 14, 1996
148 yards	—	Felix Jones vs. Philadelphia	January 9, 2010
143 yards	—	Duane Thomas @ San Francisco.....	January 3, 1971
137 yards	—	Ezekiel Elliott vs. Seattle	January 5, 2019
135 yards	—	Duane Thomas vs. Detroit.....	December 26, 1970
132 yards	—	Emmitt Smith vs. Buffalo	January 30, 1994
129 yards	—	Marion Barber vs. N.Y. Giants	January 13, 2008
125 yards	—	Calvin Hill @ San Francisco	December 23, 1972
125 yards	—	Ezekiel Elliott vs. Green Bay	January 15, 2017
123 yards	—	DeMarco Murray @ Green Bay	January 11, 2015
116 yards	—	Emmitt Smith vs. Minnesota.....	December 28, 1996
114 yards	—	Emmitt Smith vs. Philadelphia	January 10, 1993
114 yards	—	Emmitt Smith @ San Francisco	January 17, 1993
112 yards	—	Julius Jones @ Seattle	January 6, 2007
110 yards	—	Tony Dorsett vs. Tampa Bay	January 9, 1983
108 yards	—	Don Perkins vs. Green Bay	January 1, 1967
108 yards	—	Emmitt Smith vs. Buffalo	January 31, 1993
105 yards	—	Emmitt Smith @ Chicago	December 29, 1991
101 yards	—	Tony Dorsett @ LA Rams	January 7, 1979

300-YARD PASSING GAMES

403 yards	—	Dak Prescott vs. Green Bay	January 14, 2024
380 yards	—	Troy Aikman @ San Francisco	January 15, 1995
337 yards	—	Troy Aikman vs. Green Bay	January 8, 1995
330 yards	—	Danny White vs. LA Rams	December 26, 1983
322 yards	—	Danny White @ Atlanta.....	January 4, 1981
322 yards	—	Troy Aikman @ San Francisco	January 17, 1993
312 yards	—	Danny White vs. Tampa Bay.....	January 9, 1983
305 yards	—	Dak Prescott @ Tampa Bay.....	January 16, 2023
302 yards	—	Troy Aikman vs. Green Bay	January 16, 1994
302 yards	—	Dak Prescott vs. Green Bay	January 15, 2017

100-YARD RECEIVING GAMES

192 yards	—	Michael Irvin @ San Francisco	January 15, 1995
163 yards	—	Raghib Ismail @ Minnesota.....	January 9, 2000
144 yards	—	Bob Hayes vs. Cleveland	December 24, 1967
142 yards	—	Tony Hill vs. Green Bay.....	January 16, 1983
136 yards	—	Billy Parks @ San Francisco	December 23, 1972
132 yards	—	Dez Bryant vs. Green Bay	January 15, 2017
126 yards	—	Michael Irvin vs. Green Bay	January 16, 1994
124 yards	—	Kevin Williams vs. Philadelphia	January 7, 1996
123 yards	—	Preston Pearson @ LA Rams	January 4, 1976
119 yards	—	Michael Gallup @ LA Rams	January 12, 2019
117 yards	—	Alvin Harper @ San Francisco	January 17, 1993
117 yards	—	CeeDee Lamb @ San Francisco.....	January 22, 2023
115 yards	—	Tony Hill vs. LA Rams.....	December 26, 1983
114 yards	—	Michael Irvin vs. Buffalo	January 31, 1993
111 yards	—	Michael Irvin vs. Green Bay	January 8, 1995
110 yards	—	CeeDee Lamb vs. Green Bay.....	January 14, 2024
108 yards	—	Alvin Harper vs. Green Bay	January 8, 1995
106 yards	—	Amari Cooper vs. Seattle	January 5, 2019
104 yards	—	Jay Novacek vs. Green Bay	January 8, 1995
103 yards	—	Michael Irvin vs. Minnesota.....	December 28, 1996
103 yards	—	Michael Gallup vs. Green Bay.....	January 14, 2024
102 yards	—	Frank Clarke vs. Green Bay.....	January 1, 1967
100 yards	—	Michael Irvin vs. Green Bay	January 14, 1996

Bold denotes rookie

HISTORY



★ ★ **RANDY WHITE** ★ ★

1960 ★ DALLAS COWBOYS STATISTICS ★ 1960

SEVENTH PLACE, EASTERN CONFERENCE
HEAD COACH: TOM LANDRY

PRESEASON (1-5)

Date	W/L	Score	Opponent	Att.
8/6	L	10-16	San Fran. @ Seattle	22,000
8/13	L	13-20	St. Louis @ San Ant.	14,000
8/19	L	10-14	BALTIMORE	40,000
8/27	W	14-3	N.Y. Giants @ L'ville	10,663
9/4	L	14-49	LA Rams @ Pendleton	13,500
9/11	L	23-28	Green Bay @ Minn.	20,121

REGULAR SEASON (0-11-1)

9/24	L	28-35	PITTSBURGH	30,000
9/30	L	25-27	PHILADELPHIA	18,500
10/9	L	14-26	@ Washington	21,142
10/16	L	7-48	CLEVELAND	28,500
10/23	L	10-12	@ St. Louis	23,128
10/30	L	7-45	BALTIMORE	25,500
11/6	L	13-38	LA RAMS	16,000
11/13	L	7-41	@ Green Bay	32,294
11/20	L	14-26	SAN FRANCISCO	10,000
11/27	L	7-17	@ Chicago	39,951
12/4	T	31-31	@ N.Y. Giants	55,033
12/11	L	14-23	@ Detroit	43,272

TEAM STATISTICS

FIRST DOWNS	DALLAS	OPP
Rushing	180	216
Passing	57	106
Penalty	105	97
Third Down-Made/Att.	39/144	60/150
Third Down Efficiency	27.1	40.0
Fourth Down-Made/Att.	8/10	3/7
TOTAL NET YARDS	3,153	4,372
Avg. Per Game	279.7	333.1
Total Plays	698	858
Avg. Per Play	4.5	5.1
NET YARDS RUSHING	1,049	2,242
Avg. Per Game	87.4	186.8
Total Rushes	311	445
Avg. Per Rush	3.4	5.0
NET YARDS PASSING	2,104	2,130
Avg. Per Game	175.3	177.5
Sacked/Yards Lost	33/284	20/173
Gross Yards	2,388	2,303
Attempts/Completions	354/163	393/159
Pct. of Completions	46.0	40.0
Had Intercepted	33	15
PUNTS/AVERAGE	60/41.8	50/41.3
Net Punting Average	35.4	34.6
PUNT RET./AVG.	24/8.0	18/4.6
KICKOFF RET./AVG.	66/18.8	30/30.5
INT./AVG. RET.	15/6.5	33/11.8
PENALTIES/YARDS	62/600	72/672
FUMBLES/BALL LOST	21/17	21/11
TOUCHDOWNS	25	47
Rushing	6	24
Passing	17	20
Returns	2	3
EXTRA POINTS/ATTEMPTS	21/23	43/44
FIELD GOALS/ATTEMPTS	6/13	17/24

RUSHING	ATT	YDS	AVG	LG	TD
Dupre	104	362	3.5	18	3
McIlhenny	96	321	3.3	21	1
Kowalczyk	50	156	3.1	34	1
Babb	39	115	2.9	12	0
LeBaron	16	94	5.9	23	1
Heinrich	2	3	1.5	3	0
Meredith	3	4	0.8	8	0
Clarke	1	-6	-6.0	-6	0
Cowboys	311	1,049	3.4	34	6
Opponents	445	2,242	5.0	75	24

RECEIVING	NO	YDS	AVG	LG	TD
Doran	31	554	17.9	75	3
Dugan	29	461	15.9	49	1
Howton	23	363	15.8	41	4
Dupre	21	216	10.3	36	2
McIlhenny	15	120	8.0	64	1
Kowalczyk	14	143	10.2	23	1
Babb	13	140	10.8	27	1
Clarke	9	290	32.2	76	3
Bielski	4	38	9.5	15	1
Mathews	3	44	14.7	20	0
Lewis	1	19	19.0	19	0
Cowboys	163	2,388	14.7	76	17
Opponents	159	2,303	14.5	70	20

INTERCEPTIONS	NO	YDS	AVG	LG	TD
Franchkhauser	3	11	3.7	9	0
Bishop	3	13	4.3	13	0
Bericich	2	27	13.5	23	0
Hansen	2	14	7.0	14	0
Patera	1	21	21.0	21	0
Tubbs	1	5	5.0	5	0
Braatz	1	4	4.0	4	0
Cronin	1	2	2.0	2	0
Butler	1	0	0.0	0	0
Cowboys	15	100	6.7	23	0
Opponents	33	366	11.1	43	2

PUNTING	NO	YDS	AVG	TB	IN20	LG	BL	NET
Sherer	57	2,420	42.5	4	15	67	0	39.5
LeBaron	3	97	32.3	0	4	48	0	31.3
Cowboys	60	2,517	42.0	4	15	67	0	39.2
Opp.	50	2,068	41.2	1	20	60	0	37.1

PUNT RETURNS	NO	FC	YDS	AVG	LG	TD
Butler	13	6	131	10.1	46	0
Mooty	8	4	37	4.6	8	0
Franchkhauser	3	2	24	8.0	17	0
Dupre	0	1	0	0	0	0
Cowboys	24	13	192	8.0	46	0
Opponents	18	16	83	4.6	25	0

KICKOFF RETURNS	NO	YDS	AVG	LG	TD
Franchkhauser	25	509	20.5	46	0
Butler	20	399	19.2	60	0
Mooty	10	205	20.5	13	0
Babb	3	46	15.3	20	0
Dupre	2	44	22.0	22	0
Dowdle	2	22	11.0	17	0
Putnam	1	13	13.0	13	0
Bielski	1	4	4.0	4	0
Kowalczyk	1	0	0.0	0	0
Sherer	1	0	0.0	0	0
Cowboys	66	1,242	18.8	60	0
Opponents	32	811	25.3	90	1

PASSING	ATT	COMP	YDS	PCT	AVG	PCT	PCT	LG	SKS/YDS	RATING
LeBaron	225	111	1,736	49.3	7.7	12	5.3	25	11.1	76
Meredith	68	29	281	42.6	4.1	2	2.9	5	7.4	23
Heinrich	61	23	371	37.7	6.1	3	4.9	3	4.9	64
Cowboys	354	163	2,388	46.0	6.8	17	4.8	33	9.3	76
Opponents	293	145	2,130	49.5	7.3	20	6.8	15	5.1	70

SCORE BY	1	2	3	4	OT	T
QUARTERS	30	51	27	69	-	177
Cowboys	68	148	65	88	-	369
Opponents						

FIELD GOALS	7-19	20-29	30-39	40-49	50+
Cone	1-2	1-2	2-4	2-4	0-1
Cowboys	1-2	1-2	2-4	2-4	0-1
Opponents	6-8	11-12	0-2	0-2	0-0

Cone: (1), (31,45), (24B,32B), (25,44M), (51M), (32,41), (1), (17B,40B,32M), (11), (1)
Opponents: (38M), (21,27), (15,29,10,38), (1), (18,18M), (39B,26), (9), (18M,21,21), (18,45M,28,16,45M,22), (22M,20), (26), (25)

SCORING	TDR	TDP	TDR1	FG	PT	S	TP
Cone	0	0	0	6/13	21/23	0	39
Dupre	3	2	0	0/0	0/0	0	30
Howton	0	4	0	0/0	0/0	0	24
Doran	0	3	0	0/0	0/0	0	18
Clarke	0	3	0	0/0	0/0	0	18
Kowalczyk	1	1	0	0/0	0/0	0	12
McIlhenny	1	1	0	0/0	0/0	0	12
Babb	0	1	0	0/0	0/0	0	6
Dugan	0	1	0	0/0	0/0	0	6
LeBaron	1	0	0	0/0	0/0	0	6
Bielski	0	1	0	0/0	0/0	0	6
Cowboys	6	17	0	6/13	21/23	0	177
Opponents	22	20	3*	17/24	43/44	2	369

* Stephens 34 int return vs. Cleveland (10/16)
Mitchell 90 kickoff return vs. Cleveland (10/16)
Nitschke 43 int return @ Green Bay (11/13)
+ Tracey tackle in endzone @ St. Louis (10/23)
Punt snap out of endzone @ Detroit (12/11)

USUAL STARTERS

WR	Fred Dugan	LE	Nate Borden
LT	Bob Fry	RT	Don Healy
LG	Duane Putnam	RT	Ed Husmann
C	John Houser	RE	John Gonzaga
RG	Buzz Guy (7)	LLB	Wayne Hansen
	Mike Falls (5)	MLB	Jerry Tubbs
RT	Paul Dickson (8)	LCB	Gene Cronin
	Dick Klein (4)	RCB	Tom Franchkhauser
TE	Jim Doran (9)	SSB	Don Bishop
	Dick Bielski (3)	RSB	Bob Berich (6)
WR	Bill Howton (7)	FB	Fred Doelling (3)
	Frank Clarke (3)		Gary Wisener (3)
QB	Eddie LeBaron	FS	Bill Butler
RB	Don McIlhenny (7)		
	L.G. Dupre (5)	P	Dave Sherer
FB	Walt Kowalczyk (7)	K	Fred Cone
	Gene Babb (5)		

Pro Bowlers in Bold

1961 ★ DALLAS COWBOYS STATISTICS ★ 1961

STAFF PLAYERS 2024 SEASON RECORDS PLAYOFF RECORDS 1961 STATISTICS SIDELINES

SIXTH PLACE, WESTERN CONFERENCE HEAD COACH: TOM LANDRY

PRESEASON (2-3)

Date	W/L	Score	Opponent	Att.
8/5	W	38-13	Minn. @ Sioux Falls	4,954
8/11	L	7-30	GREEN BAY	30,000
8/26	L	10-28	N.Y. Giants @ Albuq.	21,500
9/1	W	35-24	Balt. @ Norman	19,000
9/9	L	10-24	San Fran. @ Sac.	22,130

REGULAR SEASON (4-9-1)

9/17	W	27-24	PITTSBURGH	23,500
9/24	W	21-7	MINNESOTA	20,500
10/1	L	7-25	@ Cleveland	43,638
10/8	W	28-0	@ Minnesota	33,070
10/15	L	10-31	N.Y. GIANTS	41,500
10/22	L	7-43	PHILADELPHIA	25,000
10/29	W	17-16	@ N.Y. Giants	60,254
11/5	L	17-31	ST. LOUIS	20,500
11/12	L	7-37	@ Pittsburgh	17,519
11/19	T	28-28	WASHINGTON	17,500
11/26	L	13-35	@ Philadelphia	60,127
12/3	L	17-38	CLEVELAND	23,500
12/10	L	13-31	@ St. Louis	15,384
12/17	L	24-34	@ Washington	21,451

TEAM STATISTICS

	DALLAS	OPP
FIRST DOWNS	239	254
Rushing	100	122
Passing	130	120
Penalty	9	12
Third Down-Made/Att.	NA	NA
Third Down Efficiency	NA	NA
Fourth Down-Made/Att.	4/16	5/9
TOTAL NET YARDS	4,480	4,592
Avg. Per Game	320	328
Total Plays	863	787
Avg. Per Play	5.1	5.8
NET YARDS RUSHING	1,819	2,161
Avg. Per Game	130.0	154.4
Total Rushes	415	439
Avg. Per Rush	4.4	4.9
NET YARDS PASSING	2,661	2,431
Sacked/Yards Lost	27/257	22/209
Gross Yards	2,918	2,640
Attempts/Completions	422/215	326/168
Pct. of Completions	50.1	51.5
Had Intercepted	27	25
PUNTS/AVERAGE	61/36.7	43/45.5
Net Punting Average	31.8	42.6
PUNT RET./AVG.	24/4.3	17/11.4
KICKOFF RET./AVG.	64/21.0	43/22.1
INT./AVG. RET.	25/15.0	27/21.7
PENALTIES/YARDS	47/427	38/362
FUMBLES/BALL LOST	46/21	30/18
TOUCHDOWNS	29	49
Rushing	6	21
Passing	23	21
Returns	0	7
EXTRA POINTS/ATTEMPTS	29/29	44/49
FIELD GOALS/ATTEMPTS	11/24	14/29

RUSHING

	ATT	YDS	AVG	LG	TD
Perkins	200	815	4.1	47	4
Marsh	84	379	4.1	71	1
Lockett	66	280	4.3	21	0
Meredith	22	176	8.0	28	1
LeBaron	18	72	4.0	21	0
Dupre	16	60	3.7	12	0
Douglas	5	24	4.8	6	0
Howton	1	9	9.0	9	0
Mcllhenny	2	4	2.0	4	0

Cowboys	415	1,819	4.4	71	6
Opponents	439	2,161	4.9	40	21

RECEIVING

	NO	YDS	AVG	LG	TD
Howton	56	785	14.2	53	4
Clarke	41	919	22.4	80	9
Perkins	32	298	9.3	38	1
Bielski	26	377	15.1	28	3
Marsh	21	189	9.0	46	2
Lockett	15	114	7.6	26	2
Doran	13	153	11.3	29	2
Dupre	6	49	8.1	17	0
Gregory	3	30	10.0	13	0
Mcllhenny	1	6	6.0	6	0
Douglas	1	-2	-2.0	-2	0

Cowboys	215	2,918	13.6	80	23
Opponents	168	2,640	15.7	78	21

INTERCEPTIONS

	NO	YDS	AVG	LG	TD
Bishop	8	172	21.5	57	0
Berlich	3	48	16.0	28	0
Tubbs	3	33	11.0	33	0
Moegle	2	31	15.5	25	0
Harris	2	13	6.5	12	0
Franckhauser	1	23	23.0	23	0
Gregory	1	21	21.0	21	0
Dowdle	1	14	14.0	14	0
Healy	1	11	11.0	11	0
Howley	1	5	5.0	5	0
Livingston	1	3	3.0	3	0
Frost	1	0	0.0	0	0

Cowboys	25	374	15.0	57	0
Opponents	27	586	21.7	101	5

PUNTING

	NO	YDS	AVG	TB	IN20	LG	BL	NET
Green	61	2,236	36.7	5	6	53	1	31.8
Cowboys	61	2,236	36.7	5	6	53	1	31.8
Opp.	43	1,956	45.5	1	20	60	0	42.6

PUNT RETURNS

	NO	FC	YDS	AVG	LG	TD
Marsh	14	3	71	5.1	19	0
Livingston	6	0	20	3.3	12	0
Dupre	2	0	4	2.0	4	0
Perkins	1	2	8	8.0	8	0
Douglas	1	0	0	0.0	0	0
Cowboys	24	5	103	4.3	19	0
Opponents	17	27	194	11.4	66	0

KICKOFF RETURNS

	NO	YDS	AVG	LG	TD
Marsh	26	667	25.7	79	0
Perkins	22	443	20.1	30	0
Dupre	6	110	17.8	24	0
Lockett	4	46	11.5	21	0
Babb	2	34	17.0	19	0
Dowdle	2	33	16.5	19	0
Douglas	1	12	12.0	12	0
Doran	1	0	0.0	0	0

Cowboys	64	1,395	21.0	79	0
Opponents	43	950	22.1	49	1

SCORE BY QUARTERS

	1	2	3	4	OT	T
Cowboys	54	44	69	69	-	236
Opponents	81	119	85	95	-	380

FIELD GOALS

	7-13	20-29	30-39	40-49	50+
Green	2-3	1-4	2-3	0-4	0-1
Bielski	0-0	3-3	2-3	1-3	0-0
Cowboys	2-3	4-6	4-6	1-7	0-1
Opponents	4-5	7-8	1-4	0-2	2-0

Green: (41M,15,29M,27),(41M),(47M,40M),(1,16,37M),(54M),(20B,32),(22B,32),(0,0,0,0),(16M),(1,0)

Bielski: (0,0,0,0,0,0,0,0,0),(47M,49M),(42,32),(35),(29,29),(27,38M)

Opponents: (39M,45M,12),(35M,30M,11B),(28,28),(40M),(47M,29),(20,26M),(44,31,47M,47M,13),(47M,22),(28,19,47),(41B),(1,20),(16),(47M)

SCORING

	TDR	TD	TDR	FG	PAT	S	TP
Clarke	0	9	0	0/0	0/0	0	54
Bielski	0	3	0	6/9	10/10	0	46
Perkins	4	1	0	0/0	0/0	0	30
Green	0	0	0	5/15	19/19	0	24
Howton	0	4	0	0/0	0/0	0	24
Marsh	1	2	0	0/0	0/0	0	18
Doran	0	2	0	0/0	0/0	0	12
Lockett	0	2	0	0/0	0/0	0	12
Meredith	1	0	0	0/0	0/0	0	6
Cowboys	6	23	0	11/24	29/29	0	236
Opponents	21	21	7*	14/29	44/49	0	380

* Sample 39 int return vs. Pittsburgh (9/17)
 Barnes 101 int return vs. N.Y. Giants (10/15)
 Stacey 31 int return vs. St. Louis (11/5)
 Stacey 34 int return vs. St. Louis (11/5)
 Hackbart 33 int return vs. Washington (11/19)
 Parrish 34 fumble return vs. Cleveland (12/3)
 Costello 30 fumble return vs. Cleveland (12/3)

USUAL STARTERS

WR	Bill Howton	LE	Bob Lilly
LT	Bob Fry	LT	Don Healy
LG	Andy Overco (10)	RT	Bill Herchman
	John Houser (4)	RE	Nate Borden
C	Mike Connelly	LLB	Chuck Howley (8)
RG	Mike Falls	MLB	Mike Dowdle (6)
RT	Charlie Granger (7)	MRB	Jerry Tubbs
	Bob McCreary (4)	RLB	Gene Babb (9)
TE	John Houser (3)		Chuck Howley (5)
	Dick Bielski	LCB	Warren Livingston (8)
WR	Frank Clarke		Jim Harris (4)
QB	Eddie LeBaron (10)	RCB	Don Bishop
	Don Meredith (4)	SS	Bob Berlich (8)
RB	Don Perkins		Tom Franckhauser (4)
FB	Amos Marsh (7)	FS	Dick Moegle
	J.W. Lockett (7)		
		P	Allen Green

Pro Bowlers in Bold

	ATT	COMP	YDS	PCT	AVG	TD	PCT	PCT	INT	LG	SKS/YDS	RATING
LeBaron	236	120	1,741	50.8	7.4	14	5.9	16	6.8	80	11/89	66.7
Meredith	182	94	1,161	51.6	6.4	9	4.9	11	6.0	56	16/147	63.0
Humphrey	2	1	16	50.0	8.0	0	0.0	0	0.0	16	0/0	77.1
Lockett	2	0	0	0.0	0.0	0	0.0	0	0.0	0	0/0	39.6
Cowboys	422	215	2,918	51.0	6.9	23	5.5	27	6.4	80	27/257	65.1
Opponents	326	168	2,640	51.5	8.1	21	6.4	25	7.7	78	22/209	58.1

1962 ★ DALLAS COWBOYS STATISTICS ★ 1962

FIFTH PLACE, EASTERN CONFERENCE
HEAD COACH: TOM LANDRY

Preseason (0-5)				
Date	W/L	Score	Opponent	Att.
8/10	L	7-31	GREEN BAY	54,500
8/18	L	24-35	Detroit @ Cleveland	77,683
8/25	L	10-24	Balt. @ Roanoke	14,000
9/1	L	7-26	San Fran. @ Sac.	20,000
9/8	L	26-45	Minn. @ Atlanta	12,500
REGULAR SEASON (5-8-1)				
Date	W/L	Score	Opponent	Att.
9/16	T	35-35	WASHINGTON	15,730
9/23	L	28-30	PITTSBURGH	19,478
9/30	W	27-17	@ LA Rams	26,907
10/7	L	10-19	@ Cleveland	44,040
10/14	W	41-19	PHILADELPHIA	18,645
10/21	W	42-27	@ Pittsburgh	23,106
10/28	L	24-28	ST. LOUIS	16,027
11/4	W	38-10	@ Washington	49,888
11/11	L	10-41	N.Y. GIANTS	45,668
11/18	L	33-34	CHICAGO	12,692
11/25	L	14-28	@ Philadelphia	58,070
12/2	W	45-21	CLEVELAND	24,226
12/9	L	20-52	@ St. Louis	14,102
12/16	L	31-41	@ N.Y. Giants	62,694

TEAM STATISTICS			DALLAS	OPP
FIRST DOWNS	246	274
Rushing	101	93
Passing	136	166
Penalty	9	15
Third Down-Made/Att.	72/183	64/167
Third Down Efficiency	39.3	38.3
Fourth Down-Made/Att.	6/7	2/5
TOTAL NET YARDS	4,912	5,184
Per Game	350	370
Total Plays	843	848
Avg. Per Play	5.8	6.1
NET YARDS RUSHING	2,040	1,510
Avg. Per Game	145.7	107.9
Total Rushes	434	386
Avg. Per Rush	4.7	3.9
NET YARDS PASSING	2,883	3,688
Sacked/Yards Lost	29/232	25/216
Gross Yards	3,115	3,904
Attempts/Completions	380/200	437/233
Pct. of Completions	52.6	53.3
Had Intercepted	17	20
PUNTS/AVERAGE	57/45.4	63/40.6
Net Punting Average	40.7	37.8
PUNT RET./AVG.	18/4.5	28/6.8
KICKOFF RET./AVG.	59/20.5	63/23.5
INT./AVG. RET.	20/18.3	17/15.5
PENALTIES/YARDS	62/639	56/569
FUMBLES/BALL LOST	32/19	33/16
TOUCHDOWNS	51	52
Rushing	16	17
Passing	31	33
Returns	4	2
EXTRA POINTS/ATTEMPTS	50/51	49/52
FIELD GOALS/ATTEMPTS	14/27	13/22

PASSING	ATT	COMP	YDS	PCT	AVG	TD	PCT	INT	PCT	INT	LG	SKS/YDS	RATING
Meredith	212	105	1,679	49.5	7.9	15	7.1	8	3.8	69t	14/113	84.2	
LeBaron	166	95	1,436	57.2	8.7	16	9.6	9	5.4	85t	15/119	95.4	
Baker	1	0	0	0.0	0.0	0	0.0	0	0.0	0	0/0	39.6	
Lockett	1	0	0	0.0	0.0	0	0.0	0	0.0	0	0/0	39.6	
Cowboys	380	200	3,115	52.6	8.2	31	8.2	17	4.5	85t	29/232	88.7	
Opponents	437	233	3,904	53.3	8.9	33	7.6	20	4.6	86t	25/216	89.8	

RUSHING	ATT	YDS	AVG	LG	TD
Perkins	222	945	4.3	35	7
Marsh	144	802	5.6	70	6
Bullocks	33	196	6.0	73t	2
Meredith	21	74	3.5	9	0
Lockett	8	24	3.0	7	1
LeBaron	6	-1	-0.2	3	0
Cowboys	434	2,040	4.7	73t	6
Opponents	386	1,510	3.9	35	17

RECEIVING	NO	YDS	AVG	LG	TD
Howton	49	706	14.1	69t	6
Clarke	47	1,043	22.2	66t	14
Folkins	39	536	13.7	52	6
Marsh	35	467	13.3	85t	2
Perkins	13	104	8.0	21	0
Lockett	7	78	10.1	29t	2
Gregory	3	70	23.3	24	0
Bullocks	3	46	15.3	22t	1
Norman	2	34	17.0	29	0
Davis	2	31	15.5	24	0
Cowboys	200	3,115	15.6	85t	31
Opponents	233	3,904	16.8	86t	33

INTERCEPTIONS	NO	YDS	AVG	LG	TD
Bishop	6	134	22.3	44	0
Gaechter	5	136	27.2	100t	1
Tubbs	4	35	8.7	21	0
Howley	2	33	16.5	21	0
Norton	2	21	10.5	21	0
Dowdle	1	7	7.0	7	0
Cowboys	20	366	18.3	100t	1
Opponents	17	263	15.5	57t	1

PUNTING	NO	YDS	AVG	TB	IN20	LG	BL	NET
Baker	57	2,589	45.4	4	13	72	0	40.7
Cowboys	57	2,589	45.4	4	13	72	0	40.7
Opp.	63	2,560	40.6	5	8	63	0	37.8

PUNT RETURNS	NO	FC	YDS	AVG	LG	TD
Lockett	8	4	45	5.6	17	0
Gaechter	7	7	32	4.5	15	0
Marsh	3	3	4	1.3	2	0
Cowboys	18	14	81	4.5	17	0
Opponents	28	14	190	6.8	21	0

KICKOFF RETURNS	NO	YDS	AVG	LG	TD
Marsh	29	725	25.0	101t	1
Bullocks	14	265	18.9	62	0
Lockett	6	130	21.6	31	0
Davis	4	66	16.5	23	0
Norman	2	5	2.5	5	0
Gaechter	1	16	16.0	16	0
Talbert	1	0	0.0	0	0
Overcko	1	0	0.0	0	0
Memmelaar	1	0	0.0	0	0
Cowboys	59	1,207	20.5	101t	1
Opponents	63	1,604	25.5	92t	1

SCORE BY	1	2	3	4	OT	T
QUARTERS						
Cowboys	54	119	107	118	-	398
Opponents	65	124	56	157	-	402

FIELD GOALS	7-19	20-29	30-39	40-49	50-6+
Baker	4-4	1-2	5-10	3-5	1-6
Cowboys	4-4	1-2	5-10	3-5	1-6
Opponents	5-7	1-1	3-5	3-7	1-5

Baker: (35M),(1)(35M,34,52M,48),(15,39M),
(40,50M,11),(1)(52M,37,54M,39M),(16),
(42M,53),(36,37),(34M),(15),
(22M,25,47),(35,55M,47M)
Opponents: (1),(1)(51),(51M,35,42),(36,9),
(10,52M,40,18B),(1)(14)(16,37),
(21,41M,15),(32M,35M,16M),(47M,52B),
(49M,42),(45M,50M)

SCORING	TDR	TDP	TDR1	FG	PAT	S	TP
Baker	0	0	0	14/27	50/51	0	82
Clarke	0	14	0	0/0	0/0	0	94
Marsh	6	2	1a	0/0	0/0	0	54
Perkins	7	0	0	0/0	0/0	0	42
Folkins	0	6	0	0/0	0/0	0	36
Howton	0	6	0	0/0	0/0	0	36
Bullocks	2	1	0	0/0	0/0	0	18
Lockett	1	2	0	0/0	0/0	0	18
Gaechter	0	0	1b	0/0	0/0	0	6
Norton	0	0	1c	0/0	0/0	0	6
Bishop	0	0	1d	0/0	0/0	0	6
Cowboys	16	31	4	14/27	50/51	0	398
Opponents	17	33	2*	13/25	49/52	1	402

a 101 kickoff return vs. Philadelphia (10/14)
b 100 int return vs. Philadelphia (10/14)
c 94 FG return @ St. Louis (12/9)
d 84 fumble return vs. St. Louis (10/28)

* Mitchell 92 kickoff return vs. Washington (9/16)
Wilson 57 int return vs. St. Louis (10/28)
+ Holding in end zone vs. Pittsburgh (9/23)

USUAL STARTERS

WR	Bill Howton	LE	Bob Lilly
LT	Bob Fry	LT	Guy Reese
LG	Andy Overcko	RT	John Meyers
C	Mike Connelly	RE	George Andrie
RG	Dale Memmelaar	LLB	Mike Dowdle
RT	Monte Clark (10)	MLB	Jerry Tubbs
	Don Talbert (4)	RLB	Chuck Howley
TE	Lee Folkins (11)	LCB	Mike Gaechter (9)
	Pettis Norman (3)		Cornell Green (3)
WR	Frank Clarke	RCB	Don Bishop
QB	Eddie LeBaron	SS	Jerry Norton
RB	Don Perkins	FS	Dick Nolan
FB	Amos Marsh		

K Sam Baker Pro Bowlers in Bold
P Sam Baker

1963 ★ DALLAS COWBOYS STATISTICS ★ 1963

STAFF PLAYERS 2024 SEASON RECORDS PLAYOFF RECORDS STATISTICS 1963 SIDELINES

FIFTH PLACE, EASTERN CONFERENCE HEAD COACH: TOM LANDRY

PRESEASON (3-2)

Date	W/L	Score	Opponent	Att.
8/8	W	17-14	@ LA Rams	70,675
8/17	L	10-31	GREEN BAY	53,121
8/24	L	17-20	LA Rams @ Port.	29,349
8/30	W	37-24	San Fran. @ Baker.	9,927
9/7	W	27-17	Detroit @ N.O.	51,218

REGULAR SEASON (4-10)

9/14	L	7-34	ST. LOUIS	36,432
9/22	L	24-41	CLEVELAND	28,710
9/29	L	17-21	@ Washington	40,101
10/6	L	21-24	@ Philadelphia	60,671
10/13	W	17-14	DETROIT	27,264
10/20	L	21-37	@ N.Y. Giants	62,889
10/27	L	21-27	@ Pittsburgh	19,047
11/3	W	35-20	WASHINGTON	18,838
11/10	L	24-31	@ San Francisco	29,563
11/17	W	27-20	PHILADELPHIA	23,694
11/24	L	17-27	@ Cleveland	55,096
12/1	L	27-34	N.Y. GIANTS	29,653
12/8	L	19-24	PITTSBURGH	24,136
12/15	W	28-24	@ St. Louis	12,695

TEAM STATISTICS

	DALLAS	OPP
FIRST DOWNS	248	266
Rushing	105	114
Passing	132	139
Penalty	11	13
Third Down-Made/Att.	62/169	69/171
Third Down Efficiency	36.7	40.4
Fourth Down-Made/Att.	6/10	16/20
TOTAL NET YARDS	4,263	5,325
Avg. Per Game	304.5	380.4
Total Plays	839	878
Avg. Per Play	5.1	6.1
NET YARDS RUSHING	1,795	2,094
Avg. Per Game	128.2	149.6
Total Rushes	420	455
Avg. Per Rush	4.3	4.6
NET YARDS PASSING	2,468	3,231
Sacked/Yards Lost	44/331	20/161
Gross Yards	2,799	3,392
Attempts/Completions	375/200	403/202
Pct. of Completions	53.3	50.1
Had Intercepted	21	26
PUNTS/AVERAGE	71/44.2	52/41.5
Net Punting Average	40.6	37.8
PUNT RET./AVG.	23/7.7	36/4.9
KICKOFF RET./AVG.	48/22.9	46/24.5
INT./AVG. RET.	26/21.1	21/20.8
PENALTIES/YARDS	67/627	52/479
FUMBLES/BALL LOST	29/15	23/11
TOUCHDOWNS	40	48
Rushing	18	12
Passing	20	31
Returns	2	5
EXTRA POINTS/ATTEMPTS	38/40	45/48
FIELD GOALS/ATTEMPTS	9/20	15/32

	ATT	COMP	YDS	PCT	AVG	TD	INT	PCT	LG	SKS/YDS	RATING	
Meredith	310	167	2,381	53.9	7.7	17	5.5	18	5.8	55	35/260	73.2
LeBaron	65	33	418	50.8	6.4	3	4.6	3	4.6	75	9/71	67.4
Cowboys	375	200	2,799	53.3	7.5	20	5.3	21	5.6	75	44/331	71.9
Opponents	403	202	3,392	50.1	8.4	31	7.7	26	6.5	85†	20/161	77.6

RUSHING	ATT	YDS	AVG	LG	TD
Perkins	149	614	4.1	19†	7
Marsh	99	483	4.9	41†	5
Bullocks	96	341	3.6	17	2
Meredith	41	185	4.5	26	3
Stiger	31	140	4.5	4	1
Baker	1	15	15.0	15	0
Clarke	1	12	12.0	12	0
LeBaron	2	5	2.5	4	0
Cowboys	420	1,795	4.3	41†	18
Opponents	455	2,094	4.6	71†	12

RECEIVING	NO	YDS	AVG	LG	TD
Clarke	43	833	19.4	75†	10
Howton	33	514	15.6	44†	3
Folkins	31	407	13.1	35†	4
Marsh	26	224	8.6	35	0
Norman	18	341	18.9	49	3
Barnes	15	195	13.0	27	0
Perkins	14	84	6.0	20	0
Stiger	13	131	10.1	42	0
Bullocks	7	70	10.0	22	0
Cowboys	200	2,799	14.0	75†	20
Opponents	202	3,392	16.8	85†	31

INTERCEPTIONS	NO	YDS	AVG	LG	TD
Green	7	211	34.5	55	0
Bishop	5	45	9.0	31	0
Gaechter	3	140	46.7	86	0
Jordan	3	41	13.6	23	0
Livingston	3	31	10.3	29	0
Tubbs	2	61	20.3	44	0
Howley	2	3	1.5	3	0
Edwards	1	17	17.0	17	0
Cowboys	26	549	21.1	86	0
Opponents	21	437	20.8	82	5

PUNTING	NO	YDS	AVG	TB	INTO	LG	BL	NET
Baker	71	3,138	44.2	4	13	64	0	40.6
Cowboys	71	3,138	44.2	4	13	64	0	40.6
Opp.	52	2,159	41.5	5	8	73	0	37.8

PUNT RETURNS	NO	FC	YDS	AVG	LG	TD
Stiger	14	2	141	10.1	45	0
Overton	5	5	32	6.4	14	0
Gaechter	2	2	2	1.0	2	0
Howley	1	0	0	0.0	0	0
Norman	1	0	0	0.0	0	0
Cowboys	23	9	175	7.9	45	0
Opponents	36	13	176	4.9	26	0

KICKOFF RETURNS	NO	YDS	AVG	LG	TD
Stiger	18	432	24.0	66	0
Hayes, W.	2	48	24.0	25	0
Bullocks	19	453	23.8	56	0
Marsh	9	167	18.6	31	0
Cowboys	48	1,100	22.9	66	0
Opponents	46	1,125	24.5	54	0

SCORE BY QUARTERS	1	2	3	4	OT	T
Cowboys	68	124	48	65	-	305
Opponents	58	114	88	118	-	378

FIELD GOALS	2-13	20-29	30-39	40-49	50+
Baker	7-9	3-6	1-1	2-7	1-3
Cowboys	2-3	3-6	1-1	2-7	1-3
Opponents	7-7	1-6	3-7	3-10	1-2

Baker: (41M),(13),(41,43M,40M),(,)(13),(,)(42M,20M),(16M),(24,24M),(56M,33,27),(20,26M,52M),(44M),(53,46),(,)
Opponents: (43,45),(32,15,50M),(49M,37M),(28B,12,29M),(37M,48M,47M),(39,41M),(,)(29M,12,49,(45M,32),(32M),(24,10),(11,53),(17,44M,43B),(28,39M,26B,11)

SCORING	TDR	TD	TDR†	FG	PAT	S	TP
Baker	0	0	0	9/20	38/40	0	65
Clarke	0	10	0	0/0	0/0	0	60
Perkins	7	0	0	0/0	0/0	0	42
Marsh	5	0	0	0/0	0/0	0	35
Folkins	0	4	0	0/0	0/0	0	24
Howton	0	3	0	0/0	0/0	0	18
Meredith	3	0	0	0/0	0/0	0	18
Norman	0	3	0	0/0	0/0	0	18
Bullocks	2	0	0	0/0	0/0	0	12
Green	0	0	1a	0/0	0/0	0	6
Lilly	0	0	1b	0/0	0/0	0	6
Stiger	1	0	0	0/0	0/0	0	6
Cowboys	18	20	2	9/20	38/40	0	305
Opponents	12	31	5*	15/32	45/48	0	378

a 20 fumble return @ Cleveland (11/24)
b 42 fumble return @ St. Louis (12/5)

* Hill 58 int return vs. St. Louis (9/14)
Steffen 78 int return @ Washington (9/29)
Lynhe 82 int return @ N.Y. Giants (10/20)
Fichtner 36 int return @ Cleveland (11/24)
Hillebrand 0 int return vs. N.Y. Giants (12/1)

USUAL STARTERS

WR	Bill Howton (6)	LE	Bob Lilly (7)
	Pettis Norman (5)	LT	Larry Stephens (7)
	Gary Barnes (3)	RT	Guy Reese
LT	Bob Fry (9)	RT	John Meyers (7)
	Tony Liscio (5)		Bob Lilly (7)
LG	Jim Ray Smith (7)	RE	George Andrie (10)
	Lynn Hoyem (6)		Larry Stephens (3)
C	Mike Connelly	LLB	Chuck Howley
RG	Dale Memmelaar	MLB	Jerry Tubbs
RT	Ed Nutting (7)	RLB	Lee Roy Jordan (8)
	Bob Fry (5)		Dave Edwards (6)
TE	Lee Folkins	LCB	Cornell Green
WR	Frank Clarke	RCB	Don Bishop
QB	Don Meredith	SS	Mike Gaechter (10)
RB	Amos Marsh (9)		Jim Rulon (4)
	Jim Stiger (3)	FS	Warren Livingston
FB	Don Perkins (10)		
	Amos Bullocks (3)	P	Sam Baker
K	Sam Baker		Pro Bowlers in Bold

1964 ★ DALLAS COWBOYS STATISTICS ★ 1964

FIFTH PLACE, EASTERN CONFERENCE
HEAD COACH: TOM LANDRY

PRESEASON (1-4)

Date	W/L	Score	Opponent	Att.
8/8	L	6-17	@ LA Rams	57,450
8/15	W	34-23	San Fran. @ Port.	24,679
8/22	L	16-25	LA Rams @ Portland	30,565
8/29	L	3-35	GREEN BAY	60,057
9/5	L	6-21	Chicago @ N.O.	35,000

REGULAR SEASON (5-8-1)

Date	W/L	Score	Opponent	Att.
9/12	L	6-16	ST. LOUIS	36,605
9/20	W	24-18	WASHINGTON	25,158
9/27	L	17-23	@ Pittsburgh	35,594
10/4	L	6-27	@ Cleveland	72,062
10/11	T	13-13	N.Y. GIANTS	33,324
10/18	L	16-20	CLEVELAND	37,456
10/25	W	31-13	@ St. Louis	28,253
11/1	W	24-10	@ Chicago	47,527
11/8	W	31-21	@ N.Y. Giants	63,031
11/15	L	14-17	PHILADELPHIA	55,972
11/22	L	16-28	@ Washington	49,219
11/29	L	21-45	GREEN BAY	44,975
12/6	L	14-24	@ Philadelphia	60,671
12/13	W	17-14	PITTSBURGH	35,271

TEAM STATISTICS

	DALLAS	OPP
FIRST DOWNS	230	211
Rushing	89	71
Passing	119	121
Penalty	22	19
Third Down-Made/Att.	65/199	65/201
Third Down Efficiency	32.7	32.3
Fourth Down-Made/Att.	8/14	7/14
TOTAL NET YARDS	3,704	3,750
Av. Per Game	264.6	267.9
Total Plays	893	860
Av. Per Play	4.1	4.4
NET YARDS RUSHING	1,691	1,504
Av. Per Game	120.8	107.4
Total Rushes	421	438
Av. Per Rush	4.0	3.4
NET YARDS PASSING	2,013	2,246
Sacked/Yards Lost	68/503	45/325
Gross Yards	2,516	2,571
Attempts/Completions	404/192	377/172
Pct. of Completions	47.5	45.6
Had Intercepted	24	18
PUNTS/AVERAGE	78/38.9	80/43.5
Net Punting Average	34.4	33.5
PUNT RET./AVG.	40/11.5	19/2.6
KICKOFF RET./AVG.	46/24.0	50/21.6
INT./AVG. RET.	18/17.6	24/15.0
PENALTIES/YARDS	97/952	75/781
FUMBLES/BALL LOST	39/19	26/20
TOUCHDOWNS	30	34
Rushing	15	6
Passing	10	22
Returns	5	6
EXTRA POINTS/ATTEMPTS	28/29	32/34
FIELD GOALS/ATTEMPTS	14/29	17/28

PASSING

	ATT	COMP	YDS	PCT	AVG	TD	PCT	PCT	INT	LG	SKS/YDS	RATING
Meredith	323	158	2,143	48.9	6.6	9	2.8	16	5.0	49	58/416	59.0
Roach	68	32	349	47.1	5.1	1	1.5	6	8.8	37	10/87	31.1
Lothridge	9	2	24	22.2	2.7	0	0.0	2	22.2	13	0/0	0.0
Clarke	1	0	0	0.0	0.0	0	0.0	0	0.0	0	0/0	39.6
Stiger	1	0	0	0.0	0.0	0	0.0	0	0.0	0	0/0	39.6
Dunn	2	0	0	0.0	0.0	0	0.0	0	0.0	0	0/0	39.6
Cowboys	404	192	2,516	47.5	6.2	10	2.5	24	5.9	49	68/503	51.4
Opponents	377	172	2,571	45.6	6.8	22	5.8	18	4.8	59	45/325	68.1

RUSHING

	ATT	YDS	AVG	LG	TD
Perkins	174	768	4.6	59	6
Marsh	100	401	4.0	28	2
Dunn	68	280	4.1	64	1
Stiger	26	103	4.0	14	1
Meredith	32	81	2.5	17	4
Clarke	10	46	4.6	21	0
Folkins	1	9	9.0	9	0
Roach	8	9	1.1	11	0
Lothridge	2	-6	-3.0	2	1
Cowboys	421	1,691	4.0	64	15
Opponents	438	1,504	3.4	71	6

RECEIVING

	NO	YDS	AVG	LG	TD
Clarke	65	973	15.0	49	5
McDonald	46	612	13.3	48	2
Norman	24	311	13.0	37	2
Perkins	15	155	10.3	37	0
Marsh	15	131	8.7	32	0
Dial	11	178	17.1	41	0
Stiger	9	85	9.4	31	1
Folkins	5	41	8.2	11	0
Dunn	2	30	15.0	18	0
Cowboys	192	2,516	13.1	49	10
Opponents	172	2,571	14.9	59	22

PUNTING

	NO	YDS	AVG	TB	IN20	LG	BL	NET
Lothridge	62	2,501	40.3	7	12	75	1	35.8
Folkins	15	497	33.1	0	3	48	0	28.3
Howley	1	37	37.0	0	0	37	0	37.0
Cowboys	78	3,035	38.9	7	15	75	1	34.4
Opp.	80	3,478	43.5	9	17	74	0	33.5

PUNT RETURNS

	NO	FC	YDS	AVG	LG	TD
Renfro	32	9	418	13.1	69	1
McDonald	2	2	17	8.5	9	0
Gaechter	5	1	24	4.8	16	0
Stiger	1	4	0	0.0	0	0
Cowboys	40	16	459	11.5	69	1
Opponents	19	29	52	2.6	24	0

KICKOFF RETURNS

	NO	YDS	AVG	LG	TD
Renfro	40	1,017	25.4	65	0
Dunn	2	33	16.5	18	0
Gaechter	1	31	31.0	31	0
Bullocks	1	19	19.0	19	0
Marsh	1	2	2.0	2	0
Folkins	1	0	0.0	0	0
Cowboys	46	1,102	24.0	65	0
Opponents	50	1,081	21.6	51	0

SCORE BY

QUARTERS	1	2	3	4	OT	T
Cowboys	60	74	37	79	-	250
Opponents	47	81	62	99	-	289

FIELD GOALS

	7-19	20-29	30-39	40-49	50+
Cowboys	6-9	2-3	4-6	2-9	0-2
Opponents	3-4	2-3	8-9	4-11	0-1

Van Raaphorst: (1),(48M,15.40M),(16),(25B,19B), (50M,19,16,40M,35M),(34,20,37), (20),(41,49M),(52M,43),(47M,16M,48M), (39M,15,32,12M,38),(1),(10,10,48M)

Opponents: (37,50M,41,32),(31,41,32), (36,49M,30M),(19,21),(1),(34,30,47M), (39,49M,16),(12,48M),(1),43), (47M,40M,7B),(25,29M),(42M,48),(1)

SCORING

	TDR	TDP	TDR1	FG	PAT	S	TP
Van Raaphorst	0	0	0	14/29	28/29	0	70
Perkins	6	0	0	0/0	0/0	0	36
Clarke	0	5	0	0/0	0/0	0	30
Meredith	4	0	0	0/0	0/0	0	24
Marsh	2	0	0	0/0	0/0	0	12
McDonald	0	2	0	0/0	0/0	0	12
Norman	0	2	0	0/0	0/0	0	12
Ridlon	0	0	2a	0/0	0/0	0	12
Renfro	0	0	2b	0/0	0/0	0	12
Stiger	1	1	0	0/0	0/0	0	12
Dunn	1	0	0	0/0	0/0	0	6
Livingston	0	0	1c	0/0	0/0	0	6
Lothridge	1	0	0	0/0	0/0	0	6
Cowboys	15	10	5	14/29	28/29	0	250
Opponents	6	22	6*	17/28	32/34	1	289

a 74 int return @ N.Y. Giants (11/8)

63 fumble return @ Philadelphia (12/6)

b 39 int return vs. Washington (9/20)

69 punt return vs. Green Bay (11/29)

c 17 fumble return vs. Green Bay (11/29)

* Parish 54 int return vs. Cleveland (10/18)

Reger 6 int return @ Washington (11/22)

Krause 35 int return vs. Washington (11/22)

Jordan 60 fumble return vs. Green Bay (11/29)

Aldridge 29 fumble return vs. Green Bay (11/29)

Scarpatti int return @ Philadelphia (12/6)

+ Edwards 0 fumble return vs. Washington (9/20)

USUAL STARTERS

WR	Tommy McDonald	LE	George Andrie
LT	Tony Liscio	LT	Jim Colvin
LG	Jake Kupp (10)	RT	Bob Lilly
RG	Joe Bob Isbell (4)	RE	Larry Stephens
C	Mike Connelly	LLB	Chuck Howley (9)
RC	Joe Bob Isbell (6)	Dave Edwards (4)	
	Ray Schoenke (4)	MLB	Jerry Tubbs
	Dave Manders (3)	RLB	Lee Roy Jordan
RT	Ray Schoenke (6)	LCB	Cornell Green
	Bob Fry (5)	RCB	Don Bishop (7)
TE	Pettis Norman	Warren Livingston (7)	
WR	Frank Clarke	SS	Jim Ridlon (10)
QB	Don Meredith (10)	LB	Mike Gaechter (4)
	John Roach (4)	FS	Mel Renfro
RB	Jim Stiger (8)		
	Amos Marsh (5)	P	Billy Lothridge (12)
FB	Don Perkins		
			Pro Bowlers in Bold
K	Dick Van Raaphorst		

1965 ★ DALLAS COWBOYS STATISTICS ★ 1965

STAFF PLAYERS 2024 SEASON RECORDS PLAYOFF RECORDS 1965 STATISTICS SIDELINES

SECOND PLACE, EASTERN CONFERENCE HEAD COACH: TOM LANDRY

PRESEASON (2-3)

Date	W/L	Score	Opponent	Att.
8/17	L	0-9	@ LA Rams	31,579
8/21	L	7-27	San Fran. @ Port.	24,837
8/28	W	21-12	GREEN BAY	67,954
9/3	L	17-57	Minn. @ Birm.	41,500
9/11	W	34-21	Chicago @ Tulsa	33,525

REGULAR SEASON (7-7)

9/19	W	31-2	N.Y. GIANTS	59,366
9/26	W	27-7	WASHINGTON	61,577
10/4	L	13-20	@ St. Louis	32,034
10/10	L	24-35	PHILADELPHIA	56,249
10/17	L	17-23	@ Cleveland	80,451
10/24	L	3-13	@ Green Bay	48,311
10/31	L	13-22	@ Pittsburgh	37,804
11/7	W	39-31	SAN FRANCISCO	39,677
11/14	W	24-17	PITTSBURGH	57,293
11/21	L	17-24	CLEVELAND	76,251
11/28	L	31-34	@ Washington	50,205
12/5	W	21-19	@ Philadelphia	54,714
12/11	W	27-13	ST. LOUIS	38,499
12/19	W	38-20	@ N.Y. Giants	62,871

PLAYOFF BOWL GAME

(Miami)				
1/9/66	L	3-35	Baltimore	65,569

TEAM STATISTICS

	DALLAS	OPP
FIRST DOWNS	211	240
Rushing	87	80
Passing	108	138
Penalty	16	22
Third Down-Made/Att.	61/180	76/204
Third Down Efficiency	33.9	37.2
Fourth Down-Made/Att.	11/14	3/11
TOTAL NET YARDS	3,995	4,192
Avg. Per Game	285.4	299.4
Total Plays	833	885
Avg. Per Play	4.8	4.7
NET YARDS RUSHING	1,608	1,444
Avg. Per Game	114.9	103.1
Total Rushes	416	422
Avg. Per Rush	3.9	3.4
NET YARDS PASSING	2,387	2,748
Sacked/Yards Lost	55/369	39/315
Gross Yards	2,756	3,063
Attempts/Completions	362/168	424/205
Pct. of Completions	46.4	48.3
Had Intercepted	18	18
PUNTS/AVERAGE	73/41.3	71/42.9
Net Punting Average	37.2	36.8
PUNT RET./AVG.	39/8.0	26/5.3
KICKOFF RET./AVG.	43/27.1	63/19.3
INT./AVG. RET.	18/11.0	18/14.7
PENALTIES/YARDS	78/710	50/483
FUMBLES/BALL LOST	31/17	37/20
TOUCHDOWNS	40	33
Rushing	8	13
Passing	25	17
Returns	7	3
EXTRA POINTS/ATTEMPTS	37/40	29/33
FIELD GOALS/ATTEMPTS	16/27	17/30

	AVG	PCT	PCT	PCT	LG	SKS/YDS	RATING
Meredith	305	141	2,415	46.2	7.9	22	7.2
Morton	34	17	173	50.0	5.1	2	2.9
Rhome	21	9	157	42.9	7.5	1	4.8
Reeves	2	1	11	50.0	5.5	0	0.0
Cowboys	362	168	2,756	46.4	7.6	25	6.9
Opponents	424	205	3,063	48.3	7.2	17	4.0

RUSHING	ATT	YDS	AVG	LG	TD
Perkins	177	690	3.9	43	0
Smith	86	295	3.4	24	2
Meredith	35	247	6.9	22	1
Dunn	54	171	3.2	12	2
Reeves	33	102	3.1	13	2
Clarke	8	58	7.3	21	0
Stiger	11	50	4.5	16	0
Rhome	4	11	2.8	16	0
Whitfield	1	0	0.0	0	0
Hayes	4	-8	-2.0	11	1
Morton	3	-8	-2.7	5	0
Cowboys	416	1,608	3.9	43	8
Opponents	422	1,444	3.4	29	13

RECEIVING	NO	YDS	AVG	LG	TD
Hayes	46	1,003	21.8	82	12
Clarke	41	682	16.6	53	4
Dial	17	283	16.7	46	1
Gent	16	233	14.6	20	2
Perkins	14	142	10.2	27	0
Norman	11	110	10.0	21	3
Reeves	9	210	23.3	47	1
Dunn	8	74	9.3	22	1
Smith	5	10	2.0	5	1
Stiger	1	9	9.0	9	0
Cowboys	168	2,756	16.4	82	25
Opponents	205	3,063	15.0	72	17

INTERCEPTIONS	NO	YDS	AVG	LG	TD
Green	3	49	16.3	43	0
Livingston	3	5	1.7	5	0
Logan	3	5	1.7	3	0
Renfro	2	92	46.0	90	1
Gaechter	2	21	10.5	19	0
Tubbs	2	9	4.5	8	0
Edwards	2	0	0.0	0	0
Lilly	1	17	17.0	17	1
Cowboys	18	198	11.0	90	2
Opponents	18	265	14.7	48	0

PUNTING	NO	YDS	AVG	TB	INT	LG	BL	NET
Villanueva	60	2,505	41.8	8	12	58	0	37.9
Ridgway	13	510	39.2	0	3	44	0	34.1
Cowboys	73	3,015	41.3	8	15	58	0	37.2
Opp.	71	3,043	42.9	6	20	64	1	36.8

PUNT RETURNS	NO	FC	YDS	AVG	LG	TD
Renfro	24	4	145	6.0	35	0
Hayes	12	2	153	12.8	47	0
Stiger	3	1	14	4.7	13	0
Cowboys	39	7	312	8.0	47	0
Opponents	26	24	139	5.3	67	0

KICKOFF RETURNS	NO	YDS	AVG	LG	TD
Renfro	21	630	30.0	100	1
Hayes	17	450	26.5	66	0
Reeves	2	45	22.5	24	0
Stiger	2	28	14.0	17	0
Neely	1	13	13.0	13	0
Cowboys	43	1,166	27.1	100	1
Opponents	63	1,229	19.3	40	0

SCORE BY	1	2	3	4	OT	T
QUARTERS						
Cowboys	78	97	44	106	-	325
Opponents	65	75	79	61	-	280

FIELD GOALS	7-19	20-29	30-39	40-49	50+0
Villanueva	6-8	5-6	4-6	1-7	0-0
Cowboys	6-8	5-6	4-6	1-7	0-0
Opponents	6-7	4-6	3-10	4-6	0-10

Villanueva: (41),(43M,27,47M,7),(28,19), (42M,35),(16),(20),(32M),(16,37B,34), (33,46M),(10),(25M,29,45M,44B), (19B,41M),(31,14),(25)
Opponents: (1),(1),(51B,37,28),(31B), (48,47B,16,19,20M),(44,22),(33M,18), (10,25B),(32),(46,37B),(35B), (33,19,34M,27,37,20,19B),(18,41), (33M,42B)

SCORING	TDR	TDP	TDR	FG	PAT	S	TP
Villanueva	0	0	0	16/27	37/38	0	85
Hayes	1	12	0	0/0	0/0	0	78
Clarke	0	4	0	0/0	0/0	0	24
Dunn	2	1	0	0/0	0/0	0	18
Norman	0	3	0	0/0	0/0	0	18
Reeves	2	1	0	0/0	0/0	0	18
Smith	2	1	0	0/0	0/0	0	18
Gent	0	2	0	0/0	0/0	0	12
Renfro	0	0	2a	0/0	0/0	0	12
Andrie	0	0	1b	0/0	0/0	0	6
Dial	0	1	0	0/0	0/0	0	6
Gaechter	0	0	1c	0/0	0/0	0	6
Green	0	0	1d	0/0	0/0	0	6
Lilly	0	0	1e	0/0	0/0	0	6
Meredith	1	0	1f	0/0	0/0	0	6
Cowboys	8	25	7	37/40	16/27	0	325
Opponents	13	17	3*	29/33	17/30	1	280

- a 90 int return @ St. Louis (10/4)
- 100 kickoff vs. San Francisco (11/7)
- b 0 fumble return vs. San Francisco (11/7)
- c 60 FG return @ Washington (11/28)
- d 5 fumble return @ Washington (11/28)
- e 17 int return vs. San Francisco (11/7)
- f 60 FG return @ N.Y. Giants (12/19)

- * Tarasovic 62 fumble ret. vs. Philadelphia (10/10)
- Folkins 15 fumble return vs. Pittsburgh (11/14)
- Kelly 67 punt return vs. Cleveland (11/21)
- + Dallas snap out of end zone vs. N.Y. Giants (9/19)

USUAL STARTERS

WR	Bob Hayes	LE	Maury Youmans
LT	Jim Boeke	RT	Jim Colvin
LG	Jake Kupp	RT	Bob Lilly
C	Dave Manders	RE	George Andrie
RG	Leon Donohue	LLB	Chuck Howley
TE	Ralph Neely	MLB	Jerry Tubbs
RT	Frank Clarke	RLB	Dave Edwards
WR	Buddy Dial (7)	LCB	Cornell Green
	Pete Gent (7)	RCB	Warren Livingston
QB	Don Meredith	SS	Obert Logan (9)
RB	Perry Lee Dunn (7)	SS	Mike Gaechter (5)
	Dan Reeves (4)	FS	Mel Renfro
	J.D. Smith (3)	P	Danny Villanueva (11)
FB	Don Perkins		Colin Ridgway (3)
K	Danny Villanueva		Pro Bowlers in Bold

1966 ★ DALLAS COWBOYS STATISTICS ★ 1966

FIRST PLACE, EASTERN CONFERENCE
HEAD COACH: TOM LANDRY

PRESEASON (5-0)

Date	W/L	Score	Opponent	Att.
8/7	W	24-13	@ San Francisco	28,899
8/13	W	20-10	@ LA Rams	44,217
8/20	W	21-3	GREEN BAY	75,504
8/27	W	20-10	Detroit @Tulsa	31,250
9/2	W	28-24	MINNESOTA	58,316

REGULAR SEASON (10-3-1)

9/18	W	52-7	N.Y. GIANTS	60,010
9/25	W	28-17	MINNESOTA	64,116
10/2	W	47-14	@ Atlanta	56,990
10/9	W	56-7	PHILADELPHIA	69,372
10/16	T	10-10	@ St. Louis	50,673
10/23	L	21-30	@ Cleveland	84,721
10/30	W	52-21	PITTSBURGH	58,453
11/6	L	23-24	@ Philadelphia	60,658
11/13	W	31-30	@ Washington	50,927
11/20	W	20-7	@ Pittsburgh	42,185
11/24	W	26-14	CLEVELAND	80,259
12/4	W	31-17	ST. LOUIS	76,965
12/11	L	31-34	WASHINGTON	64,198
12/18	W	17-7	@ N.Y. Giants	62,735

CHAMPIONSHIP GAME

1/1/67	L	27-34	GREEN BAY	75,504
--------	---	-------	-----------	--------

TEAM STATISTICS DALLAS OPP

FIRST DOWNS	287	221
Rushing	124	64
Passing	139	140
Penalty	24	17
Third Down-Made/Att.	68/188	72/213
Third Down Efficiency	36.1	33.8
Fourth Down-Made/Att.	7/12	4/14
TOTAL NET YARDS	5,145	3,558
Avg. Per Game	367.5	254.1
Total Plays	926	873
Avg. Per Play	5.6	4.1
NET YARDS RUSHING	2,122	1,176
Avg. Per Game	151.6	84.0
Total Rushes	471	356
Avg. Per Rush	4.5	3.3
NET YARDS PASSING	3,023	2,382
Sacked/Yards Lost	42/308	60/420
Gross Yards	3,331	2,802
Attempts/Completions	413/214	457/212
Pct. of Completions	51.8	46.4
Had Intercepted	14	17
PUNTS/AVERAGE	65/39.2	79/42.4
Net Punting Average	36.7	38.4
PUNT RET./AVG.	41/6.3	26/4.2
KICKOFF RET./AVG.	44/22.9	78/21.8
INT./AVG. RET.	17/17.8	14/19.6
PENALTIES/YARDS	83/824	63/778
FUMBLE/BALL LOST	23/10	23/14
TOUCHDOWNS	56	29
Rushing	29	16
Passing	27	17
Returns	5	6
EXTRA POINTS/ATTEMPTS	56/56	29/29
FIELD GOALS/ATTEMPTS	17/31	12/31

PASSING	ATT	COMP	YDS	PCT	AVG	TD	PCT	PCT	LG	SKS/YDS	RATING	
Meredith	344	177	2,805	51.5	8.2	24	7.0	12	3.5	95	37/261	79.9
Rhyme	36	21	253	58.3	7.0	0	0.0	1	2.8	47	4/39	45.0
Morton	27	13	225	48.1	8.3	3	11.1	1	3.7	41	1/8	65.0
Reeves	6	3	48	50.0	8.0	0	0.0	0	0	29	0/0	66.7
Cowboys	413	214	3,331	51.8	8.1	27	6.5	14	3.4	95	42/308	74.8
Opponents	457	212	2,802	46.4	6.1	17	3.7	17	3.7	78	60/420	63.1

RUSHING	ATT	YDS	AVG	LG	TD
Reeves	175	757	4.3	67	8
Perkins	186	726	3.9	24	8
Meredith	38	242	6.4	22	5
Shy	17	118	6.9	68	1
Garrison	16	62	3.9	13	1
Renfro	8	52	6.5	27	0
Morton	7	50	7.1	12	0
Clarke	8	49	6.1	26	0
Rhyme	7	37	5.4	11	0
Villanueva	1	23	23.0	23	0
Smith	7	7	1.0	2	1
Hayes	1	-1	0.0	0	0
Cowboys	471	2,122	4.5	68	24
Opponents	356	1,176	3.3	41	6

RECEIVING	NO	YDS	AVG	LG	TD
Hayes	64	1,232	19.3	95	13
Reeves	41	557	13.6	51	8
Genet	27	474	17.6	84	1
Clarke	26	355	13.7	33	4
Perkins	23	231	10.0	39	0
Dial	14	252	18.0	39	1
Norman	12	144	12.0	31	0
Renfro	4	65	16.3	42	0
Garrison	2	18	9.0	17	0
Smith	1	3	3.0	3	0
Cowboys	214	3,331	15.6	95	27
Opponents	212	2,802	13.2	78	17

INTERCEPTIONS	NO	YDS	AVG	LG	TD
Green	4	88	22.0	41	1
Gaechter	3	28	9.3	23	0
Renfro	2	57	28.5	33	0
Logan	2	44	22.0	22	1
Livingston	2	13	6.5	13	0
Jordan	1	49	49.0	49	1
Edwards	1	12	12.0	12	0
Andrie	1	6	6.0	6	1
Tubbs	1	6	6.0	6	0
Cowboys	17	303	17.8	49	3
Opponents	14	274	19.6	58	1

PUNTING	NO	YDS	AVG	TD	IN20	LG	BL	NET
Villanueva	65	2,551	39.2	3	14	58	1	36.7
Cowboys	65	2,551	39.2	3	14	58	1	36.7
Opp.	79	3,349	42.4	3	21	67	0	38.4

PUNT RETURNS	NO	FC	YDS	AVG	LG	TD
Renfro	21	6	123	5.9	38	0
Hayes	17	4	106	6.2	18	0
Howley	1	0	30	30.0	30	0
Reeves	2	2	-1	-0.5	14	0
Cowboys	41	12	258	6.3	38	0
Opponents	26	26	108	4.3	67	1

KICKOFF RETURNS	NO	YDS	AVG	LG	TD
Renfro	19	487	25.6	87	1
Garrison	20	445	22.0	35	0
Reeves	3	56	18.7	21	0
Neely	2	18	9.0	13	0
Cowboys	44	1,006	22.8	87	1
Opponents	78	1,699	21.8	93	3

SCORE BY	1	2	3	4	OT	T
QUARTERS						
Cowboys	78	128	101	138	-	445
Opponents	50	79	62	48	-	239

FIELD GOALS	7-19	20-29	30-39	40-49	50-60
Villanueva	9-9	1-8	5-6	1-8	0-0
Cowboys	9-9	1-8	5-6	1-8	0-0
Opponents	1-2	5-6	4-12	2-9	0-2

Villanueva: (12),(42M),(22),(45M),(17,47M,33M), (49M),(49M,12),(21,28M,14,42),(20), (34M,38M,27,37),(11,31,12,13), (31M),(42,26),(45M,29M,37M,10), (31,49M),(35,33,11),(1),(28M,31M,20B), (25,50M,34M,40M),(44M,47M,42,29), (12B,39M,47M)

SCORING	TDR	TDP	TDR1	FG	PAT	S	TP
Villanueva	0	0	0	17/31	56/56	0	107
Reeves	8	8	0	0/0	0/0	0	96
Hayes	0	13	0	0/0	0/0	0	78
Perkins	8	0	0	0/0	0/0	0	48
Meredith	5	0	0	0/0	0/0	0	30
Clarke	0	4	0	0/0	0/0	0	24
Andrie	0	0	1a	0/0	0/0	0	6
Dial	0	1	0	0/0	0/0	0	6
Garrison	1	0	0	0/0	0/0	0	6
Gent	0	1	0	0/0	0/0	0	6
Green	0	0	1b	0/0	0/0	0	6
Howley	0	0	1c	0/0	0/0	0	6
Jordan	0	0	1d	0/0	0/0	0	6
Renfro	0	0	1e	0/0	0/0	0	6
Shy	1	0	0	0/0	0/0	0	6
Smith	1	0	0	0/0	0/0	0	6
Cowboys	24	27	5	17/31	56/56	1	445
Opponents	6	17	6*	12/31	29/29	0	239

- a 6 int return @ N.Y. Giants (12/18)
- b 41 int return vs. N.Y. Giants (9/18)
- c 97 fumble return @ Atlanta (10/2)
- d 49 int return vs. Pittsburgh (10/30)
- e 87 kickoff return vs. Pittsburgh (10/30)
- + Townes tackle in end zone @ Atlanta (10/2)

- * Woodson 56 int. return vs. Pittsburgh (10/30)
- Butler 93 kickoff return vs. Pittsburgh (10/30)
- Brown 93 kickoff return @ Philadelphia (11/6)
- Brown 90 kickoff return @ Philadelphia (11/6)
- Martin 40 punt return @ Philadelphia (11/6)
- Roger blunt punt in end zone vs. Washington (12/11)

USUAL STARTERS

WR	Bob Hayes	LE	Willie Townes (8)
LT	Jim Boeke (10)	RT	Larry Stephens (6)
	Tony Lisco (4)	LT	Jim Colvin
LG	Tony Lisco (10)	RE	Bob Lilly
	John Niland (4)	RT	George Andrie
C	Dave Manders	LLB	Chuck Howley
RG	Leon Donohue	MLB	Lee Roy Jordan
RT	Ralph Neely	RLB	Dave Edwards
TE	Pettis Norman	LCB	Cornell Green
WR	Pete Gent (10)	RCB	Warren Livingston
	Buddy Dial (3)	SS	Mike Gaechter
QB	Don Meredith	FS	Mel Renfro (8)
RB	Dan Reeves		Obert Logan (6)
FB	Don Perkins		

K	Danny Villanueva	P	Danny Villanueva
---	------------------	---	------------------

Pro Bowlers in Bold

1967 ★ DALLAS COWBOYS STATISTICS ★ 1967

FIRST PLACE, CAPITOL DIVISION HEAD COACH: TOM LANDRY			
PRESEASON (2-3)			
Date	W/L	Score	Opponent
8/12	L	6-20	@ LA Rams
8/20	W	30-24	@ San Francisco
8/28	L	3-20	GREEN BAY
9/2	W	30-17	@ Houston
9/9	L	7-33	BALTIMORE
REGULAR SEASON (9-5)			
9/17	W	21-14	@ Cleveland
9/24	W	38-24	N.Y. GIANTS
10/1	L	13-35	LA RAMS
10/8	W	17-14	@ Washington
10/15	W	14-10	NEW ORLEANS
10/22	W	24-21	@ Pittsburgh
10/29	L	14-21	@ Philadelphia
11/5	W	37-7	ATLANTA
11/12	W	27-10	@ New Orleans
11/19	L	20-27	WASHINGTON
11/23	W	46-21	ST. LOUIS
12/3	L	17-23	@ Baltimore
12/10	W	38-17	PHILADELPHIA
12/16	L	16-24	@ San Francisco
1967 EASTERN CHAMPIONSHIP GAME			
12/24	W	52-14	CLEVELAND
NFL CHAMPIONSHIP GAME			
12/31	L	17-21	@ Green Bay

TEAM STATISTICS				DALLAS	OPP
FIRST DOWNS	261	236	
Rushing	109	64	
Passing	141	145	
Penalty	11	27	
Third Down-Made/Att.....	79/200	80/195		
Third Down Efficiency.....	39.5	41.0		
Fourth Down-Made/Att.....	8/15	5/13		
TOTAL NET YARDS	4,699	3,874	
Av. Per Game	335.6	276.7	
Total Plays	936	866	
Av. Per Play	5.0	4.5	
NET YARDS RUSHING	1,900	1,094	
Av. Per Game	135.7	78.1	
Total Rushes	477	339	
Av. Per Rush	4.0	3.2	
NET YARDS PASSING	2,799	2,780	
Sacked/Yards Lost.....	42/294	45/377		
Gross Yards	3,093	3,167	
Attempts/Completions.....	417/210	482/260		
Pct. of Completions	50.4	53.9	
Had Intercepted	28	29	
PUNTS/AVERAGE	67/40.4	72/42.5	
Net Punting Average	35.2	36.1	
PUNT RET./AVG.	33/9.7	38/7.0	
KICKOFF RET./AVG.	48/21.1	59/22.9	
INT./AVG. RET.	29/11.4	28/12.6	
PENALTIES/YARDS	81/785	64/707	
FUMBLES/BALL LOST	25/13	28/18	
TOUCHDOWNS	45	35	
Rushing	13	11	
Passing	28	21	
Returns	4	3	
EXTRA POINTS/ATTEMPTS ..	41/44	34/35		
FIELD GOALS/ATTEMPTS.....	9/23	8/23		

	PASSING	ATT	COMP	YDS	PCT	AVG	PCT	TD	INT	PCT	LG	SKS/YDS	RATING
Meredith	255	128	1,834	50.2	7.2	16	6.3	16	6.3	60	21/143	68.6	
Morton	137	69	987	50.4	7.2	10	7.3	10	7.3	64t	17/125	67.8	
Rhyme	18	9	86	50.0	4.8	0	0.0	1	5.5	19	4/26	40.3	
Reeves	7	4	195	57.1	27.9	2	28.6	1	14.3	41	0/0	101.8	
Cowboys	417	210	3,093	50.4	7.4	28	6.7	28	6.7	64t	42/294	69.4	
Opponents	482	260	3,167	53.9	6.6	21	4.4	29	6.0	67	45/377	63.9	

	RUSHING	ATT	YDS	AVG	LG	TD
Perkins	201	823	4.1	3.0	6	6
Reeves	173	603	3.5	32	5	5
Garrison	24	146	6.1	26	0	0
Norman	9	91	10.1	28	0	0
Meredith	28	84	3.0	16	0	0
Clarke	4	72	18.0	56t	1	1
Shy	17	59	3.5	13	0	0
Morton	15	42	2.8	11	0	0
Baynham	3	6	2.0	3	1	1
Rhyme	2	-11	-5.5	-2	0	0
Villanueva	1	-15	-15.0	-15	0	0
Cowboys	477	1,900	4.0	56t	13	13
Opponents	339	1,094	3.2	46	11	11

	RECEIVING	NO	YDS	AVG	LG	TD
Rentzel	58	996	17.2	74t	8	8
Hayes	49	998	20.4	64t	10	10
Reeves	39	490	12.6	60	6	6
Norman	20	220	11.0	39	2	2
Perkins	18	116	6.4	15	0	0
Clarke	9	119	13.2	23	1	1
Gent	9	88	9.8	16	1	1
Shy	3	36	12.0	19	0	0
Baynham	3	13	4.3	17	0	0
Garrison	2	17	8.5	14	0	0
Cowboys	210	3,093	14.7	74t	28	28
Opponents	260	3,167	12.1	67	20	20

	INTERCEPTIONS	NO	YDS	AVG	LG	TD
Green	7	52	7.4	28	0	0
Renfro	7	38	5.4	30	0	0
Johnson	5	88	17.6	49	0	0
Jordan	3	85	30.2	40	1	1
Edwards	3	34	11.3	26	1	1
Gaechter	2	0	0.0	0	0	0
Howley	1	28	28.0	28t	1	1
Clark	1	6	6.0	6	0	0
Cowboys	29	331	11.4	49	3	3
Opponents	28	353	12.6	67	2	2

	PUNTING	NO	YDS	AVG	TB	IN20	LG	BL	NET
Villanueva	67	2,707	40.4	4	9	57	0	35.2	
Cowboys	67	2,707	40.4	4	9	57	0	35.2	
Opp.	72	3,058	42.5	7	19	68	1	36.1	

	PUNT RETURNS	NO	FC	YDS	AVG	LG	TD
Hayes	24	6	276	11.5	69t	1	1
Rentzel	6	6	45	7.5	21	0	0
Renfro	3	4	-1	-0.3	7	0	0
Cowboys	33	16	320	9.7	69t	1	1
Opponents	38	15	266	7.0	41	0	0

	KICKOFF RETURNS	NO	YDS	AVG	LG	TD
Garrison	20	366	18.3	36	0	0
Baynham	12	331	27.6	37	0	0
Renfro	5	112	22.4	30	0	0
Shy	5	96	19.2	35	0	0
Stokes	4	92	23.0	35	0	0
Hayes	1	17	17.0	17	0	0
East	1	0	0.0	0	0	0
Cowboys	48	1,014	21.1	37	0	0
Opponents	59	1,350	22.9	54	0	0

	SCORE BY	1	2	3	4	OT	T
QUARTERS	Cowboys	69	105	86	82	-	342
Opponents	55	80	57	76	-	-	268

	FIELD GOALS	7-19	20-29	30-39	40-49	50+
Villanueva	2-5	5-5	1-1	0-1	0-7	0-1
Deters	1-1	0-0	0-1	0-2	0-0	0-0
Cowboys	3-6	5-5	1-2	0-9	0-1	0-1
Opponents	1-1	3-7	2-5	1-8	1-1	1-2

Deters: (37M),(12),(43M,40M),(0),(0),(0),(0),(0),(0),(0),(0),(0)

Villanueva: (0),(0),(0),(40M,27),(49M,13M),(51M,45M,34),(9B),(0),(45M,49M,21,12),(40M),(22),(17),(22,19M),(25,49B)

Opponents: (27M,37M),(38,44M),(45M,33M),(26M),(45M,47,48M),(0),(37B),(27M),(48B,26M,11),(0),(42M),(29,53,27),(25),(49M,50B,37)

	SCORING	TDR	TDP	TDR%	FG	PAT	S	TP
Hayes	0	10	1a	0/0	0/0	0	0	66
Reeves	5	6	0	0/0	0/0	0	0	66
Villanueva	0	0	0	8/19	32/34	0	0	56
Rentzel	0	8	0	0/0	0/0	0	0	48
Perkins	6	0	0	0/0	0/0	0	0	36
Clarke	1	1	0	0/0	0/0	0	0	12
Deters	0	0	0	1/4	9/10	0	0	12
Norman	0	2	0	0/0	0/0	0	0	12
Edwards	0	0	1b	0/0	0/0	0	0	6
Baynham	1	0	0	0/0	0/0	0	0	6
Gent	0	1	0	0/0	0/0	0	0	6
Howley	0	0	1c	0/0	0/0	0	0	6
Jordan	0	0	1d	0/0	0/0	0	1	8
Cowboys	13	28	4	9/23	41/44	2	342	
Opponents	11	20	3*	8/23	34/35	0	268	

a 69 punt return vs. St. Louis (11/23)
 b 26 int return @ Baltimore (12/3)
 c 28 int return @ Cleveland (9/17)
 d 33 int return vs. Atlanta (11/5)

- + Pugh tackled Johnson in end zone vs. Atl (11/5)
- Jordan tackled Roland in end zone vs. StL (11/23)
- * Meador 30 int return vs. LA Rams (10/1)
- * Whitsell 26 int return vs. New Orleans (10/15)
- * Scarpati 67 int return vs. Philadelphia (12/10)

USUAL STARTERS			
WR	Bob Hayes	LE	Willie Townes
LT	Tony Liscio	RT	Jethro Pugh
LG	John Niland	LT	Bob Lilly
C	Mike Connelly	RE	George Andrie
RG	Leon Donohue	LLB	Chuck Howley
RT	Ralph Neely	MLB	Lee Roy Jordan
TE	Pettis Norman	RLB	Dave Edwards
WR	Lance Rentzel	LCB	Cornell Green
QB	Don Meredith (11)	RCB	Mike Johnson (7)
RB	Craig Morton (3)		Mel Renfro (6)
DB	Dan Reeves	SS	Mike Gaechter
FB	Don Perkins	FS	Mel Renfro (8)
			Phil Clark (4)
			Pro Bowlers in Bold

K Danny Villanueva (11)
 Harold Deters (3)
 P Danny Villanueva

1969 ★ DALLAS COWBOYS STATISTICS ★ 1969

STAFF PLAYERS 2024 SEASON RECORDS PLAYOFF RECORDS 1969 STATISTICS SIDELINES

FIRST PLACE, CAPITOL DIVISION HEAD COACH: TOM LANDRY

PRESEASON (4-2)

Date	W/L	Score	Opponent	Att.
8/8	L	17-24	@ LA Rams	87,381
8/17	W	20-17	@ San Francisco	33,894
8/23	W	31-13	GREEN BAY	73,764
8/28	W	14-11	@ Houston	55,310
9/6	W	25-9	N.Y. JETS	74,771
9/14	L	7-23	BALTIMORE	58,975

REGULAR SEASON (11-2-1)

W	L	T	Score	Opponent	Att.
9/21	W	24-3	ST. LOUIS	62,134	
9/28	W	21-17	@ New Orleans	79,567	
10/5	W	38-7	@ Philadelphia	60,658	
10/12	W	24-17	@ Atlanta	54,833	
10/19	W	49-14	PHILADELPHIA	71,509	
10/27	W	25-3	N.Y. GIANTS	58,964	
11/2	L	10-42	@ Cleveland	84,850	
11/9	W	33-17	NEW ORLEANS	68,282	
11/16	W	41-28	@ Washington	50,474	
11/23	L	23-24	@ LA Rams	79,105	
11/27	T	24-24	SAN FRANCISCO	62,348	
12/7	W	10-7	@ Pittsburgh	24,990	
12/13	W	27-10	BALTIMORE	63,191	
12/21	W	20-10	WASHINGTON	56,924	

1969 EASTERN CHAMPIONSHIP GAME

12/28	L	14-38	CLEVELAND	69,321
-------	---	-------	-----------	--------

PLAYOFF BOWL GAME (MIAMI)

1/3/70	L	0-31	LA Rams	31,151
--------	---	------	---------	--------

TEAM STATISTICS DALLAS OPP

FIRST DOWNS.....	275.....	203
Rushing.....	133.....	52
Passing.....	125.....	141
Penalty.....	17.....	10
Third Down-Made/Att.....	82/197.....	64/191
Third Down Efficiency.....	41.6.....	33.5
Fourth Down-Made/Att.....	2/6.....	3/8
TOTAL NET YARDS.....	5,122.....	3,707
Avg. Per Game.....	365.9.....	264.8
Total Plays.....	931.....	826
Avg. Per Play.....	5.5.....	4.5
NET YARDS RUSHING.....	2,276.....	1,050
Avg. Per Game.....	162.6.....	75.0
Total Rushes.....	532.....	313
Avg. Per Rush.....	4.3.....	3.4
NET YARDS PASSING.....	2,846.....	2,657
Sacked/Yards Lost.....	44/366.....	55/452
Gross Yards.....	3,212.....	3,109
Attempts/Completions.....	355/189.....	458/235
Pct. of Completions.....	53.2.....	51.3
Had Intercepted.....	18.....	24
PUNTS/AVERAGE.....	63/43.3.....	82/42.2
Net Punting Average.....	37.2.....	37.7
PUNT RET./AVG.....	38/7.2.....	43/7.1
KICKOFF RET./AVG.....	36/19.9.....	64/19.4
INT./AVG. RET.....	24/14.1.....	18/9.3
PENALTIES/YARDS.....	81/840.....	58/680
FUMBLES/BALL LOST.....	28/12.....	23/11
TOUCHDOWNS.....	44.....	28
Rushing.....	17.....	3
Passing.....	24.....	23
Returns.....	3.....	2
EXTRA POINTS/ATTEMPTS... ..	43/44.....	28/28
FIELD GOALS/ATTEMPTS.....	20/36.....	9/25

PASSING	ATT	COMP	YDS	PCT	AVG	PCT	PCT	INT	LG	SKS/YDS	RATING	
Morton	302	162	2,619	53.6	8.7	21	7.0	15	5.0	67	30/246	85.4
Staubach	47	23	421	49.0	9.0	1	2.1	2	4.3	75 ¹	12/106	69.5
Shy	3	3	137	100.0	45.7	2	66.7	0	0.0	53	0/0	158.3
Reeves	3	1	35	33.3	11.7	0	0.0	1	33.3	35	2/14	38.9
Cowboys	355	189	3,212	53.2	9.1	24	6.3	18	7.1	75 ¹	44/366	85.9
Opponents	458	235	3,109	51.3	6.8	23	5.0	24	5.2	88 ¹	55/452	68.0

RUSHING

	ATT	YDS	AVG	LG	TD
Hill	204	942	4.6	55	8
Garrison	176	818	4.6	21	2
Reeves	59	173	2.9	12	4
Shy	42	154	3.7	23	1
Morton	16	62	4.0	15	1
Staubach	15	60	4.0	19	1
Welch	6	21	3.5	6	0
Norman	5	20	4.0	21	0
Hayes	4	17	4.3	6	0
Rentzel	2	11	5.5	14	0
Baynham	3	-2	-0.6	2	0
Cowboys	532	2,276	4.3	55	17
Opponents	313	1,050	3.4	25	3

RECEIVING

	NO	YDS	AVG	LG	TD
Rentzel	43	960	22.3	75 ¹	12
Hayes	40	746	18.7	67 ¹	4
Hill	20	232	11.6	28	1
Reeves	18	187	10.4	29	0
Ditka	17	369	21.7	51	3
Norman	13	238	18.3	31	3
Garrison	13	131	10.1	25	0
Homan	12	240	20.0	66	0
Shy	8	124	15.5	49	1
Conrad	4	74	18.5	34	0
Wright	1	12	12.0	12	0
Cowboys	189	3,212	17.0	75 ¹	24
Opponents	235	3,109	13.2	88	23

INTERCEPTIONS NO YDS AVG LG TD

Renfro	10	118	11.8	41	0
Gaechter	3	72	24.0	37	0
Jordan	2	38	19.0	38	0
Howley	2	37	18.5	28	0
P. Clark	2	2	1.0	2	0
Green	2	0	0.0	0	0
Cole	1	41	41.0	41	1
Brown	1	31	31.0	31	0
Edwards	1	0	0.0	0	0
Cowboys	24	339	14.1	41	1
Opponents	18	167	9.3	56	1

PUNTING NO YDS AVG TB IN20 LG BL NET

Widby	63	2,729	43.3	4	9	62	0	37.2
Cowboys	63	2,729	43.3	4	9	62	0	37.2
Opp.	82	3,463	42.2	5	21	81	0	37.7

PUNT RETURNS NO FC YDS AVG LG TD

Hayes	18	5	179	9.9	50	0
Renfro	15	7	80	5.3	34	0
Rentzel	4	3	14	3.5	11	0
Johnson	1	0	0	0.0	0	0
Cowboys	38	15	273	7.2	50	0
Opponents	43	7	305	7.1	28	0

KICKOFF RETURNS NO YDS AVG LG TD

Flowers	11	238	20.8	30	0
Baynham	7	114	16.3	29	0
Welch	5	112	22.4	35	0
Hill	4	125	31.3	46	0
Hayes	3	80	26.7	46	0
Rushing	3	47	15.6	26	0
Green	2	0	0.0	0	0
Garrison	1	2	2.0	2	0
Cowboys	36	718	19.9	46	0
Opponents	64	1,242	19.4	60	0

SCORE BY QUARTERS

	1	2	3	4	OT	T
Cowboys	102	106	54	107	-	369
Opponents	62	64	48	49	-	223

FIELD GOALS

	7-9	20-29	30-39	40-49	50+
Clark, M.	7-8	6-7	4-7	3-11	0-3
Cowboys	7-8	6-7	4-7	3-11	0-3
Opponents	1-1	3-5	4-5	1-12	0-2

Clark: (23M,30),(47M),(14,47M),(47,32M), (17M,33M),(41M,42M,47,35,15), (14,50M),(21,21,46M,40M),(36,14,50M), (18,22,43),(47M,24,37M),(32), (15,27,46M),(12,24,54M)
Opponents: (42M,46M,20,27M),(56M,32M,43), (42B),(34),(48M),(23,50B),(45M,46M), (37,44M),(48B),(36),(48B,21),(1),(24,43M), (34,27B,42M)

SCORING TDR TDP TDR1 FG PAT S TP

M. Clark	0	0	0	20/36	43/44	0	103
Rentzel	0	12	1a	0/0	0/0	0	78
Hill	8	0	0	0/0	0/0	0	48
Reeves	4	1	0	0/0	0/0	0	30
Hayes	0	4	0	0/0	0/0	0	24
Ditka	0	3	0	0/0	0/0	0	18
Norman	0	3	0	0/0	0/0	0	18
Garrison	2	0	0	0/0	0/0	0	12
Shy	1	1	0	0/0	0/0	0	12
Cole	0	0	1c	0/0	0/0	0	6
Lilly	0	0	1b	0/0	0/0	0	6
Morton	1	0	0	0/0	0/0	0	6
Staubach	1	0	0	0/0	0/0	0	6
Andrie	0	0	0	0/0	0/0	1+	2
Cowboys	17	24	3	20/36	43/44	1	369
Opponents	3	23	2*	9/25	28/28	0	223

a 0 fumble return @ Philadelphia (10/5)
b 9 fumble return vs. Philadelphia (10/19)
c 4 fumble return @ Washington (11/16)

* tackled Tarkeyton in end zone vs. NYG (10/27)

USUAL STARTERS

WR	Bob Hayes (10)	LE	Larry Cole
	Dennis Homan (4)	LT	Jethro Pugh (11)
LG	Tony Liscio		Ron East (3)
LT	John Niland	RT	Bob Lilly
C	Malcolm Walker	RE	George Andrie
RG	John Wilbur	LLB	Dave Edwards
RT	Ralph Neely (11)	MLB	Lee Roy Jordan
	Rayfield Wright (3)	RLB	Chuck Howley
TE	Pettis Norman (10)	LCB	Corbin Green
	Mike Ditka (4)	RCB	Phil Clark
WR	Lance Rentzel	SS	Mike Gaechter
QB	Craig Morton	FS	Mel Renfro
RB	Calvin Hill		
FB	Walt Garrison	P	Ron Widby,
K	Mike Clark		Pro Bowlers in Bold

1971 ★ DALLAS COWBOYS STATISTICS ★ 1971

STAFF PLAYERS 2024 SEASON RECORDS PLAYOFF RECORDS 1971 STATISTICS SIDELINES

FIRST PLACE, NFC EAST HEAD COACH: TOM LANDRY		
PRESEASON (6-0)		
Date	W/L	Score Opponent
8/6	W	45-21 @ LA Rams
8/14	W	36-21 NEW ORLEANS
8/20	W	16-15 CLEVELAND
8/26	W	28-20 @ Houston
9/3	W	27-14 @ Baltimore
9/11	W	24-17 KANSAS CITY
REGULAR SEASON (11-3)		
9/19	W	49-37 @ Buffalo
9/26	W	42-7 @ Philadelphia
10/3	L	16-20 WASHINGTON
10/11	W	20-13 N.Y. GIANTS
10/17	L	14-24 @ New Orleans
10/24	W	44-21 NEW ENGLAND
10/31	L	19-23 @ Chicago
11/7	W	16-13 @ St. Louis
11/14	W	20-7 PHILADELPHIA
11/21	W	13-0 @ Washington
11/25	W	28-21 LA RAMS
12/4	W	52-10 N.Y. JETS
12/12	W	42-14 @ N.Y. Giants
12/18	W	31-12 ST. LOUIS
1971 DIVISIONAL PLAYOFF		
12/25	W	20-12 @ Minnesota
1971 NFC CHAMPIONSHIP GAME		
1/2/72	W	14-3 SAN FRANCISCO
SUPER BOWL VI (NEW ORLEANS)		
1/16/72	W	24-3 Miami

TEAM STATISTICS	DALLAS	OPP
FIRST DOWNS	288	200
Rushing	135	59
Passing	144	125
Penalty	9	16
Third Down-Made/Att.	87/183	68/182
Third Down Efficiency	47.5	37.4
Fourth Down-Made/Att.	2/3	3/16
TOTAL NET YARDS	5,035	3,468
Avg. Per Game	359.6	247.7
Total Plays	905	817
Avg. Per Play	5.6	4.2
NET YARDS RUSHING	2,249	1,144
Avg. Per Game	160.6	81.7
Total Rushes	512	353
Avg. Per Rush	4.4	3.2
NET YARDS PASSING	2,786	2,324
Sacked/Yards Lost	32/251	43/336
Gross Yards	3,037	2,660
Attempts/Completions	361/206	421/209
Pct. of Completions	57.1	49.6
Had Intercepted	14	26
PUNTS/AVERAGE	56/41.6	65/41.5
Net Punting Average	35.0	36.1
PUNT RET./AVG.	31/6.0	26/8.9
KICKOFF RET./AVG.	50/27.5	70/24.0
INT./AVG. RET.	26/15.5	14/21.7
PENALTIES/YARDS	94/952	61/647
FUMBLES/BALL LOST	30/21	40/25
TOUCHDOWNS	50	25
Rushing	25	8
Passing	22	15
Returns	3	2
EXTRA POINTS/ATTEMPTS	50/50	24/25
FIELD GOALS/ATTEMPTS	18/33	16/23

	AVG	PCT	PCT	LG	SKS/YDS	RATING
PASSING	ATT	COMP	YDS	PCT	INT	
Staubach	211	126	1,882	87.9	15	7.1
Morton	43	78	1,131	54.5	7.9	7.4
Reeves	5	2	24	40.0	4.8	0.0
D. Thomas	1	0	0	0.0	0.0	0.0
Hill	1	0	0	0.0	0.0	0.0
Cowboys	361	206	3,037	57.1	8.4	22.6
Opponents	421	209	2,660	49.6	6.3	15.3

RUSHING	ATT	YDS	AVG	LG	TD
D. Thomas	175	793	4.5	56t	11
Hill	106	468	4.4	17	8
Garrison	127	429	3.4	34	1
Staubach	41	343	8.4	31	2
Reeves	17	79	4.6	22	0
Williams	21	67	3.2	16	1
Welch	14	51	3.6	14	1
Hayes	3	18	6.0	11	0
Morton	4	9	2.3	4	1
Ditka	2	2	1.0	11	0
Alworth	2	-10	-5.0	-4	0
Cowboys	512	2,249	4.4	56t	25
Opponents	353	1,144	3.2	57t	8

RECEIVING	NO	YDS	AVG	LG	TD
Garrison	40	396	9.9	36	1
Hayes	35	840	24.0	85t	8
Alworth	34	487	14.3	26	2
Ditka	30	360	12.0	29	1
Hill	19	244	12.8	27	3
Truax	15	232	15.5	25	1
D. Thomas	13	153	11.8	34t	2
Richardson	8	170	21.3	45t	3
Adkins	4	53	13.3	23	0
Williams	3	59	19.7	35	0
Reeves	3	25	8.3	11	0
Rucker	1	19	19.0	19t	1
Welch	1	-1	-1.0	-1	0
Cowboys	206	3,037	14.7	85t	22
Opponents	209	2,660	12.7	75t	15

INTERCEPTIONS	NO	YDS	AVG	LG	TD
Adderley	6	182	30.3	46	0
Howley	5	122	24.4	53	0
Renfro	4	11	2.8	7	0
Waters	2	37	18.5	30	0
Jordan	2	34	17.0	23	0
Green	2	16	8.0	12	0
Edwards	2	0	0.0	0	0
Harris	2	0	0.0	0	0
Lewis	1	0	0.0	0	0
Cowboys	26	402	15.5	53	0
Opponents	14	304	21.7	60	1

USUAL STARTERS					
WR	Bob Hayes	LE	Larry Cole		
LT	Ralph Neely (7)	LT	Jethro Pugh		
	Tony Liscio (5)	RT	Bob Lilly		
LG	John Niland	RE	George Andrie		
C	Dave Manders	LLB	Dave Edwards		
RG	Blaine Nye	MLB	Lee Roy Jordan		
RT	Rayfield Wright	RLB	Chuck Howley		
TE	Billy Truax (10)	LCB	Herb Adderley		
	Mike Ditka (4)	RCB	Mel Renfro		
WR	Lance Alworth (11)	SS	Cornell Green		
	Gloster Richardson (3)	FS	Cliff Harris (11)		
QB	Roger Staubach (10)		Charlie Waters (3)		
	Craig Morton (4)	P	Ron Widby		
RB	Duane Thomas (9)	K	Mike Clark (11)		
	Calvin Hill (5)		Tony Fritsch (3)		
FB	Walt Garrison				

Pro Bowlers in Bold

PUNTING	NO	YDS	AVG	TB	IN20	LG	BL	NET
Widby	56	2,329	41.6	7	17	59	1	35.0
Cowboys	56	2,329	41.6	7	17	59	1	35.0
Opp.	65	2,697	41.5	5	17	58	1	36.1

PUNT RETURNS	NO	FC	YDS	AVG	LG	TD
Harris	17	8	129	7.6	35	0
Waters	9	5	109	12.1	42	0
Adkins	4	0	5	1.3	10	0
Hayes	1	0	5	0.2	5	0
Renfro	0	1	0	0.0	0	0
Cowboys	31	14	248	8.0	42	0
Opponents	26	15	231	8.9	43	0

KICKOFF RETURNS	NO	YDS	AVG	LG	TD
Harris	29	823	28.4	77	0
I. Thomas	7	295	42.1	101t	2
Welch	4	105	26.3	39	0
Ditka	3	30	10.0	20	0
D. Thomas	2	64	32.0	33	0
Waters	1	18	18.0	18	0
Lewis	1	15	15.0	15	0
Hayes	1	14	14.0	14	0
Williams	1	12	12.0	12	0
Green	1	0	0.0	0	0
Cowboys	50	1,376	27.5	101t	2
Opponents	70	1,681	24.0	52	0

SCORE BY QUARTERS	1	2	3	4	OT	T
Cowboys	96	139	72	99	-	402
Opponents	62	59	32	69	-	226

FIELD GOALS	7-19	20-29	30-39	40-49	50+
M. Clark	5-5	4-6	0-1	4-12	0-1
Fritsch	1-1	3-3	0-1	1-3	0-0
Cowboys	6-6	7-9	0-2	5-15	0-1
Opponents	0-0	4-6	9-11	3-6	0-0

Clark: (1), (48M, 42M), (48M, 22, 9, 27), (42, 41, 41M), (50M), (16, 17, 45M, 12), (21M, 42M, 29M, 10), (1), (43M, 26, 31M, 48), (1), (47M, 45), (1), (24)

Fritsch: (1), (1), (1), (1), (1), (1), (27, 42M, 14, 26), (23, 41M, 39M, 46), (1), (1), (1), (1)

Opponents: (40, 49M), (1), (25, 32), (35, 20), (36), (1), (44, 38, 35), (41, 47M, 36), (22M), (1), (31M), (35), (35M), (23M, 33, 29, 23, 35, 45M)

SCORING	TDR	TDP	TDRt	FG	PT	S	TP
M. Clark	0	0	0	13/25	47/47	0	86
D. Thomas	11	2	0	0/0	0/0	0	78
Hill	8	3	0	0/0	0/0	0	66
Hayes	0	8	0	0/0	0/0	0	48
Richardson	0	3	0	0/0	0/0	0	18
Fritsch	0	0	0	5/8	2/2	0	17
Alworth	0	2	0	0/0	0/0	0	12
Garrison	1	1	0	0/0	0/0	0	12
Staubach	2	0	0	0/0	0/0	0	12
I. Thomas	0	0	2a	0/0	0/0	0	12
Welch	1	0	0	0/0	0/0	1+	8
Ditka	0	1	0	0/0	0/0	0	6
Lilly	0	0	1b	0/0	0/0	0	6
Morton	1	0	0	0/0	0/0	0	6
Rucker	0	1	0	0/0	0/0	0	6
Truax	0	1	0	0/0	0/0	0	6
Williams	1	0	0	0/0	0/0	0	6
Reeves	0	0	0	0/0	1/1#	0	1
Cowboys	25	22	3	18/33	50/50	1	406
Opponents	8	15	2*	16/23	24/24	0	222

a 89 kickoff return vs. LA Rams (11/25)
 101 kickoff return vs. N.Y. Jets (12/4)
 b 7 fumble return @ Philadelphia (9/26)
 + tackled Green in end zone @ Chicago (10/31)
 # runs left end on bad snap @ St. Louis (11/7)

* Nelson 101 FG return @ Philadelphia (9/26)
 Athas 37 int return @ N.Y. Giants (12/12)

1972 ★ DALLAS COWBOYS STATISTICS ★ 1972

SECOND PLACE, NFC EAST
HEAD COACH: TOM LANDRY

PRESEASON (6-1)				
Date	W/L	Score	Opponent	Att.
7/28	W	20-7	Coll. All-Stars @ Chi.	54,162
8/5	W	26-24	HOUSTON	65,405
8/12	W	27-13	@ LA Rams	66,051
8/19	W	30-7	@ New Orleans	81,070
8/26	W	34-27	N.Y. JETS	65,386
9/2	L	10-20	@ Kansas City	79,592
9/9	W	16-10	OAKLAND	62,607
REGULAR SEASON (10-4)				
9/17	W	28-6	PHILADELPHIA	55,850
9/24	W	23-14	@ N.Y. Giants	62,725
10/1	L	13-16	@ Green Bay	47,103
10/8	W	17-13	PITTSBURGH	65,682
10/15	W	21-0	@ Baltimore	58,992
10/22	L	20-24	@ Washington	53,039
10/30	W	28-24	DETROIT	65,378
11/5	W	34-28	@ San Diego	54,476
11/12	W	33-24	ST. LOUIS	65,218
11/19	W	28-7	@ Philadelphia	65,720
11/23	L	10-31	SAN FRANCISCO	65,124
12/3	W	27-6	@ St. Louis	49,797
12/9	W	34-24	WASHINGTON	65,136
12/17	L	3-23	N.Y. Giants	64,602
1972 DIVISIONAL PLAYOFF				
12/23	W	30-28	@ San Francisco	61,214
1972 NFC CHAMPIONSHIP GAME				
12/31	L	3-26	@ Washington	53,129

TEAM STATISTICS		DALLAS	OPP
FIRST DOWNS		256	217
Rushing		116	81
Passing		126	113
Penalty		12	23
Third Down-Made/Att.		89/201	78/187
Third Down Efficiency		44.3	41.7
Fourth Down-Made/Att.		5/11	7/15
TOTAL NET YARDS		4,466	3,755
Avg. Per Game		319.0	268.2
Total Plays		897	842
Avg. Per Play		5.0	4.5
NET YARDS RUSHING		2,124	1,515
Avg. Per Game		151.7	108.2
Total Rushes		499	428
Avg. Per Rush		4.3	3.5
NET YARDS PASSING		2,342	2,240
Sacked/Yards Lost		31/238	32/268
Gross Yards		2,588	2,508
Attempts/Completions		367/196	382/187
Pct. of Completions		53.4	49.0
Had Intercepted		23	16
PUNTS/AVERAGE		51/38.2	65/40.6
Net Punting Average		36.2	36.3
PUNT RET./AVG.		28/4.8	15/2.7
KICKOFF RET./AVG.		50/21.6	52/24.5
INT./AVG. RET.		16/13.3	23/13.1
PENALTIES/YARDS		90/841	59/586
FUMBLES/BALL LOST		27/15	40/17
TOUCHDOWNS		36	28
Rushing		17	7
Passing		16	18
Returns		3	3
EXTRA POINTS/ATTEMPTS		36/36	27/28
FIELD GOALS/ATTEMPTS		21/36	15/34

RUSHING	ATT	YDS	AVG	LG	TD
Hill	245	1,036	4.2	26	6
Garrison	167	784	4.7	41	7
Newhouse	28	116	4.1	19	1
Montgomery	35	81	2.3	10	1
Staubach	6	45	7.5	20	0
Morton	8	26	3.3	12	2
Reeves	3	14	4.7	14	0
Neely	1	10	10.0	10	0
Hayes	2	8	4.0	7	0
Fugett	3	2	0.7	9	0
Alworth	1	2	2.0	2	0
Cowboys	499	2,124	4.3	41	17
Opponents	428	1,515	3.5	34	7

RECEIVING	NO	YDS	AVG	LG	TD
Hill	43	364	8.5	33	3
Garrison	37	390	10.5	26	3
Sellers	31	653	21.1	55	5
Parks	18	298	16.6	38	1
Ditka	17	198	11.6	26	1
Hayes	15	200	13.3	29	0
Alworth	15	195	13.0	30	2
Montgomery	8	131	16.4	46	1
Fugett	7	94	13.4	29	0
Truax	4	49	12.3	18	0
Newhouse	1	8	8.0	8	0
Cowboys	196	2,580	13.2	55	16
Opponents	187	2,508	13.4	94	18

INTERCEPTIONS	NO	YDS	AVG	LG	TD
Waters	6	132	22.0	56	1
Harris	3	40	13.3	23	0
Jordan	2	18	9.0	12	0
Green	2	1	0.5	1	0
Lewis	1	15	15.0	15	0
Howley	1	7	7.0	7	0
Renfro	1	0	0.0	0	0
Cowboys	16	213	13.3	56	1
Opponents	23	302	13.1	45	1

PUNTING	NO	YDS	AVG	TB	IN20	LG	BL	NET
Bateman	51	1,949	38.2	3	4	61	0	36.2
Cowboys	51	1,949	38.2	3	4	61	0	36.2
Opp.	65	2,636	40.6	7	13	63	0	36.3

PUNT RETURNS	NO	FC	YDS	AVG	LG	TD
Harris	19	16	78	4.1	21	0
Waters	9	7	56	6.2	17	0
Cowboys	28	23	134	4.8	21	0
Opponents	15	26	41	2.7	14	0

KICKOFF RETURNS	NO	YDS	AVG	LG	TD
Harris	26	615	23.7	44	0
Newhouse	18	382	21.2	30	0
Thomas	2	50	25.0	30	0
Waters	2	18	9.0	18	0
Montgomery	1	15	15.0	15	0
Fugett	1	0	0.0	0	0
Cowboys	50	1,080	21.6	44	0
Opponents	15	1,272	24.5	55	0

SCORE BY	1	2	3	4	OT	T
QUARTERS						
Cowboys	83	101	76	59	-	319
Opponents	25	86	50	79	-	240

FIELD GOALS	7-19	20-29	30-39	40-49	50-6
Fritsch	6-6	5-5	3-6	5-13	2-6
Cowboys	6-6	5-5	3-6	5-13	2-6
Opponents	3-4	4-7	4-5	4-15	0-3

Fritsch: (46M),(54,13.8),(46.9),(40,44M,50M,33M), (57M,39M,42M),(13,12,50M),(48M), (25,47M,31),(27,14,50,32M,38),(42,49M), (23),(42M,29,42,50M),(42M,36,26),(43)

Opponents: (30,42,44M,58M),(45M,24M), (44,26,22,16M,27B,41M),(39,39,50M,41M), (48M,48M),(42,43,37M),(43M,17), (50B),(34),(47M,42M),(18),(49M),(16), (22M,49,22,26)

SCORING	TDR	TDP	TDR1	FG	PAT	S	PP
Fritsch	0	0	0	21/36	36/36	0	99
Garrison	7	3	0	0/0	0/0	0	60
Hill	6	3	0	0/0	0/0	0	54
Sellers	0	5	0	0/0	0/0	0	30
Montgomery	1	1	1a	0/0	0/0	0	18
Alworth	0	2	0	0/0	0/0	0	12
Morton	2	0	0	0/0	0/0	0	12
Ditka	0	1	0	0/0	0/0	0	6
Newhouse	1	0	0	0/0	0/0	0	6
Niland	0	0	1b	0/0	0/0	0	6
Parks	0	1	0	0/0	0/0	0	6
Waters	0	0	1c	0/0	0/0	0	6
Cowboys	17	16	3	21/36	36/36	2	319
Opponents	7	18	3*	15/34	27/28	0	240

- a 54 fumble return @ San Diego (11/5)
b 0 fumble return @ Philadelphia (11/19)
c 28 int return vs. St. Louis (11/12)
+ Bradley tackled in end zone @ Phi (11/19)
Smith centered out of end zone @ Phi (11/19)

- * Blount 35 fumble return vs. Pittsburgh (10/8)
Vanderbundt 73 fumble return vs. SF (11/23)
Vanderbundt 21 int. return vs. SF (11/23)

USUAL STARTERS

WR	Ron Sellers (8)	LE	Larry Cole (7)
	Bob Hayes (6)	LT	Tody Smith (6)
LT	Ralph Neely (6)	RT	Jethro Pugh (8)
LG	John Niland	RT	Bob Lilly
C	Dave Manders	RE	Pat Toomay
RG	Blaine Nye	LLB	Lee Edwards
RE	Rayfield Wright	MLB	Lee Roy Jordan
TE	Mike Ditka	RLB	Chuck Howley
WR	Lance Alworth (7)	LCB	Herb Adderley
RB	Billy Parks (7)	RCB	Mel Renfro
QB	Craig Morton	SS	Cornell Green
RB	Calvin Hill	FS	Cliff Harris
FB	Walt Garrison	P	Marv Bateman

K Tony Fritsch

Pro Bowlers in Bold

PASSING	ATT	COMP	YDS	PCT	AVG	PCT	PCT	INT	LG	SKS/YDS	RATING	
Morton	339	185	2,396	54.6	7.1	15	4.4	21	6.2	46	23/179	65.9
Staubach	20	9	98	45.0	4.9	0	0.0	2	10.0	21	8/59	20.4
Hill	3	1	55	33.3	18.3	1	33.0	0	0.0	55	0/0	121.5
Montgomery	3	1	31	33.3	10.3	0	0.0	0	0.0	31	0/0	72.9
Reeves	2	0	0	0.0	0.0	0	0.0	0	0.0	0	0/0	39.6
Cowboys	367	196	2,580	53.4	7.0	16	4.4	23	6.3	55	31/238	64.3
Opponents	382	187	2,508	49.0	6.6	18	4.7	16	4.2	94	32/268	68.5

1973 ★ DALLAS COWBOYS STATISTICS ★ 1973

STAFF PLAYERS 2024 SEASON RECORDS PLAYOFF RECORDS 1973 STATISTICS SIDELINES

FIRST PLACE, NFC EAST HEAD COACH: TOM LANDRY			
PRESEASON (4-2)			
Date	W/L	Score	Opponent
8/3	W	24-7	@ LA Rams
8/11	L	26-27	@ Oakland
8/18	W	24-14	NEW ORLEANS
8/23	L	24-27	@ Houston
9/1	W	27-16	KANSAS CITY
9/6	W	26-23	MIAMI
REGULAR SEASON (10-4)			
Date	W/L	Score	Opponent
9/16	W	20-17	@ Chicago
9/24	W	40-3	NEW ORLEANS
9/30	W	45-10	ST. LOUIS
10/8	L	7-14	@ Washington
10/14	L	31-37	@ LA Rams
10/21	W	45-28	N.Y. GIANTS
10/28	L	16-30	@ Philadelphia
11/4	W	38-10	CINCINNATI
11/11	W	23-10	@ N.Y. Giants
11/18	W	31-10	PHILADELPHIA
11/22	L	7-14	MIAMI
12/2	W	22-10	@ Denver
12/9	W	27-7	WASHINGTON
12/16	W	30-3	@ St. Louis
1973 DIVISIONAL PLAYOFF			
12/23	W	27-16	LA RAMS
1973 NFC CHAMPIONSHIP GAME			
12/30	L	10-27	MINNESOTA

RUSHING	ATT	YDS	AVG	LG	TD
Hill	273	1,142	4.2	21	6
Garrison	105	440	4.2	33	6
Newhouse	84	436	5.2	54	1
Staubach	46	250	5.4	18	3
Strayhorn	11	62	5.6	24	1
Fugett	1	34	34.0	34	0
Stowe	3	28	9.3	14	0
Robinson	2	17	8.5	11	0
Pinder	12	15	1.3	5	0
DuFree	2	2	1.0	6	0
Richards	1	2	2.0	2	0
Morton	1	0	0.0	0	0
Montgomery	1	-10	-10.0	-10	0
Cowboys	542	2,418	4.5	54	17
Opponents	435	1,471	3.4	25	5

RECEIVING	NO	YDS	AVG	LG	TD
Hill	32	290	9.1	29	0
DuFree	29	392	13.5	40	5
Garrison	26	273	10.5	53	2
Stowe	23	389	16.9	45	6
Pearson	22	388	17.6	40	2
Hayes	22	360	16.4	47	3
Montgomery	14	164	11.7	32	3
Fugett	9	168	18.7	48	3
Newhouse	9	87	9.7	38	1
Richards	6	91	15.2	53	1
Cowboys	192	2,602	13.6	53	26
Opponents	187	2,301	12.3	80	15

INTERCEPTIONS	NO	YDS	AVG	LG	TD
Jordan	6	78	13.0	31	1
Waters	5	112	22.4	44	0
Renfro	2	65	32.5	35	1
Harris	2	9	4.5	5	0
Toomyay	1	35	35.0	35	0
B. Barnes	1	1	1.0	1	0
Washington	1	0	0.0	0	0
Cowboys	18	300	16.7	44	2
Opponents	16	151	9.4	29	1

PUNTING NO	YDS	AVG	TD	INT	LG	BL	NET
Bateman	55	2,290	41.6	3	4	62	2 36.2
Montgomery	4	158	39.5	0	0	48	0 38.3
Cowboys	59	2,448	41.5	3	4	62	2 37.9
Opp.	70	2,756	39.4	7	12	78	2 34.9

PUNT RETURNS	NO	FC	YDS	AVG	LG	TD
Richards	21	18	139	6.6	46	0
Harris	3	3	20	6.7	12	0
Pearson	2	0	13	6.5	13	0
Montgomery	2	0	2	1.0	3	0
Cowboys	28	21	174	6.2	46	0
Opponents	29	7	152	5.2	59	1

KICKOFF RETURNS	NO	YDS	AVG	LG	TD
Pearson	7	155	22.1	26	0
Montgomery	6	175	29.2	63	0
Harris	6	148	24.7	33	0
Robinson	4	86	21.5	28	0
Newhouse	3	62	20.7	26	0
Richards	3	44	14.7	20	0
Strayhorn	2	44	22.0	25	0
Walton	1	11	11.0	11	0
Washington	1	0	0.0	0	0
Cowboys	33	725	22.0	63	0
Opponents	53	1,310	24.9	53	0

SCORE BY QUARTERS	1	2	3	4	OT	T
Cowboys	73	108	79	122	-	382
Opponents	47	64	33	59	-	203

FIELD GOALS	7-19	20-29	30-39	40-49	50+
Fritsch	10	6-7	2-6	0-3	0-0
Clark	0-0	0-1	1-1	0-0	0-0
Cowboys	10-10	6-8	3-7	0-3	0-2
Opponents	4-5	3-7	6-10	1-6	0-2

SCORING	TDR	TDP	TDRt	FG	PAT	S	TP
Fritsch	0	0	0	18/28	43/43	0	97
Garrison	6	2	0	0/0	0/0	0	48
Hill	6	0	0	0/0	0/0	0	36
Stowe	0	6	0	0/0	0/0	0	36
Dupree	0	5	0	0/0	0/0	0	30
Hayes	0	3	0	0/0	0/0	0	18
Staubach	3	0	0	0/0	0/0	0	18
Fugett	0	3	0	0/0	0/0	0	18
Montgomery	0	3	0	0/0	0/0	0	18
Newhouse	1	1	0	0/0	0/0	0	12
Pearson	0	2	0	0/0	0/0	0	12
Lewis	0	0	1a	0/0	0/0	0	6
Jordan	0	0	1b	0/0	0/0	0	6
Richards	0	1	0	0/0	0/0	0	6
Strayhorn	1	0	0	0/0	0/0	0	6
Renfro	0	0	1c	0/0	0/0	0	6
Clark	0	0	0	1/2	1/2	0	4
Bateman	0	0	0	0/0	1/1+	0	1
Cowboys	17	26	3	19/30	45/46	2	282
Opponents	5	15	3*	14/30	23/23	0	203

TEAM STATISTICS	DALLAS	OPP
FIRST DOWNS	281	208
Rushing	139	83
Passing	127	106
Penalty	15	19
Third Down-Made/Att.	77/203	67/201
Third Down Efficiency	37.9	33.3
Fourth Down-Made/Att.	9/13	4/9
TOTAL NET YARDS	4,751	3,466
Avg. Per Game	339.4	247.6
Total Plays	906	827
Avg. Per Play	5.2	4.2
NET YARDS RUSHING	2,418	1,471
Avg. Per Game	172.7	105.1
Total Rushes	542	435
Avg. Per Rush	4.5	3.4
NET YARDS PASSING	2,333	1,995
Sacked/Yards Lost	43/269	40/306
Gross Yards	2,602	2,301
Attempts/Completions	321/192	352/187
Pct. of Completions	59.8	53.1
Had Intercepted	16	18
POINTS/AVERAGE	59/41.5	70/39.4
Net Punting Average	37.9	34.9
PUNT RET./AVG.	28/6.2	29/5.2
KICKOFF RET./AVG.	32/22.4	53/24.9
INT./AVG. RET.	18/16.7	16/19.4
PENALTIES/YARDS	83/762	52/516
FUMBLES/BALL LOST	25/12	44/23
TOUCHDOWNS	46	23
Rushing	17	5
Passing	26	15
Returns	3	3
EXTRA POINTS/ATTEMPTS	45/46	23/23
FIELD GOALS/ATTEMPTS	19/30	14/30

- a block punt rec in end zone @ NYG (10/21)
- b 31 int return vs Cincinnati (11/4)
- c 30 int return @ LA Rams (10/14)
- + Barnes tackle in end zone vs. NO (9/24)
- + Barnes tackle in end zone @ Denver (12/2)

- * Hill 59 punt return @ Chicago (9/16)
- OWens 26 int. return @ Washington (10/8)
- Stone 2 blk punt return vs. Washington (12/9)

USUAL STARTERS			
WR	Bob Hayes	LE	Larry Cole
LT	Ralph Neely	LT	John Pugh
LG	John Niland	RT	Bob Lilly
C	John Fitzgerald	RE	Pat Toomyay
RG	Blaine Nye	LLB	Dave Edwards
RT	Rayfield Wright	MLB	Lee Roy Jordan
TE	Billy Joe DuFree	RLB	D.D. Lewis
WR	Otto Stowe (7)	LCB	Charlie Waters
	Drew Pearson (6)	RCB	Mel Renfro
QB	Roger Staubach	SS	Cornell Green
RB	Calvin Hill	FS	Cliff Harris
FB	Walt Garrison (8)		
	Robert Newhouse (6)	P	Marv Bateman

K Tony Fritsch Pro Bowlers in Bold

PASSING	ATT	COMP	YDS	PCT	AVG	PCT	PCT	PCT	LG	SKS/YDS	RATING	
	TD	INT	TD	INT	TD	INT	INT	INT				
Staubach	286	179	2,428	62.6	8.5	23	8.0	15	5.2	53	43/269	94.6
Morton	32	13	174	40.6	5.4	3	9.4	1	3.1	53t	0/0	77.0
Montgomery	1	0	0	0.0	0.0	0	0.0	0	0.0	0	0/0	0.0
Hill	1	0	0	0.0	0.0	0	0.0	0	0.0	0	0/0	0.0
Garrison	1	0	0	0.0	0.0	0	0.0	0	0.0	0	0/0	0.0
Cowboys	321	192	2,602	59.8	8.1	26	8.1	16	4.9	53t	43/269	92.3
Opponents	352	187	2,301	53.1	6.5	15	4.2	18	5.1	80t	40/306	66.3

1974 ★ DALLAS COWBOYS STATISTICS ★ 1974

STAFF

PLAYERS

2024 SEASON

RECORDS

PLAYOFF RECORDS

1974 STATISTICS

SIDELINES

**THIRD PLACE, NFC EAST
HEAD COACH: TOM LANDRY**

PRESEASON (3-3)

Date	W/L	Score	Opponent	Att.
8/3	L	7-27	@ Oakland	41,049
8/10	W	13-6	@ LA Rams	46,468
8/17	W	19-13	HOUSTON (OT)	53,148
8/24	L	7-16	@ New Orleans	56,563
8/31	W	25-16	KANSAS CITY	43,492
9/5	L	15-41	PITTSBURGH	43,900

REGULAR SEASON (8-6)

9/15	W	24-0	@ Atlanta	52,322
9/23	L	10-13	@ Philadelphia	64,088
9/29	L	6-14	N.Y. GIANTS	45,841
10/6	L	21-23	MINNESOTA	57,847
10/13	L	28-31	@ St. Louis	49,885
10/20	W	31-24	PHILADELPHIA	43,586
10/27	W	21-7	@ N.Y. Giants	61,918
11/3	W	17-14	ST. LOUIS	64,146
11/10	W	20-14	SAN FRANCISCO	50,018
11/17	L	21-28	@ Washington	54,395
11/24	W	10-0	@ Houston	49,775
11/28	W	24-23	WASHINGTON	63,243
12/7	W	41-17	CLEVELAND	48,754
12/14	L	23-27	@ Oakland	45,850

TEAM STATISTICS

	DALLAS	OPP
FIRST DOWNS.....	295.....	199
Rushing.....	147.....	63
Passing.....	129.....	110
Penalty.....	19.....	26
Third Down-Made/Att.....	84/205.....	69/207
Third Down Efficiency.....	41.0.....	33.3
Fourth Down-Made/Att.....	8/16.....	3/10
TOTAL NET YARDS.....	4,983.....	3,463
Avg. Per Game.....	355.9.....	247.4
Total Plays.....	974.....	803
Avg. Per Play.....	5.1.....	4.3
NET YARDS RUSHING.....	2,454.....	1,344
Avg. Per Game.....	175.3.....	96.0
Total Rushes.....	542.....	417
Avg. Per Rush.....	4.5.....	3.2
NET YARDS PASSING.....	2,529.....	2,119
Sacked/Yards Lost.....	47/327.....	37/332
Gross Yards.....	2,856.....	2,451
Attempts/Completions.....	385/206.....	349/178
Pct. of Completions.....	53.5.....	51.0
Had Intercepted.....	15.....	13
POINTS/AVERAGE.....	73/38.5.....	93/39.9
Net Punting Average.....	31.3.....	32.4
PUNT RET./AVG.....	62/9.2.....	31/11.1
KICKOFF RET./AVG.....	49/21.9.....	61/19.6
INT./AVG. RET.....	13/8.5.....	15/6.2
PENALTIES/YARDS.....	86/703.....	69/657
FUMBLES/BALL LOST.....	31/16.....	31/13
TOUCHDOWNS.....	38.....	28
Rushing.....	22.....	8
Passing.....	14.....	17
Returns.....	2.....	3
EXTRA POINTS/ATTEMPTS.....	37/38.....	28/28
FIELD GOALS/ATTEMPTS.....	10/21.....	13/21

RUSHING

	ATT	YDS	AVG	LG	TD
Hill	185	844	4.6	27	7
Newhouse	124	501	4.0	23	3
Garrison	113	429	3.8	18	5
Staubach	47	320	6.8	29	3
Young	33	205	6.2	53	0
Strayhorn	11	66	6.0	24	0
Dennison	16	52	3.3	14	4
DuPree	4	43	10.8	20	0
Waters	1	6	6.0	6	0
Pearson	3	6	2.0	22	0
Richards	1	-5	-5.0	-5	0
Longley	4	-13	-3.2	1	0
Cowboys	542	2,454	4.5	53	22
Opponents	417	1,344	3.2	22	8

RECEIVING

	NO	YDS	AVG	LG	TD
Pearson	62	1,087	17.5	50	2
Garrison	34	253	7.4	30	1
DuPree	29	466	16.1	42	4
Richards	26	467	18.0	58	5
Hill	12	134	11.2	39	0
Young	11	73	6.6	14	0
Newhouse	9	67	7.4	21	0
Hayes	7	118	16.9	35	1
Houston	6	72	12.0	19	0
Fugett	4	60	15.0	24	1
Dennison	2	23	11.5	13	0
Strayhorn	2	12	6.0	10	0
Barnes	1	37	37.0	37	0
Staubach	1	-13	-13.0	-13	0
Cowboys	206	2,856	13.9	58	14
Opponents	178	2,451	13.8	81	17

INTERCEPTIONS

	NO	YDS	AVG	LG	TD
Harris	3	8	2.7	8	0
Lewis	2	45	22.5	27	0
Waters	2	26	13.0	24	0
Jordan	2	23	11.5	13	0
Green	2	2	1.0	2	0
Renfro	1	6	6.0	6	0
Washington	1	0	0.0	0	0
Cowboys	13	110	8.5	27	0
Opponents	15	93	6.2	29	0

PUNTING NO YDS AVG TB IN20 LG BL NET

Carrell	40	1,591	39.8	5	15	59	0	31.4
Batemam	33	1,218	36.9	4	11	55	0	31.2
Cowboys	73	2,809	38.5	9	26	59	0	31.3
Opp.	93	3,713	39.9	11	27	69	1	32.4

PUNT RETURNS NO FC YDS AVG LG TD

Harris	26	2	193	7.4	19	0
Morgan	19	0	287	15.1	98	1
Richards	13	4	74	5.7	15	0
Hayes	2	0	11	5.5	6	0
Waters	1	0	8	8.0	8	0
Renfro	1	1	0	0.0	0	0
Cowboys	62	7	573	9.2	98	1
Opponents	31	10	343	11.1	58	1

KICKOFF RETURNS NO YDS AVG LG TD

Morgan	35	823	23.5	43	0
Young	8	161	20.1	35	0
Dennison	3	54	18.0	27	0
Strayhorn	2	19	9.5	18	0
Harris	1	14	14.0	14	0
Cowboys	49	1,071	21.9	43	0
Opponents	61	1,194	19.6	58	0

PCT PCT LG SKS/YDS RATING

	ATT	COMP	YDS	PCT	ATT	TD	INT	INT	LG	SKS/YDS	RATING	
Staubach	360	190	2,552	52.8	7.1	11	3.1	15	42	58	45/309	68.5
Longley	21	12	209	57.1	10.0	2	9.5	0	0.0	50	2/18	77.0
Pearson	1	1	46	100.0	46.0	0	0.0	0	0.0	46	0	158.3
Carrell	1	1	37	100.0	37.0	0	0.0	0	0.0	37	0	118.8
Morton	2	2	12	100.0	6.0	0	0.0	0	0.0	15	0	91.7
Cowboys	385	206	2,856	53.5	7.4	14	3.6	15	3.9	58	47/327	66.8
Opponents	349	178	2,451	51.0	7.0	17	4.9	13	3.7	81	37/332	74.7

SCORE BY

QUARTERS	1	2	3	4	OT	T
Cowboys	64	65	72	96	-	297
Opponents	23	120	63	29	-	235

FIELD GOALS 11-19 20-29 30-39 40-49 50+

Herrera	1-1	5-5	2-4	0-2	0-1
Percival	0-0	1-1	1-4	0-3	0-0
Cowboys	1-1	6-6	3-8	0-5	0-1
Opponents	0-0	2-5	8-11	3-4	0-1

Percival: (33,32M,45M),(37M,48B,26,48M),(32M), (0,0,0,0,0,0,0,0,0,0,0,0,0)

Herrera: (1,0),(0,0),(0,0),(51M,29),(32M),(20),(30,27), (33M),(25),(24),(39,19,41B),(46)

Opponents: (1),(33,45),(40M,39M),(46,30,27), (31),(39),(24M),(0),(29M),(0),(39M), (45,34,50M,39,24B),(28),(31,34B,39)

SCORING TDR TDP TDR1 FG PAT S TP

Herrera	0	0	0	8/13	33/33	0	57
Hill	7	0	0	0	0	0	42
Garrison	5	1	0	0	0	0	36
Richards	0	5	0	0	0	0	30
DuPree	0	4	0	0	0	0	24
Dennison	4	0	0	0	0	0	24
Staubach	3	0	0	0	0	0	18
Newhouse	3	0	0	0	0	0	18
Pearson	0	2	1a	0	0	0	18
Percival	0	0	0	2/8	4/5	0	10
Hayes	0	1	0	0	0	0	6
Morgan	0	0	1b	0	0	0	6
Fugett	0	1	0	0	0	0	6
Cowboys	22	14	2	10/21	37/38	0	297
Opponents	8	17	3*	13/21	28/28	0	235

a fumble recovered in end zone @ Oakland (12/14)

b 97 punt return @ St. Louis (10/13)

* Lavenderf 96 fumble return @ Phi (9/23)
Hilton 71 fumble return @ N.Y. Giants (10/27)
Houston 58 punt return @ Washington (11/17)

USUAL STARTERS

WR Golden Richards	LT Larry Cole
LT Ralph Neely	LT Jethro Pugh
LG John Niland	RT Bob Lilly
C John Fitzgerald	RE Pat Toomay
RG Blaine Nye	LLB Dave Edwards
RT Rayfield Wright	MLB Lee Roy Jordan
TE Billy Joe DuPree	RLB D.D. Lewis
WR Drew Pearson	LCB Charlie Waters (7)
QB Roger Staubach	Mark Washington (6)
RB Calvin Hill	RCB Mel Renfro (11)
FB Walt Garrison	Benny Barnes (3)
K Efen Herrera (9)	SS Cornell Green
Mac Percival (3)	FS Cliff Harris
P Marv Bateman (7)	Pro Bowlers in Bold
Duane Carrell (7)	

1976 ★ DALLAS COWBOYS STATISTICS ★ 1976

FIRST PLACE, NFC EAST
HEAD COACH: TOM LANDRY

PRESEASON (3-3)

Date	W/L	Score	Opponent	Att.
7/31	L	14-17	@ Oakland	52,391
8/7	L	14-26	@ LA Rams	60,158
8/14	L	9-13	DENVER	54,567
8/21	W	36-16	Detroit @ Memphis	30,340
8/28	W	20-10	PITTSBURGH	64,264
9/4	W	26-20	HOUSTON (OT)	58,844

REGULAR SEASON (11-3)

9/12	W	27-7	PHILADELPHIA	54,052
9/19	W	24-6	@ New Orleans	61,413
9/26	W	30-27	BALTIMORE	64,237
10/3	W	28-13	@ Seattle	62,027
10/10	W	24-14	@ N.Y. Giants	76,042
10/17	L	17-21	@ St. Louis	50,317
10/24	W	31-21	CHICAGO	61,346
10/31	W	20-7	@ Washington	55,004
11/7	W	9-3	N.Y. GIANTS	58,870
11/15	W	17-10	BUFFALO	51,779
11/21	L	10-17	@ Atlanta	54,992
11/25	W	19-14	ST. LOUIS	62,498
12/5	W	26-7	@ Philadelphia	55,072
12/12	L	14-27	WASHINGTON	59,916

1976 DIVISIONAL PLAYOFF

12/19	L	12-14	LA RAMS	62,436
-------	---	-------	---------	--------

TEAM STATISTICS

	DALLAS	OPP
FIRST DOWNS	269	246
Rushing	111	113
Passing	140	111
Penalty	18	22
Third Down-Made/Att.	98/220	81/213
Third Down Efficiency	44.5	38.0
Fourth Down-Made/Att.	9/14	8/16
TOTAL NET YARDS	4,884	3,730
Avg. Per Game	348.9	266.4
Total Plays	958	919
Avg. Per Play	5.1	4.1
NET YARDS RUSHING	2,147	1,821
Avg. Per Game	153.4	130.1
Total Rushes	538	484
Avg. Per Rush	4.0	3.8
NET YARDS PASSING	2,737	1,909
Sacked/Yards Lost	30/230	44/327
Gross Yards	2,967	2,236
Attempts/Completions	390/222	391/187
Pct. of Completions	56.9	47.8
Had Intercepted	13	16
PUNTS/AVERAGE	72/38.0	92/40.0
Net Punting Average	31.2	31.7
PUNT RET./AVG.	45/10.9	28/9.0
KICKOFF RET./AVG.	42/24.5	62/20.6
INT./AVG. RET.	16/8.3	13/11.9
PENALTIES/YARDS	94/761	71/643
FUMBLES/BALL LOST	26/16	32/12
TOUCHDOWNS	34	25
Rushing	16	12
Passing	17	12
Returns	1	1
EXTRA POINTS/ATTEMPTS	34/34	23/25
FIELD GOALS/ATTEMPTS	18/23	7/12

	ATT	COMP	YDS	PCT	ATT	TD	TD	INT	INT	LG	SKS/YDS	RATING
Staubach	369	208	2,715	56.4	7.4	14	3.8	11	3.0	53	29/215	79.9
D. White	20	13	213	65.0	10.7	2	10.0	2	10.0	56	1/15	94.4
D. Pearson	1	1	39	100.0	39.0	1100.0	0	0.0	39t	0.0		118.8
Cowboys	390	222	2,967	56.9	7.6	17	4.4	13	3.3	56	30/230	82.1
Opponents	391	187	2,236	47.8	5.7	12	3.1	16	4.1	54	44/327	59.0

RUSHING

	ATT	YDS	AVG	LG	TD
Dennison	153	542	3.5	14	6
Newhouse	116	450	3.9	24t	3
Laidlaw	94	424	4.5	28	3
P. Pearson	68	233	3.4	21	1
Young	48	208	4.3	24	0
Staubach	43	184	4.3	18	3
DuPree	7	50	7.1	13	0
D. Pearson	2	20	10.0	11	0
Saldi	1	19	19.0	19	0
D. White	6	17	2.8	14	0
Cowboys	538	2,147	4.0	28	16
Opponents	484	1,821	3.8	35	12

RECEIVING

	NO	YDS	AVG	LG	TD
D. Pearson	58	806	13.9	40t	6
DuPree	42	680	16.2	38t	2
Laidlaw	38	325	8.6	26	2
P. Pearson	23	316	13.7	30	2
Richards	19	414	21.8	56	3
Newhouse	15	86	5.7	16	0
Young	11	134	12.2	25t	1
Dennison	8	67	8.4	33	0
Johnson	5	84	16.8	43t	2
Barnes	1	43	43.0	43	0
Reece	1	6	6.0	6	0
Saldi	1	6	6.0	6	0
Cowboys	222	2,967	13.4	56	17
Opponents	187	2,236	12.0	54	12

INTERCEPTIONS

	NO	YDS	AVG	LG	TD
Washington	4	49	12.3	22	0
Harris	3	32	10.7	29	0
Renfro	3	23	7.7	23	0
Waters	3	6	2.0	5	0
Barnes	1	23	23.0	23	0
Hughes	1	0	0.0	0	0
Martin	1	0	0.0	0	0
Cowboys	16	133	8.3	29	0
Opponents	13	155	11.9	37	1

PUNTING

	NO	YDS	AVG	TB	IN20	LG	BL	NET
D. White	70	2,690	38.4	12	13	54	2	31.4
Herrera	2	49	24.5	0	2	27	0	24.5
Cowboys	72	2,739	38.0	12	15	54	2	31.2
Opp.	92	3,681	40.0	14	16	58	4	31.7

PUNT RETURNS

	NO	FC	YDS	AVG	LG	TD
Johnson	45	11	489	10.9	55	0
Waters	0	1	0	0.0	0	0
Cowboys	45	12	489	10.9	55	0
Opponents	28	9	252	9.0	59	0

KICKOFF RETURNS

	NO	YDS	AVG	LG	TD
Johnson	28	693	24.8	74	0
Jensen	13	313	24.1	35	0
Saldi	1	9	9.0	9	0
Henderson	0	12	12.0	12	0
Cowboys	42	1,027	24.5	74	0
Opponents	62	1,275	20.6	35	0

SCORE BY

QUARTERS	1	2	3	4	OT	T
Cowboys	49	117	65	65	-	296
Opponents	17	58	34	85	-	194

FIELD GOALS 11-19 20-29 30-39 40-49 50+

	1-10	11-19	20-29	30-39	40-49	50+
Herrera	1-1	8-8	6-8	6-8	3-5	0-1
Cowboys	1-1	8-8	6-8	3-5	0-1	-
Opponents	1-1	5-5	1-2	0-3	0-1	-

Herrera: (37,46),(25),(37,18,32),(50B,39M),
(24,44M),(35),(22),(37,21),(22,30,20),
(31M,43),(23),(41M,42),(21),()
Opponents: (45M),(55M),(44M,30,24),(),(24B),(),
(),(19),(44M,22),(21),(),(),(25,27)

SCORING

	TDR	TDP	TDRt	FG	PAT	S	TP
Herrera	0	0	0	18/23	34/34	0	88
D. Pearson	0	6	1a	0/0	0/0	0	42
Dennison	6	0	0	0/0	0/0	0	36
Laidlaw	3	1	0	0/0	0/0	0	24
Newhouse	3	0	0	0/0	0/0	0	18
P. Pearson	1	2	0	0/0	0/0	0	18
Richards	0	3	0	0/0	0/0	0	18
Staubach	3	0	0	0/0	0/0	0	18
DuPree	0	2	0	0/0	0/0	0	12
Johnson	0	2	0	0/0	0/0	0	12
Young	0	1	0	0/0	0/0	0	6
Henderson	0	0	0	0/0	0/0	1+	2
Kyle	0	0	0	0/0	0/0	1\$	2
Cowboys	16	17	1	18/23	34/34	2	296
Opponents	12	12	1*	7/12	23/25	0	194

a 0 fumble return @ New Orleans (9/19)
+ block punt out of end zone vs. St. Louis (11/25)
\$ block punt out of end zone @ Philadelphia (12/5)

* Hartenstine 12 int. return vs. Chicago (10/24)

USUAL STARTERS

WR	Golden Richards (9)	LE	Ed Jones
	Jay Saldi (3)	LT	Jethro Pugh
LT	Ralph Neely (3)	RT	Larry Cole (8)
LG	Herb Scott (11)		Bill Gregory (6)
	Burton Lawless (4)	RE	Harvey Martin
C	John Fitzgerald	LLB	Bob Brauning
RG	Blaine Nye	MLB	Lee Roy Jordan
RT	Rayfield Wright	RLB	D.D. Lewis
TE	Billy Joe DuPree	LCB	Benny Barnes
WR	Drew Pearson	RCB	Mel Renfro (9)
QB	Roger Staubach		Mark Washington
RB	Doug Dennison (5)		
FB	Scott Laidlaw (7)	SS	Charlie Waters
	Robert Newton (7)	FS	Cliff Harris
K	Efren Herrera		
P	Danny White		Pro Bowlers in Bold

1977 ★ DALLAS COWBOYS STATISTICS ★ 1977

STAFF PLAYERS 2024 SEASON RECORDS PLAYOFF RECORDS 1977 STATISTICS SIDELINES

FIRST PLACE, NFC EAST HEAD COACH: TOM LANDRY			
PRESEASON (3-3)			
Date	W/L	Score Opponent	Att.
8/6	W	34-14 @ SAN DIEGO	59,504
8/13	L	17-23 @ Seattle (OT)	58,789
8/20	L	14-20 MIAMI	56,820
8/27	W	23-21 BALTIMORE	54,835
9/3	L	14-23 @ Houston	49,777
9/8	W	30-0 PITTSBURGH	49,824
REGULAR SEASON (12-2)			
9/18	W	16-10 @ Minnesota (OT)	47,678
9/25	W	41-21 N.Y. GIANTS	64,215
10/2	W	23-7 TAMPA BAY	55,316
10/9	W	30-24 @ St. Louis	50,129
10/16	W	34-16 WASHINGTON	62,115
10/23	W	16-10 @ Philadelphia	65,507
10/30	W	37-0 DETROIT	63,160
11/6	W	24-10 @ N.Y. Giants	74,532
11/14	L	17-24 ST. LOUIS	64,038
11/20	L	13-28 @ Pittsburgh	49,761
11/27	W	14-7 @ Washington	55,031
12/4	W	24-14 PHILADELPHIA	60,289
12/12	W	42-35 @ San Francisco	55,848
12/18	W	14-6 DENVER	63,752
1977 DIVISIONAL PLAYOFF			
12/26	W	37-7 CHICAGO	62,920
1977 NFC CHAMPIONSHIP GAME			
1/1/78	W	23-6 MINNESOTA	61,968
SUPER BOWL XII (NEW ORLEANS)			
1/15/78W		27-10 Denver	76,400

TEAM STATISTICS	DALLAS	OPP
FIRST DOWNS	272	205
Rushing	118	88
Passing	136	94
Penalty	18	23
Third Down-Made/Att.	90/213	69/207
Third Down Efficiency	42.3	33.3
Fourth Down-Made/Att.	3/5	10/16
TOTAL NET YARDS	4,812	3,213
Avg. Per Game	343.7	229.5
Total Plays	969	880
Avg. Per Play	5.0	3.7
NET YARDS RUSHING	2,369	1,651
Avg. Per Game	169.2	117.9
Total Rushes	564	457
Avg. Per Rush	4.2	3.6
NET YARDS PASSING	2,443	1,562
Sacked/Yards Lost	33/246	53/429
Gross Yards	2,689	1,991
Attempts/Completions	372/215	370/154
Pct. of Completions	57.8	41.6
Had Intercepted	10	21
PUNTS/AVERAGE	83/38.7	103/37.1
Net Punting Average	32.4	31.1
PUNT RET./AVG.	61/8.9	36/7.8
KICKOFF RET./AVG.	44/24.3	71/22.7
INT./AVG. RET.	21/10.9	10/18.4
PENALTIES/YARDS	106/865	78/731
FUMBLE/BALL LOST	26/14	22/10
TOUCHDOWNS	42	26
Rushing	21	9
Passing	18	14
Returns	3	3
EXTRA POINTS/ATTEMPTS	39/41	26/26
FIELD GOALS/ATTEMPTS	18/23	10/15
AVG. TIME OF POSS.	32:37	27:23

RUSHING	ATT	YDS	AVG	LG	TD
Dorsett	208	1,007	4.8	84	12
Newhouse	180	721	4.0	29	3
P. Pearson	89	341	3.8	22	1
Staubach	51	171	3.4	33	3
Dennison	12	60	5.0	17	1
Brinson	8	28	3.5	20	1
D. Pearson	2	22	11.0	11	0
Laidlaw	9	15	1.7	8	0
DuPree	3	9	3.0	7	0
D. White	1	-2	-2.0	-2	0
Johnson	1	-3	-3.0	-3	0

RECEIVING	NO	YDS	AVG	LG	TD
D. Pearson	48	870	18.1	67	2
P. Pearson	46	535	11.6	36	4
Dorsett	29	273	9.4	23	1
DuPree	28	347	12.4	23	3
Richards	17	225	13.2	50	3
Newhouse	16	106	6.6	41	1
Johnson	12	135	11.3	22	1
Saldi	11	108	9.8	23	2
Laidlaw	5	60	12.0	18	1
Hill	2	21	10.5	12	0
Dennison	1	9	9.0	9	0

INTERCEPTIONS	NO	YDS	AVG	LG	TD
Harris	5	7	1.4	7	0
Henderson	3	79	26.3	79	1
Waters	3	11	3.7	6	0
Washington	2	32	16.0	21	0
Renfro	2	28	14.0	25	0
Hughes	2	19	9.5	11	0
Lewis	1	29	29.0	29	0
Breunig	1	15	15.0	15	0
Kyle	1	9	9.0	9	0
Hegman	1	0	0.0	0	0

PUNTING	NO	YDS	AVG	TB	IN20	LG	BL	NET
D. White	81	3,171	39.6	10	25	57	1	33.2
Herrera	2	44	22.0	0	2	28	0	22.0
Cowboys	83	3,215	38.7	10	27	57	1	32.4
Opp.	103	3,825	37.1	4	10	65	0	31.1

PUNT RETURNS	NO	FC	YDS	AVG	LG	TD
Johnson	50	15	423	8.5	38	0
Hill	10	1	124	12.4	29	0
Harris	1	0	-2	-2.0	-2	0
Cowboys	61	16	545	8.9	38	1
Opponents	36	8	280	7.8	68	0

KICKOFF RETURNS	NO	YDS	AVG	LG	TD
Johnson	22	536	24.4	64	0
Brinson	17	409	24.1	41	0
Hill	3	64	21.3	29	0
Dennison	1	30	30.0	30	0
Henderson	1	8	8.0	8	0
DuPree	0	24	24.0	24	0
Cowboys	44	1,071	24.3	64	0
Opponents	71	1,614	22.7	48	0

SCORE BY QUARTERS	1	2	3	4	OT	T
Cowboys	64	129	53	93	6	345
Opponents	33	73	69	37	0	212

FIELD GOALS	11-19	20-29	30-39	40-49	50+
Herrera	2-2	5-7	4-8	6-11	1-1
Cowboys	2-2	5-7	4-8	6-11	1-1
Opponents	0-0	3-3	4-5	1-4	2-3

SCORING	TD	FG	PAT	S	TP		
Herrera	0	0	18/29	39/41	0	93	
Dorsett	12	1	0	0/0	0/0	78	
P. Pearson	1	4	0	0/0	0/0	30	
Newhouse	3	1	0	0/0	0/0	24	
DuPree	0	3	0	0/0	0/0	18	
Richards	0	3	0	0/0	0/0	18	
Saldi	0	2	1a	0/0	0/0	18	
Staubach	3	0	0	0/0	0/0	18	
D. Pearson	0	2	0	0/0	0/0	12	
Brinson	1	0	0	0/0	0/0	6	
Dennison	1	0	0	0/0	0/0	6	
Henderson	0	0	1b	0/0	0/0	6	
Johnson	0	1	0	0/0	0/0	6	
Laidlaw	0	1	0	0/0	0/0	6	
Waters	0	0	1c	0/0	0/0	6	
Cowboys	21	18	3	18/29	39/41	0	345
Opponents	9	14	3*	10/15	26/26	0	212

- a 8 fumble return @ N. Y. Giants (11/6)
- b 79 int return vs. Tampa Bay (10/2)
- c 17 block punt return @ Philadelphia (10/23)
- * Hammond 68 punt return vs. N. Y. Giants (9/25)
- Wood 37 fumble return vs. Tampa Bay (10/2)
- Davis 35 fumble return @ St. Louis (10/9)

USUAL STARTERS					
WR	Golden Richards	LE	Ed Jones		
LT	Ralph Neely	LT	Jethro Pugh		
LG	Herb Scott (10)	RT	Randy White		
	Burton Lawless (4)	RE	Harvey Martin		
CG	John Fitzgerald	LLB	Thomas Henderson		
RC	Tom Raftery	MLB	Bob Breunig		
RT	Pat Donovan	DLB	D.D. Lewis		
TE	Billy Joe DuPree	LCB	Benny Barnes		
WR	Drew Pearson	RCB	Aaron Kyle (10)		
QB	Roger Staubach		Mark Washington (4)		
RB	Preston Pearson (10)	SS	Charlie Waters		
FB	Tony Dorsett (4)	FS	Cliff Harris		
	Robert Newhouse				
K	Efen Herrera		Pro Bowlers in Bold		
P	Danny White				

PASSING	ATT	COMP	YDS	PCT	ATT	TD	INT	PCT	PCT	LG	SKS/YDS	RATING
Staubach	361	210	2,620	58.2	7.3	18	5.0	9	2.5	67	30/219	87.1
D. White	10	4	35	40.0	3.5	0	0.0	1	1.0	12	2/15	45.8
Dorsett	1	1	34	100.0	34.0	0	0.0	0	0.0	34	0/0	118.8
Waters	0	0	0	0.0	0.0	0	0.0	0	0.0	0	1/12	42.3
Cowboys	372	215	2,689	57.8	7.2	18	4.8	10	2.7	67	33/246	85.1
Opponents	370	154	1,991	41.6	5.4	14	3.8	21	5.7	60	53/429	48.0

1978 ★ DALLAS COWBOYS STATISTICS ★ 1978

FIRST PLACE, NFC EAST HEAD COACH: TOM LANDRY			
PRESEASON (3-1)			
Date	W/L	Score	Opponent
8/5	W	41-24	SAN FRANCISCO
8/12	W	21-14	@ Denver
8/19	L	13-27	HOUSTON
8/26	W	16-13	PITTSBURGH
REGULAR SEASON (12-4)			
9/4	W	38-0	BALTIMORE
9/10	W	34-24	@ N.Y. Giants
9/17	L	14-27	@ LA Rams
9/24	W	21-12	ST. LOUIS
10/2	L	5-9	@ Washington
10/8	W	24-3	N. Y. GIANTS
10/15	W	24-7	@ St. Louis (OT)
10/22	W	14-7	PHILADELPHIA
10/26	L	10-21	MINNESOTA
11/5	L	16-23	@ Miami
11/12	W	42-14	@ Green Bay
11/19	W	27-7	NEW ORLEANS
11/23	W	37-10	WASHINGTON
12/3	W	17-10	NEW ENGLAND
12/10	W	31-13	@ Philadelphia
12/17	W	30-7	@ N.Y. Jets
1978 DIVISIONAL PLAYOFF			
12/30	W	27-20	ATLANTA
1978 NFC CHAMPIONSHIP GAME			
1/7/79	W	28-0	@ LA Rams
SUPER BOWL XIII (MIAMI)			
1/21/79	L	31-35	Pittsburgh

TEAM STATISTICS	DALLAS	OPP
FIRST DOWNS	342	232
Rushing	146	83
Passing	167	128
Penalty	29	21
Third Down-Made/Att.	118/235	78/220
Third Down Efficiency	50.2	35.5
Fourth Down-Made/Att.	4/8	8/13
TOTAL NET YARDS	5,959	4,009
Avg. Per Game	372.4	250.6
Total Plays	1,107	967
Avg. Per Play	5.4	4.1
NET YARDS RUSHING	2,783	1,721
Avg. Per Game	173.9	107.6
Total Rushes	625	477
Avg. Per Rush	4.5	3.6
NET YARDS PASSING	3,176	2,288
Sacked/Yards Lost	33/229	58/442
Gross Yards	3,405	2,730
Attempts/Completions	449/251	432/202
Pct. of Completions	55.9	46.8
Had Intercepted	17	23
PUNTS/AVERAGE	77/39.9	109/39.2
Net Punting Average	33.1	32.4
PUNT RET./AVG.	63/8.0	40/7.8
KICKOFF RET./AVG.	47/19.1	73/23.4
INT./AVG. RET.	23/13.7	17/10.4
PENALTIES/YARDS	96/816	95/783
FUMBLES/BALL LOST	36/18	27/13
TOUCHDOWNS	48	25
Rushing	22	13
Passing	25	11
Returns	1	1
EXTRA POINTS/ATTEMPTS	46/48	23/25
FIELD GOALS/ATTEMPTS	16/26	11/22
AVG. TIME OF POSS.	32:24	27:36

RUSHING	ATT	YDS	AVG	LG	TD
Dorsett	290	1,325	4.6	63	7
Newhouse	140	584	4.2	24	8
Laidlaw	75	312	4.2	59	3
Staubach	42	182	4.3	23	1
P. Pearson	25	104	4.2	18	0
Brinson	18	96	5.3	39	2
Dennison	14	75	5.4	23	1
Blackwell	9	37	4.1	13	0
D. Pearson	3	29	9.7	33	0
Hill	3	17	5.7	14	0
DuPree	1	15	15.0	15	0
D. White	5	7	1.4	4	0
Cowboys	625	2,783	4.5	63	22
Opponents	477	1,721	3.6	52	13
RECEIVING	NO	YDS	AVG	LG	TD
P. Pearson	47	526	11.2	34	0
Hill	46	823	17.9	54	6
D. Pearson	44	714	16.2	53	3
Dorsett	37	378	10.2	91	2
DuPree	34	509	15.0	38	9
Newhouse	20	176	8.8	24	2
Johnson	12	155	12.9	23	0
Laidlaw	6	108	18.0	44	1
Saldi	3	8	2.7	5	2
Dennison	1	6	6.0	6	0
Richards	1	2	2.0	2	0
Cowboys	251	3,405	13.6	91	25
Opponents	202	2,730	13.5	51	11

INTERCEPTIONS	NO	YDS	AVG	LG	TD
Barnes	5	72	14.4	38	0
Waters	4	61	15.3	22	0
Harris	4	26	6.5	23	0
Kyle	3	20	6.7	17	0
Hughes	2	80	40.0	56	0
Thurman	2	35	17.5	23	0
Cole	1	13	13.0	13	0
Martin	1	7	7.0	7	0
Breunig	1	2	2.0	2	0
Cowboys	23	316	13.7	56	0
Opponents	17	176	10.4	43	1

PUNTING NO	YDS	AVG	TB	IN20	LG	BL	NET
D. White	77	3,076	39.9	11	16	56	1 33.1
Cowboys	77	3,076	39.9	11	16	56	1 33.1
Opp.	108	4,257	39.4	13	16	61	0 32.4

PUNT RETURNS	NO	FC	YDS	AVG	LG	TD
Johnson	51	12	401	7.9	23	0
Hill	11	0	101	9.2	20	0
Thurman	1	0	0	0.0	0	0
Cowboys	63	12	502	8.0	23	0
Opponents	40	13	311	7.8	38	0

KICKOFF RETURNS	NO	YDS	AVG	LG	TD
Johnson	29	603	20.8	56	0
Brinson	6	93	15.5	31	0
Blackwell	3	70	23.3	31	0
Dennison	3	63	21.0	24	0
Thurman	3	42	14.0	20	0
R. White	1	15	15.0	15	0
Lawless	1	10	10.0	10	0
Saldi	1	0	0.0	0	0
Cowboys	47	896	19.1	56	0
Opponents	73	1,709	23.4	57	0

PASSING	ATT	COMP	YDS	PCT	AVG	TD	INT	PCT	PCT	LG	SKS/YDS	RATING
Staubach	413	231	3,190	55.9	7.7	25	5.6	17	3.8	91	33/219	84.9
D. White	34	20	215	58.8	6.3	0	0.0	1	2.9	35	1/10	65.3
Hill	1	0	0	0.0	0.0	0	0.0	0	0.0	0	0/0	39.6
Dorsett	1	0	0	0.0	0.0	0	0.0	0	0.0	0	0/0	42.3
Cowboys	449	251	3,405	55.9	7.6	25	5.6	17	3.8	91	33/229	83.1
Opponents	432	202	2,730	46.8	6.3	11	2.5	23	5.3	51	58/442	53.7

SCORE BY	QUARTERS	1	2	3	4	OT	T
Cowboys		58	121	118	84	3	384
Opponents		83	43	25	57	0	208

FIELD GOALS	11-19	20-29	30-39	40-49	50-60
Septien	2-3	8-8	3-5	6-11	0-0
Cowboys	2-3	8-8	3-5	6-11	0-0
Opponents	0-0	3-3	3-7	4-10	1-2

Septien: (18M,45M,48),(1),(49M),(1),(19),(22),
(49M,47),(40M),(25),(30,39,24),(33M),
(47M,24,26),(33,21,38M,44),(26),
(44M,18,43M),(22)

Opponents: (37M),(42),(47M),(23,47M,44B,42M),
(52,42,27),(37),(33M),(1),(47M),(45,23,33),(1),
(1),(48,53B),(46B,30,36B,39M),(1)

SCORING	TDR	TDP	TDR1	FG	PAT	S	TP
Septien	0	0	0	16/26	46/47	0	94
Dorsett	7	2	1a	0/0	0/0	0	60
Newhouse	8	2	0	0/0	0/0	0	60
DuPree	0	9	0	0/0	0/0	0	54
Hill	0	6	0	0/0	0/0	0	36
Laidlaw	3	1	0	0/0	0/0	0	24
D. Pearson	0	3	0	0/0	0/0	0	18
Brinson	2	0	0	0/0	0/0	0	12
Saldi	0	2	0	0/0	0/0	0	12
Dennison	1	0	0	0/0	0/0	0	6
Staubach	1	0	0	0/0	0/0	0	6
Waters	0	0	0	0/0	0/0	1+2	6
Cowboys	22	25	1	16/26	46/48	1	384
Opponents	13	11	1*	11/22	23/25	1#	282

a 54 fumble return @ N. Y. Jets (12/17)

* sacked in end zone @ Washington (10/2)

* Perry 43 int. return @ LA Rams (9/17)

Thaxton block punt out end zone vs. StL (9/24)

\$ fumbled snap on PAT @ N.Y. Jets (12/17)

USUAL STARTERS

WR	Tony Hill	LE	Ed Jones
LT	Pat Donovan	LT	Jethro Pugh (13)
LG	Herb Scott	RE	Larry Cole (3)
C	John Fitzgerald	RT	Randy White
RG	Tom Rafferty	RE	Harvey Martin
RT	Rayfield Wright (11)	LLB	Thomas Henderson
	Andy Frederick (3)	MLB	Bob Breunig
TE	Billy Joe DuPree	RLB	D.D. Lewis
WR	Drew Pearson	LCB	Benny Barnes
QB	Roger Staubach	RCB	Aaron Kyle
RB	Tony Dorsett	SS	Charlie Waters
FB	Robert Newhouse (12)	FS	Cliff Harris
	Scott Laidlaw (4)		
		P	Danny Whitee
K	Raphel Septien		

Pro Bowlers in Bold

1979 ★ DALLAS COWBOYS STATISTICS ★ 1979

STAFF PLAYERS 2024 SEASON RECORDS PLAYOFF RECORDS 1979 STATISTICS SIDELINES

FIRST PLACE, NFC EAST HEAD COACH: TOM LANDRY			
PRESEASON (3-2)			
Date	W/L	Score	Opponent
7/28	L	13-20	Oakland @ Canton
8/4	W	7-6	DENVER
8/12	L	17-27	@ Seattle
8/18	W	16-13	HOUSTON
8/25	W	16-14	PITTSBURGH
REGULAR SEASON (11-5)			
9/2	W	22-21	@ St. Louis
9/9	W	21-13	@ San Francisco
9/16	W	24-20	CHICAGO
9/24	L	7-26	@ Cleveland
9/30	W	38-13	CINCINNATI
10/7	W	36-20	@ Minnesota
10/14	W	30-6	LA RAMS
10/21	W	22-13	ST. LOUIS
10/28	L	3-14	@ Pittsburgh
11/4	W	16-14	@ N.Y. Giants
11/12	L	21-31	PHILADELPHIA
11/18	L	20-34	@ Washington
11/22	L	24-30	HOUSTON
12/2	W	28-7	N.Y. GIANTS
12/8	W	24-17	@ Philadelphia
12/16	W	35-34	WASHINGTON
1979 DIVISIONAL PLAYOFF			
12/30	L	19-21	LARAMS

RUSHING	ATT	YDS	AVG	LG	TD
Dorsett	250	1,107	4.4	41	6
Newhouse	124	449	3.6	21	3
Springs	67	248	3.7	15	2
Laidlaw	69	236	3.4	15	3
Staubach	37	172	4.5	20	0
Brinson.	14	48	3.6	10	0
D. Pearson	3	27	9.0	16	0
D. White	1	25	25.0	25	0
DuPree	2	19	9.5	20	0
Hill	2	18	9.9	12	0
P. Pearson	7	14	2.0	11	1
Johnson	1	13	13.0	13	0
Saldi	1	-1	-1.0	-1	0
Cowboys	578	2,375	4.1	41	15
Opponents	500	2,115	4.2	76	15

SCORE BY	1	2	3	4	OT	T
QUARTERS						
Cowboys	73	102	87	109	-	371
Opponents	87	88	60	78	-	313

FIELD GOALS	11-19	20-29	30-39	40-49	50+
Septien	0-0	7-7	7-11	3-8	2-3
Cowboys	0-0	7-7	7-11	3-8	2-3
Opponents	0-0	4-4	4-6	7-13	2-4

Septien:	(37,50M,24,27),	(23,51),	(46,43M),
	(34B,47M),	(26),	(34),
	(32),	(51,47M,29),	
	(32,32M),	(26,37,22),	(47M),
	(34,37),	(44),	
	(34M,31M,46M),	(40),	(1)

Opponents:	(60M),	(30,3
	5M,44),	(1),
	(48,38),	(37,35),
	(42,41),	(51,41,48M,40B),
	(32M),	(48M),
	(45M,59,52M,45M),	(44M,46,45),
	(27),	(24,24)

SCORING	TDR	TD	TDPR	FG	PAT	S	TP
Septien	0	0	0	19/29	40/44	0	97
Hill	0	10	0	0/0	0/0	0	60
D. Pearson	0	8	0	0/0	0/0	0	48
Dorsett	6	1	0	0/0	0/0	0	42
DuPree	0	5	0	0/0	0/0	0	30
Newhouse	3	1	0	0/0	0/0	0	24
Laidlaw	3	0	0	0/0	0/0	0	18
Springs	2	1	0	0/0	0/0	0	18
P. Pearson	1	1	0	0/0	0/0	0	12
Barnes	0	0	1a	0/0	0/0	0	6
Johnson	0	1	0	0/0	0/0	0	6
Saldi	0	1	0	0/0	0/0	0	6
Cowboys	15	29	1	19/29	40/45	0	371
Opponents	15	21	2*	17/27	34/38	0	313

TEAM STATISTICS	DALLAS	OPP
FIRST DOWNS	339	259
Rushing	122	105
Passing	195	135
Penalty	22	19
Third Down-Made/Att.	120/241	80/228
Third Down Efficiency	49.8	35.1
Fourth Down-Made/Att	2/9	5/11
TOTAL NET YARDS	5,968	4,586
Avg. Per Game	373.0	286.6
Total Plays	1,122	978
Avg. Per Play	5.3	4.7
NET YARDS RUSHING	2,375	2,115
Avg. Per Game	148.4	132.2
Total Rushes	578	500
Avg. Per Rush	4.1	4.2
NET YARDS PASSING	3,593	2,471
Sacked/Yards Lost	41/290	43/362
Gross Yards	3,883	2,833
Attempts/Completions	503/287	435/207
Pct. of Completions	57.1	47.6
Had Intercepted	13	13
PUNTS/AVERAGE	76/41.7	96/40.8
Net Punting Average	36.0	35.7
PUNT RET./AVG.	51/6.5	34/7.4
KICKOFF RET./AVG.	68/19.4	68/23.2
INT./AVG. RET.	13/14.8	13/8.8
PENALTIES/YARDS	100/845	70/704
FUMBLES/BALL LOST	33/21	20/10
TOUCHDOWNS	45	38
Rushing	15	15
Passing	29	21
Returns	1	2
EXTRA POINTS/ATTEMPTS	40/45	34/38
FIELD GOALS/ATTEMPTS	19/29	17/27
AVG. TIME OF POSS.	32:57	27:03

INTERCEPTIONS	NO	YDS	AVG	LG	TD
Hughes	2	91	45.5	68	0
Harris	2	35	17.5	20	0
Barnes	2	20	10.0	11	0
Lewis	2	8	4.0	5	0
Kyle	2	0	0.0	0	0
Mitchell	1	36	36.0	36	0
Thornton	1	3	3.0	3	0
Thurman	1	0	0.0	0	0
Cowboys	13	193	14.8	68	0
Opponents	13	114	8.8	39	1

PUNTING	NO	YDS	AVG	TB	IN20	LG	BL	NET
D. White	76	3,168	41.7	9	21	73	0	36.0
Cowboys	76	3,168	41.7	9	21	73	0	36.0
Opp.	96	3,921	40.8	8	17	72	0	35.7

PUNT RETURNS	NO	FC	YDS	AVG	LG	TD
Wilson	35	12	236	6.8	13	0
Manning	10	2	55	5.5	17	0
Hill	6	1	43	7.2	12	0
Cowboys	51	15	334	6.5	17	0
Opponents	34	18	252	7.4	31	0

KICKOFF RETURNS	NO	YDS	AVG	LG	TD
Springs	38	780	20.5	70	0
Wilson	19	328	17.2	26	0
Manning	7	145	20.7	47	0
Brinson	2	29	14.5	17	0
Hill	1	32	32.0	32	0
Huther	1	8	8.0	8	0
Cowboys	68	1,322	19.4	70	0
Opponents	68	1,580	23.2	106	1

PASSING	ATT	COMP	YDS	PCT	AVG	PCT	PCT	INT	INT	LG	SKS/YDS	RATING
Staubach	461	267	3,586	57.9	7.8	27	5.9	11	2.4	75	36/240	92.4
D. White	39	19	267	48.7	6.9	1	2.6	2	5.1	45	4/46	58.6
Springs	3	1	30	33.0	10.0	1	33.0	0	0.0	30	1/14	11.0
Cowboys	503	287	3,883	57.1	7.7	29	5.8	13	2.6	75	41/290	90.3
Opponents	435	207	2,833	47.6	6.5	21	4.8	13	3.0	64	43/362	72.4

a 33 fumble return @ Minnesota (10/7)

* Darden 39 int return @ Cleveland (9/24)
Green 108 kickoff return vs. St. Louis (10/21)

USUAL STARTERS			
WR	Tony Hill	LE	Larry Cole (12)
LT	Pat Donovan		John Dutton (4)
LG	Herb Scott	LT	Dave Stalls (12)
C	John Fitzgerald		Larry Cole (4)
RG	Tom Rafferty	RT	Randy White
RT	Jim Cooper (11)	RE	Harvey Martin
	Rayfield Wright (5)	LLB	Thomas Henderson (10)
TE	Billy Joe DuPree		Mike Hegman (5)
WR	Drew Pearson	MLB	Bob Breunig
QB	Roger Staubach	RLB	D.D. Lewis
RB	Tony Dorsett	LCB	Benny Barnes
FB	Robert Newhouse (12)	RCB	Aaron Kyle
	Scott Laidlaw (3)	SS	Randy Hughes
		FS	Cliff Harris
K	Raphel Septien		
P	Danny White		Pro Bowlers in Bold

1980 ★ DALLAS COWBOYS STATISTICS ★ 1980

SECOND PLACE, NFC EAST
HEAD COACH: TOM LANDRY
PRESEASON (3-1)

Date	W/L	Score	Opponent	Att.
8/9	W	17-14	GREEN BAY	54,876
8/16	W	19-16	@ LA Rams	63,283
8/23	W	20-13	HOUSTON	63,658
8/30	L	10-31	PITTSBURGH	62,795

REGULAR SEASON (12-4)

9/8	W	17-3	@ Washington	55,045
9/14	L	20-41	@ Denver	74,919
9/21	W	28-7	TAMPA BAY	62,750
9/28	W	28-17	@ Green Bay	54,776
10/5	W	24-3	N.Y. GIANTS	59,126
10/12	W	59-14	SAN FRANCISCO	63,399
10/19	L	10-17	@ Philadelphia	70,696
10/26	W	42-31	SAN DIEGO	60,639
11/2	W	27-24	@ St. Louis	50,701
11/9	L	35-38	@ N.Y. Giants	68,343
11/16	W	31-21	ST. LOUIS	52,567
11/23	W	14-10	WASHINGTON	58,809
11/27	W	51-7	SEATTLE	57,540
12/7	W	19-13	@ Oakland	53,194
12/15	L	14-38	@ LA Rams	65,154
12/21	W	35-27	PHILADELPHIA	62,548

1980 WILD CARD GAME

12/28	W	34-13	LA RAMS	64,533
-------	---	-------	---------	--------

1980 DIVISIONAL PLAYOFF

1/4/81	W	30-27	@ Atlanta	60,022
--------	---	-------	-----------	--------

1980 NFC CHAMPIONSHIP GAME

1/11/81	L	7-20	@ Philadelphia	70,696
---------	---	------	----------------	--------

TEAM STATISTICS DALLAS OPP

FIRST DOWNS	337	296
Rushing	143	98
Passing	171	160
Penalty	23	28
Third Down-Made/Att.	130/243	88/222
Third Down Efficiency	53.5	39.6
Fourth Down-Made/Att.	5/11	7/15
TOTAL NET YARDS	5,468	5,279
Avg. Per Game	341.8	329.9
Total Plays	1,075	996
Avg. Per Play	5.1	5.3
NET YARDS RUSHING	2,346	2,069
Avg. Per Game	146.6	129.3
Total Rushes	594	469
Avg. Per Rush	4.0	4.4
NET YARDS PASSING	3,104	3,205
Sacked/Yards Lost	31/252	43/358
Gross Yards	3,356	3,563
Attempts/Completions	449/265	484/231
Pct. of Completions	59.6	47.7
Had Intercepted	25	27
PUNTS/AVERAGE	71/40.8	76/43.5
Net Punting Average	34.8	34.7
PUNT RET./AVG.	55/10.1	31/6.6
KICKOFF RET./AVG.	58/21.7	73/21.5
INT./AVG. RET.	27/19.4	25/7.2
PENALTIES/YARDS	107/908	106/989
FUMBLES/BALL LOST	27/14	33/20
TOUCHDOWNS	60	38
Rushing	26	15
Passing	30	21
Returns	4	2
EXTRA POINTS/ATTEMPTS	59/60	38/38
FIELD GOALS/ATTEMPTS	11/17	15/28
AVG. TIME OF POSS.	32:46	27:14

RUSHING	ATT	YDS	AVG	LG	TD
Dorsett	278	1,185	4.3	56	11
Newhouse	118	451	3.8	29	6
Springs	89	326	3.7	20	6
J. Jones	41	135	3.4	9	0
D. White	27	114	4.2	48	1
Newsome	23	73	3.1	23	2
D. Pearson	3	31	10.3	32	0
Hill	4	27	6.8	15	0
DuPree	4	19	4.8	11	0
Carano	4	6	1.5	5	0
P. Pearson	3	6	2.0	2	0
Cowboys	594	2,373	4.0	56	26
Opponents	469	2,069	4.4	51	15

RECEIVING	NO	YDS	AVG	LG	TD
Hill	60	1,055	17.6	58	8
D. Pearson	43	568	13.2	30	6
Dorsett	34	263	7.7	27	0
DuPree	29	312	10.8	39	0
Saldi	25	311	12.4	43	1
P. Pearson	20	213	10.7	20	2
Johnson	19	263	13.7	29	4
Springs	15	212	14.1	58	1
Newhouse	8	75	9.4	18	0
J. Jones	5	39	7.8	16	0
Newsome	4	43	10.6	16	0
Cosbie	2	11	5.5	5	1
D. White	1	-9	-9.0	-9	0
Cowboys	265	3,356	12.7	58	30
Opponents	231	3,563	15.4	69	21

INTERCEPTIONS	NO	YDS	AVG	LG	TD
Thurman	5	114	22.8	78	1
Waters	5	78	15.6	29	0
Wilson	4	82	20.5	35	0
Mitchell	3	56	18.7	56	0
Breunig	3	34	11.3	15	0
Dickerson	2	46	23.0	34	0
Hegman	2	2	1.0	2	0
Cole	1	43	43.0	43	1
Dutton	1	38	38.0	38	1
Barnes	1	30	30.0	30	0
Cowboys	27	523	19.4	78	3
Opponents	25	179	7.2	36	1

PUNTING	NO	YDS	AVG	TB	IN20	LG	BL	NET
D. White	71	2,903	40.9	11	58	0	34.8	
Cowboys	71	2,903	40.9	11	58	0	34.8	
Opp.	76	3,304	43.5	16	58	0	34.7	

PUNT RETURNS	NO	FC	YDS	AVG	LG	TD
J. Jones	54	4	548	10.1	52	0
Solomon	1	0	8	8.0	8	0
Cowboys	55	4	556	10.1	52	0
Opponents	31	10	206	6.6	27	0

KICKOFF RETURNS	NO	YDS	AVG	LG	TD
J. Jones	32	720	22.5	41	0
Newsome	12	293	24.4	36	0
Wilson	7	139	19.9	34	0
Hurt	4	71	17.8	24	0
Saldi	1	23	23.0	23	0
Cosbie	1	13	13.0	13	0
Waters	1	0	0.0	0	0
Cowboys	58	1,259	21.7	41	0
Opponents	73	1,568	21.5	53	0

SCORE BY

QUARTERS	1	2	3	4	OT	T
Cowboys	96	153	86	119	-	454
Opponents	66	123	44	78	-	311

FIELD GOALS 11-19 20-29 30-39 40-49 50-59

Septien	1-1	3-4	6-6	0-3	1-3
Cowboys	1-1	3-4	6-6	0-3	1-3
Opponents	1-1	5-8	3-7	4-9	2-3

Septien: (19), (30,37), (), (), (38,27), (26,40M), (33), (43M,42M,44M), (28,32), (), (23), (), (), (52,34), (51M), ()
Opponents: (45M,29M,45), (46,55), (22,35M), (), (33M,53M,51), (), (35,38M), (45,45M), (42), (27), (44M), (34), (), (22,41M,38), (33M,27), (43M,27M,29,25M,19)

SCORING TDR TDP TDR1 FG PAT S TP

Septien	0	0	0	0	0	92
Dorsett	11	0	0	0	0	0
Hill	0	8	0	0	0	0
Springs	6	1	0	0	0	0
DuPree	0	7	0	0	0	0
Newhouse	6	0	0	0	0	0
D. Pearson	0	6	0	0	0	0
Johnson	0	4	0	0	0	0
Newsome	2	0	0	0	0	0
P. Pearson	0	2	0	0	0	0
Cosbie	0	1	0	0	0	0
Saldi	0	1	0	0	0	0
Thurman	0	1a	0	0	0	0
Dutton	0	1b	0	0	0	0
Hegman	0	1c	0	0	0	0
Cole	0	1d	0	0	0	0
D. White	1	0	0	0	0	0
Cowboys	26	30	4	11/17	59/60	1,454
Opponents	15	21	2*	15/28	38/38	0

- a 78 int return @ St. Louis (11/2)
- b 38 int return vs. N.Y. Giants (10/5)
- c 0 fumble return in end zone @ Phi (10/19)
- d 43 int return vs. Washington (11/23)
- + Zorn grounding in end zone vs. Seattle (11/27)

* Thompson 32 fumble return @ Denver (9/14)
Lowie 16 int return vs. San Diego (10/26)

USUAL STARTERS

WR	Tony Hill (13)	LE	Ed Jones
	Jay Saldi (3)	LT	Larry Cole
LG	Pat Donovan	RT	Randy White
LT	Herb Scott	RE	Harvey Martin
C	John Fitzgerald	LLB	Mike Hegman
RG	Tom Rafferty	MLB	Bob Breunig
TE	Jim Cooper	RLB	D.D. Lewis
RT	Billy Joe DuPree	LCB	Steve Wilson (10)
WR	Drew Pearson		Benny Barnes (6)
QB	Danny White	RCB	Aaron Mitchell
RB	Tony Dorsett	SS	Charlie Waters
FB	Robert Newsome (10)	FS	Connie Thurman
	Ron Springs (5)		
K	Raphel Septien	Pro Bowlers in Bold	
P	Danny White		

PASSING	ATT	COMP	YDS	PCT	AVG	PCT	PCT	LG	SKS/YDS	RATING
D. White	436	260	3,287	59.6	7.5	28	6.4	25	5.7	80.8
Carano	12	5	69	41.7	5.8	2	16.6	0	0.0	60.8
Dorsett	1	0	0.0	0.0	0.0	0	0	0.0	0	39.6
Cowboys	449	265	3,356	59.0	7.5	30	6.7	25	5.7	81.0
Opponents	484	231	3,563	47.7	7.4	21	4.3	27	5.6	63.5

1981 ★ DALLAS COWBOYS STATISTICS ★ 1981

STAFF PLAYERS 2024 SEASON RECORDS PLAYOFF RECORDS 1981 STATISTICS SIDELINES

FIRST PLACE, NFC EAST HEAD COACH: TOM LANDRY			
PRESEASON (2-2)			
Date	W/L	Score Opponent	Att.
8/8	L	17-21 GREEN BAY	55,987
8/15	L	21-33 @ LA Rams	61,459
8/22	W	24-14 PITTSBURGH	63,504
8/29	W	28-20 HOUSTON	63,799
REGULAR SEASON (12-4)			
9/6	W	26-10 @ Washington	55,045
9/13	W	30-17 ST. LOUIS	63,602
9/21	W	35-21 @ New England	60,311
9/27	W	18-10 N.Y. GIANTS	63,449
10/4	L	17-20 @ St. Louis	49,777
10/11	L	14-45 @ San Francisco	57,574
10/18	W	29-17 LA RAMS	64,649
10/25	W	28-27 MIAMI	64,221
11/1	W	17-14 @ Philadelphia	72,111
11/9	W	27-14 BUFFALO	62,583
11/15	L	24-27 @ Detroit	79,694
11/22	W	24-10 WASHINGTON	64,583
11/26	W	10-9 CHICAGO	63,499
12/6	W	37-13 @ Baltimore	54,871
12/13	W	21-10 PHILADELPHIA	64,955
12/19	L	10-13 @ N.Y. Giants (OT)	73,009
1981 DIVISIONAL PLAYOFF			
1/2/82	W	38-0 TAMPA BAY	64,848
1981 NFC CHAMPIONSHIP GAME			
1/10/82	L	27-28 @ San Francisco	60,525

TEAM STATISTICS		
	DALLAS	OPP
FIRST DOWNS	321	286
Rushing	137	107
Passing	158	160
Penalty	26	18
Third Down-Made/Att.	99/244	72/211
Third Down Efficiency	40.6	34.1
Fourth Down-Made/Att	5/11	7/15
TOTAL NET YARDS	5,880	5,419
Avg. Per Game	367.5	338.7
Total Plays	1,100	1,021
Avg. Per Play	5.3	5.3
NET YARDS RUSHING	2,711	2,049
Avg. Per Game	169.4	128.0
Total Rushes	630	468
Avg. Per Rush	4.3	4.4
NET YARDS PASSING	3,169	3,370
Sacked/Yards Lost	31/245	42/347
Gross Yards	3,414	3,717
Attempts/Completions	439/241	511/236
Pct. of Completions	54.9	46.2
Had Intercepted	15	37
PUNTS/AVERAGE	83/40.3	80/41.1
Net Punting Average	35.8	36.4
PUNT RET./AVG.	45/5.2	36/6.1
KICKOFF RET./AVG.	54/18.2	71/21.2
INT./AVG. RET.	37/13.0	15/8.3
PENALTIES/YARDS	103/839	104/837
FUMBLES/BALL LOST	45/20	43/16
TOUCHDOWNS	40	34
Rushing	15	16
Passing	24	17
Returns	1	1
EXTRA POINTS/ATTEMPTS	40/40	31/34
FIELD GOALS/ATTEMPTS	27/35	14/29
AVG. TIME OF POSS.	31:47	28:13

RUSHING						
Dorsett	342	1,646	4.8	75	4	
Springs	172	625	3.6	16	10	
J. Jones	34	183	5.3	59	1	
D. White	38	104	2.7	17	0	
Newsome	13	38	2.9	7	0	
Newhouse	14	33	2.3	6	0	
Cosbie	4	33	8.3	15	0	
Pearson	3	31	10.3	25	0	
DuPree	1	12	12.0	12	0	
Carano	8	9	1.1	11	0	
Hill	1	3	3.0	3	0	
Cowboys	630	2,711	4.3	75	15	
Opponents	468	2,049	4.4	38	16	

RECEIVING						
Hill	46	953	20.7	63	4	
Springs	46	359	7.8	32	2	
Pearson	38	614	16.2	42	3	
Dorsett	32	325	10.2	73	2	
Johnson	25	552	22.1	55	5	
DuPree	19	214	11.3	33	2	
Cosbie	17	225	13.2	28	5	
Saldi	8	82	10.2	14	1	
J. Jones	6	37	6.2	16	0	
Donley	3	32	10.7	17	0	
Newhouse	1	21	21.0	21	0	
Cowboys	241	3,414	14.2	73	24	
Opponents	236	3,717	15.8	81	17	

INTERCEPTIONS						
Walls	11	133	12.1	33	0	
Thurman	9	187	20.8	96	0	
Downs	7	81	11.6	21	0	
Waters	3	21	7.0	21	0	
Breunig	2	8	4.0	8	0	
Wilson	2	0	0.0	0	0	
Brown	1	28	28.0	28	0	
Barnes	1	24	24.0	24	0	
Lewis	1	0	0.0	0	0	
Cowboys	37	482	13.0	96	0	
Opponents	15	124	8.3	41	0	

PUNTING						
D. White	81	3,284	40.8	7	19	60
Septien	2	62	31.0	0	33	0
Cowboys	83	3,346	40.3	7	19	60
Opp.	80	3,289	41.1	7	17	57

PUNT RETURNS						
J. Jones	33	2	188	5.7	17	0
Fellows	11	1	44	4.4	10	0
Donley	1	0	3	3.0	3	0
Thurman	0	1	0	0.0	0	0
Wilson	0	1	0	0.0	0	0
Cowboys	45	5	235	5.2	17	0
Opponents	38	8	231	6.1	21	0

KICKOFF RETURNS						
J. Jones	27	517	19.1	33	0	
Newsome	12	228	19.0	27	0	
Fellows	8	170	21.3	31	0	
Newhouse	3	34	10.4	12	0	
Wilson	2	32	16.0	17	0	
Cosbie	1	0	0.0	0	0	
Cowboys	54	981	18.2	33	0	
Opponents	71	1,508	21.2	65	0	

SCORE BY QUARTERS									
Cowboys	1	2	3	4	OT	T			
Opponents	95	104	57	111	0	367			
Cowboys	61	81	79	53	3	277			

FIELD GOALS									
Septien	1-1	11-11	8-9	7-12	0-2				
Cowboys	1-1	11-11	8-9	7-12	0-2				
Opponents	2-2	2-5	3-6	7-14	1-2				

Septien: (29,42,23,18),(47,32,25), (26,40M,26,26,25),(36,20,21),(26),(), (40,39),(48M),(39),(47,31),(43),(25,35M), (41,50M,42M),(42,35,31),(47M,43M), (60M,36)

Opponents: (47M,42),(44M,24),(43M), (36M,42,58M),(19,37),(18,40),(40),(), (34M),(),(37,47),(27M,26,47M), (43,40M,49M),(),(49M,50), (21M,27M,40,33M,35)

SCORING									
Septien	0	0	0	27/35	40/40	0	121		
Springs	10	2	0	0/0	0/0	0	72		
Dorsett	4	2	0	0/0	0/0	0	36		
Johnson	0	5	0	0/0	0/0	0	30		
Cosbie	0	5	0	0/0	0/0	0	30		
Hill	0	4	0	0/0	0/0	0	24		
Pearson	0	3	0	0/0	0/0	0	18		
DuPree	0	2	0	0/0	0/0	0	12		
Saldi	0	1	0	0/0	0/0	0	6		
Barnes	0	0	1a	0/0	0/0	0	6		
J. Jones	1	0	0	0/0	0/0	0	6		
Team	0	0	0	0/0	0/0	0	6		
Cowboys	15	24	1	27/35	40/40	0	367		
Opponents	16	17	1*	14/29	31/34	0	277		

a 72 fumble return @ San Francisco (10/11)

* Lott 41 int return @ San Francisco (10/11)

USUAL STARTERS			
WR	Tony Hill (9)	LE	Ed Jones
	Butch Johnson (6)	LT	John Dutton
LT	Pat Donovan	RT	Randy White
LG	Herb Scott	RE	Randy Martin
C	Tom Ralfearty (13)	LLB	Mike Hegman (10)
	Robert Shaw (3)		Guy Brown (6)
RG	Kurt Peterson	MLB	Bob Breunig
RT	Jim Cooper	RB	D.D. Lewis
TE	Billy Joe DuPree	LCB	Ersvon Walls (12)
WR	Drew Pearson		Steve Wilson (4)
QB	Danny White	RCB	Dennis Thurman
RB	Tony Dorsett	SS	Charlie Waters
FB	Ron Springs (13)	FS	Michael Downs
	Jay Saldi (3)		
K	Raphel Septien	Pro Bowlers in Bold	
P	Danny White		

	AVG	PCT	PCT									
D. White	391	223	3,098	57.0	7.9	22	5.6	13	3.3	73†	30/234	87.5
Carano	45	16	235	35.5	5.2	1	2.2	1	2.2	55	1/1	51.6
Pearson	2	2	81	100.0	40.5	1	50.0	0	0.0	59	0/0	121.0
Springs	1	0	0	0.0	0.0	0	0	1	0.0	0	0/0	0.0
Cowboys	439	241	3,414	54.9	7.8	24	5.5	15	3.4	73†	31/245	84.4
Opponents	511	236	3,717	46.2	7.3	17	3.3	37	7.2	81†	42/347	51.9

1982 ★ DALLAS COWBOYS STATISTICS ★ 1982

SECOND PLACE, NFC EAST
HEAD COACH: TOM LANDRY

PRESEASON (3-1)

Date	W/L	Score	Opponent	Att.
8/14	L	10-14	BUFFALO	49,612
8/21	W	26-16	@ San Diego	49,182
8/28	W	36-21	NEW ENGLAND	50,113
9/4	W	20-14	HOUSTON	60,150

REGULAR SEASON (6-3)

Date	W/L	Score	Opponent	Att.
9/13	L	28-36	PITTSBURGH	63,431
9/19	W	24-7	@ St. Louis	50,705
9/26		@ Minnesota	Postponed	
10/3		@ Philadelphia	Cancelled	
10/10		WASHINGTON	Cancelled	
10/17		@ Philadelphia	Cancelled	
10/24		@ Cincinnati	Cancelled	
10/31		@ N.Y. Giants	Cancelled	
11/7		ST. LOUIS	Cancelled	
11/14		@ San Francisco	Cancelled	
11/21	W	14-9	TAMPA BAY	49,578
11/25	W	31-14	CLEVELAND	46,267
12/5	W	24-10	@ Washington	54,633
12/13	W	37-7	@ Houston	51,808
12/19	W	21-7	NEW ORLEANS	64,506
12/26	L	20-24	PHILADELPHIA	46,199
1/3/83	L	27-31	@ Minnesota	60,007

1982 SUPER BOWL TOURNAMENT

1/9/83	W	30-17	TAMPA BAY	65,042
--------	---	-------	-----------	--------

1982 SUPER BOWL TOURNAMENT

1/16/83W	37-26	Green Bay	63,972
----------	-------	-----------	--------

1982 NFC CHAMPIONSHIP GAME

1/22/83 L	17-31	@ Washington	55,045
-----------	-------	--------------	--------

TEAM STATISTICS	DALLAS	OPP
FIRST DOWNS	180	163
Rushing	70	57
Passing	99	99
Penalty	11	11
Third Down-Made/Att.	44/111	42/125
Third Down Efficiency	39.6	33.6
Fourth Down-Made/Att.	5/11	7/15
TOTAL NET YARDS	3,199	2,753
Avg. Per Game	355.4	305.9
Total Plays	579	581
Avg. Per Play	5.5	4.7
NET YARDS RUSHING	1,313	1,011
Avg. Per Game	145.9	112.3
Total Rushes	296	260
Avg. Per Rush	4.4	3.9
NET YARDS PASSING	1,886	1,742
Sacked/Yards Lost	25/264	32/260
Gross Yards	2,150	2,002
Attempts/Completions	258/160	289/152
Pct. of Completions	62.0	52.6
Had Intercepted	14	15
PUNTS/AVERAGE	37/41.7	49/42.7
Net Punting Average	37.4	35.3
PUNT RET./AVG.	30/8.1	21/5.6
KICKOFF RET./AVG.	32/20.3	41/22.8
INT./AVG. RET.	15/10.9	14/8.9
PENALTIES/YARDS	42/304	52/431
FUMBLE/BALL LOST	29/12	20/10
TOUCHDOWNS	28	17
Rushing	10	5
Passing	16	10
Returns	2	2
EXTRA POINTS/ATTEMPTS	28/28	16/17
FIELD GOALS/ATTEMPTS	10/14	9/15
AVG. TIME OF POSS.	30:49	29:11

RUSHING	ATT	YDS	AVG	LG	TD
Dorsett	177	745	4.2	99	5
Spring	59	243	4.1	46	2
Newsome	15	98	6.5	25	1
D. White	17	91	5.4	21	0
Newhouse	14	79	5.6	27	1
T. Hill	1	22	22.0	22	0
Peoples	7	22	3.1	7	0
Johnson	1	9	9.0	9	0
DuPree	1	6	6.0	6	1
Hogeboom	3	0	0.0	0	0
Cosbie	1	-2	-2.0	-2	0
Cowboys	296	1,313	4.4	99	10
Opponents	260	1,011	3.9	32	5

RECEIVING	NO	YDS	AVG	LG	TD
T. Hill	35	526	15.0	47	1
Cosbie	30	441	14.7	45	4
Pearson	26	382	14.7	48	3
Dorsett	24	179	7.5	17	0
Spring	17	163	9.6	34	2
Johnson	12	269	22.4	49	3
DuPree	7	41	5.9	12	2
Newsome	6	118	19.7	46	1
Donley	2	23	11.5	12	0
Saldi	1	8	8.0	8	0
Cowboys	160	2,150	13.4	49	16
Opponents	152	2,002	13.2	54	10

INTERCEPTIONS	NO	YDS	AVG	LG	TD
Walls	7	61	8.7	37	0
Thurman	3	75	25.0	60	1
Downs	1	22	22.0	22	0
Dickerson	1	4	4.0	4	0
Breunig	1	1	1.0	1	0
Clintscale	1	0	0.0	0	0
E. Jones	1	0	0.0	0	0
Cowboys	15	163	10.9	60	1
Opponents	14	125	8.9	33	1

PUNTING	NO	YDS	AVG	TB	IN20	LG	BL	NET
D. White	37	1,542	41.7	2	6	56	0	37.4
Cowboys	37	1,542	41.7	2	6	56	0	37.4
Opp.	49	2,093	42.7	6	9	60	0	35.3

PUNT RETURNS	NO	FC	YDS	AVG	LG	TD
Fellows	25	0	189	7.6	17	0
R. Hill	4	0	39	9.8	26	0
Donley	1	0	14	14.0	14	0
Cowboys	30	0	242	8.1	26	0
Opponents	21	3	118	5.6	14	0

KICKOFF RETURNS	NO	YDS	AVG	LG	TD
Fellows	16	359	22.4	35	0
Donley	8	15	18.9	33	0
Newsome	4	74	18.5	26	0
J. Jones	2	46	23.0	27	0
Thurman	1	17	17.0	17	0
Cosbie	1	4	4.0	4	0
Cowboys	32	651	20.3	35	0
Opponents	41	936	22.8	40	0

PASSING	ATT	COMP	YDS	PCT	AVG	ATT	TD	PCT	PCT	LG	SKS/YDS	RATING
D. White	247	156	2,079	63.2	8.4	16	6.5	12	4.9	49	25/264	91.1
Hogeboom	8	3	45	37.5	5.6	0	0.0	1	12.5	26	0/0	17.2
Pearson	2	1	26	50.0	13.0	0	0.0	1	50.0	26	0/0	56.3
Dorsett	1	0	0	0.0	0.0	0	0.0	0	0.0	0	0/0	39.6
Cowboys	258	160	2,150	62.0	8.3	16	6.2	14	5.4	49	25/264	86.6
Opponents	289	152	2,002	52.6	6.9	10	3.5	15	5.2	54	32/260	64.8

SCORE BY	1	2	3	4	OT	T
QUARTERS						
Cowboys	17	100	51	58	-	226
Opponents	23	34	27	61	-	145

FIELD GOALS	11-19	20-29	30-39	40-49	50+
Septien	1-1	3-3	3-4	2-4	1-2
Cowboys	1-1	3-3	3-4	2-4	1-2
Opponents	0-0	6-8	1-2	2-5	0-0

Septien: (52M),(44M,25),(C),(C),(C),(C),(C),(C), (C),(C),(1),(32M,40),(31),(22,36,53), (1),(18,33),(47M,42,22)
Opponents: (35B,26,43,40),(40M),(C),(C),(C),(C), (C),(C),(C),(C),(C),(26,27,26,24M),(1),(38), (1),(29B,40M,43M),(22),(28)

SCORING	TDR	TDP	TDRt	FG	PAT	S	TP
Septien	0	0	0	10/14	28/28	0	58
Dorsett	5	0	0	0/0	0/0	0	30
Cosbie	4	0	0	0/0	0/0	0	24
Spring	2	2	0	0/0	0/0	0	24
DuPree	1	2	0	0/0	0/0	0	18
Johnson	0	3	0	0/0	0/0	0	18
Pearson	0	3	0	0/0	0/0	0	18
Newsome	1	1	0	0/0	0/0	0	12
Downs	0	0	1a	0/0	0/0	0	6
T. Hill	0	1	1b	0/0	0/0	0	6
Newhouse	1	0	0	0/0	0/0	0	6
Thurman	0	0	0	0/0	0/0	0	6
Cowboys	10	16	2	10/14	28/28	0	226
Opponents	5	10	2*	9/15	16/17	0	145

a 86 fumble return @ Houston (12/13)

b 60 int return @ Minnesota (1/3/83)

* Brown 0 fumble return vs. Philadelphia (12/26)
Turner 33 int return @ Minnesota (1/3/83)

USUAL STARTERS

WR	Tony Hill	LE	Ed Jones
LT	Pat Donovan	LT	John Dutton
LG	Howard Richards	RT	Randy White
C	Tom Rafferty	RE	Harvey Martin
RG	Kurt Peterson	RE	Mike Hegman
RT	Jim Cooper	MLB	Bob Breunig
TE	Doug Cosbie	RLB	Guy Brown
WR	Drew Pearson	LCB	Erverson Walls
QB	Danny White	RCB	Dennis Thurman
RB	Tony Dorsett	SS	Benny Barnes
FB	Ron Springs	FS	Michael Downs

K: Raphael Septien
P: Danny White

Pro Bowlers in Bold

1983 ☆ DALLAS COWBOYS STATISTICS ☆ 1983

SECOND PLACE, NFC EAST HEAD COACH: TOM LANDRY

PRESEASON (3-1)

Date	W/L	Score	Opponent	Att.
8/6	W	20-17	MIAMI	46,826
8/15	W	30-7	@ LA Rams	54,268
8/20	L	7-24	PITTSBURGH	62,164
8/27	W	34-31	HOUSTON	54,363

REGULAR SEASON (12-4)

9/5	W	31-30	@ Washington	55,045
9/11	W	34-17	@ St. Louis	48,532
9/18	W	28-13	N.Y. GIANTS	62,347
9/25	W	21-20	NEW ORLEANS	62,136
10/2	W	37-24	@ Minnesota	60,774
10/9	W	27-24	TAMPA BAY (OT)	63,308
10/16	W	37-7	PHILADELPHIA	63,070
10/23	L	38-40	LA RAIDERS	64,991
10/30	W	38-20	@ N.Y. Giants	76,142
11/6	W	27-20	@ Philadelphia	71,236
11/13	L	23-24	@ San Diego	46,192
11/20	W	41-21	KANSAS CITY	64,103
11/24	W	35-17	ST. LOUIS	60,764
12/1	W	35-10	@ Seattle	63,352
12/14	L	10-31	WASHINGTON	65,074
12/19	L	17-42	@ San Francisco	59,957

1983 WILD CARD GAME

12/26	L	17-24	LA RAMS	43,521
-------	---	-------	---------	--------

TEAM STATISTICS

	DALLAS	OPP
FIRST DOWNS	342	286
Rushing	109	82
Passing	205	181
Penalty	28	23
Third Down-Made/Att.	94/225	80/222
Third Down Efficiency	41.8	36.0
Fourth Down-Made/Att	4/9	9/17
TOTAL NET YARDS	5,959	5,427
Avg. Per Game	372.4	339.2
Total Plays	1,110	1,025
Avg. Per Play	5.4	5.3
NET YARDS RUSHING	2,117	1,499
Avg. Per Game	132.3	93.7
Total Rushes	519	410
Avg. Per Rush	4.1	3.7
NET YARDS PASSING	3,842	3,928
Sacked/Yards Lost	37/314	57/437
Gross Yards	4,156	4,365
Attempts/Completions	554/346	558/299
Pct. of Completions	62.5	53.6
Had Intercepted	25	27
PUNTS/AVERAGE	83/39.4	84/41.9
Net Punting Average	31.4	34.0
PUNT RET./AVG.	51/9.0	53/11.1
KICKOFF RET./AVG.	70/19.3	78/23.2
INT./AVG. RET.	27/17.3	25/14.3
PENALTIES/YARDS	99/847	100/873
FUMBLES/BALL LOST	30/14	31/21
TOUCHDOWNS	59	59
Rushing	21	12
Passing	31	27
Returns	7	3
EXTRA POINTS/ATTEMPTS	57/59	42/42
FIELD GOALS/ATTEMPTS	22/27	22/30
AVG. TIME OF POSS.	33:08	26:52

RUSHING	ATT	YDS	AVG	LG	TD
Dorsett	289	1,321	4.6	77	8
Springs	149	541	3.6	19	7
Newsome	44	185	4.2	20	2
Newhouse	9	34	3.8	8	0
D. White	18	31	1.7	22	4
Pearson	2	13	6.5	10	0
T. Hill	1	2	2.0	2	0
Johnson	1	0	0.0	0	0
Hogeboom	6	-10	-1.7	-1	0
Cowboys	519	2,117	4.1	77	21
Opponents	410	1,499	3.7	32	12

RECEIVING	NO	YDS	AVG	LG	TD
Springs	73	589	8.1	80	1
T. Hill	49	801	16.4	75	7
Pearson	47	545	11.6	32	5
Cosbie	46	588	12.8	61	6
Johnson	41	561	13.7	46	3
Dorsett	40	287	7.2	19	1
Donley	18	370	20.6	47	2
Newsome	18	250	13.9	52	4
DuPre	12	142	11.8	28	1
D. White	1	15	15.0	15	1
Rafferty	1	8	8.0	8	0
Cowboys	346	4,156	12.0	80	31
Opponents	299	4,365	14.6	83	27

INTERCEPTIONS	NO	YDS	AVG	LG	TD
Thurman	6	49	8.2	34	0
Fellows	5	139	27.8	58	1
Downs	4	80	20.0	28	0
Walls	4	70	17.5	37	0
Clinkscale	2	68	34.0	68	1
T. Hill	2	12	6.0	12	0
Bates	1	29	29.0	29	0
Jones	1	12	12.0	12	0
Dickerson	1	8	8.0	8	0
Breung	1	0	0.0	0	0
Cowboys	27	467	17.3	68	2
Opponents	25	358	14.3	48	1

PUNTING NO	YDS	AVG	TD	IN20	LG	BL	NET
D. White	38	1,543	40.6	3	6	50	136.0
Warren	39	1,551	39.8	1	8	54	32.0
Miller	5	178	35.6	0	2	43	21.2
Cowboys	83	3,272	39.4	4	16	54	31.4
Opp.	84	3,515	41.9	10	23	59	34.0

PUNT RETURNS NO	FC	YDS	AVG	LG	TD	
R. Hill	30	2	232	7.7	37	0
Fellows	10	3	75	7.5	14	0
Allen	9	1	153	17.0	68	1
Donley	1	0	1	1.0	1	0
Newhouse	1	0	0	0.0	0	0
Cowboys	51	6	461	9.0	68	1
Opponents	53	9	588	11.1	56	0

KICKOFF RETURNS	NO	YDS	AVG	LG	TD
Fellows	43	855	19.9	53	0
R. Hill	13	243	18.7	40	0
Allen	8	178	22.3	31	0
Cosbie	2	17	8.5	10	0
Newsome	1	28	28.0	28	0
McSwain	1	17	17.0	17	0
Springs	1	13	13.0	13	0
Huther	1	0	0.0	0	0
Cowboys	70	1,351	19.3	53	0
Opponents	78	1,806	23.2	66	0

SCORE BY	1	2	3	4	OT	T
QUARTERS						
Cowboys	75	154	79	168	3	479
Opponents	120	84	70	86	0	360

FIELD GOALS	11-19	20-29	30-39	40-49	50+
Septien	0-0	5-5	8-8	9-12	0-2
Cowboys	0-0	5-5	8-8	9-12	0-2
Opponents	2-2	8-8	7-8	4-8	1-4

Septien: (26),(45,24),(41,34),(45,53M,45,35), (41,48M,42),(31,46,34),(23),(42M,36), (39,23),(50M,37),(25,40),(0),(0),(35), (47,46M)
Opponents: (23,30,39,31M),(23),(31,27), (45M,19,42,43B),(41),(48,47M),(0), (37,24,26,26),(47,29,52M,19,37),(37), (51M),(42),(54),(42M,39),(52M)

SCORING	TDR	TDP	TDR%	FG	PAT	S	TP
Septien	0	0	0	22/27	57/59	0	123
Dorsett	8	1	0	0/0	0/0	0	54
Springs	7	1	0	0/0	0/0	0	48
T. Hill	0	7	0	0/0	0/0	0	42
Cosbie	0	6	0	0/0	0/0	0	36
Newsome	2	4	0	0/0	0/0	0	36
Pearson	0	5	0	0/0	0/0	0	30
D. White	4	1	0	0/0	0/0	0	30
Johnson	0	3	0	0/0	0/0	0	18
Donley	0	2	0	0/0	0/0	0	12
Fellows	0	0	2a	0/0	0/0	0	12
Allen	0	0	1b	0/0	0/0	0	6
Clinkscale	0	0	1c	0/0	0/0	0	6
Downs	0	0	1d	0/0	0/0	0	6
DuPre	0	1	0	0/0	0/0	0	6
Hegman	0	0	1e	0/0	0/0	0	6
Thurman	0	0	1f	0/0	0/0	0	6
Dickerson	0	0	0	0/0	0/0	1+	2
Cowboys	21	31	3*	22/27	57/59	1	479
Opponents	12	27	3	22/30	42/42	0	360

- a 62 blocked FG return vs. New Orleans (9/25)
- 58 int return @ Minnesota (10/2)
- 68 punt return vs. Kansas City (11/20)
- c 68 int return vs. N.Y. Giants (9/18)
- d 10 fumble return vs. N.Y. Giants (9/18)
- e 9 fumble return vs. LA Raiders (10/23)
- f 0 fumble recovery @ St. Louis (9/11)
- + tackle Stabler in end zone vs. NO (9/25)

* Nelson 21 blocked punt return @ SD (11/13)
Wright 48 int. return @ San Francisco (12/19)
McLemore 56 punt return @ SF (12/19)

USUAL STARTERS			
WR	Tony Hill (9)	LE	Ed Jones
	Butch Johnson (3)	LT	John Dutton
LG	Billy Joe DuPre (3)	RT	Randy White
LT	Pat Donovan	RE	Harvey Martin
LG	Herb Scott	LLB	Mike Hegman
C	Tom Rafferty	MLB	Bob Breung
RG	Kurt Peterson	RLB	Anthony Dickerson
TE	Jim Cooper	LCB	Everson Walls
RT	Doug Cosbie	RCB	Dennis Thurman
WR	Drew Pearson	SS	Sextor Clinkscale
QB	Danny White	FS	Michael Downs
RB	Tony Dorsett	P	Danny White (10)
FB	Ron Springs		John Warren (3)
K	Raphel Septien		Pro Bowlers in Bold

	AVG	PCT	PCT									
PASSING	ATT	COMP	YDS	PCT	ATT	TD	TD	INT	INT	LG	SKS/YDS	RATING
D. White	533	334	3,980	62.7	7.5	29	5.4	23	4.3	80†	37/314	85.6
Hogeboom	17	11	161	64.7	9.5	1	5.9	1	5.9	24	0/0	90.6
Springs	2	1	15	50.0	7.5	1	50.0	0	0.0	15†	0/0	121.0
Dorsett	1	0	0	0.0	0.0	0	0	0	0.0	0	0/0	39.6
Pearson	1	0	0	0.0	0.0	0	0	0	100.0	0	0/0	39.6
Cowboys	554	346	4,156	62.5	7.5	31	5.6	25	4.5	80†	37/314	85.2
Opponents	558	299	4,365	53.6	7.8	27	4.8	27	4.8	83†	57/437	75.3

STAFF PLAYERS 2024 SEASON RECORDS PLAYOFF RECORDS STATISTICS 1983 SIDELINES

1984 ★ DALLAS COWBOYS STATISTICS ★ 1984

FOURTH PLACE, NFC EAST
HEAD COACH: TOM LANDRY

PRESEASON (3-1)				
Date	W/L	Score	Opponent	Att.
8/4	W	31-17	GREEN BAY	43,371
8/11	W	24-13	@ San Diego	50,740
8/16	L	10-20	PITTSBURGH	55,658
8/25	W	31-24	HOUSTON	53,877
REGULAR SEASON (9-7)				
9/3	W	20-13	@ LA Rams	65,403
9/9	L	7-28	@ N.Y. Giants	75,921
9/16	W	23-17	PHILADELPHIA	64,521
9/23	W	20-6	GREEN BAY	64,222
9/30	W	23-14	@ Chicago	63,623
10/7	L	20-31	ST. LOUIS	61,438
10/14	L	14-34	@ Washington	55,431
10/21	W	30-27	NEW ORLEANS (OT)	50,966
10/28	W	22-3	INDIANAPOLIS	58,724
11/4	L	7-19	N.Y. GIANTS	60,235
11/11	W	24-17	@ St. Louis	48,721
11/18	L	3-14	@ Buffalo	74,391
11/22	W	20-17	NEW ENGLAND	55,341
12/2	W	26-10	@ Philadelphia	66,322
12/9	L	28-30	WASHINGTON	64,286
12/17	L	21-28	@ Miami	74,139

TEAM STATISTICS	DALLAS	OPP
FIRST DOWNS	323	283
Rushing	93	106
Passing	202	155
Penalty	28	22
Third Down-Made/Att.	83/238	83/247
Third Down Efficiency	34.9	33.6
Fourth Down-Made/Att.	3/7	5/16
TOTAL NET YARDS	5,320	5,036
Avg. Per Game	332.5	314.8
Total Plays	1,121	1,094
Avg. Per Play	4.8	4.6
NET YARDS RUSHING	1,714	2,226
Avg. Per Game	107.1	139.1
Total Rushes	469	510
Avg. Per Rush	3.7	4.4
NET YARDS PASSING	3,606	2,810
Sacked/Yards Lost	48/389	57/390
Gross Yards	3,995	3,200
Attempts/Completions	604/322	527/250
Pct. of Completions	53.3	47.4
Had Intercepted	26	28
PUNTS/AVERAGE	108/38.2	99/42.8
Net Punting Average	34.0	36.3
PUNT RET./AVG.	54/8.3	55/4.2
KICKOFF RET./AVG.	63/19.0	65/20.2
INT./AVG. RET.	28/10.6	26/14.7
PENALTIES/YARDS	100/947	93/854
FUMBLES/BALL LOST	35/17	35/16
TOUCHDOWNS	34	36
Rushing	12	8
Passing	19	23
Returns	3	5
EXTRA POINTS/ATTEMPTS	33/34	35/36
FIELD GOALS/ATTEMPTS	23/29	19/28
AVG TIME OF POSSESSION	29:06	31:06

	PASSING	ATT	COMP	YDS	PCT	AVG	T	PCT	PCT	LG	SKS/YDS	RATING
Hogeboom	367	195	2,366	53.1	6.5	7	1.9	14	3.8	68†	26/211	63.7
D. White	233	126	1,580	54.1	6.8	11	4.7	11	4.7	66†	22/178	71.5
Renfro	2	1	49	50.0	24.5	1	50.0	0	0.0	49†	0/0	135.4
Springs	1	0	0	0.0	0.0	0	0.0	0	0.0	0	0/0	39.6
Dorsett	1	0	0	0.0	0.0	0	0.0	1	100.0	0	0/0	0.0
Cowboys	604	322	3,995	53.3	6.6	19	3.2	26	4.3	68†	48/389	66.6
Opponents	527	250	3,200	47.4	6.1	23	4.4	28	5.3	80†	57/390	59.3

RUSHING	ATT	YDS	AVG	LG	TD
Dorsett	302	1,189	3.9	31†	6
Newsome	66	268	4.1	30	5
Springs	68	197	2.9	16	1
D. White	6	21	3.5	8	0
Hogeboom	15	19	1.3	11	0
J. Jones	8	13	1.6	6	0
T. Hill	1	7	7.0	7	0
Donley	2	5	2.5	6	0
Smith	1	-5	-5.0	-5	0

Cowboys	469	1,714	3.7	31†	12
Opponents	510	2,226	4.4	85	8

RECEIVING	NO	YDS	AVG	LG	TD
Cosbie	60	789	13.2	36	4
Hill	58	864	14.9	66†	5
Dorsett	51	459	9.0	68†	1
Springs	46	454	9.9	57†	3
Renfro	35	583	16.7	60†	2
Donley	32	473	14.8	49†	2
Newsome	26	263	10.1	29	0
J. Jones	7	57	8.1	19	1
Cornwell	2	23	11.5	13	1
Harris	1	9	9.0	9	0
Phillips	1	6	6.0	6	0
Pozderac	1	1	1.0	1	0
Carmichael	1	7	7.0	7	0
Smith	1	7	7.0	7	0

Cowboys	322	3,995	12.4	68†	19
Opponents	250	3,200	12.8	80†	23

INTERCEPTIONS	NO	YDS	AVG	LG	TD
Downs	7	126	18.0	27†	1
Thurman	5	81	16.2	43	1
Clarks	3	32	10.7	23	0
Walls	3	12	4.0	12	0
Fellows	3	3	1.0	3	0
Hegman	3	3	1.0	3	0
Lockhart	1	32	32.0	32	0
Scott	1	5	5.0	5	0
Bates	1	3	3.0	3	0
Dickerson	1	0	0.0	0	0

Cowboys	28	297	10.6	43	2
Opponents	26	372	14.3	49†	4

PUNTING	NO	YDS	AVG	TB	IN20	LG	BL	NET
D. White	82	3,151	38.4	8	21	54	0	36.0
Warren	21	799	38.1	3	4	48	0	32.0
Miller	5	173	34.6	0	1	41	0	21.2

Cowboys	108	4,123	38.2	11	25	54	0	34.0
Opp.	99	4,236	42.8	10	23	59	1	36.3

PUNT RETURNS	NO	FC	YDS	AVG	LG	TD
Allen	54	15	446	8.3	18	0
Cowboys	54	15	446	8.3	18	0
Opponents	55	19	230	4.2	19	0

KICKOFF RETURNS	NO	YDS	AVG	LG	TD
Allen	33	666	20.2	34	0
McSwain	20	403	20.2	32	0
Fellows	6	94	15.7	23	0
Salonen	2	30	15.0	22	0
Granger	2	6	3.0	5	0

Cowboys	63	1,199	19.0	34	0
Opponents	65	1,310	20.2	64	0

SCORE BY	1	2	3	4	OT	T
QUARTERS						
Cowboys	65	89	56	95	3	308
Opponents	64	81	91	72	0	308

FIELD GOALS	11-19	20-29	30-39	40-49	50-53
Septien	2-2	6-7	9-9	4-8	2-3
Cowboys	2-2	6-7	9-9	4-8	2-3
Opponents	0-0	8-8	7-9	2-8	2-3

Septien: (31,52),(),(28M,47,51,30),(32,42),
(44,32,23),(52M,35,36),(),(36,27,41),
(19,19,24),(),(42M,35,48M,45B),
(20,47M),(28,23),(32),(),()

Opponents: (31,36),(),(39,39M),(37M),(41M,43M),
(48M,22),(20,22,47M),(49,50,45M),(52),
(40,38,23,27),(49B,30),(),(29,56M),
(23),(31,34,21),()

SCORING	TDR	TDP	TDR1	FG	PAT	S	TP
Septien	0	0	0	23/29	33/34	0	102
Dorsett	6	1	0	0/0	0/0	0	42
T. Hill	0	5	0	0/0	0/0	0	30
Newsome	5	0	0	0/0	0/0	0	30
Cosbie	0	4	0	0/0	0/0	0	24
Springs	1	3	0	0/0	0/0	0	24
Donley	0	2	0	0/0	0/0	0	12
Renfro	0	2	0	0/0	0/0	0	12
Cornwell	0	1	0	0/0	0/0	0	6
Downs	0	0	1a	0/0	0/0	0	6
Jeffcoat	0	0	1b	0/0	0/0	0	6
J. Jones	0	1	0	0/0	0/0	0	6
Thurman	0	0	1c	0/0	0/0	0	6
Dutton	0	0	0	0/0	0/0	1+	2

- a 27 int return vs. New England (11/22)
 - b 0 fumble recovery vs. New Orleans (10/21)
 - c 38 int return @ Philadelphia (12/2)
 - + tackle in end zone @ Philadelphia (12/2)
- * Headen 81 fumble return @ N.Y. Giants (9/9)
R. Brown 5 int. return vs. Green Bay (9/23)
Coleman 49 int. return @ Washington (10/14)
Winston 43 int. return vs. New Orleans (10/21)
Green 32 int return vs. Washington (12/9)

USUAL STARTERS

WR	Tony Hill (11)	LE	Ed Jones
	Doug Donley (4)	LT	John Dutton
LT	Phil Pozderac (7)	RT	Randy White
	Herb Scott (5)	RE	Jim Jeffcoat
	Howard Richards (4)	LLB	Mike Hegman
LG	Glen Tiensoer (12)	MLB	Bob Breunig (8)
	Herb Scott (4)	ELB	Eugene Lockhart (8)
C	Tom Rafferty	RLB	Anthony Dickerson
RG	Jim Cooper (7)	LCB	Everson Walls
RT	Phil Pozderac (7)	RCB	Ron Fellows
RB	Kurt Peterson	SS	Dextor Clinkscale
TE	Doug Cosbie	FS	Michael Downs
WR	Mike Renfro (11)		
	Doug Donley (5)	K	Raphel Septien
QB	Gary Hogeboom (10)	P	Danny White (12)
	Danny White (6)		John Warren (3)
RB	Timmy Newsome (4)	ST	Bill Bates

Pro Bowlers in Bold

1985 ★ DALLAS COWBOYS STATISTICS ★ 1985

STAFF
PLAYERS
2024 SEASON
RECORDS
PLAYOFF RECORDS
1985 STATISTICS
SIDELINES

FIRST PLACE, NFC EAST HEAD COACH: TOM LANDRY

PRESEASON (4-0)			
Date	W/L	Score	Opponent
8/10	W	27-3	GREEN BAY
8/17	W	27-24	@ San Diego (OT)
8/26	W	15-13	CHICAGO
8/31	W	20-10	HOUSTON
REGULAR SEASON (10-6)			
9/9	W	44-14	WASHINGTON
9/15	L	21-26	@ Detroit
9/22	W	20-7	CLEVELAND
9/29	W	17-10	@ Houston
10/6	W	30-29	@ N.Y. Giants
10/13	W	27-13	PITTSBURGH
10/20	L	14-16	@ Philadelphia
10/27	W	24-10	ATLANTA
11/4	L	10-21	@ St. Louis
11/10	W	13-7	@ Washington
11/17	L	0-44	CHICAGO
11/24	W	34-17	PHILADELPHIA
11/28	W	35-17	ST. LOUIS
12/8	L	24-50	@ Cincinnati
12/15	W	28-21	N.Y. GIANTS
12/22	L	16-31	@ San Francisco
1985 DIVISIONAL PLAYOFF			
1/4/86	L	0-20	@ LA Rams

66,351

TEAM STATISTICS

	DALLAS	OPP
FIRST DOWNS	336	312
Rushing	95	98
Passing	208	193
Penalty	33	21
Third Down-Made/Att.	96/227	87/228
Third Down Efficiency	42.3	38.2
Fourth Down-Made/Att.	5/9	7/17
TOTAL NET YARDS	5,602	5,608
Avg. Per Game	350.1	350.5
Total Plays	1,093	1,076
Avg. Per Play	5.1	5.2
NET YARDS RUSHING	1,741	1,853
Avg. Per Game	108.8	115.8
Total Rushes	462	465
Avg. Per Rush	3.8	4.0
NET YARDS PASSING	3,861	3,755
Sacked/Yards Lost	44/375	62/459
Gross Yards	4,236	4,214
Attempts/Completions	587/344	549/279
Pct. of Completions	58.6	50.8
Had Intercepted	25	33
PUNTS/AVERAGE	83/41.4	78/41.3
Net Punting Average	35.3	36.7
PUNT RET./AVG.	40/5.9	44/6.5
KICKOFF RET./AVG.	62/19.5	68/19.3
INT./AVG. RET.	33/8.0	25/12.8
PENALTIES/YARDS	100/759	108/990
FUMBLES/BALL LOST	29/16	24/15
TOUCHDOWNS	43	40
Rushing	11	18
Passing	27	20
Returns	5	2
EXTRA POINTS/ATTEMPTS	42/43	37/40
FIELD GOALS/ATTEMPTS	19/28	18/27
AVG TIME OF POSSESSION	30:34	29:26

RUSHING	ATT	YDS	AVG	LG	TD
Dorsett	305	1,307	4.3	60†	7
Newsome	88	252	2.9	15	2
Hogeboom	8	48	6.0	15	1
D. White	22	44	2.0	21	1
Williams	13	40	3.1	9	0
Lavette	13	34	2.6	10	0
Fowler	7	25	3.6	6	0
J. Jones	1	0	0.0	0	0
Banks	1	-1	-1.0	-1	0
Pelluer	3	-2	-0.7	1	0
Hill	1	-6	-6.0	-6	0
Cowboys	462	1,741	3.8	60†	11
Opponents	465	1,853	4.0	74†	18

RECEIVING	NO	YDS	AVG	LG	TD
Hill	74	1,113	15.0	53†	7
Cosbie	64	793	12.4	42	6
Renfro	60	955	15.9	58†	8
Dorsett	46	449	9.8	56†	3
Newsome	46	361	7.9	24	1
J. Jones	24	179	7.5	35	0
Powe	15	237	16.9	34	0
Cornwell	6	77	12.8	32	1
Fowler	5	24	4.8	10	0
Gonzalez	3	28	9.3	13	0
D. White	1	12	12.0	12†	1
Lavette	1	8	8.0	8	0
Cowboys	344	4,236	12.3	58†	27
Opponents	279	4,214	15.1	70†	20

INTERCEPTIONS	NO	YDS	AVG	LG	TD
Walls	9	31	3.4	19	0
Thurman	5	21	4.2	21†	1
Fellows	4	52	13.0	29	0
Bates	4	15	3.8	8	0
Clinkscale	3	16	5.3	11	0
Downs	3	11	3.7	11	0
Scott	2	26	13.0	26†	1
Jeffcoat	1	65	65.0	65†	1
Lockhart	1	19	19.0	19†	1
Hegman	1	7	7.0	7	0
Cowboys	33	263	8.0	65†	4
Opponents	25	319	12.8	47	2

PUNTING NO	YDS	AVG	TB	INT	LG	BL	NET
Saxon	82	3,396	41.9	10	57	1	35.6
D. White	1	43	43.0	1	0	43	36.0
Cowboys	83	3,439	41.4	11	20	57	35.3
Opp.	78	3,218	41.3	6	23	60	36.7

PUNT RETURNS NO	FC	YDS	AVG	LG	TD	
Bates	22	6	152	6.9	21	0
Gonzalez	15	5	58	3.9	13	0
Banks	3	3	27	9.0	28	0
Cowboys	40	14	237	5.9	28	0
Opponents	44	10	286	6.5	19	0

KICKOFF RETURNS NO	YDS	AVG	LG	TD	
Lavette	34	682	20.1	34	0
Duckett	9	173	19.2	25	0
J. Jones	9	161	17.9	26	0
Williams	6	129	21.5	30	0
Fowler	3	48	16.0	20	0
Powe	1	17	17.0	17	0
Cowboys	62	1,210	19.5	34	0
Opponents	68	1,310	19.3	43	0

PASSING	ATT	COMP	YDS	PCT	ATT	TD	INT	PCT	INT	LG	SKS/YDS	RATING
D. White	450	267	3,157	59.3	7.0	21	4.7	17	3.8	56†	30/257	80.6
Hogeboom	126	70	978	55.6	7.8	5	4.0	7	5.6	58†	14/118	70.8
Pelluer	8	5	47	62.5	5.9	0	0.0	0	0.0	28	0/0	78.7
Hill	1	1	42	100.0	42.0	0	0.0	0	0.0	42	0/0	118.8
J. Jones	2	1	12	50.0	6.0	1	50.0	1	50.0	12†	0/0	68.8
Cowboys	587	344	4,236	58.6	7.2	27	4.6	25	4.3	58†	44/375	78.6
Opponents	549	279	4,214	50.8	7.7	20	3.6	33	6.0	70†	62/459	63.5

SCORE BY QUARTERS	1	2	3	4	OT	T
Cowboys	55	122	78	102	-	357
Opponents	66	73	98	96	-	333

FIELD GOALS 11-19	20-29	30-39	40-49	50+
Septien	1-1	5-5	8-11	4-9
Cowboys	1-1	5-5	8-11	4-9
Opponents	0-0	3-4	10-11	5-11

Septien: (53,39,43),(42M,44M),(39,49M,33), (47M,33M,36M,35,36M),(22,29,31), (47M,38,39),(),(28),(18),(40,50M,36), (),(),(21),(),(29,48,41)

Opponents: (),(34,46,48M),(),(33,37M), (23,37,47),(48,49M,34),(39,33,36), (38,46M,27M),(45M),(49M),(44,46,22), (26),(38,53M),(49M),(),(39)

SCORING	TD	TRP	DTR	FG	PAT	S	TP
Septien	0	0	0	19/28	42/43	0	69
Dorsett	7	3	0	0/0	0/0	0	90
Renfro	0	8	0	0/0	0/0	0	48
Hill	0	7	0	0/0	0/0	0	42
Cosbie	0	6	0	0/0	0/0	0	36
Newsome	2	1	0	0/0	0/0	0	18
D. White	1	1	0	0/0	0/0	0	12
Cornwell	0	1	0	0/0	0/0	0	6
Hogeboom	1	0	0	0/0	0/0	0	6
Jeffcoat	0	0	1a	0/0	0/0	0	6
Lockhart	0	0	1b	0/0	0/0	0	6
Penn	0	0	1c	0/0	0/0	0	6
Scott	0	0	1d	0/0	0/0	0	6
Thurman	0	0	1e	0/0	0/0	0	6
Cowboys	11	27	5	19/28	42/43	0	357
Opponents	8	20	2*	18/27	37/40	1	333

a 65 int return vs. N.Y. Giants (12/15)

b 19 int return vs. Pittsburgh (10/13)

c 46 block punt return @ Cincinnati (12/8)

d 26 int return vs. Washington (9/9)

e 21 int return vs. Washington (9/9)

* Dent 1 int return vs. Chicago (11/17)

Richardson 36 int. return vs. Chicago (11/17)

+ Browner safety @ Cincinnati (12/8)

USUAL STARTERS			
WR	Tony Hill	LE	Ed Jones
LT	Chris Schultz (8)	LT	John Dutton
	Phil Pozderac (7)	RT	Randy White
LG	Glen Tilson	RE	Jim Jeffcoat
C	Tom Rafferty	LLB	Mike Hegman
RG	Kurt Peterson	MLB	Eugene Lockhart
RT	Jim Cooper	RLB	Jeff Rohrer
TE	Doug Cosbie	LCB	Everson Walls
WR	Mike Renfro	RCB	Ron Fellows (11)
QB	Danny White	Victor Scott (3)	
RB	Tony Dorsett	SS	Dextor Clinkscale
FB	Timmy Newsome	FS	Michael Downs
K	Raphael Septien	Pro Bowlers in Bold	
P	Mike Saxon		

1986 ★ DALLAS COWBOYS STATISTICS ★ 1986

THIRD PLACE, NFC EAST HEAD COACH: TOM LANDRY				
PRESEASON (0-5)				
Date	W/L	Score	Opponent	Att.
8/3	L	6-17	Chicago @ London	82,699
8/9	L	0-20	@ San Diego	47,744
8/16	L	19-24	@ LA Raiders	52,153
8/22	L	28-41	PITTSBURGH	54,299
8/30	L	14-17	HOUSTON	62,239
REGULAR SEASON (7-9)				
9/8	W	31-28	N.Y. GIANTS	59,804
9/14	W	31-7	@ Detroit	73,812
9/21	L	35-37	ATLANTA	62,880
9/29	W	31-7	@ St. Louis	49,077
10/5	L	14-29	@ Denver	76,082
10/12	W	30-6	WASHINGTON	63,264
10/19	W	17-14	@ Philadelphia	68,572
10/26	W	37-6	ST. LOUIS	60,756
11/2	L	14-17	@ N.Y. Giants	74,871
11/9	L	13-17	LA RAIDERS	61,706
11/16	W	24-21	@ San Diego	55,622
11/23	L	14-41	@ Washington	55,642
11/27	L	14-31	SEATTLE	58,023
12/7	L	10-29	@ LA Rams	64,949
12/14	L	21-23	PHILADELPHIA	46,117
12/21	L	10-24	CHICAGO	57,256

TEAM STATISTICS		DALLAS	OPP
FIRST DOWNS	325	286
Rushing	98	118
Passing	199	148
Penalty	28	20
Third Down-Made/Att.	80/213	89/226
Third Down Efficiency	37.5	39.4
Fourth Down-Made/Att.	6/14	4/7
TOTAL NET YARDS	5,474	4,985
Avg. Per Game	342.2	311.6
Total Plays	1,054	1,017
Avg. Per Play	5.2	4.9
NET YARDS RUSHING	1,969	2,200
Avg. Per Game	123.1	137.5
Total Rushes	447	500
Avg. Per Rush	4.4	4.4
NET YARDS PASSING	3,505	2,785
Sacked/Yards Lost	60/498	53/364
Gross Yards	4,003	3,149
Attempts/Completions	547/319	464/226
Pct. of Completions	58.3	48.7
Had Intercepted	24	17
PUNTS/AVERAGE	87/40.2	87/41.6
Net Punting Average	34.5	36.6
PUNT RET./AVG.	46/5.5	41/7.3
KICKOFF RET./AVG.	59/20.5	66/20.6
INT./AVG. RET.	17/10.8	24/13.8
PENALTIES/YARDS	111/931	90/817
FUMBLES/BALL LOST	44/17	29/18
TOUCHDOWNS	43	41
Rushing	21	17
Passing	21	21
Returns	1	3
EXTRA POINTS/ATTEMPTS	43/45	39/41
FIELD GOALS/ATTEMPTS	15/21	16/30
AVG TIME OF POSSESSION	31:14	28:46

RUSHING	ATT	YDS	AVG	LG	TD
Dorsett	184	748	4.1	33	5
Walker	151	737	4.9	84	12
Pelluer	41	255	6.2	21	1
Newsome	34	110	3.2	13	2
Collier	6	53	8.8	21	0
Clack	4	19	4.8	8	0
D. White	8	16	2.0	10	1
Sherrard	2	11	5.5	8	0
Cosbie	1	9	9.0	9	0
Lavette	10	6	0.6	5	0
Fowler	6	5	0.8	2	0
Cowboys	447	1,969	4.4	84	21
Opponents	500	2,200	4.4	50	17

RECEIVING	NO	YDS	AVG	LG	TD
Walker	76	837	11.0	84	2
Hill	49	770	15.7	63	3
Newsome	48	421	8.8	30	3
Sherrard	41	744	18.2	68	5
Cosbie	28	312	11.1	22	1
Dorsett	25	267	10.7	36	1
Renfro	22	325	14.8	30	3
Banks	17	202	11.9	23	0
Chandler	6	57	9.5	15	2
Lavette	5	31	6.2	9	1
Fowler	1	19	19.0	19	0
Clack	1	18	18.0	18	0
Cowboys	319	4,003	12.6	84	21
Opponents	232	3,149	13.6	71	21

INTERCEPTIONS	NO	YDS	AVG	LG	TD
Downs	6	54	9.0	31	0
Fellows	5	46	9.2	34	1
Walls	3	46	15.3	24	0
Scott	1	31	31.0	31	0
Lockhart	1	5	5.0	5	0
Holloway	1	1	1.0	1	0
Cowboys	17	183	10.8	34	1
Opponents	24	313	13.8	56	2

PUNTING	NO	YDS	AVG	TB	IN20	LG	BL	NET
Saxon	87	3,498	40.2	10	28	58	1	34.5
Cowboys	87	3,498	40.2	10	28	58	1	34.5
Opp.	87	3,620	41.6	9	17	62	1	36.6

PUNT RETURNS	NO	FC	YDS	AVG	LG	TD
Banks	27	14	160	5.9	20	0
Lavette	18	3	92	5.1	28	0
Holloway	1	0	0	0.0	0	0
Cowboys	46	17	252	5.5	28	0
Opponents	41	14	301	7.3	26	0

KICKOFF RETURNS	NO	YDS	AVG	LG	TD
Lavette	36	699	19.4	37	0
Clack	19	421	22.2	51	0
Newsome	2	32	16.0	18	0
Banks	1	56	56.0	56	0
Tuinei	1	0	0.0	0	0
Cowboys	59	1,208	20.5	56	0
Opponents	66	1,358	20.6	38	0

PASSING	ATT	COMP	YDS	PCT	ATT	TD	INT	PCT	INT	LG	SKS/YDS	RATING
Pelluer	378	215	2,727	56.9	7.2	8	2.1	17	4.5	84	47/362	67.9
D. White	153	95	1,157	62.1	7.6	12	7.8	5	3.3	63	10/98	97.9
Collier	15	8	96	53.3	6.4	1	6.7	2	13.3	27	3/38	55.8
Renfro	1	1	23	100.0	23.0	0	0.0	0	0.0	23	0/0	118.8
Cowboys	547	319	4,003	58.3	7.3	21	3.8	24	4.4	84	60/498	75.7
Opponents	464	226	3,149	48.7	6.8	21	4.5	17	3.7	71	53/364	70.8

SCORE BY QUARTERS	1	2	3	4	OT	T
Cowboys	61	105	62	118	-	346
Opponents	44	136	74	83	-	337

FIELD GOALS	11-19	20-29	30-39	40-49	50+
Septien	0-0	4-5	6-7	4-7	1-2
Cowboys	0-0	4-5	6-7	4-7	1-2
Opponents	1-1	4-5	5-8	5-7	1-9

Septien: (35),(27),(,)(32,42M),(,)(21,37,36),(38), (44,43,47),(33M,42M,63M),(20,44M,20), (33,28M),(,)(,)(48),(,)(50)
Opponents: (36M),(,)(47,33,56M,52B,18),(42B),(,)(50M,51M,37M),(50M,31M),(35,36), (25,51M),(45),(44M,55M),(50M,25,41), (42,26M),(37,27),(26,50,40),(31)

SCORING	TDR	TDP	TDR1	FG	PAT	S	TP
Septien	0	0	0	15/21	43/43	0	88
Walker	12	2	0	0/0	0/0	0	84
Dorsett	5	1	0	0/0	0/0	0	36
Newsome	2	3	0	0/0	0/0	0	30
Sherrard	0	5	0	0/0	0/0	0	30
Hill	0	3	0	0/0	0/0	0	18
Renfro	0	3	0	0/0	0/0	0	18
Chandler	0	2	0	0/0	0/0	0	12
Cosbie	0	1	0	0/0	0/0	0	6
Fellows	0	0	1a	0/0	0/0	0	6
Lavette	0	1	0	0/0	0/0	0	6
Pelluer	1	0	0	0/0	0/0	0	6
D. White	1	0	0	0/0	0/0	0	6
Cowboys	21	21	3*	15/21	43/43	0	346
Opponents	17	21	3*	16/30	39/41	2	337

- a 34 int return @ St. Louis (9/29)
- * Pts 22 fumble return vs. Atlanta (9/21)
- Butler 33 int return vs. Atlanta (9/21)
- Irvine 50 int return @ LA Rams (12/7)
- + R. Jones safety @ Denver (10/5)
- Jeter safety @ LA Rams (12/7)

USUAL STARTERS			
WR	Tony Hill	LE	Ed Jones
LT	Mark Tuinei (11)	RT	John Dutton
	Phil Zoderac (3)	LT	Randy White
LG	Glen Tilterson	RE	Jim Jeffcoat
C	Tom Rafferty	LLB	Mike Hegman
RG	Crawford Ker	MLB	Eugene Lockhart
RT	Jim Cooper (9)	RLB	Jeff Rohrer
	Phil Zoderac (7)	LCB	Everson Walls
TE	Doug Cosbie	RCB	Ron Fellows
WR	Mike Renfro (6)	SS	Bill Bates
	Gordon Banks (5)	FS	Michael Downs
	Mike Sherrard (4)		
QB	Steve Pelluer (9)	K	Raphel Septien
	Danny White (6)	P	Mike Saxon
RB	Tony Dorsett (12)	Pro Bowlers in Bold	
	Herschel Walker (4)		
FB	Timmy Newsome (12)		
	Herschel Walker (4)		

1987 ★ DALLAS COWBOYS STATISTICS ★ 1987

STAFF PLAYERS RECORDS STATISTICS SIDELINES

SECOND PLACE, NFC EAST
HEAD COACH: TOM LANDRY

PRESEASON (1-3)

Date	W/L	Score	Opponent	Att.
8/15	L	0-29	@ San Diego	48,020
8/22	W	13-3	@ San Francisco	57,598
8/30	L	10-34	LA RAIDERS	46,666
9/5	L	13-18	HOUSTON	47,043

REGULAR SEASON (7-8)

Date	W/L	Score	Opponent	Att.
9/13	L	13-24	@ St. Louis	47,241
9/20	W	16-14	@ N.Y. Giants	73,426
9/27			BUFFALO	Canceled
10/4	W	38-24	@ N.Y. Jets	12,370
10/11	W	41-22	PHILADELPHIA	60,622
10/19	L	7-13	WASHINGTON	40,415
10/25	L	20-37	@ Philadelphia	61,630
11/2	W	33-24	N.Y. GIANTS	55,730
11/8	L	17-27	@ Detroit	45,325
11/15	W	23-17	@ New Eng. (OT)	60,567
11/22	L	14-20	MIAMI	56,519
11/26	L	38-44	MINNESOTA (OT)	54,229
12/6	L	10-21	ATLANTA	40,013
12/13	L	20-24	@ Washington	54,822
12/21	W	29-21	LA Rams	60,700
12/27	W	21-16	ST. LOUIS	36,788

TEAM STATISTICS DALLAS OPP

FIRST DOWNS	293	294
Rushing	93	85
Passing	176	175
Penalty	24	34
Third Down-Made/Att.	86/222	96/223
Third Down Efficiency	38.3	43.1
Fourth Down-Made/Att.	3/9	6/14
TOTAL NET YARDS	5,056	5,061
Avg. Per Game	337.1	337.4
Total Plays	1,017	1,012
Avg. Per Play	5.0	5.0
NET YARDS RUSHING	1,865	1,617
Avg. Per Game	124.3	107.8
Total Rushes	465	459
Avg. Per Rush	4.0	3.5
NET YARDS PASSING	3,191	3,444
Sacked/Yards Lost	52/403	51/337
Gross Yards	3,594	3,781
Attempts/Completions	500/288	502/269
Pct. of Completions	57.6	53.6
Had Intercepted	20	23
PUNTS/AVERAGE	84/39.6	75/40.6
Net Punting Average	33.7	34.0
PUNT RET./AVG.	41/8.6	45/8.4
KICKOFF RET./AVG.	64/20.2	65/19.7
INT./AVG. RET.	23/9.0	20/14.0
PENALTIES/YARDS	131/1,091	100/851
FUMBLES/BALL LOST	30/20	29/20
TOUCHDOWNS	38	42
Rushing	17	19
Passing	19	21
Returns	2	2
EXTRA POINTS/ATTEMPTS	37/37	39/41
FIELD GOALS/ATTEMPTS	25/29	19/29
AVG TIME OF POSSESSION	31:01	29:28

SCORE BY QUARTERS

	1	2	3	4	OT	T
Cowboys	71	108	78	77	6	340
Opponents	84	68	79	111	6	348

PASSING	ATT	COMP	YDS	PCT	AVG	PCT	PCT	LG	RATING
D. White	362	215	2,617	59.4	7.2	12	3.3	17	4.7
Pelluer	101	55	642	54.5	6.4	3	3.0	2	2.0
Sweeney	28	14	291	50.0	10.4	4	14.3	1	3.6
Snyder	9	4	44	44.4	4.9	0	0.0	0	0.0
Cowboys	500	288	3,594	57.6	7.2	19	3.8	20	4.0
Opponents	502	269	3,781	53.6	7.5	21	4.2	23	4.6

RUSHING

	ATT	YDS	AVG	LG	TD
Walker	209	891	4.3	60	7
Dorsett	130	456	3.5	24	1
Pelluer	25	142	5.7	21	1
Blount	46	125	2.7	15	3
Newsome	25	121	4.8	24	2
Edwards	2	61	30.5	62	1
Adams	7	49	7.0	27	1
D. White	10	14	1.4	8	1
Sweeney	5	8	1.6	5	0
E.J. Jones	2	7	3.5	5	0
Snyder	2	0	0.0	0	0
G. White	1	-4	-4.0	-4	0
Cosbie	1	-5	-5.0	-5	0
Cowboys	465	1,865	4.0	62	17
Opponents	459	1,617	3.5	52	19

RECEIVING

	NO	YDS	AVG	LG	TD
Walker	60	715	11.9	44	1
Renfro	46	662	14.4	43	4
Cosbie	36	421	11.7	30	3
Edwards	34	521	15.3	38	3
Newsome	34	274	8.1	30	2
Dorsett	19	177	9.3	33	1
Banks	15	231	15.4	34	1
Barksdale	12	165	13.8	22	1
Burbage	7	168	24.0	77	2
Martin	5	103	20.6	33	0
G. White	5	46	9.2	14	0
Chandler	5	25	5.0	9	1
E.J. Jones	3	16	5.3	10	0
Spivey	2	34	17.0	25	0
C. Scott	1	11	11.0	11	0
Adams	1	8	8.0	8	0
Fowler	1	6	6.0	6	0
Lavette	1	6	6.0	6	0
Blount	1	5	5.0	5	0
Cowboys	288	3,594	12.5	77	19
Opponents	269	3,781	14.1	62	21

INTERCEPTIONS

	NO	YDS	AVG	LG	TD
Walls	5	38	7.6	30	0
Downs	4	56	14.0	27	0
Bates	3	28	9.3	28	0
Haynes	3	7	2.3	7	0
Francis	2	18	9.0	18	1
Jeffcoat	1	26	26.0	26	1
Penn	1	21	21.0	21	0
Lockhart	1	13	13.0	13	0
Scott	1	1	1.0	1	0
Green	1	0	0.0	0	0
R. White	1	0	0.0	0	0
Cowboys	23	208	9.0	30	2
Opponents	20	279	14.0	69	0

PUNTING NO YDS AVG TB IN20 LG BL NET

Saxon	68	2,685	39.5	5	20	63	0	34.2
Sawyer	16	639	39.9	1	3	54	0	31.4
Cowboys	84	3,324	39.6	6	23	63	0	33.7
Opp.	75	3,042	40.6	7	14	64	1	30.0

PUNT RETURNS NO FC YDS AVG LG TD

Martin	22	2	216	9.8	38	0
Edwards	8	1	75	9.4	13	0
Banks	5	1	33	6.6	12	0
Burbage	5	1	29	5.8	13	0
Livingston	1	0	0	0.0	0	0
Cowboys	41	5	353	8.6	38	0
Opponents	45	17	376	8.4	78	0

KICKOFF RETURNS NO YDS AVG LG TD

Clack	29	635	21.9	48	0
Martin	12	237	19.8	38	0
Edwards	7	155	22.1	32	0
Adams	6	113	18.8	27	0
Lavette	4	72	18.0	22	0
Spivey	2	49	24.5	29	0
Newsome	2	22	11.0	12	0
Chandler	1	7	7.0	7	0
Borresen	1	5	5.0	5	0
Cowboys	64	1,295	20.2	48	0
Opponents	65	1,281	19.7	45	0

FIELD GOALS 11-19 20-29 30-39 40-49 50+

Ruzek	0-0	8-8	6-7	8-10	0-0
Zendejas	0-0	0-0	1-1	1-2	1-1
Cowboys	0-0	8-8	7-8	9-12	1-1
Opponents	2-2	5-6	8-10	4-11	0-0

Ruzek: (22,29),(46,42,28),(0,0,0,0),(23,49B,25)
(34,49,40,35),(38,36M),(20),(0),(38),(44),
(22,43M,37),(24,42,44,47,37,0)
Zendejas: (0,0,0),(33),(49M,40,50),(0,0,0,0,0,0),
(0,0,0,0,0)
Opponents: (23),(46M),(0),(20),(40,38M),
(19,43M,39),(46,28M,45,21),(35),(33,36M),
(35M,41),(26,48M,33),(44B,47M,33,40,19),
(,31),(47M),(32,28,37)

SCORING TDR TDP TDR1 FG PAT S TP

Ruzek	0	0	0	22/25	26/26	0	92
Walker	7	1	0	0/0	0/0	0	48
Edwards	1	3	0	0/0	0/0	0	24
Newsome	2	2	0	0/0	0/0	0	24
Renfro	0	4	0	0/0	0/0	0	24
Zendejas	0	0	0	3/4	10/10	0	19
Blount	3	0	0	0/0	0/0	0	18
Cosbie	0	3	0	0/0	0/0	0	18
Burbage	0	2	0	0/0	0/0	0	12
Dorsett	1	1	0	0/0	0/0	0	12
Adams	1	0	0	0/0	0/0	0	6
Banks	0	1	0	0/0	0/0	0	6
Barksdale	0	1	0	0/0	0/0	0	6
Chandler	0	1	0	0/0	0/0	0	6
Francis	0	0	1a	0/0	0/0	0	6
Jeffcoat	0	0	1b	0/0	0/0	0	6
Pelluer	1	0	0	0/0	0/0	0	6
D. White	1	0	0	0/0	0/0	0	6
Brady	0	0	0	0/0	1/1	0	1
Cowboys	17	19	2	25/29	37/37	0	340
Opponents	19	21	2*	19/29	39/41	0	348

a 18 int return @ New England (11/15)
b 26 int return vs N.Y. Giants (11/2)

* Harper 78 punt return @ N.Y. Jets (10/4)
R. Moore 20 fumble return vs Atlanta (12/6)

USUAL STARTERS

WR	Kevin Edwards (9)	LE	Ed Jones
	Gordon Banks (4)	LT	Kevin Brooks (12)
LT	Mark Tuinei (8)	MLB	Mike Dwyer (3)
	Daryle Smith (7)	RT	Randy White
LG	Nate Newton (11)	RE	Jim Jeffcoat
	Sal Caserio (3)	LLB	Mike Hegman (10)
C	Tom Rafferty (12)	RCB	Dale Jones (3)
	Mike Zentis (3)	MLB	Eugene Lockhart (9)
RG	Crawford Ker (12)		Russ Swan (3)
	Bob White (3)	RLB	Jeff Rohrer (12)
RT	Kevin Gogan (10)		Chris Dullbin (3)
	Steve Cisowski (3)	LCB	Everson Walls
TE	Doug Cosbie (12)	RCB	Ron Francis (11)
	Rich Borresen (3)		Robert Williams (3)
WR	Mike Renfro	SS	Bill Bates (10)
QB	Danny White (9)		Tommy Haynes (13)
	Steve Pelluer (4)	FS	Michael Downs (12)
RB	Herschel Walker (7)		Alex Green (3)
	Tony Dorsett (6)		
FB	Timmy Newsome (8)	K	Roger Ruzek
	Gerald White (3)	P	Mike Saxon (13)
	Herschel Walker (3)		Buzz Sawyer (3)

Pro Bowlers in Bold

1988 ★ DALLAS COWBOYS STATISTICS ★ 1988

FIFTH PLACE, NFC EAST
HEAD COACH: TOM LANDRY

PRESEASON (2-2)

Date	W/L	Score	Opponent	Att.
8/6	L	21-24	@ San Diego	40,110
8/13	W	27-17	@ LA Raiders	40,774
8/22	W	17-9	CHICAGO	47,796
8/27	L	10-54	HOUSTON	48,400

REGULAR SEASON (3-13)

W/L	Score	Opponent	Att.
9/4	L	21-24	@ Pittsburgh
9/12	W	17-14	@ Phoenix
9/18	L	10-12	N.Y. GIANTS
9/25	W	26-20	ATLANTA
10/3	L	17-20	@ New Orleans
10/9	L	17-35	WASHINGTON
10/16	L	7-17	@ Chicago
10/23	L	23-24	@ Philadelphia
10/30	L	10-16	PHOENIX
11/6	L	21-29	@ N.Y. Giants
11/13	L	3-43	MINNESOTA
11/20	L	24-38	CINCINNATI
11/24	L	17-25	HOUSTON
12/4	L	21-24	@ Cleveland
12/11	W	24-17	@ Washington
12/18	L	7-23	PHILADELPHIA

TEAM STATISTICS	DALLAS	OPP
FIRST DOWNS	311	297
Rushing	112	93
Passing	175	180
Penalty	24	24
Third Down-Made/Att.	84/217	89/226
Third Down Efficiency	38.7	39.4
Fourth Down-Made/Att.	7/16	4/11
TOTAL NET YARDS	5,483	5,414
Avg. Per Game	342.7	338.4
Total Plays	1,059	1,023
Avg. Per Play	5.2	5.3
NET YARDS RUSHING	1,995	1,858
Avg. Per Game	124.7	116.1
Total Rushes	469	454
Avg. Per Rush	4.3	4.1
NET YARDS PASSING	3,488	3,556
Sacked/Yards Lost	35/239	46/327
Gross Yards	3,727	3,883
Attempts/Completions	555/307	523/264
Pct. of Completions	55.3	50.5
Had Intercepted	27	10
PUNTS/AVERAGE	80/40.9	86/41.6
Net Punting Average	34.2	36.0
PUNT RET./AVG.	45/8.0	37/6.5
KICKOFF RET./AVG.	69/20.4	56/18.9
INT./AVG. RET.	10/6.7	27/11.6
PENALTIES/YARDS	141/1,148	92/772
FOULS/BALL LOST	22/13	24/9
TOUCHDOWNS	32	44
Rushing	10	13
Passing	21	30
Returns	1	1
EXTRA POINTS/ATTEMPTS	32/32	41/44
FIELD GOALS/ATTEMPTS	13/25	24/29
AVG TIME OF POSSESSION	30:41	29:19

PASSING	ATT	COMP	YDS	PCT	AVG	PCT	PCT	LG	SKS/YDS	RATING
Pelluer	435	245	3,139	56.3	7.2	17	3.9	19	4.4	73.9
Sweeney	78	33	314	42.3	4.0	3	3.9	5	6.4	40.2
D. White	42	29	274	69.1	6.5	1	2.4	3	7.1	65.0
COWBOYS	555	307	3,727	55.3	6.7	21	3.8	27	4.9	61.1
Opponents	523	264	3,883	50.5	7.4	30	5.7	10	1.9	73.1

RUSHING	ATT	YDS	AVG	LG	TD
Walker	361	1,514	4.2	38	5
Pelluer	51	314	6.2	27	2
Newsome	32	75	2.3	8	3
Clack	11	54	4.9	17	0
Sweeney	6	34	5.7	10	0
Fowler	3	6	2.0	4	0
Irvin	1	2	2.0	2	0
Martin	4	-4	-1.0	11	0
Cowboys	469	1,995	4.3	38	10
Opponents	454	1,858	4.1	51	13

RECEIVING	NO	YDS	AVG	LG	TD
Alexander	54	788	14.6	50	6
Walker	53	505	9.5	50	2
Martin	49	622	12.7	35	3
Irvin	32	654	20.4	61	5
Newsome	30	236	7.9	32	0
Chandler	18	186	10.3	29	1
Clack	17	126	7.4	18	1
Gay	15	205	13.7	25	1
Cosbie	12	112	9.3	21	0
Fowler	10	64	6.4	13	0
Folsom	9	84	9.3	20	2
Edwards	5	93	18.6	27	0
Burbage	2	50	25.0	41	0
Newton	1	2	2.0	2	0
Cowboys	307	3,727	12.1	61	21
Opponents	264	3,883	14.7	73	30

INTERCEPTIONS	NO	YDS	AVG	LG	TD
Williams	2	18	9.0	12	0
Downs	2	3	1.5	3	0
Walls	2	0	0.0	0	0
Francis	1	29	29.0	29	0
Noonan	1	17	17.0	17	1
Bates	1	0	0.0	0	0
Hendrix	1	0	0.0	0	0
Cowboys	10	67	6.7	29	1
Opponents	27	314	11.6	66	0

PUNTING	NO	YDS	AVG	TB	IN20	LG	BL	NET
Saxon	80	3,271	40.9	15	24	55	0	34.2
Cowboys	80	3,271	40.9	15	24	55	0	34.2
Opp.	86	3,574	41.6	6	19	70	0	36.0

PUNT RETURNS	NO	FC	YDS	AVG	LG	TD
Martin	44	15	360	8.2	21	0
Walls	1	0	0	0.0	0	0
Cowboys	45	15	360	8.0	21	0
Opponents	37	15	239	6.5	18	0

KICKOFF RETURNS	NO	YDS	AVG	LG	TD
Clack	32	690	21.6	40	0
Burbage	20	448	22.4	53	0
Martin	12	210	17.5	31	0
Higgs	2	31	15.5	17	0
Smith	2	24	12.0	13	0
B. White	1	7	7.0	7	0
Cowboys	69	1,410	20.2	53	0
Opponents	56	1,060	18.9	44	0

SCORE BY	1	2	3	4	OT	T
QUARTERS						
Cowboys	71	47	64	83	-	265
Opponents	80	125	74	102	-	381

FIELD GOALS	11-19	20-29	30-39	40-49	50+
Zendejas	0-0	0-0	0-0	1-3	0-0
Ruzek	0-0	4-5	4-7	3-7	1-3
Cowboys	0-0	4-5	4-7	4-10	1-3
Opponents	0-0	9-9	8-9	6-10	1-1

Zendejas: (49M),(47,49M),(0,0),(0,0),(0,0),(0,0),(0,0),(0,0)

Ruzek: (0,0),(41,28M),(43M,24),(39M,39),(45,53M),(42M,35M),(26,34,30),(39),(0,50),(44),(29),(48B,50M),(22,47M,37M),(0)

Opponents: (32,46M),(40M),(32),(43,24),(27,49),(40M),(21,42M),(39),(32),(37,50,47),(39,27),(41),(28,49,47,22),(25),(41),(37,35M,27,27)

SCORING	TDR	TDP	TDRt	FG	PAT	S	TP
Ruzek	0	0	0	12/22	27/27	0	63
Walker	5	2	0	0/0	0/0	0	46
Alexander	0	6	0	0/0	0/0	0	32
Irvin	0	5	0	0/0	0/0	0	30
Martin	0	3	0	0/0	0/0	0	18
Newsome	3	0	0	0/0	0/0	0	18
Folsom	0	2	0	0/0	0/0	0	12
Pelluer	2	0	0	0/0	0/0	0	12
Noonan	0	0	1a	0/0	0/0	1#	8
Zendejas	0	0	0	1/3	5/5	0	8
Chandler	0	1	0	0/0	0/0	0	6
Clack	0	1	0	0/0	0/0	0	6
Gay	0	1	0	0/0	0/0	0	6
Cowboys	10	21	1	13/25	32/32	1	265
Opponents	13	30	1*	24/29	41/44	2a	381

a 17 int return vs. Atlanta (9/25)

safety vs. Atlanta (9/25)

* H. Thomas 2 fumble return vs. Minnesota (11/13)

& Collins safety vs. N.Y. Giants (9/18)

Doleman/Baker safety vs. Minnesota (11/13)

USUAL STARTERS

WR	Ray Alexander	LE	Ed Jones
LT	Dave Widell (8)	LT	Kevin Brooks
	Daryle Smith (4)	RT	Danny Noonan
	Mark Tuinei (4)	RE	Jim Jeffcoat
LG	Nate Newton	LLB	Ron Burton
C	Tom Rafferty	MLB	Eugene Lockhart
RG	Crawford Ker	RLB	Garry Cobb
RT	Kevin Gogan	LCB	Everson Walls
TE	Thorton Chandler (12)	RCB	Robert Williams
	Doug Cosbie (4)	SS	Bill Bates
WR	Michael Irvin (10)	FS	Michael Downs
	Kevin Martin (6)		
QB	Steve Pelluer	P	Roger Ruzek
RB	Herschel Walker	K	Mike Saxon
FB	Timmy Newsome (8)		
	Todd Fowler (6)		

Pro Bowlers in Bold

1989 ★ DALLAS COWBOYS STATISTICS ★ 1989

STAFF

PLAYERS

2024 SEASON

RECORDS

PLAYOFF RECORDS

1989 STATISTICS

SIDELINES

FIFTH PLACE, NFC EAST			
HEAD COACH: JIMMY JOHNSON			
PRESEASON (3-1)			
Date	W/L	Score	Opponent
8/13	W	20-3	@ San Diego
8/19	W	27-20	@ LA Raiders
8/26	L	21-24	@ Denver (OT)
9/2	W	30-28	HOUSTON
REGULAR SEASON (11-15)			
9/10	L	0-28	@ New Orleans
9/17	L	21-27	@ Atlanta
9/24	L	7-30	WASHINGTON
10/1	L	13-30	N.Y. Giants
10/8	L	13-31	@ Green Bay
10/15	L	14-31	SAN FRANCISCO
10/22	L	28-36	@ Kansas City
10/29	L	10-19	PHOENIX
11/5	W	13-3	@ Washington
11/12	L	20-24	@ Phoenix
11/19	L	14-17	MIAMI
11/23	L	0-27	PHILADELPHIA
12/3	L	31-35	LA RAMS
12/10	L	10-20	@ Philadelphia
12/16	L	0-15	@ N.Y. Giants
12/24	L	10-20	GREEN BAY

RUSHING	ATT	YDS	AVG	LG	TD
Palmer	112	446	4.0	63t	2
Aikman	38	302	7.9	25t	0
Walker	81	246	3.0	20t	2
Johnston	67	212	3.2	13	0
Sargent	20	87	4.4	43	1
Clack	14	40	2.9	17	2
Dixon	3	30	10.0	13	0
Walsh	6	16	2.7	14	0
Tautalatasi	6	15	2.5	6	0
Shepard	3	12	4.0	12	0
Irvin	1	6	6.0	6	0
Saxon	1	1	1.0	1	0
Bates	1	0	0.0	0	0
Scott	2	-4	-2.0	-1	0
Cowboys	355	1,409	4.0	63t	7
Opponents	543	1,991	3.7	25	17

RECEIVING	NO	YDS	AVG	LG	TD
Martin	46	644	14.0	46	2
Folsom	28	265	9.5	26	2
Irvin	26	378	14.5	65t	2
Dixon	24	477	19.9	75t	2
Walker	22	261	11.9	52	1
Shepard	18	268	14.9	37t	1
Tautalatasi	17	157	9.2	23	0
Burbage	17	134	7.9	15	0
Palmer	17	93	5.5	13	0
Johnston	16	133	8.3	28	3
Scott	9	63	7.0	12	0
Ford	7	78	11.1	21	1
Sargent	6	50	8.3	21	0
Jennings	6	47	7.8	14	0
Clack	4	69	17.3	44	0
Alexander	1	16	16.0	16	0
Ruzek	1	4	4.0	4	0
Aikman	1	-13	-13.0	-13	0
Cowboys	266	3,124	11.7	75t	14
Opponents	301	3,748	12.5	79t	21

INTERCEPTIONS	NO	YDS	AVG	LG	TD
Lockhart	2	14	7.0	12	0
Bates	1	18	18.0	18	0
Allbritton	1	3	3.0	3	0
Francis	1	2	2.0	2	0
Burton	1	0	0.0	0	0
Horton	1	0	0.0	0	0
Cowboys	7	37	5.3	18	0
Opponents	27	396	14.7	53t	3

PUNTING NO	YDS	AVG	TB	INT	LG	BL	NET
Saxon	81	3,233	40.9	6	19	56	2 34.3
Ruzek	1	28	28.0	0	0	28	0 28.0
Cowboys	82	3,261	39.8	6	19	56	2 34.2
Opp.	73	2,911	39.9	7	28	58	0 35.3

PUNT RETURNS NO	FC	YDS	AVG	LG	TD	
Shepard	24	1	160	6.7	17	0
Martin	4	5	32	8.0	12	0
Burbage	3	5	5	1.7	5	0
Cowboys	31	11	197	6.4	17	0
Opponents	38	17	334	8.8	56t	1

KICKOFF RETURNS NO	YDS	AVG	LG	TD	
Dixon	47	1,181	25.1	97t	1
Shepard	19	394	20.7	32	0
Clack	3	56	18.7	24	0
Burbage	3	55	18.3	22	0
Ankrum	2	6	3.0	5	0
Tautalatasi	1	9	9.0	9	0
Chandler	1	8	8.0	8	0
Sargent	1	0	0.0	0	0
Cowboys	77	1,709	22.2	97t	1
Opponents	46	853	18.5	34	0

FIELD GOALS 11-19	20-29	30-39	40-49	50+	
Zendejas	0-0	1-1	1-1	3-5	0-2
Ruzek	1-1	1-1	2-4	1-4	0-1
Cowboys	1-1	2-2	3-5	4-9	0-0
Opponents	0-0	1-2	11-13	5-10	0-3

Ruzek: (0,0,0),(19,53M,33),(46M),(43B,48M),(0),(31M,37),(35M,20,43),(0,0,0),(0,0,0,0,0,0)
 Zendejas: (0,0,0),(0,0,0),(0,0,0),(32,39),(52M,53M),(45M),(47),(42M,47),(0,(441)
 Opponents: (1,(28,48M,38),(26,37,33),(37,32,27),(26,46M,37M),(31),(43,27),(40,25,31,42),(45M,35),(44B,41B,45),(23),(36,38),(0),(30B,29,46),(33,22,26),(28,24)

SCORING	TDR	TDP	TDR	FG	PAT	S	TP
Ruzek	0	0	0	5/11	14/15	0	29
Zendejas	0	0	0	5/9	10/10	0	25
Dixon	0	2	1a	0/0	0/0	0	18
Johnston	0	3	0	0/0	0/0	0	18
Walker	2	1	0	0/0	0/0	0	18
Clack	2	0	0	0/0	0/0	0	12
Folsom	0	2	0	0/0	0/0	0	12
Irvin	0	2	0	0/0	0/0	0	12
Martin	0	2	0	0/0	0/0	0	12
Palmer	2	0	0	0/0	0/0	0	12
Del Rio	0	0	1b	0/0	0/0	0	6
Ford	0	1	0	0/0	0/0	0	6
Jeffcoat	0	0	1c	0/0	0/0	0	6
Lockhart	0	0	1d	0/0	0/0	0	6
Sargent	1	0	0	0/0	0/0	0	6
Shepard	0	1	0	0/0	0/0	0	6
Cowboys	7	14	4	10/20	24/25	0	204
Opponents	17	21	6*	28/35	43/44	1	393

- a 97 kickoff return @ Kansas City (10/22)
- b 57 fumble return vs. Green Bay (12/24)
- c 77 fumble return vs. Washington (9/24)
- d 40 fumble return @ Green Bay (10/8)

- * Shepard 56 punt return @ New Orleans (9/10)
- Butler 29 fumble return @ Atlanta (9/17)
- Walton 29 int return vs. Washington (9/24)
- Jackson 62 FG return vs. San Francisco (10/15)
- Zordich 16 int return vs. Phoenix (10/29)
- McDonald 53 int. return @ Phoenix (11/12)
- # McGovern blk punt in end zone @ KC (10/22)

TEAM STATISTICS	DALLAS	OPP
FIRST DOWNS	246	321
Rushing	78	116
Passing	145	183
Penalty	23	22
Third Down-Made/Att.	62/187	106/229
Third Down Efficiency	33.2	46.3
Fourth Down-Made/Att.	8/19	7/12
TOTAL NET YARDS	4,294	5,556
Avg. Per Game	268.4	347.3
Total Plays	898	1,060
Avg. Per Play	4.8	5.2
NET YARDS RUSHING	1,409	1,991
Avg. Per Game	88.1	124.4
Total Rushes	355	543
Avg. Per Rush	4.0	3.7
NET YARDS PASSING	2,885	3,565
Sacked/Yards Lost	30/239	29/183
Gross Yards	3,124	3,748
Attempts/Completions	513/266	488/301
Pct. of Completions	51.9	61.7
Had Intercepted	27	7
PUNTS/AVERAGE	82/39.8	73/39.9
Net Punting Average	34.2	35.3
PUNT RET./AVG.	31/6.4	38/8.8
KICKOFF RET./AVG.	77/22.2	46/18.5
INT./AVG. RET.	7/5.3	27/14.7
PENALTIES/YARDS	100/771	102/723
FUMBLES/BALL LOST	29/15	22/10
TOUCHDOWNS	25	44
Rushing	7	17
Passing	14	21
Returns	4	6
EXTRA POINTS/ATTEMPTS	24/25	43/44
FIELD GOALS/ATTEMPTS	10/20	28/35
AVG TIME OF POSSESSION	25:34	34:26

SCORE BY QUARTERS	1	2	3	4	OT	T
Cowboys	47	70	35	52	-	204
Opponents	84	118	90	101	-	393

ATTACKING	ATT	COMP	YDS	PCT	AVG	TD	PCT	PCT	LG	SKS/YDS	RATING	
Aikman	293	155	1,749	52.9	6.0	9	3.1	18	6.1	19/155	55.0	
Walsh	219	110	1,371	50.2	6.3	5	2.3	9	4.1	46	11/84	60.5
Saxon	1	1	4	100.0	4.0	0	0.0	0	0	4	0/0	42.0
COWBOYS	513	266	3,124	51.9	6.1	14	2.7	27	5.3	75t	30/239	57.8
Opponents	488	301	3,748	61.7	7.7	21	4.3	7	1.4	79t	29/183	93.9

USUAL STARTERS			
WR	Kelvin Martin (11)	LE	Ed Jones (8)
	James Dixon (5)		Tony Tolbert (5)
LT	Mark Tuinei		Danny Noonan (3)
LG	Nate Newton	LT	Dean Hamel (9)
C	Tom Raftery (8)		Willie Broughton (5)
	Mark Stepnoski (4)	RT	Willie Broughton (9)
	Bob White (4)		Dean Hamel (5)
RG	Crawford Ker	RE	Jim Jeffcoat
RT	Kevin Gogan	LLB	Jack Del Rio (11)
TE	Steve Folsom		Ron Burton (3)
WR	Derrick Shepard (8)	MLB	Eugene Lockhart
	Michael Irvin (6)		Ron Norton (13)
QB	Troy Aikman (11)		Randy Shannon (3)
	Steve Walsh (5)	LCB	Everson Stone
RB	Paul Palmer (8)	RCB	Robert Williams (11)
	Herschel Walker (4)		Ron Francis (4)
FB	Daryl Johnston (10)	SS	Vince Allbritton
	Broderick Sargent (3)	FS	Ray Horton
K	Roger Ruzek (9)	P	Mike Saxon
	Luis Zendejas (7)		Pro Bowlers in Bold

1990 ★ DALLAS COWBOYS STATISTICS ★ 1990

FOURTH PLACE, NFC EAST
HEAD COACH: JIMMY JOHNSON

PRESEASON (1-3)				
Date	W/L	Score	Opponent	Att.
8/11	L	16-28	@ San Diego	42,221
8/18	L	14-16	@ LA Raiders	28,273
8/25	W	20-9	PITTSBURGH	47,723
9/1	L	6-27	HOUSTON	55,499
REGULAR SEASON (7-9)				
9/9	W	17-14	SAN DIEGO	48,063
9/16	L	7-28	N.Y. GIANTS	61,090
9/23	L	15-19	@ Washington	53,804
9/30	L	17-31	@ N.Y. Giants	75,923
10/7	W	14-10	TAMPA BAY	60,076
10/14	L	3-20	@ Phoenix	45,235
10/21	W	17-13	@ Tampa Bay	68,315
10/28	L	20-21	PHILADELPHIA	62,805
11/4	L	9-24	@ N.Y. Jets	68,086
11/11	L	6-24	SAN FRANCISCO	62,966
11/18	W	24-21	@ LA Rams	58,589
11/22	W	27-17	WASHINGTON	60,355
12/2	W	17-13	NEW ORLEANS	60,087
12/9			- Bye -	
12/16	W	41-10	PHOENIX	60,190
12/23	L	3-17	@ Philadelphia	63,895
12/30	L	7-26	@ Atlanta	50,097

TEAM STATISTICS	DALLAS	OPP
FIRST DOWNS	250	280
Rushing	88	109
Passing	135	153
Penalty	27	18
Third Down-Made/Att.	67/198	85/208
Third Down Efficiency	33.8	40.9
Fourth Down-Made/Att.	5/10	8/16
TOTAL NET YARDS	4,081	4,615
Avg. Per Game	255.1	288.4
Total Plays	911	988
Avg. Per Play	4.5	4.7
NET YARDS RUSHING	1,500	1,976
Avg. Per Game	93.8	123.5
Total Rushes	393	482
Avg. Per Rush	3.8	4.1
NET YARDS PASSING	2,581	2,639
Sacked/Yards Lost	43/317	36/292
Gross Yards	2,898	2,931
Attempts/Completions	475/254	470/271
Pct. of Completions	53.5	57.7
Had Intercepted	24	11
PUNTS/AVERAGE	79/43.2	70/40.9
Net Punting Average	35.6	36.2
PUNT RET./AVG.	39/6.8	43/10.2
KICKOFF RET./AVG.	54/20.4	55/20.7
INT./AVG. RET.	11/11.5	24/14.7
PENALTIES/YARDS	98/729	104/911
FUMBLES/BALL LOST	27/9	32/19
TOUCHDOWNS	27	36
Rushing	13	18
Passing	12	12
Returns	2	6
EXTRA POINTS/ATTEMPTS	28/27	36/38
FIELD GOALS/ATTEMPTS	18/25	18/26
AVG TIME OF POSSESSION	28:44	31:16

RUSHING	ATT	YDS	AVG	LG	TD
E. Smith	241	937	3.9	48	11
Agee	53	213	4.0	28	0
Aikman	40	172	4.3	20	1
Highsmith	19	48	2.5	7	0
Dixon	11	43	3.9	18	0
Johnston	10	35	3.5	8	0
Wright	3	26	8.7	14	0
Saxon	1	20	20.0	20	0
Laufenberg	2	6	3.0	5	0
T. Smith	6	6	1.0	3	0
Bates	1	4	4.0	4	0
Walsh	1	0	0.0	0	0
Martin	4	-2	-0.5	3	0
McKinnon	1	-8	-8.0	-8	0
Cowboys	393	1,500	3.8	48	13
Opponents	482	1,976	4.1	67	18

RECEIVING	NO	YDS	AVG	LG	TD
Martin	64	732	11.4	45	0
Novacek	59	657	11.1	41	4
Agee	30	272	9.1	30	1
E. Smith	24	228	9.5	57	0
Irvin	20	413	20.7	61	5
McKinnon	14	172	12.3	28	1
Johnston	14	148	10.6	26	1
Awalt	13	133	10.2	25	0
Wright	11	104	9.5	20	0
Highsmith	3	13	4.3	7	0
Dixon	2	26	13.0	21	0
Cowboys	254	2,898	11.4	61	12
Opponents	271	2,931	10.8	58	12

INTERCEPTIONS	NO	YDS	AVG	LG	TD
Holt	3	72	24.0	64	1
Washington	3	24	8.0	13	0
Bates	1	4	4.0	4	0
Gant	1	26	26.0	26	0
Hendrix	1	0	0.0	0	0
Horton	1	0	0.0	0	0
Williams	1	0	0.0	0	0
Cowboys	11	126	11.5	64	1
Opponents	24	353	14.7	61	4

PUNTING NO	YDS	AVG	TB	IN20	LG	BL	NET
Saxon	79	3,413	43.2	8	20	62	0 35.6
Cowboys	79	3,413	43.2	8	20	62	0 35.6
Opp.	70	2,866	40.9	4	15	62	2 36.2

PUNT RETURNS	NO	FC	YDS	AVG	LG	TD
Shepard	20	1	121	6.1	13	0
Harris	12	6	63	5.3	12	0
Martin	5	3	46	9.2	17	0
McKinnon	2	1	20	10.0	20	0
Cowboys	39	11	250	6.4	20	0
Opponents	43	8	438	10.2	98	1
KICKOFF RETURNS	NO	YDS	AVG	LG	TD	
Dixon	36	736	20.4	47	0	
Wright	12	276	23.0	90	1	
Shepard	4	75	18.8	22	0	
Stepnoski	1	15	15.0	15	0	
Harris	1	0	0.0	0	0	
Cowboys	54	1,102	20.4	90	1	
Opponents	55	1,136	20.7	76	1	

PASSING	ATT	COMP	YDS	PCT	ATT	TD	INT	PCT	INT	LG	SKS/YDS	RATING
Aikman	399	226	2,579	56.6	6.5	11	2.8	18	4.5	611	39/288	66.6
Laufenberg	67	24	279	35.8	4.2	1	1.5	6	9.0	271	4/29	16.9
Walsh	9	4	40	44.4	4.4	0	0.0	0.0	20	0/0	0/0	57.6
COWBOYS	475	254	2,898	53.5	6.1	12	2.5	24	5.1	611	43/317	59.4
Opponents	470	271	2,931	57.7	6.2	12	2.6	11	2.3	581	26/292	74.9

SCORE BY	1	2	3	4	OT	T
QUARTERS						
Cowboys	50	46	40	108	-	244
Opponents	55	102	52	100	-	308

FIELD GOALS	11-19	20-29	30-39	40-49	50-54
Willis	0-0	4-4	7-9	7-8	0-4
Cowboys	0-0	4-4	7-9	7-8	0-4
Opponents	0-0	9-9	5-8	2-6	2-3

Willis: (31), (1), (33,51M,56M,41), (22), (1), (37), (43M,24), (43,43,51M), (37,35,32), (23,37), (53M,23), (49,41), (47), (1), (46), (34M,33M)
Opponents: (31M), (1), (37,23,24,55), (47M,34), (33), (28,28), (37M,23,32), (1), (24), (39M,42,43M), (1), (52M,25), (43,50), (38), (47M,29), (44M,23)

SCORING	TDR	TDP	TDR1	FG	PAT	S	TP
Willis	0	0	0	0	0	0	80
E. Smith	11	0	0	0	0	0	66
Irvin	0	5	0	0	0	0	30
Novacek	0	4	0	0	0	0	24
Johnston	1	1	0	0	0	0	12
Agee	0	1	0	0	0	0	6
Aikman	1	0	0	0	0	0	6
Holt	0	0	1a	0	0	0	6
McKinnon	0	1	0	0	0	0	6
Wright	0	0	1b	0	0	0	6
Cowboys	13	12	2	18/25	26/27	1#	244
Opponents	18	12	6*	18/26	36/36	1#	308

a 64 int return @ Tampa Bay (10/21)

b 90 kickoff return vs. N.Y. Giants (9/16)

Mojsiejek stepped out of end zone @ Was. (9/23)

* Taylor 11 int return vs. N.Y. Giants (9/16)

Green 18 int return @ Washington (9/23)

Mathis 98 punt return @ N.Y. Jets (11/4)

Allen 35 int return @ Philadelphia (12/23)

Jones 76 kickoff return @ Atlanta (12/30)

Sanders 61 int return @ Atlanta (12/30)

& Green tackled Smith in end zone @ Atl (12/30)

USUAL STARTERS

WR	Michael Irvin (7)	LE	Daniel Stubbs
	Dennis McKinnon (7)	LT	Dean Hamel (11)
LT	Mark Tuinei (13)	DE	Jimmy Jones (5)
	Kevin Gogan (3)	RT	Danny Noonan
LG	Crawford Ker	RE	Jim Jeffcoat (13)
C	Mark Stepanoski		Tony Tolbert (3)
RG	John Gesek (11)	LLB	Jack Del Rio
	Tony Slaton (4)	MLB	Eugene Lockhart
RT	Nate Newton	RLB	Ken Norton
TE	Jay Novacek	LCB	Isaac Holt
WR	Kevin Martin	RCB	Manny Hendrix (10)
QB	Troy Aikman		Robert Williams (6)
RB	Emmitt Smith	SS	Vince Albritton (8)
FB	Tommie Agee (11)		James Washington (8)
	Alonzo Highsmith (5)	FS	Ray Horton
K	Ken Willis		Pro Bowlers in Bold
P	Mike Saxon		

1991 ★ DALLAS COWBOYS STATISTICS ★ 1991

STAFF PLAYERS 2024 SEASON RECORDS PLAYOFF RECORDS 1991 STATISTICS SIDELINES

SECOND PLACE, NFC EAST HEAD COACH: JIMMY JOHNSON			
PRESEASON (2-2)			
Date	W/L	Score	Opponent
8/3	W	24-14	@ Kansas City
8/12	L	12-17	LA RAIDERS
8/18	L	20-30	@ Houston
8/23	W	20-17	ATLANTA (OT)
REGULAR SEASON (11-5)			
9/1	W	26-14	@ Cleveland
9/9	L	31-33	WASHINGTON
9/15	L	0-24	PHILADELPHIA
9/22	W	17-9	@ Phoenix
9/29	W	21-16	N.Y. GIANTS
10/6	W	20-17	@ Green Bay
10/13	W	35-23	CINCINNATI
10/20			- Bye -
10/27	L	10-34	@ Detroit
11/3	W	27-7	PHOENIX
11/10	L	23-26	@ Houston (OT)
11/17	L	9-22	@ N.Y. Giants
11/24	W	24-21	@ Washington
11/28	W	20-10	PITTSBURGH
12/8	W	23-14	PENNSYLVANIA
12/15	W	25-13	@ Philadelphia
12/22	W	31-27	ATLANTA
1991 WILD CARD GAME			
12/29	W	17-13	@ Chicago
1991 DIVISIONAL PLAYOFFS			
1/5/92	L	6-38	@ Detroit

TEAM STATISTICS	DALLAS	OPP
FIRST DOWNS	304	299
Rushing	89	103
Passing	191	180
Penalty	24	16
Third Down-Made/Att	74/196	76/194
Third Down Efficiency	37.8	39.2
Fourth Down-Made/Att	6/14	7/17
TOTAL NET YARDS	5,101	5,066
Avg. Per Game	318.8	316.6
Total Plays	971	963
Avg. Per Play	5.3	5.3
NET YARDS RUSHING	1,711	1,571
Avg. Per Game	106.9	98.2
Total Rushes	433	400
Avg. Per Rush	4.0	3.9
NET YARDS PASSING	3,390	3,495
Sacked/Yards Lost	38/273	23/151
Gross Yards	3,663	3,646
Attempts/Completions	500/305	540/320
Pct. of Completions	61.0	59.3
Had Intercepted	12	12
PUNTS/AVERAGE	57/42.6	61/38.8
Net Punting Average	36.8	32.4
PUNT RET./AVG.	29/10.7	28/8.3
KICKOFF RET./AVG.	52/21.7	69/16.9
INT./AVG. RET.	12/13.9	12/20.3
PENALTIES/YARDS	74/610	97/801
FUMBLES/BALL LOST	23/12	23/11
TOUCHDOWNS	37	32
Rushing	15	11
Passing	16	17
Returns	6	4
EXTRA POINTS/ATTEMPTS	37/37	31/32
FIELD GOALS/ATTEMPTS	27/39	29/39
AVG TIME OF POSSESSION	30:06	29:54

	AVG	PCT	PCT	INT	LG	SKS/YDS	RATING
Alkman	363	237	2,754	65.3	7.6	11	3.0
Beuerlein	137	68	909	49.6	6.6	5	3.6
Cowboys	500	305	3,663	61.0	7.3	16	3.2
Opponents	540	320	3,646	59.3	6.8	17	3.1

RUSHING	ATT	YDS	AVG	LG	TD
E. Smith	365	1,563	4.3	75t	12
Blake	15	80	5.3	30t	1
Johnston	17	54	3.2	10	0
Agee	9	20	2.2	8	1
Alkman	16	5	0.3	9	1
Richards	2	4	2.0	3	0
Wright	2	-1	-0.5	3	0
Beuerlein	7	-14	-2.0	-1	0
Cowboys	433	1,711	4.0	75t	15
Opponents	400	1,571	3.9	75t	11

RECEIVING	NO	YDS	AVG	LG	TD
Irvin	93	1,523	16.4	66t	8
Novacek	59	664	11.3	49	4
E. Smith	49	258	5.3	14	1
Johnston	28	244	8.7	22	1
Harper	20	326	16.3	39	1
Martin	16	243	15.2	27	1
Roberts	16	136	8.5	21	0
Wright	10	170	17.0	53	0
Agee	7	43	6.1	9	0
Awalt	5	57	11.4	20	0
Blake	1	5	5.0	5	0
Alkman	1	-6	-6.0	-6	0
Cowboys	305	3,663	12.0	66t	16
Opponents	320	3,646	11.4	67t	17

INTERCEPTIONS	NO	YDS	AVG	LG	TD
Holt	4	2	0.5	2	0
Brown	2	31	15.5	20	0
Washington	2	9	4.5	9	0
Edwards	1	36	36.0	36t	1
Gant	1	0	0.0	0	0
Horton	1	65	65.0	65t	1
Williams	1	24	24.0	24	0
Cowboys	12	167	13.9	65t	2
Opponents	12	244	20.3	96t	2

PUNTING	NO	YDS	AVG	TB	INT	LG	BL	NET
Saxon	57	2,426	42.6	5	16	64	0	36.8
Cowboys	57	2,426	42.6	5	16	64	0	36.8
Opp.	61	2,364	38.8	4	14	77	3	32.4

PUNT RETURNS	NO	FC	YDS	AVG	LG	TD
Martin	21	8	244	11.6	85t	1
Shepard	6	3	57	9.5	14	0
Horton	1	0	8	8.0	8	0
Brownlow	1	0	0	0.0	0	0
Wright	0	1	0	0.0	0	0
Cowboys	29	12	309	10.7	85t	1
Opponents	28	10	231	8.3	34	0

KICKOFF RETURNS	NO	YDS	AVG	LG	TD
Wright	21	514	24.5	102t	1
Dixon	18	398	22.1	39	0
Gant	6	114	19.0	26	0
Shepard	3	54	18.0	21	0
Martin	3	47	15.7	25	0
Horton	1	0	0.0	0	0
Cowboys	52	1,127	21.7	102t	1
Opponents	69	1,169	16.9	82t	1

SCORE BY QUARTERS	1	2	3	4	OT	T
Cowboys	91	105	35	111	0	342
Opponents	61	89	66	91	3	310

FIELD GOALS	11-9	20-29	30-39	40-49	50+
Willis	2-2	6-6	9-11	6-13	4-7
Cowboys	2-2	6-6	9-11	6-13	4-7
Opponents	1-1	11-11	5-5	9-14	3-8

Willis: (38,25,22,54),(51),(1),(48M,52M,45M,41),(1),(40M,23,39),(1),(47B,35),(36,27),(35,37,45),(22,31,18),(51B,32M,42),(45M,18,47B,38M,43),(50,41,40),(50,55M,32,37),(20,45M)
Opponents: (45M),(53,52,45,46),(42,55M),(49M,32,32,29),(43,52M,29,25),(42),(45,24,26),(44,32),(1),(52,19,22,41M,23),(27,37,22),(1),(42,51M),(54M),(37,51M,47),(49M,25,29,49M)

SCORING	TDR	TDP	TDRt	FG	PAT	S	TP
Willis	0	0	0	27/39	37/37	0	118
E. Smith	12	1	0	0/0	0/0	0	78
Irvin	0	8	0	0/0	0/0	0	48
Novacek	0	4	0	0/0	0/0	0	24
Horton	0	0	2a	0/0	0/0	12	12
Agee	1	0	0	0/0	0/0	0	6
Alkman	1	0	0	0/0	0/0	0	6
Blake	1	0	0	0/0	0/0	0	6
Edwards	0	0	1b	0/0	0/0	0	6
Harper	0	1	0	0/0	0/0	0	6
Johnston	0	1	0	0/0	0/0	0	6
Martin	0	0	1c	0/0	0/0	0	6
Roberts	0	1	0	0/0	0/0	0	6
R. Williams	0	0	1d	0/0	0/0	0	6
Wright	0	0	1e	0/0	0/0	0	6
Hendrix	0	0	0	0/0	0/0	1#	2
Cowboys	15	16	4	27/39	37/37	0	342
Opponents	11	17	4*	29/39	31/32	1	310

- a 20 fumble return vs. N.Y. Giants (9/29)
- b 65 int return @ Green Bay (10/6)
- b 36 int return vs. Cincinnati (10/13)
- c 85 punt return @ Philadelphia (12/15)
- d 18 blocked punt return @ Houston (11/10)
- e 102 kickoff return vs. Atlanta (12/22)
- # tackled Booty in end zone @ Philadelphia (12/15)
- * Wilson 82 kickoff return @ Green Bay (10/6)
- White 55 blocked FG return @ Detroit (10/27)
- Crockett 96 int return @ Detroit (10/27)
- Mayhew 31 int. return @ Washington (11/24)

USUAL STARTERS			
WR	Alvin Harper (5)	LE	Tony Tolbert
	Alfredo Roberts (5)	LT	Tony Casillas
	Alexander Wright (5)	RT	Russell Maryland (7)
LT	Mark Tuinei (12)		Jimmie Jones (6)
	Alan Deinard (3)		Danny Noonan (3)
LG	Kevin Gogan	RE	Jim Jeffcoat
LC	Mark Stepanoski	LLB	Ken Norton
RG	John Gesek	MLB	Jack Del Rio
RT	Nate Newton	RLB	Vinson Smith
TE	Jay Novacek (12)	LCB	Isaac Holt
	Alfredo Roberts (4)	RCB	Larry Brown (13)
WR	Michael Irvin		Manny Hendrix (3)
QB	Troy Aikman (12)	SS	James Washington
	Steve Beuerlein (4)	FS	Ray Horton
RB	Ermmitt Smith		
FB	Daryl Johnston	P	Mike Saxon
K	Ken Willis		Pro Bowlers in Bold

1992 ★ DALLAS COWBOYS STATISTICS ★ 1992

FIRST PLACE, NFC EAST HEAD COACH: JIMMY JOHNSON

PRESEASON (2-3)				
Date	W/L	Score	Opponent	Att.
8/2	L	23-34	Houston @ Tokyo	51,058
8/7	W	27-24	@ Miami	50,803
8/15	L	16-17	HOUSTON	61,334
8/22	W	17-3	DENVER	61,485
8/28	L	13-20	CHICAGO	60,218

REGULAR SEASON (13-3)				
Date	W/L	Score	Opponent	Att.
9/7	W	23-10	WASHINGTON	63,538
9/13	W	34-28	@ N.Y. Giants	76,430
9/20	W	31-20	PHOENIX	62,575
9/27			- Bye -	
10/5	L	7-31	@ Philadelphia	66,572
10/11	W	27-0	SEATTLE	62,311
10/18	W	17-10	KANSAS CITY	64,115
10/25	W	28-13	@ LA Raiders	91,505
11/1	W	20-10	PHILADELPHIA	65,012
11/8	W	37-3	@ Detroit	74,816
11/15	L	23-17	LA RAMS	63,690
11/22	W	16-10	@ Phoenix	72,439
11/26	W	30-3	N.Y. GIANTS	62,416
12/6	W	31-27	@ Denver	74,946
12/13	L	17-20	@ Washington	56,437
12/21	W	41-17	@ Atlanta	67,036
12/27	W	27-14	CHICAGO	63,101

1992 DIVISIONAL PLAYOFFS			
1/10/93W	34-10	PHILADELPHIA	63,721

1992 NFC CHAMPIONSHIP GAME			
1/17/93W	30-20	@ San Francisco	64,920

SUPER BOWL XXVII (Pasadena)			
1/31/93W	52-17	Buffalo	98,374

TEAM STATISTICS			DALLAS	OPP
FIRST DOWNS	324	241
Rushing	119	68
Passing	183	147
Penalty	22	26
Third Down-Made/Att.	87/208	50/184
Third Down Efficiency	41.8	27.2
Fourth Down-Made/Att	8/12	7/15
TOTAL NET YARDS	5,606	3,933
Avg. Per Game	350.4	245.8
Total Plays	1,014	873
Avg. Per Play	5.5	4.5
NET YARDS RUSHING	2,121	1,244
Avg. Per Game	132.6	77.8
Total Rushes	500	345
Avg. Per Rush	4.2	3.6
NET YARDS PASSING	3,485	2,689
Sacked/Yards Lost	23/112	44/347
Gross Yards	3,597	3,036
Attempts/Completions	491/314	484/263
Pct. of Completions	64.0	54.3
Hands Intercepted	15	17
PUNT/AVERAGE	61/43.0	87/42.1
Net Punting Average	33.5	35.1
PUNT RET./AVG.	44/12.5	34/11.7
KICKOFF RET./AVG.	37/18.9	60/20.3
INT./AVG. RET.	17/9.3	15/20.0
PENALTIES/YARDS	91/655	94/727
FUMBLES/BALL LOST	16/9	25/14
TOUCHDOWNS	48	29
Rushing	20	11
Passing	23	16
Returns	5	2
EXTRA POINTS/ATTEMPTS	47/48	27/29
FIELD GOALS/ATTEMPTS	24/35	14/17
AVG TIME OF POSSESSION	33:57	26:03

RUSHING	ATT	YDS	AVG	LG	TD
E. Smith	373	1,713	4.6	68	18
Richards	49	176	3.6	15	1
Aikman	37	105	2.8	19	1
Johnston	17	61	3.6	14	0
Agee	16	54	3.4	10	0
Harper	1	15	15.0	15	0
Martin	2	13	6.5	8	0
Beuerlein	4	-7	-1.8	-1	0
Irvin	1	-9	-9.0	-9	0
Cowboys	500	2,121	4.2	68	20
Opponents	345	1,244	3.6	28	11

RECEIVING	NO	YDS	AVG	LG	TD
Irvin	78	1,396	17.9	87	7
Novacek	68	630	9.3	34	6
E. Smith	59	335	5.7	26	1
Harper	35	562	16.1	52	4
Martin	32	359	11.2	27	3
Johnston	32	249	7.8	18	2
Roberts	3	36	12.0	18	0
Agee	3	18	6.0	8	0
Richards	3	8	2.7	6	0
Gesek	1	4	4.0	4	0
Cowboys	314	3,597	11.5	87	23
Opponents	263	3,036	11.5	81	16

INTERCEPTIONS	NO	YDS	AVG	LG	TD
Washington	3	31	10.3	16	0
Gant	3	19	6.3	11	0
Everett	2	28	14.0	17	0
Horton	2	15	7.5	15	1
Holt	2	11	5.5	8	0
K. Smith	2	10	5.0	7	0
Brown	1	30	30.0	30	0
Myles	1	13	13.0	13	0
Harper	1	1	1.0	1	0
Cowboys	17	158	9.3	30	1
Opponents	15	300	20.0	59	0

PUNTING	NO	YDS	AVG	TB	IN20	LG	BL	NET
Saxon	61	2,620	43.0	9	19	58	0	33.5
Cowboys	61	2,620	43.0	9	19	58	0	33.5
Opp.	87	3,660	42.1	3	17	73	2	35.1

PUNT RETURNS	NO	FC	YDS	AVG	LG	TD
Martin	42	18	532	12.7	79	2
K. Smith	1	0	17	17.0	17	0
Horton	1	0	1	1.0	1	0
Cowboys	44	18	550	12.5	79	2
Opponents	34	6	397	11.7	65	0

KICKOFF RETURNS	NO	YDS	AVG	LG	TD
Martin	24	503	21.0	59	0
Wright	8	117	14.6	21	0
Holmes	3	70	23.3	28	0
K. Smith	1	9	9.0	9	0
Edwards	1	0	0.0	0	0
Cowboys	37	699	18.9	59	0
Opponents	60	1,217	20.3	42	0

PASSING	ATT	COMP	YDS	PCT	ATT	TD	PCT	PCT	LG	SKS/YDS	RATING	
Aikman	473	302	3,445	63.8	7.3	23	4.9	14	30	87	23/112	89.5
Beuerlein	18	12	152	66.7	8.4	0	0.0	1	5.6	27	0/0	69.7
Cowboys	491	314	3,597	64.0	7.3	23	4.7	15	3.1	87	23/112	88.8
Opponents	484	263	3,036	54.3	6.3	16	3.3	17	3.5	67	24/347	69.9

SCORE BY	1	2	3	4	OT	T
QUARTERS						
Cowboys	108	116	134	51	-	409
Opponents	54	53	51	85	-	243

FIELD GOALS	11-19	20-29	30-39	40-49	50-54
Elliott	0-0	6-7	10-14	5-10	3-4
Cowboys	0-0	6-7	10-14	5-10	3-4
Opponents	1-1	4-4	4-5	5-7	0-0

Elliott:	(32M), (39.35), (33B,29), (48M), (31.51,42M), (51M,39), (48M), (42M,38M,35,48), (25,42,30), (37,42,36), (28), (45,33,53), (53,32M), (23), (47,22,46M), (28M,21,34)
Opponents:	(49), (2,22,42), (40), (40M), (32), (1), (18), (36), (33,44), (20), (35M,42,44M), (1), (32,22), (27), (1)

SCORING	TDR	TDP	TDR1	FG	PAT	S	TP
Elliott	0	0	0	24/35	47/48	0	119
E. Smith	18	1	0	0/0	0/0	0	114
Irvin	0	7	0	0/0	0/0	0	42
Novacek	0	6	0	0/0	0/0	0	36
Martin	0	3	2a	0/0	0/0	0	30
Harper	0	4	0	0/0	0/0	0	24
Johnston	0	2	0	0/0	0/0	0	12
Aikman	1	0	0	0/0	0/0	0	6
Horton	0	0	1b	0/0	0/0	0	6
Maryland	0	0	1c	0/0	0/0	0	6
Richards	1	0	0	0/0	0/0	0	6
R. Williams	0	0	1d	0/0	0/0	0	6
Holt	0	0	0	0/0	0/0	1#	2
Cowboys	20	23	5	24/35	47/48	1	409
Opponents	11	16	2*	14/17	27/29	0	243

- a 79 punt return vs. Washington (9/7)
- 74 punt return vs. LA Rams (11/15)
- b 15 int return vs. Seattle (10/11)
- c 26 fumble return vs. Chicago (12/27)
- d 3 block punt return @ N.Y. Giants (9/13)
- # blocked punt out of end zone vs. Was (9/7)
- * Copeland 0 fumble return @ Washington (12/13)
- Zorich 42 fumble return vs. Chicago (12/27)

USUAL STARTERS

WR	Alvin Harper	LE	Tony Tolbert
LT	Mark Tuinei (15)	LT	Tony Casillas
LG	Nate Newton (15)	RT	Russell Maryland
C	Mark Stepnoski (14)	RE	Charles Haley (13)
RG	John Gesek		Jim Jeffcoat (3)
RT	Erik Williams	LLB	Vinson Smith (13)
TE	Jay Novacek		Kenneth Gant (3)
WR	Michael Irvin	MLB	Robert Jones (13)
QB	Troy Aikman	Ken Norton (3)	
RB	Ermit Smith	RLB	Ken Norton (3)
FB	Daryl Johnston	LCB	Issiac Holt (11)
			Kevin Smith (5)
K	Lin Elliott	RCB	Larry Brown
P	Mike Saxon	SS	Thomas Everett (9)
		FS	James Washington (6)
			James Washington (9)
			Ray Horton (7)

Pro Bowlers in Bold

1993 ★ DALLAS COWBOYS STATISTICS ★ 1993

STAFF

PLAYERS

2024 SEASON

RECORDS

PLAYOFF RECORDS

1993

STATISTICS

SIDELINES

FIRST PLACE, NFC EAST HEAD COACH: JIMMY JOHNSON			
PRESEASON (1-3-1)			
Date	W/L	Score	Opponent
8/1	L	7-13	MINNESOTA
8/8	T	13-13	Det. @ London (OT)
8/14	W	13-7	LA RAIDERS
8/21	L	20-23	Houston @ San Ant.
8/27	L	21-23	@ Chicago
REGULAR SEASON (12-4)			
9/6	L	16-35	@ Washington
9/12	L	10-13	BUFFALO
9/19	W	17-10	@ Phoenix
9/26			- Bye -
10/3	W	36-14	GREEN BAY
10/10	W	27-3	@ Indianapolis
10/17	W	26-17	SAN FRANCISCO
10/24			- Bye -
10/31	W	23-10	@ Philadelphia
11/7	W	31-9	N.Y. GIANTS
11/14	W	20-15	PHOENIX
11/21	L	14-27	@ Atlanta
11/25	L	14-16	MIAMI
12/6	W	23-17	PHILADELPHIA
12/12	W	37-20	@ Minnesota
12/18	W	28-7	@ New York Jets
12/26	W	38-3	WASHINGTON
1/2/94	W	16-13	@ N.Y. Giants (OT)
1993 DIVISIONAL PLAYOFF			
1/16/94	W	27-17	Green Bay
1993 NFC CHAMPIONSHIP GAME			
1/23/94	W	38-21	San Francisco
SUPER BOWL XXVIII (ATLANTA)			
1/30/94	W	30-13	Buffalo

RUSHING	ATT	YDS	AVG	LG	TD
E. Smith	283	1,486	5.3	62	9
Lassic	75	269	3.6	15	3
Coleman	34	132	3.9	16	2
Aikman	32	125	3.9	20	0
Johnston	24	74	3.1	11	3
Gainer	9	29	3.2	8	0
K. Williams	7	26	3.7	12	2
Agee	6	13	2.2	6	0
Kosar	9	7	0.8	4	0
Irvin	2	6	3.0	9	0
Novacek	1	2	2.0	21	1
J. Garret	8	-8	-1.0	0	0
Cowboys	490	2,161	4.4	62	20
Opponents	423	1,651	3.9	77	7

RECEIVING	NO	YDS	AVG	LG	TD
Irvin	88	1,390	15.1	61	7
E. Smith	57	414	7.3	86	1
Johnston	50	372	7.4	20	1
Novacek	44	445	10.1	30	1
Harper	36	777	21.6	80	5
K. Williams	20	151	7.6	33	2
Lassic	9	37	4.1	9	0
Gainer	6	37	6.3	8	0
Coleman	4	24	6.0	10	0
T. Williams	1	25	25.0	25	0
Price	1	4	4.0	4	0
Galbraith	1	1	1.0	11	1
Cowboys	317	3,617	11.4	86	18
Opponents	334	3,347	10.0	70	14

INTERCEPTIONS	NO	YDS	AVG	LG	TD
K. Smith	6	56	9.3	32	1
Bates	2	25	12.5	22	0
Everett	2	25	12.5	17	0
Washington	1	38	38.0	24	0
Norton	1	25	25.0	25	0
Marion	1	2	2.0	2	0
Gant	1	0	0.0	0	0
Cowboys	14	171	12.2	32	1
Opponents	6	47	7.8	26	0

PUNTING NO	YDS	AVG	TB	IN20	LG	BL	NET
Jett	56	2,342	41.8	3	22	59	0 37.7
Cowboys	56	2,342	41.8	3	22	59	0 37.7
Opp.	78	3,219	41.3	6	21	60	0 34.8

PUNT RETURNS	NO	FC	YDS	AVG	LG	TD
K. Williams	36	14	381	10.6	64	2
Washington	1	0	0	0.0	0	0
Cowboys	37	14	381	10.3	64	2
Opponents	32	12	169	5.3	20	0

KICKOFF RETURNS	NO	YDS	AVG	LG	TD
K. Williams	31	689	22.2	49	0
K. Smith	1	33	33.0	33	0
Gant	1	18	18.0	18	0
R. Jones	1	12	12.0	12	0
Hennings	1	7	7.0	7	0
Novacek	1	-1	-1.0	-1	0
Vanderbeek	0	0	0.0	0	0
Cowboys	36	758	21.1	49	0
Opponents	66	1,225	18.6	95	1

PASSING	ATT	COMP	YDS	PCT	AVG	ATT	TD	PCT	PCT	PCT	PCT	PCT	PCT
Aikman	392	271	3,100	69.1	7.9	15	3	8	6	1.5	80	26	153
Kosar	63	36	410	57.1	6.5	3	4	0	0	0	86	2	4
Rushing	19	9	61	47.4	3.2	0	0	0	0	0	16	1/6	54.9
Harper	1	1	46	100.0	46.0	0	0	0	0	0	0	0	118.8
Cowboys	475	317	3,617	66.7	7.6	18	3	8	6	1.3	86	29	163
Opponents	555	334	3,347	60.2	6.0	14	2.5	14	2.5	70	34	2/31	75.3

SCORE BY QUARTERS	1	2	3	4	OT	T
Cowboys	76	124	86	87	3	376
Opponents	43	46	79	61	0	229

FIELD GOALS	11-19	20-29	30-39	40-49	50+
Murray	4-4	4-4	9-12	8-8	3-5
Elliott	0-0	1-1	0-1	1-2	0-0
Cowboys	4-4	5-5	9-13	9-10	3-5
Opponents	3-3	11-11	5-6	3-7	0-0

Murray: (1),(1),23.50M,(33,19,19,50,48),(30,32),(48,39,29,35M,18),(35,23,40),(34,54M),(44,43),(-),(32M),(23,19,47),(51,52,46),(1),(39M,38),(32,38,41)

Elliott: (22),(49M,43,30M)

Opponents: (32,45M),(48,35),(20),(42M),(27),(25),(3) 3),(21,45,29),(19,47),(26,24),(44M,20,31,41B,19),(25,44M),(19,21),(1),(32),(29,31)

SCORING	TDR	TDP	TDRt	FG	PAT	S	TP
Murray	0	0	0	28/33	38/38	0	122
E. Smith	9	1	0	0/0	0/0	0	60
Irvin	0	7	0	0/0	0/0	0	42
K. Williams	2	2	2a	0/0	0/0	0	36
Harper	0	5	0	0/0	0/0	0	30
Johnston	3	1	0	0/0	0/0	0	24
Lassic	3	0	0	0/0	0/0	0	18
Coleman	0	2	0	0/0	0/0	0	12
Novacek	1	1	0	0/0	0/0	0	12
Elliott	0	0	0	2/4	2/3	0	8
Galbraith	0	1	0	0/0	0/0	0	6
K. Smith	0	0	1b	0/0	0/0	0	6
Cowboys	20	18	3	30/37	40/41	0	376
Opponents	7	14	2*	22/27	23/23	1*	229

a 64 punt return, vs. Miami (11/25)
 62 punt return, vs. Washington (12/26)
 b 32 int return, @ N.Y. Jets (12/18)

* 95 kickoff return, R Brooks, vs. GB (10/3)
 47 fumble return, E. Davis, vs. S.F. (10/17)
 # Kosar grounding in end zone vs. Phoenix (11/14)

USUAL STARTERS			
WR	Alvin Harper	LE	Tony Tolbert
LT	Mark Tuinei	LT	Tony Casillas
LG	Nate Newton	RT	Russell Maryland (12)
C	Mark Stegowski (13)		Leon Lett (4)
	Frank Cormish (3)	RE	Charles Haley (11)
RG	Kevin Gogan		Jim Jeffcoat (3)
TE	Eric Williams	LB	Dixon Edwards
RT	Jay Novacek	MLB	Ken Norton (13)
WR	Michael Irvin	RLB	Robert Jones (3)
QB	Troy Aikman	FLB	Darinn Smith (12)
RB	Emmitt Smith (13)		Ken Norton (3)
	Derrick Lassic (3)	LCB	Kevin Smith
FB	Daryl Johnston	RCB	Larry Brown
		SS	Darren Woodson
K	Eddie Murray	FS	Thomas Everett
P	John Jett		

Pro Bowlers in Bold

1994 ★ DALLAS COWBOYS STATISTICS ★ 1994

FIRST PLACE, NFC EAST HEAD COACH: BARRY SWITZER				
PRESEASON (2-3)				
Date	W/L	Score	Opponent	Att.
7/31	W	17-9	MINNESOTA	59,062
8/7	L	19-27	LA RAIDERS	61,332
8/15	L	0-6	Hous. @ Mex. City	112,376
8/21	W	34-10	DENVER	63,923
8/25	L	10-28	@ New Orleans	57,281
REGULAR SEASON (12-4)				
9/4	W	26-9	@ Pittsburgh	60,156
9/11	W	20-17	HOUSTON	64,402
9/19	L	17-20	DETROIT (OT)	64,102
9/25		- Bye -		
10/2	W	34-7	@ Washington	55,394
10/9	W	38-3	ARIZONA	64,518
10/16	W	24-13	PHILADELPHIA	64,703
10/23	W	28-21	@ Arizona	71,023
10/30	W	23-20	@ Cincinnati	57,096
11/7	W	38-10	N.Y. GIANTS	64,836
11/13	L	14-21	@ San Francisco	69,014
11/20	W	31-7	WASHINGTON	64,644
11/24	W	42-31	GREEN BAY	64,597
12/4	W	31-19	@ Philadelphia	65,947
12/10	L	14-19	CLEVELAND	64,826
12/19	W	24-16	@ New Orleans	67,323
12/24	L	10-15	@ N.Y. Giants	66,943
1994 DIVISIONAL PLAYOFF				
1/8/95	W	35-9	GREEN BAY	64,475
1994 NFC CHAMPIONSHIP GAME				
1/15/95	L	28-38	@ San Francisco	69,125

TEAM STATISTICS	DALLAS	OPP
FIRST DOWNS	322	273
Rushing	136	86
Passing	160	157
Penalty	26	30
Third Down-Made/Att.	93/209	91/229
Third Down Efficiency	44.5	39.7
Fourth Down-Made/Att.	6/7	8/17
TOTAL NET YARDS	5,321	4,313
Avg. Per Game	332.6	269.6
Total Plays	1,018	1,006
Avg. Per Play	5.2	4.3
NET YARDS RUSHING	1,953	1,561
Avg. Per Game	122.1	97.6
Total Rushes	550	437
Avg. Per Rush	3.6	3.6
NET YARDS PASSING	3,368	2,752
Avg. Per Game	210.5	172.0
Sacks/Yards Lost	20/93	47/299
Gross Yards	3,461	3,051
Attempts/Completions	418/282	522/269
Pct. of Completions	67.9	51.5
Had Intercepted	14	22
PUNTS/AVERAGE	70/41.9	84/43.3
Net Punting Average	35.4	36.8
PUNT RET./AVG	44/9.2	36/10.5
KICKOFF RET./AVG	50/25.7	82/20.8
INT./AVG. RET.	22/13.5	14/12.9
PENALTIES/YARDS	100/895	102/826
FUMBLES/BALL LOST	22/10	15/9
TOUCHDOWNS	50	27
Rushing	26	8
Passing	19	19
Returns	5	0
EXTRA POINT/ATTEMPTS	48/50	24/27
Kicking Made-Attempts	48/48	24/24
Passing Made-Attempts	0/0	0/2
Rushing Made-Attempts	0/2	0/1
FIELD GOALS/ATTEMPTS	22/29	20/25
AVG. TIME OF POSSESSION ..	31:35	28:25

RUSHING	ATT	YDS	AVG	LG	TD
E. Smith	368	1,484	4.0	46	21
Coleman	64	180	2.8	13	1
Johnston	40	138	3.5	9	2
B. Thomas	24	70	2.9	11	1
Aikman	30	62	2.1	13	1
K. Williams	6	20	3.3	8	0
Agee	5	4	0.8	3	0
Wilson	1	-1	-1.0	-1	0
Garrett	3	-2	-0.7	0	0
Peete	9	-2	-0.2	2	0
Cowboys	550	1,953	3.6	46	26
Opponents	437	1,561	3.6	40	8
RECEIVING	NO	YDS	AVG	LG	TD
Irvin	79	1,241	15.7	65	6
E. Smith	50	341	6.8	68	1
Novacek	47	475	10.1	27	2
Johnston	44	325	7.4	24	2
Harper	33	821	24.9	90	8
K. Williams	13	181	13.9	29	0
Coleman	8	46	5.8	14	0
Galbraith	4	31	7.8	15	0
B. Thomas	2	1	0.5	5	0
Agee	1	2	2.0	2	0
Kennard	1	-3	-3.0	-3	0
Cowboys	282	3,461	12.3	90	19
Opponents	269	3,051	11.3	67	19

INTERCEPTIONS	NO	YDS	AVG	LG	TD
Woodson	5	140	28.0	94	1
Washington	5	43	8.6	25	0
Brown	4	21	5.3	14	0
D. Smith	2	13	6.5	13	1
K. Smith	2	11	5.5	11	0
Tolbert	1	54	54.0	54	1
Marion	1	11	11.0	11	0
Haley	1	1	1.0	1	0
Gant	1	0	0.0	0	0
Holmes	0	3	3.0	3	0
Cowboys	22	297	13.5	94	3
Opponents	14	180	12.9	56	0

PUNTING	NO	YDS	AVG	TB	IN20	LG	BL	NET
Jett	70	2,935	41.9	4	26	58	0	35.4
Cowboys	70	2,935	41.9	4	26	58	0	35.4
Opp.	84	3,637	43.3	7	31	80	0	36.8

PUNT RETURNS	NO	FC	YDS	AVG	LG	TD
K. Williams	39	13	349	8.9	83	1
Holmes	5	1	55	11.0	19	0
Cowboys	44	14	404	9.2	83	1
Opponents	36	14	378	10.5	58	0

KICKOFF RETURNS	NO	YDS	AVG	LG	TD
K. Williams	43	1,148	26.7	87	1
Holmes	4	89	22.3	32	0
Marion	2	39	19.5	21	0
R. Jones	1	8	8.0	8	0
Cowboys	50	1,284	25.7	87	1
Opponents	82	1,709	20.8	67	0

PASSING	ATT	COMP	YDS	PCT	ATT	TD	INT	LG
Aikman	361	233	2,676	64.5	7.4	13	3.6	12
Peete	56	33	470	58.9	8.4	4	7.1	1.8
Garrett	31	16	315	51.6	10.2	2	6.5	1.3
Cowboys	448	282	3,461	62.9	7.7	19	4.2	14
Opponents	522	269	3,051	51.5	5.8	19	3.6	22

SCORE BY	1	2	3	4	OT	T
QUARTERS						
Cowboys	100	122	104	88	0	414
Opponents	34	93	46	72	3	248

FIELD GOALS	11-19	20-29	30-39	40-49	50+
Boniol	3-3	3-4	10-12	6-9	0-1
Cowboys	3-3	3-4	10-12	6-9	0-1
Opponents	1-1	6-6	8-8	5-6	0-4

Boniol: (40,31,21,32),(45,29),(19),(28,47),
(41M,19),(37),(43B),(38M,37,43,38),(45),
(43M),(32,51M),(41,37,35),(19),(1),
(30,20B),(37,37M)

Opponents: (41),(41),(32,51M,57B,51B,44),
(41M,19),(37),(43B),(38M,37,43,38),(45),
(43M),(32,51M),(41,37,35),(19),(1),
(30,20B),(37,37M)

SCORING	TDR	TDP	TDR1	FG	PAT	S	TP
E. Smith	21	1	0	0/0	0/0	0	132
Boniol	0	0	0	22/29	48/48	0	114
Harper	0	8	0	0/0	0/0	0	48
Irvin	0	6	0	0/0	0/0	0	36
Johnston	2	2	0	0/0	0/0	0	24
Novacek	0	2	0	0/0	0/0	0	12
K. Williams	0	2a	0	0/0	0/0	0	12
Aikman	1	0	0	0/0	0/0	0	6
Coleman	1	0	0	0/0	0/0	0	6
D. Smith	0	1b	0	0/0	0/0	0	6
B. Thomas	1	0	0	0/0	0/0	0	6
Tolbert	0	1c	0	0/0	0/0	0	6
Woodson	0	1d	0	0/0	0/0	0	6
Cowboys	26	19	5	22/29	48/48	0	414
Opponents	8	19	0	20/25	24/24	1*	248

2-Pt Conversions: Team 0-2, Opponents 0-3

- a 87 kickoff return vs. Arizona (10/9)
- 83 punt return vs. Washington (11/20)
- b 13 int return @ New Orleans (12/19)
- c 54 int return, @ New Orleans (12/19)
- d 94 int return @ Philadelphia (12/4)

* R Peete fum. out of end zone, @ NYG (12/24)

USUAL STARTERS					
WR	Alvin Harper	LE	Tony Tolbert		
LT	Mark Tunei	RT	Russell Maryland		
LG	Nate Newton	LT	Leon Lett		
C	Mark Stepnoski	RE	Charles Haley		
RG	Derek Kennard	LLB	Dixon Edwards		
RT	Larry Allen (9)	MLB	Robert Jones		
	Erik Williams (7)	RLB	Darrin Smith		
TE	Jay Novacek	LCB	Kevin Smith		
WR	Michael Irvin	RCB	Larry Brown		
QB	Troy Aikman	SS	Darren Woodson		
FB	Emmitt Smith	FS	James Washington		
RB	Daryl Johnston				
Pro Bowlers in Bold					
K	Chris Boniol				
P	John Jett				

PCT	PCT	PCT	PCT	PCT	PCT	PCT	PCT
T	TD	INT	INT	LG	SKS/YDS	RATING	
13	3.6	12	3.3	90	14/59	84.9	
4	7.1	1	1.8	65†	7/21	102.5	
2	6.5	1	3.2	68	2/13	95.5	
19	4.2	14	3.1	90	20/93	87.8	
19	3.6	22	4.2	67†	47/299	64.0	

1995 ★ DALLAS COWBOYS STATISTICS ★ 1995

STAFF

PLAYERS

2024 SEASON

RECORDS

PLAYOFF RECORDS

1995 STATISTICS

SIDELINES

FIRST PLACE, NFC EAST HEAD COACH: BARRY SWITZER

PRESEASON (2-3)			
Date	W/L	Score	Opponent
7/29	W	21-15	BUFFALO
8/5	L	14-27	OAKLAND
8/12	L	7-9	Buffalo @ Toronto
8/21	L	17-20	@ Denver
8/26	W	10-0	Houston @ San Ant.
REGULAR SEASON (12-4)			
9/4	W	35-0	@ N.Y. Giants
9/10	W	31-21	DENVER
9/17	W	23-17	@ Minnesota (OT)
9/24	W	34-20	ARIZONA
10/1	L	23-27	@ Washington
10/8	W	34-24	GREEN BAY
10/15	W	23-9	@ San Diego
10/22			- Bye -
10/29	W	28-13	@ Atlanta
11/6	W	34-12	PHILADELPHIA
11/12	L	20-38	SAN FRANCISCO
11/19	W	34-21	@ Oakland
11/23	W	24-12	KANSAS CITY
12/3	L	17-24	WASHINGTON
12/10	L	17-20	@ Philadelphia
12/17	W	21-20	N.Y. GIANTS
12/25	W	37-13	@ Arizona
1995 DIVISIONAL PLAYOFF			
1/7/96	W	30-11	PHILADELPHIA
1995 NFC CHAMPIONSHIP GAME			
1/14/96	W	38-27	GREEN BAY
SUPER BOWL XXX (PHOENIX)			
1/28/96	W	27-17	Pittsburgh

RUSHING	ATT	YDS	AVG	LG	TD			
E. Smith	377	1,773	4.7	60t	25			
S. Williams	48	205	4.3	44t	1			
Johnston	25	111	4.4	18	2			
K. Williams	10	53	5.3	14	0			
Aikman	21	32	1.5	12	1			
Wilson	10	12	1.2	11	0			
Sanders	2	9	4.5	8	0			
Lang	1	7	7.0	7	0			
Garrett	1	-1	-1.0	-1	0			
Cowboys	495	2,201	4.4	60t	29			
Opponents	442	1,772	4.0	48t	13			
RECEIVING	NO	YDS	AVG	LG	TD			
Irvin	111	1,603	14.4	50	10			
Novacek	62	705	11.4	33t	5			
E. Smith	62	375	6.0	40	0			
K. Williams	38	613	16.1	48t	2			
Johnston	30	248	8.3	24	1			
Bjornson	7	53	7.6	16	0			
Fleming	6	83	13.8	16	0			
S. Williams	3	28	9.3	24	0			
S. Sanders	2	25	12.5	19	0			
Watkins	1	8	8.0	8	0			
Cowboys	322	3,741	11.6	50	18			
Opponents	293	3,491	11.9	81t	17			
INTERCEPTIONS	NO	YDS	AVG	LG	TD			
Brown	6	124	20.7	65t	2			
Marion	6	40	6.7	32t	1			
Woodson	2	46	23.0	37t	1			
Sanders	2	34	17.0	34	0			
Myles	1	15	15.0	15	0			
Brice	1	2	2.0	2	0			
Holmes	1	0	0.0	0	0			
Cowboys	19	261	13.7	65t	4			
Opponents	10	155	15.5	48t	1			
PUNTING	NO	YDS	AVG	TD	INT	LG	BL	NET
Jett	53	2,166	40.9	6	17	58	0	34.5
Boniol	2	77	38.5	0	2	56	0	38.5
Cowboys	55	2,243	40.8	6	19	58	0	34.7
Opp.	65	2,775	42.7	3	22	60	0	37.8
PUNT RETURNS	NO	FC	YDS	AVG	LG	TD		
K. Williams	18	15	166	9.2	30	0		
Holmes	4	1	35	8.8	13	0		
Sanders	1	1	54	54.0	54	0		
Cowboys	23	17	255	11.1	54	0		
Opponents	22	10	216	9.8	21	0		
KICKOFF RETURNS	NO	YDS	AVG	LG	TD			
K. Williams	49	1,108	22.6	43	0			
Holmes	5	134	26.8	46	0			
Marion	1	16	16.0	16	0			
Sanders	1	15	15.0	15	0			
Schwartz	1	9	9.0	9	0			
Watkins	1	-6	-6.0	-6	0			
Cowboys	58	1,276	22.0	46	0			
Opponents	85	1,661	19.5	59	0			

SCORE BY	1	2	3	4	OT	T	
QUARTERS							
Cowboys	102	133	83	111	6	435	
Opponents	38	104	78	71	0	291	
FIELD GOALS	11-19	20-29	30-39	40-49	50+		
Boniol	0-0	11-12	13-13	3-3	0-0		
Cowboys	0-0	11-12	13-13	3-3	0-0		
Opponents	1-1	7-7	7-8	7-10	0-1		
Boniol:	(,)(45),(39,20M),(25,30),(32,34,23),(24,35),(30),(,)(42,37),(26,37),(26,38),(20),(37),(21),(27,32,23,45,35),(39,23,24)						
Opponents:	(42B),(,)(42,48M),(54M,31,19),(38,46),(42),(,)(21,40),(36,37),(26),(31M),(34,37),(47),(42,27,38,42),(40M,20,27),(21,23)						
SCORING	TDR	TD	PT	FG	PAT	S	TP
E. Smith	25	0	0	0	0	0	150
Boniol	0	0	0	0	27/28	46/48	0/127
Irvin	0	10	0	0	0	0	0/0
Novacek	0	5	0	1	0	0	0/0
Johnston	2	1	0	0	0	0	0/0
Brown	0	0	2a	0	0	0	0/0
K. Williams	0	2	0	0	0	0	0/0
Aikman	1	0	0	0	0	0	0/0
Marion	0	0	1b	0	0	0	0/0
S. Williams	1	0	0	0	0	0	0/0
Woodson	0	0	1c	0	0	0	0/0
Cowboys	29	18	4	1	27/28	46/48	0/435
Opponents	13	17	2*	1	22/27	29/29	1/291

2-Pt Conversions: Team 1-2, Opponents 1-3

- a 20 int return vs Philadelphia (11/6)
- b 65 int return @ Philadelphia (12/10)
- b 32 int return @ Arizona (2/25)
- c 37 int return @ Washington(10/1)

- * Hanks 38 fumble return vs SF (11/12)
- A. Williams 48 int. return @ Arizona (12/25)
- + Aikman sacked in end zone @ SD (10/15)

TEAM STATISTICS	DALLAS	OPP
FIRST DOWNS	364	303
Rushing	141	113
Passing	195	165
Penalty	28	25
Third Down-Made/Att.	83/186	97/216
Third Down Efficiency	44.6	44.9
Fourth Down-Made/Att.	8/13	8/19
TOTAL NET YARDS	5,824	5,044
Avg. Per Game	364.0	315.3
Total Plays	1,007	1,015
Avg. Per Play	5.8	5.0
NET YARDS RUSHING	2,201	1,772
Avg. Per Game	137.6	110.8
Total Rushes	495	442
Per Rush	4.4	4.0
NET YARDS PASSING	3,623	3,272
Avg. Per Game	226.4	204.5
Sacked/Yards Lost	18/118	36/219
Gross Yards	3,741	3,491
Attempts/Completions	494/322	523/293
Pct. of Completions	65.2	56.0
Had Intercepted	10	19
PUNTS/AVERAGE	55/40.8	65/42.7
Net Punting Average	34.7	37.8
PUNT RET./AVG.	23/11.1	22/9.8
KICKOFF RET./AVG.	58/22.0	85/19.5
INT./AVG. RET.	19/13.7	10/15.5
PENALTIES/YARDS	90/695	112/913
FUMBLE/BALL LOST	24/13	16/6
TOUCHDOWNS	51	32
Rushing	29	13
Passing	18	17
Returns	4	2
EXTRA POINT/ATTEMPTS	47/50	30/32
Kicking Made-Attempts	46/48	29/29
Passing Made-Attempts	1/2	1/3
Rushing Made-Attempts	0/0	0/0
FIELD GOALS/ATTEMPTS	27/28	22/27
AVG. TIME OF POSSESSION	31:15	28:45

PASSING	ATT	COMP	YDS	PCT	AVG	ATT	TD	INT	PCT	LG	SKS/YDS	RATING
Aikman	432	280	3,304	64.8	7.7	16	3.7	7	1.6	50	14/89	93.6
Wilson	57	38	391	66.7	6.9	1	1.8	3	5.3	38	4/29	70.1
Garrett	5	4	46	80.0	9.2	1	20.0	0	0.0	24	0/0	144.6
Cowboys	494	322	3,741	65.2	7.6	18	3.6	10	2.0	50	18/118	91.7
Opponents	523	293	3,491	56.0	6.7	17	3.3	19	3.6	81t	36/219	72.3

USUAL STARTERS			
WR	Kevin Williams	LE	Tony Tolbert
LT	Mark Tuinei	RT	Russell Maryland
LG	Nate Newton	LT	Leon Lett (10)
C	Ray Donaldson (12)		Chad Hennings (6)
	Derrek Kennard (4)	RE	Charles Haley (11)
RG	Larry Allen		Shante Carver (3)
RT	Erik Williams	LLB	Dixon Edwards
TE	Jay Novacek	MLB	Robert Jones (2)
WR	Michael Irvin		Godfrey Myles (4)
QB	Troy Aikman	RLB	Darrin Smith (9)
RB	Emmit Smith		Godfrey Myles (7)
FB	Daryl Johnston	LCB	Deion Sanders (9)
			Clayton Holmes (6)
K	Chris Boniol	RCB	Larry Brown
P	John Jett	SS	Darren Woodson
		FS	Brock Marion

Pro Bowlers in Bold

1996 ★ DALLAS COWBOYS STATISTICS ★ 1996

FIRST PLACE, NFC EAST
HEAD COACH: BARRY SWITZER

PRESEASON (2-3)				
Date	W/L	Score	Opponent	Att.
7/27	W	35-34	OAKLAND	61,524
8/5	L	6-32	Kan. City @ Mont.	45,128
8/12	L	7-31	NEW ENGLAND	57,874
8/17	L	3-20	DENVER	56,115
8/24	W	24-19	Houston @ Orlando	44,296

REGULAR SEASON (10-6)				
Date	W/L	Score	Opponent	Att.
9/2	L	6-22	@ Chicago	63,076
9/8	W	27-0	N.Y. GIANTS	63,069
9/15	L	24-25	INDIANAPOLIS	63,021
9/22	L	7-10	@ Buffalo	78,098
9/30	W	23-19	@ Philadelphia	67,201
10/6			- Bye -	
10/13	W	17-3	ARIZONA	64,096
10/20	W	32-28	ATLANTA	64,091
10/27	W	29-10	@ Miami	75,283
11/3	L	21-31	PHILADELPHIA	64,952
11/10	W	20-17	@ San Fran. (OT)	68,919
11/18	W	21-6	GREEN BAY	65,032
11/24	L	6-20	@ N.Y. Giants	77,081
11/28	W	21-10	WASHINGTON	64,955
12/8	W	10-6	@ Arizona	70,763
12/15	W	12-6	NEW ENGLAND	65,578
12/22	L	10-37	@ Washington	56,454

1996 NFC WILD CARD GAME			
12/28	W	40-15 MINNESOTA	64,682

1996 DIVISIONAL PLAYOFF			
1/5/97	L	17-26 @ Carolina	72,808

TEAM STATISTICS			DALLAS	OPP
FIRST DOWNS	286	260
Rushing	105	89
Passing	163	144
Penalty	18	27
Third Down-Made/Att	89/213	73/212
Third Down Efficiency	41.8	34.4
Fourth Down-Made/Att	4/8	12/20
TOTAL NET YARDS	4,763	4,382
Avg. Per Game	297.7	273.9
Total Plays	981	958
Avg. Per Play	4.9	4.6
NET YARDS RUSHING	1,641	1,576
Avg. Per Game	102.6	98.5
Total Rushes	475	437
Avg. Per Rush	3.5	3.6
NET YARDS PASSING	3,122	2,806
Avg. Per Game	195.1	175.4
Sacked/Yards Lost	19/127	37/219
Gross Yards	3,249	3,025
Attempts/Completions	487/307	484/271
Pct. of Completions	63.0	56.0
Had Intercepted	14	19
PUNTS/AVERAGE	74/42.6	75/46.1
Net Punting Average	36.8	39.5
PUNT RET./AVG	44/9.0	32/7.8
KICKOFF RET./AVG	53/25.3	70/20.4
INT./AVG. RET.	19/8.8	14/17.9
PENALTIES/YARDS	103/832	94/717
FUMBLES/BALL LOST	24/15	26/14
TOUCHDOWNS	27	24
Rushing	14	10
Passing	12	10
Returns	1	4
EXTRA POINT/ATTEMPTS	26/27	20/24
Kicking Made-Attempts	24/25	20/20
Passing Made-Attempts	2/2	0/3
Rushing Made-Attempts	0/0	0/1
FIELD GOALS/ATTEMPTS	32/36	28/32
AVG TIME OF POSS.	30:53	29:07

RUSHING						
	ATT	YDS	AVG	LG	TD	
E. Smith	327	1,204	3.7	42	12	
Sh. Williams	69	269	3.9	27	0	
Walker	10	83	8.3	39†	1	
Johnston	22	48	2.2	7	0	
Aikman	35	42	1.2	10	1	
K. Williams	4	11	2.8	9	0	
Wilson	4	5	1.3	8	0	
Sanders	3	2	0.7	3	0	
Jett	1	-23	-23.0	-23	0	
Cowboys	475	1,641	3.5	42	14	
Opponents	437	1,576	3.6	37	10	

RECEIVING						
	NO	YDS	AVG	LG	TD	
Irvin	64	962	15.0	61	2	
Bjornson	48	388	8.1	25	3	
E. Smith	47	249	5.3	21	3	
Johnston	43	278	6.5	23	1	
Sanders	36	475	13.2	41	1	
K. Williams	27	323	12.0	31	1	
Martin	25	380	15.2	60†	1	
Walker	7	89	12.7	24	0	
Sh. Williams	5	41	8.2	13	0	
Armstrong	2	10	5.0	6	0	
St. Williams	1	32	32.0	32	0	
Mitchell	1	17	17.0	17	0	
Ware	1	5	5.0	5	0	
Cowboys	307	3,249	10.6	61	12	
Opponents	271	3,025	11.2	52	10	

INTERCEPTIONS						
	NO	YDS	AVG	LG	TD	
K. Smith	5	45	9.0	24	0	
Woodson	5	43	8.6	21	0	
Teague	4	47	11.8	22	0	
Harper	2	30	15.0	15	0	
Sanders	2	3	1.5	2	0	
Strickland	1	0	0.0	0	0	
Cowboys	19	168	8.8	24	0	
Opponents	14	250	17.9	104†	1	

PUNTING							
	JETT	NO	YDS	AVG	TB	IN20	LG
Cowboys	74	3,150	42.6	9	22	60	0 36.8
Opp.	75	3,459	46.1	5	23	67	0 39.5

PUNT RETURNS						
	NO	FC	YDS	AVG	LG	TD
Martin	41	10	373	9.1	22	0
K. Williams	2	0	17	8.5	9	0
Sanders	1	1	4	4.0	4	0
Cowboys	44	11	394	9.0	22	0
Opponents	32	23	249	7.8	52	0

KICKOFF RETURNS						
	NO	YDS	AVG	LG	TD	
Walker	27	779	28.9	89	0	
K. Williams	21	471	22.4	39	0	
Marion	3	68	22.7	37	0	
C. Williams	2	21	10.5	21	0	
Cowboys	53	1,339	25.3	89	0	
Opponents	70	1,431	20.4	50	0	

PASSING						
	ATT	COMP	YDS	PCT	ATT	AVG
Aikman	465	296	3,126	63.7	6.7	12
Wilson	18	8	79	44.4	4.4	0
Garrett	3	3	44	100.0	14.7	0
Sh. Williams	1	0	0	0.0	0.0	0
Cowboys	487	307	3,249	63.0	6.7	12
Opponents	484	271	3,025	56.0	6.3	10

SCORE BY						
QUARTERS						
	1	2	3	4	OT	T
Cowboys	60	85	57	81	3	286
Opponents	52	80	51	67	0	250

FIELD GOALS						
	11-19	20-29	30-39	40-49	50-59	60+
Boniol	1-1	13-13	12-13	5-7	1-2	
Cowboys	1-1	13-13	12-13	5-7	1-2	
Opponents	1-1	10-11	8-10	7-8	2-2	

Boniol: (28,43M,28),(23,29),(52,40M,57M),(36B),(46,30,21),(23),(49),(33,29,24),(19,37),(26,29),(45,37,42,45,35,39,28),(31,37),(1),(31),(23,36,35,29),(34)

Opponents: (31,35M,42,34),(1),(23,25,52,43),(32),(46,29B),(49),(23,54,32,28,37),(26),(30),(28),(32M),(45,46),(40B,21),(33,28),(21,30),(46,29,18)

SCORING TDR TDP TDRT 2Pt FG PAT S TP												
Boniol	0	0	0	0	32/36	24/25	0	120	0	0	0	0
E. Smith	12	3	0	0	0/0	0/0	0	0	0	0	0	
Bjornson	0	3	0	0	0/0	0/0	0	0	0	0	20	
Irvin	0	2	0	1	0/0	0/0	0	0	0	0	14	
Sanders	0	1	1a	0	0/0	0/0	0	0	0	0	12	
Aikman	1	0	0	0	0/0	0/0	0	0	0	0	6	
Johnston	0	1	0	0	0/0	0/0	0	0	0	0	6	
Martin	0	1	0	0	0/0	0/0	0	0	0	0	6	
Walker	1	0	0	0	0/0	0/0	0	0	0	0	6	
K. Williams	0	1	0	0	0/0	0/0	0	0	0	0	6	
Cowboys	14	12	1	0	32/36	24/25	0	286	0	0	0	
Opponents	10	10	4*	0	28/32	20/20	1	250	0	0	0	

2-Pt Conversions: Cowboys 2-2 Opponents 0-4

a 22 fumble return vs. Indianapolis (9/15)

* Cox 0 fumble recovery @ Chicago (9/2)
Hall 32 int return @ Philadelphia (9/30)
Vincent 90 int return vs. Philadelphia (11/3)
Wooden 54 fumble return @ N.Y. Giants (11/24)
† Jett runs out of end zone @ Philadelphia (9/30)

USUAL STARTERS

WR	Kevin Williams (9)	LE	Tony Tolbert
	Deion Sanders (3)	LT	Chad Hennings
LT	Mark Tuinei	RT	Leon Lett
LG	Nate Newton	RE	Shante Carver (7)
C	Ray Donaldson	RB	Charles Haley (5)
RG	Larry Allen	RCB	Hurvin McCormack (8)
RT	Erik Williams	LLB	Broderick Thomas (8)
TE	Eric Bjornson (10)		Randall Godfrey (6)
	Tyji Armstrong (5)	MLB	Fred Strickland
WR	Michael Irvin (11)	RLB	Darin Smith
	Deion Sanders (5)	LCB	Kevin Smith
QB	Troy Aikman	RCB	Deion Sanders
RB	Emmitt Smith	SS	Darren Woodson
FB	Darryl Johnston	FS	Brock Marion (10)
			George Teague (6)
K	Chris Boniol		
P	John Jett		Pro Bowlers in Bold
ST	Jim Schwartz		

PCT		PCT		PCT		PCT		PCT		PCT		
TD	INT	TD	INT	LG	SKS/YDS	RATING	TD	INT	LG	SKS/YDS	RATING	
12	2.6	13	2.8	61	18/120	80.1	0	0.0	1	5.6	20	17.7
0	0.0	1	5.6	20	17.7	34.3	0	0.0	0	0.0	32	0/0
0	0.0	0	0.0	32	0/0	118.8	0	0.0	0	0.0	0	0/0
0	0.0	0	0.0	0	0/0	39.6	0	0.0	0	0.0	0	0/0
12	2.5	14	2.9	61	19/127	78.6	10	2.1	19	3.9	52	37/219
6	1.0	11	1.9	3.9	52	37/219	65.3					

1997 ★ DALLAS COWBOYS STATISTICS ★ 1997

**FOURTH PLACE, NFC EAST
HEAD COACH: BARRY SWITZER**

PRESEASON (2-2)			Att.
Date	W/L	Score Opponent	
8/3	L	27-34 OAKLAND	61,028
8/8	L	10-16 @ New England	58,440
8/15	W	34-31 ST. LOUIS	60,402
8/22	W	34-10 TENNESSEE	61,001
REGULAR SEASON (6-10)			Att.
8/31	W	37-7 @ Pittsburgh	60,396
9/7	L	22-25 @ Arizona (OT)	71,578
9/15	W	21-20 PHILADELPHIA	63,942
9/21		- Bye -	
9/28	W	27-3 CHICAGO	64,082
10/5	L	17-20 @ N.Y. Giants	77,137
10/13	L	16-21 @ Washington	76,159
10/19	W	26-22 JACKSONVILLE	64,464
10/26	L	12-13 @ Philadelphia	67,106
11/2	L	10-17 @ San Francisco	68,657
11/9	W	24-6 ARIZONA	64,302
11/16	W	17-14 WASHINGTON	64,559
11/23	L	17-45 @ Green Bay	60,111
11/27	L	14-27 TENNESSEE	63,421
12/8	L	13-23 CAROLINA	63,251
12/14	L	24-31 @ Cincinnati	60,043
12/21	L	7-20 N.Y. GIANTS	63,746

TEAM STATISTICS DALLAS OPP

FIRST DOWNS.....	250	280
Rushing.....	279	281
Rushing.....	82	104
Passing.....	170	139
Penalty.....	27	38
Third Down-Made/Att.....	83/229	89/233
Third Down Efficiency.....	36.2	38.2
Fourth Down-Made/Att.....	6/13	5/11
TOTAL NET YARDS.....	4,778	4,516
Avg. Per Game.....	298.6	282.3
Total Plays.....	1,015	1,022
Avg. Per Play.....	4.7	4.4
NET YARDS RUSHING.....	1,637	1,994
Avg. Per Game.....	102.3	124.6
Total Rushes.....	423	511
Avg. Per Rush.....	3.9	3.9
NET YARDS PASSING.....	3,141	2,522
Avg. Per Game.....	196.3	157.6
Sacked/Yards Lost.....	39/313	38/195
Gross Yards.....	3,454	2,717
Attempts/Completions.....	553/314	473/253
Pct. of Completions.....	56.8	53.5
Had Intercepted.....	12	7
PUNTS/AVERAGE.....	86/41.8	95/43.6
Net Punting Average.....	35.4	36.1
PUNT RET./AVG.....	46/11.1	40/9.1
KICKOFF RET./AVG.....	63/24.1	65/18.0
INT./AVG. RET.....	7/18.6	12/17.6
PENALTIES/YARDS.....	116/1,058	99/577
FUMBLES/BALL LOST.....	23/11	27/12
TOUCHDOWNS.....	29	36
Rushing.....	6	12
Passing.....	19	20
Returns.....	4	4
EXTRA POINT/ATTEMPTS.....	26/29	36/36
Kicking Made-Attempts.....	24/24	34/34
Passing Made-Attempts.....	2/5	2/2
Rushing Made-Attempts.....	0/0	0/0
FIELD GOALS/ATTEMPTS.....	34/38	20/27
AVG TIME OF POSS.....	29:53	30:07

	PASSING	ATT	COMP	YDS	PCT	ATT	PCT		LG	SKS/YDS	RATING	
							TD	INT				
Aikman	518	292	3,283	56.4	6.3	19	3.7	12	2.3	64	33/269	78.0
Wilson	21	12	115	57.1	5.5	0	0.0	0	0.0	32	4/26	72.5
Garrett	14	10	56	71.4	4.0	0	0.0	0	0.0	12	2/18	78.3
Cowboys	553	314	3,454	56.8	6.3	19	3.4	12	2.2	64	39/313	77.8
Opponents	473	253	2,717	53.5	5.7	20	4.2	7	1.5	61	38/195	78.5

RUSHING

	ATT	YDS	AVG	LG	TD
E. Smith	261	1,074	4.1	44	4
Sh. Williams	121	468	3.9	18	2
Aikman	25	79	3.2	13	0
Walker	6	20	3.3	11	0
Miller	1	6	6.0	6	0
Johnston	2	3	1.5	3	0
Wilson	6	-2	-0.3	3	0
Sanders	1	-11	-11.0	-11	0
Cowboys	423	1,637	3.9	44	6
Opponents	511	1,994	3.9	31	12

RECEIVING

	NO	YDS	AVG	LG	TD
Irvin	75	1,180	15.7	55	9
Bjornson	47	442	9.4	32	0
Miller	46	645	14.0	54	4
E. Smith	40	234	5.9	24	0
St. Williams	30	308	10.3	20	1
Sh. Williams	21	159	7.6	18	0
Johnston	18	166	9.2	21	1
LaFleur	18	122	6.8	17	2
Walker	14	149	10.6	64	2
B. Davis	3	33	11.0	12	0
Galbraith	2	16	8.0	11	0
Cowboys	314	3,454	11.0	64	19
Opponents	253	2,717	10.7	61	20

INTERCEPTIONS

	NO	YDS	AVG	LG	TD
Sanders	2	81	40.5	50	1
Stoutmire	2	8	4.0	8	0
K. Smith	1	21	21.0	21	0
Woodson	1	14	14.0	14	0
Coakley	1	6	6.0	6	0
Cowboys	7	130	18.6	50	1
Opponents	12	211	17.6	61	1

PUNTING NO YDS AVG TB IN20 LG BL NET

Gowin	86	3,592	41.8	9	26	72	0	35.4
Cowboys	86	3,592	41.8	9	26	72	0	35.4
Opp.	95	4,142	43.6	10	27	66	0	36.0

PUNT RETURNS NO FC YDS AVG LG TD

Sanders	33	12	407	12.3	83	1
Mathis	11	2	91	8.3	45	0
St. Williams	2	0	14	7.0	14	0
Pittman	1	0	0	0.0	0	0
Cowboys	47	14	512	10.9	83	1
Opponents	40	19	365	9.1	37	0

KICKOFF RETURNS NO YDS AVG LG TD

Walker	50	1,167	23.3	49	0
Marion	10	311	31.1	49	0
Galbraith	2	24	12.0	11	0
Sanders	1	18	18.0	18	0
Cowboys	63	1,520	24.1	49	0
Opponents	65	1,172	18.0	34	0

SCORE BY QUARTERS

	1	2	3	4	OT	T
Cowboys	41	95	86	82	0	304
Opponents	64	71	86	90	3	314

FIELD GOALS 11-19 20-29 30-39 40-49 50+

Cunningham	1-1	16-16	9-9	7-10	1-1
Gowin	0-0	0-0	0-0	0-0	0-0
Cowboys	1-1	16-16	9-9	7-10	1-1
Opponents	2-2	8-8	4-6	6-9	0-2

Cunningham: (52,24,28),(24,47,37,34,28,40B), (46,48,25,23,22),(33,23),(38,40M,31,27), (19),(37,21),(26,24,35,43),(21),(23), (34,40,42),(29),(1),(43,32),(23),(44M)
Gowin: (),(0),(0),(0),(0,63M),(0),(0),(0),(0),(0),(0) Opponents: (),(20),(49,45M,44),(21),(27,22), (),(1), (52M,47M,29,37),(28),(46M,42,39,51M), (),(34M,32),(29,19),(34,40,18),(42), (28,42,38M)

SCORING TDR TDPTDRTI 2Pt FG PAT S TP

Cunningham	0	0	0	0	34/37	24/24	0	126
Irvin	0	9	0	0	0/0	0/0	0	54
E. Smith	4	0	0	1	0/0	0/0	0	26
Miller	0	4	0	0	0/0	0/0	0	24
LaFleur	0	2	0	0	0/0	0/0	0	12
Sanders	0	0	2a	0	0/0	0/0	0	12
Walker	0	2	0	0	0/0	0/0	0	12
Sh. Williams	2	0	0	0	0/0	0/0	0	12
Coakley	0	0	1b	0	0/0	0/0	0	6
Hennings	0	0	1c	0	0/0	0/0	0	6
Johnston	0	1	0	0	0/0	0/0	0	6
St. Williams	0	1	0	0	0/0	0/0	0	6
Bjornson	0	0	0	1	0/0	0/0	0	2
Gowin	0	0	0	0	0/1	0/0	0	0
Cowboys	6	19	4	2	34/38	24/24	0	304
Opponents	12	20	4*	2	20/27	34/34	0	314

2-Pt Conversions: Cowboys 2-5; Opponents 2-2

- a 83 punt return vs. Chicago (9/28)
- 50 int return @ Green Bay (11/23)
- b 16 fumble return @ Washington (10/13)
- c 4 fumble return @ Arizona (9/7)

* Thomas 37 fumble return vs. Phi (9/15)
Woolen 61 int return @ N.Y. Giants (10/5)
Sharper 34 fumble return @ Green Bay (11/23)
Robertson 42 fumble return vs. Ten (11/27)

USUAL STARTERS

WR	Anthony Miller	LE	Tony Tolbert
LT	George Hegamin	RT	Tony Casillas
	Mark Tuinei (6)	LT	Chad Hennings (8)
	Larry Allen (3)		Antonio Anderson (5)
LG	Nate Newton		Leon Lett (3)
C	Clay Shiver	RE	Shante Carver
RG	Larry Allen (13)	LLB	Randall Godfrey
	John Flannery (3)	MLB	Fred Strickland
RT	Erik Williams	MLB	Dexter Coakley
TE	Eric Bjornson	LCB	Kevin Smith
WR	Michael Irvin	RCB	Deion Sanders (13)
CB	Troy Aikman		Kevin Mathis (3)
RB	Ermitt Smith	SS	Darren Woodson
FB	Daryl Johnston (6)	FS	Brock Branon
	Herschel Walker (6)		
	David LaFleur (3)	P	Toby Gowin
K	Richie Cunningham		Pro Bowlers in Bold

STAFF
PLAYERS
2024 SEASON
RECORDS
PLAYOFF RECORDS
1997
STATISTICS
SIDELINES

1998 ★ DALLAS COWBOYS STATISTICS ★ 1998

FIRST PLACE, NFC EAST
HEAD COACH: CHAN GAILEY

PRESEASON (0-5)

Date	W/L	Score	Opponent	Att.
8/1	L	19-20	SEATTLE	59,357
8/8	L	3-16	OAKLAND	61,048
8/17	L	3-21	N.E. @ Mex. City	106,424
8/22	L	14-22	@ St. Louis	56,461
8/27	L	20-42	@ Jacksonville	71,526
REGULAR SEASON (10-6)				
9/6	W	38-10	ARIZONA	63,602
9/13	L	23-42	@ Denver	75,013
9/21	W	31-7	@ N.Y. Giants	78,039
9/27	L	12-13	OAKLAND	63,544
10/4	W	31-10	@ Washington	72,284
10/11	W	27-20	CAROLINA	64,181
10/18	L	14-13	@ Chicago	59,201
10/25			- Bye	
11/2	W	34-0	@ Philadelphia	67,002
11/8	W	16-6	N.Y. GIANTS	64,316
11/15	W	35-28	@ Arizona	69,923
11/22	W	30-22	SEATTLE	64,142
11/26	L	36-46	MINNESOTA	64,366
12/6	L	3-22	@ New Orleans	65,065
12/13	L	17-20	@ Kansas City	77,697
12/20	W	13-9	PHILADELPHIA	62,722
12/27	W	23-7	WASHINGTON	63,565

1998 NFC WILD CARD GAME

1/2/99 L 7-20 ARIZONA 62,969

TEAM STATISTICS DALLAS OPP

FIRST DOWNS.....	308.....	276
Rushing.....	125.....	84
Passing.....	154.....	162
Penalty.....	29.....	30
Third Down-Made/Att.....	76/206.....	71/210
Third Down Efficiency.....	36.9.....	33.8
Fourth Down-Made/Att.....	8/12.....	5/20
TOTAL NET YARDS.....	5,450.....	5,164
Avg. Per Game.....	340.6.....	322.8
Total Plays.....	992.....	988
Avg. Per Play.....	5.5.....	5.2
NET YARDS RUSHING.....	2,014.....	1,619
Avg. Per Game.....	125.9.....	101.2
Total Rushes.....	498.....	401
Avg. Per Rush.....	4.0.....	4.0
NET YARDS PASSING.....	3,436.....	3,545
Avg. Per Game.....	214.8.....	221.6
Sacked/Yards Lost.....	19/110.....	34/222
Gross Yards.....	3,546.....	3,767
Attempts/Completions.....	474/279.....	553/290
Pct. of Completions.....	58.9.....	52.4
Had Intercepted.....	8.....	14
PUNTS/AVERAGE.....	78/42.8.....	85/42.4
Net Punting Average.....	36.6.....	35.0
PUNT RET./AVG.....	39/12.6.....	34/6.2
KICKOFF RET./AVG.....	51/23.4.....	69/18.5
INT./AVG. RET.....	14/17.9.....	8/15.1
PENALTIES/YARDS.....	128/1,108.....	120/917
FUMBLES/BALL LOST.....	18/7.....	23/12
TOUCHDOWNS.....	42.....	32
Rushing.....	21.....	10
Passing.....	17.....	21
Returns.....	4.....	1
EXTRA POINT/ATTEMPTS.....	40/42.....	31/32
Kicking Made-Attempts.....	40/40.....	29/30
Passing Made-Attempts.....	0/2.....	1/1
Rushing Made-Attempts.....	0/0.....	1/1
FIELD GOALS/ATTEMPTS.....	29/35.....	16/19
AVG TIME OF POSS.....	31:50.....	28:10

RUSHING	ATT	YDS	AVG	LG	TD
E. Smith	319	1,332	4.2	32	13
Warren	59	291	4.9	49	4
S. Williams	64	220	3.4	24	1
Aikman	22	69	3.1	23	2
Gowin	1	33	33.0	33	0
Johnston	8	17	2.1	6	0
B. Davis	4	15	3.8	8	0
Garrett	11	14	1.3	5	0
Ogden	1	12	12.0	12	0
Mills	3	9	3.0	5	0
Bjornson	1	7	7.0	7	1
Irvin	1	1	1.0	1	0
Quinn	5	-6	-1.2	-1	0
Cowboys	499	2,014	4.0	49	21
Opponents	401	1,619	4.0	63	10

RECEIVING	NO	YDS	AVG	LG	TD
Irvin	74	1,057	14.3	51	1
B. Davis	39	691	17.7	80	3
Mills	28	479	17.1	43	4
E. Smith	27	175	6.5	24	2
LaFleur	20	176	8.8	24	2
Jeffers	18	330	18.3	67	2
Johnston	18	60	3.3	9	1
Bjornson	15	218	14.5	43	1
Warren	13	66	5.1	15	1
S. Williams	11	104	9.5	30	0
Ogden	8	63	7.9	12	0
Sanders	7	100	14.3	55	0
Clay	1	27	27.0	27	0
Cowboys	279	3,546	12.7	80	17
Opponents	290	3,767	13.0	89	21

INTERCEPTIONS	NO	YDS	AVG	LG	TD
Sanders	5	153	30.6	71	1
K. Smith	2	31	15.5	22	0
Mathis	2	0	0.0	0	0
Wheaton	1	41	41.0	41	0
Coakley	1	18	18.0	18	0
Reese	1	6	6.0	6	0
Woodson	1	1	1.0	1	0
Godfrey	1	0	0.0	0	0
Cowboys	14	250	17.9	71	1
Opponents	8	121	15.1	30	1

PUNTING	NO	YDS	AVG	TB	IN20	LG	BL	NET
Gowin	77	3,342	43.4	14	65	1	65	36.6
Cowboys	78	3,342	42.8	14	31	65	1	36.6
Opp.	85	3,604	42.4	7	22	65	0	35.0

PUNT RETURNS	NO	FC	YDS	AVG	LG	TD
Sanders	24	8	375	15.6	69	2
Hughes	10	3	93	9.3	35	0
Warren	2	1	11	5.5	6	0
Mathis	2	1	3	1.5	5	0
K. Smith	1	0	11	11.0	11	0
Cowboys	39	13	493	12.6	69	2
Opponents	34	13	210	6.2	18	0

KICKOFF RETURNS	NO	YDS	AVG	LG	TD
Mathis	25	621	24.8	42	0
Hughes	11	274	24.9	36	0
Warren	5	90	18.0	23	0
S. Williams	4	103	25.8	40	0
Ogden	3	65	21.7	28	0
Sanders	1	16	16.0	16	0
LaFleur	1	12	12.0	12	0
B. Davis	1	10	10.0	10	0
Cowboys	51	1,191	23.4	42	0
Opponents	69	1,274	18.5	44	0

SCORE BY	1	2	3	4	OT	T
QUARTERS						
Cowboys	72	124	80	105	-	381
Opponents	77	82	66	50	-	275

FIELD GOALS	11-19	20-29	30-39	40-49	50+
Cunningham	1-1	9-9	8-11	10-11	1-3
Cowboys	1-1	9-9	8-11	10-11	1-3
Opponents	0-0	6-6	5-5	3-6	2-2

Cunningham: (25),(30,54,26),(40,38M),(40,37M),(42),(27,55M,38),(23,23),(33,25),(37,38M,40,19),(1),(47,44,28),(30,46,47),(33),(32),(51M,42,41),(49M,34,23,26)

Opponents: (22),(1),(1),(30,48M,38),(31),(1),(22, 29),(1),(32,23),(40B),(1),(45),(53,53),(24,43),(21,48M,41,39),(1)

SCORING	TDR	TD	TD/RT	2Pt	FG	PAT	S	TP
Cunningham	0	0	0	0	0	29/35	40/40	0 127
E. Smith	13	2	0	0	0/0	0/0	0 90	
Warren	4	1	0	0	0/0	0/0	0 30	
Mills	0	4	0	0	0/0	0/0	0 24	
B. Davis	0	3	0	0	0/0	0/0	0 18	
Sanders	0	0	3a	0	0/0	0/0	0 18	
Aikman	2	0	0	0	0/0	0/0	0 12	
Bjornson	1	1	0	0	0/0	0/0	0 12	
Jeffers	0	2	0	0	0/0	0/0	0 12	
LaFleur	0	2	0	0	0/0	0/0	0 12	
Wheaton	0	0	1b	0	0/0	0/0	1+ 8	
Irvin	0	1	0	0	0/0	0/0	0 6	
Johnston	0	1	0	0	0/0	0/0	0 6	
S. Williams	1	0	0	0	0/0	0/0	0 6	
Cowboys	21	17	4	0	39/35	40/40	1 381	
Opponents	10	21	1*	2	16/19	29/30	1 275	

- 2-Pt Conversions: Cowboys 0-2; Opponents 2-2
- a 59 punt return @ N.Y. Giants (9/21)
71 int return @ N.Y. Giants (9/21)
69 punt return @ Philadelphia (11/2)
- b 15 fumble return vs. Arizona (9/6)
+ Arzug tackled in end zone vs. Oakland (9/27)
- * Adams 25 int return vs. Seattle (11/22)
Aikman grounding in end zone @ NO (12/6)

USUAL STARTERS

WR	Billy Davis	LE	Kavika Pittman
LT	Larry Allen	LT	Leon Lett
LG	Nate Newton	RT	Chad Hennings
C	Clay Shiver (9)	RE	Greg Ellis
	Michael Kiselak (7)	LLB	Randall Godfrey
RG	Flozell Adams (10)	MLB	Fred Strickland
	Everett McIver (6)	RLB	Dexter Coakley
RT	Erik Williams	LCB	Kevin Smith (12)
TE	David LaFleur		Kevin Mathis (4)
WR	Michael Irvin	RCB	Deion Sanders (11)
QB	Troy Aikman (11)		Charlie Williams (3)
	Jason Garrett (5)	SS	Darren Woodson
RB	Emmitt Smith	FS	Omar Stoutmore (12)
FB	Daryl Johnston		George Teague (4)
K	Richie Cunningham	Pro Bowlers in Bold	
P	Toby Gowin		

1999 ☆ DALLAS COWBOYS STATISTICS ☆ 1999

SECOND PLACE, NFC EAST HEAD COACH: CHAN GAILEY			
PRESEASON (1-4)			
Date	W/L	Score	Opponent
8/9	L	17-20	Clev. @ Canton (OT)
8/15	L	3-10	@ Oakland
8/21	L	14-34	@ New England
8/29	W	22-12	DENVER
9/2	L	6-27	JACKSONVILLE
REGULAR SEASON (8-8)			
9/12	W	41-35	@ Wash. (OT)
9/20	W	24-7	ATLANTA
9/26	- Bye -		
10/3	W	35-7	ARIZONA
10/10	L	10-13	@ Philadelphia
10/18	L	10-13	@ N.Y. Giants
10/24	W	38-20	WASHINGTON
10/31	L	24-34	@ Indianapolis
11/8	L	17-27	@ Minnesota
11/14	W	27-13	GREEN BAY
11/21	L	9-13	@ Arizona
11/25	W	20-0	MIAMI
12/5	L	6-13	@ New England
12/12	W	20-10	PHILADELPHIA
12/19	L	21-22	N.Y. JETS
12/24	L	24-31	@ New Orleans
1/2/00	W	26-18	N.Y. GIANTS
1999 NFC WILD CARD GAME			
1/9/00	L	10-27	@ Minnesota

TEAM STATISTICS	DALLAS	OPP
FIRST DOWNS	295	266
Rushing	129	81
Passing	139	154
Penalty	27	31
Third Down-Made/Att.	77/219	71/221
Third Down Efficiency	35.2	32.1
Fourth Down-Made/Att.	6/17	4/9
TOTAL NET YARDS	5,178	4,840
Avg. Per Game	323.6	302.5
Total Plays	1,024	997
Avg. Per Play	5.1	4.9
NET YARDS RUSHING	2,051	1,442
Avg. Per Game	128.2	90.1
Total Rushes	493	417
Avg. Per Rush	4.2	3.5
NET YARDS PASSING	3,127	3,398
Avg. Per Game	195.4	212.4
Sacked/Yards Lost	24/151	35/217
Gross Yards	3,278	3,615
Attempts/Completions	507/295	545/297
Pct. of Completions	58.2	54.5
Had Intercepted	13	24
PUNTS/AVERAGE	81/43.2	93/41.2
Net Punting Average	35	34.2
PUNT RET./AVG.	41/10.7	43/10.7
KICKOFF RET./AVG.	58/23.7	62/20.3
INT./AVG. RET.	24/16.4	15/7.7
PENALTIES/YARDS	136/1,196	107/862
FUMBLES/BALL LOST	22/10	23/9
TOUCHDOWNS	42	28
Rushing	16	6
Passing	20	19
Returns	6	3
EXTRA POINT/ATTEMPTS	41/41	27/28
Kicking Made-Attempts	41/41	24/24
Passing Made-Attempts	0/0	1/1
Rushing Made-Attempts	0/0	2/3
FIELD GOALS/ATTEMPTS	19/31	26/33
AVG TIME OF POSS.	31:51	28:09

RUSHING	ATT	YDS	AVG	LG	TD		
E. Smith	329	1,397	4.2	63t	11		
Warren	99	403	4.1	25	2		
Ismail	13	110	8.5	27t	1		
Chancey Thomas	14	57	4.1	11	0		
Thomas	8	35	4.4	10	0		
Bjornson	1	20	20.0	20t	1		
Garrett	6	12	2.0	9	0		
Aikman	21	10	0.5	7	1		
Tucker	1	8	8.0	8	0		
Mills	1	-1	-1.0	-1	0		
Cowboys	493	2,051	4.2	63t	16		
Opponents	417	1,442	3.5	37	6		
RECEIVING	NO	YDS	AVG	LG	TD		
Ismail	80	1,097	13.7	76t	6		
LaFleur	35	322	9.2	25	7		
Warren	34	224	6.6	24	0		
Mills	30	325	10.8	36	0		
E. Smith	27	119	4.4	14	2		
Tucker	23	439	19.1	90t	2		
Ogden	12	144	12.0	25	0		
Irvn	10	167	16.7	37t	3		
Bjornson	10	131	13.1	32	0		
Thomas	10	64	6.4	13	0		
McCarthy	7	70	10.0	18	0		
Brazzell	5	114	22.8	53	0		
Lucky	5	25	5.0	9	0		
Sanders	4	24	6.0	8	0		
Lester	2	9	4.5	6	0		
Johnston	1	4	4.0	4	0		
Cowboys	295	3,278	11.1	90t	20		
Opponents	297	3,615	12.2	71	19		
INTERCEPTIONS	NO	YDS	AVG	LG	TD		
Coakley	4	119	29.8	46t	1		
Teague	3	127	42.3	95t	2		
Reese	3	28	9.3	24	0		
Sanders	3	2	0.7	2	0		
Hawthorne	3	-2	-0.7	0	0		
Hambrick	2	44	22.0	25	0		
Woodson	2	5	2.5	5	0		
Ellis	1	87	87.0	87t	1		
K. Smith	1	16	16.0	16	0		
Godfrey	1	10	10.0	10	0		
Nguyen	1	6	6.0	6	0		
Cowboys	24	442	18.4	95t	4		
Opponents	13	100	7.7	30	0		
PUNTING NO	YDS	AVG	TB	IN20	LG	BL	NET
Gowin	81	3,500	43.2	10	24	64	0 35.1
Cowboys	81	3,500	43.2	10	24	64	0 35.1
Opp.	93	3,836	41.2	11	17	59	1 34.2
PUNT RETURNS	NO	FC	YDS	AVG	LG	TD	
Sanders	30	1	344	11.5	76	1	
Tucker	4	2	52	13.0	41	0	
Ogden	4	2	28	7.0	10	0	
McCarthy	3	4	16	5.3	9	0	
Cowboys	41	9	440	10.7	76	1	
Opponents	43	14	459	10.7	85t	1	
KICKOFF RETURNS	NO	YDS	AVG	LG	TD		
Tucker	22	613	27.9	79	0		
Mathis	18	408	22.7	37	0		
Ogden	12	252	21.0	29	0		
Sanders	4	87	21.8	31	0		
Noble	1	9	9.0	9	0		
Coakley	1	3	3.0	3	0		
Cowboys	58	1,372	23.7	79	0		
Opponents	62	1,259	20.3	32	0		

SCORE BY QUARTERS		1	2	3	4	OT	T
Cowboys	87	92	80	87	6	352	
Opponents	28	56	76	116	0	276	
FIELD GOALS 11-19							
Cunningham	0	4-6	5-6	3-9	0-1		
Murray	0-0	3-3	3-4	1-2	0-1		
Cowboys	0-0	7-9	8-10	4-11	0-0		
Opponents	0-0	8-8	11-11	7-13	0-1		
Cunningham	(), (23.47M), (24M), (42.50M), (48M, 38.41M), (32), (24), (42M, 37M, 39), (22M, 44.47), (48M), (36.23), (20.43M, 34), (0.0, 0.0)						
Murray	(), (), (), (), (), (), (), (), (0.0, 0.0), (49M, 30.34, 33M), (0), (33), (20.21, 27.40)						
Opponents	(25.42), (49M), (0), (48.31), (27.21), (36.24), (43.30, 33.27), (49M, 31.40), (38.44B, 31), (24.38), (52M, 47B, 47M), (41.23), (44), (47.33, 49M, 37), (32), (29)						
SCORING TDR TDP TD RT 2Pt FG PAT S TP							
E. Smith	11	2	0	0	0/0	0/0	78
Cunningham	0	0	0	0	12/22	31/31	0 6
Ismail	1	6	0	0	0/0	0/0	42
LaFleur	0	7	0	0	0/0	0/0	42
Murray	0	0	0	0	7/9	10/10	0 31
Irvn	0	3	0	0	0/0	0/0	18
Ellis	0	0	2a	0	0/0	0/0	12
Teague	0	0	2b	0	0/0	0/0	12
Tucker	0	2	0	0	0/0	0/0	12
Warren	2	0	0	0	0/0	0/0	12
Aikman	1	0	0	0	0/0	0/0	6
Bjornson	1	0	0	0	0/0	0/0	6
Coakley	0	0	1c	0	0/0	0/0	6
Sanders	0	0	1d	0	0/0	0/0	6
Hambrick	0	0	0	0	0/0	0/0	+ 2
Cowboys	16	20	6	19/31	41/41	1 352	
Opponents	6	19	3*	3 26/33	24/24	0 276	
2-Pt Conversions: Cowboys 0-0; Opponents 3-4							
a 87 int return vs. Atlanta (9/20)							
98 fumble return vs. Arizona (10/3)							
b 32 int return vs. Arizona (10/3)							
95 int return vs. Green Bay (11/14)							
c 46 int return vs. Miami (11/25)							
d 70 punt return vs. Washington (10/24)							
+ Forced punter out of end zone @ Ari (11/21)							
* Barber 85 punt return @ N.Y. Giants (10/18)							
Wilkins 0 fumble recovery @ Ind (10/31)							
Weary 58 fumble return @ New Orleans (12/24)							
USUAL STARTERS							
WR	Raghib Ismail	LE	Kavika Pittman				
LT	Flozell Adams	LT	Alonzo Spellman				
LG	Larry Allen (11)	RT	Chad Hennings				
Solomon Page (5)		RE	Greg Ellis				
C	Mark Stepnoski	LLB	Darren Hambrick				
RG	Everett McIver	MLB	Randall Godfrey				
RT	Erik Williams	RLB	Dexter Coakley				
TE	David LaFleur	LCB	Kevin Smith (8)				
WR	Emie Mills (5)	KE	Kevin Mathis (4)				
	Michael Irvin (4)	RCB	Deion Sanders (14)				
	Jason Tucker (3)		Charlie Williams (2)				
QB	Troy Aikman	SS	Darren Woodson				
RB	Emmitt Smith	FS	George Teague				
FB	Robert Thomas						
Pro Bowlers in Bold		P	Toby Gowin				
		K	Riche Cunningham (12)				
			Eddie Murray (4)				

PASSING	ATT	COMP	YDS	PCT	AVG	TD	PCT	PCT	PCT	LG	SKS/YDS	RATING
Aikman	442	263	2,964	59.5	6.7	17	3.8	12	27	90t	19/130	81.1
Garrett	64	32	314	50.0	4.9	3	4.7	1	1.6	37t	5/21	73.3
Sanders	1	0	0.0	0.0	0.0	0	0.0	0	0.0	0	0/0	39.6
Cowboys	507	295	3,278	58.2	6.5	20	3.9	13	2.6	90t	24/151	80.0
Opponents	545	297	3,615	54.5	6.6	19	3.5	24	4.4	71	35/217	68.4

2000 ★ DALLAS COWBOYS STATISTICS ★ 2000

**FOURTH PLACE, NFC EAST
HEAD COACH: DAVE CAMPO**

PRESEASON (0-5)

Date	W/L	Score	Opponent	Att.
7/30	L	10-38	PITTSBURGH	56,391
8/5	L	9-20	Atlanta @ Tokyo	42,178
8/13	L	20-21	OAKLAND	56,878
8/19	L	23-36	@ Denver	76,632
8/24	L	17-24	ST. LOUIS	57,261

REGULAR SEASON (5-11)

Date	W/L	Score	Opponent	Att.
9/3	L	14-41	PHILADELPHIA	62,872
9/10	L	31-32	@ Arizona	66,009
9/18	W	27-21	@ Washington	84,431
9/24	L	24-41	SAN FRANCISCO	64,127
10/1	W	16-13	@ Carolina (OT)	73,310
10/8			Bye	
10/15	L	14-19	@ N.Y. Giants	78,189
10/22	W	48-7	ARIZONA	62,981
10/29	L	17-23	JACKS'VL (OT)	63,554
11/5	L	13-16	@ Philadelphia (OT)	65,636
11/12	W	23-6	CINCINNATI	62,170
11/19	L	0-27	@ Baltimore	69,416
11/23	L	15-27	MINNESOTA	63,878
12/3	L	7-27	@ Tampa Bay	65,621
12/10	W	32-13	WASHINGTON	63,467
12/17	L	13-17	N.Y. GIANTS	61,311
12/25	L	0-31	@ Tennessee	68,498

RUSHING	ATT	YDS	AVG	LG	TD
E. Smith	294	1,203	4.1	52	9
Warren	59	254	4.3	32t	2
Cunningham	23	89	3.9	19	1
Willey	24	88	3.7	11	0
Ismail	8	73	9.1	37	0
Thomas	15	51	3.4	9	0
McGarity	6	49	8.2	22t	1
Tucker	4	42	10.5	17t	1
Wright	12	36	3.0	19	0
T. Hambrick	6	28	4.7	13	0
Coakley	1	26	26.0	26	0
Aikman	10	13	1.3	5	0
Seder	1	1	1.0	11	1

RUSHING	ATT	YDS	AVG	LG	TD
Cowboys	463	1,953	4.2	52	15
Opponents	538	2,636	4.9	70t	17

RECEIVING	NO	YDS	AVG	LG	TD
McKnight	52	926	17.8	48	2
Harris	39	306	7.8	21	2
Warren	31	302	9.7	76t	1
Ismail	25	350	14.0	44	1
McGarity	25	250	10.0	25	0
Thomas	23	117	5.1	14	2
Willey	14	72	5.1	15t	1
Tucker	13	126	9.7	18	0
LaFleur	12	109	9.1	17	1
E. Smith	11	79	7.2	19	0
Galloway	4	62	15.5	22	1
Hodge	4	60	15.0	20	0
Brazzell	2	12	6.0	10	0

RECEIVING	NO	YDS	AVG	LG	TD
Cowboys	255	2,771	10.9	76t	14
Opponents	277	2,882	10.4	68t	19

INTERCEPTIONS	NO	YDS	AVG	LG	TD
Sparks	5	59	11.8	43	0
Reese	2	60	30.0	46	0
Nguyen	2	31	15.5	24	0
Woodson	2	12	6.0	12	0
McNeil	2	4	2.0	4	0
Wortham	2	1	0.5	1	0
C. Williams	1	0	0.0	0	0

INTERCEPTIONS	NO	YDS	AVG	LG	TD
Cowboys	16	167	10.4	46	0
Opponents	21	179	8.5	42	3

PUNT RETURNS	NO	YDS	AVG	LG	BL	NET
Knutr	58	2,485	42.8	8	12	60
Cantrell	10	367	36.7	0	3	40
Cowboys	68	2,852	41.9	8	15	60
Opp.	70	2,838	40.5	7	22	63

PUNT RETURNS	NO	YDS	AVG	LG	BL	NET
McGarity	30	9	353	11.8	64t	2
Tucker	4	5	9	2.3	8	0
Galloway	1	0	2	2.0	2	0
Cowboys	35	14	364	10.4	64t	2
Opponents	29	18	282	9.7	54	0

KICKOFF RETURNS	NO	YDS	AVG	LG	TD
Tucker	51	1,099	21.5	90	0
Willey	13	303	23.3	38	0
LaFleur	2	21	10.5	13	0
Santiago	1	13	13.0	13	0
Goodrich	1	12	12.0	12	0
Noble	1	8	8.0	8	0
Larrimore	0	0	0.0	0	0
Cowboys	69	1,456	21.1	90	0
Opponents	56	1,205	21.5	42	0

SCORE BY	1	2	3	4	OT	T
QUARTERS						
Cowboys	51	92	73	75	3	294
Opponents	61	101	84	106	9	361

FIELD GOALS 11-19	20-29	30-39	40-49	50+	
Seder	2-2	5-6	9-11	9-13	0-1
Cowboys	2-2	5-6	9-11	9-13	0-1
Opponents	2-2	9-9	9-9	4-9	2-2

Seder: (34,38),(44),(32,38),(40),(27,45M,24),(32,23),(19),(48,27),(39M,44M,43,35,42,51M),(46M),(37,26M,43,36),(34M),(33,19,47M,20,43),(47,43),(0)

Opponents: (33,37),(19,54,35,51),(0),(38,47),(38,23),(24,20),(0),(42,49B),(40M,34,34,32),(22,37),(25,47M,19),(49,29),(28,25),(0),(45B,40M,44),(21)

SCORING	TDR	TD	TP	2Pt	FG	PAT	S	TP
Seder	1	0	0	0	25/33	27/27	0	108
E. Smith	9	0	0	0	0/0	0/0	0	52
Harris	0	5	0	0	0/0	0/0	0	34
McGarity	1	0	2a	0	0/0	0/0	0	18
Warren	2	1	0	0	0/0	0/0	0	18
McKnight	0	2	0	0	0/0	0/0	0	12
Thomas	0	2	0	0	0/0	0/0	0	12
Ismail	0	1	0	0	0/0	0/0	0	8
Cunningham	1	0	0	0	0/0	0/0	0	6
Galloway	0	1	0	0	0/0	0/0	0	6
LaFleur	0	1	0	0	0/0	0/0	0	6
Tucker	1	0	0	0	0/0	0/0	0	6
Willey	0	1	0	0	0/0	0/0	0	6
Reese	0	0	0	0	0/0	1	2	2
Cowboys	15	14	2	2	25/33	27/27	1	294
Opponents	17	20	4*	0	26/31	37/37	0	361

2-Pt Conversions: Cowboys 2-4; Opponents 0-3

a 64 punt return @ Arizona (9/10)
59 punt return vs. Arizona (10/22)
Tackled punter in end zone @ Carolina (10/11)

* Trotter 27 int. return vs. Philadelphia (8/3)
Kelly 9 int return @ Tampa Bay (12/3)
Ford 30 fumble return @ Tennessee (12/25)
Bulluck 8 int. return @ Tennessee (12/25)

USUAL STARTERS			
WR	Raghib Ismail (9)	LT	Greg Ellis
	Jason Tucker (7)	LE	Chad Hennings (8)
LG	Flozell Adams	RT	Brandon Noble (8)
LT	Larry Allen	RB	Leon Lett (7)
C	Mark Stepanoski (11)	QB	Michael Myers (7)
	Ben Fricke (5)	RE	Alonzo Spellman
RG	Solomon Page	MLB	Darren Hambrick
RT	Erik Williams	LLB	Barron Wortham (11)
TE	David LaFleur (10)	DT	Dat Nguyen (5)
	Jackie Harris (6)	RLB	Dexter Coakley
WR	James McKnight	LCB	Philippi Sparks (11)
QB	Troy Aikman (11)	SS	Kareem Larimore (4)
	Randal Cunningham (3)	RCB	Ryan McNeil
RB	Ermitt Smith	SS	Darren Woodson (11)
FB	Robert Thomas	FS	Greg Myers (9)
			George Teague (9)
K	Tim Seder		Izzell Reese (7)
P	Micah Knorr		

Pro Bowlers in Bold

PASSING	ATT	COMP	YDS	PCT	AVG	PCT	PCT	LG	SKS/YDS	RATING
Aikman	262	156	1,632	59.5	6.2	7	2.7	14	5.3	48
Cunningham	125	74	849	59.2	6.8	6	4.8	4	3.2	76t
Wright	53	22	237	41.5	4.5	0	0.0	3	5.7	46
Stoerner	5	3	53	60.0	10.6	1	20.0	0	0.0	29
Cowboys	445	255	2,771	57.3	6.2	14	3.1	21	4.7	76t
Opponents	458	277	2,882	60.5	6.3	20	4.4	16	3.5	68t

2001 ★ DALLAS COWBOYS STATISTICS ★ 2001

STAFF

PLAYERS

2024 SEASON

RECORDS

PLAYOFF RECORDS

2001 STATISTICS

SIDELINES

FIFTH PLACE, NFC EAST HEAD COACH: DAVE CAMPO

PRESEASON (2-3)

Date	W/L	Score	Opponent	Att.
8/4	L	14-21	@ Oakland	37,978
8/11	L	6-20	DENVER	46,883
8/18	L	10-16	@ New Orleans	53,249
8/27	W	21-6	Oak. @ Mexico City	88,309
8/30	W	27-17	JACKSONVILLE	35,228

REGULAR SEASON (5-11)

9/9	L	6-10	TAMPA BAY	61,521
9/23	L	21-32	SAN DIEGO	63,430
9/30	L	18-40	@ Philadelphia	66,621
10/7	L	21-28	@ Oakland	61,535
10/15	W	9-7	WASHINGTON	63,941
10/21			- Bye -	
10/28	W	17-3	ARIZONA	63,114
11/4	L	24-27	@ N.Y. Giants (OT)	78,673
11/11	L	13-20	@ Atlanta	69,010
11/18	L	3-36	PHILADELPHIA	63,204
11/22	L	24-26	DENVER	64,104
12/2	W	20-14	@ Washington	85,112
12/9	W	20-13	N.Y. GIANTS	61,821
12/16	L	3-29	@ Seattle	63,366
12/23	L	10-17	@ Arizona	48,883
12/30	W	27-21	SAN FRANCISCO	64,363
1/6/02	L	10-15	@ Detroit	77,512

TEAM STATISTICS

	DALLAS	OPP
FIRST DOWNS.....	247	272
Rushing.....	114	90
Passing.....	110	160
Penalty.....	23	22
Third Down-Made/Att.....	71/215	76/214
Third Down Efficiency.....	33.0	35.5
Fourth Down-Made/Att.....	4/16	8/15
TOTAL NET YARDS.....	4,402	4,599
Avg. Per Game.....	275.1	287.4
Total Plays.....	952	985
Avg. Per Play.....	4.6	4.7
NET YARDS RUSHING.....	2,184	1,710
Avg. Per Game.....	136.5	106.9
Total Rushes.....	505	472
Avg. Per Rush.....	4.3	3.6
NET YARDS PASSING.....	2,218	2,889
Avg. Per Game.....	136.6	180.6
Sacked/Yards Lost.....	34/190	24/130
Gross Yards.....	2,408	3,019
Att./Completions.....	413/210	489/287
Completion Pct.....	50.8	58.7
Had Intercepted.....	20	9
PUNTS/AVERAGE.....	81/38.7	79/41.7
Net Punting Avg.....	31.1	34.5
PUNT RET./AVG.....	41/12.0	38/13.0
KICKOFF RET./AVG.....	64/23.1	54/21.6
INT./AVG. RET.....	9/21.2	20/17.2
PENALTIES/YARDS.....	92/744	69/634
FUMBLE/BALL LOST.....	25/14	29/16
TOUCHDOWNS.....	26	37
Rushing.....	8	12
Passing.....	14	20
Returns.....	4	5
EXTRA POINT/ATTEMPTS.....	24/26	33/37
Kicking Made-Attempts.....	24/24	33/34
Passing Made-Attempts.....	0/2	0/3
Rushing Made-Attempts.....	0/0	0/0
FIELD GOALS/ATTEMPTS.....	22/33	27/36
AVG TIME OF POSS.....	30:13	29:47

RUSHING	ATT	YDS	AVG	LG	TD
E. Smith	261	1,021	3.9	44	3
T. Hambrick	113	579	5.1	80	2
Wiley	34	247	7.3	58	0
Carter	45	150	3.3	17	1
Wright	17	57	3.4	12	0
Thomas	6	40	6.7	24	0
Galloway	3	32	10.7	16	0
Ismail	8	31	3.9	11	0
Stoerner	9	27	3.0	13	1
Seder	1	8	8.0	8	1
Chiaverini	1	3	3.0	3	0
Knorr	1	0	0.0	0	0
Taylor	1	0	0.0	0	0
Swinton	1	-4	-4.0	-4	0
Leaf	4	-7	-1.8	0	0
Cowboys	505	2,184	4.3	80	8
Opponents	472	1,710	3.6	48	12

RECEIVING	NO	YDS	AVG	LG	TD
Ismail	53	834	15.7	80	2
Galloway	52	699	13.4	47	3
E. Smith	17	116	6.8	22	0
Wiley	16	99	6.2	17	1
Harris	15	141	9.4	28	2
Lucky	13	96	7.4	16	1
Chiaverini	10	107	10.7	21	2
Huggins	8	36	4.5	10	0
Swinton	7	117	16.7	45	1
McGarity	6	45	7.5	11	1
Thomas	5	19	3.8	6	1
Hambrick	4	62	15.5	27	0
Rambo	3	28	9.3	14	0
Witherspoon	1	9	9.0	9	0
Cowboys	210	2,408	11.5	80	14
Opponents	287	3,019	10.5	78	20

INTERCEPTIONS	NO	YDS	AVG	LG	TD
Woodson	3	11	3.7	6	0
Cookley	2	39	19.5	29	2
Hawthorne	2	28	14.0	22	0
Edwards	1	71	71.0	71	1
Reese	1	42	42.0	42	0
Cowboys	9	191	21.2	71	3
Opponents	20	344	17.2	50	4

PUNTING	NO	YDS	AVG	TB	IN20	LG	BL	NET
Knorr	78	3,135	40.2	6	25	57	3	31.1
Gross Yards	81	3,135	38.7	6	25	57	3	31.1
Opponents	79	3,298	41.7	4	29	62	0	34.4

PUNT RETURNS	NO	FC	YDS	AVG	LG	TD
Swinton	31	8	414	13.4	65	1
McGarity	6	2	38	6.3	17	0
Rambo	2	0	15	7.5	13	0
Ismail	1	3	20	20.0	20	0
Galloway	1	0	6	6.0	6	0
Cowboys	41	13	493	12.0	65	1
Opponents	38	18	493	13.0	74	0

KICKOFF RETURNS	NO	YDS	AVG	LG	TD
Swinton	56	1,327	23.7	77	0
Wiley	4	90	22.5	40	0
Rambo	2	30	15.0	19	0
Larrimore	1	22	22.0	22	0
Evans	1	7	7.0	7	0
Cowboys	64	1,476	23.1	77	0
Opponents	54	1,164	21.6	61	0

SCORE BY QUARTERS	1	2	3	4	OT	T
Cowboys	38	81	45	82	0	246
Opponents	60	131	54	90	3	338

FIELD GOALS 11-19	20-29	30-39	40-49	50+	
Seder	0-0	5-5	3-5	3-6	0-1
Hilbert	0-0	3-3	6-6	2-7	0-0
Cowboys	0-0	8-8	9-11	5-13	0-1
Opponents	2-2	10-10	6-8	8-11	1-5

Seder	(22,46),(0),(41,43),(34B,41B), (41M,28,52M,39,26),(31),(22,47M,34M), (28,39),(0),(0),(0),(0),(0)
Hilbert	((0),(0),(0),(0),(0),(0),(47B,41M,30),(43), (44M,38,39),(38,41,48M),(37),(27,41M), (22,20),(33))
Opponents	(39,52M),(22,24,23,41M,43),(40,19), (1,44M),(27),(40,59M,42),(31,36M,19), (24,46,26,28,30),(24,50,48,28),(1),(35,41), (22,37),(34,35M),(46M),(51M,51M,47)

SCORING	TDR	TDP	TDR1	2PT	FG	PAT	S	TP
Seder	1	0	0	0	11/17	12/12	0	51
Hilbert	0	0	0	0	11/15	12/12	0	45
Galloway	0	3	0	0	0/0	0/0	0	18
Swinton	3	0	0	0	0/0	0/0	0	18
Chiaverini	0	2	0	0	0/0	0/0	0	12
Cookley	0	0	2a	0	0/0	0/0	0	12
Hambrick	2	0	0	0	0/0	0/0	0	12
Harris	0	2	0	0	0/0	0/0	0	12
Ismail	0	2	0	0	0/0	0/0	0	12
Swinton	0	1	1c	0	0/0	0/0	0	12
Carter	1	0	0	0	0/0	0/0	0	6
Edwards	0	0	1b	0	0/0	0/0	0	6
Lucky	0	1	0	0	0/0	0/0	0	6
McGarity	0	1	0	0	0/0	0/0	0	6
Stoerner	1	0	0	0	0/0	0/0	0	6
Thomas	0	1	0	0	0/0	0/0	0	6
Wiley	0	1	0	0	0/0	0/0	0	6
Cowboys	8	14	4	0	22/33	24/24	0	236
Opponents	12	20	5*	0	27/36	33/34	1	348

P-2PT Conversions: Cowboys 0/2; Opponents 0/3

- a 10 int return vs. Arizona (10/28)
- 29 int return @ N.Y. Giants (11/4)
- b 71 int return @ N.Y. Giants (11/4)
- c 65 punt return vs. Denver (11/22)

- * Moore 10 fumble return @ Philadelphia (9/30)
- Trotter 50 int. return vs. Philadelphia (11/18)
- Hampton 33 int. return vs. Philadelphia (11/18)
- Charlton 38 int return @ Seattle (12/16)
- McKinnon 24 int return @ Arizona (12/23)
- Swinton fumble punt out of end zone @ Sea (12/16)

USUAL STARTERS

WR	Raghib Ismail	LE	Greg Ellis
LT	Flozell Adams	NT	Brandon Noble
LG	Larry Allen	DT	Mike Myers
CG	Mark Stepanoski	RE	Peppi Zelnier
RG	Kelvin Garmon	WLB	Dexter Cookley
RT	Solomon Page	MLB	Dat Nguyen
TE	Jackie Harris (12)	SLB	Markus Steele (10)
	Mike Lucky (4)		Darren Hambrick (5)
WR	Joey Galloway	RCB	Mario Edwards
QB	Quincy Carter (8)	LCB	Duane Hawthorne (11)
	Ryan Leaf (3)		Izell Reese (3)
	Anthony Wright (3)	SS	Darren Woodson
	Clint Stoerner (2)	FS	George Teague
RB	Emmitt Smith		
FB	Troy Hambrick (9)	P	Micah Knorr
	Robert Thomas (5)		
Pro Bowlers in Bold			
K	Jon Hilbert (8)		
	Tim Seder (8)		

2002 ★ DALLAS COWBOYS STATISTICS ★ 2002

FOURTH PLACE, NFC EAST
HEAD COACH: DAVE CAMPO

PRESEASON (3-1)

Date	W/L	Score	Opponent	Att.
8/9	W	20-6	OAKLAND	61,836
8/17	W	19-16	@ Carolina	72,624
8/24	L	19-21	ATLANTA	62,942
8/29	W	28-25	@ Jacksonville	48,809

REGULAR SEASON (5-11)

9/8	L	10-19	@ Houston	69,604
9/15	W	21-13	TENNESSEE	62,527
9/22	L	13-44	@ Philadelphia	65,537
9/29	W	13-10	@ St. Louis	66,165
10/6	L	17-21	N.Y. GIANTS	63,447
10/13	W	14-13	CAROLINA	61,773
10/20	L	6-9	@ Arizona (OT)	59,702
10/27	L	14-17	SEATTLE	63,854
11/3	L	7-9	@ Detroit	61,789
11/10			- Bye -	
11/17	L	3-20	@ Indianapolis	57,057
11/24	W	21-19	JACKSONVILLE	62,204
11/28	W	27-20	WASHINGTON	63,606
12/8	L	7-31	SAN FRANCISCO	64,097
12/15	L	7-37	@ N.Y. Giants	78,698
12/21	L	3-27	PHILADELPHIA	63,209
12/29	L	14-20	@ Washington	84,142

TEAM STATISTICS

	DALLAS	OPP
FIRST DOWNS	237	291
Rushing	87	90
Passing	129	178
Penalty	21	23
Third Down-Made/Att.	50/208	92/246
Third Down Efficiency	24.0%	37.4%
Fourth Down-Made/Att.	4/12	9/11
TOTAL NET YARDS	4,375	5,267
Avg. Per Game	273.4	329.2
Total Plays	948	1,079
Avg. Per Play	4.6	4.9
NET YARDS RUSHING	1,754	1,818
Avg. Per Game	109.6	113.6
Total Rushes	423	481
Avg. Per Rush	4.1	3.8
NET YARDS PASSING	2,621	3,449
Avg. Per Game	163.8	215.6
Sacked/Yards Lost	54/399	24/137
Good Yards	3,020	3,586
Attempts/Completions	471/252	574/334
Pct. of Completions	53.5%	58.2
Had Intercepted	16	19
PUNTS/AVERAGE	113/40.4	94/41.4
Net Punting Average	33.0	36.0
PUNT RET./AVG.	39/8.3	58/11.0
KICKOFF RET./AVG.	68/22.4	48/22.8
INT./AVG. RET.	19/11.9	16/15.8
PENALTIES/YARDS	105/974	119/919
FUMBLES/BALL LOST	33/18	23/11
TOUCHDOWNS	26	35
Rushing	7	10
Passing	14	22
Returns	5	3
EXTRA POINTS/ATTEMPTS	25/26	34/35
TWO POINT CONV./ATTS.	0/0	0/0
FIELD GOALS/ATTEMPTS	12/19	27/38
AVG. TIME OF POSS.	28:04	31:56

RUSHING	ATT	YDS	AVG	LG	TD
E. Smith	254	975	3.8	30	5
Hambrick	79	317	4.0	18	1
Wiley	22	168	7.6	46	1
Carter	27	91	3.4	16	0
Hutchinson	18	74	4.1	18	0
Bryant	6	40	6.7	24	0
Galloway	4	31	7.8	21	0
Thomas	10	31	3.1	14	0
Swinton	1	23	23.0	23	0
D. Scott	1	14	14.0	14	0
Knorr	1	-10	-10.0	-10	0
Cowboys	423	1,754	4.1	46	7
Opponents	481	1,818	3.8	60	10

RECEIVING	NO	YDS	AVG	LG	TD
Galloway	61	908	14.9	80	6
Bryant	44	733	16.7	78	6
McGee	23	294	12.8	58	1
D. Scott	22	218	9.9	17	1
Hambrick	21	99	4.7	14	0
Whalen	17	152	8.9	33	0
Smith	16	89	5.6	17	0
Rambo	14	211	15.1	47	0
Wiley	13	144	11.1	31	0
Thomas	12	80	6.7	23	0
Swinton	7	63	9.0	16	0
Lucky	1	22	22.0	22	0
McKie	1	7	7.0	7	0
Cowboys	252	3,020	12.0	80	14
Opponents	334	3,586	10.7	65	22

INTERCEPTIONS	NO	YDS	AVG	LG	TD
Ro. Williams	5	90	18.0	85	2
Ross	5	17	3.4	12	0
Edwards	2	29	14.5	29	0
Coakley	1	52	52.0	52	1
Hunter	1	16	16.0	16	0
Hawthorne	1	15	15.0	15	0
Glavner	1	7	7.0	7	0
Woodson	1	1	1.0	1	0
Ellis	1	0	0.0	0	0
Dixon	1	0	0.0	0	0
Cowboys	19	227	11.9	85	3
Opponents	16	252	15.8	80	1

PUNTING	NO	YDS	AVG	TB	IN20	LG	BL	NET
Filipovic	65	2,640	40.6	6	14	60	1	31.5
Knorr	47	1,928	41.0	4	11	56	0	35.1
Cowboys	113	4,568	40.4	10	25	60	1	33.0
Opp.	93	3,893	41.4	9	39	64	1	36.0

PUNT RETURNS	NO	FC	YDS	AVG	LG	TD
Swinton	19	9	141	7.4	26	0
Galloway	15	8	181	12.1	71	0
Rambo	5	2	3	0.6	4	0
Cowboys	39	19	325	8.3	71	0
Opponents	58	20	637	11.0	52	0

KICKOFF RETURNS	NO	YDS	AVG	LG	TD
Swinton	28	697	24.9	100	1
Dantzier	27	602	22.3	84	1
Rambo	7	127	18.1	24	0
Wiley	4	62	15.5	27	0
Noble	2	33	16.5	17	0
Cowboys	68	1,521	22.4	100	2
Opponents	48	1,095	22.8	47	0

PASSING	ATT	COMP	YDS	PCT	AVG	ATT	TD	PCT	PCT	LG	SKS/YDS	RATING
Hutchinson	250	127	1,555	50.8	6.2	7	28	8	3.2	58	34/265	66.3
Carter	221	125	1,465	56.6	6.6	7	3.2	8	3.6	80	19/130	72.3
Wiley	0	0	0	0.0	0.0	0	0	0	0	0	1/4	39.6
Cowboys	471	252	3,020	53.5	6.4	14	3.0	16	3.4	80	54/399	69.1
Opponents	574	334	3,586	58.2	6.3	22	3.8	19	3.3	65	24/137	75.6

SCORE BY	QUARTERS				OT	T
Cowboys	23	47	51	96	0	217
Opponents	55	103	48	120	3	329

FIELD GOALS	11-19	20-29	30-39	40-49	50+
Cundiff	0-0	3-3	5-7	4-8	0-1
Cowboys	0-0	3-3	5-7	4-8	0-1
Opponents	0-0	5-7	10-11	9-14	3-6

Cundiff: (33,42M),(,)(47,33),(35,48),(45M,32),(,)(49M),(,),(,)(21,52M),(33M),(21,37M,42),(23,37,47M),(,)(42),0)

Opponents: (42),(38,52),(51,20,32),(27,49M),(,)(44M,50,44),(41,53M,23,28M,51M,40),(20),(42,44,43),(23M,48,42M,32),(41M,31),(36B),(44M,55M,47),(38,35,31),(32,39),(22,38)

SCORING	TDR	TD	TPR	2Pr	FG	PAT	S	TP
Cundiff	0	0	0	0	12/19	25/25	0	61
Bryant	0	6	0	0	0/0	0/0	0	36
Galloway	0	6	0	0	0/0	0/0	0	36
Smith	5	0	0	0	0/0	0/0	0	30
Ro. Williams	0	0	2c	0	0/0	0/0	0	12
Coakley	0	0	1a	0	0/0	0/0	0	6
Dantzier	0	0	1d	0	0/0	0/0	0	6
Hambrick	1	0	0	0	0/0	0/0	0	6
McGee	0	1	0	0	0/0	0/0	0	6
D. Scott	0	1	0	0	0/0	0/0	0	6
Swinton	0	0	1b	0	0/0	0/0	0	6
Wiley	1	0	0	0	0/0	0/0	0	6
Cowboys	7	14	5	0	12/19	25/25	0	27
Opponents	10	22	3*	0	27/38	34/35	2	39

2-Pt. Conversions: Cowboys 0-1, Opponents 0-0

- a 52 int return vs. Tennessee (9/15)
- b 100 kickoff return @ Philadelphia (9/22)
- c 5 int return vs. Washington (11/28)
- d 85 int return @ Wash. (12/29)
- d 84 kick off return vs. San Francisco (12/8/02)

- * Holmes 50 fumble recovery @ N.Y.G (12/15)
- Barber 80 int return vs. Philadelphia (12/21)
- Arrington 0 fumble recovery @ Wash (12/29)
- # Payne sacked in end zone @ Houston (9/8)
- Meier tackles in end zone vs. Jac (11/24)

USUAL STARTERS

WR	Antonio Bryant	LE	Greg Ellis
LT	Flozell Adams	NT	Brandon Noble
LG	Larry Allen (3)	DT	La'Roi Glover
	Ross Tucker (7)	RE	Ebenezer Ekuban
C	Andre Gurode (6)	WRB	Dexter Coakley
	Tyson Walker (8)	MLB	Dat Nguyen (8)
RG	Kevin Garmon (3)		Keith Adams (5)
	Solomon Page (5)	SLB	Kevin Hardy
	Andre Gurode (8)	RCB	Mario Edwards
RT	Solomon Page (10)	LCB	D. Hawthorne (4)
	Javiar Collins (4)		Derek Ross (9)
TE	Tony McGee	SS	Darren Woodson (10)
WR	Joey Galloway		Tony Dixon (6)
QB	Quincy Carter (7)	FS	Roy Williams
	Chad Hutchinson (9)		
RB	Ermitt Smith	P	Micha Knorr (8)
FB	Robert Thomas		Filip Filipovic (7)
K	Billy Cundiff	Pro Bowlers in Bold	

2003 ★ DALLAS COWBOYS STATISTICS ★ 2003

SECOND PLACE, NFC EAST
HEAD COACH: BILL PARCELLS

PRESEASON (2-2)
Date W/L Score Opponent Att.
8/9 L 0-13 @ Arizona 23,838
8/15 W 34-6 HOUSTON 60,058
8/21 L 14-15 @ Pittsburgh 58,099
8/28 W 52-13 OAKLAND 53,078
REGULAR SEASON (10-6)
9/7 L 13-27 ATLANTA 64,104
9/15 W 35-32 @ N.Y. Giants (OT) 78,907
9/21 - Bye -
9/28 W 17-6 @ N.Y. Jets 77,863
10/5 W 24-7 ARIZONA 63,601
10/12 W 23-21 PHILADELPHIA 63,648
10/19 W 38-7 @ Detroit 61,160
10/26 L 0-16 @ Tampa Bay 65,602
11/2 W 21-14 WASHINGTON 64,002
11/9 W 10-6 BUFFALO 63,770
11/16 L 0-12 @ New England 68,436
11/23 W 24-20 CAROLINA 63,871
11/27 L 1-40 MIAMI 64,110
12/7 L 10-36 @ Philadelphia 69,773
12/14 W 27-0 @ Washington 70,284
12/21 W 19-3 N.Y. GIANTS 64,118
12/28 L 7-13 @ New Orleans 68,451
2003 NFC Wild Card Game
1/3/04 L 10-29 @ Carolina 73,014

RUSHING
Hambrick 275 972 3.5 42 5
Anderson 70 306 4.4 19 1
Carter 68 257 3.8 19 2
Cason 40 220 5.5 63t 2
Murrell 28 107 3.8 17 0
Bickerstaff 19 56 2.9 9 1
Glenn 3 55 18.3 47 0
Galloway 4 22 5.5 10 0
Martin 4 7 1.8 3 0
Bryant 2 0 0.0 2 0
Hutchinson 2 -3 -1.5 -1 0
Cowboys 515 1,999 3.9 63t 11
Opponents 413 1,425 3.5 64t 7

RECEIVING
Anderson 69 493 7.1 37 4
Glenn 52 754 14.5 51t 5
Bryant 39 550 14.1 54 2
Witten 35 347 9.9 36t 1
Galloway 34 672 19.8 64 2
Campbell 20 195 9.8 23 1
Cason 17 142 8.4 28 0
Hambrick 17 99 5.8 13 0
Murrell 4 32 8.0 14 0
Smith 3 46 15.3 32 0
Martin 2 9 4.5 6 0
Robinson 2 8 4.0 5t 2
Cowboys 294 3,347 11.4 64 17
Opponents 239 2,820 11.8 76t 18

INTERCEPTIONS NO YDS AVG LG TD
Newman 4 23 5.8 25 0
Williams 2 69 34.5 39 0
Singleton 2 42 21.0 41t 1
Edwards 1 27 27.0 27t 1
Coakley 1 24 24.0 24 0
Hunter 1 0 0.0 0 0
Ross 1 0 0.0 0 0
Woodson 1 -2 -2.0 -2 0
Cowboys 13 183 14.1 41t 2
Opponents 21 285 13.6 70 1

PUNTING NO YDS AVG TB IN20 LG BL NET
Gowin 94 3,665 39.0 8 25 59 0 34.9
Cundiff 1 32 32.0 1 0 32 0 12.0
Cowboys 95 3,697 38.9 9 25 59 0 34.6
Opp. 105 4,471 42.6 7 33 60 0 37.5

PUNT RETURNS NO FC YDS AVG LG TD
Smith 30 13 212 7.1 46 0
Galloway 20 8 178 8.9 36 0
Swinton 1 3 0 0.0 0 0
Cowboys 51 24 390 7.6 46 0
Opponents 34 26 227 6.7 19 0

KICKOFF RETURNS NO YDS AVG LG TD
Smith 23 495 21.5 54 0
Ross 18 434 24.1 37 0
Cason 5 81 16.2 19 0
Bates 4 90 22.5 30 0
Swinton 3 65 21.7 25 0
R. Williams 2 60 30.0 37t 1
Galloway 2 38 19.0 22t 0
Bickerstaff 2 24 12.0 15t 0
Ogbogo 1 5 5.0 5t 0
Cowboys 60 1,292 21.5 54t 1
Opponents 66 1,448 21.9 63 0

SCORE BY QUARTERS
1 2 3 4 OT T
Cowboys 72 106 57 51 3 289
Opponents 52 69 70 69 0 260

FIELD GOALS 11-19 20-29 30-39 40-49 50+
Cundiff 0-0 11-11 5-6 4-7 3-5
Cowboys 0-0 11-11 5-6 4-7 3-5
Opponents 0-0 9-9 7-7 4-5 1-2

Cundiff: (33M), (37,49,53M,42,21,36,52,5), (26), (33,36), (51,22,28), (23), (41M), (51), (1), (24,49M,44M), (1), (29), (50M,34,20), (24,42,21,49), (1)
Opponents (37.31), (30), (34,38), (1), (1), (24,26,50,48M), (1), (41,29), (23,26), (44,52M,34), (33,42), (22,21), (1), (45), (24,27)

SCORING TDR TDP TDTRI 2Pt FG PAT S TP
Cundiff 0 0 0 0 0 23/29 30/31 0 99
Anderson 1 4 0 0 0 0 0 0 30
Glenn 0 5 0 0 0 0 0 0 30
Hambrick 5 0 0 0 0 0 0 0 30
Bryant 0 2 0 0 0 0 0 0 12
Carter 2 0 0 0 0 0 0 0 12
Cason 2 0 0 0 0 0 0 0 12
Galloway 0 2 0 0 0 0 0 0 12
Robinson 0 2 0 0 0 0 0 0 12
Bickerstaff 1 0 0 0 0 0 0 0 6
Campbell 0 1 0 0 0 0 0 0 6
Edwards 0 0 1e 0 0 0 0 0 6
Singleton 0 0 1a 0 0 0 0 0 6
Ra. Williams 0 0 1d 0 0 0 0 0 6
Witten 0 1 0 0 0 0 0 0 6
Coleman 0 0 0 0 0 0 0 1c 2
Glover 0 0 0 0 0 0 0 1b 2
Cowboys 11 17 3 0 23/29 30/31 2 289
Opponents 7 18 3* 2 21/23 23/26 1 260

2-Pt. Conversions: Cowboys 0-0, Opponents 2-2

- a 41t int return at N.Y. Giants (9/15)
b Sacked J Blake in the endzone vs. Ari (10/5)
c Sacked J Blake in the endzone vs. Ari (10/5)
d 38 kickoff return vs. Philadelphia (10/12)
e 27 int return at Detroit (10/19)

- * R. Brown 29 int return @ N.Y. Giants (9/15)
D. Bly 67 fumble return @ Detroit (10/19)
J. Taylor 34 fumble return vs. Miami (11/27)
+ Ball snap through endzone @ Phi. (12/7)

TEAM STATISTICS DALLAS OPP
FIRST DOWNS286.....228
Rushing115.....68
Passing149.....127
Penalty22.....33
Third Down-Made/Att.....68/241.....69/227
Third Down Efficiency.....36.5.....30.4
Fourth Down-Made/Att.....4/12.....7/15
TOTAL NET YARDS5,161.....4,056
Avg. Per Game322.6.....253.5
Total Plays1,062.....937
Avg. Per Play4.9.....4.3
NET YARDS RUSHING.....1,999.....1,425
Avg. Per Game124.9.....89.1
Total Rushes.....515.....413
Avg. Per Rush.....3.9.....3.5
NET YARDS PASSING.....3,162.....2,631
Avg. Per Game197.6.....164.4
Sacked/Yards Lost.....37/185.....32/189
Gross Yards.....3,347.....2,820
Attempts/Completions.....510/294.....492/239
Pct. of Completions.....57.6.....48.6
Had Intercepted.....21.....13
PUNTS/AVERAGE.....95/38.9.....105/42.6
Net Punting Average.....34.6.....37.5
PUNT RET./AVG.....51/7.6.....34/6.7
KICKOFF RET./AVG.....60/21.5.....66/21.9
INT./AVG. RET.....13/14.1.....21/13.6
PENALTIES/YARDS.....98/837.....88/763
FUMBLES/BALL LOST.....26/8.....24/12
TOUCHDOWNS.....31.....28
Rushing.....11.....7
Passing.....17.....18
Returns.....3.....3
EXTRA POINTS/ATTEMPTS.....30/31.....23/26
TWO POINT CONV./ATTS.....0/0.....2/2
FIELD GOALS/ATTEMPTS.....23/29.....21/23
AVG. TIME OF POSS.....32:34.....27:26

PASSING
Carter 505 292 3,302 57.8 6.5 17 3.4 21 4.2 64 37/185 71.4
Hutchinson 2 1 8 50.0 4.0 0 0.0 0 0.0 8 0 0 60.4
Cason 1 1 37 100.0 37.0 0 0.0 0 0.0 37 0 0 118.8
Anderson 1 0 0 0.0 0.0 0 0.0 0 0.0 0 0 0 39.6
Glenn 1 0 0 0.0 0.0 0 0.0 0 0.0 0 0 0 39.6
Cowboys 510 294 3,347 57.6 6.6 17 3.3 21 4.1 64 37/185 71.4
Opponents 492 239 2,820 48.6 5.7 18 3.7 13 2.6 76t 32/189 67.6

USUAL STARTERS
WR Joey Galloway RE Ebenezer Ekuban
LT Flozell Adams RT La'Roi Glover
LG Larry Allen LT Willie Blide
C Matt Lehr LE Greg Ellis
RG Andre Gurode SLB Al Singleton
RT Ryan Young (7) MLB Dat Nguyen
Kurt Vollers (8) WLB Dexter Coakley
TE Dan Campbell LCB Terence Newman
WR Terry Glenn RCB Mario Edwards
QB Quincy Carter SS Darren Woodson
RB Troy Hambrick FS Roy Williams
FB Richie Anderson
K Billy Cundiff
Pro Bowlers in Bold

2004 ★ DALLAS COWBOYS STATISTICS ★ 2004

THIRD PLACE, NFC EAST				
HEAD COACH: BILL PARCELLS				
PRESEASON (3-1)				
Date	W/L	Score	Opponent	Att.
8/14	L	0-18	@ Houston	70,431
8/21	W	21-20	@ Oakland	35,000
8/30	W	20-17	TENNESSEE	58,171
9/2	W	24-20	KANSAS CITY	61,157
REGULAR SEASON (6-10)				
9/12	L	17-35	@ Minnesota	64,105
9/19	W	19-12	CLEVELAND	63,119
9/27	W	21-18	@ Washington	90,367
10/3 - Bye -				
10/10	L	10-26	N.Y. GIANTS	64,018
10/17	L	20-24	PITTSBURGH	64,162
10/24	L	20-41	@ Green Bay	70,679
10/31	W	31-21	DETROIT	63,616
11/7	L	3-26	@ Cincinnati	65,721
11/15	L	21-49	PHILADELPHIA	64,190
11/21	L	10-30	@ Baltimore	69,924
11/25	W	21-7	CHICAGO	64,026
12/6	W	43-39	@ Seattle	68,093
12/12	L	13-27	NEW ORLEANS	64,056
12/19	W	7-12	@ Philadelphia	67,723
12/26	W	13-10	WASHINGTON	63,705
1/2/05	L	24-28	@ N.Y. Giants	78,500

TEAM STATISTICS			DALLAS	OPP
FIRST DOWNS.....				
	296	297		
Rushing.....				
	101	88		
Passing.....				
	171	180		
Penalty.....				
	24	29		
Third Down-Made/Att.....				
	78/214	75/192		
Third Down Efficiency.....				
	36.4	39.1		
Fourth Down-Made/Att.....				
	9/17	2/7		
TOTAL NET YARDS.....				
	5,197	5,285		
Avg. Per Game.....				
	324.8	330.3		
Total Plays.....				
	1,004	960		
Avg. Per Play.....				
	5.2	5.5		
NET YARDS RUSHING.....				
	1,769	1,764		
Avg. Per Game.....				
	110.6	110.3		
Total Rushes.....				
	449	425		
Avg. Per Rush.....				
	3.9	4.2		
NET YARDS PASSING.....				
	3,428	3,521		
Avg. Per Game.....				
	214.3	352.1		
Sacked/Yards Lost.....				
	36/208	33/197		
Gross Yards.....				
	3,636	3,718		
Attempts/Completions.....				
	519-308	502-310		
Pct. of Completions.....				
	59.3	61.8		
Had Intercepted.....				
	23	13		
POINTS/AVERAGE.....				
	76-42.3	78-41.8		
Net Punting Average.....				
	35.1	35.8		
PUNT RET./AVG.....				
	44/8.9	39/10.5		
KICKOFF RET./AVG.....				
	78/20.6	62/17.5		
INT./AVG. RET.....				
	13/8.4	23/22.9		
PENALTIES/YARDS.....				
	105/867	104/879		
FUMBLE/BALL LOST.....				
	26-14	20-9		
TOUCHDOWNS.....				
	33	49		
Rushing.....				
	14	14		
Passing.....				
	19	31		
Returns.....				
	0	4		
EXTRA POINTS/ATTEMPTS.....				
	31/31	44/45		
TWO POINT CONV./ATTS.....				
	1/2	2/4		
FIELD GOALS/ATTEMPTS.....				
	20/26	21/23		
AVG. TIME OF POSS.....				
	30:37	29:23		

	PASSING				RUSHING				RECEIVING				
	ATT	COMP	PCT	AVG	ATT	YDS	PCT	AVG	NO	YDS	PCT	AVG	
Testaverde	495	297	3,532	60.0	7.1	17	3.4	20	4.0	53	34	182	76.4
Henson	18	10	78	55.6	4.1	1	5.6	1	5.6	16	2/26	61.8	
Anderson	1	1	26	100.0	26.0	1	110.0	0	0.0	26	0	158.3	
K. Johnson	2	0	0	0.0	0.0	0	0.0	1	50.0	0	0	0.0	
Crayton	1	0	0	0.0	0.0	0	0.0	1	100.0	0	0	0.0	
Glenn	1	0	0	0.0	0.0	0	0.0	0	0.0	0	0	39.6	
McBriar	1	0	0	0.0	0.0	0	0.0	0	0.0	0	0	39.6	
Cowboys	519	308	3,636	59.3	7.0	19	3.7	23	4.4	53	36	208	74.5
Opponents	502	310	3,718	61.8	7.4	31	6.2	13	2.6	76	33	197	94.2

	ATT	YDS	AVG	LG	TD
J. Jones	197	819	4.2	53	7
George	132	432	3.3	24	4
Anderson	57	246	4.3	27	1
Lee	27	128	4.7	14	1
Testaverde	21	38	1.8	10	1
Coakley	1	33	33.0	33	0
Morgan	2	23	11.5	13	0
K. Johnson	2	13	6.5	14	0
Ra. Williams	1	13	13.0	13	0
Ward	1	11	11.0	11	0
Barnes	5	10	2.0	8	0
Henson	1	7	7.0	7	0
Copper	1	-1	-1.0	-1	0
Glenn	1	-3	-3.0	-3	0
Cowboys	449	1,769	3.9	53	14
Opponents	425	1,764	4.2	90	14

	NO	YDS	AVG	LG	TD
Writing	87	980	11.3	42	6
K. Johnson	70	981	14.0	39	6
Anderson	26	207	8.0	28	0
Glenn	24	400	16.7	48	2
Morgan	22	260	11.8	53	0
J. Jones	17	109	6.4	37	0
Bryant	16	266	16.6	48	0
Crayton	12	162	13.5	39	1
Barnes	10	59	5.9	14	1
George	9	83	9.2	28	0
Copper	7	84	12.0	22	1
Campbell	2	16	8.0	9	0
Robinson	2	2	1.0	11	2
Ra. Williams	1	14	14.0	14	0
Ward	1	5	5.0	5	0
Lee	1	4	4.0	4	0
Polite	1	4	4.0	4	0
Cowboys	308	3,636	11.8	53	19
Opponents	310	3,718	12.0	76	31

	NO	YDS	AVG	LG	TD
Newman	4	31	7.8	21	0
Nguyen	3	19	6.3	19	0
Ro. Williams	2	53	26.5	33	0
Frazier	2	2	1.0	2	0
Hunter	1	2	2.0	2	0
Scott	1	2	2.0	2	0
Cowboys	13	109	8.4	33	0
Opponents	23	526	22.9	101	4

	NO	YDS	AVG	TB	INT2	LG	BL	NET
McBriar	75	3,182	42.4	7	22	68	0	35.1
Cundiff	1	34	34.0	0	1	34	0	34.0
Cowboys	76	3,216	42.3	7	23	68	0	35.1
Opp.	78	3,260	41.8	4	22	58	0	35.8

	NO	FC	YDS	AVG	LG	TD
Frazier	24	9	229	9.5	55	0
Ward	14	6	114	8.1	13	0
Crayton	4	1	34	8.5	17	0
Newman	2	0	13	6.5	7	0
Cowboys	44	16	390	8.9	55	0
Opponents	39	16	410	10.5	43	0

	NO	YDS	AVG	LG	TD
Lee	41	964	23.5	62	0
Copper	16	307	19.2	39	0
Reeves	13	199	15.3	27	0
N. Jones	2	43	21.5	25	0
B. Thornton	2	43	21.5	24	0
Morgan	2	25	12.5	19	0
Pierce	1	13	13.0	13	0
Lehr	1	9	9.0	9	0
Cowboys	78	1,603	20.6	62	0
Opponents	62	1,083	17.5	34	0

	1	2	3	4	OT	T
Cowboys	63	82	72	76	-	293
Opponents	47	120	83	155	-	405

	11-19	20-29	30-39	40-49	50+
Cundiff	1-1	6-6	4-4	9-13	0-2
Cowboys	1-1	6-6	4-4	9-13	0-2
Opponents	1-1	6-6	4-4	7-8	3-4

Cundiff: (27),(30,49M),(,)(41,52M),(47,39),
 (46,24),(40),(24),(,)(19,41M),(52M),
 (39,49,47),(42M,34,41),(46M),(26,23),
 (40,24,45)
 Opponents: (,)(45,23,49,22),(19),(31,51,47,26),
 (51),(26,40),(,)(35,47,45,30),(,)(50),(48M),
 (21),(39,44),(,)(25,57M),(,)

SCORING	TDR	TD	PDR	2PR	FG	PAT	S	TP
Cundiff	0	0	0	0	20/26	31/31	0	91
J. Jones	7	0	0	0	0/0	0/0	0	42
Witten	0	6	0	1	0/0	0/0	0	38
K. Johnson	0	6	0	0	0/0	0/0	0	36
George	4	0	0	0	0/0	0/0	0	24
Glenn	0	2	0	0	0/0	0/0	0	12
Robinson	0	2	0	0	0/0	0/0	0	12
Anderson	1	0	0	0	0/0	0/0	0	6
Barnes	0	1	0	0	0/0	0/0	0	6
Copper	0	1	0	0	0/0	0/0	0	6
Crayton	0	1	0	0	0/0	0/0	0	6
Lee	1	0	0	0	0/0	0/0	0	6
Testaverde	1	0	0	0	0/0	0/0	0	6
Team	0	0	0	0	0/0	0/0	0	1
Cowboys	14	19	0	1	20/26	31/31	1	293
Opponents	14	31	4*	2	21/23	44/45	0	405

2-PT. Conversions: Team 1-2, Opponents 2-4
 # J. Gonzalez holding in end zone vs. Cle (9/19)
 * D. Bly 55 int. return vs. Detroit (10/31)
 L. Sheppard 101 int. return vs. Phi (11/15)
 C. Williams 44 int. return at Baltimore (11/21)
 R. McQuarters 45 int. return vs. Chicago (11/25)

USUAL STARTERS					
WR	Keyshawn Johnson	RE	Marcellus Wiley		
LT	Fitzell Adams	RT	La'Roi Glover		
LG	Larry Allen	LT	Leonardo Carson		

2007 ☆ DALLAS COWBOYS STATISTICS ☆ 2007

STAFF

PLAYERS

2024 SEASON

RECORDS

PLAYOFF RECORDS

STATISTICS

2007 SIDELINES

**FIRST PLACE, NFC EAST
HEAD COACH: WADE PHILLIPS**

PRESEASON (2-2)		
Date	W/L	Score Opponent
8/9	W	23-10 INDIANAPOLIS
8/18	W	31-20 DENVER
8/25	L	16-28 @ Houston
8/30	L	14-23 @ Minnesota

REGULAR SEASON (13-3)		
Date	W/L	Score Opponent
9/9	W	45-35 N.Y. GIANTS
9/16	W	37-20 @ Miami
9/23	W	34-10 @ Chicago
9/30	W	35-7 ST. LOUIS
10/8	W	25-24 @ Buffalo
10/14	L	27-48 NEW ENGLAND
10/21	W	24-14 MINNESOTA
10/28		- Bye -
11/4	W	38-17 @ Philadelphia
11/11	W	31-20 @ N.Y. Giants
11/18	W	28-23 WASHINGTON
11/22	W	34-3 N.Y. JETS
11/29	W	37-27 GREEN BAY
12/9	W	28-27 @ Detroit
12/16	L	6-10 PHILADELPHIA
12/22	W	20-13 @ Carolina
12/30	L	6-27 @ Washington

2007 NFC DIVISIONAL PLAYOFF GAME		
1/13/08 L	17-21	N.Y. GIANTS

TEAM STATISTICS	DALLAS	OPP
FIRST DOWNS.....	322	304
Rushing.....	83	86
Passing.....	217	195
Penalty.....	22	23
Third Down-Made/Att.....	84/199	85/216
Third Down Efficiency.....	42.2	39.4
Fourth Down-Made/Att.....	10/14	10/18
TOTAL NET YARDS.....	5,851	4,922
Avg. Per Game.....	365.7	307.6
Total Plays.....	975	1,008
Avg. Per Play.....	6.0	4.9
NET YARDS RUSHING.....	1,746	1,513
Avg. Per Game.....	109.1	94.6
Total Rushes.....	419	381
Avg. Per Rush.....	4.2	4.0
NET YARDS PASSING.....	4,105	3,409
Avg. Per Game.....	256.6	213.1
Sacked/Yards Lost.....	25/185	46/319
Gross Yards.....	4,290	3,728
Attempts/Completions.....	531/342	581/342
Pct. of Completions.....	64.4	58.9
Had Intercepted.....	19	19
PUNTS/AVERAGE.....	63/47.1	73/45.0
Net Punting Average.....	38.5	39.1
PUNT RET./AVG.....	26/8.7	35/11.6
KICKOFF RET./AVG.....	61/22.3	86/23.0
INT./AVG. RET.....	19/17.4	19/10.1
PENALTIES/YARDS.....	104/815	85/785
FUMBLE/BALL LOST.....	21/5	26/10
TOUCHDOWNS.....	54	36
Rushing.....	14	12
Passing.....	36	19
Returns.....	4	5
EXTRA POINTS/ATTEMPTS.....	53/53	34/34
TWO POINT CONV./ATTS.....	0/1	0/2
FIELD GOALS/ATTEMPTS.....	26/31	25/31
AVG. TIME OF POSS.....	30:34	29:27

RUSHING	ATT	YDS	AVG	LG	TD
Barber	204	975	4.8	54	10
J. Jones	164	588	3.6	25	2
Romo	31	129	4.2	17	2
Thompson	14	54	3.9	23	0
Owens	1	5	5.0	5	0
Johnson	5	-5	-1.0	-1	0
Cowboys	419	1,746	4.2	54	14
Opponents	381	1,513	4.0	62	12

RECEIVING	NO	YDS	AVG	LG	TD
Witten	96	1,145	11.9	53	7
Owens	81	1,355	16.7	52	15
Crayton	50	697	13.9	59	7
Barber	44	282	6.4	29	2
J. Jones	23	203	8.8	24	0
Hurd	19	314	16.5	51	1
Fasano	14	143	10.2	26	1
Anderson	6	55	9.2	17	0
Austin	5	76	15.2	35	0
Curtis	3	18	6.0	15	3
Hoyle	1	2	2.0	2	0
Cowboys	342	4,290	12.5	59	36
Opponents	342	3,728	10.9	69	19

INTERCEPTIONS	NO	YDS	AVG	LG	TD
Henry	6	81	13.5	28	1
Hamlin	5	93	18.6	35	0
Newman	4	129	32.3	70	1
Williams	2	10	5.0	10	0
Reeves	1	18	18.0	18	0
Watkins	1	0	0.0	0	0
Cowboys	19	331	17.4	70	2
Opponents	19	191	10.1	38	2

PUNTING	NO	YDS	AVG	TB	INT	LG	BL	NET
McBriar	63	2,970	47.1	7	17	64	0	38.5
Cowboys	63	2,970	47.1	7	17	64	0	38.5
Opp.	73	3,284	45.0	10	27	66	0	39.1

PUNT RETURNS	NO	FC	YDS	AVG	LG	TD
Crayton	22	20	201	9.1	49	0
Newman	4	1	26	6.5	13	0
Cowboys	26	21	227	8.7	49	0
Opponents	35	9	406	11.6	85	1

KICKOFF RETURNS	NO	YDS	AVG	LG	TD
Austin	24	612	25.5	60	0
Thompson	20	471	23.6	72	0
N. Jones	6	122	20.3	27	0
Stanback	3	78	26.0	35	0
Curtis	3	27	9.0	16	0
Crayton	3	26	8.7	13	0
McQuistan	1	12	12.0	12	0
Anderson	1	10	10.0	10	0
Cowboys	61	1,358	22.3	72	0
Opponents	86	1,979	23.0	103	1

SCORE BY QUARTERS						
	1	2	3	4	OT	T
Cowboys	61	147	117	130	-	455
Opponents	88	97	64	76	-	325

FIELD GOALS	11-19	20-29	30-39	40-49	50+
Folk	0-0	10-12	7-7	7-7	2-5
Cowboys	0-0	10-12	7-7	7-7	2-5
Opponents	1-1	8-9	5-6	10-12	1-3

Folk: (31),(26,28,47),(30,23,44),(1), (47,29,37,53),(38,23),(50,45),(22), (44),(51M),(46,27),(26,51,25),(50M), (33,23),(42,23),(28M,37,30)

Opponents: (44,48,24),(37,45),(20),(28M), (24,54M),(45,22),(48B),(36),(40,26), (49M,45,39,44),(40),(47,52),(19,36,35M), (47ML,21),(37,25),(46,21)

SCORING	TDR	TD	TD	2Pt	FG	PAT	S	TP
Folk	0	0	0	0	26/31	53/53	0	131
Owens	0	15	0	0	0/0	0/0	0	90
Barber	10	2	0	0	0/0	0/0	0	72
Witten	0	7	0	0	0/0	0/0	0	42
Crayton	0	7	0	0	0/0	0/0	0	42
Curtis	0	3	0	0	0/0	0/0	0	18
J. Jones	2	0	0	0	0/0	0/0	0	12
Romo	2	0	0	0	0/0	0/0	0	12
Fasano	0	1	0	0	0/0	0/0	0	6
Hatcher	0	0	1b	0	0/0	0/0	0	6
Henry	0	0	0	1a	0/0	0/0	0	6
Hurd	0	1	0	0	0/0	0/0	0	6
Newman	0	0	1d	0	0/0	0/0	0	6
Watkins	0	0	1c	0	0/0	0/0	0	6
Cowboys	14	36	4	0	26/31	53/53	0	455
Opponents	12	19	5*	0	25/31	34/34	0	325

- 2-Pt. Conversions: Team 0-1, Opponents 0-2
- 28 int return at Chicago (9/23)
 - 29 fumble return vs. New England (10/14)
 - 68 block field goal return vs. Minnesota (10/21)
 - 50 int return vs. New York Jets (11/22)
- * D. Hall 85 punt return vs. St. Louis (9/30)
G. Wilson 25 int return at Buffalo (10/8)
C. Kelsay 0 int return at Buffalo (10/8)
T. McSee 103 kickoff return at Buffalo (10/8)
C. Griffin 28 fumble return vs. Min (10/21)

USUAL STARTERS			
WR	Terrell Owens	RE	Chris Canty
LT	Flozell Adams	NT	Jay Ratliff (14)
LG	Kyle Kosier	LE	Marcus Spears
C	Andre Gurode	SLB	Greg Ellis (10)
RG	Leonard Davis		Anthony Spencer (6)
RT	Marc Colombo	MLB	Bradie James
TE	Jason Witten	JLB	Akin Ayodele (14)
QB	Patrick Crayton	WLB	DeMarcus Ware
CB	Tony Romo	LCB	Jacques Reeves (13)
RB	Julius Jones (16)		Terence Newman (3)
	Marion Barber (0)	RCB	Anthony Henry (8)
FB	Oliver Hoyle		Terence Newman (8)
		SS	Roy Williams (13)
K	Nick Folk	FS	Ken Hamlin
P	Mat McBriar		

Pro Bowlers in Bold

	ATT	COMP	YDS	PCT	PCT	PCT	T	INT	INT	LG	SKS/YDS	RATING
Romo	520	335	4,211	64.4	8.1	36	6.9	19	3.7	59	24/176	97.4
Johnson	11	7	79	63.3	7.2	0	0.0	0	0.0	35	1/9	85.0
Cowboys	531	342	4,290	64.4	8.1	36	6.8	19	3.6	59	25/185	97.1
Opponents	581	342	3,728	58.9	6.4	19	3.3	19	3.3	69	46/319	75.1

2008 ★ DALLAS COWBOYS STATISTICS ★ 2008

THIRD, NFC EAST HEAD COACH: WADE PHILLIPS

PRESEASON (2-2) REGULAR SEASON (9-7) TEAM STATISTICS DALLAS OPP

RUSHING ATT YDS AVG LG TD RECEIVING NO YDS AVG LG TD

SCORE BY QUARTERS 1 2 3 4 OT T

FIELD GOALS 11-19 20-29 30-39 40-49 50+

SCORING TDR TDPTDR 2Pt FG PAT S TP

TEAM STATISTICS DALLAS OPP

INTERCEPTIONS NO YDS AVG LG TD

PUNTING NO YDS AVG TB IN20 LG BL NET

PUNT RETURNS NO FC YDS AVG LG TD

KICKOFF RETURNS NO YDS AVG LG TD

AVG TIME OF POS. TDS TD INT INT LG SKS/YDS RATING

Opponents 11-19 20-29 30-39 40-49 50+ Folk: (,)(51,47),(25,39),(36),(30),(37M,52),(46M), (38,45),(,)(,)(48,41,47,42),(41,42),(44,33),(,)(35),(37,42) Opponents: (34),(34,44,22),(36,38,33), (20,33,33,29),(41,31,40),(41),(54M,52,35), (36,35,51M,41),(41,46M),(,)(53M,23,22,35),(44,38,25),(45M,24,41), (34,47),(26,29,37,35),(40,50,44,40M)

2-Pt. Conversions: Team 0-1, Opponents 0-2

- a 98-yd kickoff return vs. Philadelphia (9/15) b 23-yd int return at N.Y. Giants (11/2) % blocked punt in end zone vs. SF (11/23) * C.Gocong 0 fumble recovery vs. Phi (9/15) J.Arrington 93 kickoff return at Arizona (10/12) M.Beisel 3 block punt return at Arizona (10/12) D.Townsend 25 int return at Pittsburgh (12/7) C.Clemons 73 fumble return at Phi (12/28) J.Hanson 96 fumble recovery at Phi (12/28) ^ Kwanuka forced fumble out of ez vs. NYG (11/24)

USUAL STARTERS

WR Terrell Owens RE Chris Canty LG Flozell Adams NT Jay Ratliff LT Cory Procter (11) LE Marcus Spears C Andre Gurode SLB Greg Ellis RG Leonard Davis MLB Bradie James RT Marc Colombo JLB Zach Thomas TE Jason Witten WLB DeMarcus Ware WR Patrick Crayton LCB Terence Newman (9) QB Tony Romo Adam Jones (4) RB Marion Barber Mike Jenkins (3) FB Deon Anderson RCB Anthony Henry SS Keith Davis (8) K Nick Folk FS Ken Hamlin P Sam Paulec (10) Mat McBriar (6) Pro Bowlers in Bold

2009 ★ DALLAS COWBOYS STATISTICS ★ 2009

STAFF
 PLAYERS
 2024 SEASON
 RECORDS
 PLAYOFF RECORDS
 2009 STATISTICS
 SIDELINES

**FIRST PLACE, NFC EAST
HEAD COACH: WADE PHILLIPS**

PRESEASON (2-2)

Date	W/L	Score	Opponent	Att.
8/13	L	10-31	@ Oakland	33,165
8/21	W	30-10	TENNESSEE	75,720
8/29	L	13-20	SAN FRANCISCO	72,171
9/4	W	35-31	@ Minnesota	62,334

REGULAR SEASON (11-5)

Date	W/L	Score	Opponent	Att.
9/13	W	34-21	@ Tampa Bay	63,806
9/20	L	31-33	N.Y. GIANTS	105,121*
9/28	W	21-7	CAROLINA	90,588*
10/4	L	10-17	@ Denver	76,440
10/11	W	26-20	@ Kansas City (OT)	71,214
10/18		-	Bye	
10/25	W	37-21	ATLANTA	81,521*
11/1	W	37-17	SEATTLE	80,886*
11/8	W	20-16	@ Philadelphia	69,144
11/15	L	7-17	@ Green Bay	70,894
11/22	W	7-6	WASHINGTON	85,277*
11/26	W	24-7	OAKLAND	83,489*
12/6	L	24-31	@ N.Y. Giants	79,244
12/13	L	17-20	SAN DIEGO	90,552*
12/19	W	24-17	@ New Orleans	70,213
12/27	W	17-0	@ Washington	88,221
1/3/10	W	24-0	PHILADELPHIA	100,621#

2009 NFC WID CARD GAME

1/9/10	W	34-14	PHILADELPHIA	92,951
--------	---	-------	--------------	--------

2009 NFC DIVISIONAL PLAYOFF GAME

1/17/10	L	3-34	@ Minnesota	63,547
---------	---	------	-------------	--------

AT&T STADIUM CONFIGURATION

*-ALL OPEN #-ALL CLOSED
 ^-ONLY DOORS OPEN %-ONLY ROOF OPEN

TEAM STATISTICS

TEAM STATISTICS	DALLAS	OPP
FIRST DOWNS	335	286
Rushing	110	74
Passing	203	186
Penalty	22	26
Third Down-Made/Att.	82/202	70/200
Third Down Efficiency	40.6	35.0
Fourth Down-Made/Att.	4/11	6/12
TOTAL NET YARDS	6,390	5,045
Avg. Per Game	399.4	315.9
Total Plays	1,020	979
Avg. Per Play	6.3	5.2
NET YARDS RUSHING	2,103	1,448
Avg. Per Game	131.4	90.5
Total Rushes	436	365
Avg. Per Rush	4.8	4.0
NET YARDS PASSING	4,287	3,606
Avg. Per Game	267.9	225.4
Sacked/Yards Lost	34/196	42/268
Gross Yards	4,483	3,874
Attempts/Completions	550/347	572/344
Pct. of Completions	63.1	60.1
Had Intercepted	9	11
PUNTS/AVERAGE	72/45.1	92/44.2
Net Punting Average	39.9	37.8
PUNT RET./AVG.	39/10.9	38/8.3
KICKOFF RET./AVG.	47/22.0	47/20.6
INT./AVG. RET.	11/3.0	9/10.7
PENALTIES/YARDS	115/892	93/768
FUMBLE/BALL LOST	20/10	23/10
TOUCHDOWNS	43	28
Rushing	14	7
Passing	26	19
Returns	3	2
EXTRA POINTS/ATTEMPTS	41/41	28/28
TWO POINT CONV./ATTS.	1/1	0/0
FIELD GOALS/ATTEMPTS	20/31	18/26
AVG. TIME OF POSS.	32:04	27:56

RUSHING

	ATT	YDS	AVG	LG	TD
Barber	214	932	4.4	35	7
Jones	116	685	5.9	56	3
Choice	64	349	5.5	66	3
Romo	35	105	3.0	17	1
Crayton	4	28	7.0	20	0
Ogletree	1	6	6.0	6	0
Austin	2	-2	-1.0	11	0
Cowboys	436	2,103	4.8	66	14
Opponents	365	1,448	4.0	35	7

RECEIVING

	NO	YDS	AVG	LG	TD
Witten	94	1,030	11.0	69	2
Austin	81	1,320	16.3	60	11
Williams	38	596	15.7	66	7
Crayton	37	622	16.8	80	5
Barber	26	221	8.5	42	0
Jones	19	119	6.3	30	0
Bennett	15	159	10.6	26	0
Choice	15	132	8.8	28	0
Hurd	7	121	17.3	53	1
Ogletree	7	96	13.7	21	0
Phillips	7	62	8.9	23	0
Anderson	1	5	5.0	5	0
Cowboys	347	4,483	12.9	80	26
Opponents	324	3,651	11.3	74	19

INTERCEPTIONS NO YDS AVG LG TD

Jenkins	5	0	0.0	0	0
Newman	3	36	12.0	27	1
Sensabaugh	1	0	0.0	0	0
Scandrick	1	0	0.0	0	0
Spencer	1	-3	-3.0	-3	0
Cowboys	11	33	3.0	27	1
Opponents	9	96	10.7	34	1

PUNTING NO YDS AVG TB IN20 LG BL NET

McBriar	72	3,249	45.1	3	38	63	0	39.9
Cowboys	72	3,249	45.1	3	38	63	0	39.9
Opp.	92	4,064	44.2	8	36	69	0	37.8

PUNT RETURNS NO FC YDS AVG LG TD

Crayton	36	23	437	12.1	82	2
Newman	2	0	-11	-5.5	0	0
Ogletree	1	0	0	0.0	0	0
Cowboys	39	22	426	10.9	82	2
Opponents	38	23	314	8.3	79	1

KICKOFF RETURNS NO YDS AVG LG TD

Jones	30	678	22.6	41	0
Ogletree	8	166	20.8	32	0
Austin	7	157	22.4	29	0
Rossum	1	16	16.0	16	0
Anderson	1	15	15.0	15	0
Cowboys	47	1,032	22.0	41	0
Opponents	47	967	20.6	67	0

SCORE BY QUARTERS

	1	2	3	4	OT	T
Cowboys	71	98	80	106	6	361
Opponents	27	80	34	109	0	250

PASSING

	ATT	COMP	YDS	PCT	AVG	ATT	TD	PCT	INT	PCT	INT	LG	SKS/YDS	RATING
Romo	550	347	4,483	63.1	8.2	26	4.7	9	1.6	80	34/196	97.6		
Cowboys	550	347	4,483	63.1	8.2	26	4.7	9	1.6	80	34/196	97.6		
Opponents	572	344	3,874	60.1	6.8	19	3.3	11	1.9	74	42/268	83.5		

FIELD GOALS 11-19 20-29 30-39 40-49 50+

Folk	1-1	5-6	6-7	5-12	1-2
Suisham	0-0	1-1	0-1	1-1	0-0
Cowboys	1-1	6-7	6-8	6-13	1-2
Opponents	0-0	4-5	7-9	6-7	1-5

Folk: (51,22), (47), (40M,24,19), (49), (40,22,28), (38,46,34), (48M,40), (22,33), (38M), (46M), (36,49M), (34,57M,42M), (31,42M), (44,24M), (-,-,-)

Suisham: (-,-), (-,-), (-,-), (-,-), (-,-), (-,-), (-,-), (-,-), (-,-), (-,-), (-,-), (-,-), (-,-), (-,-), (-,-)

Opponents: (38B,46M), (30,28,29M,36,37), (1),(28), (47,38,53M), (1),(43), (45,48,52), (52M,48), (45,39M,31,50M), (1),(23), (24,34), (34), (1),(1), (54M)

SCORING TDR TDPTDR 2Pt FG PAT S TP

Folk	0	0	0	18/28	36/36	0	90	
Austin	0	11	0	0	0	0	66	
Barber	7	0	0	0	0	0	42	
Crayton	0	5	2b	0	0	0	42	
Williams	0	7	0	0	0	0	42	
Choice	3	0	0	1	0	0	20	
Jones	3	0	0	0	0	0	18	
Witten	0	2	0	0	0	0	12	
Suisham	0	0	0	0	23	5/5	11	
Hurd	0	1	0	0	0	0	6	
Romo	1	0	0	0	0	0	6	
Newman	0	0	1a	0	0	0	6	
Cowboys	14	26	3	1	20/31	41/41	0	361
Opponents	7	19	2*	0	18/26	28/28	0	250

2-Pt. Conversions: Team 1-1, Opponents 0-0

a 27 int return vs. Carolina (9/28)

b 73 punt return vs. Atlanta (10/25)

82 punt return vs. Seattle (11/11)

* B. Johnson 34 int. return vs. N.Y. Giants (9/20)
 D. Hixon 79 punt return at N.Y. Giants (12/6)

USUAL STARTERS

WR	Roy Williams (13)	RE	Igor Olshansky (14)
LT	Flozell Adams	LE	Jay Ratliff
LG	Kyle Kosier	NT	Marcus Spears (14)
C	Andre Gurode	SLB	Anthony Spencer
RG	Leonard Davis	MLB	Bradie James
RT	Marc Colombo (9)	JLB	Keith Brooking (14)
	Doug Free (7)	WLB	DeMarcus Ware (15)
TE	Jason Witten	LCB	Terence Newman
WR	Miles Austin (8)	RCB	Mike Jenkins (15)
	Patrick Crayton (4)	SS	G. Sensabaugh (15)
QB	Tony Romo	FS	Ken Hamlin (12)
RB	Marion Barber (15)		Alan Ball (3)
FB	Deon Anderson (10)		

Pro Bowlers in Bold

K Nick Folk (14)
P Mat McBriar

STAFF

PLAYERS

2024 SEASON

RECORDS

PLAYOFF RECORDS

2010 STATISTICS

SIDELINES

2010 * DALLAS COWBOYS STATISTICS * 2010

THIRD PLACE, NFC EAST
HEAD COACH: WADE PHILLIPS (1-7)
JASON GARRETT (5-3)
PRESEASON (3-2)
REGULAR SEASON (6-10)

TEAM STATISTICS
FIRST DOWNS 327 309
Rushing 104 84
Passing 201 200

NET YARDS RUSHING 1,786 1,734
NET YARDS PASSING 4,042 3,894
TOTAL NET YARDS 5,828 5,628

PASSING
Klina 318 209 2,365 65.7 7.4
Romo 213 148 1,605 69.5 7.5

RUSHING
Jones 185 800 4.3 34 1
Barber 113 374 3.3 25 4
Choice 66 243 3.7 26 3

RECEIVING
Witten 94 1,002 10.7 33 9
Austin 69 1,041 15.1 69 7
Jones 48 450 9.4 71 1

INTERCEPTIONS
Sensibaugh 5 26 5.2 10 0
Newman 5 16 3.2 30 0
Lee 2 44 22.0 31 1

PUNTING
McBriar 65 3,115 47.9 8 22 65 1 41.7
Cowboys 65 3,115 47.9 8 22 65 1 41.7

PUNT RETURNS
Bryant 15 215 14.3 0 93 2
McCann 8 165 20.6 10 97 1

KICKOFF RETURNS
Owusu-Ansah 25 543 21.7 41 0
McCann 23 507 22.0 38 0

EXTRA POINTS
Cowboys 74 1,572 21.2 43 0
Opponents 56 1,363 24.3 95 1

SCORE BY QUARTERS
Cowboys 70 104 106 111 3 394
Opponents 85 130 95 126 0 436

FIELD GOALS 11-19 20-29 30-39 40-49 50+
Buehler 0-0 8-8 4-7 8-11 4-6

Buehler(34M),(28,44M,48),(49,40),(51,44M,26)
(1,26,41),(34),(1),(22,23,34M),(1),
(21,53,59M),(30,48M,46,38),(50,43),
(42,20,35M,20,39),(42,53),(52M)

SCORING
Buehler 0 0 0 0 24/32 42/44 0 0 11 6
Witten 0 9 0 0 1 0/0 0/0 0 0 54

2-Pt. Conversions: Team 2-2, Opponents 2-2
a 62 punt return vs. Chi (9/19)
b 101 int return vs. NYG (10/25)

* D. Hall 32 fumble return, @ Wash (9/12)
P. Harvin 95 kickoff return, @ Minn (10/17)

A. L. Davis holding in endzone vs. Det (11/21)
Buehler (11/7)
McCann (11/14)
Jenkins (11/14)

USUAL STARTERS

WR Roy Williams (10) RE Igor Olshansky (14)
LT Doug Free NT Jay Ratliff
LG Kyle Kosier (13) LE Marcus Spears (7)

K David Buehler P Mat McBriar
Pro Bowlers in Bold

2011 ★ DALLAS COWBOYS STATISTICS ★ 2011

STAFF PLAYERS 2024 SEASON RECORDS PLAYOFF RECORDS 2011 STATISTICS SIDELINES

THIRD PLACE, NFC EAST			
HEAD COACH: JASON GARRETT			
PRESEASON (2-2)			
Date	W/L	Score Opponent	Att.
8/11	W	24-23 DENVER	74,045
8/21	L	7-20 SAN DIEGO	73,665
8/27	W	23-17 @ Minnesota	62,800
9/1	L	3-17 @ Miami	40,727
REGULAR SEASON (8-8)			
9/11	L	24-27 @ N.Y. Jets	78,702
9/18	W	27-24 @ San Fran (OT)	69,732
9/26	W	18-16 WASHINGTON	90,017%
10/2	L	30-34 DETHROIT	78,122%
10/9		- Bye -	
10/16	L	16-20 @ New England	68,756
10/23	W	34-7 ST. LOUIS	80,086%
10/30	L	7-34 @ Philadelphia	69,144
11/6	W	23-13 SEATTLE	81,501%
11/13	W	44-7 BUFFALO	85,157%
11/20	W	27-24 @ Washington (OT)	80,122
11/24	W	20-19 MIAMI	87,418*
12/4	L	13-19 @ Arizona (OT)	62,180
12/11	L	34-37 N.Y. GIANTS	92,952%
12/17	W	31-15 @ Tampa Bay	65,162
12/24	L	7-20 PHILADELPHIA	84,432%
1/1/12	L	14-31 @ N.Y. Giants	81,077

AT&T Stadium configuration
 *All Open #-All Closed
 ^-Only Doors Open %-Only Roof Open

TEAM STATISTICS		DALLAS	OPP
FIRST DOWNS	327	305
Rushing	91	78
Passing	219	199
Penalty	17	28
Third Down-Made/Att.	78/198	81/204
Third Down Efficiency	39.4	39.7
Fourth Down-Made/Att.	5/10	4/4
TOTAL NET YARDS	6,008	5,491
Avg. Per Game	375.5	343.2
Total Plays	1,017	972
Avg. Per Play	5.9	5.6
NET YARDS RUSHING	1,807	1,585
Avg. Per Game	112.9	99.1
Total Rushes	408	385
Avg. Per Rush	4.4	4.1
NET YARDS PASSING	4,201	3,906
Avg. Per Game	262.6	244.1
Sacked/Yards Lost	39/252	42/243
Gross Yards	4,453	4,149
ATTEMPTS/COMPLETIONS	570/376	545/336
Pct. of Completions	66.0	61.7
Had Intercepted	12	15
PUNTS/AVERAGE	71/42.9	72/47.5
Net Punting Average	36.2	41.8
PUNT RETURN/AVG.	41/7.1	30/9.3
KICKOFF RETURN/AVG.	33/23.3	52/21.4
INT./AVG.	15/14.5	12/13.2
PENALTIES/YARDS	114/816	85/650
FUMBLES/BALL LOST	24/9	20/10
Touchdowns	39	38
Rushing	5	10
Passing	33	24
Returns	1	4
EXTRA POINTS/ATTEMPTS	39/39	35/35
TWO POINT CONV./ATT.	0/0	2/2
FIELD GOALS/ATTS.	32/37	26/33
AVG. TIME OF POSSESSION	30:55	29:05

PASSING												
	ATT	COMP	YDS	PCT	AVG	PCT	PCT		LG	RATING		
Romo	522	346	4,184	66.3	8.0	31	5.9	10	19	77	36/227	102.5
McGee	38	24	182	63.2	4.8	1	2.6	0	19	3	2/5	83.4
Kitna	10	6	87	60.0	8.7	1	10.0	2	20.0	33	0/0	82.1
Cowboys	570	376	4,453	66.0	7.8	33	5.8	12	5.1	77	36/252	100.1
Opponents	545	336	4,149	61.7	7.6	24	4.4	15	2.8	74	42/243	88.4

SCORE BY QUARTERS						
	1	2	3	4	OT	T
Cowboys	72	110	62	119	6	369
Opponents	51	112	75	103	6	347

RUSHING						
	ATT	YDS	AVG	LG	TD	
Murray	164	897	5.5	91	2	
Jones	127	575	4.5	40	1	
Morris	28	98	3.5	15	0	
Tanner	22	76	3.5	17	1	
Choice	28	75	2.7	14	0	
Romo	22	46	2.1	17	1	
McGee	4	28	7.0	12	0	
Bryant	1	5	5.0	5	0	
Fiammetta	4	4	1.0	3	0	
Austin	2	3	1.5	5	0	
Ogletree	2	3	1.5	7	0	
Washington	1	-1	-1.0	-1	0	
Kitna	3	-2	-0.7	0	0	
Cowboys	408	1,807	4.4	91	5	
Opponents	385	1,585	4.1	40	10	

RECEIVING						
	NO	YDS	AVG	LG	TD	
Witten	79	942	11.9	64	5	
Bryant	63	928	14.7	50	9	
Robinson	54	858	15.9	74	11	
Austin	43	579	13.5	53	7	
Jones	33	221	6.7	27	0	
Murray	26	183	7.0	18	0	
Bennett	17	144	8.5	15	0	
Ogletree	15	164	10.9	33	0	
Phillips	15	101	6.7	12	1	
Choice	11	71	6.5	18	0	
Holley	7	169	24.1	77	0	
Morris	5	13	2.6	9	0	
Fiammetta	3	39	13.0	15	0	
Tanner	2	19	9.5	11	0	
Washington	2	13	6.5	15	0	
Chapas	1	9	9.0	9	0	
Cowboys	376	4,453	11.8	77	33	
Opponents	336	4,149	12.3	74	24	

FIELD GOALS						
	11-19	20-29	30-39	40-49	50+	
Bailey	1-1	8-9	11-11	10-12	2-4	
Cowboys	1-1	8-9	11-11	10-12	2-4	
Opponents	0-0	12-12	4-5	5-9	5-7	

Bailey: (34), (21M,48,19), (41,27,32,41,23,40), (41,35,23), (48,22,26), (30,51), (20,20,42), (45,36,31), (37,39), (32,28), (53M,50,37,49M), (49,49,47B), (30), (1), (52M)

Opp: (34,50), (55), (46,27,36B,50), (33,51), (31,26), (1), (23,26), (45,32,41B), (52M), (40,49M,52M), (26,47M,28,27,23), (48,23), (23,26), (1), (43,51), (40M,28)

SCORING TDR TDPTDR INT 2PT FG PAT S TP									
	NO	YDS	AVG	LG	TD	NO	PTS	NO	PTS
Bailey	0	0	0	0	0	32/37	39/39	0	135
Robinson	0	11	0	0	0	0	0	0	66
Bryant	0	9	0	0	0	0	0	0	54
Austin	0	7	0	0	0	0	0	0	42
Witten	0	5	0	0	0	0	0	0	30
Murray	2	0	0	0	0	0	0	0	12
Jones	1	0	0	0	0	0	0	0	6
Newman	0	0	1a	0	0	0	0	0	6
Phillips	0	1	0	0	0	0	0	0	6
Romo	1	0	0	0	0	0	0	0	6
Tanner	1	0	0	0	0	0	0	0	6
Cowboys	5	33	1	0	0	32/37	39/39	0	369
Opponents	10	24	4*	2	26	33	35/35	1	347

2-Pt. Conversions: Team 0-0, Opponents 2-2

a T.Newman 43 int return, vs. Buf (11/13)

* I. Trufant 18 block punt return, @ NYJ (9/11)

B. Carpenter 34 int. return, vs. Det (10/2)

C. Houston 56 int. return, vs. Det (10/2)

D. Watson 7 fumble return, @ TB (12/17)

^ J. Pierre-Paul Romo sack, vs. NYG (12/11)

USUAL STATISTICS									
WR	DEZ	FBRE	RE	JASON HATCHER (10)					
LT	Doug Free			Marcus Spears (5)					
LG	Bill Nagy (4)			Jay Ratliff					
TE	Montrae Holland (10)	LE		Kenyon Coleman (15)					
C	Phil Costa	SLB		Anthony Coleman (15)					
RG	Kyle Kosier	MLB		Bradie James (13)					
RT	Tyron Smith	JLB		Sean Lee (15)					
TE	Tason Witten	WLB		DelMarcus Ware					
WR	Miles Austin (10)	LCB		Terence Newman (14)					
	Laurent Robinson (4)	RCB		Mike Jenkins (12)					
QB	Tony Romo			Orlando Scandrick (4)					
RB	Felix Jones (8)	SS		Abram Elam					
	DelMarco Murray (7)	FS		G. Sensabaugh					
FB	Tony Fiammetta (6)	K		Dan Bailey					
	John Phillips (4)	P		Mat McBriar					

Pro Bowlers in Bold

2012 ★ DALLAS COWBOYS STATISTICS ★ 2012

THIRD PLACE, NFC EAST
HEAD COACH: JASON GARRETT

PRESEASON (3-1)				
Date	W/L	Score	Opponent	Att.
8/13	W	3-0	@ Oakland	50,403
8/18	L	20-28	@ San Diego	53,381
8/25	W	20-19	ST. LOUIS	75,226
9/1	W	30-13	MIAMI	73,481

REGULAR SEASON (8-8)				
Date	W/L	Score	Opponent	Att.
9/5	W	24-17	@ N.Y. Giants	82,287
9/16	L	7-27	@ Seattle	68,008
9/23	W	16-10	TAMPA BAY	81,984*
10/1	L	18-34	CHICAGO	90,080*
10/7			- Bye -	
10/14	L	29-31	@ Baltimore	71,384
10/21	W	19-14	@ Carolina	73,981
10/28	L	24-29	N.Y. GIANTS	94,067*
11/4	L	13-19	@ Atlanta	70,840
11/11	W	38-23	@ Philadelphia	69,144
11/18	W	23-20	CLEVELAND (OT)	81,963*
11/22	L	31-38	WASHINGTON	90,168*
12/2	W	38-33	PHILADELPHIA	81,851*
12/9	W	20-19	@ Cincinnati	63,590
12/16	W	27-24	PITTSBURGH (OT)	95,595*
12/23	L	31-34	NEW ORLEANS (OT)	92,570*
12/30	L	18-28	@ Washington	82,845

AT&T Stadium configuration
*All Open # All Closed
▲ Only Doors Open % Only Roof Open

TEAM STATISTICS	DALLAS	OPP
FIRST DOWNS	338	317
Rushing	76	92
Passing	237	195
Penalty	25	30
Third Down-Made/Att	93/212	81/202
Third Down Efficiency	43.9	40.1
Fourth Down-Made/Att	8/11	6/11
TOTAL NET YARDS	5,994	5,687
Avg. Per Game	374.6	355.4
Total Plays	1,049	986
Avg. Per Play	5.7	5.8
NET YARDS RUSHING	1,265	2,003
Avg. Per Game	79.1	125.2
Total Rushes	355	441
Per Rush	3.6	4.5
NET YARDS PASSING	4,729	3,684
Avg. Per Game	295.6	230.3
Sacked/Yards Lost	36/263	34/211
Gross Yards	4,992	3,895
Attempts/Completions	658/434	511/320
Pct. of Completions	66.0	62.6
Had Intercepted	19	7
PUNTS/AVERAGE	69/44.0	74/45.4
Net Punting Average	38.6	37.1
PUNT RETURN/AVG.	34/12.4	29/9.6
KICKOFF RETURN/AVG.	36/20.6	50/22.0
INT./AVG.	7/21.0	19/17.9
PENALTIES/YARDS	117/853	89/726
FUMBLES/BALL LOST	20/10	18/9
TOUCHDOWNS	41	45
Rushing	8	17
Passing	29	22
Returns	4	6
EXTRA POINTS/ATTEMPTS	37/37	43/44
TWO POINT CONV./ATT.	3/4	0/1
FIELD GOALS/ATTEMPTS	29/31	29/33
AVG. TIME OF POSSESSION	30:33	29:27

PASSING	ATT	COMP	YDS	PCT	AVG	TD	PCT	INT	PCT	LG	SKS/YDS	RATING
Romo	648	425	4,903	65.6	7.6	28	4.3	19	2.9	851	36/263	90.5
Orton	10	9	89	90.0	8.9	1	10.0	0	0.0	21	0/0	137.1
Cowboys	658	434	4,992	66.0	7.6	29	4.4	19	2.9	851	36/263	91.3
Opponents	511	320	3,895	62.6	7.6	22	4.3	7	1.4	681	34/211	94.7

RUSHING	ATT	YDS	AVG	LG	TD
Murray	161	663	4.1	48	4
F. Jones	111	402	3.6	22	3
Dunbar	21	75	3.6	18	0
Tanner	25	61	2.4	9	0
Romo	30	49	1.6	15	1
Vickers	3	11	3.7	13	0
Ogletree	2	9	4.5	5	0
Bryant	2	-5	-2.5	6	0
Cowboys	355	1,265	3.6	48	8
Opponents	441	2,003	4.5	43	17

RECEIVING	NO	YDS	AVG	LG	TD
Witten	110	1,039	9.4	36	3
Bryant	92	1,382	15.0	85	12
Austin	66	943	14.3	49	6
Murray	35	251	7.2	22	0
Ogletree	32	436	13.6	65	4
F. Jones	25	262	10.5	39	2
Harris	17	222	13.1	36	1
Beasley	15	128	8.5	20	0
Vickers	13	104	8.0	17	0
Hanna	8	86	10.8	29	0
Phillips	8	55	6.9	19	1
Dunbar	6	33	5.5	14	0
Tanner	4	41	10.3	15	0
Holmes	2	11	5.5	7	0
Romo	1	-1	-1.0	-1	0
Cowboys	434	4,992	11.5	85	29
Opponents	320	3,895	12.2	68	22

INTERCEPTIONS	NO	YDS	AVG	LG	TD
Carr	3	120	40.0	47	1
Peprah	1	27	27.0	2	0
Claiborne	1	0	0.0	0	0
Lee	1	0	0.0	0	0
McCray	1	0	0.0	0	0
Cowboys	7	147	21.0	47	1
Opponents	19	340	17.9	74	3

PUNTING	NO	YDS	AVG	TB	IN20	LG	BL	NET
Moorman	56	2,497	44.6	3	22	64	0	38.9
C. Jones	12	542	45.2	0	6	60	1	40.0
Cowboys	68	3,039	44.0	3	28	64	1	39.1
Opp.	74	3,362	45.4	10	25	68	0	37.0

PUNT RETURNS	NO	YDS	AVG	FC	LG	TD
Harris	22	354	16.1	11	78	1
Bryant	12	66	5.5	3	44	0
Cowboys	34	420	12.4	13	78	1
Opponents	29	279	9.6	15	98	1

KICKOFF RETURNS	NO	YDS	AVG	LG	TD
Dunbar	12	261	21.8	44	0
F. Jones	11	236	21.5	29	0
Harris	11	210	19.1	29	0
Phillips	1	20	20.0	20	0
Vickers	1	14	14.0	14	0
Cowboys	36	741	20.6	44	0
Opponents	50	1,102	22.0	108	1

SCORE BY						
QUARTERS	1	2	3	4	OT	T
Cowboys	36	88	84	162	6	376
Opponents	71	127	79	120	3	400

FIELD GOALS					
11-19	20-29	30-39	40-49	50+	T
Bailey	1-1	5-5	13-13	7-7	3-5
Cowboys	1-1	5-5	13-13	7-7	3-5
Opponents	0-0	9-9	9-12	9-10	2-2

Bailey: (33), (1), (32, 26, 22), (39), (42, 43, 34, 51M), (19, 49, 28, 38), (51), (23, 32, 54M), (30), (44, 32, 38), (30, 33, 51), (39), (37, 40), (50, 21), (47), (48)

Opp: (22), (21, 25), (28), (43, 21), (38), (1), (41, 37, 26, 43, 37), (37M), (45, 46, 43M, 36, 32), (40), (51, 37), (48), (43, 43), (25, 33, 25, 52), (32), (36M, 37, 20), (37M)

SCORING	TDR	TD	TD	RDR	2PR	FG	PAT	S	TP
Bailey	0	0	0	0	29/31	37/37	0	0	124
Bryant	0	12	0	2	0/0	0/0	0/0	0	74
Austin	0	6	0	0	0/0	0/0	0/0	0	36
F. Jones	3	2	0	0	0/0	0/0	0/0	0	30
Murray	4	0	0	0	0/0	0/0	0/0	0	24
Ogletree	0	4	0	0	0/0	0/0	0/0	0	24
Witten	0	3	0	0	0/0	0/0	0/0	0	18
Harris	0	1	1a	2	0/0	0/0	0/0	0	14
Romo	1	0	0	2	0/0	0/0	0/0	0	8
Carr	0	0	1b	0	0/0	0/0	0/0	0	6
Claiborne	0	0	1c	0	0/0	0/0	0/0	0	6
Hatcher	0	0	1d	0	0/0	0/0	0/0	0	6
Phillips	0	1	0	0	0/0	0/0	0/0	0	6
Cowboys	8	29	4	3	39/31	37/37	0	0	376
Opponents	17	22	6*	0	29/33	43/44	0	0	400

2-Pt. Conversions: Team 3-4, Opponents 0-1

- a 78 punt return, @ Philadelphia (11/11)
- b 47 int return, @ Philadelphia (11/11)
- c 50 fumble return, vs Philadelphia (12/2)
- d 0 fumble return, @ Philadelphia (11/11)

- * J. Johnson 3 block punt return, @ Seattle (9/16)
- C. Tillman 25 int. return, vs Chicago (10/1)
- L. Briggs 74 int. return, vs Chicago (10/1)
- J. Jones 108 kickoff return, @ Baltimore (10/14)
- J. Pierre-Paul 28 int. return, vs NYG (10/28)
- D. Johnson 98 punt return, vs Phi (12/2)

USUAL STARTERS					
WR	DEZ	BRYANT	RE	JASON	HATCHER
LT	Doug	Free	NT	Jay	Ratliff (96)
LG	Nate	Living		Josh	Brent (5)
C	Ryan	Cook (11)		Sean	Lissee (3)
RG	Maskenzey	Bernadeau	LE	Kenyon	Coleman (5)
RT	Tyron	Smith		Marcus	Spears (6)
TE	Jason	Witten	SLB	Anthony	Spencer
WR	Miles	Austin	MLB	Bruce	Carter (11)
QB	Tony	Romo		Dan	Connor (5)
RB	DeMarco	Murray (10)	WLB	Sean	Lee (6)
	Felix	Jones (6)		Ernie	Sims (6)
FB	Lawrence	Vickers (6)	JLB	DeMarcus	Ware
	John	Phillips (8)	LCB	Brandon	Carr
			RCB	Morris	Claiborne
K	Dan	Bailey	SS	Barry	Church (3)
P	Chris	Jones (4)	FS	Danny	McCray (910)
	Brian	Moorman (12)	SS	Gerald	Sensabaugh

Pro Bowlers in Bold

2013 ★ DALLAS COWBOYS STATISTICS ★ 2013

STAFF

PLAYERS

2024 SEASON

RECORDS

PLAYOFF RECORDS

2013 STATISTICS

SIDELINES

**SECOND PLACE, NFC EAST
HEAD COACH: JASON GARRETT**

PRESEASON (2-3)

Date	W/L	Score	Opponent	Att.
8/4	W	24-20	MIAMI @ Canton	22,364
8/9	L	17-19	@ Oakland	43,013
8/17	L	7-12	@ Arizona	59,698
8/24	W	24-18	CINCINNATI	76,376
8/29	L	6-24	HOUSTON	76,856

REGULAR SEASON (8-8)

Date	W/L	Score	Opponent	Att.
9/8	W	36-31	N.Y. GIANTS	85,348#
9/15	L	16-17	@ Kansas City	76,952
9/22	W	31-7	ST. LOUIS	80,848#
9/29	L	21-30	@ San Diego	68,601
10/6	L	48-51	DENVER	92,758*
10/13	W	31-16	WASHINGTON	90,239#
10/20	W	17-3	@ Philadelphia	69,144
10/27	L	30-31	@ Detroit	64,379
11/3	W	27-23	MINNESOTA	85,360*
11/10	L	17-49	@ New Orleans	73,018
11/17			- Bye -	
11/24	W	24-21	@ N.Y. Giants	80,499
11/28	W	31-24	OAKLAND	87,572#
12/9	L	28-45	@ Chicago	62,229
12/15	L	36-37	GREEN BAY	91,054#
12/22	W	24-23	@ Washington	80,411
12/29	L	22-24	PHILADELPHIA	91,166#

AT&T Stadium configuration
 *All Open #All Closed
 ^Only Doors Open %Only Roof Open

TEAM STATISTICS	DALLAS	OPP
FIRST DOWNS	325	388
Rushing	80	122
Passing	213	231
Penalty	32	35
Third Down-Made/Att.	63/180	91/210
Third Down Efficiency	35.0	43.3
Fourth Down-Made/Att.	4/6	9/18
TOTAL NET YARDS	5,458	6,645
Avg. Per Game	341.3	415.3
Total Plays	957	1,094
Avg. Per Play	5.7	6.1
NET YARDS RUSHING	1,504	2,056
Avg. Per Game	94.2	128.5
Total Rushes	336	437
Avg. Per Rush	4.5	4.7
NET YARDS PASSING	3,954	4,589
Avg. Per Game	247.1	286.8
Sacked/Yards Lost	35/272	34/246
Gross Yards	4,226	4,835
ATTEMPTS/COMPLETIONS	586/375	623/403
Pct. of Completions	64.0	64.7
Had Intercepted	12	15
PUNTS/AVERAGE	77/45.0	61/47.2
Net Punting Average	39.1	38.9
PUNT RETURN/AVG.	31/12.5	37/9.2
KICKOFF RETURN/AVG.	45/25.5	38/20.8
INT./AVG.	15/17.1	12/11.7
PENALTIES/YARDS	102/867	112/875
FUMBLES/BALL LOST	18/8	16/13
TOUCHDOWNS	51	51
Rushing	12	17
Passing	33	33
Returns	6	1
EXTRA POINTS/ATTEMPTS	47/47	47/48
TWO POINT CONV./ATT.	1/4	2/3
FIELD GOALS/ATTEMPTS	28/30	25/29
AVG. TIME OF POSSESSION	29:02	30:58

RUSHING	ATT	YDS	AVG	LG	TD
Murray	217	1,121	5.2	43	9
Randle	54	164	3.0	19	2
Dunbar	30	150	5.0	45	0
Romo	20	38	1.9	15	0
Tanner	9	12	1.3	9	1
Orton	1	8	8.0	8	0
Harris	1	6	6.0	6	0
T. Williams	3	4	1.3	5	0
Bryant	1	1	1.0	1	0

Cowboys	336	1,504	4.5	45	12
Opponents	437	2,056	4.7	60	17

RECEIVING	NO	YDS	AVG	LG	TD
Bryant	93	1,233	13.3	79	13
Witten	73	851	11.7	34	8
Murray	53	350	6.6	22	1
T. Williams	44	736	16.7	82	5
Beasley	39	368	9.4	23	2
Austin	24	244	10.2	20	2
Hanna	12	73	6.1	21	2
Escobar	9	134	14.9	25	2
Harris	9	80	8.9	24	2
Randle	8	61	7.6	13	0
Dunbar	7	59	8.4	17	0
Tanner	3	33	11.0	17	0
Cluts	1	4	4.0	4	0

Cowboys	375	4,226	11.3	82	33
Opponents	403	4,835	12.0	87	33

INTERCEPTIONS	NO	YDS	AVG	LG	TD
Lee	4	174	43.5	74	1
Carr	3	49	16.3	49	1
Scandrick	2	0	0.0	0	0
Moore	1	21	21.0	21	0
Allen	1	13	13.0	13	0
Ware	1	0	0.0	0	0
Church	1	0	0.0	0	0
Claiborne	1	0	0.0	0	0
Heath	1	0	0.0	0	0

PUNTING	NO	YDS	AVG	TB	IN20	LG	BL	NET
C. Jones	77	3,467	45.0	6	30	62	0	39.1
Cowboys	77	3,467	45.0	6	30	62	0	39.1
Opp.	61	2,880	47.2	6	20	68	0	38.9

PUNT RETURNS	NO	YDS	AVG	FC	LG	TD
Harris	20	256	12.8	10	86	1
Beasley	10	68	6.8	3	14	0
Spurlock	1	62	62.0	0	62	0

KICKOFF RETURNS	NO	YDS	AVG	LG	TD
Harris	28	857	30.6	90	0
T. Williams	6	142	23.7	32	0
Spurlock	3	51	17.0	19	0
Bosworth	2	29	14.5	16	0
Dunbar	1	28	28.0	28	0
Cluts	1	12	12.0	12	0
Beasley	1	11	11.0	11	0
A. Smith	1	10	10.0	10	0
Randle	1	7	7.0	7	0
Escobar	1	0	0.0	0	0

Cowboys	45	1,147	25.5	90	0
Opponents	38	791	20.8	45	0

SCORE BY QUARTERS	1	2	3	4	OT	T
Cowboys	91	125	98	125	-	439
Opponents	67	119	108	138	-	432

FIELD GOALS	11-19	20-29	30-39	40-49	50+
Bailey	2-2	2-2	8-9	10-10	6-7
Cowboys	2-2	2-2	8-9	10-10	6-7
Opponents	0-0	11-11	6-7	6-7	2-4

Bailey: (30,38,45),(51,30,53),(19,35M),(56M), (43,48),(30),(38),(53,54,44),(41,44),(37), (35),(19),(1),(47,23,43,50,50),(25),(44,43,36) Opp: (20),(57B,40),(1),(36,42,23),(48,50,28), (20,32,33,49M),(60M,31),(20),(23),(37M) (21,23),(45),(24,23)(57),(36,22,47)(47)

SCORING	TDR	TDP	TDR	ZPI	FG	PAT	S	TP
Bailey	0	0	0	28/30	47/47	0	131	
Bryant	0	13	0	0	0	0	0	78
Murray	9	1	0	0	0	0	0	60
Witten	0	8	0	0	0	0	0	48
T. Williams	0	5	0	1	0	0	0	32
Harris	0	2	1a	0	0	0	0	18
Beasley	0	2	0	0	0	0	0	12
Escobar	0	2	0	0	0	0	0	12
Randle	2	0	0	0	0	0	0	12
Carr	0	0	1b	0	0	0	0	6
Church	0	0	1c	0	0	0	0	6
Hayden	0	0	1d	0	0	0	0	6
Heath	0	0	1e	0	0	0	0	6
Lee	0	0	1f	0	0	0	0	6
Tanner	1	0	0	0	0	0	0	6
Cowboys	12	33	6	1	28/30	47/47	0	439
Opponents	17	33	1*	2	25/29	47/48	2	432

2-Pt. Conversions: Team 1-4, Opponents 2-3

a 86 punt return, vs. Washington (10/13)
 b 49 int return, vs. N.Y. Giants (9/8)
 c 27 fumble return, vs. N.Y. Giants (9/8)
 d 0 fumble recovery, vs. Minnesota (11/3)
 e 50 fumble return, at N.Y. Giants (11/24)
 f 52 int return, at San Diego (9/29)

* G. Jenkins 23 fumble return, vs. Oak (11/28)

USUAL STARTERS

WR	Dez Bryant	LDE	George Selvie
LT	Tyron Smith	DT	Nick Hayden
LG	Ronald Leary	DT	Jason Hatcher
C	Travis Frederick	RDE	DeMarcus Ware
RG	Brian Waters (5)	SLB	Justin Durant (5)
	Mackenzey Benaudax		Kyle Wilber (4)
RT	Doug Free	MLB	Sean Lee (11)
TE	Jason Witten		DeVonte Holloman (2)
WR	Miles Austin (8)	WLB	Bruce Carter (13)
	Terrance Williams	LCB	Brandon Carr
QB	Tony Romo (15)	RCB	Orlando Scandrick (11)
	Kyle Orton	SS	Barry Church (3)
RB	Dellarco Murray (14)	FS	Jeff Heath (9)
	Joseph Randle (2)		J.J. Wilcox (5)
TE	James Hanna (8)		

Pro Bowlers in Bold

K	Dan Bailey
P	Chris Jones

PASSING	ATT	COMP	YDS	PCT	ATT	TD	INT	PCT	INT	LG	SKS/YDS	RATING
Romo	535	342	3,828	63.9	7.2	31	5.8	10	1.9	82	35/272	96.7
Orton	51	33	398	64.7	7.8	2	3.9	2	3.9	39	0/0	85.3
Cowboys	586	375	4,226	64.0	7.2	33	5.6	12	2.0	82	35/272	95.7
Opponents	623	403	4,835	64.7	7.8	33	5.3	15	2.4	87	34/246	95.9

2014 ★ DALLAS COWBOYS STATISTICS ★ 2014

FIRST PLACE, NFC EAST HEAD COACH: JASON GARRETT				RUSHING							SCORE BY						
PRESEASON (0-4)				ATT YDS AVG LG TD Murray 392 1,845 4.7 51 13 Randle 51 343 6.7 65t 3 Dunbar 29 99 3.4 14 0 Romo 26 61 2.3 21 0 Harris 4 7 1.8 9 0 Weeden 6 -1 -0.2 1 0 Cowboys 508 2,354 4.6 65t 16 Opponents 392 1,650 4.2 62 18							1 2 3 4 OT T Cowboys 95 140 110 119 3 467 Opponents 76 92 58 123 3 352						
REGULAR SEASON (12-4)				RECEIVING NO YDS AVG LG TD Bryant 88 1,320 15.0 68t 16 Witten 64 703 11.0 34 5 Murray 57 416 7.3 34 0 T. Williams 37 621 16.8 51 8 Beasley 37 420 11.4 45t 4 Dunbar 18 217 12.1 40 0 Escobar 9 105 11.7 26t 4 Harris 7 116 16.6 56 0 Hanna 4 48 12.0 27 0 Randle 4 23 5.8 14 0 Street 2 18 9.0 9 0 Cluits 1 1 1.0 1 0 Cowboys 328 4,008 12.2 68t 37 Opponents 371 4,187 11.3 72 22							FIELD GOALS 11-19 20-29 30-39 40-49 50+* Bailey 0 0 0 6-6 6-7 8-9 5-7 Cowboys 0-0 6-6 6-7 8-9 5-7 Opponents 0-0 5-5 4-5 6-7 0-0 Bailey: (29),(48,44,51,48),(29,40),(51), (33,53M,49),(42,56,31),(49),(21), (52,35),(54,48B),(38),(28), (35,27),(49),(52M),(36,32,23) Opp: (37M),(47),(28),(41M,30),(29), (33,33,48),(44,40),(,),(,),(,),(, (31,22,26,25),(,)(47,43),(,)(,25)						
2014 NFC WILD CARD GAME 11/4/15 W 24-20 @ DETROIT 91,410#				INTERCEPTIONS							SCORING						
2014 NFC DIVISIONAL PLAYOFF GAME 11/11/15 L 21-26 @ Green Bay 79,704				NO YDS AVG LG TD							TDR TDP TDR2P FG PAT S TP						
AT&T Stadium configuration *All Open #All Closed ^Only Doors Open %Only Roof Open				Carter 5 72 14.4 35 1 Wilcox 3 46 15.3 46 0 Church 2 49 24.5 45 0 Scandrick 2 2 1.0 2 0 R. McClain 2 0 0.0 0 0 Patmon 1 58 58.0 58t 1 Hitchens 1 8 8.0 8 0 Durant 1 1 1.0 1 0 Claiborne 1 -8 -8.0 -8 0 Cowboys 18 228 12.7 58t 2 Opponents 11 142 12.9 48 1							Witten 0 5 0 0 0 0 0 0 0 30 Beasley 0 4 0 0 0 0 0 0 0 24 Escobar 0 4 0 0 0 0 0 0 0 24 Randle 3 0 0 0 0 0 0 0 0 18 Carter 0 0 1a 0 0 0 0 0 0 6 Patmon 0 0 1b 0 0 0 0 0 0 6 Spencer 0 0 1c 0 0 0 0 0 0 6 Cowboys 16 37 3* 0 25/29 56/56 0 467 Opponents 18 22 3* 2 16/18 40/41 1-352 2-Pt. Conversions: Team 0-0, Opponents 2-2 a 25 int return at StL (9/21) b 58 int return at Ari (11/2) c 5 fumble return vs Was (12/28)						
TEAM STATISTICS				PUNTING							USUAL STARTERS						
DALLAS OPP				NO YDS AVG TB IN20 LG BL NET							WR Dez Bryant LDE George Selvie (13)						
FIRST DOWNS 342 315				C. Jones 57 2,586 45.4 2 21 64 1 39.8 Cowboys 58 2,586 44.6 2 21 64 1 39.8 Opp. 67 3,007 44.9 7 24 68 0 38.7							LT Tyron Smith DT Nick Hayden						
Rushing 105 86				PUNT RETURNS							LG Ron Leary (15) DT Tyron Crawford (15)						
Passing 205 195				NO YDS AVG FC LG TD							C Travis Frederick RDE Jeremy Hincey						
Penalty 31 34				Harris 30 275 9.2 13 38 0 Cowboys 30 275 9.2 13 38 0 Opponents 25 240 9.6 15 37 0							RG Zack Martin SLB Bruce Carter (7)						
Third Down-Made/Att 95/201 89/204				KICKOFF RETURNS							RT Doug Free (11) MLB Rolando McClain (12)						
Third Down Efficiency 47.3 43.6				NO YDS AVG LG TD							RJ Jeremy Parnell (5) WLB Justin Durant (6)						
Fourth Down-Made/Att 3/6 10/20				Harris 30 742 24.7 42 0 Dunbar 2 46 23.0 28 0 Wilber 1 2 2.0 2 0 Cowboys 33 790 23.9 42 0 Opponents 43 921 21.4 46 0							TE Jason Witten Anthony Hitchens (7)						
TOTAL NET YARDS 6,138 5,681				PENALTIES/YARDS							WR Terrance Williams LCB Brandon Carr						
Avg. Per Game 383.6 355.1				11/12/7 18 12 7 11/12/9 104/861 FUMBLES/BALL LOST 21/14 20/13							QB Tony Romo (15) RCB Orlando Scandrick (14)						
Total Plays 1,014 978				TOTAL NET YARDS							RB Brandon Weeden CB Sterling Moore (7)						
Avg. Per Play 6.1 5.8				NO YDS AVG							QB DelMarco Murray SS Barry Church						
NET YARDS RUSHING 2,354 1,650				PASSING							TE James Hanna (12) FS J.J. Wilcox						
Avg. Per Game 147.1 103.1				ATT COMP YDS PCT ATT							K Dan Bailey Pro Bowlers in Bold						
Total Rushes 508 392				Romo 435 304 3,705 69.9 8.5 34 7.8 9 2.1 68t 29/215 113.2 Weeden 41 24 303 58.5 7.4 3 7.3 2 4.9 40t 1/9 85.7 Dat. Total 476 328 4,008 68.9 8.4 37 7.8 11 2.3 68t 30/224 110.9 Opponents 558 371 4,187 66.5 7.5 22 3.9 18 3.2 72t 28/156 88.5							P PCT PCT						
Avg. Per Rush 4.6 4.2				TD TD INT INT LG SKS/YDS RATING							LS Chris Jones L.P. Ladouceur						
NET YARDS PASSING 3,784 4,031				TD TD INT INT LG SKS/YDS RATING													
Avg. Per Game 236.5 251.9				EXTRA POINTS/ATTEMPTS 56/56 40/41													
Sacked/Yards Lost 30/224 28/156				TWO POINT CONV./ATT 0/0 2/2													
Gross Yards 4,008 4,187				FIELD GOALS/ATTS 25/29 16/18													
ATTEMPTS/COMPLETIONS 476/328 558/371				AVG. TIME OF POSSESSION 32:22 27:38													
Pct. of Completions 68.9 66.5																	
Had Intercepted 11 18																	
PUNTS/AVERAGE 58/44.6 67/44.9																	
Net Punting Average 39.8 38.7																	
PUNT RETURN/AVG 30/9.2 25/9.6																	
KICKOFF RETURN/AVG 33/23.9 43/21.4																	

2015 ★ DALLAS COWBOYS STATISTICS ★ 2015

FOURTH PLACE, NFC EAST HEAD COACH: JASON GARRETT

PRESEASON (1-3)			
Date	W/L	Score	Opponent
8/13	L	7-17	@ San Diego
8/23	L	6-23	@ San Francisco
8/29	L	14-28	MINNESOTA
9/3	W	21-14	HOUSTON

REGULAR SEASON (4-12)			
Date	W/L	Score	Opponent
9/13	W	27-26	N.Y. GIANTS
9/20	W	20-10	@ Philadelphia
9/27	L	28-39	ATLANTA
10/4	L	20-26	@ New Orleans (OT)
10/11	L	6-30	NEW ENGLAND
10/18		- Bye -	
10/25	L	20-27	@ N.Y. Giants
11/1	L	12-13	SEATTLE
11/8	L	27-33	PHILADELPHIA (OT)
11/15	L	6-10	@ Tampa Bay
11/22	W	24-14	@ Miami
11/26	L	14-33	CAROLINA
12/7	W	19-16	@ Washington
12/13	L	7-28	@ Green Bay
12/19	L	16-19	N.Y. JETS
12/27	L	6-16	@ Buffalo
1/3/16	L	23-34	WASHINGTON

RUSHING	ATT	YDS	AVG	LG	TD
McFadden	239	1,089	4.6	50	3
Randle	76	315	4.1	37	4
Turbin	32	139	4.3	22	1
Whitehead	10	107	10.7	33	0
Cassel	15	78	5.2	24	0
Dunbar	5	67	13.4	45	0
C. Michael	15	51	3.4	13	0
Weeden	9	30	3.3	11	0
Romo	4	13	3.3	12	0
Heath	1	2	2.0	2	0
Moore	2	-1	-0.5	0	0
Cowboys	408	1,890	4.6	50	8
Opponents	461	1,934	4.2	50	16

RECEIVING	REC	YDS	AVG	LG	TD
Witten	77	713	9.3	35	3
T. Williams	52	840	16.2	42	3
Beasley	52	536	10.3	30	5
McFadden	40	328	8.2	21	0
Bryant	31	401	12.9	51	3
Dunbar	21	215	10.2	39	0
Butler	12	258	21.5	67	0
Randle	10	86	8.6	25	0
Hanna	9	79	8.8	17	0
Escobar	8	64	8.0	22	1
Street	7	114	16.3	25	1
Whitehead	6	16	2.7	8	0
Turbin	5	15	3.0	15	0
R. Smith	1	6	6.0	6	0
Clutts	1	4	4.0	4	0
C. Michael	1	2	2.0	2	0
Swaim	1	0	0.0	0	0
Cowboys	334	3,677	11.0	67	16
Opponents	330	3,865	11.7	80	19

INTERCEPTIONS	NO	YDS	AVG	LG	TD
Heath	2	19	9.5	19	0
Wilcox	1	24	24.0	24	0
R. McClain	1	12	12.0	12	1
Hardy	1	9	9.0	9	0
Lee	1	0	0.0	0	0
Olatoye	1	0	0.0	0	0
Mitchell	1	-2	-2.0	-2	0
Cowboys	8	62	7.8	24	1
Opponents	22	428	19.5	67	4

PUNTING	NO	YDS	AVG	TB	IN20	LG	BL	NET
C. Jones	69	3,117	45.2	1	27	61	0	42.5
Cowboys	69	3,117	45.2	1	27	61	0	42.5
Opp.	74	3,329	45.0	5	30	63	1	41.2

PUNT RETURNS	NO	YDS	AVG	FC	LG	TD
Whitehead	19	110	5.8	4	28	0
Beasley	12	69	5.8	17	22	0
Dunbar	1	4	4.0	0	4	0
White	1	0	0.0	0	0	0
Cowboys	33	183	5.5	21	28	0
Opponents	24	162	6.8	22	25	0

KICKOFF RETURNS	NO	YDS	AVG	LG	LG	TD
Whitehead	16	452	28.3	79	0	0
Dunbar	6	146	24.3	32	0	0
Patmon	2	26	13.0	20	0	0
R. Smith	1	26	26.0	26	0	0
McFadden	1	23	23.0	23	0	0
Street	1	22	22.0	22	0	0
T. Williams	1	9	9.0	9	0	0
Cowboys	28	704	25.1	79	0	0
Opponents	23	549	23.9	100	1	1

SCORE BY QUARTERS	1	2	3	4	OT	T
Cowboys	51	84	46	94	0	275
Opponents	66	100	64	132	12	374

FIELD GOALS	11-9	20-29	30-39	40-49	50+
Bailey	0-0	9-9	10-10	6-7	5-6
Cowboys	0-0	9-9	10-10	6-7	5-6
Opponents	1-1	5-5	9-10	9-14	6-6

Bailey: (21,32),(20,28),(),(30,38),(51,23),(30,48), (33,35,52,27),(41,44),(42,53,48M),(30), (21,48),(38,34,20,54),(),(27,38,50), (46,50M,22),()
 Opp: (50,40,30,19),(46),(32),(51,29,30M),(49,57,34), (47,34),(26,47B,24),(31,53),(52,46M),(), (49,43,25,50,43B),(45,36,46,43M),(), (36,45M,40),(32),(27,33)

SCORING	TD	DR	2PT	FG	PAT	S	TP
Bailey	0	0	0	0	30/32	25/25	0
Beasley	0	5	0	0	0/0	0/0	0
Randle	4	0	0	0	0/0	0/0	34
McFadden	3	0	0	1	0/0	0/0	20
Bryant	0	3	0	0	0/0	0/0	18
T. Williams	0	3	0	0	0/0	0/0	18
Witten	0	3	0	0	0/0	0/0	18
Escobar	0	1	0	0	0/0	0/0	6
R. McClain	0	1b	0	0	0/0	0/0	6
Street	0	1	0	0	0/0	0/0	6
Turbin	1	0	0	0	0/0	0/0	6
Wilber	0	0	1a	0	0/0	0/0	6
Wilcox	0	0	0	0	0/0	1c	2
Cowboys	8	16	2	1	30/32	25/25	1
Opponents	16	19	6*	1	30/36	36/38	0

2-pt Conversions: Dallas 1-1, Opponents 1-1

- a 26 punt block return at Phi (9/20)
- b 12 int return at Mia (11/22)
- c tackle A. Morris in end zone vs. Was (1/3/16)

* Rodgers-Cromartie 57 fum return vs. NYG (9/13)
 Rodgers-Cromartie 58 int return at NYG (10/25)
 Harris 101 kickoff return at NYG (10/25)
 J. Hicks 67 int return vs. Philadelphia (11/8)
 K. Coleman 36 int return vs. Car (11/26)
 L. Keuchly 32 int. return vs. Car (11/26)

USUAL STARTERS

WR	Dez Bryant (9)	LE	DeMarcus Lawrence (13)
LT	Tyron Smith	DT	Tyrone Crawford
LG	La'El Collins (11)	DT	Nick Hayden (15)
	Ronald Leary (4)	RE	Greg Hardy (4)
C	Travis Frederick	WLB	Sean Lee (14)
RG	Zack Martin	MLB	Roland McClain (11)
RT	Doug Free	K	Anthony Hitchens (5)
TE	Jason Witten	SLB	Kyle Wilber (6)
WR	Terrance Williams (13)	RCB	Morris Claiborne (11)
QB	Tony Romo (4)	LCB	Brandon Carr
	Matt Cassel (7)	SS	Barry Church (15)
	Kellen Moore (2)	FS	Byron Jones (7)
	Brandon Weeden (3)		J.J. Wilcox (9)
RB	Darren McFadden (10)		
	Josephandle (6)	K	Dan Bailey
TE	James Hanna (7)	P	Chris Jones
	Gavin Escobar (2)		
	Tyler Clutts (5)		

Pro Bowlers in Bold

TEAM STATISTICS	DALLAS	OPP
FIRST DOWNS	307	317
Rushing	94	113
Passing	175	172
Penalty	38	32
Third Down-Made/Att.	66/191	81/208
Third Down Efficiency	34.6	38.9
Fourth Down-Made/Att.	8/16	5/10
TOTAL NET YARDS	5,361	5,570
Avg. Per Game	335.1	348.1
Total Plays	969	998
Avg. Per Play	5.5	5.6
NET YARDS RUSHING	1,890	1,934
Avg. Per Game	118.1	120.9
Total Rushes	408	461
Avg. Per Rush	4.6	4.2
NET YARDS PASSING	3,471	3,636
Avg. Per Game	216.9	227.1
Sacked/Yards Lost	33/206	31/229
Gross Yards	3,677	3,865
Attempts/Completions	528/334	506/330
Pct. of Completions	63.3	65.2
Had Intercepted	22	8
PUNTS/AVERAGE	69/45.2	74/45.0
Net Punting Average	42.5	41.2
PUNT RET./AVG.	33/5.5	24/6.8
KICKOFF RET./AVG.	28/25.1	23/23.9
INT./AVG. RET.	8/7.8	22/19.5
PENALTIES/YARDS	112/879	113/898
FUMBLES/BALL LOST	18/11	11/3
TOUCHDOWNS	26	41
Rushing	8	16
Passing	16	19
Returns	2	6
EXTRA POINTS/ATTEMPTS	25/25	36/38
TWO POINT CONV./ATTS.	1/1	1/1
FIELD GOALS/ATTEMPTS	30/32	30/36
AVG. TIME OF POSS.	30:59	29:01

PASSING	ATT	COMP	YDS	PCT	ATT	TD	INT	LG	SKS/YDS	RATING
Cassel	204	119	1,276	58.3	6.3	5	2.5	7	3.4	51
Romo	121	83	884	68.6	7.3	5	4.1	7	5.8	39
Moore	104	61	779	58.7	7.5	4	3.8	6	5.8	36
Weeden	98	71	738	72.4	7.5	2	2.0	2	2.0	67
McFadden	1	0	0	0.0	0.0	0	0.0	0	0.0	0
Cowboys	528	334	3,677	63.3	7.0	16	3.0	22	4.2	67
Opponents	506	330	3,865	65.2	7.6	19	3.8	8	1.6	80

STAFF PLAYERS 2024 SEASON RECORDS PLAYOFF RECORDS STATISTICS 2015 SIDELINES

2016 ★ DALLAS COWBOYS STATISTICS ★ 2016

FIRST PLACE, NFC EAST HEAD COACH: JASON GARRETT			
PRESEASON (1-3)			
Date	W/L	Score	Opponent
8/13	L	24-28	@ LA Rams
8/19	W	41-14	MIAMI
8/25	L	17-27	@ Seattle
9/1	L	17-28	HOUSTON
REGULAR SEASON (13-3)			
9/11	L	19-20	N.Y. GIANTS
9/18	W	27-23	@ Washington
9/25	W	31-17	CHICAGO
10/2	W	24-17	@ San Francisco
10/9	W	28-14	CINCINNATI
10/16	W	30-16	@ Green Bay
10/23			- Bye -
10/30	W	29-23	PHILADELPHIA (OT)
11/6	W	35-10	@ Cleveland
11/13	W	35-30	@ Pittsburgh
11/20	W	27-17	BALTIMORE
11/24	W	31-26	WASHINGTON
12/1	W	17-15	@ Minnesota
12/11	L	7-20	@ N.Y. Giants
12/18	W	26-20	TAMPA BAY
12/26	W	42-21	DETROIT
11/17	L	13-27	@ Philadelphia
2016 NFC DIVISIONAL PLAYOFF GAME 1/15/17 L 31-34 GREEN BAY 93,396#			

AT&T Stadium configuration
 * - All Open # - All Closed
 % - Only Doors Open % - Only Roof Open

TEAM STATISTICS	DALLAS	OPP
FIRST DOWNS.....	358	330
Rushing.....	142	79
Passing.....	191	226
Penalty.....	25	25
Third Down-Made/Att.....	80/189	77/197
Third Down Efficiency.....	42.3	39.1
Fourth Down-Made/Att.....	9/9	9/14
TOTAL NET YARDS.....	6,027	5,503
Avg. Per Game.....	376.7	343.9
Total Plays.....	1,010	1,009
Avg. Per Play.....	6.0	5.5
NET YARDS RUSHING.....	2,396	1,336
Avg. Per Game.....	149.8	83.5
Total Rushes.....	499	340
Avg. Per Rush.....	4.8	3.9
NET YARDS PASSING.....	3,631	4,167
Avg. Per Game.....	226.9	260.4
Sacked/Yards Lost.....	28/168	36/209
Gross Yards.....	3,799	4,376
Attempts/Completions.....	483/325	633/425
Pct. of Completions.....	67.3	67.1
Had Intercepted.....	6	9
PUNTS/AVERAGE.....	59/45.1	70/43.6
Net Punting Average.....	40.5	39.3
PUNT RET./AVG.....	28/7.1	22/8.7
KICKOFF RET./AVG.....	24/20.5	33/22.6
INT./AVG. RET.....	9/8.3	6/5.5
PENALTIES/YARDS.....	105/879	90/784
FUMBLES/BALL LOST.....	22/9	28/11
TOUCHDOWNS.....	49	34
Rushing.....	24	9
Passing.....	25	25
Returns.....	0	0
EXTRA POINTS/ATTEMPTS.....	46/46	27/28
TWO POINT CONV./ATTS.....	0/2	0/6
FIELD GOALS/ATTEMPTS.....	27/32	25/32
AVG. TIME OF POSS.....	31:41	28:19

RUSHING	ATT	YDS	AVG	LG	TD
Elliott	322	1,631	5.1	60	15
Prescott	57	282	4.9	18	6
Morris	69	243	3.5	17	2
McFadden	24	87	3.6	24	0
Whitehead	10	82	8.2	26	0
Dunbar	9	31	3.4	10	1
C. Jones	1	30	30.0	30	0
Beasley	1	7	7.0	7	0
K. Smith	2	5	2.5	3	0
Sanchez	4	-2	-0.5	1	0
Cowboys	499	2,396	4.8	60	24
Opponents	340	1,336	3.9	36	9
RECEIVING	REC	YDS	AVG	LG	TD
Beasley	75	833	11.1	47	5
Witten	69	673	9.8	35	3
Bryant	50	796	15.9	56	8
T. Williams	44	594	13.5	47	4
Elliott	32	363	11.3	83	1
Butler	16	219	13.7	41	3
Dunbar	16	122	7.6	16	0
Swaim	6	69	11.5	28	0
Escobar	4	30	7.5	14	1
Whitehead	3	48	16.0	35	0
K. Smith	3	20	6.7	14	0
McFadden	3	17	5.7	11	0
Morris	3	11	3.7	6	0
R. Smith	1	4	4.0	4	0
Cowboys	325	3,799	11.7	83	25
Opponents	425	4,376	10.3	67	25

INTERCEPTIONS	NO	YDS	AVG	LG	TD
Church	2	14	7.0	14	0
Clayborne	1	27	27.0	27	0
Heath	1	19	19.0	19	0
Wilcox	1	8	8.0	8	0
Jones	1	7	7.0	7	0
Brown	1	0	0.0	0	0
Carr	1	0	0.0	0	0
Scandrick	1	0	0.0	0	0
Cowboys	9	75	8.3	27	0
Opponents	6	33	5.5	29	0

PUNTING	NO	YDS	AVG	TB	IN20	LG	BL	NET
Jones	58	2,661	45.9	4	25	66	1	40.5
Cowboys	59	2,661	45.1	4	25	66	1	40.5
Opp.	70	3,049	43.6	5	26	65	0	39.3

PUNT RETURNS	NO	YDS	AVG	FC	LG	TD
Whitehead	25	195	7.8	6	39	0
Beasley	3	3	1.0	9	3	0
Cowboys	28	198	7.1	15	39	0
Opponents	22	192	8.7	17	26	0

KICKOFF RETURNS	NO	YDS	AVG	LG	TD
Whitehead	17	394	23.2	33	0
Dunbar	2	32	16.0	16	0
McFadden	1	30	30.0	30	0
R. Smith	1	19	19.0	19	0
Morris	1	12	12.0	12	0
Escobar	1	5	5.0	5	0
Davis	1	0	0.0	0	0
Cowboys	24	492	20.5	33	0
Opponents	33	746	22.6	53	0

PASSING	ATT	COMP	YDS	PCT	AVG	TD	PCT	PCT	PCT	LG	SKS/YDS	RATING
							TD	INT	INT			
Prescott	459	311	3,667	67.8	8.0	23	5.0	4	0.9	83t	25/143	104.9
Sanchez	18	10	93	55.6	5.2	0	0.0	2	11.1	33	3/25	30.3
Romo	4	3	29	75.0	7.3	1	25.0	0	0.0	15	0/0	134.4
Bryant	1	1	10	100.0	10.0	1	100.0	0	0.0	10t	0/0	147.7
Beasley	1	0	0	0.0	0.0	0	0.0	0.0	0.0	0	0/0	39.6
Cowboys	483	325	3,799	67.3	7.9	25	5.2	6	1.2	83t	28/168	103.0
Opponents	633	425	4,376	67.1	6.9	25	3.9	9	1.4	67t	36/209	94.1

SCORE BY QUARTERS	1	2	3	4	OT	T
Cowboys	89	142	82	102	6	421
Opponents	51	89	67	99	0	306

FIELD GOALS	11-19	20-29	30-39	40-49	50+
Bailey	0-0	9-9	8-8	7-9	3-6
Cowboys	0-0	9-9	8-8	7-9	3-6
Opponents	0-0	7-7	14-14	3-7	1-4

Bailey: (23,56,25,54),(22,31),(49,47M),
 (47M,22),(1),(44,22,32),(38,23,49),(1),
 (37,53,46),(30,21),(46),(39),(55M);
 (56M,27,52M,40,38,33),(49,23)
 Opp: (1),(36,29,22),(34),(36),(50M),(37,43,34),
 (30,55,34),(31,41M),(39,55M,25),(46),
 (43M,24,55M,20),(48,36,33),(39),
 (25,34),(47M),(22,49M,33)

SCORING	TDR	TD	TRTD	2PR	FG	PAT	S	TP
Bailey	0	0	0	0	27/32	46/46	0	127
Elliott	15	1	0	0	0/0	0/0	0	96
Bryant	0	8	0	0	0/0	0/0	0	48
Prescott	6	0	0	0	0/0	0/0	0	36
Beasley	0	5	0	0	0/0	0/0	0	30
Williams	0	4	0	0	0/0	0/0	0	24
Butler	0	3	0	0	0/0	0/0	0	18
Witten	0	3	0	0	0/0	0/0	0	18
Morris	2	0	0	0	0/0	0/0	0	12
Dunbar	1	0	0	0	0/0	0/0	0	6
Escobar	0	1	0	0	0/0	0/0	0	6
Cowboys	24	25	0	0	27/32	46/46	0	421
Opponents	9	25	0	0	25/32	27/28	0	306

2-pt Conversions: Dallas 0-2, Opponents 0-6

USUAL STARTERS			
WR Dez Bryant (13)	DE Tyrone Crawford (12)	TE Jason Witten	WLB Sean Lee (15)
LT Tyrone Smith (13)	DT Maleik Collins (14)	WR Terrance Williams	MLB Anthony Hitchens
LG Ronald Leary (13)	DT Terrell McClain (15)	CB Dak Prescott	SLB Damien Wilson (6)
C Travis Frederick	DE Jack Crawford (7)	RB Ezekiel Elliott (15)	CB Morris Claiborne
RG Zack Martin	Benson Mayowa (6)	TE Jason Witten	Orlando Scandrick
RT Doug Free	DeMarcus Lawrence (3)	P Dan Bailey	Anthony Brown
TE Jason Witten	WLB Sean Lee (15)	K Chris Jones	CB Brandon Carr
WR Terrance Williams	MLB Anthony Hitchens		SS Barry Church (12)
QB Dak Prescott	SLB Damien Wilson (6)	Pro Bowlers in Bold	FS Byron Jones
RB Ezekiel Elliott (15)	CB Morris Claiborne		
TE Jason Witten	Orlando Scandrick		
	Anthony Brown		
K Dan Bailey	CB Brandon Carr		
P Chris Jones	SS Barry Church (12)		
	FS Byron Jones		

2017 ★ DALLAS COWBOYS STATISTICS ★ 2017

STAFF PLAYERS 2024 SEASON RECORDS PLAYOFF RECORDS 2017 STATISTICS SIDELINES

SECOND PLACE, NFC EAST HEAD COACH: JASON GARRETT			
PRESEASON (3-1)			
Date	W/L	Score Opponent	Att.
8/3	W	20-18 ARIZONA (Canton)	21,126
8/12	L	10-13 @ LA Rams	62,888
8/19	W	24-19 INDIANAPOLIS	88,851#
8/26	W	24-20 OAKLAND	90,135#
8/31		HOUSTON Cancelled	
REGULAR SEASON (9-7)			
9/10	W	19-3 N.Y. GIANTS	93,183#
9/17	L	17-42 @ Denver	76,919
9/25	W	28-17 @ Arizona	65,102
10/1	L	30-35 LA RAMS	91,869#
10/8	L	31-35 GREEN BAY	93,329#
10/15		- Bye -	
10/22	W	40-10 @ San Francisco	70,133
10/29	W	33-19 @ Washington	78,428
11/5	W	28-17 KANSAS CITY	93,273#
11/12	L	7-27 @ Atlanta	73,761
11/19	L	9-39 PHILADELPHIA	93,247#
11/23	L	6-28 LA CHARGERS	93,012#
11/30	W	38-14 WASHINGTON	91,712*
12/10	W	30-10 @ N.Y. Giants	78,125
12/17	W	20-17 @ Oakland	55,372
12/24	L	12-21 SEATTLE	92,150#
12/31	W	6-0 @ Philadelphia	69,596

AT&T Stadium configuration
 * -All Open # -All Closed
 ^ -Only Doors Open % -Only Roof Open

RUSHING	ATT	YDS	AVG	LG	TD
Elliott	242	983	4.1	30	7
Morris	115	547	4.8	70	1
Prescott	57	357	6.3	21	6
R. Smith	55	232	4.2	45	4
C. Jones	1	24	24.0	24	0
Williams	2	15	7.5	9	0
Rush	2	13	6.5	15	0
Switzer	4	5	1.3	3	0
McFadden	1	-2	-2.0	-2	0
Bryant	1	-4	-4.0	-4	0
Cowboys	480	2,170	4.5	70	18
Opponents	403	1,664	4.1	71	7

RECEIVING	REC	YDS	AVG	LG	TD
Bryant	69	838	12.1	50	6
Witten	63	560	8.9	28	5
Williams	53	568	10.7	56	0
Beasley	36	314	8.7	54	4
Elliott	26	269	10.3	72	2
R. Smith	19	202	10.6	81	3
Butler	15	317	21.1	53	3
Morris	7	45	6.4	13	0
Switzer	6	41	6.8	12	0
K. Smith	5	26	5.2	12	0
Hanna	4	88	22.0	31	1
Brown	4	33	8.3	14	0
Swaim	2	25	12.5	18	0
Prescott	0	0	0.0	3	0
Cowboys	309	3,326	10.8	81	22
Opponents	371	3,746	10.1	86	28

INTERCEPTIONS	NO	YDS	AVG	LG	TD
Heath	3	20	6.7	14	0
Brown	2	16	8.0	16	0
Lewis	1	25	25.0	25	0
B. Jones	1	21	21.0	21	1
Lee	1	9	9.0	9	0
Woods	1	7	7.0	7	0
Auwzie	1	0	0.0	0	0
Cowboys	10	98	9.8	25	1
Opponents	13	298	22.9	103	4

PUNTING	NO	YDS	AVG	TB	IN20	LG	BL	NET
C. Jones	66	2,908	44.1	5	34	62	0	41.4
Cowboys	66	2,908	44.1	5	34	62	0	41.4
Opp.	70	3,149	45.0	5	22	62	0	39.6

PUNT RETURNS	NO	YDS	AVG	FC	LG	TD
Switzer	29	256	8.8	10	83	1
Bailey	2	19	9.5	5	15	0
Cowboys	31	275	8.9	15	83	1
Opponents	18	75	4.2	20	20	0

KICKOFF RETURNS	NO	YDS	AVG	FC	LG	TD
Switzer	24	600	25.0	61	0	0
Smith	1	20	20.0	20	0	0
Cowboys	25	620	24.8	61	0	0
Opponents	35	759	21.7	66	0	0

SCORE BY QUARTERS	1	2	3	4	OT	T
Cowboys	60	128	46	120	-	354
Opponents	46	80	97	109	-	332

FIELD GOALS	11-19	20-29	30-39	40-49	50+
Bailey	1-1	3-4	4-5	4-5	3-5
Nugent	0-0	2-2	2-3	3-4	0-0
Cowboys	1-1	5-6	6-8	7-9	3-5
Opponents	0-0	5-5	7-12	6-7	1-1

SCORING	TDR	TDPTDR	2Pt	FG	PAT	S	TP
Bailey	0	0	0	15/20	26/28	0	71
Elliott	7	2	0	0	0	0	54
Bryant	0	6	0	0	0	0	36
Prescott	6	0	0	0	0	0	36
R. Smith	4	1	0	0	0	0	30
Witten	0	5	0	0	0	0	30
Nugent	0	0	0	7/9	8/8	0	29
Beasley	0	4	0	0	0	0	24
Butler	0	3	0	0	0	0	18
Hanna	0	1	0	0	0	0	6
B. Jones	0	0	1a	0	0	0	6
Morris	1	0	0	0	0	0	6
Switzer	0	0	1b	0	0	0	6
Heath	0	0	0	0	0	2	2
Cowboys	18	22	2	0	22/29	36/39	354
Opponents	7	28	5	3	19/25	29/35	332

2-pt Conversions: Dallas 0-3, Opponents 3-5
 a- 21 int return at Was 10/29
 b- 83 punt return vs. Was 11/30
 * A. Talib 103 int return at Den 9/17
 * D. Randall 21 int return vs. GB 10/8
 * M. Bradford 37 tum return vs. Phi 11/19
 * D. King 90 int return vs. LAC 11/23
 * J. Coleman 30 int return vs. Sea 12/24

TEAM STATISTICS	DALLAS	OPP
FIRST DOWNS	314	312
Rushing	127	96
Passing	162	181
Penalty	25	35
Third Down-Made/Att.	87/203	90/210
Third Down Efficiency	42.9	42.9
Fourth Down-Made/Att.	10/19	4/13
TOTAL NET YARDS	5,311	5,089
Avg. Per Game	331.9	318.1
Total Plays	1,005	1,000
Avg. Per Play	5.3	5.1
NET YARDS RUSHING	2,170	1,664
Avg. Per Game	135.6	104.0
Total Rushes	480	403
Avg. Per Rush	4.5	4.1
NET YARDS PASSING	3,141	3,425
Avg. Per Game	196.3	214.1
Sacked/Yards Lost	32/185	38/21
Gross Yards	3,326	3,746
Attempts/Completions	493/309	559/317
Pct. of Completions	62.7	66.4
Had Intercepted	13	10
PUNTS/AVERAGE	66/44.1	70/45.0
Net Punting Average	41.4	39.6
PUNT RET./AVG.	31/8.9	18/4.2
KICKOFF RET./AVG.	25/24.8	35/21.7
INT./AVG. RET.	10/9.8	13/22.9
PENALTIES/YARDS	97/939	107/880
FUMBLES/BALL LOST	11/9	26/11
TOUCHDOWNS	42	40
Rushing	18	7
Passing	22	28
Returns	2	5
EXTRA POINTS/ATTEMPTS	36/39	29/35
TWO POINT CONV./ATTS	0/3	3/5
FIELD GOALS/ATTEMPTS	22/29	19/25
AVG. TIME OF POSS.	30:12	29:48

PASSING	ATT	COMP	YDS	PCT	AVG
Prescott	490	308	3,324	62.9	6.8
Rush	3	1	2	33.3	0.7
Cowboys	493	309	3,326	62.7	6.7
Opponents	559	371	3,746	66.4	6.7

USUAL STARTERS			
WR	Dez Bryant	DE	DeMarcus Lawrence
LT	Tyron Smith (13)	DT	Maliek Collins (14)
LG	Jonathan Cooper (13)	DT	David Irving (8)
C	Travis Frederick	DE	Tyrone Crawford (14)
RG	Zack Martin	WLB	Sean Lee (11)
RT	La'el Collins	MLB	Anthony Hitchens (12)
TE	James Hanna (8)	SLB	Damien Wilson (9)
WR	Terrance Williams (14)	CB	Orlando Scandrick (11)
QB	Dak Prescott	CB	Chidobe Awuzie (3)
RB	Ezekiel Elliott (10)	CB	Anthony Brown (9)
TE	Jason Witten	J	Jourdan Lewis (3)
		SS	Jeff Heath
K	Dan Bailey	FS	Byron Jones
P	Chris Jones		

Pro Bowlers in Bold

PCT	TD	INT	PCT	LG	SKS/YDS	RATING
22	4.5	13	2.7	81	32/185	86.6
0	0.0	0	0.0	2	0/0	42.4
22	4.5	13	2.6	81	32/185	86.3
28	5.0	10	1.8	56	38/321	94.5

2018 ★ DALLAS COWBOYS STATISTICS ★ 2018

FIRST PLACE, NFC EAST HEAD COACH: JASON GARRETT			
PRESEASON (0-4)			
Date	W/L	Score	Opponent
8/9	L	21-24	@ San Francisco
8/18	L	13-21	CINCINNATI
8/26	L	3-27	ARIZONA
8/30	L	6-14	@ Houston
REGULAR SEASON (10-6)			
9/9	L	8-16	@ Carolina
9/16	W	20-13	N.Y. GIANTS
9/23	L	13-24	@ Seattle
9/30	W	26-24	DETROIT
10/7	L	16-19	@ Houston (OT)
10/14	W	40-7	JACKSONVILLE
10/21	L	17-20	@ Washington
10/28			- Bye -
11/5	L	14-28	TENNESSEE
11/11	W	27-20	@ Philadelphia
11/18	W	22-19	@ Atlanta
11/22	W	31-23	WASHINGTON
11/29	W	13-10	NEW ORLEANS
12/9	W	29-23	PHILADELPHIA
12/16	L	0-23	@ Indianapolis
12/23	W	27-20	TAMPA BAY
12/30	W	36-35	@ N.Y. Giants
2018 NFC WILD CARD GAME			
1/5/19	W	24-22	SEATTLE
2018 NFC DIVISIONAL PLAYOFF GAME			
1/12/19	L	22-30	@ LA Rams
AT&T Stadium configuration * - All Open # - All Closed ^ - Only Doors Open % - Only Roof Open			

RUSHING	ATT	YDS	AVG	LG	TD
Elliott	304	1,434	4.7	41	6
Prescott	75	305	4.01	28	6
R. Smith	44	127	2.9	14	1
Austin	6	55	9.2	18	0
D. Jackson	6	16	2.7	4	0
J. Lewis	2	12	6.0	7	0
A. Cooper	1	11	11.0	11	0
Heath	1	3	3.0	3	0
Cowboys	439	1,963	4.5	41	13
Opponents	400	1,513	3.8	68	12
RECEIVING	REC	YDS	AVG	LG	TD
Elliott	77	567	7.4	38	3
Beasley	65	672	10.3	32	3
Cooper	53	725	13.7	90	6
Gallup	33	507	15.4	49	2
Jarwin	27	307	11.4	39	3
Swaim	26	242	9.3	43	1
Hurns	20	295	14.8	49	2
Thompson	14	124	8.9	15	0
Schultz	12	116	9.7	17	0
R. Smith	9	60	6.7	14	0
Austin	8	140	17.5	64	2
N. Brown	5	54	10.8	22	0
Gathers	3	45	15.0	32	0
T. Williams	2	18	9.0	12	0
Olawale	2	13	6.5	10	0
Cowboys	356	3,885	10.9	90	22
Opponents	367	3,984	10.9	53	22

INTERCEPTIONS	NO	YDS	AVG	LG	TD
Heath	3	20	6.7	14	0
Vander Esch	2	56	28.0	28	0
X. Woods	2	15	7.5	15	0
J. Heath	1	49	49.0	49	0
Lawrence	1	13	13.0	13	0
Lewis	1	7	7.0	7	0
A. Brown	1	1	1.0	1	0
Auzwie	1	0	0.0	0	0
Cowboys	9	141	15.7	49	0
Opponents	8	77	9.6	29	0

PUNTING	NO	YDS	AVG	LG	BL	NET
C. Jones	60	2,670	44.5	2	17	63
Cowboys	60	2,670	44.5	2	17	63
Opps	64	2,856	44.6	6	32	61
PUNT RETURNS	NO	YDS	AVG	FC	LG	TD
Beasley	11	61	5.5	18	14	0
Austin	10	58	5.8	7	22	0
Cowboys	21	119	5.7	25	22	0
Opponents	30	254	8.5	16	30	0

KICKOFF RETURNS	NO	YDS	AVG	LG	TD
Thompson	6	147	24.5	35	0
D. Jackson	4	90	22.5	27	0
J. Lewis	2	38	19.0	19	0
Beasley	1	8	8.0	8	0
Cowboys	13	283	21.8	35	0
Opponents	25	662	26.5	44	0

PASSING	ATT	COMP	YDS	PCT	ATT	TD
Prescott	526	356	3,885	67.7	7.4	22
Beasley	1	0	0	0.0	0.0	0
Cowboys	527	356	3,885	67.6	7.4	22
Opponents	542	367	3,984	67.7	7.4	22

SCORE BY	QUARTERS					1	2	3	4	OT	T
Cowboys	76	77	63	117	6	339					
Opponents	24	90	79	120	3	324					
FIELD GOALS	11-19	20-29	30-39	40-49	50+						
Maher	0-0	10-10	6-8	7-11	6-7						
Cowboys	0-0	10-10	6-8	7-11	6-7						
Opponents	1-1	10-11	7-7	7-8	2-3						
Maher: (47M), (37.29), (50.35), (32.43,22.38), (27.43,48), (50.46,32.55), (47.52M), (38M), (25.31,42M), (21.50,42), (28), (26.46), (28.45M,62.21), (48B), (59.20), (34M)											
Opp: (27), (28.38), (47), (33), (48M,20.19,36), (21.25), (28M), (56.26), (41.45,53.21), (31), (33), (26), (43.44,23), (37.45,52M), (48.38)											
SCORING	TDR	TDPTDR%	2Pt	FG	PAT	S	TP				
Maher	0	0	0	29/36	32/33	0	119				
Elliott	6	3	0	0	0	0	54				
Prescott	6	0	0	1	0	0	38				
Cooper	0	6	0	0	0	0	36				
Beasley	0	3	0	0	0	0	18				
Jarwin	0	3	0	0	0	0	18				
Gallup	0	2	0	1	0	0	14				
Austin	0	2	0	0	0	0	12				
Hurns	0	2	0	0	0	0	12				
J. Smith	0	0	1a	0	0	0	6				
R. Smith	1	0	0	0	0	0	6				
Swaim	0	1	0	0	0	0	6				
Cowboys	13	22	1	29/36	32/33	0	339				
Opponents	12	22	1*	0	27/30	31/33	324				

a- 69-yd fumble return vs. TB 12/23
 * - P. Smith 1-yd fumble return at Was 10/21

2-pt Conversions: Dallas 2-2, Opponents 1-2

USUAL STARTERS			
WR	Amari Cooper (9)	DE	DeMarcus Lawrence
LT	Tyron Smith (13)	DT	Maliek Collins (9)
LG	Connor Williams (8)	DT	Antwan Woods
	Xavier Su'a-Filo (8)	DE	Tyrone Crawford (15)
C	Joe Looney	WLBL	Walter Esch (11)
RG	Zack Martin (14)		Sean Lee (5)
RT	La'el Collins	MLB	Jaylon Smith
TE	Geoff Swaim (9)	CB	Chidobe Awuzie (14)
	Dalton Schultz (5)	CB	Byron Jones
WR	Micahel Gallup (6)	CB	Anthony Brown (11)
QB	Dak Prescott	SS	Jeff Heath
RB	Ezekiel Elliott (15)	FS	Xavier Woods (14)
WR	Allen Hurns (5)		
Pro Bowlers in Bold			
P	Brett Maher		
K	Chris Jones		

PCT	TD	INT	PCT	INT	LG	SKS/YDS	RATING
22	4.2	8	1.5	90t	56/347	96.9	
0	0.0	0	0.0	0	0/0	39.6	
22	4.2	8	1.5	90t	56/347	96.7	
22	4.1	9	1.7	53t	39/229	95.8	

2019 ★ DALLAS COWBOYS STATISTICS ★ 2019

**SECOND PLACE, NFC EAST
HEAD COACH: JASON GARRETT**

PRESEASON (2-2)

Date	W/L	Score	Opponent	Att.
8/10	L	9-17	@ San Francisco	49,936
8/17	W	14-10	@ LA Rams (Honolulu)	67,052
8/24	W	34-0	HOUSTON	85,636#
8/29	L	15-17	TAMPA BAY	81,329#

REGULAR SEASON (8-8)

W/L	Score	Opponent	Att.
9/8	W	35-17	N.Y. GIANTS
9/15	W	31-21	@ Washington
9/22	W	31-6	MIAMI
9/29	L	10-12	@ New Orleans
10/6	L	24-34	GREEN BAY
10/13	L	22-24	@ N.Y. Jets
10/20	W	37-10	PHILADELPHIA
10/27	-	Bye	-
11/4	W	37-18	@ N.Y. Giants
11/10	L	24-28	MINNESOTA
11/17	W	35-27	@ Detroit
11/24	L	9-13	@ New England
11/28	L	15-26	BUFFALO
12/5	L	24-31	@ Chicago
12/15	W	44-21	LA RAMS
12/22	L	9-17	@ Philadelphia
12/29	W	47-16	WASHINGTON

AT&T Stadium configuration
 *-All Open #-All Closed
 ^-Only Doors Open %-Only Roof Open

TEAM STATISTICS DALLAS OPP

FIRST DOWNS	379	327
Rushing	120	101
Passing	229	188
Penalty	30	38
Third Down-Made/Att.	96/204	67/201
Third Down Efficiency	47.1%	33.3%
Fourth Down-Made/Att.	7/16	10/22
TOTAL NET YARDS	6,904	5,232
Avg. Per Game	431.5	327.0
Total Plays	1,069	1,015
Avg. Per Play	6.5	5.2
NET YARDS RUSHING	2,153	1,656
Avg. Per Game	134.6	103.5
Total Rushes	449	407
Avg. Per Rush	4.8	4.1
NET YARDS PASSING	4,751	3,576
Avg. Per Game	296.9	223.5
Sacked/Yards Lost	23/151	39/303
Gross Yards	4,902	3,879
Attempts/Completions	597/388	569/370
Pct. of Completions	65.0	65.0
Had Intercepted	11	7
PUNTS/AVERAGE	51/40.8	69/46.2
Net Punting Average	37.0	43.1
PUNT RET./AVG.	23/5.7	18/8.6
KICKOFF RET./AVG.	20/16.3	35/23.3
INT. RET./AVG.	7/11.9	11/10.1
PENALTIES/YARDS	109/1,008	102/855
FUMBLE/BALL LOST	15/7	19/10
TOUCHDOWNS	49	35
Rushing	18	14
Passing	30	21
Returns	1	0
EXTRA POINTS/ATTEMPTS	46/46	29/31
TWO POINT CON./ATT.	2/3	2/4
FIELD GOALS/ATTEMPTS	30/40	26/32
AVG. TIME OF POSS.	29:33	30:28

RUSHING	ATT	YDS	AVG	LG	TD
Elliott	301	1,357	4.5	33t	12
Pollard	86	455	5.3	44t	2
Prescott	52	277	5.3	42	3
Austin	6	47	7.8	20t	1
Cobb	3	11	3.7	7	0
Cooper	1	6	6.0	6	0
Team	449	2,153	4.8	44t	18
Opponents	407	1,656	4.1	59	14

RECEIVING	REC	YDS	AVG	LG	TD
Cooper	79	1,189	15.1	53t	8
Gallup	66	1,107	16.8	62	6
Witten	63	529	8.4	33	4
Cobb	55	828	15.1	59	3
Elliott	54	420	7.8	27	2
Jarwin	31	365	11.8	42	3
Pollard	15	107	7.1	21t	1
Austin	13	177	13.6	59t	1
D.Smith	5	113	22.6	51t	1
C.Wilson	5	46	9.2	14	0
Bryant	1	15	15.0	15t	1
Schultz	1	6	6.0	6	0
Olawale	0	0	0.0	0	0
Team	388	4,902	12.6	62	30
Opponents	370	3,879	10.5	92t	21

INTERCEPTIONS	NO	YDS	AVG	LG	TD
X.Woods	2	38	19.0	29	0
Lewis	2	20	10.0	20	0
Lee	1	25	25.0	25	0
J.Smith	1	0	0.0	0	0
Awuzie	1	0	0.0	0	0
Team	7	83	11.9	29	0
Opponents	11	111	10.1	37	0

PUNTING	NO	YDS	AVG	TB	IN20	LG	BL	NET
C. Jones	50	2,079	41.6	2	18	58	1	37.0
Cowboys	50	2,079	41.6	2	18	58	1	37.0
Opps	69	3,188	46.2	4	34	70	0	43.1

PUNT RETURNS	NO	YDS	AVG	FC	LG	TD
Austin	17	84	4.9	9	15	0
Cobb	4	34	8.5	9	14	0
C. Wilson	2	13	6.5	2	13	0
Cowboys	23	131	5.7	20	15	0
Opponents	18	154	8.6	18	32	0

KICKOFF RETURNS	NO	YDS	AVG	LG	TD
Pollard	14	245	17.5	30	0
C. Wilson	3	64	21.3	22	0
Cobb	2	11	5.5	11	0
Schultz	1	5	5.0	5	0
Cowboys	20	325	16.3	30	0
Opponents	35	815	23.3	50	0

SCORE BY QUARTERS	1	2	3	4	OT	T
Cowboys	67	139	88	140	-	434
Opponents	79	105	78	59	-	321

PASSING	ATT	COMP	YDS	PCT	AVG	TD	INT	PCT
Prescott	596	388	4,902	65.1	8.5	30	11	1.8
Cobb	1	0	0.0	0.0	0.0	0	0	0.0
Cowboys	597	388	4,902	65.0	8.2	30	5	1.1
Opponents	569	379	3,879	65.0	6.8	21	3.7	1.2

FIELD GOALS	11-19	20-29	30-39	40-49	50+
Maher	0-0	9-9	6-8	1-5	4-8
Forbath	0-0	1-1	1-1	1-1	7-7
Cowboys	0-0	10-10	7-9	8-12	5-9
Opponents	1-1	12-12	7-7	6-9	0-3

Maher: (-),(-25),(28,55M),(28),(54M,36,33M)
 (50,62,32,40WR),(26,63,29)(35,54M,52,28)
 (57M, 23),(30,34),(46M,46,27,29),(35B,47M),
 (42M,31),(-),(-),(-)

Forbath: (-),(-),(-),(-),(-),(-),(-),(-),(-),(-),(-)
 (50,42,42),(49,32,49),(28,47,48,40),

Opp: (28),(1),(47M,22,33),(40,42,19,26),(20,38),
 (38),(38),(21,25,26,29),(26,27),(-),
 (44,46M,48M, 42),(50M,41,26),(36),(-),
 (36,53M,55M),(31,42,28)

SCORING	TD	DP	TR	2Pt	FG	PAT	S	TP
Maher	0	0	0	0	20/30	36/36	0	96
Elliott	12	2	0	0	0/0	0/0	0	84
Cooper	0	8	0	0	0/0	0/0	0	48
Forbath	0	0	0	0	10/10	10/10	0	40
Gallup	0	6	0	0	0/0	0/0	0	36
Witten	0	4	0	1	0/0	0/0	0	26
Pollard	2	1	0	0	0/0	0/0	0	20
Cobb	0	3	0	0	0/0	0/0	0	18
Prescott	3	0	0	0	0/0	0/0	0	18
Jarwin	0	3	0	0	0/0	0/0	0	18
Austin	1	1	0	0	0/0	0/0	0	12
Lewis	0	0	1a	0	0/0	0/0	0	6
Bryant	0	1	0	0	0/0	0/0	0	6
D.Smith	0	1	0	0	0/0	0/0	0	6
Team	18	30	1	2	30/40	46/46	0	434
Opponents	14	21	0	0	26/32	29/31	0	321

a- 63-yd fumble return at NYG 11/4

2-pt Conversions: Dallas 2-3, Opponents 2-4

USUAL STARTERS

WR	Amari Cooper	DE	DeMarcus Lawrence
LT	Tyron Smith (13)	DT	Maliek Collins
LG	Connor Williams (11)	DT	Antwaun Woods (10)
	Xavier Su'a-Filo (4)	DE	Tyrone Crawford (2)
C	Travis Frederick	RB	Robert Quinn (14)
RG	Zack Martin	WLB	L. Vander Esch (9)
RT	La'el Collins (15)		Sean Lee (7)
TE	Jason Witten	MLB	Jaylon Smith
WR	Micahel Gallup (12)	SLB	Sean Lee (6)
QB	Dak Prescott	CB	Chidobe Awuzie
RB	Ezekiel Elliott	CB	Byron Jones (14)
WR	Randall Cobb (6)	SS	Jeff Heath
		FS	Xavier Woods (14)
K	Brett Maher (13)		
	Kai Forbath (3)		
P	Chris Jones		

Pro Bowlers in Bold

ATT	TD	INT	INT	LG	SKS	YDS	RATING
Prescott	596	388	4,902	65.1	8.5	30	11
Cobb	1	0	0.0	0.0	0.0	0	0.0
Cowboys	597	388	4,902	65.0	8.2	30	5
Opponents	569	379	3,879	65.0	6.8	21	3.7

2020 DALLAS COWBOYS STATISTICS 2020

THIRD PLACE, NFC EAST HEAD COACH: MIKE MCCARTHY

PRESEASON (0-0)

Table with columns: Date, W/L, Score, Opponent, Att., and game status. Includes games against PITT, LA Chargers, BALTIMORE, KANSAS CITY, and Houston.

REGULAR SEASON (6-10)

Table with columns: Date, W/L, Score, Opponent, Att., and game status. Lists all 17 regular season games with scores and attendance.

AT&T Stadium configuration
* -All Open # - All Closed
^ -Only Doors Open % -Only Roof Open
@ -game rescheduled from 12/3

TEAM STATISTICS DALLAS OPP

Table with columns: Statistic, Dallas, Opponent. Includes First Downs, Rushing, Passing, Penalties, etc.

RUSHING

Table with columns: Player, ATT, YDS, AVG, LG, TD. Lists rushing stats for Elliott, Pollard, Dalton, Prescott, etc.

RECEIVING

Table with columns: Player, REC, YDS, AVG, LG, TD. Lists receiving stats for Cooper, Lamb, Schultz, etc.

INTERCEPTIONS

Table with columns: Player, NO, YDS, AVG, LG, TD. Lists interception stats for Diggs, A. Brown, etc.

PUNTING

Table with columns: Player, NO, YDS, AVG, TB, IN20, LG, BL, NET. Lists punting stats for Niswander, C. Jones, etc.

PUNT RETURNS

Table with columns: Player, NO, YDS, AVG, FC, LG, TD. Lists punt return stats for Lamb, C. Wilson, etc.

KICKOFF RETURNS

Table with columns: Player, NO, YDS, AVG, LG, TD. Lists kickoff return stats for Pollard, Dowdle, etc.

PASSING

Table with columns: Player, ATT, COMP, YDS, PCT, ATT, TD. Lists passing stats for Dalton, Prescott, Gilbert, etc.

SCORE BY

Table with columns: Quarters, Cowboys, Opponents. Shows scoring by quarter.

FIELD GOALS

Table with columns: 11-19, 20-29, 30-39, 40-49, 50+. Shows field goal counts.

SCORING

Table with columns: Player, TDR, TD, P, R, FG, PAT, S, TP. Lists scoring stats for Zuerlein, Elliott, etc.

a - 47 kick return vs. SF 12/20
b - 29 fumble return vs. NYG 10/11
c - 78 fumble return at Cin 12/13

* K. Fackrell 46 int return vs. NYG 10/11
R. McLeod 53 int return at Phi 11/1
M. Sweat 15 int return vs. Was 11/26

USUAL STARTERS

Table with columns: Player, Opponent. Lists usual starters for each opponent.

Pro Bowlers in Bold

Table with columns: Player, TD, INT, PCT, LG, SKS, YDS, RATING. Lists Pro Bowl stats.

2021 ★ DALLAS COWBOYS STATISTICS ★ 2021

STAFF

PLAYERS

2024 SEASON

RECORDS

PLAYOFF RECORDS

STATISTICS

2021 SIDELINES

FIRST PLACE, NFC EAST HEAD COACH: MIKE MCCARTHY

PRESEASON (0-4)

Date	W/L	Score	Opponent	Att.
8/5	L	3-16	Pittsburgh (Canton)	20,113
8/13	L	16-19	@ Arizona	59,954
8/21	L	14-20	HOUSTON	72,720#
8/29	L	14-34	JACKSONVILLE	72,205#

Date	W/L	Score	Opponent	Att.
9/9	L	29-31	@ Tampa Bay	65,556
9/19	W	20-17	@ LA Chargers	70,240
9/27	W	41-21	PHILADELPHIA	93,267*
10/3	W	36-28	CAROLINA	93,262*
10/10	W	44-20	N.Y. GIANTS	93,476#
10/17	W	35-29	@ New England (OT)	65,878
10/24	-	Bye	-	-
10/31	W	20-16	@ Minnesota	66,633
11/7	L	16-30	DENVER	93,503*
11/14	W	43-3	ATLANTA	93,436*
11/21	L	9-19	@ Kansas City	73,494
11/25	L	33-36	LAS VEGAS (OT)	93,483#
12/2	W	27-17	@ New Orleans	69,170
12/12	W	27-20	@ Washington	61,308
12/19	W	21-6	@ N.Y. Giants	77,413
12/26	W	56-14	WASHINGTON	93,482#
1/2/22	L	22-25	ARIZONA	93,458#
1/8/22	W	51-26	@ Philadelphia	69,796

2021 NFC WILD CARD GAME

1/16/22L 17-23 SAN FRANCISCO 93,470#

AT&T Stadium configuration
 *-All Open # -All Closed
 ^-Only Doors Open %-Only Roof Open

TEAM STATISTICS			DALLAS	OPP
FIRST DOWNS390			327
Rushing111			99
Passing248			191
Penalty31			37
Third Down-Made/Att.99/228			76/223
Third Down Efficiency43.4			34.1
Fourth Down-Made/Att.14/24			16/26
TOTAL NET YARDS6,919			5,967
Avg. Per Game407.0			351.0
Total Plays1,153			1,082
Avg. Per Play6.0			5.5
NET YARDS RUSHING2,119			1,918
Avg. Per Game124.6			112.8
Total Rushes473			429
Avg. Per Rush4.5			4.5
NET YARDS PASSING4,800			4,049
Avg. Per Game282.4			238.2
Sacked/Yards Lost33/163			41/297
Gross Yards4,963			4,346
Attempts/Completions647/444			612/364
Pct. of Completions68.6			59.5
Had Intercepted11			26
PUNTS/AVERAGE65/48.4			71/44.0
Net Punting Average44.6			40.3
PUNT RET./AVG.28/6.6			25/6.5
KICKOFF RET./AVG.29/24.8			18/26.0
INT./AVG. RET.26/15.6			11/13.2
PENALTIES/YARDS127/11.3			121/97.3
FUMBLES/BALL LOST103			14/8
TOUCHDOWNS64			39
Rushing15			13
Passing40			24
Returns9			2
EXTRA POINTS/ATTEMPTS47/53			29/32
TWO POINT CONV./ATTS6/10			4/7
FIELD GOALS/ATTEMPTS29/35			29/35
AVG. TIME OF POSS.30:20			29:40

RUSHING	ATT	YDS	AVG	LG	TD
Elliott	237	1,002	4.2	47	10
Pollard	130	719	5.5	58†	2
Prescott	48	146	3.0	21	1
Clement	33	140	4.2	38	0
Lamb	9	76	8.4	33	0
Hardy	4	26	7.3	22†	1
C. Wilson	2	11	5.5	6	0
I. Smith	1	4	4.0	4†	1
Rush	9	-8	-0.9	2	0

FIELD GOALS	11-19	20-29	30-39	40-49+
Zuerlein	0-0	5-5	15-16	7-9
Cowboys	0-0	5-5	15-16	7-9
Opponents	0-0	7-7	8-8	8-9

Zuerlein: (31M,35.60M,21.48), (34.56),(0),(37), (31.38,31), (30,45.51M,49), (43M,38.99),(1),(1), (33,30.48), (59M,29.45), (55.34), (35,38.37,29), (26,42.27),(1), (43M),(48)

RECEIVING	REC	YDS	AVG	LG	TD
Lamb	79	1,102	13.9	49†	6
Schultz	78	808	10.4	32†	8
Cooper	68	865	12.7	41	8
Elliott	47	287	6.1	21	2
C. Wilson	45	602	13.4	73†	6
Pollard	39	337	8.6	32	0
Gallup	35	445	12.7	41	2
N. Brown	16	184	11.5	27	0
Turner	12	149	12.4	61	3
Jarwin	11	96	8.7	20	2
Clement	6	29	4.8	8†	1
McKean	4	27	6.8	12	1
Sprinkle	3	31	10.3	11	0
Steele	1	1	1.0	1†	1

SCORING

TD	DP	TDR	2Pt	FG	PAT	S	TD
Zuerlein	0	0	0	0	42/48	29/35	129
Elliott	10	2	0	3	0/0	0/0	78
Schultz	0	8	0	0	0/0	0/0	50
Cooper	0	8	0	0	0/0	0/0	48
Lamb	0	6	0	1	0/0	0/0	38
C. Wilson	0	6	0	0	0/0	0/0	36
Pollard	2	0	1a	0	0/0	0/0	18
Turner	0	3	0	0	0/0	0/0	18
Diggs	0	0	2b	0	0/0	0/0	12
Gallup	0	2	0	0	0/0	0/0	12
Jarwin	0	2	0	0	0/0	0/0	12
Prescott	1	0	0	1	0/0	0/0	8
Armstrong	0	1c	0	0	0/0	0/0	6
A. Brown	0	0	1	0	0/0	0/0	6
Clement	0	1	0	0	0/0	0/0	6
Golston	0	0	1d	0	0/0	0/0	6
Hardy	1	0	0	0	0/0	0/0	6
Lawrence	0	1e	0	0	0/0	0/0	6
McKean	0	1	0	0	0/0	0/0	6
I. Smith	1	0	0	0	0/0	0/0	6
Steele	0	1	0	0	0/0	0/0	6
Watkins	0	0	1f	0	0/0	0/0	6
Wright	0	0	1g	0	0/0	0/0	6
Hajrullahu	0	0	0	5/5	0/0	0/0	5

INTERCEPTIONS	NO	YDS	AVG	LG	TD
Diggs	11	142	12.9	59†	2
Lewis	3	88	29.3	66	0
A. Brown	3	45	15.0	45†	1
Kearse	2	34	17.0	34	0
Kazee	2	8	4.0	8	0
Lawrence	1	40	40.0	40†	1
Watkins	1	29	29.0	29†	1
Gregory	1	12	12.0	12	0
Vander Esch	1	7	7.0	7	0
Hooker	1	0	0.0	0	0
Team	26	405	15.6	66	5
Opponents	11	145	13.2	31	1

Opp: (36), (46,44M,32.29),(1), (54M), (54M,51.51),(1), (45,40.24), (53,27.53M,42), (35), (37,53.51M), (22,46.30,56.29), (56M,42),(1), (35,42.4),(1), (24,53.26,38), (38,40)

PUNTING NO	YDS	AVG	TB	INTG	LG	BL	NET
Anger	65	3,143	48.4	4	24	63	0
Cowboys	65	3,143	48.4	4	24	63	0
Opps	71	3,125	44.0	4	26	68	3

PUNT RETURNS	NO	YDS	AVG	FC	LG	TD
Lamb	14	139	9.9	9	21	0
C. Wilson	11	36	3.3	5	14	0
Diggs	2	10	5.0	0	9	0
Wright	1	0	0.0	0	0	0
Cowboys	28	185	6.6	14	21	0
Opponents	25	163	6.5	24	23	0

KICKOFF RETURNS	NO	YDS	AVG	LG	TD
Pollard	17	489	28.8	100†	1
Clement	11	215	19.5	29	0
Hardy	1	15	15.0	15	0
Cowboys	29	719	24.8	100†	1
Opponents	18	468	26.0	41	0

SCORE BY QUARTERS	1	2	3	4	OT	T
Cowboys	130	146	103	145	6	530
Opponents	90	96	65	104	3	358

PASSING	ATT	COMP	YDS	PCT	AVG	TD	PCT TD	PCT INT	PCT LG	SKS/YDS	RATING	
Prescott	596	410	4,449	68.8	7.5	37	6.2	1.7	51	30/144	104.2	
Rush	47	30	422	63.8	9.0	3	6.4	1.2	73†	3/19	105.1	
C. Wilson	3	3	88	100.0	29.3	0	0.0	0.0	35	0/0	118.8	
Elliott	1	1	4	100.0	4.0	0	0.0	0.0	4	0/0	83.3	
Cowboys	647	444	4,963	68.6	7.7	40	6.2	1.7	73†	33/163	104.8	
Opponents	612	364	4,346	59.5	7.1	24	3.9	2.6	4.2	75†	41/297	76.6

a-100 kick return vs. LV 11/25
 b-59 INT return vs. Phi 9/27
 c-37 fumble return at NE 10/17
 d-0 punt block return vs. Was 12/26
 e-40 INT return vs. Was 12/26
 f-9 INT return at NO 12/2
 g-0 punt block return vs. Atl 11/14

* F. Cox 0 fumble return vs. Phi 9/27
 C. Holcomb 31 INT return at Was 12/12

USUAL STARTERS

WR	Amari Cooper (14)	LDE	DeMarcus Lawrence (7)
LT	Tyron Smith (11)	Tarell Basham (6)	
LG	Connor Williams (13)	Micah Parsons (3)	
C	Connor McGovern (3)	LOD	Osa Odighizuwa (9)
TE	Tyler Biadasz		Neville Gallimore (4)
RG	Zack Martin (16)	ROD	Carlos Watkins (11)
RT	La'el Collins (10)		Antwan Woods (11)
	Terence Steele (7)	RDE	Randy Gregory (6)
TE	Dalton Schultz (15)	OLB	Micah Parsons (12)
WR	CeeDee Lamb (13)		L. Vander Esch (4)
WR	Michael Gallup (8)	MLB	L. Vander Esch (12)
QB	Dak Prescott (16)	LCB	Trevon Diggs (16)
RB	Ezekiel Elliott	NCB	Jourdan Lewis (13)
		RCB	Anthony Brown (15)
K	Greg Zuerlein (15)	SS	Jayron Kearse (14)
P	Bryan Anger	FS	Damontae Kazee (16)

Pro Bowlers in Bold

2022 * DALLAS COWBOYS STATISTICS * 2022

SECOND PLACE, NFC EAST HEAD COACH: MIKE MCCARTHY

PRESEASON (2-1)

Table with columns: Date, W/L, Score, Opponent, Att. Includes games against Denver, LA Chargers, and Seattle.

REGULAR SEASON (12-5)

Main regular season schedule table with columns: Date, W/L, Score, Opponent, Att. Includes games against Tampa Bay, Cincinnati, N.Y. Giants, Washington, LA Rams, Philadelphia, Detroit, Chicago, Green Bay, Minnesota, N.Y. Giants, Indianapolis, Houston, Jacksonville, Philadelphia, Tennessee, and Washington.

2022 NFC WILD CARD GAME

1/16/23 W 31-14 @ Tampa Bay 69,145

2022 NFC DIVISIONAL GAME

1/22/23 L 12-19 @ San Francisco 71,888

AT&T Stadium configuration

*-All Open #-All Closed

^-Only Doors Open %-Only Roof Open

TEAM STATISTICS DALLAS OPP

Comprehensive team statistics table comparing Dallas and Opponents across various metrics like First Downs, Rushing, Passing, Net Yards, etc.

RUSHING

Rushing stats table with columns: Player, ATT, YDS, AVG, LG, TD. Includes Pollard, Elliott, Prescott, Davis, Lamb, Turpin, Rush, Hendershot, Anger, Team, Opponents.

RECEIVING

Receiving stats table with columns: Player, REC, YDS, AVG, LG, TD. Includes Lamb, Schultz, N. Brown, Gallup, Pollard, Ferguson, Elliott, Hendershot, Hillon, Davis, Fehoko, Houston, Tolbert, McKeon, Turpin, Team, Opponents.

INTERCEPTIONS

Interceptions stats table with columns: Player, NO, YDS, AVG, LG, TD. Includes Bland, Diggs, Hooker, Kearse, Lewis, Mukuamu, Wilson, Wright, Team, Opponents.

PUNTING

Punting stats table with columns: Player, NO, YDS, AVG, TB, IN20, LG, BL, NET. Includes Anger, Cowboys, Opps.

PUNT RETURNS

Punt Returns stats table with columns: Player, NO, YDS, AVG, FC, LG, TD. Includes Turpin, Cowboys, Opponents.

KICKOFF RETURNS

Kickoff Returns stats table with columns: Player, NO, YDS, AVG, LG, TD. Includes Turpin, Hendershot, Cowboys, Opponents.

SCORE BY QUARTERS

Score by Quarters stats table with columns: Player, Q1, Q2, Q3, Q4, OT, T. Includes Cowboys, Opponents.

PASSING

Passing stats table with columns: Player, ATT, COMP, YDS, PCT, AVG, TD, INT. Includes Prescott, Rush, Cowboys, Opponents.

FIELD GOALS

Field Goals stats table with columns: Player, 11-19, 20-29, 30-39, 40-49, 50+. Includes Maher, Cowboys, Opponents.

Maher: (51), (54,50), (26,28,59M,44), (53,45,28,29), (33,40,36), (30,59M), (22), (1), (1), (27,53,60,50), (46M), (1), (33,53), (24,53), (21,44,48,26), (36,45), (1).

Opp: (44,38,36M,29,47), (43,50,46), (47B,42,51,51), (45), (29,51M), (51,34), (40,53), (36), (54M,28), (25), (57,47), (52,34), (43,50,54), (33,48), (25,47), (37,29), (31M,52M,29,22).

SCORING

Scoring stats table with columns: Player, TDR, TD, PRT, 2PR, FG, PAT, S, TP. Includes Maher, Elliott, Pollard, Lamb, Schultz, Gallup, N. Brown, Hendershot, Ferguson, Davis, Hooker, Lawrence, Parsons, Prescott, Team, Opponents.

a-38 fumble return vs. Ind 12/14
b-19 fumble return at LAR 10/9
c-36 fumble return vs. Chi 10/30

*-R. Jenkins 52 INT return at Jac 12/18
J. Sweat 42 INT return vs. Phi 12/24
K. Fuller 29 INT return at Was 1/8/23

USUAL STARTERS

Usual Starters table listing WR, LT, LG, RG, RT, TE, WR, QB, RB, K, P for both Dallas and Opponents.

Pro Bowlers in Bold

2023 ★ DALLAS COWBOYS STATISTICS ★ 2023

STAFF

PLAYERS

2024 SEASON

RECORDS

PLAYOFF RECORDS

STATISTICS

SIDELINES

FIRST PLACE, NFC EAST HEAD COACH: MIKE MCCARTHY

PRESEASON (1-2)

Date	W/L	Score	Opponent	Att.
8/12	L	23-28	JACKSONVILLE	81,204#
8/19	L	14-22	@ Seattle	68,458
8/26	W	31-16	LAS VEGAS	80,325#

REGULAR SEASON (12-5)

9/10	W	40-0	@ N.Y. Giants	80,809
9/17	W	30-10	N.Y. JETS	93,689#
9/24	L	16-28	@ Arizona	62,915
10/1	W	38-3	NEW ENGLAND	93,719#
10/8	L	10-42	@ San Francisco	71,617
10/16	W	20-17	@ LA Chargers	70,240
10/23	-	Bye -		
10/29	W	43-20	LA RAMS	93,448#
11/5	L	23-28	@ Philadelphia	69,879
11/12	W	49-17	N.Y. GIANTS	93,338#
11/19	W	33-10	@ Carolina	73,543
11/23	W	45-10	WASHINGTON	93,711#
11/30	W	41-35	SEATTLE	93,367#
12/10	W	33-13	PHILADELPHIA	93,752#
12/17	L	10-31	@ Buffalo	70,933
12/24	L	20-22	@ Miami	66,410
12/30	W	20-19	DETROIT	93,731#
1/7/24	W	38-10	@ Washington	63,645

2023 NFC WILD CARD GAME

1/14/24 L 32-48 GREEN BAY 93,799#

AT&T Stadium configuration

*-All Open #-All Closed

^-Only Doors Open %-Only Roof Open

RUSHING	ATT	YDS	AVG	LG	TD
Pollard	252	1,005	4.0	31	6
Dowdle	89	361	4.1	21	2
Prescott	55	242	4.4	22	2
Lamb	14	113	8.1	24	2
Turpin	11	110	10.0	46	1
Vaughn	23	40	1.7	13	0
Cooks	5	35	7.0	14	0
Luepke	6	19	3.2	9	1
Hendershot	1	0	0.0	0	0
Rush	12	-5	-0.4	6	0
Team	468	1,920	4.1	46	14
Opponents	459	1,910	4.2	45	14

FIELD GOALS	11-19	20-29	30-39	40-49	50+
Aubrey	0-0	9-9	13-15	4-4	10-10
Cowboys	0-0	0-1	13-15	4-4	10-10
Opponents	0-0	4-4	6-7	7-9	5-6

RECEIVING	REC	YDS	AVG	LG	TD
Lamb	135	1,749	13.0	92	12
Ferguson	71	761	10.7	40	5
Pollard	55	311	5.7	60	0
Cooks	54	657	12.2	37	8
Gallup	34	418	12.3	41	2
Tolbert	22	268	12.2	45	2
Dowdle	17	144	8.5	32	2
Turpin	12	127	10.6	34	3
Schoonmaker	8	65	8.1	18	2
Vaughn	7	40	5.7	11	0
Brooks	6	64	10.7	24	0
Hendershot	4	38	9.5	24	0
Luepke	3	18	6.0	12	0
Team	428	4,660	10.9	92	36
Opponents	308	3,481	11.3	73	21

SCORING	TDR	TD	TDR	2PT	FG	PAT	S	TP
Aubrey	0	0	0	0	36/38	49/52	157	157
Lamb	2	12	0	1	0/0	0/0	0	86
Cooks	0	8	0	1	0/0	0/0	0	50
Pollard	6	0	0	1	0/0	0/0	0	38
Bland	0	0	5a	0	0/0	0/0	0	30
Ferguson	0	5	0	0	0/0	0/0	0	30
Dowdle	2	2	0	0	0/0	0/0	0	24
Turpin	1	3	0	0	0/0	0/0	0	24
Gallup	0	2	0	0	0/0	0/0	0	12
Prescott	2	0	0	0	0/0	0/0	0	12
Schoonmaker	0	2	0	0	0/0	0/0	0	12
Tolbert	0	2	0	0	0/0	0/0	0	12
Igbinoghene	0	1b	0	0	0/0	0/0	0	6
Luepke	1	0	0	0	0/0	0/0	0	6
Vander Esch	0	1c	0	0	0/0	0/0	0	6
Golston	0	0	1	0	0/0	0/0	2	2
S. Williams	0	0	0	0	0/0	0/0	1	2
Team	14	36	7	4	36/38	49/52	1	509
Opponents	14	21	1*	1	22/26	31/31	0	315

INTERCEPTIONS	NO	YDS	AVG	LG	TD
Bland	9	209	23.2	63	5
Gilmore	2	0	0.0	0	0
Wilson	2	0	0.0	0	0
Kearse	1	32	32.0	32	0
Diggs	1	8	8.0	8	0
Hooker	1	0	0.0	0	0
Lewis	1	0	0.0	0	0
Team	17	249	14.6	63	5
Opponents	10	138	13.8	26	0

2-pt Conversions: Dallas 4-5, Opponents 1-5
a-22 INT return at NYG (9/10)
54 INT return vs. NE (10/1)
30 INT return vs. LAR (10/29)
30 INT return at CAR (11/19)
63 INT return vs. WAS (11/23)
b-58 blocked FG return at NYG (9/10)
c-11 fumble return vs. NE (10/1)
* J. Carter 42-yard fumble return vs. PHI (12/10)

TEAM STATISTICS	DALLAS	OPP
FIRST DOWNS	385	311
Rushing	113	108
Passing	229	166
Penalty	43	37
Third Down-Made/Att.	111/230	79/211
Third Down Efficiency	48.3	37.4
Fourth Down-Made/Att	13/23	19/37
TOTAL NET YARDS	6,317	5,095
Avg. Per Game	371.6	299.7
Total Plays	1,122	1,014
Avg. Per Play	5.6	5.0
NET YARDS RUSHING	1,920	1,910
Avg. Per Game	112.9	112.4
Total Rushes	468	459
Avg. Per Rush	4.1	4.2
NET YARDS PASSING	4,397	3,185
Avg. Per Game	258.6	187.4
Sacked/Yards Lost	40/263	46/296
Gross Yards	4,660	3,481
Attempts/Completions	614/428	509/308
Pct. of Completions	69.7	60.5
Had Intercepted	10	17
PUNTS/AVERAGE	44/51.4	60/45.9
Net Punting Average	44.9	42.9
PUNT RET./AVG.	18/5.4	24/10.3
KICKOFF RET./AVG.	18/21.8	8/24.8
INT./AVG. RET.	17/14.6	10/13.8
PENALTIES/YARDS	115/964	104/934
FUMBLES/BALL LOST	13/6	19/9
TOUCHDOWNS	57	36
Rushing	14	14
Passing	36	21
Returns	7	1
EXTRA POINTS/ATTEMPTS	49/52	31/31
TWO POINT CONV./ATTS.	4/5	1/5
FIELD GOALS/ATTEMPTS	36/38	22/26
AVG. TIME OF POSS.	31:48	28:12

PUNTING	NO	YDS	AVG	TB	IN20	LG	BL	NET
Anger	44	2,262	51.4	2	17	63	0	44.9
Cowboys	44	2,262	51.4	2	17	63	0	44.9
Opps	60	2,753	45.9	4	17	70	2	42.9

PUNT RETURNS	NO	YDS	AVG	FC	LG	TD
Turpin	13	79	6.1	22	15	0
Vaughn	4	19	4.8	1	11	0
Tolbert	1	0	0.0	0	0	0
Cowboys	18	98	5.4	23	15	0
Opponents	24	247	10.3	13	26	0

KICKOFF RETURNS	NO	YDS	AVG	LG	TD
Turpin	10	292	29.2	63	0
Dowdle	6	86	14.3	31	0
Luepke	2	15	7.5	15	0
Cowboys	18	393	21.8	63	0
Opponents	8	198	24.8	36	0

SCORE BY QUARTERS	1	2	3	4	OT	T
Cowboys	129	167	69	144	0	509
Opponents	56	116	76	67	0	315

PASSING	ATT	COMP	YDS	PCT	AVG	TD	PCT
Prescott	590	410	4,516	69.5	7.6	36	6.1
Rush	24	18	144	75.0	6.0	0	0.0
Cowboys	614	428	4,660	69.7	7.6	36	5.9
Opponents	509	308	3,481	60.5	6.8	21	4.1

USUAL STARTERS					
WR	CeeDee Lamb	DE	DelMarcus Lawrence		
LT	Tyron Smith (13)	DT	Osa Odighizuwa		
	Chuma Edoga (4)	DT	Johathan Hankins (14)		
LG	Tyler Smith (14)	Mazi Smith (3)			
	Chuma Edoga (2)	DE	Micah Parsons (13)		
C	Tyler Biadasz (16)	Chauncey Golston (3)			
RG	Zack Martin (15)	OLB	Micah Parsons (4)		
TE	Terence Steele	Marquese Bell (8)			
R	Jake Ferguson	MLB	L. Vander Esch (5)		
WR	Brandin Cooks (15)	Damone Clark (17)			
WR	Michael Gallup (13)	LCB	Trevon Diggs (2)		
QB	Dak Prescott	DaRon Brand (15)			
RB	Tony Pollard	NCB	Jourdan Lewis (8)		
K	Brandon Aubrey	RCB	Stephon Gilmore		
P	Bryan Anger	S	Jayron Kearse (13)		
		S	Donovan Wilson (13)		
		S	Malik Hooker (15)		

	TD	PCT	INT	PCT	LG	SKS/YDS	RATING
Prescott	36	6.1	9	1.5	92	39/255	105.9
Rush	0	0.0	0	4.2	29	1/8	72.2
Cowboys	36	5.9	10	1.6	92	40/263	104.5
Opponents	21	4.1	17	3.3	73	46/296	80.8

2024 ★ DALLAS COWBOYS STATISTICS ★ 2024

STAFF

PLAYERS

2024 SEASON

RECORDS

PLAYOFF RECORDS

2024 STATISTICS

SIDELINES

THIRD PLACE, NFC EAST

HEAD COACH: MIKE MCCARTHY

PRESEASON (1-2)

Date	W/L	Score	Opponent	Att.
8/11	L	12-13	@ LA Rams	73,023
8/17	W	27-12	@ Las Vegas	62,248
8/24	L	19-26	LA CHARGERS	80,983#
REGULAR SEASON (7-10)				
9/8	W	33-17	@ Cleveland	67,431
9/15	L	19-44	NEW ORLEANS	93,691#
9/22	L	25-28	BALTIMORE	93,566#
9/26	W	20-15	@ N.Y. Giants	80,425
10/6	W	20-17	@ Pittsburgh	67,380
10/13	L	9-47	DETROIT	93,644#
10/20	- Bye -			
10/27	L	24-30	@ San Francisco	71,521
11/3	L	21-27	@ Atlanta	72,665
11/10	L	6-34	PHILADELPHIA	93,465
11/18	L	10-34	HOUSTON	92,969
11/24	W	34-26	@ Washington	64,955
11/28	W	27-20	N.Y. GIANTS	92,196
12/9	L	20-27	CINCINNATI	92,587%
12/15	W	30-14	@ Carolina	70,570
12/22	W	26-24	TAMPA BAY	93,100#
12/29	L	7-41	@ Philadelphia	69,879
1/5/25	L	19-23	WASHINGTON	91,349#

AT&T Stadium configuration
* - All Open # - All Closed
^ - Only Doors Open % - Only Roof Open

TEAM STATISTICS	DALLAS	OPP
FIRST DOWNS	327	342
Rushing	98	141
Passing	192	175
Penalty	37	26
Third Down-Made/Att	84/228	75/205
Third Down Efficiency	36.8	36.6
Fourth Down-Made/Att	10/28	17/25
TOTAL NET YARDS	5,567	6,039
Avg. Per Game	327.5	355.2
Total Plays	1,104	1,046
Avg. Per Play	5.0	5.8
NET YARDS RUSHING	1,705	2,331
Avg. Per Game	100.3	137.1
Total Rushes	429	482
Avg. Per Rush	4.0	4.8
NET YARDS PASSING	3,862	3,708
Avg. Per Game	227.2	218.1
Sacked/Yards Lost	38/230	52/337
Gross Yards	4,092	4,045
Attempts/Completions	637/398	512/349
Pct. of Completions	62.5	68.2
Had Intercepted	14	13
PUNTS/AVERAGE	62/48.5	65/46.6
Net Punting Average	42.0	41.2
PUNT RET./AVG.	19/9.9	33/10.3
KICKOFF RET./AVG.	34/32.1	39/27.1
INT./AVG. RET.	13/7.5	14/15.2
PENALTIES/YARDS	128/922	132/1,019
FUMBLES/BALL LOST	29/14	21/9
TOUCHDOWNS	33	55
Rushing	6	25
Passing	23	28
Returns	4	2
EXTRA POINTS/ATTEMPTS	30/30	49/52
TWO POINT CONVS./ATTS.	1/3	1/3
FIELD GOALS/ATTEMPTS	40/47	29/31
AVG. TIME OF POSS.	29:16	30:44

RUSHING	ATT	YDS	AVG	LG	TD
Dowdle	235	1,079	4.6	27	2
Elliott	74	226	3.1	11	3
Turpin	16	92	5.8	18	0
Lamb	14	70	5.0	16	0
Vaughn	17	70	4.1	12	0
Prescott	13	54	4.2	22	1
Lance	11	41	3.7	11	0
Luepke	12	38	3.2	10	0
Cook	8	20	2.5	4	0
Rush	26	18	0.7	9	0
Cooks	3	-3	-1.0	5	0
Team	429	1,705	4.0	27	6
Opponents	482	2,331	4.8	45	25

RECEIVING	REC	YDS	AVG	LG	TD
Lamb	101	1,194	11.8	65	6
Ferguson	59	494	8.4	27	0
Tolbert	49	610	12.4	48	7
Dowdle	39	249	6.4	22	3
Turpin	31	420	13.5	64	2
Schoonmaker	27	241	8.9	24	1
Cooks	26	259	10.0	29	3
Brooks	12	177	14.8	41	1
Luepke	12	111	9.3	24	0
Elliott	12	69	5.8	15	0
Flournoy	10	102	10.2	26	0
Spann-Ford	9	88	9.8	18	0
Mingo	5	46	9.2	14	0
Vaughn	3	18	6.0	8	0
Cook	1	10	10.0	10	0
Thomas	1	4	4.0	4	0
T. Smith	1	0	0.0	0	0
Team	398	4,092	10.3	65	23
Opponents	349	4,047	11.6	86	28

INTERCEPTIONS	NO	YDS	AVG	LG	TD
Hooker	2	20	10.0	21	0
Mukuamu	2	20	10.0	15	0
Kendricks	2	15	7.5	8	0
Diggs	2	1	0.5	1	0
Overshown	1	23	23.0	23	1
Golston	1	18	18.0	18	0
Lewis	1	0	0.0	0	0
Oruwaraye	1	0	0.0	0	0
Wilson	1	0	0.0	0	0
Team	13	97	7.5	23	1
Opponents	14	213	15.2	69	1

PUNTING NO	YDS	AVG	TB	IN20	LG	BL	NET
Anger	62	3,005	48.5	3	24	62	0 42.0
Cowboys	62	3,005	48.5	3	24	62	0 42.0
Opps	65	3,029	46.6	8	25	62	0 41.2

PUNT RETURNS	NO	YDS	AVG	FC	LG	TD
Turpin	18	188	10.4	19	60	1
Oruwaraye	1	0	0.0	0	0	0
Cowboys	19	188	9.9	19	60	1
Opponents	33	341	10.3	20	31	0

KICKOFF RETURNS	NO	YDS	AVG	LG	TD
Turpin	27	904	33.5	99	1
Thomas	7	167	26.7	43	1
Cowboys	34	1,091	32.1	99	2
Opponents	39	1,058	27.1	38	0

PASSING	ATT	COMP	YDS	PCT	AVG	ATT	PCT	TD	INT	PCT	LG	SKS/YDS	RATING
Rush	308	187	1,844	60.7	6.0	12	3.9	5	1.6	64	64	13/95	83.8
Prescott	286	185	1,978	64.7	6.9	11	3.8	8	2.8	65	21/112	86.0	
Lance	41	25	266	61.0	6.5	0	0.0	1	2.4	33	4/23	59.8	
Anger	2	1	4	50.0	2.0	0	0.0	0	0.0	4	0	56.3	
Cowboys	637	398	4,092	62.5	6.4	23	3.6	14	2.2	65	38/230	83.8	
Opponents	512	349	4,045	68.2	7.9	28	5.5	13	2.5	86	52/337	99.5	

SCORE BY QUARTERS	1	2	3	4	OT	T
Cowboys	62	114	70	104	-	350
Opponents	99	128	111	130	-	468

FIELD GOALS 11-19	20-29	30-39	40-49	50-59	
Aubrey	0-0	4-4	8-10	14-16	14-17
Cowboys	0-0	4-4	8-10	14-16	14-17
Opponents	0-0	5-5	8-8	12-13	4-5

Aubrey: (57,40,50,46), (52,38,48,40), (65,51) (60,40,51M), (55,33,38B), (34,47,50), (29), (34,57), (46,23), (53,40M), (35B,42M,46,48), (23,33), (35,47), (42,70M,45,41), (58,49,58,53), (61M), (34,41,36,22).

Opp: (51), (26), (46M), (52,41,38,22,42), (41), (40,48,33,33), (50,44,41), (1), (39,38), (33,29), (41,51M,51), (46,47), (37,29), (1), (45), (31,26), (47).

SCORING	TDR	TD	PTR	2PR	FG	PAT	S	TP
Aubrey	0	0	0	0	30/30	40/47	0	150
Tolbert	0	7	0	0	0/0	0/0	0	42
Lamb	0	6	0	0	0/0	0/0	0	38
Dowdle	2	3	0	0	0/0	0/0	0	30
Turpin	0	2	2a	0	0/0	0/0	0	24
Cooks	0	3	0	0	0/0	0/0	0	18
Elliott	3	0	0	0	0/0	0/0	0	18
Brooks	0	1	0	0	0/0	0/0	0	6
Overshown	0	0	1b	0	0/0	0/0	0	6
Prescott	1	0	0	0	0/0	0/0	0	6
Schoonmaker	0	1	0	0	0/0	0/0	0	6
Thomas	0	0	1c	0	0/0	0/0	0	6
Team	6	23	4	0	30/30	40/47	0	350
Opponents	25	28	2*	0	49/52	29/31	0	468

2-pt Conversions: Dallas 1-3, Opponents 1-3
a- 60-yd punt return at Cle 9/8
99-yd kick return at Was 11/24
b- 23-yd INT return vs. NYG 11/28
c- 43-yd kick return at Was 11/24

*- D. Barnett 28-yd Fum return vs. Hou 11/18
C. Gardner-Johnson 69-yd INT return at Phi 12/29

USUAL STARTERS

WR CeeDee Lamb (15)	DE Micah Parsons (13)
LT Tyler Guyton (11)	Carl Lawson (3)
Chuma Edoga (4)	DT Osa Odighizuwa
LG Tyrion Smith (15)	DT Mazi Smith
C Cooper Beebe (16)	DE Chauncey Golston (12)
RG Zack Martin (10)	DEMarcus Lawrence (14)
RB Brock Hoffman (6)	LB Eric Kendricks (15)
RT Terence Steele	LB DeMarion Overshown (12)
TE Jake Ferguson (14)	Marist Liuailua (9)
WR Jalen Tolbert (13)	CB Trevon Diggs (10)
WR Brandin Cooks (9)	NCB Jourdan Lewis (12)
QB Dak Prescott (8)	CB DaRon Bland (7)
Cooper Rush (8)	Caelen Carson (5)
RB Rico Dowdle (15)	S Donovan Wilson
	S Malik Hooker
K Brandon Aubrey	Pro Bowlers in Bold
P Bryan Anger	

YEAR-BY-YEAR RESULTS

Year	Head Coach	Preseason				Regular Season				Postseason			Result
		W	L	T	Pct.	W	L	T	Pct.	W	L	Pct.	
1960	Tom Landry	1	5	0	.167	0	11	1	.042				Seventh Place, Eastern Conference
1961	Tom Landry	2	3	0	.400	4	9	1	.321				Sixth Place, Western Conference
1962	Tom Landry	0	5	0	.000	5	8	1	.393				Fifth Place, Eastern Conference
1963	Tom Landry	3	2	0	.600	4	10	0	.286				Fifth Place, Eastern Conference
1964	Tom Landry	1	4	0	.250	5	8	1	.393				Fifth Place, Eastern Conference
1965	Tom Landry	2	3	0	.400	7	7	0	.500				Second Place, Eastern Conference
1966	Tom Landry	5	0	0	1.000	10	3	1	.750	0	1	.000	Championship Game
1967	Tom Landry	2	3	0	.400	9	5	0	.643	1	1	.500	Championship Game
1968	Tom Landry	3	3	0	.500	12	2	0	.857	0	1	.000	Eastern Championship Game
1969	Tom Landry	4	2	0	.667	11	2	1	.821	0	1	.000	Eastern Championship Game
1970	Tom Landry	1	5	0	.200	10	4	0	.714	2	1	.667	Super Bowl V Runner up
1971	Tom Landry	6	0	0	1.000	11	3	0	.786	3	0	1.000	Super Bowl VI Champions
1972	Tom Landry	6	1	0	.857	10	4	0	.714	1	1	.500	NFC Championship Game
1973	Tom Landry	4	2	0	.667	10	4	0	.714	1	1	.500	NFC Championship Game
1974	Tom Landry	3	3	0	.500	8	6	0	.571				Third Place, NFC East
1975	Tom Landry	2	4	0	.333	10	4	0	.714	2	1	.667	Super Bowl X Runner Up
1976	Tom Landry	3	3	0	.500	11	3	0	.786	0	1	.000	NFC Divisional Playoff Game
1977	Tom Landry	3	3	0	.500	12	2	0	.857	3	0	1.000	Super Bowl XII Champions
1978	Tom Landry	3	1	0	.750	12	4	0	.750	2	1	.667	Super Bowl XII Runner Up
1979	Tom Landry	3	2	0	.600	11	5	0	.688	0	1	.000	NFC Divisional Playoff Game
1980	Tom Landry	3	1	0	.750	12	4	0	.750	2	1	.667	NFC Championship Game
1981	Tom Landry	2	2	0	.500	12	4	0	.750	1	1	.500	NFC Championship Game
1982	Tom Landry	3	1	0	.750	6	3	0	.667	2	1	.667	NFC Championship Game
1983	Tom Landry	3	1	0	.750	12	4	0	.750	0	1	.000	NFC Wild Card Game
1984	Tom Landry	3	1	0	.750	9	7	0	.563				Fourth Place, NFC East
1985	Tom Landry	4	0	0	1.000	10	6	0	.625	0	1	.000	NFC Divisional Playoff Game
1986	Tom Landry	0	5	0	.000	7	9	0	.438				Third Place, NFC East
1987	Tom Landry	1	3	0	.250	7	8	0	.467				Second Place, NFC East
1988	Tom Landry	2	2	0	.500	3	13	0	.188				Fifth Place, NFC East
1989	Jimmy Johnson	3	1	0	.750	1	15	0	.063				Fifth Place, NFC East
1990	Jimmy Johnson	1	3	0	.333	7	9	0	.438				Fourth Place, NFC East
1991	Jimmy Johnson	2	2	0	.500	11	5	0	.688	1	1	.500	NFC Divisional Playoff Game
1992	Jimmy Johnson	2	3	0	.667	13	3	0	.813	3	0	1.000	Super Bowl XXVII Champions
1993	Jimmy Johnson	1	3	1	.300	12	4	0	.750	3	0	1.000	Super Bowl XXVIII Champions
1994	Barry Switzer	2	3	0	.400	12	4	0	.750	1	1	.500	NFC Championship Game
1995	Barry Switzer	2	3	0	.400	12	4	0	.750	3	0	1.000	Super Bowl XXX Champions
1996	Barry Switzer	2	3	0	.400	10	6	0	.625	1	1	.500	NFC Divisional Playoff Game
1997	Barry Switzer	2	2	0	.500	6	10	0	.375				Fourth Place, NFC East
1998	Chan Gailey	0	5	0	.000	10	6	0	.625	0	1	.000	NFC Wild Card Game
1999	Chan Gailey	1	4	0	.200	8	8	0	.500	0	1	.000	NFC Wild Card Game
2000	Dave Campo	0	5	0	.000	5	11	0	.313				Fourth Place, NFC East
2001	Dave Campo	2	3	0	.400	5	11	0	.313				Fifth Place, NFC East
2002	Dave Campo	3	1	0	.750	5	11	0	.313				Fourth Place, NFC East
2003	Bill Parcells	2	2	0	.500	10	6	0	.625	0	1	.000	NFC Wild Card Game
2004	Bill Parcells	3	1	0	.750	6	10	0	.375				Third Place, NFC East
2005	Bill Parcells	3	1	0	.750	9	7	0	.563				Third Place, NFC East
2006	Bill Parcells	0	0	1	.875	9	7	0	.563	0	1	.000	NFC Wild Card Game
2007	Wade Phillips	2	2	0	.500	13	3	0	.813	0	1	.000	NFC Divisional Playoff Game
2008	Wade Phillips	2	2	0	.500	9	7	0	.563				Third Place, NFC East
2009	Wade Phillips	2	2	0	.500	11	5	0	.688	1	1	.500	NFC Divisional Playoff Game
2010	Wade Phillips	3	2	0	.600	1	7	0	.125				Third Place, NFC East
	Jason Garrett	0	0	0	.000	5	3	0	.625				Third Place, NFC East
2011	Jason Garrett	2	2	0	.500	8	8	0	.500				Third Place, NFC East
2012	Jason Garrett	3	1	0	.750	8	8	0	.500				Third Place, NFC East
2013	Jason Garrett	2	3	0	.400	8	8	0	.500				Second Place, NFC East
2014	Jason Garrett	0	4	0	.000	12	4	0	.750	1	1	.500	NFC Divisional Playoff Game
2015	Jason Garrett	1	3	0	.250	4	12	0	.250				Fourth Place, NFC East
2016	Jason Garrett	1	3	0	.250	13	3	0	.813	0	1	.000	NFC Divisional Playoff Game
2017	Jason Garrett	3	1	0	.750	9	7	0	.563				Second Place, NFC East
2018	Jason Garrett	0	4	0	.000	10	6	0	.625	1	1	.500	NFC Divisional Playoff Game
2019	Jason Garrett	2	2	0	.500	8	8	0	.500				Second Place, NFC East
2020	Mike McCarthy	0	0	0	.000	6	10	0	.375				Third Place, NFC East
2021	Mike McCarthy	0	4	0	.000	12	5	0	.706	0	1	.000	NFC Wild Card Game
2022	Mike McCarthy	2	1	0	.667	12	5	0	.706	1	1	.500	NFC Divisional Playoff Game
2023	Mike McCarthy	1	2	0	.333	12	5	0	.706	0	1	.000	NFC Wild Card Game
2024	Mike McCarthy	1	2	0	.333	7	10	0	.412				Third Place, NFC East
Totals		139	155	2	.473	569	423	6	.573	36	31	.537	

REGULAR SEASON CAREER RECORDS BY COACH

Coach	Seasons	Years	W	L	T	Pct	Coach	Seasons	Years	W	L	T	Pct
Tom Landry	29	1960-88	250	162	6	.605	Bill Parcells	4	2003-06	34	30	0	.531
Jimmy Johnson	5	1989-93	44	36	0	.550	Wade Phillips	4	2007-10	34	22	0	.607
Barry Switzer	4	1994-97	40	24	0	.625	Jason Garrett	9	2010-19*	85	67	0	.559
Chan Gailey	2	1998-99	18	14	0	.563	Mike McCarthy	5	2020-24*	49	35	0	.583
Dave Campo	3	2000-02	15	33	0	.313							

STAFF

PLAYERS

2024 SEASON

RECORDS

PLAYOFF RECORDS

YEAR-BY-YEAR RESULTS

SIDELINES

Dallas Cowboys All-Time Results

All-Time Regular Season Record: 569-423-6

Playoff Record: 36-31

Preseason Record: 139-155-2

The Opponents

Arizona Cardinals

(Dallas Leads Series, 56-34-1)

Regular Season: 56-34-1 Postseason: 0-1

Date	Site	Winner-Score	Att.
10/23/60	St. Louis	St. Louis, 10-12	23,128
11/5/61	Dallas	St. Louis, 17-31	20,500
12/10/61	St. Louis	St. Louis, 13-31	15,384
10/28/62	Dallas	St. Louis, 24-28	16,027
12/9/62	St. Louis	St. Louis, 20-52	14,201
9/14/63	Dallas	St. Louis, 7-34	36,432
12/15/63	St. Louis	Dallas, 28-24	12,695
9/12/64	Dallas	St. Louis, 6-16	36,605
10/25/64	St. Louis	Dallas, 31-13	28,253
10/4/65	St. Louis	St. Louis, 13-20	32,034
12/11/65	Dallas	Dallas, 27-13	38,499
10/16/66	St. Louis	Tie, 10-10	50,673
12/4/66	Dallas	Dallas, 31-17	76,965
11/23/67	Dallas	Dallas, 46-21	68,787
10/6/68	St. Louis	Dallas, 27-10	48,296
9/21/69	Dallas	Dallas, 24-3	62,134
10/4/70	St. Louis	St. Louis, 7-20	50,780
11/16/70	Dallas	St. Louis, 0-38	69,323
11/7/71	St. Louis	Dallas, 16-13	50,486
12/18/71	Dallas	Dallas, 31-12	66,672
11/12/72	Dallas	Dallas, 33-24	65,218
12/3/72	St. Louis	Dallas, 27-6	49,787
9/30/73	Dallas	Dallas, 45-10	64,729
12/16/73	St. Louis	Dallas, 30-3	43,946
10/13/74	St. Louis	St. Louis, 28-31	49,885
11/3/74	Dallas	Dallas, 17-14	64,146
9/28/75	Dallas	Dallas, 37-31 (OT)	52,417
12/7/75	St. Louis	St. Louis, 17-31	49,701
10/17/76	St. Louis	St. Louis, 17-21	50,317
11/25/76	Dallas	Dallas, 19-14	62,498
10/9/77	St. Louis	Dallas, 30-24	50,129
11/14/77	Dallas	St. Louis, 17-24	64,038
9/24/78	Dallas	Dallas, 21-12	62,760
10/15/78	St. Louis	Dallas, 24-21 (OT)	48,991
9/2/79	St. Louis	Dallas, 22-21	50,855
10/21/79	Dallas	Dallas, 22-13	64,300
11/2/80	St. Louis	Dallas, 27-24	50,701
11/16/80	Dallas	Dallas, 31-21	52,567
9/13/81	Dallas	Dallas, 30-17	63,602
10/4/81	St. Louis	St. Louis, 17-20	49,777
9/19/82	St. Louis	Dallas, 24-7	50,705
9/1/83	St. Louis	Dallas, 34-17	48,532
11/24/83	Dallas	Dallas, 35-17	60,764
10/7/84	Dallas	St. Louis, 20-31	61,438
11/11/84	St. Louis	Dallas, 24-17	48,721
11/4/85	St. Louis	St. Louis, 10-21	49,347
11/28/85	Dallas	Dallas, 35-17	54,125
9/29/86	St. Louis	Dallas, 31-7	49,077
10/26/86	Dallas	Dallas, 37-6	60,756
9/13/87	St. Louis	St. Louis, 13-24	47,241
12/27/87	Dallas	Dallas, 21-16	36,788
9/12/88	Phoenix	Dallas, 17-14	67,139
10/30/88	Dallas	Phoenix, 10-16	42,196
10/29/89	Dallas	Phoenix, 10-19	44,431
11/12/89	Phoenix	Phoenix, 20-24	49,657
10/14/90	Phoenix	Phoenix, 3-20	45,235
12/16/90	Dallas	Dallas, 41-10	60,190
9/22/91	Phoenix	Dallas, 17-9	68,814
11/3/91	Dallas	Dallas, 27-7	61,190
9/20/92	Dallas	Dallas, 31-20	62,575
11/22/92	Phoenix	Dallas, 16-10	72,439

9/19/93	Phoenix	Dallas, 17-10	73,025
11/14/93	Dallas	Dallas, 20-15	64,224
10/9/94	Dallas	Dallas, 38-3	64,518
10/23/94	Arizona	Dallas, 28-21	71,023
9/24/95	Dallas	Dallas, 34-20	64,560
12/25/95	Arizona	Dallas, 37-13	72,394
10/13/96	Dallas	Dallas, 17-3	64,096
12/8/96	Arizona	Dallas, 10-6	70,763
9/7/97	Arizona	Arizona, 22-25 (OT)	71,578
11/9/97	Dallas	Dallas, 24-6	64,302
9/6/98	Dallas	Dallas, 38-10	63,602
11/15/98	Arizona	Dallas, 35-28	69,923
1/2/99*	Dallas	Arizona, 7-20	62,969
10/3/99	Dallas	Dallas, 35-7	64,169
11/21/99	Arizona	Arizona, 9-13	72,015
9/10/00	Arizona	Arizona, 31-32	66,009
10/22/00	Dallas	Dallas, 48-7	62,981
10/28/01	Dallas	Dallas, 17-3	63,114
12/23/01	Arizona	Arizona, 10-17	48,883
10/20/02	Arizona	Arizona, 6-9 (OT)	59,702
10/5/03	Dallas	Dallas, 24-7	63,601
10/30/05	Dallas	Dallas, 34-13	62,068
11/12/06	Arizona	Dallas, 27-10	63,926
10/12/08	Arizona	Arizona, 24-30 (OT)	64,389
12/25/08	Arizona	Arizona, 26-27	66,971
12/4/11	Arizona	Arizona, 13-19 (OT)	62,180
11/2/14	Dallas	Arizona, 17-28	65,688
9/25/17	Arizona	Dallas, 28-17	65,102
10/19/20	Dallas	Arizona, 10-38	25,174
1/2/22	Dallas	Arizona, 22-25	93,459
9/24/23	Arizona	Arizona, 16-28	62,915

*NFC Wild Card Game

Atlanta Falcons

(Dallas Leads Series, 19-12)

Regular Season: 17-12 Postseason: 2-0

Date	Site	Winner-Score	Att.
10/2/66	Atlanta	Dallas, 47-14	56,990
11/5/67	Dallas	Dallas, 37-7	54,751
10/12/69	Atlanta	Dallas, 24-17	54,833
10/11/70	Dallas	Dallas, 13-0	53,611
9/15/74	Atlanta	Dallas, 24-0	52,322
11/21/76	Atlanta	Atlanta, 10-17	54,972
12/30/78*	Dallas	Dallas, 27-20	60,388
1/4/81*	Atlanta	Dallas, 30-27	60,022
10/27/85	Dallas	Dallas, 24-10	57,941
9/21/86	Dallas	Atlanta, 35-37	62,880
12/6/87	Dallas	Atlanta, 10-21	40,103
9/25/88	Dallas	Dallas, 26-20	39,702
9/17/89	Atlanta	Atlanta, 21-27	55,285
12/30/90	Atlanta	Atlanta, 7-26	50,097
12/22/91	Dallas	Dallas, 31-27	60,962
12/21/92	Atlanta	Dallas, 41-17	67,036
11/21/93	Atlanta	Atlanta, 14-27	67,337
10/29/95	Atlanta	Dallas, 28-13	70,089
10/20/96	Dallas	Dallas, 32-28	64,091
9/20/99	Dallas	Dallas, 24-7	63,663
11/11/01	Atlanta	Atlanta, 13-20	69,101
9/7/03	Dallas	Atlanta, 13-27	64,104
12/16/06	Atlanta	Dallas, 38-28	71,102
10/25/09	Dallas	Dallas, 37-21	81,521
11/4/12	Atlanta	Atlanta, 13-19	70,840
9/27/15	Dallas	Atlanta, 28-39	90,345
11/12/17	Atlanta	Atlanta, 7-27	73,761
11/18/18	Atlanta	Dallas, 22-19	74,447
9/20/20	Dallas	Dallas, 40-39	21,708

11/14/21	Dallas	Dallas, 43-3	93,436
11/3/24	Atlanta	Atlanta, 21-27	72,665

* NFC Divisional Playoffs

Baltimore Ravens (Baltimore Leads Series, 6-1) Regular Season: 1-6

Date	Site	Winner-Score	Att.
11/19/00	Baltimore	Baltimore, 0-27	69,416
11/21/04	Baltimore	Baltimore, 10-30	69,924
12/20/08	Dallas	Baltimore, 24-33	63,800
10/14/12	Baltimore	Baltimore, 29-31	71,384
11/20/16	Dallas	Dallas, 27-17	93,056
12/8/20*	Baltimore	Baltimore, 17-34	
9/22/24	Dallas	Baltimore, 25-28	93,566

* Game originally scheduled for 12/3

Buffalo Bills (Dallas Leads Series, 8-6) Regular Season: 6-6 Postseason: 2-0

Date	Site	Winner-Score	Att.
9/19/71	Buffalo	Dallas, 49-37	46,206
11/15/76	Dallas	Dallas, 17-10	51,779
11/9/81	Dallas	Dallas, 27-14	62,583
11/18/84	Buffalo	Buffalo, 3-14	74,391
1/31/93*	Pasadena	Dallas, 52-17	98,374
9/12/93	Dallas	Buffalo, 10-13	63,226
1/30/94**	Atlanta	Dallas, 30-13	72,817
9/22/96	Buffalo	Buffalo, 7-10	78,098
11/9/03	Dallas	Dallas, 10-6	63,770
10/8/07	Buffalo	Dallas, 25-24	71,575
11/13/11	Dallas	Dallas, 44-7	85,157
12/27/15	Buffalo	Buffalo, 6-16	70,172
11/24/19	Dallas	Buffalo, 15-26	90,445
12/17/23	Buffalo	Buffalo, 10-31	70,933

**Super Bowl XXVII, Jan. 31, 1993

**Super Bowl XXVIII, Jan. 30, 1994

Carolina Panthers (Dallas Leads Series, 12-5) Regular Season: 12-3 Postseason: 0-2

Date	Site	Winner-Score	Att.
1/5/97*	Carolina	Carolina, 17-26	72,808
12/8/97	Dallas	Carolina, 13-23	63,251
10/11/98	Dallas	Dallas, 27-20	64,181
10/1/00	Carolina	Dallas, 16-13 (OT)	73,310
10/13/02	Dallas	Dallas, 14-13	61,733
11/23/03	Dallas	Dallas, 24-20	63,871
1/3/04**	Carolina	Carolina, 10-29	73,014
12/24/05	Carolina	Dallas, 24-20	73,436
10/29/06	Carolina	Dallas, 35-14	73,682
12/22/07	Carolina	Dallas, 20-13	73,860
9/28/09	Dallas	Dallas, 21-7	90,588
10/21/12	Carolina	Dallas, 19-14	73,981
11/26/15	Dallas	Carolina, 14-33	90,909
9/9/18	Carolina	Carolina, 8-16	74,532
10/3/21	Dallas	Dallas, 36-28	93,262
11/19/23	Carolina	Dallas, 33-10	73,543
12/15/24	Carolina	Dallas, 30-14	70,570

*NFC Divisional Playoffs

**NFC Wild Card Playoffs

Chicago Bears (Dallas Leads Series, 16-12) Regular Season: 14-12 Postseason: 2-0

Date	Site	Winner-Score	Att.
11/27/60	Chicago	Chicago, 7-17	39,951
11/18/62	Dallas	Chicago, 33-34	12,692
11/1/64	Chicago	Dallas, 24-10	47,527
11/24/68	Chicago	Dallas, 34-3	46,667
10/31/71	Chicago	Chicago, 19-23	55,049

9/16/73	Chicago	Dallas, 20-17	55,701
10/24/76	Dallas	Dallas, 31-21	61,340
12/26/77*	Dallas	Dallas, 37-7	62,920
9/16/79	Dallas	Dallas, 24-20	64,056
11/26/81	Dallas	Dallas, 10-9	63,499
9/30/84	Chicago	Dallas, 23-14	63,623
11/17/85	Dallas	Chicago, 0-44	63,855
12/21/86	Dallas	Chicago, 10-24	57,256
10/16/88	Chicago	Chicago, 7-17	64,759
12/29/91**	Chicago	Dallas, 17-13	62,594
12/27/92	Dallas	Dallas, 27-14	63,101
9/2/96	Chicago	Chicago, 6-22	63,076
9/28/97	Dallas	Dallas, 27-3	64,082
10/18/98	Chicago	Chicago, 12-13	59,201
11/25/04	Dallas	Dallas, 21-7	64,026
9/23/07	Chicago	Dallas, 34-10	62,099
9/19/10	Dallas	Chicago, 20-27	85,168
10/1/12	Dallas	Chicago, 18-34	90,080
12/9/13	Chicago	Chicago, 28-45	62,229
12/4/14	Chicago	Dallas, 41-28	61,558
9/25/16	Dallas	Dallas, 31-17	90,554
12/5/19	Chicago	Chicago, 24-31	61,276
10/30/22	Dallas	Dallas, 49-29	93,767

*NFC Divisional Playoffs

**NFC First-Round Playoffs

Cincinnati Bengals (Dallas Leads Series, 10-5) Regular Season: 10-5

Date	Site	Winner-Score	Att.
11/4/73	Dallas	Dallas, 38-10	58,802
9/30/79	Dallas	Dallas, 38-13	63,179
12/8/85	Cincinnati	Cincinnati, 24-50	56,936
11/20/88	Dallas	Cincinnati, 24-38	37,865
10/13/91	Dallas	Dallas, 35-23	63,275
10/30/94	Cincinnati	Dallas, 23-20	57,096
12/14/97	Cincinnati	Cincinnati, 24-31	60,043
11/12/00	Dallas	Dallas, 23-6	62,170
11/7/04	Cincinnati	Cincinnati, 3-26	65,721
10/5/08	Dallas	Dallas, 31-22	62,655
12/9/12	Cincinnati	Dallas, 20-19	63,590
10/9/16	Dallas	Dallas, 28-14	91,653
12/13/20	Cincinnati	Dallas, 30-7	10,322
9/18/22	Dallas	Dallas, 20-17	92,944
12/9/24	Dallas	Cincinnati, 20-27	92,587

Cleveland Browns (Cleveland Leads Series, 18-15) Regular Season: 14-16 Postseason: 1-2

Date	Site	Winner-Score	Att.
10/16/60	Dallas	Cleveland, 7-48	28,500
10/1/61	Cleveland	Cleveland, 7-25	43,638
12/3/61	Dallas	Cleveland, 17-38	23,500
10/7/62	Cleveland	Cleveland, 10-19	40,040
12/2/62	Dallas	Dallas, 45-21	24,226
9/22/63	Dallas	Cleveland, 24-41	28,710
11/24/63	Cleveland	Cleveland, 17-27	55,096
10/4/64	Cleveland	Cleveland, 6-27	72,062
10/18/64	Dallas	Cleveland, 16-20	37,456
10/17/65	Cleveland	Cleveland, 17-23	80,451
11/21/65	Dallas	Cleveland, 17-24	76,251
10/23/66	Cleveland	Cleveland, 21-30	84,721
11/24/66	Dallas	Dallas, 26-14	80,259
9/17/67	Cleveland	Dallas, 21-14	81,039
12/24/67*	Dallas	Dallas, 52-14	70,786
9/22/68	Dallas	Dallas, 28-7	68,733
12/21/68*	Cleveland	Cleveland, 20-31	81,497
11/2/69	Cleveland	Cleveland, 10-42	84,850
12/28/69*	Dallas	Cleveland, 14-38	69,321
12/12/70	Cleveland	Dallas, 6-2	75,458
12/7/74	Dallas	Dallas, 41-17	48,754
9/24/79	Cleveland	Cleveland, 7-26	80,123
11/25/82	Dallas	Dallas, 31-14	46,267
9/22/85	Dallas	Dallas, 20-7	61,456

STAFF

PLAYERS

2024 SEASON

RECORDS

PLAYOFF RECORDS

OPPONENTS

SIDELINES

Cleveland Browns, cont.

12/4/88	Cleveland	Cleveland, 21-24	77,683
9/1/91	Cleveland	Dallas, 26-14	78,860
12/10/94	Dallas	Cleveland, 14-19	64,826
9/19/04	Dallas	Dallas, 19-12	63,119
9/7/08	Cleveland	Dallas, 28-10	73,012
11/18/12	Dallas	Dallas, 23-20 (OT)	81,963
11/6/16	Cleveland	Dallas, 35-10	67,431
10/4/20	Dallas	Cleveland, 38-49	25,021
9/8/24	Cleveland	Dallas, 33-17	67,431

*Eastern Conference Championship Game

Denver Broncos

(Denver Leads Series, 9-5)

Regular Season: 4-9 Postseason: 1-0

Date	Site	Winner-Score	Att.
12/2/73	Denver	Dallas, 22-10	51,706
12/18/77	Dallas	Dallas, 14-6	63,752
1/15/78*	New Orleans	Dallas, 27-10	76,400
9/14/80	Denver	Denver, 20-41	74,919
10/5/86	Denver	Denver, 14-29	76,082
12/6/92	Denver	Dallas, 31-27	74,946
9/10/95	Dallas	Dallas, 31-21	64,578
9/13/98	Denver	Denver, 23-42	75,013
11/22/01	Dallas	Denver, 24-26	64,104
11/24/05	Dallas	Denver, 21-24 (OT)	63,273
10/4/09	Denver	Denver, 10-17	76,440
10/6/13	Dallas	Denver, 48-51	92,758
9/7/17	Denver	Denver, 17-42	76,919
11/7/21	Dallas	Denver, 16-30	93,503

*Super Bowl XII, Jan. 15, 1978

Detroit Lions

(Dallas Leads Series, 19-13)

Regular Season: 17-12 Postseason: 2-1

Date	Site	Winner-Score	Att.
12/11/60	Detroit	Detroit, 14-23	43,272
10/13/63	Dallas	Dallas, 17-14	27,262
9/15/68	Dallas	Dallas, 59-13	61,382
12/26/70**	Dallas	Dallas, 5-0	73,167
10/30/72	Dallas	Dallas, 28-24	65,378
10/6/75	Detroit	Dallas, 36-10	79,784
10/30/77	Dallas	Dallas, 37-0	63,160
11/15/81	Detroit	Detroit, 24-27	79,694
9/15/85	Detroit	Detroit, 21-26	72,985
9/14/86	Detroit	Dallas, 31-7	73,812
11/8/87	Detroit	Detroit, 17-27	45,325
10/27/91	Detroit	Detroit, 10-34	74,906
1/5/92**	Detroit	Detroit, 6-38	78,290
11/8/92	Detroit	Dallas, 37-3	74,816
9/19/94	Dallas	Detroit, 17-20 (OT)	64,102
1/6/02	Detroit	Detroit, 10-15	77,512
11/3/02	Detroit	Detroit, 7-9	61,789
10/19/03	Detroit	Dallas, 38-7	61,160
10/31/04	Dallas	Dallas, 31-21	63,616
11/20/05	Dallas	Dallas, 20-7	62,670
12/31/06	Dallas	Detroit, 31-39	63,008
12/9/07	Detroit	Dallas, 28-27	62,759
11/21/10	Dallas	Dallas, 35-19	81,261
10/2/11	Dallas	Detroit, 30-34	78,122
10/27/13	Detroit	Detroit, 30-31	64,379
1/4/15*	Dallas	Dallas, 24-20	91,410
12/26/16	Dallas	Dallas, 42-21	92,885
9/30/18	Dallas	Dallas, 26-24	90,155
11/17/19	Detroit	Dallas, 35-27	61,801
10/23/22	Dallas	Dallas, 24-6	93,487
12/30/23	Dallas	Dallas, 20-19	93,731
10/13/24	Dallas	Detroit, 9-47	93,644

* NFL Wild Card Playoffs

**NFC Divisional Playoffs

Green Bay Packers

(Green Bay Leads Series, 22-17)

Regular Season: 13-17 Postseason: 4-5

Date	Site	Winner-Score	Att.
11/13/60	Green Bay	Green Bay, 7-41	32,294
11/29/64	Dallas	Green Bay, 21-45	44,975
10/24/65	Milwaukee	Green Bay, 3-13	48,311
1/1/67*	Dallas	Green Bay, 27-34	75,504
12/31/67*	Green Bay	Green Bay, 17-21	50,861
10/28/68	Dallas	Green Bay, 17-28	74,604
11/26/70	Dallas	Dallas, 16-3	67,182
10/1/72	Milwaukee	Green Bay, 13-16	47,103
10/19/75	Dallas	Green Bay, 17-19	64,934
11/12/78	Milwaukee	Dallas, 42-14	55,256
9/28/80	Milwaukee	Dallas, 28-7	54,776
1/16/83**	Dallas	Dallas, 37-26	63,972
9/23/84	Dallas	Dallas, 20-6	64,222
10/8/89	Green Bay	Green Bay, 13-31	56,656
12/24/89	Dallas	Green Bay, 10-20	41,265
10/6/91	Milwaukee	Dallas, 20-17	53,695
10/3/93	Dallas	Dallas, 36-14	63,568
1/16/94\$	Dallas	Dallas, 27-17	64,790
11/24/94	Dallas	Dallas, 42-31	64,597
11/8/95\$	Dallas	Dallas, 35-9	64,745
10/8/95	Dallas	Dallas, 34-24	64,806
11/14/96#	Dallas	Dallas, 38-27	65,135
11/18/96	Dallas	Dallas, 21-6	65,032
11/23/97	Green Bay	Green Bay, 17-45	60,111
11/14/99	Dallas	Dallas, 27-13	64,634
10/24/04	Green Bay	Green Bay, 20-41	70,679
11/29/07	Dallas	Dallas, 37-27	64,167
9/21/08	Green Bay	Dallas, 27-16	71,113
11/15/09	Green Bay	Green Bay, 7-17	70,894
11/7/10	Green Bay	Green Bay, 7-45	70,913
12/15/13	Dallas	Green Bay, 36-37	91,054
1/11/15\$	Green Bay	Green Bay, 21-26	79,704
12/13/15	Green Bay	Green Bay, 7-28	78,369
10/16/16	Green Bay	Dallas, 30-16	78,481
1/15/17\$	Dallas	Green Bay, 31-34	93,396
10/8/17	Dallas	Green Bay, 31-35	93,329
10/6/19	Dallas	Green Bay, 24-34	93,024
11/13/22	Green Bay	Green Bay, 28-31 (OT)	78,433
1/14/24^	Dallas	Green Bay, 32-48	93,799

^NFC Wild Card Round

\$NFC Divisional Playoffs

#NFC Championship Game

*NFL Championship Game

**Super Bowl Tournament

Houston Texans

(Dallas Leads Series, 4-3)

Regular Season: 4-3

Date	Site	Winner-Score	Att.
9/8/02	Houston	Houston, 10-19	69,604
10/15/06	Dallas	Dallas, 34-6	63,186
9/26/10	Houston	Dallas, 27-13	71,456
10/5/14	Dallas	Dallas 20-17 (OT)	91,159
10/7/18	Houston	Houston, 16-19 (OT)	72,008
12/18/22	Dallas	Dallas, 27-23	93,843
11/18/24	Dallas	Houston, 10-34	92,969

Indianapolis Colts

(Dallas Leads Series, 11-7)

Regular Season: 11-6 Postseason: 0-1

Date	Site	Winner-Score	Att.
10/30/60	Dallas	Baltimore, 7-45	25,500
12/3/67	Baltimore	Baltimore, 17-23	60,238
12/13/69	Dallas	Dallas, 27-10	63,191
1/17/71*	Miami	Baltimore, 13-16	80,055
10/15/72	Baltimore	Dallas, 21-0	58,992
9/26/76	Dallas	Dallas, 30-27	64,237
9/4/78	Dallas	Dallas, 38-0	64,224
12/6/81	Baltimore	Dallas, 37-13	54,871

10/28/84	Dallas	Dallas, 22-3	58,724
10/10/93	Indianapolis	Dallas, 27-3	60,453
9/15/96	Dallas	Indianapolis, 24-25	63,021
10/31/99	Indianapolis	Indianapolis, 24-34	56,860
11/17/02	Indianapolis	Indianapolis, 3-20	57,057
11/19/06	Dallas	Dallas, 21-14	63,207
12/5/10	Indianapolis	Dallas, 38-35 (OT)	67,471
12/21/14	Dallas	Dallas, 42-7	91,899
12/16/18	Indianapolis	Indianapolis, 0-23	66,654
12/4/22	Dallas	Dallas, 54-19	93,086

*Super Bowl V, Jan. 17, 1971

Jacksonville Jaguars

(Series is Tied, 4-4)

Regular Season: 4-4

Date	Site	Winner-Score	Att.
10/19/97	Dallas	Dallas, 26-22	64,464
10/29/00	Dallas	Jacksonville, 17-23 (OT)	63,554
11/24/02	Dallas	Dallas, 21-19	62,204
9/10/06	Jacksonville	Jacksonville, 17-24	67,164
10/31/10	Dallas	Jacksonville, 17-35	81,395
11/9/14	Jack. (Lon.)	Dallas, 31-17	83,603
10/14/18	Dallas	Dallas, 40-7	90,767
12/18/22	Jacksonville	Jacksonville, 34-40 (OT)	69,050

Kansas City Chiefs

(Dallas Leads Series, 7-4)

Regular Season: 7-4

Date	Site	Winner-Score	Att.
10/25/70	Kansas City	Dallas, 27-16	51,158
11/10/75	Dallas	Kansas City, 31-34	63,539
11/20/83	Dallas	Dallas, 41-21	64,103
10/22/89	Kansas City	Kansas City, 28-36	76,841
10/18/92	Dallas	Dallas, 17-10	64,115
11/23/95	Dallas	Dallas, 24-12	64,901
12/13/98	Kansas City	Kansas City, 17-20	77,697
12/11/05	Dallas	Dallas, 31-28	63,432
10/11/09	Kansas City	Dallas, 26-20 (OT)	71,214
9/15/13	Kansas City	Kansas City, 16-17	76,952
11/5/17	Dallas	Dallas, 28-17	93,273
11/21/21	Kansas City	Kansas City, 9-19	73,494

Las Vegas Raiders

(Las Vegas Leads Series, 7-6)

Regular Season: 6-7

Date	Site	Winner-Score	Att.
12/14/74	Oakland	Oakland, 23-27	45,850
12/7/80	Oakland	Dallas, 19-13	53,194
10/23/83	Dallas	Los Angeles, 38-40	64,991
11/9/86	Dallas	Los Angeles, 13-17	61,706
10/25/92	Los Angeles	Dallas, 28-13	91,505
11/19/95	Oakland	Dallas, 34-21	54,092
9/27/98	Dallas	Oakland, 12-13	63,544
10/7/01	Oakland	Oakland, 21-28	61,535
10/2/05	Oakland	Oakland, 13-19	62,400
11/26/09	Dallas	Dallas, 24-7	83,489
11/28/13	Dallas	Dallas, 31-24	87,572
12/17/17	Oakland	Dallas, 20-17	55,372
11/25/21	Dallas	Las Vegas, 33-36 (OT)	93,483

Los Angeles Chargers

(Dallas Leads Series, 8-5)

Regular Season: 8-5

Date	Site	Winner-Score	Att.
11/5/72	San Diego	Dallas, 34-28	54,476
10/26/80	Dallas	Dallas, 42-31	60,639
11/13/83	San Diego	San Diego, 23-24	46,192
11/16/86	San Diego	Dallas, 24-21	55,622
9/9/90	Dallas	Dallas, 17-14	48,063
10/15/95	San Diego	Dallas, 23-9	62,664
9/23/01	Dallas	San Diego, 21-32	63,430

9/11/05	San Diego	Dallas, 28-24	67,679
12/13/09	Dallas	San Diego, 17-20	90,552
9/29/13	San Diego	San Diego, 21-30	68,601
11/23/17	Dallas	San Diego, 6-28	93,012
9/19/21	Los Angeles	Dallas, 20-17	70,240
10/16/23	Los Angeles	Dallas, 20-17	70,240

Los Angeles Rams

(Dallas Leads Series, 20-18)

Regular Season: 16-13 Postseason: 4-5

Date	Site	Winner-Score	Att.
11/6/60	Dallas	Los Angeles, 13-38	16,000
9/30/62	Los Angeles	Dallas, 27-17	26,907
10/1/67	Dallas	Los Angeles, 13-35	75,229
11/23/69	Los Angeles	Los Angeles, 23-24	79,105
11/25/71	Dallas	Dallas, 28-21	66,595
10/14/73	Los Angeles	Los Angeles, 31-37	81,428
12/23/73*	Dallas	Dallas, 27-16	64,291
9/21/75	Dallas	Dallas, 18-7	49,091
1/4/76**	Los Angeles	Dallas, 37-7	84,483
12/19/76*	Dallas	Los Angeles, 12-14	62,436
9/17/78	Los Angeles	Los Angeles, 14-27	65,749
1/7/79**	Los Angeles	Dallas, 28-0	67,470
10/14/79	Dallas	Dallas, 30-6	64,462
12/30/79*	Dallas	Los Angeles, 19-21	64,792
12/15/80	Los Angeles	Los Angeles, 14-38	62,548
12/28/80\$	Dallas	Dallas, 34-13	64,533
10/18/81	Dallas	Dallas, 29-17	64,649
12/26/83\$	Dallas	Los Angeles, 17-24	43,521
9/3/84	Los Angeles	Dallas, 20-13	65,403
1/4/86*	Los Angeles	Los Angeles, 0-20	66,351
12/7/86	Los Angeles	Los Angeles, 10-29	64,949
12/21/87	Los Angeles	Dallas, 29-21	60,700
12/3/89	Dallas	Los Angeles, 31-35	46,100
11/18/90	Los Angeles	Dallas, 24-21	58,589
11/15/92	Dallas	Los Angeles, 23-27	63,690
9/29/02	St. Louis	Dallas, 13-10	66,165
1/1/06	Dallas	St. Louis, 10-20	63,131
9/30/07	Dallas	Dallas, 35-7	62,861
10/19/08	St. Louis	St. Louis, 14-34	62,035
10/23/11	Dallas	Dallas, 34-7	81,501
9/22/13	Dallas	Dallas, 31-7	80,848
9/21/14	St. Louis	Dallas, 34-31	58,739
10/1/17	Dallas	Los Angeles, 30-35	91,869
1/12/19*	Los Angeles	Los Angeles, 22-30	77,187
12/15/19	Dallas	Dallas, 44-21	90,436
9/13/20	Los Angeles	Los Angeles, 17-20	
10/9/22	Los Angeles	Dallas, 22-10	74,154
10/29/23	Dallas	Dallas, 43-20	93,448

\$NFC Wild Card Game

*NFC Division Playoff Game

**NFC Championship Game

Miami Dolphins

(Series is tied, 8-8)

Regular Season: 7-8 Postseason: 1-0

Date	Site	Winner-Score	Att.
1/16/72*	New Orleans	Dallas, 24-3	81,035
11/22/73	Dallas	Miami, 7-14	64,100
11/5/78	Miami	Miami, 16-23	69,414
10/25/81	Dallas	Dallas, 28-27	64,221
12/17/84	Miami	Miami, 21-28	74,139
11/22/87	Dallas	Miami, 14-20	56,519
11/19/89	Dallas	Miami, 14-17	56,044
11/25/93	Dallas	Miami, 14-16	60,198
10/27/96	Miami	Dallas, 29-10	75,283
11/25/99	Dallas	Dallas, 20-0	64,328
11/27/03	Dallas	Miami, 21-40	64,101
9/16/07	Miami	Dallas, 37-20	71,615
11/24/11	Dallas	Dallas, 20-14	87,418
11/22/15	Miami	Dallas, 24-19	65,115
9/22/19	Dallas	Dallas, 31-6	90,127
12/24/23	Miami	Miami, 20-22	66,410

*Super Bowl VI, Jan. 16, 1972

STAFF

PLAYERS

2024 SEASON

RECORDS

PLAYOFF RECORDS

OPPONENTS

SIDELINES

Minnesota Vikings

(Dallas Leads Series, 19-15)

Regular Season: 15-12 Postseason: 4-3

Date	Site	Winner-Score	Att.
9/24/61	Dallas	Dallas, 21-7	20,500
10/8/61	Minnesota	Dallas, 28-0	33,070
9/25/66	Dallas	Dallas, 28-17	64,116
10/20/68	Minnesota	Dallas, 20-7	47,644
10/18/70	Minnesota	Minnesota, 13-54	47,900
12/25/71*	Minnesota	Dallas, 20-12	49,100
12/30/73**	Dallas	Minnesota, 10-27	64,524
10/6/74	Dallas	Minnesota, 21-23	57,847
12/28/75*	Minnesota	Dallas, 17-14	48,341
9/18/77	Minnesota	Dallas, 16-10 (OT)	47,678
1/1/78**	Dallas	Dallas, 23-6	61,968
10/26/78	Dallas	Minnesota, 10-21	61,848
10/7/79	Minnesota	Dallas, 36-20	47,572
1/3/83	Minnesota	Minnesota, 27-31	60,007
10/2/83	Minnesota	Dallas, 37-24	60,774
11/26/87	Dallas	Minnesota, 38-44 (OT)	54,229
11/13/88	Dallas	Minnesota, 3-43	57,830
12/12/93	Minnesota	Dallas, 37-20	63,321
9/17/95	Minnesota	Dallas, 23-17 (OT)	60,088
12/28/96*	Dallas	Dallas, 40-15	64,682
11/26/98	Dallas	Minnesota, 36-46	64,366
11/8/99	Minnesota	Minnesota, 17-27	64,111
1/9/00*	Minnesota	Minnesota, 10-27	64,056
11/23/00	Dallas	Minnesota, 15-27	63,878
9/12/04	Minnesota	Minnesota, 17-35	64,105
10/21/07	Dallas	Dallas, 24-14	63,432
1/17/10*	Minnesota	Minnesota, 3-34	63,547
10/17/10	Minnesota	Minnesota, 21-24	64,120
11/3/13	Dallas	Dallas, 27-23	85,360
12/1/16	Minnesota	Dallas, 17-15	66,860
11/10/19	Dallas	Minnesota, 24-28	91,188
11/22/20	Minnesota	Dallas, 31-28	
10/31/21	Minnesota	Dallas, 20-16	66,633
11/20/22	Minnesota	Dallas, 40-3	66,992

\$NFC Wild Card Game

*NFC Divisional Playoff Game

**NFC Championship Game

New England Patriots

(Dallas Leads Series, 9-6)

Regular Season: 9-6

Date	Site	Winner-Score	Att.
10/24/71	Dallas	Dallas, 44-21	65,708
11/16/75	New England	Dallas, 34-31	60,905
12/3/78	Dallas	Dallas, 17-10	63,263
9/21/81	New England	Dallas, 35-21	60,311
11/22/84	Dallas	Dallas, 20-17	55,341
11/15/87	New England	Dallas, 23-17 (OT)	60,567
12/15/96	Dallas	Dallas, 12-6	64,578
12/5/99	New England	New England, 6-13	58,444
11/16/03	New England	New England, 0-12	68,436
10/14/07	Dallas	New England, 27-48	63,984
10/16/11	New England	New England, 16-20	68,756
10/11/15	Dallas	New England, 6-30	93,054
11/24/19	New England	New England, 9-13	65,878
10/17/21	New England	Dallas, 35-29 (OT)	65,878
10/1/23	Dallas	Dallas, 38-3	93,719

New Orleans Saints

(Dallas Leads Series, 18-14)

Regular Season: 18-14

Date	Site	Winner-Score	Att.
10/15/67	Dallas	Dallas, 14-10	52,562
11/12/67	New Orleans	Dallas, 27-10	83,437
11/3/68	New Orleans	Dallas, 17-3	84,728
9/28/69	New Orleans	Dallas, 21-17	79,567
11/9/69	Dallas	Dallas, 33-17	68,282
10/17/71	New Orleans	New Orleans, 14-24	83,088
9/24/73	Dallas	Dallas, 40-3	53,972

9/19/76	New Orleans	Dallas, 24-6	61,413
11/19/78	Dallas	Dallas, 27-7	57,920
12/19/82	Dallas	Dallas, 21-7	64,506
9/25/83	Dallas	Dallas, 21-20	62,136
10/21/84	Dallas	Dallas, 30-27 (OT)	50,966
10/3/88	New Orleans	New Orleans, 17-20	68,474
9/10/89	New Orleans	New Orleans, 0-28	66,977
12/2/90	Dallas	Dallas, 17-13	60,087
12/8/91	Dallas	Dallas, 23-14	64,530
12/19/94	New Orleans	Dallas, 24-16	67,323
12/6/98	New Orleans	New Orleans, 3-22	65,065
12/24/99	New Orleans	New Orleans, 24-31	47,835
12/28/03	New Orleans	New Orleans, 7-13	68,451
12/12/04	Dallas	New Orleans, 13-27	64,056
12/10/06	Dallas	New Orleans, 17-42	63,722
12/19/09	New Orleans	Dallas, 24-17	70,213
11/25/10	Dallas	New Orleans, 27-30	93,985
12/23/12	Dallas	New Orleans, 31-34	92,570
11/10/13	New Orleans	New Orleans, 17-49	73,018
9/28/14	Dallas	Dallas, 38-17	91,176
10/4/15	New Orleans	New Orleans, 20-26 (OT)	73,009
11/29/18	Dallas	Dallas, 13-10	93,004
9/29/19	New Orleans	New Orleans, 10-12	73,086
12/2/21	New Orleans	Dallas, 27-17	69,170
9/15/24	Dallas	New Orleans, 19-44	93,691

New York Giants

(Dallas Leads Series, 77-47-2)

Regular Season: 77-46-2 Postseason: 0-1

Date	Site	Winner-Score	Att.
12/4/60	New York	Tie, 31-31	55,033
10/15/61	Dallas	New York, 10-31	41,500
10/29/61	New York	Dallas, 17-16	60,254
11/11/62	Dallas	New York, 10-41	45,668
12/16/62	New York	New York, 31-41	62,694
10/20/63	New York	New York, 21-37	62,889
12/1/63	Dallas	New York, 27-34	29,635
10/11/64	Dallas	Tie, 13-13	33,225
11/8/64	New York	Dallas, 31-21	63,031
9/19/65	Dallas	Dallas, 31-2	59,366
12/19/65	New York	Dallas, 38-20	62,871
9/18/66	Dallas	Dallas, 52-7	60,010
12/18/66	New York	Dallas, 17-7	62,735
9/24/67	Dallas	Dallas, 38-24	66,209
11/10/68	Dallas	New York, 21-27	72,163
12/15/68	New York	Dallas, 28-10	62,617
10/27/69	Dallas	Dallas, 25-3	58,964
9/27/70	Dallas	Dallas, 28-10	57,236
11/8/70	New York	New York, 20-23	62,938
10/11/71	Dallas	Dallas, 20-13	68,378
12/12/71	New York	Dallas, 42-14	62,815
9/24/72	New York	Dallas, 23-14	62,725
12/17/72	Dallas	New York, 3-23	64,602
10/21/73	Dallas	Dallas, 45-28	64,898
11/11/73	N. Haven	Dallas, 23-10	70,128
9/29/74	Dallas	New York, 6-14	46,353
10/27/74	N. Haven	Dallas, 21-7	61,191
10/12/75	New York	Dallas, 13-7	56,511
11/30/75	Dallas	Dallas, 14-3	53,329
10/10/76	New York	Dallas, 24-14	76,042
11/7/76	Dallas	Dallas, 9-3	58,870
9/25/77	Dallas	Dallas, 41-21	64,215
11/6/77	New York	Dallas, 24-10	74,532
9/10/78	New York	Dallas, 34-24	73,265
10/8/78	Dallas	Dallas, 24-3	64,869
11/4/79	New York	Dallas, 16-14	76,490
12/2/79	Dallas	Dallas, 28-7	63,787
10/5/80	Dallas	Dallas, 24-3	59,126
11/9/80	New York	New York, 35-38	68,343
9/27/81	Dallas	Dallas, 18-10	63,499
12/19/81	New York	New York, 10-13 (OT)	73,009
9/18/83	Dallas	Dallas, 28-13	62,347
10/30/83	New York	Dallas, 38-20	76,142
9/9/84	New York	New York, 7-28	75,921
11/4/84	Dallas	New York, 7-19	60,235
10/6/85	New York	Dallas, 30-29	74,981

12/15/85	Dallas	Dallas, 28-21	62,310
9/8/86	Dallas	Dallas, 31-28	59,804
11/2/86	New York	New York, 14-17	74,871
9/20/87	New York	Dallas, 16-14	73,426
11/2/87	Dallas	Dallas, 33-24	55,730
9/18/88	Dallas	New York, 10-12	55,325
11/6/88	New York	New York, 21-29	75,826
10/1/89	Dallas	New York, 13-30	51,785
12/16/89	New York	New York, 0-15	72,141
9/16/90	Dallas	New York, 7-28	61,090
9/30/90	New York	New York, 17-31	75,923
9/29/91	Dallas	Dallas, 21-16	64,010
11/17/91	New York	New York, 9-22	76,410
9/13/92	New York	Dallas, 34-28	76,430
11/26/92	Dallas	Dallas, 30-3	62,416
11/7/93	Dallas	Dallas, 31-9	64,735
12/9/94	New York	Dallas, 16-13 (OT)	77,356
11/7/94	Dallas	Dallas, 38-10	64,836
12/24/94	New York	New York, 10-15	66,943
9/4/95	New York	Dallas, 35-0	77,454
12/17/95	Dallas	Dallas, 21-20	64,400
9/8/96	Dallas	Dallas, 27-0	63,069
11/24/96	New York	New York, 6-20	77,081
10/5/97	New York	New York, 17-20	77,137
12/21/97	Dallas	New York, 7-20	63,746
9/21/98	New York	Dallas, 31-7	78,039
11/8/98	Dallas	Dallas, 16-6	64,316
10/18/99	New York	New York, 10-13	78,204
1/2/00	Dallas	Dallas, 26-18	63,767
10/15/00	New York	New York, 14-19	78,189
12/17/00	Dallas	New York, 13-17	61,311
11/4/01	New York	New York, 24-27 (OT)	78,673
12/9/01	Dallas	Dallas, 20-13	61,821
10/6/02	Dallas	New York, 17-21	63,447
12/15/02	New York	New York, 7-37	78,698
9/15/03	New York	Dallas, 35-32 (OT)	78,907
12/21/03	Dallas	Dallas, 19-3	64,118
10/10/04	Dallas	New York, 10-26	64,018
12/05/05	New York	New York, 24-28	78,500
10/16/05	Dallas	Dallas, 16-13 (OT)	62,278
12/4/05	New York	New York, 10-17	78,645
10/23/06	Dallas	New York, 22-36	63,512
12/3/06	New York	Dallas, 23-20	78,666
9/9/07	Dallas	Dallas, 45-35	63,031
11/11/07	New York	Dallas, 31-20	78,964
1/13/08*	Dallas	New York, 17-21	63,660
11/2/08	New York	New York, 14-35	78,826
12/14/08	Dallas	Dallas, 20-8	63,776
9/20/09	Dallas	New York, 31-33	105,121
12/16/09	New York	New York, 24-31	79,244
10/25/10	Dallas	New York, 35-41	91,375
11/14/10	New York	Dallas, 33-20	80,851
12/11/11	Dallas	New York, 34-37	92,952
1/1/12	New York	New York, 14-31	81,077
9/5/12	New York	Dallas, 27-14	82,287
10/28/12	Dallas	New York, 24-29	94,067
9/8/13	Dallas	Dallas, 31-6	85,348
11/24/13	New York	Dallas, 24-21	80,499
10/19/14	Dallas	Dallas, 31-21	91,028
11/23/14	New York	Dallas, 31-28	80,520
9/13/15	Dallas	Dallas, 27-26	93,579
10/25/15	New York	New York, 20-27	80,319
9/11/16	Dallas	New York, 19-20	92,867
12/11/16	New York	New York, 7-10	80,874
9/10/17	Dallas	Dallas, 19-3	93,183
12/10/17	New York	Dallas, 30-10	78,125
9/16/18	Dallas	Dallas, 20-13	90,512
12/30/18	New York	Dallas, 36-35	77,750
9/8/19	Dallas	Dallas, 35-17	90,353
11/4/19	New York	Dallas 37-18	76,107
10/11/20	Dallas	Dallas, 37-34	25,021
1/3/21	New York	New York, 19-23	
10/10/21	Dallas	Dallas 44-20	93,476
12/19/21	New York	Dallas, 21-6	77,413
9/26/22	New York	Dallas, 23-16	79,445
11/24/22	Dallas	Dallas, 28-20	93,568
9/10/23	New York	Dallas, 40-0	80,809

11/12/23	Dallas	Dallas, 49-17	93,338
9/26/24	New York	Dallas, 20-15	80,425
11/28/24	Dallas	Dallas, 27-20	92,196

*NFC Divisional Playoffs

New York Jets			
(Dallas Leads Series, 8-5)			
Regular Season: 8-5			
Date	Site	Winner-Score	Att.
12/4/71	Dallas	Dallas, 52-10	66,689
12/21/75	New York	Dallas, 31-21	37,279
12/17/78	New York	Dallas, 30-7	52,532
10/4/87	New York	Dallas, 38-24	12,370
11/4/90	New York	New York, 9-24	68,086
12/18/93	New York	Dallas, 28-7	73,233
12/19/99	Dallas	New York, 21-22	64,271
9/28/03	New York	Dallas, 17-6	77,863
11/22/07	Dallas	Dallas, 34-3	63,315
9/11/11	New York	New York, 24-27	78,702
12/19/15	Dallas	New York, 16-19	90,345
10/13/19	New York	New York, 22-24	78,523
9/17/23	Dallas	Dallas, 30-10	93,689

Philadelphia Eagles			
(Dallas Leads Series, 74-58)			
Regular Season: 71-57 Postseason: 3-1			
Date	Site	Winner-Score	Att.
9/30/60	Dallas	Philadelphia, 25-27	18,500
10/22/61	Dallas	Philadelphia, 7-43	25,000
11/26/61	Philadelphia	Philadelphia, 13-35	60,127
10/14/62	Dallas	Dallas, 41-19	18,645
11/25/62	Philadelphia	Philadelphia, 14-28	58,070
10/6/63	Philadelphia	Philadelphia, 21-24	60,671
11/17/63	Dallas	Dallas, 27-20	23,694
11/15/64	Dallas	Philadelphia, 14-17	55,972
12/6/64	Philadelphia	Philadelphia, 14-24	60,671
10/10/65	Dallas	Philadelphia, 24-35	56,249
12/5/65	Philadelphia	Dallas, 21-19	54,714
10/9/66	Dallas	Dallas, 56-7	69,372
11/6/66	Philadelphia	Philadelphia, 23-24	60,658
10/29/67	Philadelphia	Philadelphia, 14-21	60,740
12/10/67	Dallas	Dallas, 38-17	55,834
9/29/68	Philadelphia	Dallas, 45-13	60,858
10/13/68	Dallas	Dallas, 34-14	72,083
10/5/69	Philadelphia	Dallas, 38-7	60,658
10/19/69	Dallas	Dallas, 49-14	71,509
9/20/70	Philadelphia	Dallas, 17-7	59,728
11/1/70	Dallas	Dallas, 21-17	55,736
9/26/71	Philadelphia	Dallas, 42-7	65,358
11/14/71	Dallas	Dallas, 20-7	60,178
9/17/72	Dallas	Dallas, 28-6	55,850
11/19/72	Philadelphia	Dallas, 28-7	65,720
10/28/73	Philadelphia	Philadelphia, 16-30	65,954
11/18/73	Dallas	Dallas, 31-10	61,985
9/23/74	Philadelphia	Philadelphia, 10-13	64,088
10/20/74	Dallas	Dallas, 31-24	43,586
10/26/75	Philadelphia	Dallas, 20-17	64,889
11/23/75	Dallas	Dallas, 27-17	57,893
9/12/76	Dallas	Dallas, 27-7	54,052
12/5/76	Philadelphia	Dallas, 26-7	55,072
10/23/77	Philadelphia	Dallas, 16-10	65,507
12/4/77	Dallas	Dallas, 24-14	60,289
10/22/78	Dallas	Dallas, 14-7	60,525
12/10/78	Philadelphia	Dallas, 31-13	64,667
11/12/79	Dallas	Philadelphia, 21-31	62,417
12/8/79	Philadelphia	Dallas, 24-17	71,434
10/19/80	Philadelphia	Philadelphia, 10-17	70,696
12/21/80	Dallas	Dallas, 35-27	62,548
1/11/81**	Philadelphia	Philadelphia, 7-20	70,696
11/1/81	Philadelphia	Dallas, 17-14	72,111
12/13/81	Dallas	Dallas, 21-10	64,955
12/26/82	Dallas	Philadelphia, 20-24	46,199
10/16/83	Dallas	Dallas, 37-7	63,070
11/6/83	Philadelphia	Dallas, 27-20	71,236
9/16/84	Dallas	Dallas, 23-17	64,521

STAFF

PLAYERS

2024 SEASON

RECORDS

PLAYOFF RECORDS

OPPONENTS

SIDELINES

Philadelphia Eagles, cont.

12/2/84	Philadelphia	Dallas, 26-10	66,322
10/20/85	Philadelphia	Philadelphia, 14-16	70,114
11/24/85	Dallas	Dallas, 34-17	54,047
10/19/86	Philadelphia	Dallas, 17-14	68,572
12/14/86	Dallas	Philadelphia, 21-23	46,117
10/11/87	Dallas	Dallas, 41-22	40,622
10/25/87	Philadelphia	Philadelphia, 20-37	61,630
10/23/88	Philadelphia	Philadelphia, 23-24	66,309
12/18/88	Dallas	Philadelphia, 7-23	46,131
11/23/89	Dallas	Philadelphia, 0-27	54,444
12/10/89	Philadelphia	Philadelphia, 10-20	59,842
10/28/90	Dallas	Philadelphia, 20-21	62,605
12/23/90	Philadelphia	Philadelphia, 3-17	63,895
9/15/91	Dallas	Philadelphia, 0-24	62,656
12/15/91	Philadelphia	Dallas, 25-13	65,854
10/5/92	Philadelphia	Philadelphia, 7-31	66,572
11/1/92	Dallas	Dallas, 20-10	65,012
1/10/93*	Dallas	Dallas, 34-10	63,721
10/31/93	Philadelphia	Dallas, 23-10	61,912
12/6/93	Dallas	Dallas, 23-17	64,521
10/16/94	Dallas	Dallas, 24-13	64,703
12/4/94	Philadelphia	Dallas, 31-19	65,947
11/6/95	Dallas	Dallas, 34-12	64,876
12/10/95	Philadelphia	Philadelphia, 17-20	66,198
1/7/96*	Dallas	Dallas, 30-11	64,371
9/30/96	Philadelphia	Dallas, 23-19	67,201
11/3/96	Dallas	Philadelphia, 21-31	64,952
9/15/97	Dallas	Dallas, 21-20	63,942
10/26/97	Philadelphia	Philadelphia, 12-13	67,106
11/2/98	Philadelphia	Dallas, 34-0	67,002
12/20/98	Dallas	Dallas, 13-9	62,722
10/10/99	Philadelphia	Philadelphia, 10-13	66,669
12/12/99	Dallas	Dallas, 20-10	64,086
9/3/00	Dallas	Philadelphia, 14-41	62,872
11/5/00	Philadelphia	Philadelphia, 13-16 (OT)	65,636
9/30/01	Philadelphia	Philadelphia, 18-40	66,621
11/18/01	Dallas	Philadelphia, 3-36	63,204
9/22/02	Philadelphia	Philadelphia, 13-44	65,537
12/21/02	Dallas	Philadelphia, 3-27	63,209
10/12/03	Dallas	Dallas, 23-21	63,648
12/7/03	Philadelphia	Philadelphia, 10-36	69,773
11/15/04	Dallas	Philadelphia, 21-49	64,190
12/19/04	Philadelphia	Philadelphia, 7-12	67,723
10/9/05	Dallas	Dallas, 33-10	63,199
11/14/05	Philadelphia	Dallas, 21-20	67,739
10/8/06	Philadelphia	Philadelphia, 24-38	69,268
12/25/06	Dallas	Philadelphia, 7-23	62,839
11/4/07	Philadelphia	Dallas, 38-17	67,688
12/16/07	Dallas	Philadelphia, 6-10	63,777
9/15/08	Dallas	Dallas, 41-37	63,472
12/28/08	Philadelphia	Philadelphia, 6-44	69,144
11/8/09	Philadelphia	Dallas, 20-16	69,144
1/3/10	Dallas	Dallas, 24-0	100,621
1/9/10S	Dallas	Dallas, 34-14	92,951
12/12/10	Dallas	Philadelphia, 27-30	85,673
1/2/11	Philadelphia	Dallas, 14-13	69,144
10/30/11	Philadelphia	Philadelphia 7-34	69,144
12/24/11	Dallas	Philadelphia 7-20	84,432
11/11/12	Philadelphia	Dallas, 38-23	69,144
12/2/12	Dallas	Dallas, 38-33	81,851
10/20/13	Philadelphia	Dallas, 17-3	69,144
12/29/13	Dallas	Philadelphia, 22-24	91,166
11/27/14	Dallas	Philadelphia, 10-33	91,379
12/14/14	Philadelphia	Dallas, 38-27	69,596
9/20/15	Philadelphia	Dallas, 20-10	69,296
11/8/15	Dallas	Philadelphia, 27-33 (OT)	91,827
10/30/16	Dallas	Dallas, 29-23 (OT)	93,103
11/1/17	Philadelphia	Philadelphia, 13-27	69,596
11/19/17	Dallas	Philadelphia, 9-37	93,247
12/31/17	Philadelphia	Dallas, 6-0	69,596
11/11/18	Philadelphia	Dallas, 27-20	69,696
12/9/18	Dallas	Dallas, 29-23 (OT)	93,127
10/20/19	Dallas	Dallas, 37-10	91,213
12/22/19	Philadelphia	Philadelphia, 9-17	69,796
11/1/20	Philadelphia	Philadelphia, 9-23	
12/27/20	Dallas	Dallas, 37-17	30,131

9/27/21	Dallas	Dallas, 41-21	93,267
1/8/22	Philadelphia	Dallas 51-26	69,796
10/16/22	Philadelphia	Philadelphia, 17-26	69,879
12/24/22	Dallas	Dallas, 40-34	93,754
11/5/23	Philadelphia	Philadelphia, 23-28	69,879
12/10/23	Dallas	Dallas, 33-13	93,752
11/10/24	Dallas	Philadelphia, 6-34	93,465
12/29/24	Philadelphia	Philadelphia, 7-41	69,879

SNFC Wild Card Game
 *NFC Divisional Playoffs
 **NFC Championship Game

Pittsburgh Steelers
 (Dallas Leads Series, 18-16)
 Regular Season: 17-14 Postseason: 1-2

Date	Site	Winner-Score	Att.
9/24/60	Dallas	Pittsburgh, 28-35	30,000
9/17/61	Dallas	Dallas, 27-24	23,500
11/12/61	Pittsburgh	Pittsburgh, 7-37	17,519
9/23/62	Dallas	Pittsburgh, 28-30	19,478
10/21/62	Pittsburgh	Dallas, 42-27	23,106
10/27/63	Pittsburgh	Pittsburgh, 21-27	19,047
12/8/63	Dallas	Pittsburgh, 19-24	24,136
9/27/64	Pittsburgh	Pittsburgh, 17-23	35,594
12/13/64	Dallas	Dallas, 17-14	35,271
10/31/65	Pittsburgh	Pittsburgh, 13-22	37,804
11/14/65	Dallas	Dallas, 24-17	57,293
10/30/66	Dallas	Dallas, 52-21	58,453
11/20/66	Pittsburgh	Dallas, 20-7	42,185
10/22/67	Pittsburgh	Dallas, 24-21	39,641
12/8/68	Dallas	Dallas, 28-7	55,069
12/7/69	Pittsburgh	Dallas, 10-7	24,990
10/8/72	Dallas	Dallas, 17-13	65,682
11/18/76*	Miami	Pittsburgh, 17-21	80,187
11/20/77	Pittsburgh	Pittsburgh, 13-28	49,761
1/21/79**	Miami	Pittsburgh, 31-35	78,656
10/28/79	Pittsburgh	Pittsburgh, 3-14	50,199
9/13/82	Dallas	Pittsburgh, 28-36	63,431
10/13/85	Dallas	Dallas, 27-13	62,932
9/4/88	Pittsburgh	Pittsburgh, 21-24	56,813
11/28/91	Dallas	Dallas, 20-10	62,253
9/4/94	Pittsburgh	Dallas, 26-9	60,156
1/28/96S	Arizona	Dallas, 27-17	76,347
8/31/97	Pittsburgh	Dallas, 37-7	60,396
10/17/04	Dallas	Pittsburgh, 20-24	64,162
12/7/08	Pittsburgh	Pittsburgh, 13-20	60,594
12/16/12	Dallas	Dallas, 27-24 (OT)	95,595
11/13/16	Pittsburgh	Dallas, 35-30	67,737
11/8/20	Dallas	Pittsburgh, 19-24	31,700
10/6/24	Pittsburgh	Dallas, 20-17	67,380

*Super Bowl X, Jan. 18, 1976
 **Super Bowl XIII, Jan. 21, 1979
 SSuper Bowl XXX, Jan. 28, 1996

San Francisco 49ers
 (San Francisco Leads Series, 21-19-1)
 Regular Season: 14-17-1 Postseason: 5-4

Date	Site	Winner-Score	Att.
11/20/60	Dallas	San Francisco, 14-26	10,000
11/10/63	San Francisco	San Francisco, 24-31	29,563
11/7/65	Dallas	Dallas, 39-31	33,677
12/16/67	San Francisco	San Francisco, 16-24	27,182
11/27/69	Dallas	Tie, 24-24	62,348
1/3/71***	San Francisco	Dallas, 17-10	59,625
1/2/72***	Dallas	Dallas, 14-3	66,311
11/23/72	Dallas	San Francisco, 10-31	65,124
12/23/72**	San Francisco	Dallas, 30-28	61,214
11/10/74	Dallas	Dallas, 20-14	50,018
12/12/77	San Francisco	Dallas, 42-35	55,848
9/9/79	San Francisco	Dallas, 21-13	56,728
10/12/80	Dallas	Dallas, 59-14	63,399
10/11/81	San Francisco	San Francisco, 14-45	57,574
11/10/82***	San Francisco	San Francisco, 27-28	60,525
12/19/83	San Francisco	San Francisco, 17-42	59,957
12/22/85	San Francisco	San Francisco, 16-31	60,114

10/15/89	Dallas	San Francisco	14-31	61,077
11/11/90	Dallas	San Francisco	6-24	62,966
1/17/93***	San Francisco	Dallas	30-20	64,920
10/17/93	Dallas	Dallas	26-17	65,099
1/23/94***	Dallas	Dallas	38-21	64,902
11/13/94	San Francisco	San Francisco	14-21	69,014
1/15/95**	San Francisco	San Francisco	28-38	69,125
11/12/95	Dallas	San Francisco	20-38	65,180
11/10/96	San Francisco	Dallas	20-17 (OT)	68,919
11/2/97	San Francisco	San Francisco	10-17	68,657
9/24/00	Dallas	San Francisco	24-41	64,127
12/30/01	Dallas	Dallas	27-21	64,366
12/8/02	Dallas	San Francisco	27-31	64,097
9/25/05	San Francisco	Dallas	34-31	68,247
11/23/08	Dallas	Dallas	35-22	63,272
9/18/11	San Francisco	Dallas	27-24 (OT)	69,732
9/7/14	Dallas	San Francisco	17-28	91,174
10/2/16	San Francisco	Dallas	27-17	70,128
10/22/17	San Francisco	Dallas	40-10	70,133
12/20/20	Dallas	Dallas	41-33	30,092
1/16/22*	Dallas	San Francisco	17-23	93,470
1/22/23*	San Francisco	San Francisco	12-19	71,888
10/8/23	San Francisco	San Francisco	10-42	71,617
10/27/24	San Francisco	San Francisco	24-30	71,521

*NFC Wild Card Playoff Game
 **NFC Divisional Playoff Game
 ***NFC Championship Game

Seattle Seahawks (Dallas Leads Series, 12-10) Regular Season: 11-9 Postseason: 1-1

Date	Site	Winner-Score	Att.
10/3/76	Seattle	Dallas, 28-13	62,027
11/27/80	Dallas	Dallas, 51-7	57,540
12/4/83	Seattle	Dallas, 35-10	63,352
11/27/86	Dallas	Seattle, 14-31	58,023
10/11/92	Dallas	Dallas, 27-0	62,311
11/22/98	Dallas	Dallas, 30-22	64,142
12/16/01	Seattle	Seattle, 3-29	63,366
10/27/02	Dallas	Seattle, 14-17	63,854
12/6/04	Seattle	Dallas, 43-39	68,093
10/23/05	Seattle	Seattle, 10-13	67,046
1/6/07*	Seattle	Seattle, 20-21	68,058
11/27/08	Dallas	Dallas, 34-9	63,253
11/1/09	Dallas	Dallas, 38-17	80,886
11/6/11	Dallas	Dallas, 23-13	81,501
9/16/12	Seattle	Seattle, 7-27	98,008
10/12/14	Seattle	Dallas, 30-23	68,432
11/1/15	Dallas	Seattle, 12-13	91,486
12/24/17	Dallas	Seattle, 12-21	92,150
9/23/18	Seattle	Seattle, 13-24	69,047
1/5/19*	Dallas	Dallas, 24-22	94,327
9/27/20	Seattle	Seattle, 31-38	
11/30/23	Dallas	Dallas, 41-35	93,367

*NFC Wild Card Playoffs

Tampa Bay Buccaneers (Dallas Leads Series, 17-6) Regular Season: 14-6 Postseason: 3-0

Date	Site	Winner-Score	Att.
10/2/77	Dallas	Dallas, 23-7	55,316
9/21/80	Dallas	Dallas, 28-17	62,750
1/2/82*	Dallas	Dallas, 38-0	64,848
11/21/82	Dallas	Dallas, 14-9	49,578
1/9/83**	Dallas	Dallas, 30-17	65,042
10/9/83	Dallas	Dallas, 27-24 (OT)	63,308
10/7/90	Dallas	Dallas, 14-10	60,076
10/21/90	Tampa	Dallas, 17-13	68,315
12/3/00	Tampa	Tampa Bay, 7-27	65,621
9/9/01	Dallas	Tampa Bay, 6-10	61,521
10/26/03	Tampa	Tampa Bay, 0-16	65,602
11/23/06	Dallas	Dallas, 38-10	63,183
10/26/08	Dallas	Dallas, 13-9	63,254
9/13/09	Tampa	Dallas, 34-21	63,806
12/17/11	Tampa	Dallas, 31-15	65,162

9/23/12	Dallas	Dallas, 16-10	81,984
11/15/15	Tampa	Tampa Bay, 6-10	64,133
12/18/16	Dallas	Dallas, 26-20	93,101
12/23/18	Dallas	Dallas, 27-20	92,851
9/9/21	Tampa Bay	Tampa Bay, 29-31	65,556
9/11/22	Dallas	Tampa Bay, 3-19	93,797
1/16/23*	Tampa Bay	Dallas, 31-14	69,145
12/22/24	Dallas	Dallas, 26-24	93,103

*NFC Wild Card Playoff Game
 **NFC Divisional Playoff
 **Super Bowl Tournament

Tennessee Titans (Dallas Leads Series, 9-7) Regular Season: 9-7

Date	Site	Winner-Score	Att.
12/20/70	Dallas	Dallas, 52-10	50,504
11/24/74	Houston	Dallas, 10-0	49,775
11/22/79	Dallas	Houston, 24-30	63,897
12/13/82	Houston	Dallas, 37-7	51,808
9/29/85	Houston	Dallas, 17-10	49,686
11/24/88	Dallas	Houston, 17-25	50,845
11/10/91	Houston	Houston, 23-26 (OT)	63,001
9/11/94	Dallas	Dallas, 20-17	64,402
11/27/97	Dallas	Tennessee, 14-27	63,421
12/25/00	Tennessee	Tennessee, 0-31	68,498
9/15/02	Dallas	Dallas, 21-13	62,527
10/1/06	Tennessee	Dallas, 45-14	69,143
10/10/10	Dallas	Tennessee, 27-34	90,616
9/14/14	Tennessee	Dallas, 26-10	69,143
11/5/18	Tennessee	Tennessee, 14-28	90,466
12/29/22	Tennessee	Dallas, 27-13	69,292

Washington Commanders (Dallas Leads Series, 79-49-2) Regular Season: 79-47-2 Postseason: 0-2

Date	Site	Winner-Score	Att.
10/9/60	Washington	Washington, 14-26	21,142
11/19/61	Dallas	Tie, 28-28	17,500
12/17/61	Washington	Washington, 24-34	21,451
9/16/62	Dallas	Tie, 35-35	15,730
11/4/62	Washington	Dallas, 38-10	49,888
9/29/63	Washington	Washington, 17-21	40,101
11/3/63	Dallas	Dallas, 35-20	18,838
9/20/64	Dallas	Dallas, 24-18	25,158
11/22/64	Washington	Washington, 16-28	49,219
9/26/65	Dallas	Dallas, 27-7	61,577
11/28/65	Washington	Washington, 31-34	50,205
11/13/66	Washington	Dallas, 31-30	50,927
12/11/66	Dallas	Washington, 31-34	64,198
10/8/67	Washington	Dallas, 17-14	50,566
11/19/67	Dallas	Washington, 20-27	75,538
11/17/68	Washington	Dallas, 29-20	66,076
11/28/68	Dallas	Dallas, 44-24	50,816
11/16/69	Washington	Dallas, 41-28	50,474
12/21/69	Dallas	Dallas, 20-10	56,924
11/22/70	Washington	Dallas, 45-21	50,415
12/6/70	Dallas	Dallas, 34-0	57,936
10/3/71	Dallas	Washington, 16-20	72,000
11/21/71	Washington	Dallas, 13-0	53,041
10/22/72	Washington	Washington, 20-24	63,039
12/9/72	Dallas	Dallas, 34-24	65,136
12/31/72*	Washington	Washington, 3-26	53,129
10/8/73	Washington	Washington, 7-14	54,314
12/9/73	Dallas	Dallas, 27-7	64,458
11/17/74	Washington	Washington, 21-28	54,395
11/28/74	Dallas	Dallas, 24-23	63,243
11/2/75	Washington	Washington, 24-30 (OT)	55,004
12/13/75	Dallas	Dallas, 31-10	61,091
10/31/76	Washington	Dallas, 20-7	55,004
12/12/76	Dallas	Washington, 14-27	59,916
10/16/77	Dallas	Dallas, 34-16	62,115
11/27/77	Washington	Dallas, 14-7	55,031
10/2/78	Washington	Washington, 5-9	55,031
11/23/78	Dallas	Dallas, 37-10	64,905

Washington Commanders, cont.

11/18/79	Washington	Washington, 20-34	55,031
12/16/79	Dallas	Dallas, 35-34	62,867
9/8/80	Washington	Dallas, 17-3	55,045
11/23/80	Dallas	Dallas, 14-10	58,809
9/6/81	Washington	Dallas, 26-10	55,045
11/22/81	Dallas	Dallas, 24-10	64,583
12/5/82	Washington	Dallas, 24-10	54,633
1/22/83*	Washington	Washington, 17-31	55,045
9/5/83	Washington	Dallas, 31-30	55,045
12/11/83	Dallas	Washington, 10-31	65,074
10/14/84	Washington	Washington, 14-34	55,431
12/9/84	Dallas	Washington, 28-30	64,286

Washington, cont.

9/9/85	Dallas	Dallas, 44-14	62,292
11/10/85	Washington	Dallas, 13-7	55,750
10/12/86	Dallas	Dallas, 30-6	63,264
11/23/86	Washington	Washington, 14-41	55,642
10/19/87	Dallas	Washington, 7-13	60,415
12/13/87	Washington	Washington, 20-24	54,882
10/9/88	Dallas	Washington, 17-35	63,235
12/11/88	Washington	Dallas, 24-17	51,526
9/24/89	Dallas	Washington, 7-30	63,200
11/5/89	Washington	Dallas, 13-3	53,187
9/23/90	Washington	Washington, 15-19	53,804
11/22/90	Dallas	Dallas, 27-17	60,355
9/9/91	Dallas	Washington, 31-33	63,025
11/24/91	Washington	Dallas, 24-21	55,561
9/7/92	Dallas	Dallas, 23-10	63,538
12/13/92	Washington	Washington, 17-20	56,437
9/6/93	Washington	Washington, 16-35	53,345
10/26/93	Dallas	Dallas, 38-3	64,497
10/2/94	Washington	Dallas, 34-7	55,394
11/20/94	Dallas	Dallas, 31-7	64,644
10/1/95	Washington	Washington, 23-27	55,489
12/3/95	Dallas	Washington, 17-24	64,866
11/28/96	Dallas	Dallas, 21-10	64,955
12/22/96	Washington	Washington, 10-37	56,545
10/13/97	Washington	Washington, 16-21	76,159
11/16/97	Dallas	Dallas, 17-14	64,559
10/4/98	Washington	Dallas, 31-10	72,284
12/27/98	Dallas	Dallas, 23-7	63,565
9/12/99	Washington	Dallas, 41-35 (OT)	79,237
10/24/99	Dallas	Dallas, 38-20	64,377
9/18/00	Washington	Dallas, 27-21	84,431
12/10/00	Dallas	Dallas, 32-13	63,467
10/15/01	Dallas	Dallas, 9-7	63,941
12/2/01	Washington	Dallas, 20-14	85,112

11/28/02	Dallas	Dallas, 27-20	63,606
12/29/02	Washington	Washington, 14-20	84,142
11/2/03	Dallas	Dallas, 21-14	64,002
12/14/03	Washington	Dallas, 27-0	70,284
9/27/04	Washington	Dallas, 21-18	90,367
12/26/04	Dallas	Dallas, 13-10	63,705
9/19/05	Dallas	Washington, 13-14	65,207
12/18/05	Washington	Washington, 7-35	90,588
9/17/06	Dallas	Dallas, 27-10	63,153
11/5/06	Washington	Washington, 19-22	90,250
11/18/07	Dallas	Dallas, 28-23	63,706
12/30/07	Washington	Washington, 6-27	90,910
9/28/08	Dallas	Washington, 24-26	63,642
11/16/08	Washington	Dallas, 14-10	90,830
11/22/09	Dallas	Dallas, 7-6	85,277
12/27/09	Washington	Dallas, 17-0	88,221
9/12/10	Washington	Washington, 7-13	90,670
12/19/10	Dallas	Dallas, 33-30	86,904
9/26/11	Dallas	Dallas, 18-16	91,017
11/20/11	Washington	Dallas, 27-24 (OT)	80,122
11/22/12	Dallas	Washington, 31-38	90,166
12/30/12	Washington	Washington, 18-28	82,845
10/13/13	Dallas	Dallas, 31-16	90,239
12/22/13	Washington	Dallas, 24-23	80,411
10/27/14	Dallas	Washington, 17-20 (OT)	87,055
12/28/14	Washington	Dallas, 44-17	80,897
12/7/15	Washington	Dallas, 19-16	80,444
1/3/16	Dallas	Washington, 23-34	90,127
9/18/16	Washington	Dallas, 27-23	80,612
11/24/16	Dallas	Dallas, 31-26	93,099
10/29/17	Washington	Dallas, 33-19	78,428
11/30/17	Dallas	Dallas 38-14	91,712
10/21/18	Washington	Washington, 17-20	66,301
11/22/18	Dallas	Dallas, 31-23	92,076
9/15/19	Washington	Dallas, 31-21	75,128
12/29/19	Dallas	Dallas, 47-16	90,646
10/25/20	Washington	Washington, 3-25	87,055
11/26/20	Dallas	Washington, 16-41	30,048
12/12/21	Washington	Dallas, 27-20	61,308
12/26/21	Dallas	Dallas, 56-14	93,482
10/2/22	Dallas	Dallas, 25-10	92,946
1/8/23	Washington	Washington, 6-26	62,814
11/23/23	Dallas	Dallas, 45-10	93,711
1/7/24	Washington	Dallas, 38-10	63,645
11/24/24	Washington	Dallas, 34-26	64,955
1/5/25	Dallas	Washington 19-23	91,349

*NFC Championship Game

2024 NFL STANDINGS

AMERICAN FOOTBALL CONFERENCE

AFC EAST	W	L	T	PCT
Buffalo Bills ^z	13	4	0	0.765
Miami Dolphins	8	9	0	0.471
New York Jets	5	12	0	0.294
New England Patriots	4	13	0	0.235

AFC NORTH	W	L	T	PCT
Baltimore Ravens ^z	12	5	0	0.706
Pittsburgh Steelers ^y	10	7	0	0.588
Cincinnati Bengals	9	8	0	0.529
Cleveland Browns	3	14	0	0.176

AFC SOUTH	W	L	T	PCT
Houston Texans ^z	10	7	0	0.588
Indianapolis Colts	8	9	0	0.471
Jacksonville Jaguars	4	13	0	0.235
Tennessee Titans	3	14	0	0.176

AFC WEST	W	L	T	PCT
Kansas City Chiefs ^z	15	2	0	0.882
Los Angeles Chargers ^y	11	6	0	0.647
Denver Broncos ^y	10	7	0	0.588
Las Vegas Raiders	4	13	0	0.235

*Clinched Homefield Advantage

z-Division Champion

y-Wild Card

NATIONAL FOOTBALL CONFERENCE

NFC EAST	W	L	T	PCT
Philadelphia Eagles ^z	14	3	0	0.824
Washington Commanders ^z	12	5	0	0.706
Dallas Cowboys	7	10	0	0.412
New York Giants	3	14	0	0.176

NFC NORTH	W	L	T	PCT
Detroit Lions ^z	15	2	0	0.882
Minnesota Vikings ^y	14	3	0	0.824
Green Bay Packers ^y	11	6	0	0.647
Chicago Bears	5	12	0	0.294

NFC SOUTH	W	L	T	PCT
Tampa Bay Buccaneers ^z	10	7	0	0.588
Atlanta Falcons	8	9	0	0.471
Carolina Panthers	5	12	0	0.294
New Orleans Saints	5	12	0	0.294

NFC WEST	W	L	T	PCT
Los Angeles Rams ^z	10	7	0	0.588
Seattle Seahawks	10	7	0	0.588
Arizona Cardinals	8	9	0	0.471
San Francisco 49ers	6	11	0	0.353

Cowboys Attendance Records

The Cowboys played in the Cotton Bowl (capacity 72,132 in 1970) from 1960 until Texas Stadium was opened on Oct. 24, 1971 against New England. In 1985 seats were removed from Texas Stadium to make room for 118 Crown Suites. The last game the Cowboys played at Texas Stadium was against the Baltimore Ravens on Dec. 20, 2008. Dallas opened AT&T Stadium on Sept. 20, 2009 against the N.Y. Giants and hosted 105,121 fans - the most to see an NFL regular season game in league history.

TOTAL ATTENDANCE

Year	Home Games (No.)	Avg.	Percent Change	Road Games (No.)	Pre-Season Games (No.)	Post-Season Games (No.)	Grand Total
1960	128,500 (6)	21,417	—	214,820 (6)	120,284 (6)	—	463,604
1961	172,000 (7)	24,571	+33.9%	251,443 (7)	97,584 (5)	—	521,027
1962	152,446 (7)	21,778	-11.4%	278,807 (7)	178,683 (5)	—	609,936
1963	188,727 (7)	26,961	+23.8%	280,062 (7)	214,290 (5)	—	683,079
1964	268,661 (7)	38,380	+42.3%	356,339 (7)	207,751 (5)	—	832,751
1965	388,912 (7)	55,559	+44.8%	366,390 (7)	199,395 (5)	65,569 (1)	1,020,266
1966	473,373 (7)	67,625	+21.7%	408,899 (7)	238,186 (5)	75,504 (1)	1,195,952
1967	460,476 (7)	65,782	- 2.7%	402,843 (7)	278,511 (5)	121,647 (2)	1,263,477
1968	470,110 (7)	67,158	+ 2.1%	401,626 (7)	300,909 (6)	104,458 (2)	1,277,103
1969	443,352 (7)	63,336	- 5.7%	434,477 (7)	384,095 (6)	100,472 (2)	1,362,396
1970	411,531 (7)	58,790	- 7.2%	398,377 (7)	347,327 (6)	212,847 (3)	1,370,082
1971	466,220 (7)	66,603	+13.3%	416,043 (7)	375,250 (6)	195,716 (3)	1,454,229
1972	446,990 (7)	63,856	- 4.1%	391,852 (7)	474,273 (7)	114,343 (2)	1,427,458
1973	433,030 (7)	61,861	- 3.1%	423,177 (7)	355,994 (6)	128,815 (2)	1,341,016
1974	373,435 (7)	53,348	-13.8%	378,233 (7)	284,620 (6)	—	1,036,288
1975	402,294 (7)	57,471	+ 7.7%	404,073 (7)	273,567 (6)	211,095 (3)	1,291,029
1976	412,698 (7)	58,957	+ 2.6%	414,867 (7)	320,564 (6)	62,436 (1)	1,210,565
1977	432,885 (7)	61,840	+ 5.0%	398,486 (7)	329,549 (6)	201,288 (3)	1,362,208
1978	498,865 (8)	62,358	+ 0.9%	484,905 (8)	260,344 (4)	206,464 (3)	1,450,578
1979	508,965 (8)	63,621	+ 0.2%	488,432 (8)	268,998 (5)	64,792 (1)	1,331,178
1980	477,378 (8)	59,672	- 6.2%	492,828 (8)	244,612 (4)	195,251 (3)	1,410,069
1981	511,541 (8)	63,943	+ 7.2%	502,392 (8)	243,849 (4)	125,373 (2)	1,383,155
1982	269,981 (5)	53,996	-15.6%	217,153 (4)	208,059 (3)	—	879,250
1983	505,793 (8)	63,224	+17.1%	481,230 (8)	217,621 (4)	43,521 (1)	1,248,165
1984	479,733 (8)	59,967	- 5.2%	523,951 (8)	203,646 (4)	—	1,207,330
1985	478,958 (8)	59,870	- 0.2%	489,913 (8)	193,795 (4)	66,351 (1)	1,229,017
1986	469,806 (8)	58,726	- 1.9%	518,627 (8)	299,134 (5)	—	1,287,567
1987	344,406 (7)	49,201	-16.2%	416,141 (8)	199,327 (4)	—	959,874
1988	393,129 (8)	49,141	- 0.1%	528,529 (8)	177,080 (4)	—	1,098,738
1989	418,346 (8)	52,293	+ 6.4%	490,586 (8)	215,219 (4)	—	1,124,151
1990	475,432 (8)	59,429	+13.7%	483,944 (8)	173,716 (4)	—	1,133,092
1991	501,901 (8)	62,738	+ 5.6%	537,101 (8)	219,022 (4)	140,884 (2)	1,398,908
1992	506,758 (8)	63,345	+ 1.0%	580,181 (8)	284,898 (5)	227,015 (3)	1,598,852
1993	510,068 (8)	63,759	+ 0.7%	533,380 (8)	283,409 (5)	202,509 (3)	1,529,366
1994	516,628 (8)	64,579	+ 1.3%	512,896 (8)	354,574 (5)	133,870 (2)	1,517,988
1995	518,167 (8)	64,771	+ 0.3%	518,468 (8)	305,545 (5)	205,853 (3)	1,548,033
1996	513,794 (8)	64,224	- 0.8%	556,875 (8)	264,937 (5)	137,490 (2)	1,473,096
1997	511,767 (8)	63,971	- 0.4%	541,187 (8)	240,871 (4)	—	1,293,825
1998	510,438 (8)	63,805	- 0.3%	564,224 (8)	354,816 (5)	62,969 (1)	1,492,447
1999	513,295 (8)	64,162	+ 0.6%	523,375 (8)	232,646 (5)	64,056 (1)	1,333,372
2000	504,360 (8)	63,045	- 1.7%	571,110 (8)	289,340 (5)	—	1,364,810
2001	505,501 (8)	63,187	+ 0.1%	550,712 (8)	261,647 (5)	—	1,317,860
2002	504,717 (8)	63,089	- 0.1%	542,694 (8)	246,211 (4)	—	1,293,622
2003	511,244 (8)	63,903	+1.3%	560,476 (8)	195,073 (4)	73,014 (1)	1,339,787
2004	510,892 (8)	63,861	0.0%	575,112 (8)	225,759 (4)	—	1,311,763
2005	505,258 (8)	63,157	-1.1%	575,780 (8)	193,687 (4)	—	1,274,725
2006	506,308 (8)	63,289	+1.0%	583,201 (8)	203,543 (4)	68,058 (1)	1,361,110
2007	508,278 (8)	63,535	+0.5%	579,470 (8)	254,659 (4)	63,660 (1)	1,542,055
2008	506,944 (8)	63,368	-0.3%	569,943 (8)	257,471 (4)	—	1,468,989
2009	718,055 (8)	89,757	+41.6%	589,176 (8)	243,390 (4)	156,498 (2)	1,707,119
2010	696,377 (8)	87,047	-3.0%	581,596 (8)	301,548 (5)	—	1,579,521
2011	680,685 (8)	85,086	-2.3%	574,875 (8)	251,237 (4)	—	1,506,797
2012	708,273 (8)	88,535	+1.7%	582,079 (8)	252,493 (4)	—	1,542,848
2013	704,345 (8)	88,043	-0.6%	575,233 (8)	278,307 (4)	—	1,557,885
2014	720,558 (8)	90,070	+2.3%	572,488 (8)	268,397 (4)	171,114 (2)	1,732,557
2015	731,672 (8)	91,459	+1.5%	580,857 (8)	299,834 (4)	—	1,612,363
2016	740,318 (8)	92,540	+1.2%	581,719 (8)	321,523 (4)	93,396 (1)	1,736,956
2017	741,775 (8)	92,722	+0.2%	567,436 (8)	263,000 (4)	—	1,572,211
2018	732,958 (8)	91,620	-1.2%	570,435 (8)	313,467 (4)	171,514 (2)	1,788,374
2019	727,432 (8)	90,929	-0.8%	561,595 (8)	283,953 (4)	—	1,572,980
2020	219,021 (8)	27,378	-69.9%	10,322 (8)	0 (Canceled)	—	229,343
2021	747,368 (8)	93,421	+241.2%	619,498 (8)	224,992 (4)	93,470 (1)	1,685,328
2022	841,192 (9)	93,466	+12.6%	570,059 (8)	227,121 (3)	141,033 (2)	1,779,405
2023	748,755 (8)	93,594	-11.0%	629,988 (8)	229,987 (3)	93,799 (1)	1,702,529
2024	836,570 (9)	92,952	+11.7%	563,826 (8)	216,254 (3)	—	1,616,650
Total	32,819,149 (499)	65,770	-	31,446,812(499)	16,529,832(294)	4,780,203(70)	85,846,615

STAFF
PLAYERS
2024 SEASON
RECORDS
PLAYOFF RECORDS
ATTENDANCE
SIDELINES

LARGEST CROWDS

Home	
<i>Regular Season</i>	
105,121	vs. N.Y. Giants, Sept. 20, 2009 (NFL record)
^80,259	vs. Cleveland, Nov. 24, 1966
*66,689	vs. N.Y. Jets, Dec. 4, 1971
†65,207	vs. Washington, Sept. 19, 2005
<i>Postseason</i>	
93,799	vs. Green Bay, Jan. 14, 2024
93,470	vs. San Francisco, Jan. 16, 2022
^75,504	vs. Green Bay, Jan. 1, 1967
*66,311	vs. San Francisco, Jan. 2, 1972
†65,135	vs. Green Bay, Jan. 14, 1996
<i>Preseason</i>	
81,204	vs. Jacksonville, Aug. 12, 2023
^78,807	vs. Green Bay, Aug. 28, 1967
*65,405	vs. Houston, Aug. 5, 1972
†63,923	vs. Denver, Aug. 21, 1994

^Colton Bowl record

*Texas Stadium record

†Texas Stadium record after 1985 improvements

AWAY	
<i>Regular Season</i>	
91,505	@ LA Raiders, Oct. 25, 1992
90,830	@ Washington, Nov. 16, 2008
90,670	@ Washington, Sept. 12, 2010
<i>Postseason</i>	
84,483	@ LA Rams, Jan. 4, 1976
<i>Preseason</i>	
87,381	@ LA Rams, Aug. 8, 1969
NEUTRAL	
<i>Postseason</i>	
98,374	vs. Buffalo @ Pasadena, Jan. 31, 1993
<i>Preseason</i>	
112,376	vs. Houston @ Mexico City, Aug. 15, 1994
106,424	vs. N. Eng. @ Mexico City, Aug. 17, 1998

SMALLEST CROWDS

Home	
†10,000	vs. San Francisco, Nov. 20, 1960
12,692	vs. Chicago, Nov. 18, 1962
AWAY	
4,954	vs. Minnesota, Aug. 5, 1961 in Sioux Falls, S.D.
12,370	@ N.Y. Jets, Oct. 4, 1987

† Estimated; no turnstiles in Cotton Bowl in 1960 and 1961

* Due to COVID-19, the 2020 NFL season saw many stadiums without fans, and those that allowed fans, had a reduced capacity. Seven of Dallas' eight road games had no fans, with one - at Cincinnati - attended by 10,322. AT&T Stadium averaged a league-leading 27,378 fans for home games.

SELLOUT STREAK

Longest home sellout streak - 281 straight games (began 9/9/91 vs. Washington, still active) regular season and playoffs**Last home non-sellout** (regular season and playoffs) - 12/16/90 vs. Phoenix (128 straight)**Longest road sellout streak** - 181 straight games (began 11/3/02 @ Detroit, still active) regular season and playoffs**Last road non-sellout** (regular season and playoffs) - 10/20/02 @ Arizona (29 straight)**Longest sellout streak** (home and away - regular season and playoffs) - 363 straight games (began 10/27/02 vs. Seattle, still active)**Last non-sellout** (regular season and playoffs) - 10/20/02 @ Arizona (58 straight)*The 2020 season is not counted in the above totals (COVID-19)*

Thanksgiving Day Games (34-22-1)

Since 1966, the Cowboys have been a fixture on Thanksgiving Day, having hosted the annual contest for 56 of the last 58 years. In 1975 and 1977, the St. Louis Cardinals played host to the game in place of Dallas. In 1978 the game returned to Dallas for good. The Cowboys have posted a 34-22-1 record in the holiday classic and a 36-21 mark the following week. Here are the Cowboys annual Thanksgiving Day results:

Date	Result	Win/Loss	TV
11/24/66	DALLAS 26, Cleveland 14 Win	CBS
11/23/67	DALLAS 46, St. Louis 21 Win	CBS
11/28/68	DALLAS 29, Washington 20 Win	CBS
11/27/69	DALLAS 24, San Francisco 24 Tie	CBS
11/26/70	DALLAS 16, Green Bay 3 Win	CBS
11/25/71	DALLAS 28, Los Angeles 21 Win	CBS
11/23/72	San Francisco 31, DALLAS 10 Loss	CBS
11/22/73	Miami 14, DALLAS 7 Loss	NBC
11/28/74	DALLAS 24, Washington 23 Win	CBS
11/25/76	DALLAS 19, St. Louis 14 Win	CBS
11/23/78	DALLAS 37, Washington 10 Win	CBS
11/22/79	Houston 30, DALLAS 24 Loss	NBC
11/27/80	DALLAS 51, Seattle 7 Win	NBC
11/26/81	DALLAS 10, Chicago 9 Win	CBS
11/25/82	DALLAS 31, Cleveland 14 Win	NBC
11/24/83	DALLAS 35, St. Louis 17 Win	CBS
11/22/84	DALLAS 20, New England 17 Win	NBC
11/28/85	DALLAS 35, St. Louis 17 Win	CBS
11/27/86	Seattle 31, DALLAS 14 Loss	NBC
11/26/87	Minnesota 44, DALLAS 38 (OT) Loss	CBS
11/24/88	Houston 25, DALLAS 17 Loss	NBC
11/23/89	Philadelphia 27, DALLAS 0 Loss	CBS
11/22/90	DALLAS 27, Washington 17 Win	CBS
11/28/91	DALLAS 20, Pittsburgh 10 Win	NBC
11/26/92	DALLAS 30, N.Y. Giants 3 Win	CBS
11/25/93	Miami 16, DALLAS 14 Loss	NBC
11/24/94	DALLAS 42, Green Bay 31 Win	FOX
11/23/95	DALLAS 24, Kansas City 12 Win	NBC
11/28/96	DALLAS 21, Washington 10 Win	FOX

Date	Result	Win/Loss	TV
11/27/97	Tennessee 27, DALLAS 14 Loss	NBC
11/26/98	Minnesota 46, DALLAS 36 Loss	FOX
11/25/99	DALLAS 20, Miami 0 Win	CBS
11/23/00	Minnesota 27, DALLAS 15 Loss	FOX
11/22/01	Denver 26, DALLAS 24 Loss	CBS
11/28/02	DALLAS 27, Washington 20 Win	FOX
11/27/03	Miami 40, DALLAS 21 Loss	CBS
11/25/04	DALLAS 21, Chicago 7 Win	FOX
11/24/05	Denver 24, DALLAS 21 (OT) Loss	CBS
11/23/06	DALLAS 38, Tampa Bay 10 Win	FOX
11/22/07	DALLAS 34, N.Y. Jets 3 Win	CBS
11/27/08	DALLAS 34, Seattle 9 Win	FOX
11/26/09	DALLAS 24, Oakland 7 Win	CBS
11/25/10	New Orleans 30, DALLAS 27 Loss	FOX
11/24/11	DALLAS 20, Miami 19 Win	CBS
11/22/12	Washington 38, DALLAS 31 Loss	FOX
11/28/13	DALLAS 31, Oakland 24 Win	CBS
11/27/14	Philadelphia 33, DALLAS 10 Loss	FOX
11/26/15	Carolina 33, DALLAS 14 Loss	CBS
11/24/16	DALLAS 31, Washington 26 Win	FOX
11/23/17	LA Chargers 28, DALLAS 6 Loss	CBS
11/22/18	DALLAS 31, Washington 23 Win	FOX
11/28/19	Buffalo 26, DALLAS 15 Loss	CBS
11/26/20	Washington 41, DALLAS 16 Loss	FOX
11/25/21	Las Vegas 36, Dallas 33 (OT) Loss	CBS
11/24/22	Dallas 28, N.Y. Giants 20 Win	FOX
11/23/23	Dallas 45, Washington 10 Win	CBS
11/28/24	Dallas 27, N.Y. Giants 20 Win	FOX

Sunday Night Games (42-40)

Date	Result	Win/Loss	TV
10/14/79	DALLAS 30, Los Angeles 6	Win	ABC
10/26/80	DALLAS 42, San Diego 31	Win	ABC
10/18/81	DALLAS 29, Los Angeles 17	Win	ABC
10/23/83	LA Raiders 40, DALLAS 38	Loss	ABC
10/21/84	DALLAS 30, New Orleans 27 (OT)	Win	ABC
10/6/85	Dallas 30, N.Y. GIANTS 29	Win	ABC
12/7/86	LA RAMS 29, Dallas 10	Loss	ABC
11/22/87	Miami 20, DALLAS 14	Loss	ESPN
11/13/88	Minnesota 43, DALLAS 3	Loss	ESPN
11/5/89	Dallas 13, Washington 3	Win	ESPN
11/11/90	San Francisco 24, DALLAS 6	Loss	ESPN
9/22/91	Dallas 17, PHOENIX 9	Win	TNT
9/19/93	Dallas 17, PHOENIX 10	Win	TNT
9/17/95	Dallas 23, MINNESOTA 17 (OT)	Win	TNT
9/7/97	ARIZONA 25, Dallas 22 (OT)	Loss	TNT
12/27/98	DALLAS 23, Washington 7	Win	ESPN
12/5/99	NEW ENGLAND 13, Dallas 6	Loss	ESPN
9/10/00	ARIZONA 32, Dallas 31	Loss	ESPN
12/17/00	N.Y. Giants 17, DALLAS 13	Loss	ESPN
9/30/01	PHILADELPHIA 40, Dallas 18	Loss	ESPN
9/8/02	HOUSTON 19, Dallas 10	Loss	ESPN
11/16/03	NEW ENGLAND 12, Dallas 0	Loss	ESPN
1/1/05	N.Y. GIANTS 28, Dallas 24	Loss	ESPN
1/2/06	St. Louis 20, DALLAS 10	Loss	ESPN
9/17/06	DALLAS 27, Washington 10	Win	NBC
10/29/06	Dallas 35, CAROLINA 14	Win	NBC
12/10/06	New Orleans 42, DALLAS 17	Loss	NBC
9/9/07	DALLAS 45, N.Y. Giants 35	Win	NBC
9/23/07	DALLAS 34, CHICAGO 10	Win	NBC
11/4/07	Dallas 38, PHILADELPHIA 17	Win	NBC
9/21/08	Dallas 27, GREEN BAY 16	Win	NBC
11/16/08	Dallas 14, WASHINGTON 10	Win	NBC
12/14/08	DALLAS 20, N.Y. Giants 8	Win	NBC
9/20/09	N.Y. Giants 33, DALLAS 31	Loss	NBC
11/8/09	Dallas 20, PHILADELPHIA 16	Win	NBC
12/27/09	Dallas 17, WASHINGTON 0	Win	NBC
9/12/10	WASHINGTON 13, Dallas 7	Loss	NBC
11/7/10	GREEN BAY 45, Dallas 7	Loss	NBC
12/12/10	Philadelphia 30, DALLAS 27	Loss	NBC
9/11/11	N.Y. JETS 27, Dallas 24	Loss	NBC
10/30/11	PHILADELPHIA 34, Dallas 7	Loss	NBC

Date	Result	Win/Loss	TV
12/11/11	N.Y. Giants 37, DALLAS 34	Loss	NBC
1/1/12	N.Y. GIANTS 31, Dallas 14	Loss	NBC
11/4/12	ATLANTA 19, Dallas 13	Loss	NBC
12/2/12	DALLAS 38, Philadelphia 33	Win	NBC
12/30/12	WASHINGTON 28, Dallas 18	Loss	NBC
9/8/13	DALLAS 36, N.Y. Giants 31	Win	NBC
10/13/13	DALLAS 31, Washington 16	Win	NBC
11/10/13	NEW ORLEANS 49, Dallas 17	Loss	NBC
12/29/13	Philadelphia 24, DALLAS 22	Loss	NBC
9/28/14	DALLAS 38, New Orleans 17	Win	NBC
11/23/14	Dallas 31, N.Y. GIANTS 28	Win	NBC
12/14/14	Dallas 38, PHILADELPHIA 27	Win	NBC
9/13/15	DALLAS 27, N.Y. Giants 26	Win	NBC
10/4/15	NEW ORLEANS 26, Dallas 20 (OT)	Loss	NBC
11/8/15	PHILADELPHIA 33, DALLAS 27 (OT)	Loss	NBC
9/25/16	DALLAS 31, Chicago 17	Win	NBC
10/30/16	DALLAS 29, Philadelphia 23	Win	NBC
12/11/16	N.Y. GIANTS 10, Dallas 7	Loss	NBC
12/18/16	DALLAS 26, Tampa Bay 20	Win	NBC
9/10/17	DALLAS 19, N.Y. Giants 3	Win	NBC
11/19/17	Philadelphia 37, DALLAS 9	Loss	NBC
12/17/17	DALLAS 20, Oakland 17	Win	NBC
9/16/18	DALLAS 20, N.Y. Giants 13	Win	NBC
10/7/18	HOUSTON 19, Dallas 16 (OT)	Loss	NBC
11/11/18	Dallas 27, PHILADELPHIA 20	Win	NBC
9/29/19	NEW ORLEANS 12, Dallas 10	Loss	NBC
10/20/19	DALLAS 37, Philadelphia 10	Win	NBC
11/10/19	Minnesota 28, DALLAS 24	Loss	NBC
9/13/20	LOS ANGELES 20, Dallas 17	Loss	NBC
11/1/20	PHILADELPHIA 23, Dallas 9	Loss	NBC
10/31/21	Dallas 20, MINNESOTA 16	Win	NBC
12/26/21	DALLAS 56, Washington 14	Win	NBC
9/11/22	Tampa Bay 19, DALLAS 3	Loss	NBC
10/6/22	PHILADELPHIA 26, Dallas 17	Loss	NBC
12/4/22	DALLAS 54, Indianapolis 19	Win	NBC
9/10/23	Dallas 40, N.Y. GIANTS 0	Win	NBC
10/8/23	SAN FRANCISCO 42, Dallas 10	Loss	NBC
12/10/23	DALLAS 33, Philadelphia 13	Win	NBC
10/6/24	Dallas 20, PITTSBURGH 17	Win	NBC
10/27/24	SAN FRANCISCO 30, Dallas 24	Loss	NBC
12/22/24	DALLAS 26, Tampa Bay 24	Win	NBC

Christmas Day Games (1-3)

Date	Result	Win/Loss	TV
12/25/95	Dallas 37, ARIZONA 13	Win	ABC
12/25/00	TENNESSEE 31, Dallas 0	Loss	ABC
12/25/06	Philadelphia 23, DALLAS 7	Loss	NBC
12/25/10	ARIZONA 27, Dallas 26	Loss	NFLN
Postseason (1-0)			
12/25/71	Dallas 20, MINNESOTA 12	Win	

New Year's Day Games (0-2)

Date	Result	Win/Loss	TV
1/1/06	St. Louis 20, DALLAS 10	Loss	ESPN
1/1/17	PHILADELPHIA 27, Dallas 13	Loss	FOX
Postseason (1-1)			
1/1/67	Green Bay 34, DALLAS 27	Loss	CBS
1/1/78	Dallas 23, MINNESOTA 6	Win	CBS

Tuesday Games (0-1)

Date	Result	Win/Loss	TV
12/8/20*	Dallas 17, BALTIMORE 34	LOSS	FOX/NFLN

* Due to COVID-19 scheduling issues, the game was originally scheduled for Thurs., Dec. 3.

Wednesday Games (1-0)

Date	Result	Win/Loss	TV
9/5/12	Dallas 27, N.Y. GIANTS 14	Win	NBC

Thursday Games (9-3)

Date	Result	Win/Loss	TV
10/26/78	Minnesota 21, DALLAS 10	Loss	ABC
11/29/07	DALLAS 37, Green Bay 27	Win	NFLN
12/4/14	Dallas 41, CHICAGO 28	Win	NFLN
12/1/16	Dallas 17, MINNESOTA 15	Win	NFLN/NBC
11/30/17	DALLAS 38, Washington 14	Win	NBC/AMZ
11/29/18	DALLAS 13, New Orleans 10	Win	FOX/NFL/AMZ
12/5/19	CHICAGO 31, Dallas 24	Loss	FOX/NFL/AMZ
9/9/21	TAMPA BAY 31, Dallas 29	Loss	NBC
12/2/21	Dallas 27, NEW ORLEANS 17	Win	FOX/NFL/AMZ
12/29/22	Dallas 27, TENNESSEE 13	Win	Prime Video
11/30/23	Seattle 35, DALLAS 41	Win	Prime Video
9/26/24	Dallas 20, N.Y. GIANTS 15	Win	Prime Video

Friday Games (0-2)

Date	Result	Win/Loss	TV
9/30/60	Philadelphia 27, DALLAS 25	Loss	
12/24/99	NEW ORLEANS 31, Dallas 24	Loss	FOX

Monday Night Football (50-37; 1-0 postseason)

The Cowboys hold a 50-37 regular season Monday Night Football record, and the club is 1-0 in the postseason. Dallas will be making its 88th and 89th regular season appearances on MNF in 2025 against the Arizona Cardinals on Nov. 3 and at the Las Vegas Raiders on Nov. 17. The majority of the Cowboys MNF games were played on ABC Monday Night Football from 1970-2005 when they appeared on the prime time telecast 67 times, posting a 39-28 record including a 17-11 record at home and a 23-17 mark on the road.

Only Miami, with 89 games, has appeared on MNF more times than Dallas. The 50 regular season MNF wins by the Cowboys are third in league history behind Pittsburgh (54) and San Francisco (52). ESPN landed the telecast in 2006, and since then, the Cowboys have appeared 21 times on MNF, including postseason, with a 12-9 record. The week after playing on MNF, the Cowboys own a regular season record of 36-37 - 0-1 postseason - (five times the Cowboys final game of the season was on a Monday night and eight times they followed with a bye). Below are the Cowboys Monday Night Football results:

Date	Result	Win/Loss	Date	Result	Win/Loss
11/16/70	St. Louis 38, DALLAS 0Loss	11/6/95	DALLAS 34, Philadelphia 12Win
10/11/71	DALLAS 20, N.Y. Giants 13Win	12/25/95	Dallas 37, ARIZONA 13Loss
10/30/72	DALLAS 28, Detroit 24Win	9/2/96	CHICAGO 22, Dallas 6Loss
9/24/73	DALLAS 40, New Orleans 3Win	9/30/96	Dallas 23, PHILADELPHIA 19Win
10/8/73	WASHINGTON 14, Dallas 7Loss	11/18/96	DALLAS 21, Green Bay 6Win
9/23/74	PHILADELPHIA 13, Dallas 10Loss	9/15/97	DALLAS 21, Philadelphia 20Win
10/6/75	Dallas 36, DETROIT 10Win	10/13/97	WASHINGTON 21, Dallas 16Loss
11/10/75	Kansas City 34, DALLAS 31Loss	12/8/97	Carolina 23, DALLAS 13Loss
11/15/76	DALLAS 17, Buffalo 10Win	9/21/98	Dallas 31, N.Y. GIANTS 7Win
11/14/77	St. Louis 24, DALLAS 17Loss	11/2/98	Dallas 34, PHILADELPHIA 0Win
12/12/77	Dallas 42, SAN FRANCISCO 35Win	9/20/99	DALLAS 24, Atlanta 7Win
9/4/78	DALLAS 38, Baltimore 0Win	10/18/99	N.Y. GIANTS 13, Dallas 10Loss
10/2/78	WASHINGTON 9, Dallas 5Loss	11/8/99	MINNESOTA 27, Dallas 17Loss
9/24/79	CLEVELAND 26, Dallas 7Loss	10/18/00	Dallas 27, WASHINGTON 21Win
11/12/79	Philadelphia 31, DALLAS 21Loss	12/25/00	TENNESSEE 31, Dallas 0Loss
9/8/80	Dallas 17, WASHINGTON 3Win	10/15/01	DALLAS 9, Washington 7Win
12/15/80	LOS ANGELES 38, Dallas 14Loss	9/15/03	Dallas 35, N.Y. Giants 32 (OT)Win
9/21/81	Dallas 35, NEW ENGLAND 21Win	9/27/04	Dallas 21, WASHINGTON 18Win
11/9/81	DALLAS 27, Buffalo 14Win	11/15/04	Philadelphia 49, DALLAS 21Loss
9/13/82	Pittsburgh 36, DALLAS 28Loss	12/6/04	Dallas 43, SEATTLE 39Win
12/13/82	Dallas 37, HOUSTON 7Win	9/19/05	Washington 14, DALLAS 13Loss
1/3/83	MINNESOTA 31, Dallas 27Loss	11/14/05	Dallas 21, PHILADELPHIA 20Win
9/5/83	Dallas 31, WASHINGTON 30Win	10/23/06	N.Y. Giants 36, DALLAS 22Loss
12/19/83	SAN FRANCISCO 42, Dallas 17Loss	10/8/07	Dallas 25, BUFFALO 24Win
9/3/84	Dallas 20, LA Rams 13Win	9/15/08	DALLAS 41, Philadelphia 37Win
12/17/84	MIAMI 28, Dallas 21Loss	9/28/09	DALLAS 21, Carolina 7Win
9/9/85	DALLAS 44, Washington 14Win	10/25/10	N.Y. Giants 41, DALLAS 35Loss
11/4/85	ST. LOUIS 21, Dallas 10Loss	9/26/11	DALLAS 18, Washington 16Win
9/8/86	DALLAS 31, N.Y. Giants 28Win	10/1/12	Chicago 34, DALLAS 18Loss
9/29/86	Dallas 31, ST. LOUIS 7Win	12/9/13	Chicago 45, Dallas 28Loss
10/19/87	Washington 13, DALLAS 7Loss	10/27/14	Washington 20, DALLAS 17 (OT)Loss
11/2/87	DALLAS 33, N.Y. Giants 24Win	12/7/15	Dallas 19, WASHINGTON 16Win
12/21/87	Dallas 29, LA RAMS 21Win	12/26/16	DALLAS 42, Detroit 21Win
9/12/88	Dallas 17, PHOENIX 14Win	9/25/17	DALLAS 28, Arizona 17Win
10/3/88	NEW ORLEANS 20, Dallas 17Loss	11/5/18	Tennessee 28, DALLAS 14Loss
9/9/91	Washington 33, DALLAS 31Loss	11/4/19	Dallas 37, N.Y. GIANTS 18Win
9/7/92	DALLAS 23, Washington 10Win	10/19/20	Arizona 38, DALLAS 10Loss
10/5/92	PHILADELPHIA 31, Dallas 7Loss	9/27/21	DALLAS 41, Philadelphia 21Win
12/21/92	Dallas 41, ATLANTA 17Win	9/26/22	Dallas 23, N.Y. GIANTS 16Win
9/6/93	WASHINGTON 35, Dallas 16Loss	10/16/23	DALLAS 20, LA Chargers 17Win
12/6/93	DALLAS 23, Philadelphia 17Win	11/18/24	Houston 34, DALLAS 10Loss
9/19/94	Detroit 20, DALLAS 17 (OT)Loss	12/9/24	Cincinnati 27, DALLAS 20Loss
11/7/94	DALLAS 38, N.Y. Giants 10Win			
12/19/94	Dallas 24, NEW ORLEANS 16Win		Postseason (1-0)	
9/4/95	Dallas 35, N.Y. GIANTS 0Win	1/16/23	Dallas 31, TAMPA BAY 14Win

Monday Night Games (1-2)

Date	Result	Win/Loss	TV	Date	Result	Win/Loss	TV
10/4/65	ST. LOUIS 20, Dallas 13Loss			Postseason (1-1)		
10/28/68	Green Bay 28, DALLAS 17Loss	CBS	12/26/77	DALLAS 37, Chicago 7Win	CBS
10/27/69	DALLAS 25, New York 3Win	CBS	12/26/83	LA Rams 24, DALLAS 17Loss	CBS
	(prior to the 1970 creation of ABC MNF)				ALL CAPS signifies home team		

Saturday Games (17-14)

Date	Result	Win/Loss	TV	Date	Result	Win/Loss	TV
9/24/60	Pittsburgh 35, DALLAS 28.....	Loss		12/22/07	Dallas 20, Carolina 13.....	Win	NFLN
9/14/63	St. Louis 34, DALLAS 7.....	Loss		12/20/08	Baltimore 33, DALLAS 24.....	Loss	NFLN
9/12/64	St. Louis 16, DALLAS 6.....	Loss		12/19/09	Dallas 24, NEW ORLEANS 17.....	Win	NFLN
12/11/65	DALLAS 27, St. Louis 13.....	Win	CBS	12/25/10	ARIZONA 27, Dallas 26.....	Loss	NFLN
12/16/67	SAN FRANCISCO 24, Dallas 16.....	Loss	CBS	12/17/11	Dallas 31, TAMPA BAY 15.....	Win	NFLN
12/13/69	DALLAS 27, Baltimore 10.....	Win	CBS	12/24/11	Philadelphia 20, DALLAS 7.....	Loss	FOX
12/12/70	Dallas 6, CLEVELAND 2.....	Win	CBS	12/19/15	N.Y. Jets 19, DALLAS 16.....	Loss	NFLN
12/4/71	DALLAS 52, N.Y. Jets 10.....	Win	NBC	1/8/22	Dallas 51, PHILADELPHIA 26.....	Win	ESPN
12/18/71	DALLAS 31, St. Louis 12.....	Win	CBS	12/30/23	DALLAS 20, Detroit 19.....	Win	ESPN
12/9/72	DALLAS 34, Washington 24.....	Win	CBS	Postseason (6-6)			
12/7/74	DALLAS 41, Cleveland 17.....	Win	NBC	12/21/68	CLEVELAND 31, Dallas 20.....	Loss	CBS
12/14/74	OAKLAND 27, Dallas 23.....	Loss	ABC	12/26/70	DALLAS 5, Detroit 0.....	Win	CBS
12/13/75	DALLAS 31, Washington 10.....	Win	CBS	12/25/71	Dallas 20, MINNESOTA 12.....	Win	CBS
12/8/79	Dallas 24, PHILADELPHIA 17.....	Win	CBS	12/23/72	Dallas 30, SAN FRANCISCO 28.....	Win	CBS
12/19/81	N.Y. GIANTS 13, Dallas 10 (OT).....	Loss	CBS	12/30/78	DALLAS 27, Atlanta 20.....	Win	CBS
12/16/89	N.Y. GIANTS 15, Dallas 0.....	Loss	CBS	1/2/82	DALLAS 38, Tampa Bay 0.....	Win	CBS
12/18/93	Dallas 28, N.Y. Jets 7.....	Win	CBS	1/22/83	WASHINGTON 31, Dallas 17.....	Loss	CBS
12/10/94	Cleveland 19, DALLAS 14.....	Loss	NBC	1/4/86	LA RAMS 20, Dallas 0.....	Loss	CBS
12/24/94	N.Y. GIANTS 15, Dallas 10.....	Loss	FOX	12/28/96	DALLAS 40, Minnesota 15.....	Win	ABC
12/21/02	Philadelphia 27, DALLAS 3.....	Loss	ESPN	1/2/99	Arizona 20, DALLAS 7.....	Loss	ABC
12/24/05	Dallas 24, CAROLINA 20.....	Win	FOX	1/3/04	CAROLINA 29, Dallas 10.....	Loss	ABC
12/16/06	Dallas 38, ATLANTA 28.....	Win	NFLN	1/6/07	SEATTLE 21, Dallas 20.....	Loss	NBC

All-Time Preseason Record (139-155-2)

Arizona.....	1-5	LA Chargers.....	8-10	Home.....	77-61-1	Pendleton.....	0-1
Atlanta.....	1-2	LA Rams.....	12-17	Away.....	44-67	Portland.....	1-3
Baltimore.....	0-1	Miami.....	7-3	Neutral.....	17-20-0	Roanoke.....	0-1
Buffalo.....	1-2	Minnesota.....	6-6-1	Albuquerque.....	0-1	Sacramento.....	0-2
Carolina.....	1-0	New England.....	1-4	Atlanta.....	0-1	San Antonio.....	1-3
Chicago.....	3-5	New Orleans.....	4-3	Bakersfield.....	1-0	Seattle.....	0-1
Cincinnati.....	2-1	New York Giants.....	1-1	Birmingham.....	0-1	Shreveport.....	1-0
Cleveland.....	1-1	New York Jets.....	2-1	Canton.....	3-4	Sioux Falls.....	1-0
College All-Stars.....	1-0	Philadelphia.....	0-0	Chicago.....	1-0	Tulsa.....	2-0
Denver.....	7-9	Pittsburgh.....	7-8	Cleveland.....	0-1	International.....	1-7-1
Detroit.....	3-1-1	San Francisco.....	9-8	Honolulu.....	1-0	London.....	0-1-1
Green Bay.....	6-9	Seattle.....	3-5	Louisville.....	1-0	Mexico City.....	1-2
Houston.....	5-7	Tampa Bay.....	0-1	Memphis.....	1-0	Monterrey.....	1-1
Indianapolis.....	5-5	Tennessee.....	21-13	Minnesota.....	0-1	Tokyo.....	0-2
Jacksonville.....	3-4	Washington.....	0-0	New Orleans.....	1-1	Toronto.....	0-1
Kansas City.....	5-4			Norman.....	1-0		
Las Vegas.....	13-19			Orlando.....	1-0		



Cowboys Indoors On The Road (33-34)

The Dallas Cowboys played their first indoor football game Nov. 24, 1974 in the Houston Astrodome, posting a 10-0 win over the Oilers. Since that date, the Cowboys have gone 33-34 inside on the road during the regular season. The club is 2-3 indoors in the postseason, with two of the wins coming in Super Bowls.

Dome Game Results

Arizona Cardinals (2-3)

11/12/06	Dallas 27, ARIZONA 10	Win
10/12/08	ARIZONA 30, Dallas 24 (OT)	Loss
12/25/10	ARIZONA 27, Dallas 26	Loss
9/25/17	Dallas 28, ARIZONA 17	Win
9/24/23	ARIZONA 28, Dallas 16	Loss

Atlanta Falcons (4-5)

12/21/92	Dallas 41, ATLANTA 17	Win
11/21/93	ATLANTA 27, Dallas 14	Loss
10/29/95	Dallas 28, ATLANTA 13	Win
11/11/01	ATLANTA 20, Dallas 13	Loss
12/16/06	Dallas 38, ATLANTA 28	Win
11/4/12	ATLANTA 19, Dallas 13	Loss
11/12/17	ATLANTA 27, Dallas 7	Loss
11/18/18	Dallas 22, ATLANTA 19	Win
11/3/24	ATLANTA 27, Dallas 21	Loss

Detroit Lions (6-7)

10/6/75	Dallas 36, DETROIT 10	Win
11/15/81	DETROIT 27, Dallas 24	Loss
9/15/85	DETROIT 26, Dallas 21	Loss
9/14/86	Dallas 31, Detroit 7	Win
11/8/87	DETROIT 27, Dallas 17	Loss
10/27/91	DETROIT 34, Dallas 10	Loss
11/8/92	Dallas 37, DETROIT 3	Win
1/6/02	DETROIT 15, Dallas 10	Loss
11/3/02	DETROIT 9, Dallas 7	Loss
10/19/03	Dallas 38, DETROIT 7	Win
12/9/07	Dallas 28, DETROIT 27	Win
10/27/13	DETROIT 31, Dallas 30	Loss
11/17/19	Dallas 27, DETROIT 35	Win

Houston Texans (1-2)

9/8/02	HOUSTON 19, Dallas 10	Loss
9/26/10	Dallas 27, HOUSTON 13	Win
10/7/18	HOUSTON 19, Dallas 16 (OT)	Loss

Indianapolis Colts (2-3)

10/10/93	Dallas 27, Indianapolis 3	Win
10/31/99	INDIANAPOLIS 34, Dallas 24	Loss
11/17/02	INDIANAPOLIS 20, Dallas 3	Loss
12/5/10	Dallas 38, INDIANAPOLIS 35 (OT)	Win
12/16/18	INDIANAPOLIS 23, Dallas 0	Loss

Minnesota Vikings (6-4)

1/3/83	MINNESOTA 31, Dallas 27	Loss
10/2/83	Dallas 37, MINNESOTA 24	Win
12/12/93	Dallas 37, MINNESOTA 20	Win
9/17/95	Dallas 23, MINNESOTA 17 (OT)	Win

Minnesota Vikings, cont.

11/8/99	MINNESOTA 27, Dallas 17	Loss
9/12/04	MINNESOTA 35, Dallas 17	Loss
10/17/10	MINNESOTA 24, Dallas 21	Loss
12/1/16	Dallas 17, MINNESOTA 15	Win
11/22/20	Dallas 31, MINNESOTA 28	Win
10/31/21	Dallas 20, MINNESOTA 16	Win
11/20/22	Dallas 40, MINNESOTA 3	Win

New Orleans Saints (4-8)

9/19/76	Dallas 24, NEW ORLEANS 6	Win
10/3/88	NEW ORLEANS 20, Dallas 17	Loss
9/10/89	NEW ORLEANS 28, Dallas 0	Loss
12/19/94	Dallas 24, NEW ORLEANS 16	Win
12/6/98	NEW ORLEANS 22, Dallas 3	Loss
12/24/99	NEW ORLEANS 31, Dallas 24	Loss
12/28/03	NEW ORLEANS 13, Dallas 7	Loss
12/19/09	Dallas 24, NEW ORLEANS 17	Win
11/10/13	NEW ORLEANS 49, Dallas 17	Loss
10/4/15	NEW ORLEANS 26, Dallas 20 (OT)	Loss
9/29/19	NEW ORLEANS 12, Dallas 10	Loss
12/2/21	Dallas 27, NEW ORLEANS 17	Win

St. Louis Rams (2-1)

9/29/02	Dallas 13, ST. LOUIS 10	Win
10/19/08	ST. LOUIS 34, Dallas 14	Loss
9/21/14	Dallas 34, ST. LOUIS 31	Win

Seattle Seahawks (2-0)

10/3/76	Dallas 28, SEATTLE 13	Win
12/4/83	Dallas 35, SEATTLE 10	Win

Houston Oilers (3-1)

11/24/74	Dallas 10, HOUSTON 0	Win
12/13/82	Dallas 37, HOUSTON 7	Win
9/29/85	Dallas 17, HOUSTON 10	Win
11/10/91	HOUSTON 26, Dallas 23 (OT)	Loss

Postseason (2-3)

Super Bowl XII – New Orleans, Superdome

1/15/78	Dallas 27, Denver 10	Win
---------	----------------------	-----

NFC Divisional Playoffs

1/5/92	DETROIT 38, Dallas 6	Loss
--------	----------------------	------

Super Bowl XXVIII – Atlanta, Georgia Dome

1/30/94	Dallas 30, Buffalo 13	Win
---------	-----------------------	-----

NFC Wild Card Game

1/9/00	MINNESOTA 27, Dallas 10	Loss
--------	-------------------------	------

NFC Divisional Playoff Game

1/17/10	MINNESOTA 34, Dallas 3	Loss
---------	------------------------	------

AT&T Stadium (76-54)

The Dallas Cowboys played their first game at AT&T Stadium on Sept. 20, 2009 against the N.Y. Giants. Dallas dropped the contest 31-33 but pulled off its first win at the new venue the next week with a 21-7 decision over the Carolina Panthers. Since opening the stadium, Dallas owns a 76-54 regular season record and a 3-3 postseason record at the stadium. With the stadium's retractable roof and end zone doors, Dallas has played indoors as well as outdoors in the stadium. Below is a look at how the club has fared in each of the stadium's configurations:

Fully Closed Stadium (52-34)

9/28/09	Dallas 21, Carolina 7	Win
10/25/09	Dallas 37, Atlanta 21	Win
1/3/10	Dallas 24, Philadelphia 0	Win
9/19/10	Chicago 27, Dallas 20	Loss
10/10/10	Tennessee 34, Dallas 27	Loss
10/31/10	Jacksonville 35, Dallas 17	Loss
11/21/10	Dallas 35, Detroit 19	Win
11/25/10	New Orleans 30, Dallas 27	Loss
12/12/10	Philadelphia 30, Dallas 27	Loss
12/19/10	Detroit 34, Dallas 30	Loss
10/23/11	Dallas 34, St. Louis 7	Win
11/6/11	Dallas 23, Seattle 13	Win
11/13/11	Dallas 44, Buffalo 7	Win

12/11/11	N.Y. Giants 37, Dallas 34	Loss
12/24/11	Philadelphia 20, Dallas 7	Loss
9/23/12	Dallas 16, Tampa Bay 10	Win
9/8/13	Dallas 36, N.Y. Giants 31	Win
9/22/13	Dallas 31, St. Louis 7	Win
10/13/13	Dallas 31, Washington 16	Win
11/28/13	Dallas 31, Oakland 24	Win
12/15/13	Green Bay 37, Dallas 36	Loss
12/29/13	Philadelphia 24, Dallas 22	Loss
9/7/14	San Francisco 28, Dallas 17	Loss
9/28/14	Dallas 38, New Orleans 17	Win
10/5/14	Dallas 20, Houston 17 (OT)	Win
10/27/14	Washington 20, Dallas 17 (OT)	Loss
11/27/14	Philadelphia 33, Dallas 10	Loss

12/21/14	Dallas 42, Indianapolis 7	Win
9/13/15	Dallas 27, N.Y. Giants 26	Win
9/27/15	Atlanta 39, DALLAS 28	Loss
10/11/15	New England 30, DALLAS 6	Loss
11/1/15	Seattle 13, DALLAS 12	Loss
11/26/15	Carolina 33, DALLAS 14	Loss
1/3/16	Washington 34, DALLAS 23	Loss
9/11/16	New York 20, DALLAS 19	Loss
9/25/16	Dallas 31, Chicago 17	Win
11/20/16	Dallas 27, Baltimore 17	Win
11/24/16	Dallas 31, Washington 26	Win
12/18/16	Dallas 26, Tampa Bay 20	Win
12/26/16	Dallas 42, Detroit 21	Win
9/10/17	Dallas 19, N.Y. Giants 3	Win

Fully Closed, cont.

10/1/17	LA Rams 35, Dallas, 30.....Loss
10/8/17	Green Bay 35, Dallas 31.....Loss
11/5/17	Dallas 28, Kansas City 17.....Win
11/23/17	LA Chargers 28, Dallas 6.....Loss
12/24/17	Seattle 21, Dallas 12.....Loss
9/16/18	Dallas 20, N.Y. Giants 13.....Win
9/30/18	Dallas 25, Detroit 24.....Win
10/14/18	Dallas 40, Jacksonville 7.....Win
11/22/18	Dallas 31, Washington 22.....Win
12/9/18	Dallas 29, Philadelphia 23 (OT).....Win
12/23/18	Dallas 27, Tampa Bay 20.....Win
9/8/19	Dallas 31, N.Y. Giants 17.....Win
9/22/19	Dallas 31, Miami 6.....Win
10/6/19	Green Bay 34, Dallas 24.....Loss
10/20/19	Dallas 37, Philadelphia 10.....Win
11/28/19	Buffalo 26, Dallas 15.....Loss
12/29/19	Dallas 47, Washington 16.....Win
10/10/21	Dallas 44, N.Y. Giants 20.....Win
11/25/21	Las Vegas 36, Dallas 33 (OT).....Loss
12/26/21	Dallas 56, Washington 14.....Win
1/2/22	Arizona 25, Dallas 22.....Loss
9/11/22	Tampa Bay 19, Dallas 3.....Loss
9/18/22	Dallas 20, Cincinnati 17.....Win
10/2/22	Dallas 25, Washington 10.....Win
10/23/22	Dallas 24, Detroit 6.....Win
11/24/22	Dallas 28, N.Y. Giants 20.....Win
12/4/22	Dallas 54, Indianapolis 19.....Win
11/21/22	Dallas 27, Houston 23.....Win
12/21/22	Dallas 40, Philadelphia 34.....Win
9/17/23	Dallas 30, N.Y. Jets 10.....Win
10/1/23	Dallas 38, New England 3.....Win
10/29/23	Dallas 43, LA Rams 20.....Win
11/12/23	Dallas 49, N.Y. Giants 17.....Win
11/23/23	Dallas 45, Washington 10.....Win

11/30/23	Dallas 41, Seattle 35.....Win
12/10/23	Dallas 33, Philadelphia 13.....Win
12/30/23	Dallas 20, Detroit 19.....Win
9/15/24	New Orleans 44, Dallas 19.....Loss
9/22/24	Baltimore 28, Dallas 25.....Loss
10/13/24	Detroit 47, Dallas 9.....Loss
11/10/24	Philadelphia 34, Dallas 6.....Loss
11/18/24	Houston 34, Dallas 10.....Loss
11/28/24	Dallas 27, N.Y. Giants 20.....Win
12/22/24	Dallas 26, Tampa Bay 24.....Win
1/5/25	Washington 23, Dallas 19.....Loss

Fully Open Stadium (12-11)

9/20/09	N.Y. Giants 33, Dallas 31.....Loss
11/26/09	Dallas 24, Oakland 7.....Win
12/13/09	San Diego 20, Dallas 17.....Loss
10/25/10	N.Y. Giants 41, Dallas 35.....Loss
10/1/12	Chicago 34, Dallas 18.....Loss
10/28/12	N.Y. Giants 29, Dallas 24.....Loss
11/18/12	Dallas 23, Cleveland 20 (OT).....Win
11/22/12	Washington 38, Dallas 31.....Loss
12/12/12	Dallas 38, Philadelphia 33.....Win
12/16/12	Dallas 27, Pittsburgh 24 (OT).....Win
12/23/12	New Orleans 34, Dallas 31 (OT).....Loss
11/3/13	Dallas 27, Minnesota 23.....Win
10/30/16	Dallas 29, Philadelphia 23 (OT).....Win
11/30/17	Dallas 38, Washington 14.....Win
11/5/18	Tennessee 28, Dallas 14.....Loss
11/29/18	Dallas 13, New Orleans 10.....Win
10/19/20	Arizona 38, Dallas 10.....Loss
11/8/20	Pittsburgh 24, Dallas 19.....Loss
11/26/20	Washington 41, Dallas 16.....Loss
12/20/20	Dallas 41, San Francisco 33.....Win
12/27/20	Dallas 37, Philadelphia 17.....Win
9/27/21	Dallas 41, Philadelphia 21.....Win
10/30/22	Dallas 49, Chicago 29.....Win

Roof Open, Doors Closed (2-6)

12/19/10	Dallas 33, Washington 30.....Win
9/26/11	Dallas 18, Washington 16.....Win
11/2/14	Arizona 28, Dallas 17.....Loss
11/8/15	Philadelphia 33, Dallas 27 (OT).....Loss
12/19/15	N.Y. Jets 19, Dallas 16.....Loss
11/19/17	Philadelphia 37, Dallas 9.....Loss
11/10/19	Minnesota 28, Dallas 24.....Loss
12/9/24	Cincinnati 20, Dallas 27.....Loss

Doors Open, Roof Closed (10-3)

11/1/09	Dallas 37, Seattle 17.....Win
11/24/11	Dallas 20, Miami 19.....Win
11/22/09	Dallas 7, Washington 6.....Win
10/6/13	Denver 51, Dallas 48.....Loss
10/19/14	Dallas 31, N.Y. Giants 21.....Win
10/9/16	Dallas 28, Cincinnati 14.....Win
12/15/19	Dallas 44, LA Rams 21.....Win
9/20/20	Dallas 40, Atlanta 39.....Win
10/4/20	Cleveland 49, Dallas 38.....Loss
10/11/20	Dallas 37, N.Y. Giants 34.....Win
10/3/21	Dallas 36, Carolina 28.....Win
11/7/21	Denver 30, Dallas 16.....Loss
11/14/21	Dallas 43, Atlanta 3.....Win

Postseason (3-3)

Fully Closed Stadium (3-3)

1/9/10	Dallas 34, Philadelphia 14.....Win
1/4/15	Dallas 24, Detroit 20.....Win
1/15/17	Green Bay 34, Dallas 31.....Loss
1/5/19	Dallas 24, Seattle 22.....Win
1/16/22	San Francisco 23, Dallas 17.....Loss
1/14/24	Green Bay 48, Dallas 32.....Loss

COWBOYS OVERTIME GAMES

The Cowboys have played in 44 regular season overtime games with a record of 23-21 since the NFL adopted the extra session in 1974.

Score by Quarters

	1	2	3	4	OT	Total	Winning Score
<i>Sept. 28, 1975 at Texas Stadium</i>							
*St. Louis.....	0	3	14	14	0	— 31	
DALLAS.....	0	7	21	3	6	— 37	DuPree 3 pass from Staubach at 7:07
<i>Nov. 2, 1975 at RFK Stadium</i>							
*Dallas.....	0	17	0	7	0	— 24	
WASHINGTON.....	3	7	7	7	6	— 30	Kilmer 1 run at 8:26
<i>Sept. 18, 1977 at Metropolitan Stadium</i>							
*Dallas.....	0	3	0	7	6	— 16	
MINNESOTA.....	7	0	0	3	0	— 10	Staubach 4 run at 8:46
<i>Oct. 15, 1978 at Busch Stadium</i>							
*Dallas.....	0	7	14	0	3	— 24	
ST. LOUIS.....	7	7	0	7	0	— 21	FG Septien 47 at 11:32
<i>Dec. 19, 1981 at Giants Stadium</i>							
*Dallas.....	0	0	0	10	0	— 10	
N.Y. GIANTS.....	0	0	7	3	3	— 13	FG Danelo 35 at 8:41
<i>Oct. 9, 1983 at Texas Stadium</i>							
*Tampa Bay.....	10	0	7	7	0	— 24	
DALLAS.....	7	7	3	7	3	— 27	FG Septien 42 at 10:22
<i>Oct. 21, 1984 at Texas Stadium</i>							
*New Orleans.....	0	17	10	0	0	— 27	
DALLAS.....	3	0	3	21	3	— 30	FG Septien 41 at 11:18
<i>Nov. 15, 1987 at Sullivan Stadium</i>							
*Dallas.....	7	7	0	3	6	— 23	
NEW ENGLAND.....	0	7	0	10	0	— 17	Walker 60 run at 13:10
<i>Nov. 26, 1987 at Texas Stadium</i>							
*Minnesota.....	14	7	7	10	6	— 44	
DALLAS.....	0	14	10	14	0	— 38	Nelson 24 run at 7:09
<i>Nov. 10, 1991 at The Astrodome</i>							
*Dallas.....	10	3	3	7	0	— 23	
HOUSTON.....	0	10	3	10	3	— 26	FG Del Greco 23 at 0:29
<i>Jan. 2, 1994 at Giants Stadium</i>							
*Dallas.....	3	10	0	0	3	— 16	
N.Y. GIANTS.....	0	0	10	3	0	— 13	FG Murray 41 at 4:16
<i>Sept. 19, 1994 at Texas Stadium</i>							
*Detroit.....	3	7	7	0	3	— 20	
DALLAS.....	7	0	3	7	0	— 17	FG Hanson 44 at 0:27
<i>Sept. 17, 1995 at Hubert H. Humphrey Metrodome</i>							
*Dallas.....	6	3	0	8	6	— 23	
MINNESOTA.....	3	7	0	7	0	— 17	Smith 31 run at 12:34
<i>Nov. 10, 1996 at 3Com Park</i>							
*Dallas.....	0	7	0	10	3	— 20	
SAN FRANCISCO.....	10	0	0	7	0	— 17	FG Boniol 29 at 8:43

COWBOYS OVERTIME GAMES, cont.

STAFF
PLAYERS
2024 SEASON
RECORDS
PLAYOFF RECORDS
OVERTIME GAMES
SIDELINES

	Score by Quarters						
	1	2	3	4	OT	—	Total
<i>Sept. 7, 1997 at Sun Devil Stadium</i>							
*Dallas.....	6	13	3	0	0	—	22
ARIZONA.....	0	7	7	8	3	—	25
<i>Sept. 12, 1999 at Redskins Stadium</i>							
Dallas.....	7	7	0	21	6	—	41
*WASHINGTON.....	3	10	22	0	0	—	35
<i>Oct. 1, 2000 at Ericsson Stadium</i>							
*Dallas.....	0	10	3	0	3	—	16
CAROLINA.....	0	10	0	3	0	—	13
<i>Oct. 29, 2000 at Texas Stadium</i>							
*Jacksonville.....	0	17	0	0	6	—	23
DALLAS.....	7	0	3	7	0	—	17
<i>Nov. 5, 2000 at Veterans Stadium</i>							
Dallas.....	0	7	3	3	0	—	13
*PHILADELPHIA.....	0	0	0	13	3	—	16
<i>Nov. 4, 2001 at Giants Stadium</i>							
*Dallas.....	10	14	0	0	0	—	24
N.Y. GIANTS.....	0	7	7	10	3	—	27
<i>Oct. 20, 2002 at Sun Devil Stadium</i>							
Dallas.....	0	0	6	0	0	—	6
ARIZONA.....	3	3	0	0	3	—	9
<i>Sept. 15, 2003 at Giants Stadium</i>							
*Dallas.....	7	13	6	6	3	—	35
N.Y. GIANTS.....	7	0	7	18	0	—	32
<i>Oct. 16, 2005 at Texas Stadium</i>							
N.Y. Giants.....	3	3	0	7	0	—	13
*DALLAS.....	0	7	0	6	3	—	16
<i>Nov. 24, 2005 at Texas Stadium</i>							
*Denver.....	7	7	7	0	3	—	24
DALLAS.....	7	7	0	7	0	—	21
<i>Oct. 12, 2008 at University of Phoenix Stadium</i>							
Dallas.....	0	7	7	10	0	—	24
ARIZONA.....	7	0	7	10	6	—	30
<i>Oct. 11, 2009 at Arrowhead Stadium</i>							
Dallas.....	0	3	7	10	6	—	26
*KANSAS CITY.....	0	10	3	7	0	—	20
<i>Dec. 5, 2010 at Lucas Oil Stadium</i>							
Dallas.....	10	7	10	8	3	—	38
*INDIANAPOLIS.....	0	7	7	21	0	—	35
<i>Sept. 18, 2011 at Candlestick Park</i>							
Dallas.....	0	7	7	10	3	—	27
*SAN FRANCISCO.....	0	14	7	3	0	—	24
<i>Nov. 20, 2011 at FedEx Field</i>							
Dallas.....	7	3	0	14	3	—	27
*WASHINGTON.....	0	14	3	7	0	—	24
<i>Dec. 4, 2011 at University of Phoenix Stadium</i>							
Dallas.....	0	10	3	0	0	—	13
ARIZONA.....	3	0	3	7	6	—	19
<i>Nov. 18, 2012 at AT&T Stadium</i>							
Cleveland.....	7	6	0	7	0	—	20
*DALLAS.....	0	0	3	17	3	—	23
<i>Dec. 16, 2012 at AT&T Stadium</i>							
*Pittsburgh.....	0	10	7	7	0	—	24
DALLAS.....	3	7	7	7	3	—	27
<i>Dec. 23, 2012 at AT&T Stadium</i>							
New Orleans.....	7	10	7	7	3	—	34
* DALLAS.....	0	14	3	14	0	—	31
<i>Oct. 5, 2014 at AT&T Stadium</i>							
*Houston.....	0	0	7	10	0	—	17
DALLAS.....	0	3	7	7	3	—	20
<i>Oct. 27, 2014 at AT&T Stadium</i>							
*Washington.....	3	0	7	7	3	—	20
DALLAS.....	0	7	3	7	0	—	17
<i>Oct. 4, 2015 at Mercedes-Benz Superdome</i>							
Dallas.....	3	7	3	7	0	—	20
NEW ORLEANS.....	7	0	6	7	6	—	26
<i>Nov. 8, 2015 at AT&T Stadium</i>							
*Philadelphia.....	0	7	7	13	6	—	33
DALLAS.....	7	0	7	13	0	—	27
<i>Oct. 30, 2016 at AT&T Stadium</i>							
Philadelphia.....	3	10	7	3	0	—	23
*DALLAS.....	7	3	3	10	6	—	29
<i>Oct. 7, 2018 at NRG Stadium</i>							
*Dallas.....	6	0	7	3	0	—	16
HOUSTON.....	0	10	3	3	3	—	19
<i>Dec. 9, 2018 at AT&T Stadium</i>							
Philadelphia.....	0	0	6	17	0	—	23
*DALLAS.....	3	3	3	14	6	—	29

	Score by Quarters							
	1	2	3	4	OT	—	Total	Winning Score
<i>Oct. 17, 2021 at Gillette Stadium</i>								
DALLAS	7	3	7	12	6	—	35	Lamb 35 pass from Prescott at 3:52
*New England.....	14	0	0	15	0	—	29	
<i>Nov. 25, 2021 at AT&T Stadium</i>								
LAS VEGAS	14	3	10	6	3	—	36	FG Carlson 29 at 4:12
*Dallas.....	6	7	6	14	0	—	33	
<i>Nov. 13, 2022 at Lambeau Field</i>								
*Dallas.....	0	14	14	0	0	—	28	
GREEN BAY	0	14	0	14	3	—	31	FG Crosby 28 at 3:06
<i>Dec. 18, 2022 at TIAA Bank Field</i>								
Dallas.....	7	14	6	7	0	—	34	
* Jacksonville	0	7	17	10	6	—	40	Jenkins 52 interception return at 6:52

*Won toss to begin overtime

Bold indicates Dallas win



Cowboys in the Hall of Fame

Twenty-two members of the Pro Football Hall of Fame in Canton, Ohio, have been elected based on their accomplishments with the Cowboys – Bob Lilly in 1980, Roger Staubach in 1985, Tom Landry in 1990, Tex Schramm in 1991, Tony Dorsett and Randy White in 1994, Mel Renfro in 1996, Troy Aikman and Rayfield Wright in 2006, Michael Irvin in 2007, Bob Hayes in 2009, Emmitt Smith in 2010, Deion Sanders in 2011, Larry Allen in 2013, Charles Haley in 2015, Jerry Jones in 2017, Gil Brandt in 2019, Jimmy Johnson and Cliff Harris in 2020, Drew Pearson in 2021 and Chuck Howley and DeMarcus Ware in 2023. In addition, eight others with ties to the Cowboys have also been enshrined in Canton: Herb Adderley (1980), Lance Alworth (1978), Mike Ditka (1988), Forrest Gregg (1977), Tommy McDonald (1998), Terrell Owens (2018), Bill Parcells (2013) and Jackie Smith (1994).



8

★ TROY AIKMAN ★ Quarterback, 1989-2000 INDUCTED – 2006

In 12 NFL seasons, Troy Aikman became one of the game's great quarterbacks. As just the third player in NFL history to lead a team to three Super Bowl victories, Aikman rewrote virtually every passing record in Cowboys history. He closed his career with 94 regular season wins, including 90 in the decade of the 1990s – making him the winningest starting quarterback of any decade in NFL history to that point (Joe Montana held the record with 86 wins in the 1980s).

Along with that mark, Aikman held or was tied for 47 Dallas passing records, including the club's career records for attempts (4,715), completions (2,898), passing yards (32,942), touchdowns (165) and completion percentage (61.5% – third best in NFL history at the time of his retirement). He also posted a then club-high 13 regular season 300-yard passing games during his career.

Along the way to these marks, Aikman guided Dallas from the cellar of 1-15 in 1989 to six NFC East titles (1992-96 and 1998), four NFC Championship Games (1992-95) and three Super Bowl titles (XXVII, XXVIII and XXX). He was one of the game's most accurate passers, completing at least 60 percent of his passes in 98-of-165 career games. In the postseason, he reached the 60% completion mark in 12-of-16 games. He completed 70 percent or more of his passes 42 times in his career, with Dallas posting a 37-5 record in those games, and he produced the top six single-season completion percentages in club history.

With his passing accuracy, Aikman was able to establish a club-record with a career interception rate of 2.99% (now held by Dak Prescott, 1.9%). Although not known for his fleet feet, Aikman successfully ran for a first down 49-of-72 times on third or fourth down during career. That ability to avoid the sack also allowed him to post the highest career pass attempts per sack ratio (19.2) in team history. Despite winning just one of his first 15 NFL starts, Aikman went on to start a club-record 180 games (165 regular season) at quarterback and post a 105-75 (.583) record, which includes an impeccable 11-4 mark in the postseason – 3-0 in the Super Bowl.

For his career, Aikman led the Cowboys from behind 16 times in the fourth quarter, including six times in the final 2:00. Another six times, he led the team to wins after the score was tied in the fourth quarter. Five of his game-winning drives came in overtime.

In the postseason Aikman truly shined. His four 300-yard passing days were the third best total in NFL history, and he holds the club records for postseason pass attempts (502), completions (320) and yards (3,849). In addition, Aikman's 23 career postseason passing touchdowns was just one shy of Staubach's club record of 24.

The first overall choice in the 1989 draft out of UCLA, Aikman completed 64.8 percent of his passes for 5,298 yards and 41 touchdowns while throwing only 17 interceptions in two seasons as the starter. He finished his career as the third rated passer in NCAA history. The All-America led the Bruins to a 20-4 record, including wins in the 1987 Aloha Bowl and the 1989 Cotton Bowl. He transferred to UCLA - where he received his degree in sociology in June, 2009 - after two seasons at Oklahoma (1984-85).

Aikman was born Nov. 21, 1966 in West Covina, Calif.

AIKMAN'S ACCOMPLISHMENTS:

- ★ 6-Time Pro Bowl selection
- ★ MVP of Super Bowl XXVII
- ★ Super Bowl XXVII, XXVIII and XXX titles
- ★ 3 NFC Titles
- ★ 6 NFC East Titles
- ★ 1997 NFL Man of the Year
- ★ Held or tied for 47 club passing records
- ★ UCLA Hall of Fame

AIKMAN'S CAREER TOTALS

Year Team	Starting Record								Sacks/		Rating
		Att	Com	Comp %	Yards	TD	Int	Long	Yards		
1989 Dallas.....	0-11	293	155	52.9	1,749	9	18	751	19/155	55.7	
1990 Dallas.....	7-8	399	226	56.6	2,579	11	18	611	39/288	66.6	
1991 Dallas.....	7-5	363	237	65.3	2,754	11	10	61	32/224	86.7	
1992 Dallas.....	13-3	473	302	63.8	3,445	23	14	871	23/112	89.5	
1993 Dallas.....	11-3	392	271	69.1	3,100	15	6	801	26/153	99.0	
1994 Dallas.....	10-4	361	233	64.5	2,676	13	12	90	14/59	84.9	
1995 Dallas.....	12-4	432	280	64.8	3,304	16	7	50	14/89	93.6	
1996 Dallas.....	10-5	465	296	63.7	3,126	12	13	61	18/120	80.1	
1997 Dallas.....	6-10	518	292	56.4	3,282	19	12	641	33/269	78.0	
1998 Dallas.....	7-4	315	187	59.4	2,330	12	5	671	9/58	88.1	
1999 Dallas.....	7-7	442	263	59.5	2,964	17	12	901	19/130	81.5	
2000 Dallas.....	4-7	262	156	59.5	1,632	7	14	48	13/91	64.3	
Totals.....	94-71	4,715	2,898	61.5	32,942	165	141	901	259/1,748	81.6	
Playoffs											
1991 Dallas.....	0-1	16	11	68.8	114	0	1	25	3/26	63.0	
1992 Dallas.....	3-0	89	61	68.5	795	8	0	70	7/43	126.4	
1993 Dallas.....	3-0	82	61	74.4	686	5	3	35	7/28	104.0	
1994 Dallas.....	1-1	83	53	63.9	717	4	4	941	5/35	87.3	
1995 Dallas.....	3-0	80	53	66.3	717	4	1	47	4/25	106.1	
1996 Dallas.....	1-1	65	37	56.9	343	1	4	23	3/26	51.0	
1998 Dallas.....	0-1	49	22	44.9	191	1	3	19	4/27	37.0	
1999 Dallas.....	0-1	38	22	57.9	286	0	1	45	1/8	70.7	
Totals.....	11-5	502	320	63.7	3,849	23	17	941	34/218	88.3	



73 ★ LARRY ALLEN ★

Guard/Tackle, 1994-2005

INDUCTED – 2013

As a member of the NFL's All-Decade team for the 1990s and 2000s, Larry Allen was widely recognized as one of the NFL's premier offensive linemen, and he established himself as one of the most decorated offensive players in Dallas Cowboys and NFL history.

In 14 NFL seasons since being drafted in the second round out of Sonoma State, Allen was named to more Pro Bowls (10) than any other offensive lineman in Cowboys history. He also earned another Pro Bowl berth in 2006 while finishing his career with the San Francisco 49ers, bringing his Pro Bowl total to 11 selections. He was also named All-Pro seven times, six times at guard (1995-97, 1999-01) and once at tackle (1998). With his Pro Bowl selection at tackle in 1998, he became just the third player in league history to be selected to the Pro Bowl at more than one offensive line position during his career, joining Bruce Matthews (guard/center) and Chris Hinton (guard/tackle).

An ankle injury in the second week of the 2002 season limited Allen to five games and snapped his seven-year string of trips to the Pro Bowl, the fourth-longest streak in club history and the standard for Pro Bowl selections by a Dallas offensive lineman at that time. Allen fully recovered from his injury and earned his eighth Pro Bowl selection in 2003, tying Emmitt Smith as the only Dallas offensive player to be selected to eight Pro Bowls. In 2004 he earned his ninth trip to Hawaii, then made his 10th and final appearance in the annual all-star game as a Cowboy in 2005. Allen is tied with Mel Renfro for the second-most Pro Bowl selections by a Cowboy, trailing Bob Lilly (11) and Jason Witten (11).

He played all but one position along the offensive line in his 12 seasons in Dallas, moving between right tackle (1994), right guard (1995-97), left tackle (1997-98) and left guard (1999-03). During his illustrious career in Dallas, Allen was a member of an offensive unit that posted the four lowest sacks allowed totals in club history with 18 in 1995, 19 in 1996 and 1998, and 20 in 1994. He also played a very important part in Smith's race toward the all-time NFL rushing mark, having blocked for eight of Smith's 11 1,000-yard rushing seasons. Smith gained 11,463 of his 17,162 career yards with Dallas after Allen joined the Cowboys in 1994 and was a pivotal member of the Super Bowl XXX Champion team in 1995.

With a career-best bench press of 700 pounds and a squat lift of 900 pounds, Allen is also considered to be the strongest man to ever play professional football. After missing most of 2002 with a sprained left ankle that required surgery to remove bone spurs, Allen went on to start 48 straight games before signing and playing for two seasons (2006-07) with San Francisco where he started the final 27 games of his career. Allen started 197-of-203 career games played.

Allen was born Nov. 27, 1971 in Los Angeles, Calif., and died on June 2, 2024.

ALLEN'S ACCOMPLISHMENTS:

- ★ 11-time Pro Bowl selection
- ★ 7-time All Pro
- ★ Super Bowl XXX title
- ★ 2 NFC Championships
- ★ 4 Division Titles
- ★ 1990s and 2000s member of NFL's All-Decade Teams
- ★ Blocked for eight of Emmitt Smith's 11 1,000-yard seasons



Larry Allen became the second Cowboys offensive lineman selected to both the Pro Football Hall of Fame and the Ring of Honor at AT&T Stadium. He joined Rayfield Wright as the only two.



★ GIL BRANDT ★ Vice President of Player Personnel, 1960-88 INDUCTED – 2019

From the inception of the Dallas Cowboys in 1960, to 13 division titles, two Super Bowl titles and 20 consecutive winning seasons, Gil Brandt was behind the scenes as the man responsible for finding the next Cowboys cornerstone player. Throughout his tenure with the Dallas Cowboys, Brandt oversaw the acquisition of 15 of the 19 players who are currently in the Ring of Honor - including two undrafted free agents in Cliff Harris and Drew Pearson, a pair of seventh round selections in Rayfield Wright and Bob Hayes, and a 10th round draft choice by the name of Roger Staubach. From that group, nine men also earned induction into the Pro Football Hall of Fame.

In 30 years with the Cowboys, Brandt distinguished himself at the top of his profession - as an innovator - and someone who set the standard for excellence in the area of player personnel. Whether it be introducing computers and technology into the player evaluation process, negotiating contracts, or inviting 80 undrafted rookie free agents to training camp every year, Brandt brought new and creative philosophies to player acquisition that were copied by many teams in the NFL - and are still being used today.


Brandt was the first person to introduce computers to scouting. He worked with IBM to build a scoring system that assigned a numerical value to players, giving the Cowboys a more efficient way of evaluating talent. These numerical grades were then stored in punch cards and were input into the IBM mainframe so the Cowboys could average the scores of many scouting reports for a particular player and then assign players ranks. This system helped identify high-value players in the lower rounds of the NFL Draft, such as running back Herschel Walker in the fifth round of the 1985 draft and defensive tackle Chad Hennings in the 11th round of the 1988 draft. Brandt also mined NFL talent from unusual places, such as the basketball court or the track and field complex, discovering players like four-time All-Pro cornerback Cornell Green and Pro Football Hall of Fame wide receiver Bob Hayes. Brandt helped field the team that came to win two Super Bowls under Tom Landry by combining these technological advances in scouting and developing the Cowboys system based heavily on numbers and statistics.

In the 30-plus years that passed since 1989, Brandt became one of the greatest ambassadors for not only the Cowboys, but for the entire National Football League. Each year, he worked at the NFL Combine, the Super Bowl, the NFL Draft, and at the Pro Football Hall of Fame induction, handling a wide variety of duties. In all, Brandt was involved with professional football for over 60 years, a remarkable achievement that continued until his passing. He is credited with helping to create the NFL Scouting Combine, and he was solely responsible for overseeing player invitations to the NFL draft.

Brandt was born March 4, 1932 in Milwaukee, Wisc., and died on Aug. 31, 2023.

BRANDT'S ACCOMPLISHMENTS:

- ★ 20 Consecutive Winning Seasons (1966-85)
- ★ 13 Divisional Titles
- ★ Super Bowl VI and XII Titles
- ★ Helped Create the NFL Scouting Combine
- ★ Modernized Scouting Methods Using Technology
- ★ Drafted Nine Hall of Fame Players





33 ★ TONY DORSETT ★

Running Back, 1977-87

INDUCTED – 1994

Tony Dorsett arrived in Dallas in 1977 via a draft-day deal the Cowboys swung with the Seattle Seahawks for the sole intention of selecting the Heisman Trophy winner from the University of Pittsburgh. Then Cowboys president and General Manager Tex Schramm paid what seemed like a bundle for the right to draft Dorsett: one first-round, and three second-round choices. Following an 11-year career in Dallas, he indeed proved to be a steal of a deal for an eventual Pro Football Hall of Fame player.

The Dorsett deal paid dividends in his very first year with the Cowboys, as the four-time All-American picked up where he left off in college, rushing for 1,007 yards to earn NFL Offensive Rookie of the Year honors and at the time, set the rushing bar for rookie running backs in Dallas.

"A lot of the people said I wouldn't last in this league," Dorsett said in 1987. "I was the skinny little kid from Aliquippa, Pa., who wasn't supposed to make it."

Dorsett did make it, in fact he became one of the greatest running backs in NFL history. On Sept. 26, 1988 while playing his final NFL season with the Denver Broncos, Dorsett moved into second place on the NFL all-time rushing list with 12,306 rushing yards, and eventually finished his career with 12,739 yards. At the time, Dorsett trailed only Walter Payton when he retired after suffering a knee injury the following summer, but now ranks 10th behind Emmitt Smith, Payton, Frank Gore, Barry Sanders, Adrian Peterson, Curtis Martin, LaDainian Tomlinson, Jerome Bettis and Eric Dickerson.

By the time Dorsett completed his 12-year career, he had collected a victory in Super Bowl XII, four Pro Bowl selections, one All-Pro honor and three All-NFC selections.

One of the most notable moments of Dorsett's career came on Jan. 2, 1983, before a Monday Night Football television audience playing against the Minnesota Vikings. Dorsett received a handoff from quarterback Danny White and proceeded to run 99-yards for a touchdown, thus recording an unbreakable NFL record. Dorsett's greatest season came in 1981 when he rushed for 1,646 yards, a franchise record at the time, a total that now ranks fourth all-time.

"When he came to us, we hadn't had a strong running attack for about three years," Hall of Fame quarterback Roger Staubach once said. "Tony Dorsett is one of the greatest backs in NFL history."

Dorsett was the Heisman Trophy winner in 1976 and was the first Pitt football player to have his jersey retired. Dorsett left Pitt as a four-time All-American and four-time 1,000-yard rusher. His final collegiate highlight was a 27-3 victory over Georgia in the Sugar Bowl to claim the national title.

In 1994 Dorsett became the ninth Cowboys player inducted into the Ring of Honor, and that same year he was inducted into the Pro Football Hall of Fame.

He was born April 7, 1954, in Rochester, Pa.

DORSETT'S ACCOMPLISHMENTS:

- ★ 4-Time Pro Bowl selection
- ★ 1-Time All-Pro
- ★ NFL Offensive Rookie of the Year
- ★ 3 All-NFC selections
- ★ Super Bowl XII Title
- ★ NFL Record 99-yard TD Run (Jan. 3, 1983 at Minnesota)
- ★ 10th All-Time NFL Career Rushing (12,739)
- ★ 1976 Heisman Trophy (University of Pittsburgh)

DORSETT'S CAREER TOTALS

Year Team	GP	RUSHING					RECEIVING					
		Att	Yds	Avg	Long	TD	Rec	Yds	Avg	Long	TD	
1977 Dallas	14	208	1,007	4.8	84t	12	29	273	9.4	23	1	
1978 Dallas	16	290	1,325	4.6	63	7	37	378	10.2	91t	2	
1979 Dallas	14	250	1,107	4.4	41	6	45	375	8.3	32	1	
1980 Dallas	15	278	1,185	4.3	56	11	34	263	7.7	27	0	
1981 Dallas	16	342	1,646	4.8	75t	4	32	325	10.2	73t	2	
1982 Dallas	9	177	745	4.2	99t	5	24	179	7.5	18	0	
1983 Dallas	16	289	1,321	4.6	77	8	40	287	7.2	24	1	
1984 Dallas	16	302	1,189	3.9	31t	6	6	51	45.9	9.0	68t	1
1985 Dallas	16	305	1,307	4.3	60t	7	46	449	9.8	56t	3	
1986 Dallas	13	184	748	4.1	33	5	25	267	10.7	30t	1	
1987 Dallas	12	130	456	3.5	24	1	19	177	9.3	33	1	
1988 Denver	16	181	703	3.9	26	5	16	122	7.6	16	0	
Totals	173	2,936	12,739	4.3	99t	77	398	3,554	8.9	91t	13	



94 ★ CHARLES HALEY ★

Defensive End, 1992-1996

INDUCTED – 2015

One of the most gifted pass rushers in his time in the NFL, Charles Haley left Dallas as the only player in league history to collect five Super Bowl rings. A mainstay on the Cowboys defensive line since arriving in Dallas via a trade with San Francisco in 1992, Haley earned his final ring in a 27-17 win over Pittsburgh in Super Bowl XXX. As a starter on Super Bowl contenders from his first day in the league, Haley played on 11 playoff teams in his 12 years in the league. Haley joined the San Francisco 49ers in 1986 as the team's fourth round draft pick (96th overall) and developed into one of the NFL's most devastating pass rushers during a career split between the 49ers and Cowboys.

Haley was a member of two 49ers championship teams (Super Bowls XXIII and XXIV) before his trade to Dallas. He earned three more Super Bowl rings during his first four seasons with the Cowboys.

Haley began his NFL career at linebacker and led San Francisco in sacks in each of his first six seasons. He recorded four double-digit sack totals with the 49ers, including 12.0 sacks as a rookie and a career-high and NFC-leading 16.0 sacks in 1990. He was moved to defensive end after his trade to Dallas and continued to excel at pressuring the quarterback. He added two more double-digit sack seasons in 1994 (12.5) and 1995 (10.5). Haley then suffered a serious back injury in 1996 that limited him to just five games. He retired after undergoing surgery. However, after a two-year hiatus, Haley re-signed with the 49ers as a backup defensive end for two playoff games in 1998. He came back to play one final season in 1999 and added 3.0 sacks to his career total.

When he walked away for the final time, Haley had amassed 100.5 sacks during his 169-game career. He was twice named NFC Defensive Player of the Year (1990 and 1994), voted to five Pro Bowls and named All-Pro two times, once as a linebacker and once as a defensive end. He played in six NFC championship games over a seven-season period. He started at left outside linebacker for the 49ers in the 1988, 1989, and 1990 games and at right defensive end for the Cowboys in the conference championships in 1992, 1993, and 1994. He was inactive for the Cowboys victory in the 1995 NFC Championship Game.

Haley was a member of 10 division championship teams during his 12-season NFL career. His final season marked the only year he played on a team with a losing record. Prior to that, the fewest number of wins in a season any 49ers and Cowboys team recorded with Haley on the roster was 10.


Haley was born Jan. 6, 1964 in Gladys, Va.

HALEY'S ACCOMPLISHMENTS:

- ★ Super Bowl XIII, XXIV, XXVII, XXVIII and XXX titles
- ★ 5-time Pro Bowl selection
- ★ 2-time All Pro
- ★ 19th player in NFL history to top 100.0 career sacks
- ★ 2-time NFC Defensive Player of the Year (1990 and 1994)

HALEY'S CAREER TOTALS

Year Team	GP-GS	DEFENSE										INTERCEPTIONS					FUMBLES REC				
		ST	AT	TT	Sks	Tkl/ Ls	Prs	PBU	FF	No	Yds	Avg	Lg	TD	No	Yds	Avg	Lg	TD		
1986 San Francisco	16-1	49	10	--	59	12.0	-	-	3	4	1	8	8.0	8	0	1	0	0.0	0	0	
1987 San Francisco	12-2	21	4	--	25	6.5	-	-	3	1	0	0	0.0	0	0	0	0	0.0	0	0	
1988 San Francisco	16-14	50	19	--	69	11.5	-	-	4	1	0	0	0.0	0	0	2	0	0.0	0	0	
1989 San Francisco	16-16	43	14	--	57	10.5	-	-	6	3	0	0	0.0	0	0	1	3	3.0	3t	1	
1990 San Francisco	16-16	52	6	--	58	16.0	-	-	9	3	0	0	0.0	0	0	1	0	0.0	0	0	
1991 San Francisco	14-14	46	7	--	53	7.0	-	-	6	2	0	0	0.0	0	0	1	3	3.0	3	0	
1992 Dallas.....	15-13	21	18	--	39	6.0	2(-3)	42	2	2	0	0	0.0	0	0	0	0	0.0	0	0	
1993 Dallas.....	14-11	30	11	--	41	4.0	6(-17)	28	2	3	0	0	0.0	0	0	1	0	0.0	0	0	
1994 Dallas.....	16-16	49	19	--	68	12.5	9(-22)	52	2	3	1	1	1.0	1	0	0	0	0.0	0	0	
1995 Dallas.....	13-11	30	5	--	35	10.5	1(-3)	33	1	2	0	0	0.0	0	0	0	0	0.0	0	0	
1996 Dallas.....	5-5	7	0	--	7	1.0	2(-6)	5	0	1	0	0	0.0	0	0	0	0	0.0	0	0	
1998 San Francisco...	0-0	0	0	--	0	0.0	-	0	0	0	0	0	0.0	0	0	0	0	0.0	0	0	
1999 San Francisco	16-0	7	1	--	8	3.0	-	3	0	0	0	0	0.0	0	0	0	0	0.0	0	0	
Totals	169-119	405	114	--	519	100.5	20(-51)	160	41	25	2	9	4.5	8	0	7	6	0.6	3t	1	



43 ★ CLIFF HARRIS ★

Safety, 1970-79

INDUCTED - 2020

Arriving in Dallas in 1970 as an undrafted free agent from tiny Ouachita Baptist in Arkansas, Cliff Harris went on to crack the starting lineup as a rookie, before missing time to military service. Harris then started the next nine consecutive years and earned six consecutive Pro Bowls and was named to four straight All-NFL teams.

A key member of two Super Bowl winning teams, and teams that earned three more trips to Super Bowls in the 70s, Harris was at his best in the postseason, finishing his career with six interceptions in 21 playoff games and earned a spot on the 1970s NFL All-Decade Team.

Harris, who earned the nickname "Captain Crash" by his teammates for his punishing hits and reckless pursuit of ball carriers, finished his 10-year Cowboys career with 29 interceptions and 16 fumble recoveries - tied for second in team history. Harris also guided the defense to a top-10 finish in each of his 10 seasons with Dallas, including the best defense in the league in 1977. When he retired, his 29 interceptions ranked fifth on the team's all-time interceptions list.

Early in his career, Harris saw time returning kickoffs and punts, averaging a career-best 28.4 yards-per-kickoff return in 1971. Over the five years in which he saw time as a returner (1970-74), he took back 63 kickoffs for 1,622 yards (25.7) and 66 punts for 418 yards (6.3) with 29 fair catches.

He led or tied for the team lead in interceptions three times (1974, 1977, 1979), kickoff returns twice (1971-72) and punt returns twice (1971-72), and his six postseason interceptions rank third in Cowboys history.

Upon retiring, Harris' name popped up on a few league records - tied for the most Super Bowl games by an individual (five), most postseason fumble recoveries (four) and tied for the most postseason games (21).

Harris was also inducted into the NAIA Hall of Fame in Kansas City in 1978.

He was born Nov. 12, 1948 in Fayetteville, Ark.

HARRIS' ACCOMPLISHMENTS:

- ★ 6-Time Pro Bowl selection
- ★ 7 NFC Championship Games
- ★ 4 All-NFL Teams
- ★ 1970s All-Decade Team
- ★ Super Bowl VI and XII titles
- ★ 22.1 yards-per-kickoff return, club playoff record
- ★ 5 Super Bowl appearances
- ★ 4 postseason fumble recoveries, club playoff record
- ★ 7 NFC East titles
- ★ Tied for second in club history with 16 fumble recoveries

HARRIS' CAREER TOTALS

Year Team	GP-GS	INTERCEPTIONS					DEFENSE FUMBLES REC					KICKOFF RETURNS					PUNT RETURNS						
		No	Yds	Avg	Lg	TD	No	Yds	Avg	Lg	TD	No	Yds	Avg	Lg	TD	No	Yds	Avg	FC	Lg	TD	
1970 Dallas.....	11-5	2	66	33.0	60	0	3	31	10.3	31	0	1	22	22.0	22	0	0	0	0.0	0	0	0	0
1971 Dallas.....	14-11	2	0	0.0	0	0	3	-6	-2.0	-6	0	29	823	28.4	77	0	17	129	7.6	8	35	0	
1972 Dallas.....	14-14	3	40	13.3	23	0	2	13	6.5	13	0	26	615	23.7	44	0	19	78	4.1	16	21	0	
1973 Dallas.....	14-14	2	9	4.5	5	0	0	0	0.0	0	0	6	148	24.7	33	0	3	20	6.7	3	12	0	
1974 Dallas.....	14-14	3	8	2.7	8	0	2	36	18.0	19	0	1	14	14.0	14	0	26	193	7.4	2	19	0	
1975 Dallas.....	14-14	3	58	19.3	27	1	2	0	0.0	0	0	0	0	0.0	0	0	0	0.0	0	0	0	0	
1976 Dallas.....	14-12	3	32	10.7	29	0	0	0	0.0	0	0	0	0	0.0	0	0	0	0.0	0	0	0	0	
1977 Dallas.....	14-14	5	7	1.4	7	0	0	0	0.0	0	0	0	0	0.0	0	0	1	-2	-2.0	0	-2	0	
1978 Dallas.....	16-16	4	26	6.5	23	0	2	17	8.5	17	0	0	0	0.0	0	0	0	0	0.0	0	0	0	
1979 Dallas.....	16-16	2	35	17.5	20	0	2	0	0.0	0	0	0	0	0.0	0	0	0	0	0.0	0	0	0	
Totals	141-130	29	281	9.7	60	1	16	91	5.7	31	0	63	1,622	25.7	77	0	66	418	6.3	29	35	0	
Playoffs																							
1970 Dallas.....	3-0	0	0	0.0	0	0	1	0	0.0	0	0	1	18	18.0	18	0	0	0	0.0	0	0	0	0
1971 Dallas.....	3-3	2	32	16.0	30	0	0	0	0.0	0	0	2	40	20.0	21	0	1	1	1.0	2	1	0	
1972 Dallas.....	2-2	0	0	0.0	0	0	1	0	0.0	0	0	5	112	22.4	33	0	0	0	0.0	0	0	0	0
1973 Dallas.....	2-2	0	0	0.0	0	0	1	0	0.0	0	0	3	73	24.3	34	0	0	0	0.0	0	0	0	0
1974 Dallas.....	0-0	0	0	0.0	0	0	0	0	0.0	0	0	0	0	0.0	0	0	0	0	0.0	0	0	0	0
1975 Dallas.....	3-3	1	22	22.0	22	0	0	0	0.0	0	0	0	0	0.0	0	0	3	14	4.7	0	9	0	
1976 Dallas.....	1-1	0	0	0.0	0	0	0	0	0.0	0	0	0	0	0.0	0	0	0	0	0.0	0	0	0	0
1977 Dallas.....	3-3	0	0	0.0	0	0	1	0	0.0	0	0	0	0	0.0	0	0	0	0	0.0	0	0	0	0
1978 Dallas.....	3-3	2	27	13.5	22	0	0	0	0.0	0	0	0	0	0.0	0	0	0	0	0.0	0	0	0	0
1979 Dallas.....	1-1	1	22	22.0	22	0	0	0	0.0	0	0	0	0	0.0	0	0	0	0	0.0	0	0	0	0
Totals	21-18	6	103	17.2	30	0	4	0	0.0	0	0	11	243	22.1	34	0	4	15	3.8	2	9	0	



22

★ **BOB HAYES** ★
Wide Receiver, 1965-74
INDUCTED – 2009

In his 10 seasons with the Dallas Cowboys, "Bullet" Bob Hayes revolutionized the wide receiver position and the way defenses would play in the NFL. He began his 11-year NFL career after winning two Olympic gold medals at the 1964 Olympic Games in Tokyo, Japan. He tied the world record (10.06 seconds) in the 100-meter dash and claimed his second gold medal running the anchor leg of the 400-meter relay to earn the title of "The World's Fastest Human." He arrived in Dallas in similar fashion to become -- and remain -- the only rookie in franchise history to ever lead the team in receptions (46), receiving yards (1,003) and a rookie club record of 12 touchdown receptions as a rookie are currently tied for fifth in league history. His speed and threat of being able to go long forced teams to install the zone defense to corral Hayes.

Hayes finished his Cowboys career with 365 catches (eighth), for 7,295 yards (sixth) and 71 touchdowns (second). In club record books, Hayes still holds team receiving marks for most points in a game (24, tied), most touchdowns in a game (four, tied), longest reception (95t), highest career receiving average (20.0), highest single-season receiving average (26.1), touchdowns in a season by a rookie (12) and touchdowns in a game (four, tied).

Hayes was also a threat as a punt returner, returning 104 punts (fifth in team history) for 1,158 yards (fourth) and three touchdowns (tied for second). His 11.1 yard-per-return average is second in team record books only to Deion Sanders (13.3).

Hayes was a three-time Pro Bowl selection and became just the third rookie in club history (Don Perkins -- 1961 and Mel Renfro -- 1964) to be named to the Pro Bowl. He also earned All-Pro selections four times (1965-68) and was inducted into the Dallas Cowboys Ring of Honor in a halftime celebration against San Diego on Sept. 23, 2001.

Hayes split his time between football and track and field at Florida A&M where he became famous as the "World's Fastest Human." In 1963 he set the world record (9.1 seconds) in the 100-yard dash, a record that stood for 11 years.


Hayes was born December 20, 1942 and died on Sept. 18, 2002.

HAYES' ACCOMPLISHMENTS:

- ★ 3-Time Pro Bowl selection
- ★ Super Bowl VI title
- ★ 2 Eastern Conference Titles
- ★ 2 NFC East titles
- ★ 2 NFC titles
- ★ Holds or tied for 15 club records
- ★ 2 Capitol Division Titles
- ★ Won two Olympic gold medals at the 1964 Olympic Games in Tokyo, Japan
- ★ Tied the then world record (10.06 seconds) in the 100-meter dash

HAYES' CAREER TOTALS

Year Team	GP	RECEIVING					PUNT RETURNS					
		Rec	Yds	Avg	Long	TD	Ret	Yds	Avg	FC	Long	TD
1965 Dallas.....	13	46	1,003	21.8	82t	12	12	153	12.8	2	47	0
1966 Dallas.....	14	64	1,232	19.3	95t	13	17	106	6.2	4	18	0
1967 Dallas.....	13	49	998	20.4	64t	10	24	276	11.5	6	69t	1
1968 Dallas.....	14	53	909	17.2	54t	10	15	312	20.8	10	90t	2
1969 Dallas.....	10	40	746	18.7	67t	4	18	178	9.9	5	50	0
1970 Dallas.....	13	34	889	26.1	89t	10	15	116	7.7	7	34	0
1971 Dallas.....	14	35	840	24.0	85t	8	1	5	5.0	0	5	0
1972 Dallas.....	12	15	200	13.3	29	0	0	0	0.0	0	0	0
1973 Dallas.....	13	22	360	16.4	47	3	0	0	0.0	0	0	0
1974 Dallas.....	12	7	118	16.9	35t	1	2	11	5.5	0	6	0
1975 San Francisco..	4	6	119	19.8	36	0	0	0	0.0	0	0	0
Totals.....	132	371	7,414	20.0	95t	71	104	1,158	11.1	34	90t	3
Playoffs												
1966 Dallas.....	1	1	1	1.0	1	0	3	-9	-3.0	0	1	0
1967 Dallas.....	2	8	160	20.0	86t	1	3	141	47.0	2	68	0
1968 Dallas.....	1	5	83	16.6	29	0	0	0	0.0	2	0	0
1969 Dallas.....	1	4	44	11.0	17	0	0	0	0.0	0	0	0
1970 Dallas.....	3	2	61	30.5	41	0	4	17	4.3	2	8	0
1971 Dallas.....	3	7	76	10.9	18	1	2	2	1.0	3	3	0
1972 Dallas.....	2	1	13	13.0	13	0	0	0	0.0	0	0	0
1973 Dallas.....	2	3	54	18.0	29	0	0	0	0.0	0	0	0
Totals.....	15	31	492	15.9	86t	2	12	151	12.6	9	68	0



54 ★ CHUCK HOWLEY ★

Linebacker, 1961-73

INDUCTED – 2023

By the time Chuck Howley retired in 1973, legendary Hall of Fame coach Tom Landry said, "I don't know that I've seen anybody better at linebacker than Howley."

Howley almost didn't play professional football for 15 years. He originally retired from the game after two seasons with the Chicago Bears (1958-59) following a knee injury that cost him the entire 1960 season.

Still passionate about the game, Howley decided to test his knee injury at an alumni game at his alma mater, West Virginia, in 1961. His performance in the alumni game reenergized his appetite for football, and the following season he was traded from Chicago to the Dallas Cowboys, a franchise about to embark on their second season, for two future draft picks.

Howley, who was eligible for the Hall of Fame for more than 40 years, spent his final 13 seasons in Dallas (1961-73) as a leader on the Doomsday Defense. He played in two NFL Championship games and two Super Bowls. A five-time All-Pro and six-time Pro Bowler, Howley intercepted 25 passes and recovered 18 fumbles in 180 career regular season games.

In the Cowboys 13-16 loss to the Baltimore Colts in Super Bowl V, Howley intercepted two passes and recovered a fumble en route to winning Super Bowl MVP. To this day, Howley is still the only player in NFL history to be named Super Bowl MVP from the losing team.

One year later in the 1971 season, Howley led the Cowboys with an interception and fumble recovery while Dallas claimed its first Super Bowl title in a 24-3 win over the Miami Dolphins in Super Bowl VI.

Howley was a five-sport letterman at West Virginia, including the Southern Conference one-meter diving champion, a sprinter on the track team, and he excelled in gymnastics and wrestling. In football, Howley was All-Southern Conference for three years and was named Southern Conference Athlete of the Year his junior year.

He was the fourth player in franchise history to be inducted into the Ring of Honor during halftime of the Cowboys-Lions game on Oct. 30, 1977.

Howley was born June 28, 1936.

HOWLEY'S ACCOMPLISHMENTS:

- ★ 6-Time Pro Bowl selection
- ★ 5-Time All-Pro
- ★ Super Bowl V title
- ★ Only player from the losing team to win Super Bowl MVP
- ★ 2 NFC titles



Chuck Howley was named Super Bowl MVP in the Cowboys 13-16 loss to the Baltimore Colts in Super Bowl V, the only player in NFL history to earn Super Bowl MVP honors in a loss.



88

★ MICHAEL IRVIN ★ Wide Receiver, 1988-99 INDUCTED – 2007

Despite having his career cut short due to a spine injury, Michael Irvin left the NFL following the 1999 season owning or tied for 20 Cowboys receiving records. Those marks included career receptions (750), yardage (11,904) and 100-yard receiving games (47). During his illustrious career, Irvin also etched his name in the NFL record books. In league history, only Jerry Rice (12) and Steve Largent (eight) had recorded more 1,000-yard receiving seasons than the seven produced by Irvin at the time of his retirement. His 11 100-yard receiving games during the 1995 season is still the NFL standard, as is the seven consecutive 100-yard games he produced that same year. Irvin's 47 career 100-yard receiving games are tied for 10th in NFL history, and the Cowboys posted a 36-11 record when Irvin topped the 100-yard mark. In the 1990s, Irvin's consistent ability to achieve at the highest level established his place among the game's elite receivers. He finished his career tied with Charlie Joiner for 10th in NFL history on the all-time reception list, and he was ninth in league history in receiving yardage.

Irvin was selected to five Pro Bowls between 1991-98, giving him two more Pro Bowl appearances than any other wide receiver in club history. He is one of only two Cowboys players (Jason Witten 2007-11) to top 75 catches in five straight seasons (1991-1995), and his reception and yardage totals for six of the years between 1991-98 represent six of the top nine single-season performances in club history: 1997 (75 receptions for 1,180 yards); 1995 (111 for 1,603); 1994 (79 for 1,241), 1993 (88 for 1,330), 1992 (78 for 1,396) and 1991 (93 for 1,523). Irvin also stands alone as the club record holder in terms of most consecutive seasons leading the team in receptions (eight, 1991-98) and most total seasons leading the club in receptions (eight). He led or tied for the team lead in catches in 85 of his last 130 regular season games. Including playoff games, he had a catch of 20-yards-or-more in 121 of the 175 NFL games he played. Irvin's career receiving average of 15.9 is the fourth highest in team history, and he is fourth on the club's all-time receiving touchdown list with 65 - trailing Dez Bryant (73), Witten (72) and Bob Hayes (71).

Of his 750 career regular season catches, 95 went for 20-29 yards, 38 for 30-39, 18 for 40-49, 10 for 50-59 and nine for 60 yards-or-more. After entering the League in 1988, he started 147-of-159 regular season games (163-of-175 including playoffs). Irvin did not miss a start due to injury after the 1990 season, when he was overcoming a 1989 knee injury. Always a clutch performer, he became Troy Aikman's go-to-guy on third or fourth down and prospered, leading the team in catches on third or fourth down for first downs in '92 (22), '93 (16), '94 (20), '95 (27), '97 (23) and '98 (16). He had 165 first down catches on third or fourth down in his last 121 games and 185 after returning from the knee injury in 1990.

His performance in the postseason was every bit as impressive as his consistent play throughout the regular season. His six career 100-yard receiving days in the postseason are two shy of the NFL mark of eight by Jerry Rice. Irvin's 87 postseason receptions place him sixth in NFL playoff history, and his 1,315 postseason receiving yards rank second in league annals behind Rice (2,245).

Irvin was the 11th overall choice in 1988 draft out of Miami, Florida, where in just three seasons as a starter he set career records for catches (143), receiving yards (2,423) and touchdown receptions (26).

Irvin was born March 3, 1966.

IRVIN'S ACCOMPLISHMENTS:

- ★ 5-Time Pro Bowl selection
- ★ Super Bowl XXVII, XXVIII and XXX titles
- ★ 3 NFC Titles
- ★ 6 NFC East Titles
- ★ Held or tied for 20 club receiving records
- ★ 1991 NFL Alumni Wide Receiver of the Year
- ★ 1992 Pro Bowl Most Valuable Player
- ★ Set an NFL record with 11 100-yard receiving games in 1995

IRVIN'S CAREER TOTALS

Year Team	GP-GS	RECEIVING				
		Rec	Yds	Avg	Long	TD
1988 Dallas.....	14-10	32	654	20.4	611	5
1989 Dallas.....	6-6	26	378	14.5	651	2
1990 Dallas.....	12-7	20	413	20.7	611	5
1991 Dallas.....	16-16	93	1,523	16.4	661	8
1992 Dallas.....	16-14	78	1,396	17.9	871	7
1993 Dallas.....	16-16	88	1,330	15.1	611	7
1994 Dallas.....	16-16	79	1,241	15.7	651	6
1995 Dallas.....	16-16	111	1,603	14.4	50	10
1996 Dallas.....	11-11	64	962	15.0	61	2
1997 Dallas.....	16-16	75	1,180	15.7	55	9
1998 Dallas.....	16-15	74	1,057	14.3	51	1
1999 Dallas.....	4-4	10	167	16.7	371	3
Totals	159-147	750	11,904	15.9	871	65
Playoffs						
1991 Dallas.....	2-2	9	167	18.6	25	0
1992 Dallas.....	3-3	18	288	16.0	33	2
1993 Dallas.....	3-3	16	215	13.4	27	1
1994 Dallas.....	2-2	18	303	16.8	531	2
1995 Dallas.....	3-3	13	185	14.2	361	3
1996 Dallas.....	2-2	9	125	13.9	22	0
1998 Dallas.....	1-1	4	32	8.0	11	0
Totals	16-16	87	1,315	15.1	53	8





★ JIMMY JOHNSON ★

Head Coach, 1989-93

INDUCTED – 2020

Jimmy Johnson was named the first Cowboys head coach under then new owner Jerry Jones in 1989. He arrived in the pro ranks after a very successful collegiate coaching career that included a national championship with the University of Miami.

In five seasons with the Cowboys, Johnson guided the team to two Super Bowl championships. In his first season in Dallas, Johnson's team finished 1-15, then 7-9 in 1990 before making a return to the playoffs in 1991 with an 11-5 finish.

The Cowboys then returned to the top of the NFL in 1992 and 1993 with back-to-back Super Bowl titles. Both seasons, Dallas claimed NFC Eastern Division titles, defeated the San Francisco 49ers in the NFC Championship game and overcame the Buffalo Bills in the Super Bowl.

On a personal front, Johnson was named NFL Coach of the Year by the Associated Press following the 1990 season after the team posted a 7-9 finish, narrowly missing the postseason by one game.

Johnson's 1992 team finished with a team-record 13 wins en route to an NFC Eastern Division crown. Dallas beat the Eagles in the Divisional round, followed by a win over the 49ers in the NFC Conference Championship. Dallas' return to the Super Bowl was highlighted by a 52-17 win over the Bills - the team's first league title since the 1977 season.

The following season, the defending NFL champion Dallas Cowboys entered the playoffs as the NFC's number one seed with 12-4 regular season finish. Dallas handed the Green Bay Packers a loss, then beat the 49ers to earn a rematch with the Bills in Super Bowl XXVIII. The Cowboys dealt Buffalo a 30-13 loss to claim Dallas' fourth Super Bowl championship.

Johnson left Dallas after compiling a 44-36 regular season record (.550 winning percentage) and an impressive 7-1 postseason mark (.875). He coached 10 Pro Bowl players who earned a combined 22 Pro Bowl selections in his five seasons in Dallas. Johnson also coached five future Hall of Famers in the peak of their careers - Troy Aikman, Larry Allen, Charles Haley, Michael Irvin and Emmitt Smith.

He returned to the NFL sidelines as the head coach of the Miami Dolphins (1996). After Miami finished 8-8 in Johnson's first year, the club strung together three consecutive winning seasons and playoff berths. Johnson's best season in Miami came in 1998 when his defense led the league in fewest points allowed (265) and led the league in interceptions (29), finishing with a 10-6 record.

In total, Johnson's regular season NFL record was 80-64, and his club's were 9-4 in the playoffs for an overall mark of 89-68-0.

Johnson was born July 16, 1943 in Port Arthur, Texas.

JOHNSON'S ACCOMPLISHMENTS:

- ★ Super Bowl XXVII and XXVIII Titles
- ★ Three playoff appearances in five years
- ★ 1990 NFL Coach of the Year
- ★ 7-1 postseason record (.850)

JOHNSON'S CAREER TOTALS

Year Team	W	L	T	Pct	Place	Playoffs
1989 Dallas.....	1	15	0	.063	5 NFC-East	-
1990 Dallas.....	7	9	0	.438	4 NFC-East	-
1991 Dallas.....	11	5	0	.688	1 NFC-East	1-1
1992 Dallas.....	13	3	0	.813	1 NFC-East*	3-0
1993 Dallas.....	12	4	0	.750	1 NFC-East*	3-0
Cowboys Total.....	44	36	0	.550		7-1
1996 Miami.....	8	8	0	.50	4 AFC-East	-
1997 Miami.....	9	7	0	.625	2 AFC-East	0-1
1998 Miami.....	10	6	0	.438	2 AFC-East	1-1
1999 Miami.....	9	7	0	.467	3 AFC-East	1-1
Dolphins Total.....	36	28	0	.563		2-3
Career Total.....	80	64	0	.556		9-4

* Super Bowl Victories



★ JERRY JONES ★ Owner/President/General Manager, 1989-Present INDUCTED – 2017

Recognized around the NFL as one of his era's most influential and passionate owners, Jerry Jones was selected for induction to the Pro Football Hall of Fame as a contributor in February of 2017.

In addition to becoming the first NFL owner to lead his franchise to three Super Bowl titles (1992, 93 and 95) in a four year period of time, Jones' efforts in the areas of sports marketing, promotion, stadium development, and network television negotiations created a lasting imprint on the landscape of the NFL and the American sports culture.

Since his purchase of the Cowboys in 1989, the team has won 13 division titles, while advancing to the postseason 18 times and reaching the NFC Championship game four times.

As Dallas' general manager, Jones has overseen personnel efforts that include the acquisition of 63 different players who have combined for a collective total of 184 Pro Bowl appearances as Cowboys. Seven Cowboys players from Jones' tenure of ownership have been inducted into the Pro Football Hall of Fame -- Troy Aikman, Michael Irvin, Emmitt Smith, Deion Sanders, Larry Allen, Charles Haley and DeMarcus Ware - while Jones has served as the presenter for four of those men: Irvin, Smith, Allen and Ware.

The lasting landmarks to Jones' legacy of promoting and protecting the future of the sport of football can be seen in the conception and construction of AT&T Stadium in Arlington, Texas and The Star in Frisco, Texas. The stadium, which opened in 2009, has a capacity of over 100,000 and is the largest and most technologically sound indoor/outdoor stadium in the world. The Star, which serves as the world training headquarters for the Dallas Cowboys, is a state-of-the-art venue that enjoys a first-of-its-kind partnership with its surrounding community in Frisco, Texas, and the young men and women who compete in athletics at the high school and youth sports levels.

On the league level, Jones has served lengthy stints on nearly every significant NFL ownership committee, including the Competition Committee, the Broadcast Committee, the Management Council's Executive Committee, the Health and Safety Advisory Committee, and he is currently the chairman of the NFL Network and Pro Football Hall of Fame Committees.

Born on October 13, 1942, Jones' connections to the game of football go back to his playing days at North Little Rock High School. He then earned a scholarship to play at the University of Arkansas where he was a co-captain of the 1964 Razorbacks' national championship team.

Jones, who became the 15th NFL owner to be selected for induction into the Hall of Fame, is the only man in football history to both play for a collegiate national championship football team and own a Super Bowl winning club.

Jones was born on Oct. 13, 1942 in Los Angeles, Calif.

JONES' ACCOMPLISHMENTS:

- ★ Super Bowl XXVII, XXVIII and XXX Titles
- ★ A collective total of more than 100 years served on 15 different NFL ownership committees (1989-present)
- ★ Opening of AT&T Stadium in Arlington, TX (2009)
- ★ Sports Executive of the Year, SBJ (2009)
- ★ AT&T Stadium, SBJ's Sports Facility of the Year (2009)
- ★ NFL Executive of the Year, PFWA (2014)
- ★ Opening of The Star in Frisco, TX (2016)
- ★ Lifetime Achievement Award Winner, SBJ (2017)
- ★ Partnership with Salvation Army (1997-present)





★ **TOM LANDRY** ★
Head Coach, 1960-88
INDUCTED – 1990

Tom Landry paced the sidelines as the “only head coach” in Dallas Cowboys history for 29 years in his trademark fedora. By the time Landry’s coaching career ended following the 1988 season, he had compiled a 270-178-6 record, then the third most wins in NFL history.

That distinguished career was good enough for Landry to gain entry into the Pro Football Hall of Fame in 1990 and the Cowboys Ring of Honor in 1993, thanks to leading the Cowboys to two Super Bowl titles, five Super Bowl appearances, five NFC Championships, 13 division titles and an incredible 20 consecutive winning seasons.

“This team has always played for me,” Landry said. “That was the key to why I continued coaching. If they wouldn’t play for me, I would have been out a long time ago. They always played hard and tried hard.”

Landry’s head coaching career did not start out very smoothly, coming over from the N.Y. Giants staff to take over the expansion Cowboys in 1960. That first year ended with an 0-11-1 in 1960, the tie coming against Landry’s former team the Giants, preventing the Cowboys from going winless. The Cowboys went on to suffer through losing seasons in the first five years, before going 7-7 in 1965.

But from that point on, Landry turned the franchise into “America’s Team,” the Cowboys reeling off 20 consecutive winning seasons from 1966-85, one of the longest winning streaks in all of professional sports.

As a player-coach with the Giants before coming to the Cowboys, Landry helped to develop what would eventually become a base defense in the NFL, the 4-3. It was innovations like this that caught the attention of Cowboys owner Clint Murchison Jr. and president Tex Schramm when it came time to select the franchise’s first head coach.

As head coach of the Cowboys, Landry introduced more innovations to the game, including offensive motion. Very seldom did the Cowboys run a play from the formation they initially lined up in after breaking the huddle. Landry brought back the shotgun formation, popularized situational substitutions and concocted the “Flex” defense.

Walking the sidelines characteristically stoic, Landry was always thinking a couple of plays ahead and what the long-term effects of each play he called might be. He coached football as if it were a chess match, positioning his team in the best way to win in the end. And in the end, no one coached with more success for a longer period of time than Landry. That success was the impetus for Landry’s induction into Pro Football Hall of Fame less than two years after he coached his last game.

The legendary coach, born Sept. 11, 1924, in Mission, Texas, died Feb. 12, 2000 of leukemia.

LANDRY’S ACCOMPLISHMENTS:

- ★ 20 Consecutive Winning Seasons (1966-85)
- ★ 13 Divisional Titles
- ★ Super Bowl VI and XII Titles
- ★ 1966 NFL Coach of the Year
- ★ 2 NFL Championship game appearances
- ★ 1975 NFC Coach of the Year
- ★ 5 NFC Titles

LANDRY’S CAREER TOTALS

Year	W	L	T	Pct	Place	Playoff
1960	0	11	1	.000	7 NFL-East	-
1961	4	9	1	.308	6 NFL-East	-
1962	5	8	1	.385	5 NFL-East	-
1963	4	10	0	.286	5 NFL-East	-
1964	5	8	1	.385	5 NFL-East	-
1965	7	7	0	.500	2 NFL-East	-
1966	10	3	1	.769	1 NFL-East	**0-1
1967	9	5	0	.643	1 NFL-Capitol	**1-1
1968	12	2	0	.857	1 NFL-Capitol	0-1
1969	11	2	1	.846	1 NFL-Capitol	0-1
1970	10	4	0	.714	1 NFC-East	*2-1
1971	11	3	0	.786	1 NFC-East	*3-0
1972	10	4	0	.714	2 NFC-East	1-1
1973	10	4	0	.714	1 NFC-East	1-1
1974	8	6	0	.571	3 NFC-East	-
1975	10	4	0	.714	2 NFC-East	*2-1
1976	11	3	0	.786	1 NFC-East	0-1
1977	12	2	0	.857	1 NFC-East	*3-0
1978	12	4	0	.750	1 NFC-East	**2-1
1979	11	5	0	.688	1 NFC-East	0-1
1980	12	4	0	.750	2 NFC-East	2-1
1981	12	4	0	.750	1 NFC-East	1-1
1982	6	3	0	.667	2 NFC-East	***2-1
1983	12	4	0	.750	2 NFC-East	0-1
1984	9	7	0	.563	4 NFC-East	-
1985	10	6	0	.625	1 NFC-East	0-1
1986	7	9	0	.438	3 NFC-East	-
1987	7	8	0	.467	2 NFC-East	-
1988	3	13	0	.188	5 NFC-East	-
Total	250	162	6	.605		20-16

* Super Bowl Appearance ** NFL Championship Game Appearance *** NFL strike-shortened season



74

★ BOB LILLY ★
Defensive Tackle, 1961-74
INDUCTED – 1980

Before earning the nickname "Mr. Cowboy," Bob Lilly was the first player ever drafted by the Dallas Cowboys in 1961. So it is fitting that Lilly not only became the first Cowboys player inducted into the Ring of Honor in 1975, but also became the franchise's first player inducted into the Pro Football Hall of Fame in 1980.

During the course of 14 seasons with the Cowboys, Lilly was named Rookie of the Year in 1961, was selected to the Pro Bowl a club-record-tying 11-times (Jason Witten) – 10 consecutive selections between 1964-74 – was named to the All-Pro team seven times and played in two Super Bowls, including the club's very first Super Bowl victory, 24-3 over Miami in Super Bowl VI.

As the foundation of the famed "Doomsday Defense," Lilly's intensity was readily apparent in an infamous scene after the Cowboys Super Bowl V loss to the Baltimore Colts when he ripped his helmet off and hurled it into the air. The following year, the Lilly-led Cowboys defense held Miami to only a field goal in Super Bowl VI, the fewest points every given up in Super Bowl history.

"The competition is what I love," Lilly once said. "That makes me a lot more intense. Personalities don't enter into it at all. My objective is to get the man with the ball. Nobody better get in my way."

Lilly is the Cowboys all-time leader in consecutive games played at 196, is tied for second with 14 seasons played and second all-time with 194 games started. Lilly led the Cowboys in sacks three consecutive years, beginning with his rookie season.

"A man like that comes along once in a lifetime," late Cowboys head coach Tom Landry said in 1972. "He is something a little bit more than great. Nobody is better than Bob Lilly."

Lilly was a two-time All-American defensive end at Texas Christian University and a two-time all-Southwest Conference team selection.


He was born July 26, 1939, in Olney, Texas.

LILLY'S ACCOMPLISHMENTS:

- ★ 11-Time Pro Bowl selection (Tied for Franchise Record)
- ★ 7-Time All-Pro
- ★ NFL 75th Anniversary Team
- ★ AFL-NFL 25-year Anniversary Team
- ★ National Football Foundation Hall of Fame
- ★ Super Bowl VI Title
- ★ 2 NFC Titles
- ★ 4 Eastern Conference Titles
- ★ November 23, 1975 declared "Bob Lilly Day" in Dallas, Texas
- ★ College Football Hall of Fame



Bob Lilly was the first Cowboys player inducted into the Pro Football Hall of Fame in 1980.



88 ★ DREW PEARSON ★

Wide Receiver, 1973-83

INDUCTED – 2021

Drew Pearson played 11 seasons with the Dallas Cowboys, beginning a long-standing tradition of greatness from players to don the number 88 jersey. A former undrafted free agent, Pearson was named to the All-Decade Team of the 1970s as he earned a niche as one of the top clutch receivers in football history, best exemplified by his 50-yard touchdown connection with Roger Staubach in what would be dubbed as the first ever Hail Mary play.

He led the team in receptions and receiving yards four consecutive seasons (1974-77) and recorded two 1,000-yard campaigns. In an era where passing offenses had not yet evolved into high powered aerial attacks, Pearson soared past his offensive peers, posting the most 800-yard receiving seasons (five) of any player in the 70s - including two 1,000-yard campaigns that were tied for the most by any player - and six seasons with 40-or-more catches to tie for the second-most.

Over the course of 156 games in Dallas, Pearson totaled 489 catches for 7,822 yards and 48 touchdowns, becoming the third Cowboys player to surpass 7,000-career yards. Combined with his 189 rushing yards, Pearson was the first Cowboys player to ever reach 8,000 scrimmage yards, and to this day, is only one-of-seven Cowboys players to reach that mark. Pearson ranks fifth in Cowboys history with a career average of 16.0 yards-per-reception. Pearson had a penchant for scoring long touchdowns, and of his 48 career touchdowns through the air, he scored 22 from 20-plus yards.

He has a resume filled with memorable game-winning catches. In 1980 he became the Cowboys all-time leading receiver in receptions, and in 1983, he took the top spot for receiving yards. He is littered through team and league postseason record books, including a catch in a club-record 22 consecutive playoff games. Pearson was a member of three Cowboys teams to reach the Super Bowl in the 1970s, winning Super Bowl XII in 1977. His game-winning "Hail Mary" catch against the Vikings in Minnesota in the divisional round of the 1975 playoffs will forever be remembered, as he caught a 50-yard heave from Staubach in the waning moments to give Dallas a 17-14 victory, propelling the Cowboys to an eventual Super Bowl appearance.

A three-time Pro Bowl selection and three-time first-team All-Pro honoree, Pearson led the NFL with 870 receiving yards in 1977. He was inducted in the Cowboys Ring of Honor during halftime of the Cowboys-Seahawks game on Nov. 6, 2011.

Pearson played collegiately at Tulsa, beginning his career as a quarterback before switching to wide receiver as a junior. Pearson received the University's President's Award as the team's "most unselfish" member as a senior, and in 1985 he was inducted into the Tulsa Athletics Hall of Fame.

He was born January 12, 1951, in South River, New Jersey.

PEARSON'S ACCOMPLISHMENTS:

- ★ Three-time Pro Bowl and All-Pro Selection
- ★ Led the Cowboys in receiving four consecutive seasons
- ★ Led NFL with five 800-yard seasons in the 70s
- ★ Club-record 22 consecutive playoff games with a catch
- ★ All-Decade Team of the 1970s
- ★ Super Bowl XII Title

PEARSON'S CAREER TOTALS

Year Team	GP-GS	RECEIVING					RUSHING				
		Rec	Yds	Avg	Long	TD	Att	Yds	Avg	Long	TD
1973 Dallas	14-6	22	388	17.6	40	2	0	0	0.0	0	0
1974 Dallas	14-14	62	1,087	17.5	50t	2	3	6	2.0	22	0
1975 Dallas	14-14	46	822	17.9	46t	8	1	11	11.0	11	0
1976 Dallas	14-14	58	806	13.9	40t	6	2	20	10.0	11	0
1977 Dallas	14-14	48	870	18.1	67t	2	2	22	11.0	11	0
1978 Dallas	16-16	44	714	16.2	53t	3	3	29	9.7	33	0
1979 Dallas	15-14	55	1,026	18.7	56t	8	3	37	9.0	16	0
1980 Dallas	16-15	43	568	13.2	30	6	2	30	15.0	32	0
1981 Dallas	16-15	38	614	16.2	42t	3	3	31	10.3	25	0
1982 Dallas	9-8	26	382	14.7	48	3	0	0	0.0	0	0
1983 Dallas	14-13	47	545	11.6	32	5	2	13	6.5	10	0
Totals	156-143	489	7,822	16.0	67	48	21	186	9.0	33	0
Playoffs											
1973 Dallas	2-2	4	111	27.8	83t	2	0	0	0.0	0	0
1975 Dallas	3-3	11	196	17.8	50t	2	0	0	0.0	0	0
1976 Dallas	1-1	3	38	12.7	22	0	1	4	4.0	4	0
1977 Dallas	3-3	7	113	16.1	31	0	0	0	0.0	0	0
1978 Dallas	3-3	10	167	16.7	39	0	0	0	0.0	0	0
1979 Dallas	1-1	3	61	20.3	29	0	0	0	0.0	0	0
1980 Dallas	3-3	11	165	15.0	23t	3	1	9	9.0	9	0
1981 Dallas	2-1	3	52	17.3	31	0	0	0	0.0	0	0
1982 Dallas	3-3	13	153	11.8	35	1	2	3	1.5	4	0
1983 Dallas	1-1	2	49	24.5	30	0	0	0	0.0	0	0
Totals	22-21	67	1,105	16.5	83	8	4	16	4.0	9	0

ADDITIONAL STATISTICS

Passing – 1974 (1 for 1, 46 yards, 1 TD), 1976 (1 for 1, 39 yards, 1 TD), 1981 (2 for 2, 81 yards, 1 TD), 1982 (1 for 2, 26 yards, 1 INT), 1983 (0 for 1, 1 INT). **Totals: 5 for 7, 192 yards, 3 TD, 2 INT.**

Postseason – 1980 (0 for 1), 1982 (1 for 1, 49 yards). **Totals: 1 for 2, 49 yards.**

Kickoff Returns – 1973 (7 for 155 yards, 22.1).

Punt Returns – 1973 (2 for 13 yards).



20

★ MEL RENFRO ★ Defensive Back, 1964-77 INDUCTED – 1996

Mel Renfro first came to the Cowboys as a highly-acclaimed running back out of the University of Oregon. But Cowboys head coach Tom Landry saw Renfro as a defensive back when they selected him in the second round of the 1964 draft.

And what a defensive back he was during his 14-year career, becoming arguably the best safety/cornerback to ever play for the Cowboys, and one of the best to ever play in the NFL. His 52 career interceptions still stand as a team record, and his 26.4-yard career kickoff-return average is second - both a tribute to his running ability.

The NFL certainly got to know Renfro in a hurry, having been elected to the Pro Bowl in each of his first 10 seasons in the NFL – the first six at free safety and the final four at cornerback. His 10 Pro Bowl appearances are tied for third with Larry Allen, just one behind Bob Lilly (11) and Jason Witten (11) for the Cowboys.

On top of his 10 Pro Bowls, Renfro was a four-time All-Pro, playing in four Super Bowls and eight NFC Championships. He became the fifth member of the exclusive Ring of Honor in 1981, and was finally elected to the Pro Football Hall of Fame in 1996 in his 14th year of eligibility.

Renfro's 14 seasons with the Dallas Cowboys ties him for second in club history, just one shy of the record.

While at Oregon, Renfro led the team in rushing three consecutive years and was a two-time All-American. Despite coming to the NFL as an acclaimed runner, Renfro only ran the ball eight times during his career, all in 1966. Landry saw a free safety first, Renfro still is tied for the franchise lead with two career touchdown returns, and his 30-yard kickoff return average in 1965 still remains as the single-season high.

In the middle of Renfro's All-Pro 1969 season, Landry was uncharacteristically complimentary toward one of his players, calling him "the best in the league at free safety."

But the Cowboys certainly figured out a way to capitalize on Renfro's running ability, having him return punts and kickoffs early in his career. He led the NFL in kickoff and punt returns his rookie season, and had seven interceptions, returning one for a touchdown. Renfro still is tied for the franchise lead with two career touchdown returns, and his 30-yard kickoff return average in 1965 still remains as the single-season high.

But it was interceptions Renfro was best known for during his career. In his first six years at free safety, Renfro totaled 30 interceptions. His interception totals declined somewhat when Landry moved him to cornerback for good in 1970. The decline had more to do with quarterbacks' reluctance to throw his way than any diminishing skills or quickness. His 626 interception return yards still stands as a career record for the Cowboys.

That 1971 Pro Bowl possibly was the greatest indication of Renfro's all-round ability. Not only did he play cornerback, but he also returned two punts for touchdowns, leading the NFC to a 27-6 win and earning the game's Most Valuable Player award. He was born Dec. 30, 1941, in Houston, Texas.

RENFRO'S ACCOMPLISHMENTS:

- ★ 5-Time All-Pro
- ★ 10-Time Pro Bowl selection
- ★ 3-Time All-NFC
- ★ Cowboys Career Record 52 interceptions
- ★ Cowboys Career Record 626 interception return yards
- ★ 2nd in Cowboys history with a 26.4-yard kickoff-return average
- ★ Super Bowl VI and XII Titles
- ★ 4 NFC Championships
- ★ 9 Division Titles
- ★ Consensus All-American, 1962

RENFRO'S CAREER TOTALS

Kickoff Returns				Punt Returns							
No.	Yds.	Avg.	Long	TD	No.	Yds.	Avg.	Long	TD		
Totals	85	2,246	26.4	100t	2	Totals.....	109	842	7.7	69	1
Fumble				Interceptions							
Rec.	TD	No.	Yds.	Avg.	Long	TD					
Totals	12	3	Totals.....	52	626	12.0	90t	3			

*Official tackle and sack stats not tabulated until 1979.



21 ★ DEION SANDERS ★

Cornerback, 1995-99

INDUCTED – 2011

On Sept. 9 1995, the Dallas Cowboys made the biggest free agent move in the franchise's history by signing Deion Sanders to a long term contract. In doing so, Dallas was able to secure the services of one of the most talented cornerbacks in the history of the NFL. His stardom in the NFL was apparent from his first career game when he returned a punt 68 yards for a touchdown. More of that spectacular play continued throughout his 14-season, 188-game career. Sanders, who spent time with five different NFL teams, scored a total of six touchdowns on punt returns, three on kickoff returns, and returned nine interceptions for scores. The multi-faceted athlete also returned one fumble for a touchdown and had 60 receptions for 784 yards and three touchdowns with the Atlanta Falcons (1989-1993), San Francisco 49ers (1994), Dallas Cowboys (1995-99), Washington Redskins (2000) and Baltimore Ravens (2004-05). In all, he recorded 53 interceptions including five with the Ravens when he returned to the field after a three-year retirement.

Sanders was an extremely gifted and versatile athlete, who was also a Major League Baseball player. As a baseball player, Sanders spent time with the New York Yankees (1989-90), Atlanta Braves (1991-94), Cincinnati Reds (1994-95, 1997, 2001) and San Francisco Giants (1995). He is the only man in professional sports to play in both a World Series (batting at a .533 World Series clip with Atlanta in 1992) and in the Super Bowl (with victorious San Francisco and Dallas teams following the 1994 and 1995 seasons). To further validate his versatility, Sanders is the only man in NFL history who has recorded both a pass reception – a 47-yarder, the longest completion of the game in Super Bowl XXX – and an interception – returned for 15 yards in Super Bowl XXIX – in Super Bowl action. After helping the Cowboys win Super Bowl XXX, Sanders announced on Feb. 20, 1996 that he would play football exclusively for the entire 1996 season. As a result, Sanders started 16 regular season games at cornerback and another eight at wide receiver – becoming the first two-way starter in the NFL since the Philadelphia Eagles Chuck Bednarik, who retired in 1962. At the completion of the 1996 football season, Sanders returned to baseball, signing with the Reds, and led the league in stolen bases (56) in the 1997 season before returning to football on a full-time basis in September.

He was selected to eight Pro Bowls, and became a member of the NFL's All-Decade Team of the 1990s as both a cornerback and a punt returner, leading the NFL in punt returns in 1998. He also led the NFC in kickoffs in 1992 and interceptions in 1991 and 1993. He was named first-team All-Pro nine times at cornerback in addition to receiving All-NFL acclaim by some media outlets as a kick returner in 1992 and as a punt returner in 1998. Sanders won two Super Bowls during his career. He started at right cornerback for the 49ers in their 49-26 victory over the San Diego Chargers in Super Bowl XXIX and at left cornerback in the Cowboys 27-17 win over the Pittsburgh Steelers in Super Bowl XXX.

His 23 career touchdowns (including playoffs) have been scored in the following manner: interceptions (nine), pass receptions (three), rushes (one), kickoff returns (three), punt returns (six) and fumble recoveries (one). Sanders holds the NFL record for career touchdowns scored on any type of return with 18. Perhaps the one statistic that supports Sanders' status as one of the game's greatest playmakers is his 25.1-yard career interception average on 53 career thefts (1,331 yards), ranking him seventh all-time. He retired second all-time in interception return yardage (1,331) and tied for second for most interceptions returned for a touchdown in a career (nine) and a season (three). His career-high 303 yards gained on interception returns with the 49ers in 1994 was third best ever in the NFL at the time of his retirement. He also returned three picks for touchdowns (74, 93, 90 yards) that season to become the first player ever to have two 90-yard interception returns for touchdowns in the same season. He was named the NFL's Defensive Player of the Year.

Sanders was originally drafted by Atlanta in the first round (fifth overall) of the 1989 NFL Draft out of Florida State, just behind Troy Aikman (first overall selection in 1989).

Sanders was born Aug. 9, 1967 in Fort Myers, Fla.

SANDERS' ACCOMPLISHMENTS:

- ★ Only man in professional sports to play in both a World Series and in a Super Bowl
- ★ Super Bowl XXIX and XXX Titles
- ★ 8 -Time Pro Bowl selection
- ★ Member of the NFL's All-Decade Team of the 1990s as both a cornerback and a punt returner
- ★ Named first-team All-Pro nine times at cornerback
- ★ Holds the NFL record for career touchdowns scored on any type of return with 18
- ★ 1994 NFL Defensive Player of the Year

SANDERS' CAREER TOTALS

Year Team	GP-GS	DEFENSE							RETURNS										
		ST	AT	TT	INT	Yds	Long	TD	PR	Yds	Avg	Lg	TD	KR	Yds	Avg	Lg	TD	
1989 Atlanta.....	15-10	28	11	-	39	5	52	22	0	28	307	11.0	68	1	35	725	20.7	72	0
1990 Atlanta.....	16-16	31	19	-	50	3	153	82	2	29	250	8.6	79	1	39	851	21.8	50	0
1991 Atlanta.....	15-15	35	14	-	49	6	119	55	1	21	170	8.1	23	0	26	576	22.2	100	1
1992 Atlanta.....	13-12	44	22	-	66	3	105	55	0	13	41	3.2	14	0	40	1,076	26.7	99	2
1993 Atlanta.....	11-10	27	7	-	34	7	91	41	0	2	21	10.5	16	0	7	169	24.1	31	0
1994 San Francisco 14-12		35	2	-	37	6	303	93	3	0	0	0.0	0	0	0	0	0.0	0	0
1995 Dallas.....	9-9	22	6	-	28	2	34	34	0	1	54	54.0	54	0	1	15	15.0	15	0
1996 Dallas.....	16-15	32	13	-	45	2	3	2	0	1	4	4.0	4	0	0	0	0.0	0	0
1997 Dallas.....	13-12	20	9	-	29	2	81	50	1	33	407	12.3	83	1	1	18	18.0	18	0
1998 Dallas.....	11-11	25	3	-	28	5	153	71	1	24	375	15.6	69	2	1	16	16.0	16	0
1999 Dallas.....	14-14	39	4	-	43	3	2	2	0	30	344	11.5	76	1	4	87	21.8	31	0
2000 Washington ...	16-15	39	7	-	46	4	91	32	0	25	185	7.4	57	0	1	-1	-1.0	-1	0
2004 Baltimore.....	9-2	8	1	-	9	3	87	48	1	5	41	8.2	23	0	0	0	0.0	0	0
2005 Baltimore.....	16-4	27	2	-	29	2	57	33	0	0	0	0.0	0	0	0	0	0.0	0	0
Totals.....	188-157	412	120	-	532	53	1,331	93	9	212	2,199	10.4	83	6	155	3,523	22.7	100	3



★ TEX SCHRAMM ★ President and General Manager, 1959-89 INDUCTED – 1991

Texas Earnest Schramm Jr., better known as "Tex," rose to Professional Football Hall of Fame status during his 29 seasons as president and general manager of the Dallas Cowboys, turning a 1960 expansion franchise in Dallas into one of the most successful franchises in NFL history.

With Schramm overseeing the birth and growth of the Cowboys organization, the team reached five Super Bowls, winning two, made 18 playoff appearances and compiled an NFL-record 20 consecutive winning seasons, one of the longest such streaks in all of professional sports.

Schramm was an NFL pioneer and innovator. Under his watch, the Dallas Cowboys were always on the cutting edge with revolutionary ideas and visions. He was instrumental in creating the Dallas Cowboys Cheerleaders, the first of their kind in professional football, developing the Cowboys Ring of Honor and bringing an annual Cowboys Thanksgiving Day game to the nation.

Schramm's work was not just focused on the Dallas Cowboys, as his tireless efforts changed the face of the entire NFL. He was a driving force behind the development and implementation of instant replay, giving the head referee a microphone for penalty announcements, shortening the play-clock and helping to develop the wild-card playoff system.

A tough negotiator, Schramm was the engineer in building the Cowboys foundation from the ground up. His tough stance in labor negotiations was also evident in his support for using replacement players during the 1987 NFL strike. After just three weeks, the move proved successful and the players returned to work. The benefits of this would be apparent in future years as lasting labor peace was reached with the NFL Players Association in 1992 and has continued since.

His position as chairman of the NFL Competition Committee from 1966 to 1988 aided his innovative efforts. Schramm's impact on the league was widespread, and probably his most cherished legacy since the one-time TV-executive at CBS who first came up with the idea of televising the Winter Olympics in 1960 from Squaw Valley was such a firm believer in preserving and making history.

One of Schramm's most significant accomplishments in the NFL was coordinating the merger of the established NFL and the fledgling American Football League in 1966, holding what amounted to as secret meetings with Kansas City Chiefs owner Lamar Hunt at the insistence of NFL Commissioner Pete Rozelle.

The merger of the two warring leagues led to what became known as the Super Bowl, and when the leagues combined in 1970, the most powerful sports league in the world.

After Schramm departed the Cowboys in 1989 when Jerry Jones bought the club, he went international, becoming president of the upstart World League of American Football, later to become know as NFL Europe. He was inducted into the Pro Football Hall of Fame in 1991.

"I'm not one of the great athletes like the men behind me," a jubilant Schramm said during his Hall of Fame induction speech. "But I'm thrilled to be standing in front of them. Many of the men in here were my heroes. To be rubbing shoulders with them, it's beyond my comprehension."

In all, Schramm spent 44 years of his life in professional football, starting as a sportswriter for the Austin American-Statesman in 1947 - a natural step for the California-born Schramm who earned a bachelor's degree in journalism from the University of Texas. Schramm spent 10 seasons with the Los Angeles Rams (1947-56), where Schramm first came in contact with Rozelle, who Schramm hired to be the Rams public relations director in 1952. Schramm then spent a brief period (1957-59) at CBS before being hired by Clint Murchison in 1959 to oversee the startup of the Dallas expansion franchise.

Schramm was born on June 2, 1920, in San Gabriel, Calif., and died July 15, 2003.

SCHRAMM'S NFL LEGACY:

During Schramm's 25 years as chairman of the NFL's Competition Committee, the NFL implemented the following:

Year	Contribution
1970	Moved the official game time to the scoreboard clock
1972	Moved the hash marks toward the center of the field to aid offense
1974	Implemented stricter pass defense rules to influence scoring
1974	Moved goalposts from the goal line to the end line for safety and to help offensive play
1974	Developed the sudden-death overtime concept for breaking ties
1975	Gave the referee a microphone to announce calls to the crowd and TV audiences
1977	Made defensive linemen's head slaps illegal
1979	Implemented the in-the-grasp rule to protect quarterbacks
1986	Instituted Instant Replay to aid officials
	Enabled Quarterbacks to stop the clock by throwing the ball directly into the ground



22 ★ EMMITT SMITH ★

Running Back, 1990-2002

INDUCTED – 2010

In 15 seasons - 13 with Dallas - Emmitt Smith made an impact on the NFL that few players can match at any position or in any era. As the NFL's all-time leading rusher, Smith also won four NFL rushing titles, three Super Bowl titles and a league (1993) and Super Bowl (XXVIII) MVP award. He was selected to the Pro Bowl eight times, and among NFL running backs, only Barry Sanders (10) was selected more times. With 975 rushing yards in 2002, Smith became just the seventh player in NFL history to carry the title of all-time rushing leader, taking that designation from Walter Payton.

After 13 seasons in Dallas, Smith had 17,162 career rushing yards, and he moved past Payton's 16,726 career yard mark in Week Eight of the 2002 season against Seattle. Smith finished his pro career with 18,355 yards and is also the NFL's career rushing touchdowns leader (164), and second in league annals in total touchdowns (175), trailing Jerry Rice by 33. The first player in NFL history to post five straight seasons with over 1,400 yards rushing, Smith, Jim Brown and LaDainian Tomlinson are the only players with seven straight 10-touchdown seasons to start their career. With 1,021 yards rushing in 2001, Smith became the first player in NFL history to rush for 1,000 yards in 11 consecutive seasons and the first to post 11 1,000-yard rushing seasons in a career.

Smith holds the NFL record for career rushing attempts with 4,409, passing Payton (3,838) in Week Three of the 2002 season. With a then NFL-record 25 rushing touchdowns in 1995, Smith scored 100 career touchdowns in just six seasons, originally the fastest anyone in league history had reached that mark. Smith also tied Brown's NFL record by scoring 100 touchdowns in just 93 career games. Since Smith's accomplishment, Tomlinson reached the feat in 89 games. His 25 career scores against the Arizona Cardinals is tied for the third-best total by a player against an opponent since 1970, followed by his 24 scores against Washington and the N.Y. Giants.

His value to the Cowboys success can be seen in the club's 99-26 mark (91-24 in regular season) when he carried the ball 20-or-more times a game and 64-19 record (57-19 regular season) when he rushed for 100 yards. The century mark became a big number in Smith's career, having rushed for 100 yards in 155-of-326 games dating back to high school, including 83-of-218 games with Dallas, including playoffs. In NFL annals, Smith's 78 regular season 100-yard rushing games is a record. Included in Smith's club-record 76 100-yard rushing games are 11 of the top-15 performances in team history and 18 days with over 150 yards (the fourth highest total of 150-yard games in NFL history). Smith rushed for over 100-yards against 22 of the 32 NFL teams.

In addition, he rushed for 2,466 yards against the Philadelphia Eagles in his 15-year career, his best output against any single opponent. That total ranks second since 1970 for running backs against one team. Smith also has the third and fourth best totals in that category.

One reason Smith was such a workhorse in the Dallas offense over the years was his ability to answer the bell at game time, having started 216-of-218 career games - including playoffs. While in Dallas, he missed just four career games due to injury, and it was that durability that enabled Smith to lead the Cowboys in rushing in 178 of his 201 career regular season games. The lack of decline in Smith's game is also evidenced by the fact that he had rushed for 5,928 yards from 1998-2002 - the fifth highest yardage total in the NFL over that time span. His 41 rushing touchdowns during his last five years in Dallas was the third-best figure in the league.

Not limited to rushing and scoring, Smith is fifth on the Cowboys all-time receptions list with 486 career catches, trailing Drew Pearson (489) by three receptions. Smith is one of only seven NFL players who have amassed over 9,000 career-rushing yards and 500 career receptions. He is second on the NFL's yards from scrimmage list and fourth on the NFL's all-time combined yardage list with 20,174 yards.


Smith was born on May 15, 1969 in Pensacola, Fla.

SMITH'S ACCOMPLISHMENTS:

- ★ 8-Time Pro Bowl selection; 4-Time All-Pro
- ★ Super Bowl XXVII, XXVIII, XXXI titles
- ★ League (1993) and Super Bowl MVP (XXVIII)
- ★ NFL all-time leading rusher (18,355)
- ★ 4 - NFL rushing titles (91,92,93,95)
- ★ NFL career rushing touchdowns leader (164)
- ★ NFL record holder for 1,000 yard seasons (11)
- ★ 1990 NFL Rookie of the Year

SMITH'S CAREER TOTALS

Year Team	GP-GS	RUSHING					RECEIVING				
		Att	Yds	Avg	Long	TD	Rec	Yds	Avg	Long	TD
1990 Dallas	16-15	241	937	3.9	48t	11	24	228	9.5	57	0
1991 Dallas	16-16	365	1,563	4.3	75t	12	49	258	5.3	14	1
1992 Dallas	16-16	373	1,713	4.6	68t	18	59	335	5.7	26t	1
1993 Dallas	14-13	283	1,486	5.3	62t	9	57	414	7.3	86	1
1994 Dallas	15-15	368	1,484	4.0	46	21	50	341	6.8	68	1
1995 Dallas	16-16	377	1,773	4.7	60t	25	62	375	6.0	40	0
1996 Dallas	15-15	327	1,204	3.7	42	12	47	249	5.3	21	3
1997 Dallas	16-16	261	1,074	4.1	44	4	40	234	5.9	24	0
1998 Dallas	16-16	319	1,332	4.2	32	13	27	175	6.5	24	2
1999 Dallas	15-15	329	1,397	4.2	63t	11	27	119	4.4	14t	2
2000 Dallas	16-16	294	1,203	4.1	52	9	11	79	7.2	19	0
2001 Dallas	14-14	261	1,021	3.9	44	3	17	116	6.8	22	0
2002 Dallas	16-16	254	975	3.8	30t	5	16	89	5.6	17	0
2003 Arizona	10-5	90	256	2.8	22	2	14	107	7.6	36	0
2004 Arizona	15-15	267	937	3.5	29t	9	15	105	7.0	18	0
Totals	226-219	4,409	18,355	4.2	75t	164	515	3,224	6.3	86	11
Playoffs											
1991 Dallas	2-2	41	185	4.5	19	1	1	2	2.0	19	0
1992 Dallas	3-3	71	336	4.7	38	3	13	86	6.6	38	1
1993 Dallas	3-3	66	280	4.2	15t	3	13	138	10.6	15t	1
1994 Dallas	2-2	27	118	4.4	14	3	4	8	2.0	5	0
1995 Dallas	3-3	74	298	4.0	25	6	6	60	10.0	22	0
1996 Dallas	2-2	39	196	5.0	37t	2	7	24	3.4	15	0
1998 Dallas	1-1	16	74	4.6	13	0	1	10	10.0	10	0
1999 Dallas	1-1	15	99	6.6	65	1	1	14	14.0	14	0
Totals	17-17	349	1,586	4.5	65	19	46	342	7.4	22	2



12 ★ ROGER STAUBACH ★

Quarterback, 1969-79

INDUCTED – 1985

Good things come to those who wait, and certainly the Dallas Cowboys patience in the mid-60's was supremely rewarded, landing one of the best players in franchise history because they were willing to wait for Roger Staubach to fulfill his military commitment.

For those five years of patience, the Cowboys landed the guy who became better known as "Roger The Dodger" over the next 11 years when he was selected to six Pro Bowls – including five consecutively – and was named the NFL Players Association Most Valuable Player in 1971. Staubach led the NFL in passing four times and was selected to the All-NFC team five times.

"He is one of the finest to ever play the game," Green Bay Packers Quarterback Bart Starr once said of Staubach. "I think if I had some of that Staubach competitiveness, I'd have been much better."

Staubach, the 1963 Heisman Trophy winner, was drafted by the Dallas Cowboys in 1964 from the Naval Academy, but did not join the team until 1969 due to his Navy commitment. Former president and general manager Tex Schramm signed Staubach to a futures contract in a hotel room in 1964, actually scribbling out the details on a legal-sized tablet that would have Staubach paid annually to participate in training camp practices when he had enough leave built up.

The 1963 Heisman Trophy winner showed up in Dallas as a 27-year-old rookie, but in those 11 seasons still managed to carve out the franchise's all-time leading quarterback rating of 83.42 and became a four-time NFL passing champion. But Staubach almost became better known for his scrambling ability, and to this day ranks 14th on the Cowboys all-time rushing list with 2,264 yards.

Staubach owns the fourth-most passing yards in club history, 22,700, and his 3,586 in 1979 still ranks as the 14th most passing yards in a single season for the Cowboys. He also ranks second in club history with a career average of 7.67 yards-per-attempt.

Staubach also became known as "Captain Comeback" for his 23 fourth-quarter come-from-behind victories in regular season and playoff games, including 14 in the final two minutes or overtime. Never was this more apparent than in a 1975 playoff game against the Minnesota Vikings when Staubach connected with wide receiver Drew Pearson on a desperation 50-yard "Hail Mary" touchdown pass that knocked the Vikings out of the playoffs.

"You could never defeat Roger mentally or physically," late Cowboys head coach Tom Landry said in 1983. "He was like that in a game, in practice or in the business world."

Staubach ended his Cowboys career with four Super Bowl appearances, including wins in Super Bowls VI and XII. In Super Bowl VI, Staubach was named the game's Most Valuable Player.

Following the 1979 season, Staubach retired, fearing the after-effects of recurring concussions.

In 1983, Staubach became the sixth member of the Dallas Cowboys Ring of Honor and two years later was inducted into the Pro Football Hall of Fame.

He was born Feb. 5, 1942, in Cincinnati, Ohio.

STAUBACH'S ACCOMPLISHMENTS:

- ★ 6-Time Pro Bowl selection
- ★ 1979 Byron "Whizzer" White Award
- ★ 4-Time NFL Passing Champion
- ★ 1978 NFL Man of the Year
- ★ MVP of Super Bowl VI
- ★ 1971 NFL Players Association Most Valuable Player
- ★ Super Bowl VI and XII Titles
- ★ 1971 Bert Bell Award
- ★ 5 NFC Titles
- ★ 1975 Vince Lombardi Sportsman of the Year
- ★ 7 Division Titles
- ★ 1963 Heisman Trophy
- ★ 1965 Naval Academy Athletic Association Sword
- ★ 1963 Walter Camp Memorial Trophy

STAUBACH'S CAREER TOTALS

Year Team	G	Att	Com	Comp %	Yds	YPA	TD	Int	Rating
1969 Dallas.....	6	47	23	48.9	421	8.96	1	2	69.5
1970 Dallas.....	8	82	44	53.7	542	6.61	2	8	42.9
1971 Dallas.....	13	211	126	59.7	1882	8.92	15	4	104.8
1972 Dallas.....	4	20	9	45.0	98	4.90	0	2	20.4
1973 Dallas.....	14	286	179	62.6	2,428	8.49	23	15	94.6
1974 Dallas.....	14	360	190	52.8	2,552	7.09	11	15	68.4
1975 Dallas.....	13	348	198	56.9	2,566	7.66	17	16	78.5
1976 Dallas.....	14	369	208	56.4	2,715	7.36	14	11	79.9
1977 Dallas.....	14	361	210	58.2	2,620	7.26	18	9	87.0
1978 Dallas.....	15	413	231	55.9	3,190	7.72	25	16	84.9
1979 Dallas.....	16	461	267	57.9	3,586	7.78	27	11	92.3
Total.....	131	2,958	1,685	57.0	22,700	7.67	153	109	83.4



94 ★ DeMARCUS WARE ★

Linebacker, 2005-13

INDUCTED – 2023

DeMarcus Ware was drafted by the Dallas Cowboys in the first round (11th overall) of the 2005 NFL Draft and quickly became one of the all-time greats to don the star on his helmet.

Ware spent nine seasons in Dallas (2005-13) and tallied a franchise-record 117.0 sacks. He spent the final three years of his career in Denver, where he helped the Broncos win Super Bowl L. In his 12-year career, Ware finished with 138.5 career sacks, eighth in NFL history.

He was voted first-team All-Pro four times (2007-09, 2011), selected to nine Pro Bowls (2007-13, 2015-16) and was voted a member of the NFL's All-Decade Team of the 2000s.

Ware, who played collegiately at a small Division I school in Troy University, came into the NFL as an underdog with something to prove. He did just that, starting all 16 games at right outside linebacker as a rookie and amassed 58 tackles and a team-high 8.0 sacks.

Ware's rookie campaign was the first step into what would become a Hall of Fame career, as he led the Cowboys in sacks in each season from 2006-12. Ware was the NFL's sack leader in 2008 (20.0) and 2010 (15.5). Ware's 20.0 sacks in 2008 are a single season franchise-record, and in 2011 Ware barely missed becoming the first ever league defender to reach 20.0-or-more sacks in multiple seasons, finishing second in the league with 19.5. Despite coming up just short of 20.0 sacks, Ware paired up with Mark Gastineau as the only two men in league history with two seasons of 19.0-or-more sacks.

"I couldn't be more proud of - and happy for - DeMarcus Ware for this well-deserved recognition," Jerry Jones said. "His approach to the game, on and off the field, embodied all the traits it takes to be inducted into the Pro Football Hall of Fame. He was a ferocious pass rusher on the field, and a true leader and role model in the locker room and in the community. We knew from the first moment he stepped on the practice field that DeMarcus was destined for greatness. The extra effort and time that he put in at practice to teach and help our offensive line be the best they could be was extraordinary and yet another example of the total team commitment he had and how it consumed him. DeMarcus earned this very rare and special place in NFL history every single day of his career."

In his 12-year career, Ware only had one season with a losing record and advanced to the postseason five times, including starting at linebacker for the Broncos in the Super Bowl L victory, where he recorded 2.0 sacks.

"I always said my pads talk," Ware said. "My pads did the talking. I don't have to be rambunctious and talk. Now putting this yellow jacket on, being part of the Hall of Fame, it talks. I don't have to say anything."

Following the 2016 season, Ware signed a ceremonial one-day contract and retired as a Dallas Cowboy.

He was born July 31, 1982, in Auburn, Ala.

WARE'S ACCOMPLISHMENTS:

- ★ 9-Time Pro Bowl Selection
- ★ 4-Time All-Pro
- ★ Holds the franchise record in sacks (117.0)
- ★ 9th in NFL History in sacks (138.5)
- ★ Super Bowl L Title
- ★ NFL 2000s All-Decade Team
- ★ 2-Time Butkus Award Winner - Troy University

WARE'S CAREER TOTALS

Year Team	GP-GS	DEFENSE										INTERCEPTIONS					FUMBLES REC				
		ST	AT	TT	Sks	Ls	Prs	PBU	FF	No	Yds	Avg	Lg	TD	No	Yds	Avg	Lg	TD		
2005 Dallas.....	16-16	43	22-	65	8.0(-47)	11(-21)	19	0	3	0	0	0.0	0	0	0	0	0.0	0	0		
2006 Dallas.....	16-16	61	21-	82	11.5(-89)	5(-8)	4	3	5	1	41	41.0	41t	1	1	69	69.0	69t	1		
2007 Dallas.....	16-16	50	30-	80	14.0(-109)	8(-15)	27	4	4	0	0	0.0	0	0	0	0	0.0	0	0		
2008 Dallas.....	16-16	54	56-	110	20.0(-115)	8(-12)	20	3	6	0	0	0.0	0	0	1	0	0.0	0	0		
2009 Dallas.....	16-15	50	42-	92	11.0(-51)	4(-12)	45	2	5	0	0	0.0	0	0	0	0	0.0	0	0		
2010 Dallas.....	16-16	64	44-	108	15.5(-105)	9(-18)	36	1	2	0	0	0.0	0	0	2	22	11.0	17t	1		
2011 Dallas.....	16-16	51	16-	67	19.5(-125)	6(-9)	40	3	2	0	0	0.0	0	0	0	0	0.0	0	0		
2012 Dallas.....	16-16	48	24-	72	11.5(-64)	4(-9)	33	0	5	0	0	0.0	0	0	0	0	0.0	0	0		
2013 Dallas.....	13-13	22	12-	34	6.0(-40)	3(-11)	35	2	0	1	0	0.0	0	0	1	0	0.0	0	0		
2014 Denver.....	16-15	34	7-	41	10.0(-57)	6(-14)	20	1	2	1	3	3.0	3	0	0	0	0.0	0	0		
2015 Denver.....	11-10	18	7-	25	7.5(-58)	3(-10)	16	0	1	0	0	0.0	0	0	1	0	0.0	0	0		
2016 Denver.....	10-8	9	6-	15	4.0(-22)	0(0)	8	1	0	0	0	0.0	0	0	0	0	0.0	0	0		
Totals.....	178-173	504	287-	791	138.5(-882)	67(-139)	303	20	35	3	44	0.0	41t	1	6	91	15.2	69t	2		
Playoffs																					
2006 Dallas.....	1-1	1	0-	1	0.0(0)	1(-7)	0	0	0	0	0	0.0	0	0	0	0	0.0	0	0		
2007 Dallas.....	1-1	3	1-	4	1.0(-9)	0(0)	0	0	0	0	0	0.0	0	0	0	0	0.0	0	0		
2009 Dallas.....	2-2	6	7-	13	3.0(-18)	0(0)	5	0	1	0	0	0.0	0	0	0	0	0.0	0	0		
2014 Denver.....	1-1	3	1-	4	0.0(0)	0(0)	0	0	0	0	0	0.0	0	0	0	0	0.0	0	0		
2015 Denver.....	3-3	5	5-	10	3.5(-40)	3(-7)	12	0	0	0	0	0.0	0	0	0	0	0.0	0	0		
2016 Denver.....	0-0																				
Totals.....	8-8	18	14-	32	7.5(-67)	4(-14)	17	0	1	0	0	0.0	0	0	0	0	0.0	0	0		



54 ★ RANDY WHITE ★

Defensive Tackle, 1975-1988

INDUCTED – 1994

Randy White came to the Cowboys from the University of Maryland as the No. 2 pick in the 1975 NFL Draft. Before his career was over, 14 years later, he would become known as the "Manster" – half man, half defensive monster – setting numerous franchise records as the heart-and-soul of the famed "Doomsday Defense."

White struggled in his first two years with the Cowboys when then head coach Tom Landry moved White from his familiar defensive tackle position to linebacker. But, after Landry moved White back to right tackle in 1977, White became one of the NFL's most dominating defensive linemen and a coveted co-Super Bowl MVP.

"Coming out of college a lot was expected of me," White said. "But I never did feel comfortable playing linebacker. Those first two years I was fighting for my life out there. Then they switched me to defensive tackle, where I was a lot more comfortable and from there my career took off."

White played 14 seasons, tying him for third all-time in franchise history, and he set a franchise record with eight All-Pro selections. White also was selected to nine Pro Bowls, ranking third in franchise history for Pro Bowl appearances. White's 16.0 sacks in 1978 rank third in franchise history for a single season, and he still remains third all-time in career tackles with 1,104, second with 701 career solo tackles and third in team history with 111.0 career sacks.

"His performances range anywhere from spectacular to spectacular," Landry once said. "He could outmatch anybody's intensity from game to game."

In his career, White played in six NFC Championship Games and three Super Bowls, claiming victory in Super Bowl XII and co-MVP honors with teammate Harvey Martin. Even more astounding, White only missed one game in his 14-year career.

In 1994, White was inducted into the Ring of Honor with teammate Tony Dorsett, the same year he was inducted into the Pro Football Hall of Fame.

"Any honor I receive is a reflection on the great teammates and coaches I had in my career," White said. "There's a real special group of guys with the Cowboys, and to be a part of that was a great honor."

He was born Jan. 15, 1953, in Pittsburgh, Pa.

WHITE'S ACCOMPLISHMENTS:

- ★ 9-Time Pro Bowl selection
- ★ 8-Time All-Pro
- ★ Co-MVP Super Bowl XII
- ★ 1978 Defensive Player of the Year
- ★ 1982 NFL Defensive Lineman of the Year
- ★ Super Bowl XII Title
- ★ 3 NFC Titles
- ★ 5 Division Titles
- ★ 3rd Franchise History Career Sacks (111.0)
- ★ 3rd Franchise History Career Solo Tackles (701)
- ★ 3rd Franchise History Career Combined Tackles (1,104)
- ★ 5th Franchise History Games Played (209)
- ★ Outland Trophy – University of Maryland
- ★ Lombardi Trophy – University of Maryland

WHITE'S CAREER TOTALS

Year Team	Games	Solo	Asst.	Total	Sacks	Rec.
1975 Dallas.....	14	13	6	19	7.0	2
1976 Dallas.....	14	25	17	42	6.0	1
1977 Dallas.....	14	70	48	118	13.0	2
1978 Dallas.....	16	75	48	123	16.0	0
1979 Dallas.....	15	50	41	91	5.0	1
1980 Dallas.....	16	56	32	88	6.5	0
1981 Dallas.....	16	61	33	94	8.5	0
1982 Dallas.....	9	22	21	43	2.5	1
1983 Dallas.....	16	67	33	100	12.5	1
1984 Dallas.....	16	81	27	108	12.5	0
1985 Dallas.....	16	61	34	95	10.5	0
1986 Dallas.....	16	73	30	103	6.5	2
1987 Dallas.....	15	39	25	64	6.0	0
1988 Dallas.....	16	8	8	16	1.5	0
Total	209	701	403	1,104	111.0	10



70 ★ RAYFIELD WRIGHT ★

Offensive Tackle, 1967-79

INDUCTED – 2006

Only 11 players have played football for the Dallas Cowboys longer than Rayfield Wright's 13 seasons, and only nine players in the history of the Cowboys organization have been to more Pro Bowls than Wright's six.

After playing tight end, tackle and defensive end during his first three NFL seasons, Wright settled in at right tackle in 1970. Before undergoing knee surgery that forced him to miss most of the 1977 season, Wright was acknowledged as the NFL's premier offensive tackle. Wright was selected to six straight Pro Bowls (1971-76) as a tackle while earning All-Pro honors four times and earning recognition on the NFL's all-decade team for the 1970s.

During each of his 13 seasons, the Cowboys offense ranked in the top six in the NFL for total offense, including leading the league five times. Behind his blocking, Calvin Hill became the first 1,000-yard rusher in team history when he ran for 1,036 yards in 1972. All totaled, Dallas had a running back clear the 1,000-yard barrier five times during his tenure. Also behind his blocking, Roger Staubach became the first quarterback in franchise history to throw for more than 3,000 yards in a season when he totaled 3,190 passing yards in 1978, the year Wright returned from his knee surgery.

In his 13-year NFL career with the Dallas Cowboys, Wright was a key contributor to teams that had 13 straight winning seasons, made 12 playoff trips and won 10 division titles. He also played in eight conference championship games and won five NFC Championships (1970, 1971, 1975, 1977, 1978) and two Super Bowls (VI and XII). He was part of a team that had a 74.1% winning percentage in the regular season (137-48-1) and a 60.0% winning percentage in the post season (15-10).

During his 13 seasons, Wright was a participant in five Super Bowls, claiming the ultimate prize twice. Only three players in NFL history has appeared in more Super Bowls than Wright and he is one of only 22 players in NFL history, one-of-two offensive tackles, to have played in five Super Bowls.


During Wright's career, the Cowboys were the only team to play in five Super Bowls in one calendar decade – or in any 10-year period of time – advancing to the Super Bowl following the 1970, 1971 1975, 1977 and 1978 seasons.

Rayfield Wright was inducted into the Dallas Cowboys Ring of Honor on October 10, 2004, and the Pro Football Hall of Fame in 2006.

He was born August 23, 1945, in Griffin, Ga., and died April 7, 2022.

WRIGHT'S ACCOMPLISHMENTS:

- ★ 6-time Pro Bowl selection
- ★ 4-time All Pro
- ★ Super Bowl VI and XII titles
- ★ 5 NFC Championships
- ★ 10 Division Titles
- ★ 1970s member of NFL's All-Decade Team



Rayfield Wright became the first Cowboys offensive lineman selected to both the Pro Football Hall of Fame and the Ring of Honor at Texas Stadium.

Ring of Honor

The Cowboys honor those who made outstanding contributions to the club by inducting them into the Ring of Honor at AT&T Stadium. Their names and the years of service are prominently displayed in silver on the wall above the seats at AT&T Stadium. The 24 members of the Cowboys Ring of Honor:




★ TROY AIKMAN ★ Quarterback, 1989-2000

Troy Aikman joined the Cowboys as the first overall pick in the 1989 NFL Draft out of UCLA. After guiding the franchise to three Super Bowl titles, Aikman retired holding or tied for 47 club passing records, including career attempts (4,715), completions (2,898), passing yards (32,942), touchdowns (165) and completion percentage (61.5%). At the time, he was the winningest quarterback of any decade, having finished his career with 94 regular season wins in the 90s. Aikman was a six-time Pro Bowler and the MVP of Super Bowl XXVII. He was inducted into the Ring of Honor with Emmitt Smith and Michael Irvin on Monday Sept. 19, 2005 at halftime of the Cowboys-Redskins game. Aikman was elected to the Pro Football Hall of Fame in 2006.



★ LARRY ALLEN ★ Offensive Line, 1994-2005

Larry Allen finished his Dallas Cowboys career as one of the most decorated offensive players in Dallas Cowboys and NFL history. He was named to more Pro Bowls (10) than any other offensive lineman in Cowboys history. He earned his 11th trip in 2006 while finishing his career with the San Francisco 49ers. He was named All-Pro seven times, six times at guard and once at tackle. With his selection to the Pro Bowl at tackle in 1998, he became just the third player in league history to be selected to the all-star game at more than one offensive line position. In 12 seasons in Dallas, he played all but one offensive line position (center). Was a key part of the 1995 Super Bowl champion team. Inducted during halftime of the Cowboys-Seahawks game on Nov. 6, 2011. Elected to the Pro Football Hall of Fame in 2013.



★ GIL BRANDT ★ Vice President of Player Personnel, 1960-88

As the Dallas Cowboys original vice president of player personnel for the first 29 years of the franchise's existence, Gil Brandt oversaw the acquisition of 15 of the 20 players who are currently in the Ring of Honor. That included two undrafted free agents - Cliff Harris and Drew Pearson - a pair of seventh round picks - Rayfield Wright and Bob Hayes - and a 10th round choice - Roger Staubach. From that group, nine are also in the Pro Football Hall of Fame. Brandt was responsible for signing 53 players who earned a combined total of 178 Pro Bowl appearances. Brandt was also an innovator, introducing computers and technology into the player evaluation process, as well as such standard testing as the 40-yard dash. He was inducted into the Ring of Honor during halftime of the Cowboys-Saints game on Nov. 29, 2018. Elected to the Pro Football Hall of Fame in 2019.





★ **TONY DORSETT** ★
Running Back, 1977-1987

Tony Dorsett finished his career as the second leading rusher in NFL history and played in five NFC Championship Games, two Super Bowls and four Pro Bowls. After guiding the University of Pittsburgh to the 1976 national title and claiming the Heisman Trophy, Dorsett captured rookie of the year honors in 1977. He also holds the NFL record with a 99-yard touchdown run. Inducted into the Ring of Honor in 1994, Dorsett was also elected to the Pro Football Hall of Fame in 1994. Dorsett was inducted into the Ring of Honor at halftime of the Cowboys-Arizona game on Oct. 9, 1994.


★ **CHARLES HALEY** ★
Defensive End, 1992-1996

Charles Haley was the first player in NFL history to win five Super Bowls - Tom Brady, seven - (two with San Francisco and three with Dallas). He arrived in Dallas after six seasons as a pass rushing threat for the 49ers. Upon his arrival, he was moved to defensive end and had back-to-back double-digit sack seasons (1994-95). He was a member of 10 division championship teams in his 12 NFL seasons and played for a team with a winning record through each of his first 11 years. In 63 games played for Dallas, Haley racked up 34.0 sacks and through his 169-game career, he amassed 100.5 sacks. Inducted during halftime of the Cowboys-Seahawks game on Nov. 6, 2011. Haley was elected into the Pro Football Hall of Fame in 2013.



★ **CLIFF HARRIS** ★
Safety, 1970-79

Nicknamed "Captain Crash," Cliff Harris went undrafted in 1970 out of tiny Ouachita Baptist in Arkansas, but he eventually found the starting lineup as a rookie and went on to start nine consecutive years. He was named to six Pro Bowls and four All-NFL teams, and he was a member of two Super Bowl winning teams. Harris was at his best in the postseason, finishing his career with six interceptions in 21 playoff games. Harris was a member of the 1970s NFL all-decade team. Harris was inducted into the Ring of Honor at halftime of the Cowboys-N.Y. Giants game on Oct. 10, 2004 and the Pro Football Hall of Fame in 2020.



★ **BOB HAYES** ★
Wide Receiver, 1965-1974

Bob Hayes led the Cowboys in receptions three times and accumulated 365 receptions for 7,295 receiving yards during his 10-year career. His 71 career touchdown receptions rank third in Cowboys history (Dez Bryant, 73 and Jason Witten, 72). Hayes also registered remarkable career numbers for average yards-per-catch (20.0) and average yards-per-punt return (11.1). He was a three-time Pro Bowl selection and four-time All-Pro. One of the greatest sprinters in the history of track and field, Hayes joined the Cowboys with the title of "World's Fastest Human" after winning the Olympic gold medal in the 100 meters in Tokyo in 1964. Hayes was inducted into the Ring of Honor at halftime of the Cowboys against San Diego on Sept 23, 2001. Hayes was elected to the Pro Football Hall of Fame in 2009.



STAFF

PLAYERS

2024 SEASON

RECORDS

PLAYOFF RECORDS

RING OF HONOR

SIDELINES



★ CHUCK HOWLEY ★

Linebacker, 1961-1973

When Chuck Howley retired in 1973, Tom Landry said "I don't know that I've seen anybody better at linebacker than Howley." A six-time All-Pro, Howley was the most valuable player in Super Bowl V. The Cowboys traded for Howley, who was drafted by Chicago in 1958. He was an All-America center at West Virginia. A six-time Pro Bowl selection, Howley was inducted into the Ring of Honor at halftime of the Cowboys against Detroit, Oct. 30, 1977. Howley was elected to the Pro Football Hall of Fame in 2023.

★ MICHAEL IRVIN ★

Wide Receiver, 1988-1999

Michael "The Playmaker" Irvin helped lead the Dallas Cowboys to six division titles and three Super Bowl rings before a spinal injury cut his playing career short. Irvin was the team's top receiver for eight consecutive seasons and retired as the Cowboys all-time leader in receptions (750), receiving yards (11,904), playoff receptions (87) and playoff receiving yards (1,315). As a five-time Pro Bowl selection, between 1991-98, Irvin has two more appearances than any other receiver in club history. Irvin was inducted into the Ring of Honor with Emmitt Smith and Troy Aikman on Monday Sept. 19, 2005 at halftime of the Cowboys-Redskins game. Irvin was elected to the Pro Football Hall of Fame in 2007.



★ LEE ROY JORDAN ★


Linebacker, 1963-1976

The inspirational leader of the Cowboys first championship teams was Lee Roy Jordan. The Cowboys first-round draft choice in 1963 following an All-America career at Alabama, Jordan anchored the "Doomsday Defense" from his middle linebacker position for 14 years. He was named to the Pro Bowl five times and All-Pro twice. Jordan was inducted into the Ring of Honor at halftime of the Cowboys against Arizona on Oct. 29, 1989.

★ JIMMY JOHNSON ★

Head Coach, 1989-1993

The first head coach of the Cowboys in the Jerry Jones era (1989-present), Jimmy Johnson guided the club to two Super Bowl championships in five seasons as Dallas' head coach. Johnson, who was college teammates with Jones at Arkansas, arrived in Dallas after a successful coaching career in the college ranks that included a national championship with the University of Miami. Johnson departed the Cowboys with a 51-37 overall record that included a 7-1 mark in the postseason. Johnson was elected to the Pro Football Hall of Fame in 2020 and was inducted into the Ring of Honor at halftime of the Cowboys vs. Lions game on Dec. 30, 2023.



★ TOM LANDRY ★

Head Coach, 1960-1988

The first head coach of the Cowboys, Tom Landry led Dallas to two Super Bowl wins and five NFC titles in his 29 years at the Cowboys helm. He compiled a career record of 270-178-6, at the time the third-most wins in NFL history, and was elected to the Pro Football Hall of Fame in 1990. Landry was inducted into the Ring of Honor at halftime of the Cowboys against N.Y. Giants on Nov. 7, 1993.



★ BOB LILLY ★

Defensive Tackle, 1961-1974

Nicknamed "Mr. Cowboy," Bob Lilly was the franchise's first draft choice in 1961, the first name in the Ring of Honor in 1975 and its first inductee into the Pro Football Hall of Fame in 1980. A seven-time All-Pro, Lilly was named to a club-record tying 11 Pro Bowls. He was a two-time All-SWC pick and an All-America at Texas Christian University before being drafted by Dallas. Lilly was inducted into the Ring of Honor at halftime of the Cowboys against Philadelphia on Nov. 23, 1975.

★ DON MEREDITH ★

Quarterback, 1960-1968


Don Meredith led the Cowboys to their first winning season and their first NFL Championship Game in 1966. Signed by Clint Murchison, Jr. before Dallas was granted its NFL franchise, "Dandy Don" played in two Pro Bowls and was named NFL Player of the Year in 1966. A two-time All-American at SMU, Meredith was inducted into the Ring of Honor at halftime of the Cowboys against N.Y. Giants on Nov. 7, 1976.



★ DREW PEARSON ★

Wide Receiver, 1973-1983

In 11 seasons with the Dallas Cowboys, Drew Pearson rose from unknown to legend. A former undrafted free agent, Pearson was named to the All-Decade Team of the 1970s as he earned a niche as one of the top clutch receivers in football history. He led the team in receptions and receiving yards four consecutive seasons (1974-77) and recorded two 1,000-yard campaigns. He has a resume filled with memorable game-winning catches. In 1980 he became the all-time leading receiver in receptions, and in 1983, he took the top spot for receiving yards. He is littered through team and league postseason record books, including a catch in a club-record 22 consecutive playoff games. He was a key member of the 1977 Super Bowl XII Championship squad. Inducted during halftime of the Cowboys-Seahawks game on Nov. 6, 2011. Pearson was elected to the Pro Football Hall of Fame in 2021.



★ DON PERKINS ★

Running Back, 1961-1968

Don Perkins was the first Cowboys player to rush for more than 6,000 yards. A six-time Pro Bowl selection, Perkins finished among the top 10 NFL rushers in each of his eight seasons. He was named NFL Rookie of the Year in 1961 and All-NFL in 1962. Perkins was signed before Dallas was granted its NFL franchise. A three-time All-Skyline pick at New Mexico, Perkins was inducted into the Ring of Honor at halftime of the Cowboys against N.Y. Giants on Nov. 7, 1976.





★ MEL RENFRO ★

Defensive Back, 1964-1977

Mel Renfro was named to the Pro Bowl his first 10 seasons in the NFL. He is the club's all-time leading interceptor with 52 and kickoff returner with a 26.4-yard career average. Renfro was drafted in the second round in 1964 after a career as an All-America halfback and world class sprinter at Oregon. A five-time All-Pro, Renfro was inducted into the Ring of Honor at halftime of the Cowboys against Miami, Oct. 25, 1981. In 1996 Renfro was elected to the Pro Football Hall of Fame.

★ TEX SCHRAMM ★

President and General Manager, 1959-1989

Texas Earnest Schramm Jr., served 29 seasons as president and general manager of the Cowboys, turning a 1960 expansion team into one of the most successful franchises in NFL history. Under Schramm, the team reached five Super Bowls, winning two, made 18 playoff appearances and compiled an NFL-record 20 consecutive winning seasons. Schramm was instrumental in creating the Dallas Cowboys Cheerleaders, developing the Cowboys Ring of Honor and bringing an annual Cowboys Thanksgiving Day game to the nation. Schramm, as chairman of the NFL Competition Committee from 1966 to 1988, was a driving force behind the development of instant replay, giving the head referee a microphone for penalty announcements and developing the wild-card playoff system. One of Schramm's most significant accomplishments was coordinating the merger of the NFL and the American Football League in 1966. He was inducted into the Pro Football Hall of Fame in 1991. Schramm was inducted into the Ring of Honor at halftime of the Cowboys game against Philadelphia on Oct. 12, 2003.



★ EMMITT SMITH ★

Running Back, 1990-2002

Emmitt Smith retired as the NFL's all-time rushing leader with 18,355 yards and scored more rushing touchdowns (164) than any other player in NFL history. Smith was selected to the Pro Bowl eight times, won four NFL rushing titles ('91, '92, '93 and '95), three Super Bowl titles, and a league (1993) and Super Bowl (XXVIII) MVP award. Smith broke Walter Payton's NFL rushing record at Texas Stadium on Oct. 27, 2002 on an 11-yard run in the fourth quarter against the Seattle Seahawks. Smith was inducted into the Ring of Honor with Troy Aikman and Michael Irvin on Monday Sept. 19, 2005 at halftime of the Cowboys-Redskins game. Smith was elected to the Pro Football Hall of Fame in 2010.



★ ROGER STAUBACH ★

Quarterback, 1969-1979

Roger Staubach led the Cowboys to six NFC Championship Games, four Super Bowls and two Super Bowl titles. A great clutch performer, Staubach led Dallas to comeback victories 23 times, 14 in the last two minutes or overtime. A five-time Pro Bowler, he was drafted by Dallas in 1964 after winning the Heisman Trophy and Maxwell Award at the Naval Academy. Staubach was inducted into the Ring of Honor at halftime of the Cowboys against Tampa Bay, Oct. 9, 1983. Staubach was elected to the Pro Football Hall of Fame in 1985.





★ DEMARCUS WARE ★

Linebacker, 2005-13

Ware spent nine seasons in Dallas (2005-13) and tallied a franchise-record 117.0 sacks while earning first-team All-Pro four times (2007-09, 2011), was named to nine Pro Bowls (2007-13, 2015-16) and was voted a member of the NFL's All-Decade Team of the 2000s. He led the Cowboys in sacks in each season from 2006-12, the most seasons atop the sack chart and the longest streak in team history. Ware was the NFL's sack leader in 2008 (20.0) - establishing a single-season franchise record - and 2010 (15.5). He was inducted into the Ring of Honor at halftime of the Cowboys game against the LA Rams on Oct. 29, 2023. Ware was also elected into the Pro Football Hall of Fame in 2023, where Cowboys Owner/President/General Manager Jerry Jones presented him for induction.

★ RANDY WHITE ★

Defensive Tackle, 1975-1988


A nine-time Pro Bowler during his 14 years with Dallas, Randy White established a club-record with eight straight All-Pro selections. White was co-MVP (with teammate Harvey Martin) in the Cowboys Super Bowl XII victory over Denver. A consensus All-America defensive end for Maryland in 1974, White won both the Outland Trophy and the Vince Lombardi Awards. White was inducted into the Ring of Honor at halftime of the Cowboys game against Arizona on Oct. 9, 1994. White was also elected to the Pro Football Hall of Fame in 1994.



★ DARREN WOODSON ★

Safety, 1992-2003

Darren Woodson retired as the Dallas Cowboys all-time tackle leader, posting 1,350 through his 12-year playing career. Originally drafted in the second round of the 1992 draft, coming out of school as a linebacker, Woodson made the switch to safety and flourished in all phases of his career. He was a key part of a defense that won three Super Bowl Championships. A five-time Pro Bowler, Woodson is the only player in Cowboys history to play under five head coaches - Jimmy Johnson, Barry Switzer, Chan Gailey, Dave Campo and Bill Parcells. Until the year he finished playing, Woodson was a regular on special teams units, ranking second in club history with 134 career special teams tackles. Woodson was inducted into the Ring of Honor at halftime of the Cowboys-Seahawks game on Nov. 1, 2015.



★ RAYFIELD WRIGHT ★

Tackle, 1967-1979

A seventh-round draft choice, Rayfield Wright made the conversion from tight end to tackle and became the Cowboys most decorated offensive lineman of the 1970s. During his 13-year career, the "Big Cat" was selected to the Pro Bowl six times, named All-Pro on four occasions and was on two Super Bowl-winning teams in the 1970s. He was the leader of Dallas offensive line units that produced the club's first five 1,000-yard individual rushing seasons. Wright was inducted into the Ring of Honor at halftime of the Cowboys-N.Y. Giants game on Oct. 10, 2004. Wright was elected to the Pro Football Hall of Fame in 2006.



Historical Highlights

1960

LANDRY HIRED – Clint Murchison, Jr., and Bedford Wynne sign N.Y. Giants defensive assistant Tom Landry to a personal contract on Dec. 27, 1959, with the intention of naming him head coach once they are awarded an expansion franchise by the NFL.

NFL FRANCHISE – Clint Murchison, Jr., and Bedford Wynne were awarded an expansion franchise in the NFL at the annual league meeting in Miami Beach, Fla. The Cowboys were to play as a "swing" team, playing every other team one time during the first season, although listed in the Western Conference standings (January 28).

COWBOYS STOCKED – A player pool was set up in the league meeting in Los Angeles, with each of 12 NFL teams freezing 25 names on its roster and the Cowboys allowed to pick three from each team for a total of 36 veterans. Dallas, once given the list, had to select its 36 players within 24 hours (March 13).

TRAINING STARTS – Rookies report to first Cowboys camp at Pacific University in Forest Grove, Oregon (July 9).

FIRST PRE-SEASON GAME – The Cowboys, less than six months in existence, get their first test and drop a 16-10 pre-season game to San Francisco in Seattle (August 6).

FIRST HOME GAME – In their Dallas debut, in the Salesmanship Club preseason game, the Cowboys led the world champion Baltimore Colts into the final minute before a 62-yard pass from Johnny Unitas to Lenny Moore gave the Colts a 14-10 victory (August 19).

FIRST VICTORY – In a preseason game at Louisville, KY, the Cowboys beat the New York's Giants, 14-3, with Frank Clarke catching touchdown passes for 73 yards (Eddie LeBaron) and 74 yards (Don Meredith) (August 27).

FIRST LEAGUE GAME – In their first league game, Dallas fell to Pittsburgh, 35-28, with Bobby Layne leading a fourth-period Steelers rally (Sept. 24, Saturday night).

STREAK SNAPPED – Dallas snaps a 10-game loss streak by tying the N.Y. Giants, 31-31, at Yankee Stadium (Dec. 4).

1961

TRAINING STARTS – Rookies launch training at new campsite – St. Olaf College in Northfield, Minn. (July 9).

FIRST LEAGUE WIN – Scoring 10 points in the final 56 seconds, the Cowboys score their first NFL victory, 27-24, over Pittsburgh in the '61 league opener in the Cotton Bowl. Allen Green's 27-yard field goal on the game's final play won it before 23,500 spectators (Sept. 17).

1962

TRAINING STARTS – Team begins training at new campsite – Northern Michigan College in Marquette, Mich. (July 13).

PENALTY HISTORY – For the first time in anyone's memory in an NFL game, points were awarded for a penalty. The Cowboys were holding in the end zone on a 99-yard touchdown pass from LeBaron to Clarke, and Pittsburgh was awarded a safety. The Steelers eventually won, 30-28 (Sept. 23).

100-YARD FIRSTS – Amos Marsh returned a kickoff 101 yards and Mike Gaechter returned a pass interception 100 yards, both plays for fourth quarter touchdowns in a 41-19 win over Philadelphia in Dallas. It was the first time in NFL history that two 100-yard runs had been made in the same game, much less by the same team in the same quarter (Oct. 14).

1963

SHIFT TO KANSAS CITY – The rival Dallas Texans of the AFL announce they are moving the franchise to Kansas City (Feb. 8).

CALIFORNIA TRAINING SITE – The Cowboys open training at California Lutheran College in Thousand Oaks, Calif. (July 12).

HOWTON SETS RECORD – Bill Howton broke Don Hutson's all-time receiving mark with a 14-yard catch at Washington. Hutson's record was 7,991 yards and the catch gave Howton an even 8,000 yards (Sept. 29).

1964

LANDRY CONTRACT – With one year to go on his original contract, Tom Landry is signed to a 10-year extension, in effect giving him an 11-year pact, possibly the longest in major pro sports history (Feb. 5).

1965

FIRST SELLOUT – An overflow crowd of 76,251 jams the Cotton Bowl for the Cleveland game, notching the team's first home sellout. Cleveland won, 24-17 (Nov. 21).

1966

PLAYOFF BOWL – After defeating New York, 38-20, in the season finale (and winning five of their last seven games) to get into the Playoff Bowl at Miami, the Cowboys fall to Baltimore, 35-3 (Jan. 15).

MERGER – Peace comes to pro football with Cowboys General Manager Tex Schramm completing two months of negotiations with AFL's Lamar Hunt, merging the two leagues under the NFL banner (June 8).

SCHRAMM ELEVATED – Texas E. Schramm, Vice President and General Manager of the Cowboys from the beginning, was named President of the club by Owner Clint Murchison, Jr., who retained the title of Chairman of the Board.

NEELY CASE SOLVED – Dallas and Houston reached agreement in the Ralph Neely case. Neely remained with Dallas with Houston receiving the Cowboys Nos. 1, 2 and two fifth round picks in the 1967 draft (Nov. 17).

THE CHAMPIONSHIP – The Cowboys won their first championship, capturing the Eastern Conference title with a 10-3-1 record, but lost the NFL Championship Game to Green Bay, 34-27.

1967

TEXAS STADIUM – On Dec. 23, Owner Clint Murchison, Jr. formally announced plans to build Texas Stadium in suburban Irving. The stadium, to be financed through a bond-option plan, would be ready for the 1970 season. The stadium would seat a minimum of 58,000.

SECOND CHAMPIONSHIP – Under the NFL's new format, the Cowboys easily won the Capitol Division and defeated Cleveland, Century Division winner, 52-14, in the Cotton Bowl for the Eastern conference championship. However, on Dec. 31 in Green Bay, the Cowboys lost their second bid for an NFL title, falling to the Packers, 21-17, in the 13 degree below weather.

1968

WIN CAPITOL – For the second straight year the Cowboys won the Capitol Division, but for the first time in three years the Cowboys did not win the Eastern Championship, being upset at Cleveland, 31-20, on Dec. 21. Dallas won the Runner-Up Bowl over Minnesota, 17-13.

1969

TEXAS STADIUM – Ground was broken for Texas Stadium in suburban Irving on January 25, and on June 29 Bert Rose was named general manager of the stadium.

ORIGINALS RETIRE – An era ended for the Cowboys in July. On July 5th at a press conference in Dallas, quarterback Don Meredith, the last of the original Cowboys, announced his retirement. Then, on July 18th, the day the veterans were to report to training camp, all-time rushing great Don Perkins officially retired.

REPEAT CAPITOL WINS – Once again the Cowboys rolled to the Capitol Division Championship with an 11-2-1 season. However, the Cowboys failed to win the Eastern Championship when on Dec. 28, the Cowboys lost to Cleveland, 38-14, in the Cotton Bowl.

1970

FIVE STRAIGHT PLAYOFFS – The Cowboys won their last five games to finish 10-4, claim the Eastern Division championship and make the playoffs for the fifth year in a row. They defeated Detroit, 5-0, in the opening round to get a shot at the National Conference championship.

FIRST NFC TITLE – The Cowboys captured the biggest prize of their 11-year history on Jan. 3, 1971 when they downed San Francisco, 17-10, for the NFC crown. A 16-13 loss to Baltimore in the Super Bowl Jan. 17 left Dallas with one major goal still unrealized.

1971

TEXAS STADIUM – The Cowboys opened a new era in their sparkling Irving, Texas, home with a 44-21 victory over the New England Patriots on Oct. 24. Duane Thomas scored the first touchdown in the new stadium, a 56-yard run just two minutes and 16 seconds after the opening kickoff. Attendance was 65,708.

SIX STRAIGHT PLAYOFFS – The Cowboys won their last seven games to finish 11-3, claim the Eastern Division championship and make the playoffs for the sixth year in a row. They defeated Minnesota, 20-12, in the opening round.

SECOND NFC TITLE – For the second consecutive year, the Cowboys met the San Francisco 49ers in the National Conference showdown. This time Dallas won 14-3, to qualify for its second straight Super Bowl.

FIRST WORLD CHAMPIONSHIP – The Cowboys downed the Miami Dolphins, 24-3, to win Super Bowl VI in New Orleans on Jan. 16. It was the 10th victory in a row for Dallas as Roger Staubach passed for two touchdowns and was named the game's Most Valuable Player.

1972

FIRST 1,000-YARD BACK – Calvin Hill became the first Dallas player to rush for 1,000 yards when he gained 111 on Dec. 9 against the Washington Redskins in Texas Stadium. Hill wound up with 1,036 yards for the season on a then record 245 carries.

SEVEN STRAIGHT PLAYOFFS – The Cowboys qualified for the NFL playoffs a record seventh consecutive year, their 10-4 record earning them the National Conference Wild Card berth. Roger Staubach passed for two touchdowns in the last 1:30 to give the Cowboys a 30-28 victory at San Francisco in the first round. Then, at Washington on New Year's Eve, Dallas was foiled in its bid for a third straight NFL title with the Redskins win, 16-3.

1973

100 VICTORIES – The Cowboys and Coach Tom Landry recorded their 100th victory with a 40-3 Texas Stadium win over the New Orleans Saints on Sept. 24. Landry ended the season with a career mark of 108-80-6 to rank ninth on the list of the NFL's all-time winningest coaches.

EIGHT STRAIGHT PLAYOFFS – The Cowboys regained the NFC Eastern Division title with a 10-4 record and broke their own NFL record by reaching the playoffs for the eighth year in a row. Dallas defeated the Western Division champion Los Angeles Rams in the first round, 27-16, but fell to Central Division winner Minnesota in the NFC Championship Game, 27-10.

1974

FIRST TOP DRAFT CHOICE – For the first time in their history, the Cowboys had the very first choice in the NFL Draft. The No. 1 pick came to Dallas from Houston in exchange for Tody Smith and Billy Parks. The Cowboys selected Ed "Too Tall" Jones, a 6-9, 260-pound defensive end from Tennessee State.

PLAYOFFS MISSED – The record breaking string of eight straight years in the NFL playoffs was broken when the club's 8-6 record failed to qualify.

1975

LILLY HONORED – "Mr. Cowboy" was honored on Bob Lilly Day at Texas Stadium at halftime of the Philadelphia game on Nov. 23. It was first such recognition ever given to a Dallas player. Lilly never missed a game in 14 years with the Cowboys, earning All-Pro honors seven times at defensive tackle before retiring prior to the '75 season.

TEN STRAIGHT WINNING SEASONS – The Cowboys 10-4 record earned them the NFC Wild Card berth in the playoffs. The composite record over 10 straight winning seasons was 101-37-2.

THIRD NFC TITLE – After shocking Minnesota in the first round, 17-14, on Roger Staubach's 50-yard "Hail Mary" pass to Drew Pearson, the Cowboys traveled to Los Angeles for the NFC showdown. Staubach threw four touchdown passes, three to Preston Pearson, and Dallas won, 37-7. Pittsburgh won Super Bowl X on Jan. 18 in Miami, 21-17.

1976

MEREDITH, PERKINS HONORED – Former Cowboys greats Don Meredith and Don Perkins joined Bob Lilly in the Ring of Honor at Texas Stadium during halftime ceremonies at the New York Giants game on Nov. 7.

ELEVEN STRAIGHT WINNING SEASONS – The Cowboys won the NFC Eastern Division title with their 11-3 record, giving them their 11th straight winning season and 10th playoff berth in that period. A 14-12 first round loss to Los Angeles – the first time Dallas had lost in the first round under the current playoff setup – ended the season.

1977

HOWLEY HONORED – Former All-Pro linebacker Chuck Howley, a Cowboy from 1961 through 1973, became the fourth member of the Ring of Honor. Howley was honored during ceremonies at halftime of the Detroit Lions game on Oct. 30.

TWELVE STRAIGHT WINNING SEASONS – Getting off to an 8-0 start, their best ever, the Cowboys rolled to a 12-2 record, the championship of the NFC East, and their 12th consecutive winning season. They opened their 11th visit to the playoffs in those 12 years with a 37-7 first-round victory over the Chicago Bears at Texas Stadium.

FOURTH NFC TITLE – Dallas crushed the Minnesota Vikings at Texas Stadium, 23-6, for National Conference crown No. 4 and the right to meet the Denver Broncos in Super Bowl XII.

SECOND WORLD CHAMPIONSHIP – The Cowboys stopped the Denver Broncos, 27-10, to win Super Bowl XII in New Orleans on Jan. 15, 1978. In the process, Dallas tied Minnesota for most Super Bowl appearances (four) and Green Bay, Miami and Pittsburgh for most Super Bowl victories (two). Defensive linemen Harvey Martin and Randy White were named co-MVPs in the game.

1978

THIRTEEN STRAIGHT WINNING SEASONS – After a mediocre 6-4 start, the Cowboys won six straight games to finish the expanded regular season with a 12-4 record and their 10th division crown. It marked the Cowboys 13th consecutive winning season and 12th trip to the playoffs in that span. Dallas rallied to beat Atlanta 27-20 in a divisional playoff at Texas Stadium, sending the Cowboys to their seventh NFC championship game in the past nine years.

FIFTH NFC TITLE – Dallas shut out the Rams in Los Angeles 28-0 in the National Conference title game to advance to the Super Bowl a record fifth time, including three of the last four. In the first Super Bowl rematch, Pittsburgh edged the Cowboys 35-31 for the NFL championship on Jan. 21 in Miami's Orange Bowl.

1979

TWENTIETH ANNIVERSARY – The Cowboys celebrated their 20th anniversary season at halftime of the St. Louis Cardinals game at Texas Stadium on Oct. 21. Star players from each of those 20 seasons plus Coach Tom Landry were introduced during the halftime ceremonies.

FOURTH STRAIGHT NFC EAST TITLE – The Cowboys won their final three regular season games to finish with an 11-5 record, their 11th division championship, including the past four NFC East titles, and 14th consecutive winning season. The Cowboys made their 13th trip to the playoffs in those 14 years, but were eliminated by Los Angeles 21-19 in a divisional playoff at Texas Stadium.

1980

STAUBACH RETIRES – At a press conference at Texas Stadium on March 31, quarterback Roger Staubach announced his retirement after 11 record-breaking years with the Cowboys. Staubach held all major Cowboys passing records and was the all-time leading NFL passer.

LILLY ENTERS HALL OF FAME – Bob Lilly, a seven-time All-Pro defensive tackle in his 14-year career with the Cowboys from 1961-74, became the first Cowboys player to be inducted into the Pro Football Hall of Fame. Enshrined along with Lilly on Aug. 2 at Canton, Ohio, were Herb Adderley, who played for the Cowboys from 1970-71, Jim Otto and Deacon Jones.

FIFTEEN STRAIGHT WINNING SEASONS – Behind new starting quarterback Danny White, the Cowboys rolled to their 15th consecutive winning season with a surprising 12-4 record, tied for best in the league with Philadelphia and Atlanta. The Cowboys lost the NFC East title to Philadelphia on a tie-breaker, but entered the playoffs for the 14th time in 15 years, this time as a wild card team. The Cowboys beat Los Angeles 34-13 at Texas Stadium in the NFC Wild Card Game and rallied past the Falcons at Atlanta 30-27 to advance to the NFC Championship Game at Philadelphia. But the Cowboys lost 20-7 in their bid for a sixth Super Bowl appearance.

LANDRY'S 200TH VICTORY – Tom Landry joined George Halas and Curly Lambeau as the only coaches with 200 NFL victories when the Cowboys beat Los Angeles 34-13 on Dec. 28 at Texas Stadium in the NFC Wild Card Game, raising Landry's record to 200-119-6, counting regular season and playoff games.

1981

RENFRO HONORED – Former All-Pro defensive back Mel Renfro, the Cowboys all-time leading pass interceptor, became the fifth member of the Cowboys Ring of Honor. Renfro, who played for Dallas from 1964 through 1977, was honored during halftime ceremonies of the Cowboys-Miami Dolphins game at Texas Stadium on Oct. 25.

TWELFTH DIVISION CHAMPIONSHIP – The Cowboys regained the NFC Eastern Division Championship, their 12th division title since 1966, with a 12-4 record and tied Oakland's NFL mark of 16 consecutive winning seasons. Entering the playoffs for the 15th time in that span, the Cowboys advanced to the NFC Championship Game for the ninth time in 12 years by routing Tampa Bay 38-0 at Texas Stadium. But for the second year in a row Dallas lost the conference title game. San Francisco scored a last-minute touchdown at Candlestick Park to edge the Cowboys 28-27 for a berth in Super Bowl XVI.

1982

200TH REGULAR-SEASON VICTORY – The Cowboys beat Washington 24-10 at RFK Stadium on Dec. 5 for the club's and Coach Tom Landry's 200th regular season victory.

SEVENTEEN STRAIGHT WINNING SEASONS – The Cowboys finished the strike-shortened regular season 6-3 to establish an NFL record of 17 consecutive winning seasons. Entering the playoffs for a record-tying eighth straight year and for the 16th time in 17 years, the Cowboys beat Tampa Bay 30-17 and Green Bay 37-26, both at Texas Stadium, to advance to the NFC Championship Game for the third year in a row. But again the Cowboys come up short, losing 31-17 at Washington.

1983

STAUBACH HONORED – Former quarterback Roger Staubach, who led the Cowboys to four Super Bowls, became the sixth member of the Ring of Honor during halftime ceremonies of the Cowboys-Tampa Bay game on Oct. 9.

NEW HEADQUARTERS – Ground was broken on Nov. 29 for the Cowboys new headquarters and training facility at Valley Ranch in northwest Dallas County.

EIGHTEEN STRAIGHT WINNING SEASONS – The Cowboys extended their NFL record to 18 consecutive winning seasons with a 12-4 finish. The club also set a league record with its ninth straight playoff appearance, qualifying as a wild card entry. The LA Rams eliminated Dallas from the playoffs, however, with a 24-17 upset victory at Texas Stadium in the NFC Wild Card Game on Dec. 26.

1984

SILVER SEASON – The Cowboys kicked off their 25th anniversary with a news conference at Texas Stadium on Jan. 27. President Tex Schramm announced the Cowboys would celebrate their 25th anniversary during 1984 under the theme "Silver Season."

OWNERSHIP CHANGES HANDS – The sale of the Cowboys from the Murchison family to an 11-member limited partnership headed by Dallas businessman H.R. "Bum" Bright was approved by NFL owners on March 19 at the league's annual meeting in Honolulu. The sale was completed on May 18.

NINETEEN STRAIGHT WINNING SEASONS – The Cowboys defeated the Eagles 26-10 in Philadelphia to extend their NFL record to 19 consecutive winning seasons. The Cowboys finished 9-7 and missed the playoffs for the first time in 10 years and only the second time in 19 years.

1985

STAUBACH ENTERS HALL OF FAME – Roger Staubach, the master of the comeback victory during his 11-year career as a Cowboys quarterback, was inducted into the Pro Football Hall of Fame in his first year of eligibility. Enshrined with Staubach on Aug. 3 at Canton, Ohio, were Pete Rozelle, Joe Namath, O.J. Simpson and Frank Gatski. Staubach joined Bob Lilly as the only players who spent their entire career with the Cowboys to be elected to the Hall of Fame.

TEXAS STADIUM IMPROVEMENTS – Texas Stadium unveiled a new look when the Cowboys opened their preseason schedule against Green Bay on Aug. 10. The stadium became the first to have two DiamondVision color scoreboards, and the addition of 118 Crown Suites gave Texas Stadium more private suites, 296, than any stadium in the nation.

COWBOYS RANCH OPENS – Cowboys players and coaches reported on Aug. 27 to the team's new headquarters and training facility at Cowboys Center in Valley Ranch.

DORSETT PASSES 10,000 YARDS – On a 19-yard sweep around left end, Tony Dorsett, became the sixth player in NFL history to rush for 10,000 yards. Dorsett's feat highlighted a 27-13 victory over Pittsburgh at Texas Stadium on Oct. 13.

THIRTEENTH DIVISION CHAMPIONSHIP – The Cowboys edged the New York Giants 28-21 on Dec. 15 at Texas Stadium to capture the NFC Eastern Division championship for the first time since 1981. Picked in most season previews to finish third or fourth in the division, the Cowboys rallied for their NFL record 20th consecutive winning season, a 13th division title in 20 years and a playoff berth for the 18th time in that span. But in their NFL record 36th playoff game appearance, the Cowboys fell 20-0 to the Los Angeles Rams in Anaheim Stadium on Jan. 4.

1986

COWBOYS GO TO LONDON – The Cowboys began preparations for their first trip to a foreign country when the NFL announced on March 12 that the Cowboys would play the Super Bowl champion Chicago Bears in a preseason game at London's Wembley Stadium on Aug. 3.

100TH WIN AT TEXAS STADIUM – Dallas defeated St. Louis 37-6 for the club's 100th victory at Texas Stadium. Since the facility opened in 1971 the Cowboys compiled a 100-25 (.800) record.

STREAK BROKEN – The Cowboys streak of 20 consecutive winning seasons from 1966 through 1985, third longest in professional sports history, came to an end when the club finished with a 7-9 record after losing seven of its last eight games. Only baseball's New York Yankees (39 straight winning seasons, 1926-64) and hockey's Montreal Canadiens (32 from 1951-52 through 1982-83) surpassed the Cowboys accomplishments.

1987

FOUNDER DIES – Cowboys founder Clint Murchison, Jr., died March 30 after a long illness. Murchison, 63, who owned the club until 1984, acquired the expansion Dallas franchise in the NFL in 1960. He hired Tex Schramm as general manager, gave Tom Landry a 10-year contract when his coaching career was in doubt in 1964 and was instrumental in the building of Texas Stadium.

DORSETT GETS 12,000 YARDS – Tony Dorsett became the fourth rusher in NFL history to gain more than 12,000 yards when he registered 52 yards against the Rams on Dec. 21 for a career total of 12,036. The only runners ahead of Dorsett were Walter Payton, Jim Brown and Franco Harris.

1988

LANDRY TIES LAMBEAU – Dallas opened the 1988 season against Pittsburgh on Sept. 12 and Tom Landry tied an NFL record held by Curly Lambeau by coaching in his 29th consecutive season with the same team. Lambeau led the Green Bay Packers from 1921-49.

1989

JONES ACQUIRES COWBOYS, NAMES JOHNSON COACH – Jerry Jones reached an agreement to purchase the Cowboys from Bum Bright on Feb. 25 and announced that University of Miami Coach Jimmy Johnson would replace Tom Landry.

SALE APPROVED, SCHRAMM RESIGNS – The sale of the Cowboys to Jerry Jones was unanimously approved by NFL owners on April 18 at a special meeting in New York. At the same meeting, Tex Schramm was named president of the new World League of American Football. He announced his resignation as president and general manager of the Cowboys after 29 years with the club.

AIKMAN SIGNED – The Cowboys, holding the No. 1 pick in the NFL Draft for only the second time in their history, announced the signing of quarterback Troy Aikman to a six-year contract on April 20.

WALKER TRADED – Herschel Walker is traded to Minnesota on Oct. 12 for five players, six conditional draft choices and a 1992 first round draft choice. Among the players who actually came to Dallas as a result of the trade included Emmitt Smith, Russell Maryland, Kevin Smith and Darren Woodson.

JORDAN HONORED – Former All-Pro linebacker Lee Roy Jordan (1963-76), became the seventh member of the Ring of Honor. Jordan was honored during ceremonies at halftime of the Phoenix Cardinals game on Oct. 29.

1990

AUSTIN TRAINING CAMP – Beginning on July 18, nearly 100,000 fans visit the Cowboys first ever in-state training camp at St. Edward's University in Austin, Tex.

LANDRY ENTERS HALL OF FAME – Tom Landry, who led the Cowboys to five Super Bowls and 20 consecutive winning seasons as the Cowboys head coach from 1960-88, was inducted into the Pro Football Hall of Fame in his first year of eligibility. Enshrined on Aug. 4 at Canton, Ohio, Landry joined former Dallas players Bob Lilly and Roger Staubach as the only Hall of Fame members who built their achievements with the Cowboys.

SMITH ROOKIE OF THE YEAR, JOHNSON COACH OF THE YEAR – Following a dramatic turn-around season where the team posted a 7-9 record and missed the playoffs by one game, Jimmy Johnson was named the NFL Coach of the Year by the Associated Press. Running back Emmitt Smith, who led all NFL rookie running backs in rushing yardage and touchdowns, was named the A.P.'s NFC Offensive Rookie of the Year.

1991

RECORD DRAFT HAUL INCLUDES MARYLAND AS NO. 1 OVERALL PICK – After a pre-draft trade with the New England Patriots, the Cowboys used the No. 1 overall selection in the NFL Draft for only the third time in franchise history. Dallas chose Outland Trophy winner Russell Maryland (DT) with the top pick. The Cowboys went on to acquire 16 more choices, setting a club record for most selections in a 12-round draft with 17 overall.

SCHRAMM ENTERS HALL OF FAME – One of the NFL's true innovators, and the guiding force behind the development of America's Team, Tex Schramm was inducted into the Pro Football Hall of Fame on July 27, 1991. Schramm, who served as the President and General Manager of the Dallas Cowboys from the team's inception in 1960 until his retirement in 1989, joined Staubach, Lilly and Landry with his enshrinement in Canton, Ohio.

RETURN TO THE PLAYOFFS – After winning the final five games of the season, Dallas finished with an 11-5 record – the team's best mark since the 1983 season. The initial spark to the winning streak was a 24-21 win over the eventual World Champion Washington Redskins on Nov. 24. The win, at Washington's RFK Stadium, ended the Redskins' bid for a perfect regular season after 11 straight wins. Dallas finished second in the NFC East and qualified as the NFC's No. 2 Wild Card Playoff entry, marking the club's first postseason trip since 1985. Dallas traveled to Chicago and defeated the Bears 17-13 in the opening round Wild Card Game before dropping a 38-6 decision at Detroit the following week.

SMITH AND IRVIN LEAD NFL – Emmitt Smith and Michael Irvin became the first two players from the same team to lead the NFL in rushing yardage and receiving yardage in the same season. Smith had 1,563 yards rushing, while Irvin set single-season club records for receptions (93) and receiving yardage (1,523). Both players were named to the NFC Pro Bowl squad along with tight end Jay Novacek and quarterback Troy Aikman. The Cowboys sent four offensive players to the Pro Bowl for the first time since 1979, and Irvin was named the MVP of the Pro Bowl Game.

1992

JONES NAMED TO COMPETITION COMMITTEE – On May 1, Jerry Jones, was appointed to the NFL's Competition Committee by Commissioner Paul Tagliabue. Jones became the first owner to serve on the prestigious committee since the death of Cincinnati's Paul Brown.

FOURTEENTH DIVISION CHAMPIONSHIP – Before a national television audience on ABC's Monday Night Football, the Cowboys defeated the Atlanta Falcons (41-17) at the Georgia Dome to claim the NFC Eastern Division Championship. The victory marked the Cowboys first divisional title since 1985.

RECORD NUMBER OF OFFENSIVE PRO BOWL SELECTIONS – Six players from the Cowboys offense were selected to play in the Pro Bowl: RB Emmitt Smith, TE Jay Novacek, QB Troy Aikman, WR Michael Irvin, G Nate Newton and C Mark Stepnoski. The six players establish a Dallas Cowboys record for most offensive players selected to the Pro Bowl.

CLUB RECORD FOR VICTORIES/SMITH EARNS SECOND RUSHING TITLE – On Dec. 27, Dallas defeated Chicago by a 17-14 score at Texas Stadium. The victory was the 13th of the year for Dallas, establishing a new club record for victories in a season. Emmitt Smith finished the season with 1,713 rushing yards, enabling him to become the first player to win back-to-back NFL rushing titles since Eric Dickerson (1983-84).

ROAD ATTENDANCE RECORD SET – The Cowboys set a new team record for road attendance by averaging 72,523 fans-per-road game in 1992. The team also played before a sold-out stadium in all 16 regular season games for the first time since the 1981 season.

SIXTH NFC TITLE – On January 17, 1993, the Cowboys defeated the San Francisco 49ers by a 30-20 score at Candlestick Park. The victory sends Dallas to Super Bowl XXVII in Pasadena, marking the Cowboys first NFC title, and Super Bowl trip, since 1978.

THIRD WORLD CHAMPIONSHIP – While making an NFL record sixth Super Bowl appearance, the Cowboys defeated Buffalo 52-17 in Super Bowl XXVII at the Rose Bowl in Pasadena on Jan. 31, 1993. The victory enabled the Cowboys to become the only franchise in NFL history to win more than one Super Bowl under two different ownerships. The Super Bowl crowd of 98,374 was the largest crowd to ever witness a Dallas Cowboys game. The game was also witnessed by 133.4 million television viewers, making Super Bowl XXVII the most watched event in television history.

1993

WHITE HOUSE VISIT – On March 5, the Super Bowl Champion Dallas Cowboys became the first athletic team to visit the White House under the Clinton administration. The Cowboys team visit to the White House was the first in club history.

LANDRY HONORED – Former Head Coach Tom Landry, who led Dallas to two Super Bowl wins and five NFC titles in his 29 years at the Cowboys helm, became the eighth member of the Ring of Honor during halftime ceremonies of the Cowboys-New York Giants game on Nov. 7.

RECORD NUMBER OF PRO BOWL SELECTIONS – An NFC-record 11 Dallas players were selected to the Pro Bowl, including a club-record eight offensive selections (seven Pro Bowl starters).

FIFTEENTH DIVISION CHAMPIONSHIP – In the final game of the regular season on Jan. 2, the Cowboys defeat the New York Giants 16-13 in overtime at Giants Stadium to claim their 15th division crown and their second consecutive NFC East title.

SMITH EARNS THIRD RUSHING TITLE – Emmitt Smith finishes the season with 1,486 yards to earn his third straight NFL rushing crown. He becomes just the fourth man in NFL history to win three consecutive rushing titles.

SEVENTH NFC TITLE – Dallas defeats San Francisco 38-21 in the NFC Championship Game at Texas Stadium. The victory gives the Cowboys an NFL-record seventh conference championship in the first conference title game to be played at Texas Stadium since Jan. 1, 1978 (a 23-6 win over Minnesota).

FOURTH WORLD CHAMPIONSHIP – Dallas becomes one of just three NFL teams to win four Super Bowls by defeating Buffalo (30-13) in Super Bowl XXVIII. The game, played at the Georgia Dome in Atlanta, featured two rushing touchdowns by Super Bowl MVP Emmitt Smith. Dallas raised its NFL record number of Super Bowl appearances to seven (one fourth of all the Super Bowl games played).

1994

SWITZER NAMED HEAD COACH – Barry Switzer is named the new head coach of the Dallas Cowboys – and the third head coach in team history – on March 30. Switzer replaces Jimmy Johnson, who stepped down as the Cowboys head coach the previous day.

DORSETT AND WHITE ENTER HALL OF FAME – Tony Dorsett, the Cowboys leading rusher in his 11-year career with the Cowboys from 1977-87, and Randy White, a nine-time Pro Bowl defensive tackle in his 14-years with the Cowboys from 1975-78, are inducted into the Pro Football Hall of Fame in their first year of eligibility. They were enshrined on July 30 in Canton, Ohio.

NFL RECORD CROWD IN MEXICO CITY – The Cowboys travel to Mexico City to play the Houston Oilers in a preseason game in front of 112,376 fans, the largest crowd to ever witness an NFL game (Aug. 15).

DORSETT AND WHITE HONORED – Former All-Pro, running back Tony Dorsett and defensive tackle Randy White, became the ninth and 10th members of the Ring of Honor. They were honored during ceremonies at halftime of the Arizona Cardinals game on Oct. 9.

SIXTEENTH DIVISION CHAMPIONSHIP – The Cowboys clinched the NFC Eastern Division Crown in the first week of December with a 31-19 victory over the Eagles in Philadelphia (Dec. 4).

RECORD NUMBER OF PRO BOWL SELECTIONS – AGAIN – For the second straight year, the Cowboys send 11 players to the Pro Bowl, tying the NFC record that Dallas established in 1993.

NFL RECORD FOR TITLE GAME APPEARANCES – While making an NFL record 13th NFC Championship Game appearance, the Cowboys become the only team in NFL history to advance to at least two championship games in every decade of the team's existence. Dallas fell short of its third straight Super Bowl with a 38-28 loss to the San Francisco 49ers at Candlestick Park on Jan. 15, 1995.

1995

SEVENTEENTH DIVISION CHAMPIONSHIP – On Dec. 24, Dallas wrapped up its fourth straight NFC Eastern Division title – a feat that no other NFC East team has accomplished other than the Cowboys teams from 1976 to 1979.

SMITH WINS FOURTH RUSHING CROWN – Emmitt Smith closes the season with a team-record 1,773 rushing yards and an NFL record 25 touchdowns. Smith led the NFL in rushing for the fourth time in five years, becoming just the fifth player in NFL history to win at least four rushing titles.

TEN PRO BOWLERS SELECTED – Ten Cowboys are selected to the NFC Pro Bowl squad. Since 1993, Dallas has earned 32 Pro Bowl selections – the most ever by one team over a three year period of time.

EIGHTH NFC TITLE – The Cowboys win an NFL record eighth conference championship game by defeating the Green Bay Packers 38-27 at Texas Stadium on Jan. 14, 1996. The victory marked the Cowboys third NFC title in four years.

THREE SUPER BOWL TITLES IN FOUR YEARS – Dallas becomes the first team in NFL history to win three Super Bowls in a four year period by defeating the Pittsburgh Steelers 27-17 in Super Bowl XXX at Sun Devil Stadium in Tempe, AZ. The game, played on Jan. 28, 1996, is witnessed by 138.4 million television viewers, making Super Bowl XXX the most watched event in television history to that point. The victory enables Dallas to earn its fifth Super Bowl title.

1996

RENFRO ENTERS HALL OF FAME – Mel Renfro, a 10-time Pro Bowl selection, becomes the seventh player in club history to gain induction into the Pro Football Hall of Fame. During his 14-year career, Renfro became one of the best to ever play in the secondary, recording 52 career interceptions and a 26.4-yard career kickoff return average.

SMITH PASSES 10,000 YARDS – On a six-yard dash up the middle against Washington on Thanksgiving Day, Emmitt Smith became the 12th player in NFL history to rush for 10,000 yards. Smith's feat highlighted a 21-10 win over the Redskins at Texas Stadium on Nov. 28.

NINE PRO BOWLERS SELECTED – A NFL-high nine players are selected to the NFC Pro Bowl squad, the fourth straight year Dallas has led the NFL in Pro Bowl selections. Over the past four seasons, Dallas has sent 41 players to Hawaii, the most ever in the NFL in a four-year period. The next highest total was posted by the 1971-74 Miami Dolphins with 38.

EIGHTEENTH DIVISION CHAMPIONSHIP – On Dec. 15, Dallas wrapped up its fifth straight NFC East Division title - a feat never before achieved in the NFC East - and the 18th division title in team history with a win over New England at Texas Stadium.

1997

IRVIN TOPS 10,000 YARDS – On a 14-yard touchdown reception at Washington on Oct. 13, Michael Irvin became the 14th player in NFL history to record over 10,000 yards receiving.

PLAYOFF STREAK SNAPPED – The Cowboys close the 1997 season with a 6-10 record, marking the team's first non-playoff season since 1990.

1998

GAILEY NAMED HEAD COACH – Jerry Jones named Chan Gailey as the fourth head coach in the history of the Dallas Cowboys franchise on Feb. 12. Gailey, who had previously served as the Pittsburgh Steelers offensive coordinator, replaced Barry Switzer, who resigned from his position on January 9th.

TRAINING CAMP OPENS IN WICHITA FALLS – The Cowboys open training camp at Midwestern State University in Wichita Falls, Texas on July 15. Attendance figures for the four-week camp exceed 100,000.

SANDERS SETS RETURN MARK – On Sept. 21, Deion Sanders returned a punt 59 yards for a touchdown in the first half at the New York Giants and then took an interception 71 yards for a score in the fourth quarter. It was the first time in club history one player scored two touchdowns on returns of any kind in the same game.

SMITH BECOMES CLUB'S ALL-TIME RUSHER – With 163 yards on 29 carries in a 16-6 win over the New York Giants on Nov. 8, Emmitt Smith becomes the Dallas Cowboys all-time leading rusher. Smith's performance pushes him past Tony Dorsett (12,036) and into the Cowboys top spot.

NINETEENTH DIVISION CHAMPIONSHIP – After a one-year absence from postseason play, the Cowboys clinch their sixth NFC Eastern Division title in the last seven years with a 13-9 win over Philadelphia at Texas Stadium on Dec. 20. The 1998 division crown is the 19th division championship (15th NFC East title) in the club's 39-year history.

SMITH BECOMES NFL'S ALL-TIME RUSHING TOUCHDOWN LEADER – After scoring a first half touchdown on a one-yard run against the Redskins at Texas Stadium, Emmitt Smith becomes the NFL's all-time leader in rushing touchdowns, passing Marcus Allen (123). Smith later added a 26-yard score to give him 125 rushing touchdowns by season's end.

COWBOYS POST 10 WINS AND SWEEP NFC EAST – The Cowboys closed the year with a 23-7 victory over Washington and a 10-6 record. The win over the Redskins also enabled Dallas to become the first team in the history of the NFC East to post an 8-0 record in division play.

COWBOYS EXTEND NFL-RECORD WITH 25TH PLAYOFF APPEARANCE – The Cowboys extended their NFL record for postseason appearances to 25 with a 20-7 loss to Arizona in a NFC Wild Card Playoff Game at Texas Stadium.

1999

COWBOYS COMEBACK – The Cowboys overcome a 21 point fourth quarter deficit and pull out an overtime win over the Washington Redskins in the season opener on Sept. 12. After the team scored 21 points in the fourth quarter to tie the game – tying the largest deficit overcome to win a game – Troy Aikman connected with Raghbi Ismail on a 76-yard bomb in overtime to provide the final margin of victory.

IRVIN RECORDS FINAL CATCH – On Oct. 10 at Veterans Stadium in Philadelphia, wide receiver Michael Irvin went across the middle and hauled in an eight-yard reception for the 750th catch of his career. The catch would be the last of his career as he suffered neck and back injuries on the play and was never able to return to the playing field. Irvin finished his career tied for 10th on the NFL's all-time reception list and was ninth all-time in receiving yards.

SELLOUT STREAK ENDS – The Dallas Cowboys NFL-record of consecutive games in front of sold out stadiums comes to an end on Dec. 24, 1999 in a Christmas Eve game against the New Orleans Saints in the Louisiana Superdome. The streak, which included home and away games, came to a halt after 160 games. It began on December 23, 1990 at Philadelphia's Veterans Stadium and included 79 straight sell-outs at Texas Stadium (including playoffs) and 81 straight sell-outs on the road (including playoffs).

AIKMAN NFL'S WINNINGEST QUARTERBACK – With eight wins in 1999, Troy Aikman became the winningest starting quarterback of any decade in NFL history with 90 wins in the 1990s. He broke the mark of 86 wins set by Joe Montana in the 1980s.

TEAM OF THE 90'S – The Cowboys close the century as the NFL's most successful team in the decade of the 1990s. From 1990 to 1999, Dallas qualified for the playoffs eight times, won six division titles, made four trips to the conference championship game and won three Super Bowls.

SMITH BECOMES NFL'S ALL-TIME LEADING POSTSEASON RUSHER – Emmitt Smith ran for 99 yards in a 27-10 loss at Minnesota in an NFC Wild Card Playoff Game on Jan. 9, 1999. The total gave Smith the NFL record with 1,586 career postseason rushing yards, moving him past Franco Harris (1,556).

2000

CAMPO NAMED HEAD COACH – Jerry Jones named Cowboys defensive coordinator Dave Campo as the fifth head coach in franchise history on Jan. 26. Campo spent the previous 11 seasons as an assistant coach in Dallas and was the defensive coordinator for the 1995 team that won Super Bowl XXX. He replaced Chan Gailey, who was fired on Jan. 11.

TOM LANDRY DIES – After a long battle with leukemia, Tom Landry died on Feb. 12 at the age of 75.

SMITH ECLIPSES 15,000 YARDS – With 150 yards rushing against Washington on Dec. 10, running back Emmitt Smith became just the third player in NFL history to rush for over 15,000 career yards, joining Walter Payton and Barry Sanders. Smith's effort also pushed him past the 1,000-yard mark for the season, marking the 10th consecutive season he has done so. Barry Sanders is the only other player to have accomplished this feat.

2001

AIKMAN RETIRES – At a press conference at Texas Stadium on April 9, quarterback Troy Aikman announced his retirement after 12 seasons with the Cowboys. Aikman departed holding or tied for 47 separate club passing records.

HAYES HONORED – Former All-Pro wide receiver Bob Hayes, the "World's Fastest Human," became the 11th member of the Ring of Honor. He was inducted during a ceremony at halftime of the San Diego game on Sept. 23.

2002

SMITH BECOMES NFL'S ALL-TIME LEADING RUSHER – On second-and-seven from the Dallas 30-yard line with 9:28 remaining in the fourth quarter against Seattle at Texas Stadium on Oct. 27, Emmitt Smith burst up the middle on an 11-yard run to become the NFL's all-time leading rusher. With that carry, he moved past Walter Payton's mark of 16,726 career rushing yards. Smith finished the day with 109 yards on 24 carries. By season's end, he had extended the record to 17,162 career rushing yards.

2003

PARCELLS BECOMES SIXTH COACH IN CLUB HISTORY – On Jan. 2, Bill Parcells was named the sixth head coach in club history, replacing Dave Campo who was fired on December 30. In 15 seasons as a head coach with the New York Giants, the New England Patriots and the New York Jets, Parcells posted a 149-106-1 record, including victories in Super Bowls XXI and XXV with the Giants and an appearance in Super Bowl XXXI with the Patriots. His 149 career wins place him 13th in NFL history.

EMMITT SMITH RELEASED – On Feb. 27, Emmitt Smith was released after 13 seasons with the club. He departs as the NFL's all-time leading rusher and holds or is tied for 62 club records. On March 27, Smith signed a two-year contract with the Arizona Cardinals.

TEX SCHRAMM DIES – One of the founding fathers of the Dallas Cowboys, Tex Schramm died on July 15 at the age of 83.

SCHRAMM HONORED – The first president and general manager of the club, Tex Schramm became the 12th member of the Ring of Honor. He was a driving force in turning a 1960 expansion team into one of the most popular and successful sports franchises in the world, Schramm was honored during a halftime ceremony of the Philadelphia game on Oct. 12.

COWBOYS POST 10 WINS AND RETURN TO THE PLAYOFFS – The Cowboys topped the N.Y. Giants on Dec. 21 to record their 10th win of the season and secure a wild card berth in the playoffs. It was the club's 27th postseason appearance, extending their NFL record. It was also the 24th season that the club had posted at least 10 wins, also a league record.

2004

HARRIS AND WRIGHT HONORED – Two members of the NFL's All-Decade team from the 1970s, Cliff Harris and Rayfield Wright, became the 13th and 14th members of the Ring of Honor. The duo were key members of the Cowboys teams that captured Super Bowl VI and XII titles and were both six-time Pro Bowl selections. Harris and Wright were honored during a ceremony at halftime of the N.Y. Giants game on Oct. 10.

ARLINGTON, TEXAS AND THE DALLAS COWBOYS – With 55% of the vote, the citizens of Arlington, Texas, overwhelming support a stadium referendum at the polls on Nov. 2. The public-private partnership between the City of Arlington and the Dallas Cowboys will fund a retractable roof stadium in the heart of Arlington's entertainment district. With over \$400 million committed by the team and stadium users, it will be the largest private investment in a stadium in NFL history, and the stadium will give North Texas the ability to bring major events like the Super Bowl and the NCAA Final Four to the region.

SMITH AND WOODSON RETIRE – Within one month's time, the NFL's all-time leading rusher and the Cowboys all-time leading tackler walk away from the game of football for the final time. At a December 29 press conference, Darren Woodson announced his retirement after 12 seasons with the Cowboys. Woodson departed with the club record for career tackles with 1,350. Just a few weeks later on February 3, 2005 at a press conference in Jacksonville, Florida, at Super Bowl XXXIX, Emmitt Smith announced his retirement after 13 seasons with the Cowboys and two with the Arizona Cardinals. In 15 NFL seasons he amassed league records with 18,355 rushing yards, 164 rushing touchdowns and 78 100-yard rushing games.

2005

TRIPLETS HONORED – Troy Aikman, Michael Irvin and Emmitt Smith, the cornerstone players of the three-time Super Bowl Champion Cowboys teams of the 1990s became the 15th, 16th and 17th members of the club's Ring of Honor. The trio finished their Cowboys career holding almost every major passing, receiving and rushing record while helping the team become the NFL's Team of the Decade for the '90s. A record crowd of 65,207 fans pack Texas Stadium to witness the halftime event during the Monday Night Football match-up against division rival Washington on Sept. 19.

29TH WINNING SEASON – With a 24-20 win at Carolina, the Cowboys clinch the 29th winning season in the franchise's 46 years in operation. Dallas finished the year 9-7.

20 MILLION FANS – The Cowboys played in front of 63,131 fans in the regular season finale at Texas Stadium on Jan. 1, 2006, pushing the club's all-time home attendance figure past the 20 million mark. Dating back to the 1960 franchise opener at the Cotton Bowl, 20,002,761 fans have now seen the Dallas Cowboys live at the Cotton Bowl and Texas Stadium.

2006

AIKMAN AND WRIGHT ENTER HALL OF FAME – Three-time Super Bowl Champion quarterback Troy Aikman and six-time Pro Bowl tackle Rayfield Wright become the eighth and ninth former Cowboys to be enshrined in the Pro Football Hall of Fame in Canton, Ohio. Aikman, the MVP of Super Bowl XXVII and the winningest quarterback of the 1990's is selected in his first year of eligibility. Wright, a member of the NFL's 1970s All-Decade team and two Super Bowl winning teams in Dallas is selected in his first year as a senior's committee nominee. Enshrinement ceremonies were scheduled for Aug. 5, 2006 in Canton, Ohio.

CONSTRUCTION BEGINS ON NEW COWBOYS STADIUM – On April 10, 2006, ground was broken on the new Dallas Cowboys Stadium in Arlington, Texas. The state-of-the-art venue is scheduled for completion by the start of the 2009 NFL season and will accommodate between 80,000 and 100,000 fans.

30th WINNING SEASON AND 28th PLAYOFF APPEARANCE – A victory over the Falcons in the Georgia Dome on Dec. 16 wrapped up the Cowboys place in the NFL playoffs for the 28th time while securing the club's 30th winning season (9-7).

2007

PHILLIPS HIRED AS SEVENTH HEAD COACH – On Feb. 8, Jerry Jones announced the appointment of Wade Phillips as the seventh head coach in Dallas Cowboys history. Phillips, who brought a previous 45-35 record as an NFL head coach to the club, replaced Bill Parcells who announced his retirement from coaching on Jan. 22.

SUPER BOWL AWARDED TO NORTH TEXAS AND COWBOYS NEW STADIUM – On May 22, at NFL owners' meetings in Nashville, North Texas was selected to host Super Bowl XLV. The game will be played at the Cowboys new stadium in Arlington, Texas on February 6, 2011. The first Super Bowl to be presented in North Texas was awarded on the fourth ballot of a vote by the NFL ownership.

IRVIN ENTERS HALL OF FAME – Michael Irvin, a member of six divisional winners and three Super Bowl championship teams with the Cowboys of the 1990s, became the 10th former Dallas Cowboys player to be enshrined in the Pro Football Hall of Fame. Irvin, the Cowboys career leader in receptions and yardage, chose team owner Jerry Jones to present him for induction at the ceremony in Canton, Ohio on Aug. 4, 2007.

COWBOYS WIN NFC EASTERN DIVISION – With a 28-27 win at Detroit on Dec. 9, the Cowboys clinched the NFC Eastern Division title for the first time since 1998. The win gave Dallas its 20th division championship (16th NFC East). Dallas closed the season with an NFC-best 13-3 record, tying the club mark for regular season victories that was set in 1992.

2008

PRO BOWL COWBOYS – A record 13 Dallas Cowboys participated in the Pro Bowl in Hawaii (Feb. 10). Representing the club on offense were starters Tony Romo, Terrell Owens, Flozell Adams, Andre Gurode, Leonard Davis and Jason Witten. Marion Barber was a reserve for the NFC offense. On the defensive side, DeMarcus Ware and Ken Hamlin were starters while Roy Williams, Terence Newman and Greg Ellis were reserves. Rookie placekicker Nick Folk was also selected.

A FINAL FAREWELL – The Dallas Cowboys played their final game at Texas Stadium against the Baltimore Ravens on Sat., Dec. 20 in front of 63,800 fans. Jason Witten scored the final Cowboys touchdown at the stadium on a 21-yard pass from Tony Romo to cut Dallas' deficit to 26-24 with 1:36 remaining. On Baltimore's next possession, LeRon McClain scored on an 82-yard run to mark the longest running play by an opponent at the stadium to give the Ravens the 33-24 win.

SACK ATTACK – In the final game at Texas Stadium, DeMarcus Ware picked up his league-leading 20th sack of the season. Ware's 20.0 sacks also established a club record since sacks became an official stat in 1982.

2009

HAYES ENTERS HALL OF FAME – "Bullet" Bob Hayes was enshrined in the Pro Football Hall of Fame, becoming the 11th former Cowboy to receive that honor. Hayes spent 10 seasons with the Cowboys and revolutionized the wide receiver position and the way defenses would play in the NFL. He began his 11-year NFL career after winning two Olympic gold medals at the 1964 Olympic Games in Tokyo, Japan where he earned the title of "The World's Fastest Human." The three-time Pro Bowl selection arrived in Dallas after the Olympics and remains - as the only rookie in franchise history to ever lead the team in receptions (46), receiving yards (1,003) and a rookie club record of 12 touchdown catches.

DRAFTING A DOZEN – The Dallas Cowboys entered the 2009 draft with 11 selections and finished the weekend with 12 picks. Dallas' 12 draft picks marked the most selected since the draft was shortened to seven rounds in 1994 and the most overall picks since selecting 15 players in 1992's 12-round draft. After trading away their second round pick - the club's only first-day draft pick - Dallas selected all 12 picks from Round Three on to mark the most selections after the third round since picking up 14 players in the 12-round draft in 1991.

RIBBON CUTTING – In a ceremony involving the Jones Family, Arlington Mayor Robert Cluck, and a host of Cowboys greats on hand, the West End Zone doors to AT&T Stadium were officially opened to a crowd of close to 2,000 as part of the building's Ribbon Cutting ceremony on May 27.

OPENING ACT – The inaugural event at AT&T Stadium was a star-studded country music concert headlined by George Strait. Superstar Reba McEntire, singer/songwriter Blake Shelton and recording artist Lee Ann Womack joined the event.

ATTENDANCE RECORD – The 105,121 fans who attended the first regular season game at AT&T Stadium (Dallas vs. the N.Y. Giants, 9/20/09) became the largest crowd to ever witness an NFL regular season -- or postseason -- game.

2010

COWBOYS WIN NFC EASTERN DIVISION – With a 24-0 win over Philadelphia (1/3/10), the Cowboys wrapped up the NFC Eastern Division title -- marking the 21st division crown in the club's 50 year history. Dallas advanced to the playoffs for the 12th time in the 21 years of Jones' tenure as the owner and general manager.

AT&T STADIUM HOSTS FIRST PLAYOFF GAME – Dallas beat Philadelphia 34-14 in front of 92,951 fans in Arlington (1/19/10). The victory increased the Cowboys NFL-best total of all-time postseason wins to 33.

NBA ALL STAR GAME – The 108,713 fans who saw the NBA All Star Game at AT&T Stadium became a part of history as they made up the largest crowd to attend a basketball game - at any level - in the more than 100-year history of the sport.

SMITH ENTERS HALL OF FAME – Emmitt Smith, the NFL's all-time leading rusher with 18,355 yards and winner of three Super Bowl rings, became the 12th player in franchise history inducted into the Pro Football Hall of Fame. Smith, who won NFL and Super Bowl MVP awards and is the NFL record holder with 11 consecutive 1,000-yard rushing seasons, is presented by team owner Jerry Jones for the induction ceremony.

MIDSEASON CHANGE – For the first time in Dallas Cowboys history, a coaching change was made during the season. Wade Phillips was relieved of his duties on Nov. 8 and Jason Garrett was named Interim Head Coach. Under Garrett, Dallas finished the season 5-3 after starting it 1-6.

2011

GARRETT BECOMES EIGHTH HEAD COACH IN CLUB HISTORY – On Jan. 5, Jason Garrett was named the eighth head coach in franchise history after serving as the interim head coach for the second half of the 2010 season. Garrett spent the previous four seasons as the club's offensive coordinator while also serving as the assistant head coach for three.

NEW COACHING STAFF MOVES IN – Beginning with the hiring of Rob Ryan as the club's defensive coordinator on Jan. 15, Dallas added six new coaches and added duties to three others. Matt Eberflus became the linebackers coach on Jan. 26, followed by Ben Bloom as the defensive quality control coach/linebackers on Jan. 31. Brian Baker was named defensive line coach on Feb. 7, Mike Woicik returned as the strength and conditioning coach on Feb. 9, Jimmy Robinson became the assistant head coach/wide receivers on Feb. 11 and Walt Williams an assistant strength and conditioning coach on Feb. 14. On Feb. 17, John Garrett added the title passing game coordinator, Hudson Houck running game coordinator and Wes Phillips was named assistant offensive line coach.

SANDERS ENTERS HALL OF FAME – Deion Sanders, a member of three divisional winners and a Super Bowl championship team with the Cowboys from 1995-99, became the 13th former Dallas Cowboys player to be enshrined in the Pro Football Hall of Fame. Sanders, the biggest free agent move in the history of the franchise at the time, was also the only man in professional sports to play in both a World Series and a Super Bowl.

SUPER BOWL XLV COMES TO NORTH TEXAS – For the first time in the region's history, North Texas played host to a Super Bowl when the Green Bay Packers and Pittsburgh Steelers faced off in Super Bowl XLV on Feb. 6 at AT&T Stadium. The Packers earned their fourth Super Bowl Championship with a 31-25 win in front of 103,219 fans - the fourth-largest crowd to watch a Super Bowl.

THREE ENTER RING OF HONOR – Larry Allen, Charles Haley and Drew Pearson were inducted into the Ring of Honor on Nov. 6, 2011 at halftime of the Cowboys-Seahawks game becoming the 18th, 19th and 20th members of the club's Ring of Honor. All three players earned Super Bowl rings in their years with the Cowboys, Allen - three; Haley - three and Pearson - one.

SETTING RECORDS – DeMarco Murray saw extended time against St. Louis (10/23) with an injury to Felix Jones. Murray seized the opportunity and established a single-game club record with 253 rushing yards, breaking Emmitt Smith's mark of 237 set in 1993. He scored his first career touchdown on a 91-yard run which was the longest first career rushing touchdown in NFL history and the second-longest run in team history. Over the course of the next four games, he rushed for 601 yards, the most in club history over that span.

2012

COACHING STAFF ADDITIONS – The Dallas Cowboys welcomed three new coaches to their staff in the 2012 offseason starting with Bill Callahan, who was named the club's offensive coordinator/offensive line coach on Jan. 12. That same day, the club hired Jerome Henderson to lead the secondary and added Joe Baker as an assistant secondary coach on Feb. 13.

FREE AGENCY FRENZY – The Cowboys were active in free agency, signing seven veteran players, the most since 1990 when 16 were signed. The club targeted cover corner Brandon Carr and locked him up with a five-year \$50.1 million contract on March 14. The team also signed guard Mackenzie Bernadeau, quarterback Kyle Orton, and fullback Lawrence Vickers on the same day. Linebacker Dan Connor was added on March 15, guard Nate Livings on March 16 and safety Brodney Pool on March 19.

TRADE TO LAND IN TOP 10 – With the trade to move up to the sixth overall pick to select cornerback Morris Claiborne, the Cowboys traded into the top 10 in the NFL Draft for the first time since trading up to draft Russell Maryland with the top overall selection in 1991.

ALL-TIME RECEPTIONS LEADER – In the fourth quarter of the game at Atlanta (11/4), Jason Witten hauled in his fourth catch of the game to give him 751 career receptions to pass Michael Irvin's club record of 750.

BREAKING A RECORD – With his third catch of the home finale against New Orleans On Dec. 23, Jason Witten established an NFL tight end single-season receptions record, finishing the game with 103 catches. The previous mark was held by Tony Gonzalez (102 in 2004). Witten finished the season with 110 catches, just one shy of Michael Irvin's record set in 1995.

2013

TWO MORE COWBOYS IN HALL OF FAME – Dallas had two more members enshrined in the Pro Football Hall of Fame in Canton, Ohio when Larry Allen and Bill Parcells were both inducted. Allen, a member of the NFL's All-Decade Team for the 1990s and 2000s, became the second Cowboys offensive lineman to earn a bust in Canton. Parcells, who coached four seasons in Dallas, is the third head coach (Tom Landry) or executive (Tex Schramm) to have the honor.

2014

IT'S GOOD! – Dan Bailey drilled two field goals in the win at St. Louis (9/21) to pass Chris Boniol with the longest streak of consecutive field goals made - 28. He added two more against Houston (10/5) before missing one in that same game, setting the mark at 30.

500TH WIN – In handing New Orleans (9/28) a 38-17 Sunday night loss, the Dallas Cowboys registered their 500th overall win (including postseason). Dallas became the 11th team in NFL history with 500 wins, and did it in 880 games, the second-fastest to reach 500. Chicago was the fastest, reaching the mark in 870 games.

900 CATCHES FOR 10,000 YARDS – Jason Witten became the second Dallas Cowboy (Irvin) to reach 10,000 career receiving yards after tallying 59 yards against Houston (10/5). He then became just the second tight end - 16th player - in league history to reach 900 career catches with his two at Seattle (10/12).

THE GOAT – In the win at Seattle (10/12), Dan Bailey had three field goals, including a career-long 56-yarder, to give him 102 career field goals made. He became the second Cowboys kicker (Rafael Septien) to reach 100 and also qualified for all-time kicking stats. By season's end, Bailey's 89.8 field goal percentage is tops all-time.

RUN MURRAY, RUN – DeMarco Murray's 128 rushing yards against the N.Y. Giants (10/19) made him the first rusher in NFL history to record a streak of seven consecutive games to open the season with 100 rushing yards, breaking Jim Brown's 56-year old record of six straight games to open a season. Murray continued the streak a week later against Washington (10/27) before failing to reach 100 yards versus Arizona in Week 9, setting the NFL record at eight consecutive games. Murray was recognized as the NFL Offensive player of the month in both September and October for his accomplishments during the stretch.

ALL-TIME CLUB PASSING YARDS LEADER – Tony Romo completed 18-of-20 passes for 218 yards in the win at Indianapolis (12/21). His 218 yards gave him 32,971 for his career to pass Troy Aikman (32,942) as the club's all-time passing yards leader.

DOUBLE CROWN WITH A SPLASH – Dallas closed out its home schedule with a 42-7 victory over Indianapolis (12/21) to give the club its 22nd division and 18th NFC East title. Then the season-ending win at Washington (12/28) provided several highlights for Dallas. The club earned its eighth road win of the season to become the first team in club history and the sixth team since the NFL merger to go 8-0 on the road. Additionally, Murray finished the game with his club-record 12th 100-yard game of the season to give him 1,845 yards on the season, passing Emmitt Smith's previous mark of 1,773 (1995).

EIGHT-BALL TO THE PRO BOWL – The Dallas Cowboys had eight players - seven on offense - earn a selection to the Pro Bowl. DeMarco Murray made his second trip and was selected as a team captain. Tony Romo (fourth), Jason Witten (10th), Tyron Smith (second), Dez Bryant (first), Travis Frederick (first), Louis-Philippe Ladouceur (first) and Zack Martin (first) all made the cut.

WITH HONORS – Dallas Cowboys Owner, President and General Manager Jerry Jones was recognized as the 2014 Pro Football Writers of America Executive of the Year. Jones is the first member of the Cowboys – and second NFL owner (Al Davis, Oakland – 2002) – to earn the PFWA's Executive of the Year award, which began in 1993. DeMarco Murray was named the AP Offensive Player of the Year for 2014. In his best season as a professional, Murray led the NFL with a Cowboys franchise-record 1,845 rushing yards, 2,261 scrimmage yards, 392 rush attempts and 13 touchdowns while carrying the Cowboys into the playoffs for the first time since 2009. The Dallas Cowboys placed a league-high four players – wide receiver Dez Bryant, center Travis Frederick, running back DeMarco Murray and tackle Tyron Smith – on the 2014 All-NFL team, chosen in voting conducted by the Professional Football Writers of America (PFWA).

2015

COACH EXTENDED – The Dallas Cowboys signed Head Coach Jason Garrett to a five-year contract extension on January 15, 2015. Garrett is third on the Dallas Cowboys all-time coaching wins list, with 42 regular and postseason victories. The Cowboys also announced an extension for Defensive Coordinator Rod Marinelli as well as an extension and promotion of Scott Linehan to offensive coordinator.

WOODSON HONORED – During halftime of Dallas' Nov. 1, 2015 game against the Seattle Seahawks, Darren Woodson was inducted as the 21st member of the Cowboys Ring of Honor at AT&T Stadium. He finished his career as the Cowboys all-time leading tackler with 1,350 stops, was named to the Pro Bowl five times and was a three-time Super Bowl champion.

DYNAMIC DUO – Tony Romo connected with Dez Bryant for their 50th touchdown in the fourth quarter at Miami (11/22) to surpass Troy Aikman and Michael Irvin (49) for the most QB-WR touchdowns in franchise history. It took Bryant and Romo 68 games to score 50 touchdowns, while it took Aikman and Irvin 128 games to reach 49 touchdowns.

ALL-TIME CONSECUTIVE GAMES PLAYED LEADER – Jason Witten played in his 197th consecutive game at Miami (11/22) to surpass Bob Lilly (196, 1961-1974) for the most consecutive games played in team history. He then played in his 200th consecutive game at Green Bay (12/13) to become the first Cowboy to reach that milestone.

1,000 RECEPTIONS – Jason Witten reached 1,000 career receptions at Washington (12/7) to become the 12th player in NFL history - second tight end - to do so. By reaching that mark in his 203rd game, he became the sixth-fastest player in NFL history - fastest tight end - to get to that point.

GARRETT PASSES JOHNSON IN WINS – Head Coach Jason Garrett earned his 45th career regular season win at Washington (12/7) to surpass Jimmy Johnson (44) for the second-most regular season head coaching wins in team history.

MOST CONSECUTIVE GAMES WITH A CATCH – Jason Witten caught a pass in his 118th consecutive game at Buffalo (12/27) to surpass Michael Irvin (117) for the most consecutive games with a catch in team history.

2016

END OF AN ERA – After 31 years of calling the Valley Ranch practice facility home, the Cowboys conduct their final practice at the team headquarters in Irving, TX on June 21.

A NEW HEADQUARTERS – The organization moves into The Star in Frisco, Texas, the new World Headquarters of the Dallas Cowboys. The move enables the team to become the first and only NFL team to share a training facility with a public high school athletic program at Ford Center – an indoor venue with a seating capacity of 12,000.

SHATTERING A CLUB RECORD – In the Thursday night win at Minnesota (Dec. 1), the Dallas Cowboys extended their win streak to 11 games - the longest single-season streak in franchise history.

LUCKY WEEK 13 – With the 17-15 win over the Minnesota Vikings on Thursday night, along with the Washington Redskins loss the following Sunday, the Dallas Cowboys became the first team in the NFL to clinch a playoff berth - the franchise's 32nd trip to the postseason.

GOING BOWLING – Five Dallas Cowboys were initially selected to the Pro Bowl - Tyron Smith (fourth selection), Travis Frederick and Zack Martin (three apiece) and Ezekiel Elliott and Dak Prescott (first). Two more were added as replacements - Dez Bryant (third, for Julio Jones) and Sean Lee (second, for Luke Kuechly).

2017

HIGHEST HONOR, AND THEN SOME – On the eve of Super Bowl LI, Owner/President/General Manager Jerry Jones became the newest member of the Dallas Cowboys selected to the Pro Football Hall of Fame. The accolades continued as Jason Garrett was named AP Coach of the Year, Dak Prescott was named AP Offensive Rookie of the Year, the offensive line earned the Built Ford Tough Offensive Line of the Year and Ezekiel Elliott was the FedEx Ground Player of the Year.

A LIFETIME ACHIEVEMENT – Owner/President/General Manager Jerry Jones received the 2017 Lifetime Achievement Award, presented by *SportsBusiness Daily/Journal* at a banquet in New York City.

HALL OF FAME OWNER - Owner/President/General Manager Jerry Jones is inducted into the Pro Football Hall of Fame on August 5, 2017, becoming the 15th owner to be enshrined.

RECORD SETTER - Jason Witten sets the Cowboys franchise record for most career receiving yards, eclipsing Michael Irvin (11,904) in Cowboys annals in the home-opening win against the N.Y. Giants on Sept. 9. He passed Ed "Too Tall" Jones for most games played by a Cowboy (224) the following week at Denver.

TOUCHDOWN FOR 88 - Dez Bryant establishes a franchise record, topping Bob Hayes (71) with his 72nd career receiving touchdown against Washington on Oct. 21.

WINNING OWNER - The Cowboys win at the N.Y. Giants on Dec. 10, 2017 serves as Jerry Jones' 250th regular season win as the Dallas Cowboys Owner, President and General Manager since purchasing the team in 1989.

PRO BOWL COWBOY - Jason Witten earns his 11th trip to the Pro Bowl to tie Bob Lilly for the most appearances in franchise history. He was joined by Travis Frederick (fourth), Tyron Smith (fifth), Zack Martin (fourth) and DeMarcus Lawrence (first) as Pro Bowl selections.

2018

COACHING STAFF ADDITIONS – The Dallas Cowboys welcomed eight new coaches to their staff in the 2018 offseason, including four assistants on offense - Paul Alexander (offensive line), Sanjay Lal (wide receivers), Kellen Moore (quarterbacks) and Doug Nussmeier (tight ends). On defense, Kris Richard was brought in to lead the secondary and coordinate the passing defense, along with Ken Amato (defensive assistant). Doug Colman (asst. special teams) and Markus Paul (strength and conditioning) were the final additions.

LONG BALL BRETT - First-year kicker Brett Maher connected on a 62-yard field goal in the Cowboys December victory over the Philadelphia Eagles, the seventh-longest field goal in NFL history and the longest make in Cowboys history, besting the previous long of 56 yards.

IT HAS A NICE RING TO IT - During halftime of the team's contest against the New Orleans Saints, the Cowboys named Gil Brandt as the 22nd member of the Ring of Honor.

NFC EAST CHAMPS - With a win over Tampa Bay on Dec. 23, Dallas earned its 20th NFC East Division title since the division was first formed in 1970, its third division crown in the last five seasons.

ZEKE 2K - Ezekiel Elliott tallied 2,001 scrimmage yards and led the NFL in rushing with 1,434 yards, becoming only the fifth NFL player and second Cowboy to lead the league in rushing twice in their first three seasons.

I MUST BREAK YOU - Rookie Leighton Vander Esch established a franchise rookie record for tackles in a single-season, leading the Cowboys defense with 176 tackles. He also established the club rookie single-game record with 19 stops at Philadelphia on Nov. 11.

PRO BOWL COWBOYS - The Cowboys sent eight players to the Pro Bowl, with five players from offense earning a spot in the game. Tyron Smith earned his sixth overall and sixth consecutive trip, tying Rayfield Wright for the most by a Cowboys tackle in team history. He was joined by Zack Martin (fifth), Amari Cooper (third), Ezekiel Elliott (second), DeMarcus Lawrence (second), Dak Prescott (second), Byron Jones (first) and rookie linebacker Leighton Vander Esch (first) - the 11th rookie and first rookie linebacker to make the game in team history.

2019

GOLD JACKET GIL - On the eve of Super Bowl LIII in Atlanta, Gil Brandt became the most recent Dallas Cowboy selected to the Pro Football Hall of Fame.

COACHING STAFF ADDITIONS – The Dallas Cowboys shuffled the coaching ranks following the 2018 season, promoting Kellen Moore from quarterbacks coach to offensive coordinator, Marc Colombo from assistant offensive line to offensive line coach, and adding three new coaches to the staff - Jon Kitna as quarterbacks coach, Adam Kieffer as assistant offensive line, and Carlos Polk as assistant special teams.

WAR DADDY BUCKS - The Dallas Cowboys signed defensive end DeMarcus Lawrence to a five-year contract extension worth more than \$100 million, making him the highest paid player in Cowboys history. Prior to the start of the season, the club signed running back Ezekiel Elliott to a \$90 million extension, making him the highest paid running back in league history at the time of signing.

QUARTERDAK - Dak Prescott continued his ascent as one of the league's top young quarterbacks, leading the NFL's top-ranked offense and notching career highs in passing yards (4,902 - second in team history), completions (second), attempts (596) and passing touchdowns (30), becoming only the second passer in Cowboys history to reach 4,000 yards and 30 touchdowns in a single-season.

WITTEN IN HISTORY - Jason Witten returned to the Cowboys after a brief hiatus during the 2018 season, playing in his 16th NFL campaign - making him the longest-tenured Cowboy in franchise history.

OFFENSIVE ARSENAL - The Cowboys boasted a 4,000-yard passer (Prescott, 4,902), 1,000-yard rusher (Elliott, 1,357) and two 1,000-yard receivers (Cooper, 1,189 and Michael Gallup, 1,008) for the first time in franchise history, and the offense totaled a team-record 6,904 net yards.

PRO BOWL COWBOYS - The Cowboys sent six players to the Pro Bowl, with five players from offense earning a spot in the game. Tyron Smith earned his seventh overall and seventh consecutive trip, passing Rayfield Wright for the most by a Cowboys tackle in team history. He was joined by Zack Martin (sixth), Travis Frederick (fifth), Amari Cooper (fourth), Ezekiel Elliott (third), and Jaylon Smith (first) in the all-star game.

2020

MCCARTHY BECOMES NINTH HEAD COACH IN CLUB HISTORY - On Jan. 5, Mike McCarthy was named the ninth head coach in franchise history. Along with 13 years of head coaching experience and 13 more as an assistant coach in the NFL, McCarthy comes to Dallas owning the sixth-most wins (125) and fourth-highest winning percentage among active NFL head coaches, including a Super Bowl XLV win at AT&T Stadium in 2011.

COACHING STAFF ADDITIONS - The Dallas Cowboys welcomed 18 new coaches to their staff in the 2020 offseason, including seven assistants on offense - Jeff Blasko (asst. offensive line), Chase Haslett (quality control/offense), Adam Henry (wide receivers), Skip Peete (running backs), Joe Philbin (offensive line), Scott Tolzien (coaching asst.) and Lunda Wells (tight ends). On defense, Mike Nolan was brought on as the defensive coordinator and he was joined by George Edwards (senior defensive asst.), Al Harris (secondary), Maurice Linguist (secondary), Cannon Matthews (quality control/defense), Scott McCurley (linebackers) and Jim Tomsula. Dallas brought on Rob Davis as the Assistant Head Coach, and rounded out the coaching staff with John Fassel (special teams coordinator), Matt Daniels (asst. special teams), and Harold Nash (strength & conditioning).

HALL OF FAME COWBOYS - As part of the Pro Football Hall of Fame's Centennial Slate, former Cowboys Head Coach Jimmy Johnson and Safety Cliff Harris were elected to the Hall of Fame, giving Dallas 19 Hall of Famers in its history.

LAMB OF LEGEND - First round draft pick CeeDee Lamb broke a slew of Cowboys rookie records in his first year with the team, smashing Bob Hayes' rookie record for receptions (46) by hauling in 74 passes for 935 yards - second in team history by a rookie. He also established a Cowboys rookie record with nine games of five-or-more catches, and became one-of-three Cowboys players to score a rushing, receiving and return touchdown in the same season.

COMEBACK COWBOYS - The Dallas Cowboys rallied from a 20-point deficit against the Atlanta Falcons and won the game on a 46-yard Greg Zuerlein field goal as time expired, taking their only lead of the game in the 40-39 win. The comeback was tied for the second-largest in team history, trailing three 21-point comebacks.

O' CANADA - Long time long snapper Louis-Philippe Ladouceur finished his 16th NFL season with the Cowboys on his way to the second-most games played in Cowboys history with 253. Ladouceur established a record for the most games played by a Canadian-born player in NFL history, passing Eddie Murray's 250 games.

PANDEMIC ATTENDANCE - AT&T Stadium allowed fans at all eight regular season home games in 2020, becoming one-of-19 NFL teams to host fans during the COVID-19 pandemic. Additionally, the Cowboys averaged over 27,000 fans-per-game, the highest attendance in the NFL during the 2020 season.

2021

HAIL MARY HALL OF FAMER - Dallas Cowboys legend Drew Pearson became the 20th former Cowboy to earn a bust in Canton, Ohio as a senior finalist in the Pro Football Hall of Fame's 2021 class. Playing his entire 11-year career in Dallas, Pearson ranks fourth on the franchise's all-time list in catches (489) and receiving yards (7,822) and seventh in receiving touchdowns (48). A member of the NFL's 1970s All-Decade team, he was inducted into the Cowboys Ring of Honor in 2011.

FRANCHISE QUARTERDAK - The Dallas Cowboys signed quarterback Dak Prescott to a four-year contract worth more than \$160 million, making him the highest paid player in Cowboys history and cementing his place among the highest paid players in NFL history.

COACHING STAFF ADDITIONS - The Dallas Cowboys added four new coaches to Mike McCarthy's staff in his second season, recruiting Dan Quinn to be the club's new defensive coordinator and then adding Secondary Coach Joe Whitt Jr., Defensive Line Coach Aden Durde and Assistant Strength and Conditioning Coach Cedric Smith.

RECORD-SETTING QUARTERDAK - Dak Prescott returned to the field with a vengeance after a devastating ankle injury prematurely ended his 2020 season, leading all NFL passers with eight games of a 100.0 passer rating and at least three touchdown passes while also setting the single-season Cowboys record with 37 touchdown passes in 2021.

CAN YOU DIGG(S) IT? - Trevon Diggs recorded 11 interceptions in his second NFL season, tied with Everson Walls (11 in 1981) for the most in a single season in team history, and combined with his 21 pass breakups, he became the seventh defender in the modern NFL era to have double-digit interceptions and at least 20 pass breakups in a single season.

THE LIONBACKER - Micah Parsons capped one of the most prolific first seasons in NFL history with the AP Defensive Rookie of the Year award - first ever Cowboy to win the award - adding to his overflowing trophy case of honors and acknowledgments. Parsons set the Cowboys rookie sack record with 13.0 takeaways in 2021, which also tied the third-most by any rookie in NFL history, and tallied a full sack in six consecutive games to become the third rookie in league history (since 1982 when sacks became official) to record a six-game streak with a full sack, joining Jevon Kearse (eight games) and Mike Croel (six games).

AP ASSISTANT COACH OF THE YEAR - Defensive Coordinator Dan Quinn was named the 2021 AP Assistant Coach of the Year after leading Dallas to improvements in essentially every major defensive statistical category in 2021, becoming one of the most dynamic units in the NFL. The defense forced a league-high 34 takeaways and scored a league-best and franchise-record six defensive touchdowns in 2021, while also finishing second in the NFL in third down defense (34.1%) and opponent three-and-out drives (43) and ranking seventh in opponent points-per-game (21.1).

EXCLUSIVE COMPANY - The Cowboys finished 2021 as the first team in NFL history with a 4,000-yard passer (Dak Prescott, 4,429), a 1,000-yard rusher (Ezekiel Elliott, 1,002), a 1,000-yard receiver (CeeDee Lamb, 1,102) a 10.0-sack player (Micah Parsons, 13.0) and a 10-interception player (Trevon Diggs, 11).

YOU GET A TOUCHDOWN, TOO - The Dallas Cowboys had 22 different players score a touchdown in the 2021 season, which was the most players to score a touchdown in a single season in team history and the most in NFL history. The 1968, 1980, 1983, 1987 and 2001 Cowboys teams are second with 16 players.

NFC EAST CHAMPS - Dallas earned its 21st NFC East Division title since the division was first formed in 1970, its fourth division crown in the last six seasons, and went a perfect 6-0 against its division in 2021 - marking just the third division sweep in a season in team history, joining the 1969 and 1998 Cowboys teams.

LEAGUE-LEADING ATTENDANCE - AT&T Stadium welcomed fans back with open arms in the first full season after the COVID-19 pandemic limited fan interactions for two seasons, leading the NFL with a home attendance of 691,390 over eight home games in 2021.

PRO BOWL COWBOYS - The Cowboys sent six players to the Pro Bowl, with four players earning their first trip to the game. Tyron Smith earned his eighth all-star selection, tying him with Emmitt Smith for the sixth-most selections in team history. He was joined by Zack Martin (seventh), CeeDee Lamb (first), Trevon Diggs (first), Micah Parsons (first) and Bryan Anger (first) in the all-star game.

2022

COACHING STAFF ADDITIONS – The Dallas Cowboys added two new coaches to the staff in 2022, hiring Robert Prince to coach wide receivers and Rayna Stewart as the assistant special teams coach.

DISTINGUISHED AMERICAN – Owner/President/General Manager Jerry Jones was honored with the Walter Camp Distinguished American Award on March 12 at the 56th annual Black Tie National Awards Gala. The Walter Camp Football Foundation "Distinguished American" award is presented each year to an individual who has utilized his or her talents to attain great success in business, private life or public service and who may have accomplished that which no other has done.

DIRTY DOZEN – Head Coach Mike McCarthy led the Dallas Cowboys to a 12-5 regular season record in 2022, the first time that Dallas won 12 games in back-to-back seasons since 1994-95. The Cowboys also advanced to the postseason in back-to-back seasons for the first time since 2006-07.

HOME FIELD ADVANTAGE – After losing the season opener to Tampa Bay at AT&T Stadium, the Dallas Cowboys won their final eight home games to post an 8-1 record at AT&T Stadium, the most home wins in a single season since the stadium opened in 2009.

TAKE THAT BALL AWAY - The Dallas Cowboys led the NFL with 33 takeaways in 2022 just one season after leading the league with 34 takeaways. Dallas was the first team to lead the NFL in takeaways in consecutive seasons since the Pittsburgh Steelers from 1972-74.

RUSH HOUR - After Dak Prescott was injured in the season opener, Cooper Rush was called upon to step in as the Cowboys signal caller. Rush started the next five games at quarterback, leading the Cowboys to four straight wins before falling at Philadelphia in his final start. Combined with a win at Minnesota in 2021, Rush became the only quarterback in franchise history to win his first five career starts.

NO SILENCING THIS LAMB - In his first year as the No. 1 receiver for Dallas, CeeDee Lamb had a breakout season with 107 receptions. Lamb became the third player in franchise history to reach 100 catches in a season, joining Michael Irvin (111 in 1995) and Jason Witten (110 in 2012). Lamb also displayed his big-play ability, reeling in 24 catches of 20-plus yards, tied for third in the NFL in 2022. After recording five 100-yard receiving games in his first two seasons combined, Lamb tallied five 100-yard games in 2022 alone, and his 10 career 100-yard games are the second-most by a Cowboys receiver through his first three seasons.

THE LION IS ALWAYS HUNGRY - After a record-setting rookie season in 2021, Micah Parsons was on the prowl once again, finishing seventh in the NFL with a career-high 13.5 sacks. He is the first player in Cowboys history with double-digit sacks in each of his first two seasons, and Parsons joined Aldon Smith and Reggie White as the only three NFL players since 1982 with 13.0-plus sacks in each of their first two seasons. Parsons also racked up six multi-sack games in 2022, tying DeMarcus Ware for the most multi-sack contests in a season.

MONEY MAHER - Brett Maher signed with the Cowboys during training camp in Oxnard, Calif., prior to the season. Maher finished his 2022 campaign making 29-of-32 field goals, amounting a career-high 90.6% field goal percentage. His 137 kicking points were a single-season franchise record. Maher also made nine field goals of 50 yards-or-more, the most in a season in team history and tied for the fifth-most in NFL history.

PRO BOWL COWBOYS - The Cowboys sent eight players to the Pro Bowl, with three players earning their first trip to the game. Zack Martin earned his eighth all-star selection, tying him with Emmitt Smith and Tyron Smith for the sixth-most selections in team history. He was joined by DeMarcus Lawrence (third), Trevon Diggs (second), CeeDee Lamb (second), Micah Parsons (second), Tyler Biadasz (first), Tony Pollard (first) and KaVontae Turpin (first). Turpin became the first designated return specialist in franchise history to earn a Pro Bowl invite.

ALL-PRO COWBOYS - Zack Martin and Micah Parsons were selected to the 2022 AP first-team All-Pro squad. Martin earned his sixth All-Pro nod, tied with Larry Allen for the third-most in franchise history. Martin and Allen are also the only two Cowboys offensive linemen with six All-Pro selections. On the defensive side, Parsons earned his second All-Pro selection in as many seasons, joining Bob Hayes (1965-66) as the only two players in franchise history to earn first-team All-Pro in each of their first two seasons. Parsons also joined Lawrence Taylor as the only two NFL defenders with All-Pro nods in their first two seasons since the 1970 NFL-AFL merger.

2023

COACHING STAFF ADDITIONS - The Dallas Cowboys added seven new coaches to the staff in 2023, hiring Ramon Chinyoung (Quality Control/Assistant Offensive Line), Will Harriger (Quality Control/Offensive Assistant), Mike Solari (Offensive Line), Shariff Floyd (Quality Control/Assistant Defensive Line), Pete Ohnegian (Quality Control/Defensive Assistant) and former Cowboys safety Darian Thompson (Quality Control/Assistant Linebackers).

TWO MORE COWBOYS IN HALL OF FAME - Dallas Cowboys legends Chuck Howley and DeMarcus Ware were officially elected into the Pro Football Hall of Fame, giving the Cowboys 22 members in Canton, Ohio. Howley, who was selected as a senior finalist, was eligible for the Hall of Fame for more than 40 years and is still the only player in NFL history to be named Super Bowl MVP from the losing team (Super Bowl V). Ware, a first round pick of the Cowboys in 2005, played nine seasons in Dallas and holds the franchise's all-time sack record (117.0).

A SWEET HONOR - Dak Prescott was awarded with one of the highest honors in the NFL when he received the Walter Payton Man of the Year trophy for his outstanding community service efforts off the field, as well as excellence on the field. Prescott became the fourth Cowboys player to be bestowed with the honor, joining Roger Staubach, Troy Aikman and Jason Witten.

ROOM FOR TWO MORE - DeMarcus Ware and Jimmy Johnson became the two newest additions to the Cowboys Ring of Honor. During halftime of Dallas' Oct. 29, 2023 game against the LA Rams, Ware was inducted as the 23rd member of the Cowboys Ring of Honor at AT&T Stadium. Decorated Cowboys football coach, Jimmy Johnson, joined Ware as the 24th member of the Ring of Honor at halftime of the final regular season home game on Dec. 30, 2023 against the Detroit Lions.

PICK 6 KING - DaRon Bland set the NFL single-season record for pick-sixes when he grabbed his fifth interception returned for touchdown on Thanksgiving Day against the Washington Commanders. Bland jumped an out route from Washington's Sam Howell, and the second-year corner returned the interception 63 yards as the Cowboys defeated the Commanders 45-10.

HOME SWEET HOME - The Cowboys finished the regular season with an 8-0 record at AT&T stadium, marking the team's first perfect home regular season since 1981. Dallas stretched their home winning streak to 16 games, the longest active streak in the NFL and second-longest in franchise history.

FEEDING LAMB - CeeDee Lamb set two single-season franchise records in receptions (135) and receiving yards (1,749). One of the league's elite receivers, who wears the prestigious No. 88, also led the NFL in targets (181), receptions (135) and ranked second in receiving yards (1,749) while being named first-team All-Pro and a finalist for NFL Offensive Player of the Year.

BUTTER AUBREY - First-year standout Brandon Aubrey earned his 'butter' nickname as he shattered three NFL records. Aubrey made 35 consecutive field goals to start the season, which became the most made without a miss to start a career in NFL history. He also scored 157 points, a single-season franchise record and the most scored in a first NFL season. Aubrey also added 99 touchbacks, setting a NFL single-season record while finishing the year with 36 field goals, the most made in a season in Cowboys history.

NFC BEAST - Dallas earned its 22nd NFC East Division title since the division was first formed in 1970, 13th under Jerry Jones' stewardship and the second in the Mike McCarthy era. The Cowboys posted a 5-1 record against divisional opponents and outscored their division rivals 228-78.

PRO BOWL COWBOYS - Ten Dallas Cowboys were named to the 2024 NFL Pro Bowl Games, the most in the NFL and most by any Cowboys team since 2007 (13). Zack Martin earned his ninth selection, tied for the fifth-most by any Cowboy all-time and the second-most by a Dallas offensive lineman. Other Cowboys Pro Bowlers included DeMarcus Lawrence (fourth selection), CeeDee Lamb (third), Micah Parsons (third), Dak Prescott (third), Bryan Anger (second), Brandon Aubrey (first), DaRon Bland (first), Jake Ferguson (first) and Tyler Smith (first).

ALL-PRO 'BOYS - Nine Dallas Cowboys were selected to the 2023 AP All-Pro teams, the most among any NFL club. CeeDee Lamb, Zack Martin, DaRon Bland and Brandon Aubrey earned first-team honors while Dak Prescott, Micah Parsons, Tyron Smith and Bryan Anger received second-team nods.

2024

COACHING STAFF ADDITIONS - The Dallas Cowboys added six new coaches to Mike McCarthy's staff in his fifth season. Mike Zimmer was named the club's defensive coordinator before adding Paul Guenther (defensive run game coordinator), Jeff Zgonina (defensive line), Greg Ellis (assistant defensive line/quality control), Cristian Garcia (assistant defensive backs/quality control) and Steve Shimko (offensive assistant/quality control).

WORLD CUP MATCHES - AT&T Stadium was selected to host nine 2026 World Cup matches, the most of any of the other 15 host venues. It will host five group stage matches, two round of 32 matches, one round of 16 match and a semi-final.

EXTENSIONS GALORE - Prior to the regular season, CeeDee Lamb signed a four-year extension that totaled approximately \$136 million, including \$100 million guaranteed and a \$38 million signing bonus, a record for wide receivers. Two weeks later, the Cowboys and Dak Prescott inked a four-year extension for \$240 million, making Prescott the highest paid player in NFL history according to average annual value (\$60 million/year). Prescott's deal also included \$231 million guaranteed, the most guaranteed money among any player in NFL history.

MICAH'S MOMENT - Despite missing four games due to an ankle injury, Micah Parsons tied for fifth in the NFL with 12.0 sacks, joining Reggie White as the only players since 1982 with at least 12.0 sacks in each of their first four seasons.

LAMB CHOP - CeeDee Lamb recorded 101 receptions for 1,194 yards and six touchdowns. He became the first player in franchise history - third in NFL history - to tally at least 100 catches in three consecutive seasons, and Lamb is the first Cowboy to record 1,000 receiving yards in four of his first five seasons.

TURPIN TIME - KaVontae Turpin averaged 33.5 yards-per-kickoff return in 2024, highest in the NFL, a single-season franchise record and the second-highest kickoff return average since the NFL merger, trailing only Jim Duncan (35.4 in 1970). Turpin was also the only player in the NFL to have a punt return and kick return for a touchdown en route to his second Pro Bowl selection.

PRO BOWL COWBOYS - Five Dallas Cowboys were named to the 2025 NFL Pro Bowl Games: Brandon Aubrey (second), CeeDee Lamb (fourth selection), Micah Parsons (fourth), Tyler Smith (second) and KaVontae Turpin (second).

ALL-PRO 'BOYS - Three Dallas Cowboys were selected to the 2024 AP All-Pro teams. KaVontae Turpin earned Dallas' only first-team All-Pro nod, while CeeDee Lamb and Brandon Aubrey received second-team nods.

2025

GIVE HIM HIS SCHOTT - On Jan. 24, 2025, Brian Schottenheimer was named the 10th head coach in franchise history after spending the previous two seasons as the Dallas Cowboys offensive coordinator. He brings 25 years of NFL coaching experience, including 15 years as an offensive coordinator.

COACHING STAFF ADDITIONS - The Dallas Cowboys welcomed 15 new coaches to their staff in the 2025 offseason. On offense, Klayton Adams was brought on as the offensive coordinator and was joined by six new offensive assistants - Junior Adams (wide receivers), Ken Dorsey (pass game specialist), Derrick Foster (running backs), Dele Harding (QB fellowship), Conor Riley (offensive line) and Tiquan Underwood (assistant wide receivers). On defense, Matt Eberflus returned to Dallas as the defensive coordinator after spending seven seasons (2011-17) as the linebackers coach, and Eberflus was joined by seven new defensive assistants: Bryan Bing (assistant defensive line), Dave Borgonzi (linebackers), J.J. Clark (defensive assistant/quality control), Andre Curtis (defensive pass game coordinator/safeties), David Overstreet II (cornerbacks), Tanzel Smart (defensive assistant/quality control) and Aaron Whitecotton (defensive line). Dallas rounded out their coaching staff with Nick Sorensen (special teams coordinator) and Carlos Polk (assistant special teams).

END OF THE LINE - In February 2025, nine-time Pro Bowl guard Zack Martin announced his retirement from pro football. Just two months later, eight-time Pro Bowl left tackle Tyrion Smith, the blindside protector of Cowboys quarterbacks during the 2010's decade, signed a one-day ceremonial contract with Dallas and retired as a Cowboy. Between Martin and Smith, the two combined for 17 Pro Bowls and 14 All-Pro nods.

NATIONAL MEDAL OF HONOR MUSEUM OPENING - The Jones Family and Dallas Cowboys organization played a key role in bringing the National Medal of Honor Museum to Arlington, Texas. The Museum and Griffin Institute opened in March 2025. It was designed to preserve and share the remarkable stories of the fewer than 4,000 individuals who have received the Medal of Honor and the 40 million members of the Armed Forces they served alongside. Its purpose is to recognize the values and ideals of the prestigious Medal of Honor: Courage, Sacrifice, Commitment, Integrity, Citizenship, Patriotism and to fulfill its mission to inspire America.

ACM 60th ANNIVERSARY - On May 8, the 60th ACM Awards returned to Ford Center at The Star and streamed live on Prime Video globally. The show, hosted by 16-time ACM Award-winning entertainment icon, Reba McEntire, celebrated six decades of Country Music and featured unforgettable performances by the genre's most legendary and multi-award-winning stars. This year's anniversary show marked the fourth time the ACMs visited North Texas, with the 50th ACM Awards hosted at AT&T Stadium and the 2023 and 2024 shows at Ford Center.

CELEBRATE RESPONSIBLY®

©2025 BLUE MOON BREWING COMPANY, GOLDEN, CO · ALE
NON-ALCOHOLIC MALT BEVERAGE CONTAINS LESS THAN 0.5% ALC/VOL
BELGIAN-STYLE WHEAT ALE BREWED WITH CORIANDER AND ORANGE PEEL



ESTD 1995
BLUE MOON.
BREWING COMPANY

**MADE
BRIGHTER®**



SIDELINES



★ ★ DALLAS COWBOYS ★ ★
CHEERLEADERS

Home to the Dallas Cowboys

The Dallas Cowboys have called three different stadiums home during their 65 years of existence. Their original home was the Cotton Bowl (1960-1971), followed by Texas Stadium (1971-2008) and finally their current home, AT&T Stadium (2009-present).

Cotton Bowl




The original Fair Park football stadium was built in 1921 and seated 15,000. That wooden structure was razed in 1930 and construction began on what is now the Cotton Bowl. The original seating capacity of the stadium was 46,200 and built at a cost of \$328,000. In January 1936, Fair Park Stadium was officially renamed The Cotton Bowl in recognition of the fact that more cotton was raised within 200 miles of Dallas than any other town in America. Later additions of upper decks on each side increased capacity to 75,504 by the time the Cowboys arrived in 1960. From 1960 into the 1971 season, the

Cowboys called the Cotton Bowl home, posting a 45-33-4 record, including a 2-2 mark in postseason. Until 2009, the largest home crowd in club history was the 80,259 fans that packed into the Cotton Bowl on Nov. 24, 1966 to watch the Cowboys defeat the Cleveland Browns 26-14 in the inaugural Thanksgiving Day game in Dallas.

Texas Stadium



Texas Stadium, a football facility built at a cost of \$35 million in 1971, was the home of the Dallas Cowboys for 38 seasons and hosted its final game on Dec. 20, 2008 against the Baltimore Ravens. The Cowboys opened their facility on Oct. 24, 1971 with a 44-21 victory over New England. During that time, the Cowboys posted a 213-100 record (.681), including a 16-6 (.727) mark in the postseason, at home. Located in the Dallas suburb of Irving, Texas Stadium had a seating capacity of 65,581 and featured 381 luxury suites, 52 concession stands, 40 specialty stands, 86 restrooms, 115 drinking fountains and 130 acres of parking. Texas Stadium's most unique feature was the partial roof which covered fans from inclement weather but left the game outdoors. The Cowboys incorporated the design feature in their current home, which also includes a retractable roof.



AT&T Stadium AT&T STADIUM

On Nov. 2, 2004, the voters of Arlington approved a public-private partnership with the Dallas Cowboys to build a state-of-the-art, retractable roof stadium in Arlington, Texas. Located in the heart of Arlington's entertainment district, construction on the stadium began in April 2006 and was completed early in the summer of 2009.



The largest NFL stadium ever built was designed to enhance the international Cowboys brand with its modern progressive architecture while incorporating elements of the Texas Stadium heritage such as the shape of the roof's opening, the Ring of Honor and Tom Landry statue.

The 3.0-million-square-foot stadium has a capacity of up to 100,000. The stadium features signature monumental arches, an expansive retractable roof, massive glass retractable end zone doors, a distinguishing canted glass wall and one of the world's largest center-hung HD video boards.

"The challenge for us with this stadium was to innovate, but at the same time never forget to acknowledge tradition," said Jerry Jones, owner, president and general manager, Dallas Cowboys. "This stadium embodies the spirit of the Dallas Cowboys, and that starts with the familiar 'hole in the roof.' What we have designed is a building we believe is both architecturally significant and also reflects the emotion and competition that goes on inside."

The stadium was designed by HKS Architects, one of the top stadium designers in the world. The stadium was renamed AT&T Stadium on July 25, 2013 after the Cowboys and AT&T announced a long-term agreement.

The 2009 season rang in a new era for the Dallas Cowboys as the club moved to its new home in Arlington, Texas to kick off the 2009 season. Officially opened on May 27, 2009 in a ribbon cutting ceremony, then named Cowboys Stadium hosted the first Cowboys game on Aug. 21 - a preseason contest against the Tennessee Titans. The first regular season Cowboys game was on September 20 against the N.Y. Giants, and the game set an NFL attendance record at 105,121.

Not only is the stadium home to the Dallas Cowboys, but it played host to Super Bowl XLV on February 6, 2011, the first Super Bowl in the region. This venue is also home to the annual Goodyear

Cotton Bowl Classic, Big 12 Championship, as well as annual college football games. On Jan. 12, 2015, AT&T Stadium hosted the first ever College Football Playoff National Championship Game, and the venue is also a part of the rotation for the College Football Playoff semifinal games. In April 2014, the stadium hosted the NCAA Men's Basketball Final Four. In 2024, AT&T Stadium was awarded a tournament-high nine matches - including a semi-final match - for the 2026 FIFA World Cup.

Key Design Highlights

★ **Monumental Arches** – The stadium features two monumental arches, soaring 292 feet above the playing field, which support a retractable roof. As the longest single span roof structure in the world, each boxed arch is 17 feet wide by 35 feet deep. Weighing 3,255 tons each, these impressive structures span a quarter mile (1,290 feet) in length. As one of the first components to be constructed, the arches form a striking silhouette on the Arlington landscape as sunlight reflects against the metallic surface during the day.



STAFF

PLAYERS

2024 SEASON

RECORDS

PLAYOFF RECORDS

HISTORY

AT&T STADIUM




★ **Retractable Roof** – Designed to be open or closed, depending on weather conditions, the expansive retractable roof is the largest of its kind in the world and measures approximately 661,000 square feet. When closed, the roof encompasses 104 million cubic feet of volume, making it the largest enclosed NFL stadium. The retractable roof is designed specifically to emulate the opening at Texas Stadium, which was recognized around the world, and allows views inward and outward. Each panel can open or close in 10 minutes. The entire playing field can be seen from directly above.

★ **Retractable Doors** – The stadium features the largest retractable end zone doors in the world. Each has a five-leaf, clear, retractable opening measuring 120 feet high by 180 feet wide. The five 38-foot panels take only six minutes to open or close. By using clear glass for the door panels, spectators experience panoramic vistas from within the seating bowl and when circulating through the stadium concourses. Moreover, the operability provides air circulation during game-day and non-game-day events.

★ **Center-Hung Videoboard** – Within the seating bowl, Cowboys fans are provided with a one-of-a-kind feature unlike any other in the world, a center-hung videoboard. Hanging 90 feet above the field from the roof structure, the innovative videoboard center spans between the 20-yard lines

and features four individual boards – two facing the sidelines and two facing the end zones. The sideline boards measure 160 feet wide by 72 feet tall while those facing the end zones measure 53 feet by 30 feet. All four boards are angled toward the stands for optimal viewing. The stunning combination of these boards immerses spectators with video imagery, creating a premium on upper level seats and presenting the game in a way never before experienced. The center-hung video board now features UHD Resolution utilizing 450 million pixels and HDR Color Rendition.



★ **Canted Glass Wall** – One of the most compelling architectural features of the stadium design is the canted glass exterior wall. The 86-foot high glass, curtain-wall surface slopes outwardly at a 14 degree angle to create a luminescent glow day or night. A fritted glass system transitions up the elevation to create a dynamic, ever-changing aesthetic depending on the time of day. At night, a series of internal lights gently wash the glass wall to create a glow across the facade.

★ **Suites** – The design includes over 300 suites that have been decentralized and are in eight locations distributed across five separate levels of the stadium. The most unique are the field-level sideline suites for up-close and personal viewing of the games.

Design Statistics

★ **Total Square Footage:** 3.0 million square feet. The entire Statue of Liberty and its base could fit into the stadium with the roof closed. The stadium is also the world's largest column-free room. The American Airlines Center in Dallas could fit entirely into the stadium at field level.

★ **Interior Cubic Volume:** 104 million cubic feet. (By comparison, NRG Stadium in Houston measures 90 million cubic feet.) AT&T Stadium is the largest enclosed stadium (in cubic feet) in the NFL.

★ **Seating Capacity:** With ticketed areas in the end zone plazas and platforms, capacity can reach over 100,000.


★ **Suites:** There are over 300 suites in eight different locations on five separate levels of the stadium. Field-level suites are available on the sidelines as well as in the end zones for up-close and personal viewing of the games. The Optum Hall of Fame level suites are 20 rows from the field, making them some of the closest elevated suites in the NFL.

★ **Domed Roof:** At 661,000 square feet, the stadium is the largest domed structure in North America.

★ **Retractable Roof:** The open roof design that was a unique feature of Texas Stadium was carried over into the design of the stadium, with the improvement of a new retractable feature, revealing an opening that measures 256 feet wide and 410 feet long. Two bi-parting mechanized roof panels are driven by a rack-and-pinion drive system consisting of 64 7.5 HP electric motors, making it the first of its kind in the world. The open/close time is 10 minutes.

★ **Arches:** The roof is supported by two 35-foot deep and 17-foot wide boxed arch trusses. Each truss spans nearly a quarter mile (1,290 feet) making the roof one of the longest clear-span structures in the world. The arches are more than twice the length of the Gateway Arch in St. Louis.

★ **Glass Retractable Doors:** Each end zone features a five-leaf clear glass retractable door measuring 120 feet high and 180 feet wide, making it the tallest movable glass wall in the world.



As the largest NFL venue ever built, the stadium boasts the most spectacular column-free room in the world, stretching a quarter-mile in length. Encasing 3.0 million square feet, the majestic scale of the stadium measures twice the distance of the St. Louis Gateway arch. In addition, the Statue of Liberty can stand completely inside the room structure. The length of the arches spans the same distance as the height of the Empire State Building. The magnitude of the stadium's size and scale places it on the world's stage of iconic structures.

AT&T Stadium Facts and Figures

On July 25, 2013, two iconic American brands - the Dallas Cowboys and AT&T - jointly announced an expansion of their long-standing relationship to include a new name for the team's home, AT&T Stadium, as well as plans to create an innovative, mobile-first experience for fans.



"AT&T is an iconic American leader that has guided the path of communication in the world for more than 100 years," said Cowboys owner Jerry Jones. "Our stadium has always been about providing fans with an unsurpassed experience in the area of technology. With AT&T, we are growing our relationship with one of the world's strongest and most innovative companies to ultimately provide fans with the latest cutting-edge technology for many years to come."

The name change is reflected in substantial signage updates throughout the building, prominently featuring AT&T, both inside and outside of the stadium. The Cowboys and AT&T work together to deliver an interactive game day experience for fans like no other. AT&T and the Cowboys continue to invest in advanced mobile technology in and around AT&T Stadium to benefit all visitors.

AT&T Stadium - What Fans Need to Know

★ Access

One of the great assets Arlington has is accessibility to the entire metroplex. There are 14 approaches from major highways into AT&T Stadium in Arlington. From a regional standpoint, the stadium is one of the most accessible venues ever planned.

★ Parking

It is estimated that between parking under control of the Cowboys, as well as entrepreneurial lots around the stadium, there are as many as 30,000 parking spaces available to fans on game day.

★ Outdoors Areas and Open End Zones

The stadium design incorporates two open end zones with glass retractable doors measuring 120 feet high and 180 feet wide, making them the tallest glass retractable doors in the world. Outside these doors, one in each end zone – along with the three party decks in each end zone – create over 420,000 square feet of entertainment space (approximately 10 acres). Media boards and large-screen monitors add entertainment to the area, and create a festival atmosphere, making these areas a great space for people to gather before, during and after events to socialize. The field is 50 feet below ground level, so fans entering on the ground floor will have a panoramic view over the field. The end zone area has the flexibility to convert from stand-room only to seating, based on specific event needs.

★ Video Boards

There are approximately 3,000 televisions in the building, with the most unique being the four board cluster that is suspended 90 feet directly over the center of the playing surface. The board runs from the 20-yard line to the 20-yard line - measuring 160 feet in length and 72 feet in height - making it one of the world's largest center-hung video board installations, setting a Guinness Book World Record. The center video board allows fans on all levels to view the game in crisp, clear images during the game. This creates a premium on the value of the upper-level seats and makes the game more exciting for all fans.

★ Amenities and Restrooms

The stadium features 824 concession points of sale as well as more than 1,800 toilets. Some of the restrooms are reversible based on the needs of the event.

★ **Ring of Honor**

Members of the Dallas Cowboys Ring of Honor are forever honored on the wall surrounding the field, emblazoned with the same letters and numbers that originally hung proudly at Texas Stadium.

★ **Miller Lite®House**

Located on the west side of AT&T Stadium, Miller Lite®House is the place to go for all pre-game tailgating and post-game celebrations. Fans can grab an ice-cold Miller Lite before finding a seat under the canopy of trees and watching the game on one of over 50 large screen TVs. Or, grab your friends and head over to the 80-yard replica Cowboys field for some tailgate games. Miller Lite®House is also a key location for Dallas Cowboys NFL Season Rally Days and national and local destination music and culinary events year round at AT&T Stadium.

★ **AT&T Stadium – Acclaimed Gameday Culinary for Fans**

The stellar game day experience at AT&T Stadium features a tradition of delicious menus that reflect the local food culture of Texas and the Southwest, as well as global cuisine. Every Dallas Cowboys game day - and all other sports and entertainment events - features culinary professionals operating in the highest industry standards, directed by an acclaimed, award-winning Executive Chef and executive management team, preparing menus in general concessions, clubs and suites that garner fan accolades for their abundant fresh ingredients and winning flavors. A main kitchen, 13 area kitchens and hundreds of culinary destinations across the stadium, are centers where delicious food and beverages are carefully prepared for fans with the highest standard, engineered for the modern era in the stadium. Among the fan-craze traditions at AT&T Stadium are: The Cowboys Cheesesteak, The Tostitos® Ultimate Nachos, The Frito® Pie Dog, The Lineman Burrito, The Birria Quesadilla and The Super 16 Burger, The Mediterranean Salad, The Mango Habanero Chicken Sandwich with Pineapple Slaw, The Bent Buckle BBQ Sliced Brisket Sandwich, The Steak Sandwich, Heaven and Hell Burger, The Fried Mozzarella Burger, Doritos® Chicken Wrap, Tortas, Specialty Premium Hot Dogs with traditional and global cuisine toppings, Vegetarian Nachos, the famous Cowboys Macaroni & Cheese, Lobster Mac-N-Cheese and even Craft coffee. The popular Plant-Based Touchdown menu of offerings in collaboration with WE Over Me Farm at Paul Quinn College provides vegan and gluten-free selections, along with a healthful menu such as Ensalada Al Pastor and the Thai Veggie Wrap with Peanut Sauce.

The premier beverage offerings at AT&T Stadium provide fans with the most refreshing and satisfying fountain drinks, waters, teas, beer, cocktails, wine and spirits, and mocktails, designed and paired perfectly with culinary creations in concessions stands and suites at Dallas Cowboys game day. Additionally, fans get to enjoy special signature cocktail and beverage creations themed and customized for all entertainment experiences, reflective of the season's best flavors - and that wonderfully celebrate each artist and performance.

Pre-game festivities include the Miller Lite®House outdoors on the west side of the stadium and the flavor-filled fan experience outside on the east side, with programming and entertainment on-stage combined with delicious offerings. The exciting Pepsi® Fan Deck on the Upper Concourse inside AT&T Stadium is a game day sweet-treat destination for fans to enjoy items such as the famous Blue Bell® Ice Cream, milkshakes, slushies - served in a signature Dallas Cowboys-branded boot mug - and freshly baked cookies, Cheetos® popcorn and more. AT&T Stadium is now a completely cashless purchasing experience for fans. AT&T Stadium is also internationally renowned as a destination for innovative, landmark private events and this tradition continues to reach new heights each season.

★ **Dallas Cowboys Pro Shop and Stadium Tours**

Stadium Tours presented by SeatGeek allow fans to peek inside the home of the Dallas Cowboys year round. There are multiple tour options for an in-depth, behind the scenes look at all the wonders, including the Cowboys locker room, the Dallas Cowboys Cheerleaders locker room and a chance to step on the same field where Dak Prescott, CeeDee Lamb and Micah Parsons take on opponents any given Sunday. For more information on AT&T Stadium Tours, contact (817) 892-8688 or check the web at www.attstadium.com/tours. The Dallas Cowboys Pro Shop at the Stadium is also open year round and where tours begin.

★ **Rally Days at AT&T Stadium**

Rally Days presented by SeatGeek give NFL fans an experience of a lifetime the day prior to Cowboys home games. Rally Days include a high-energy fan fest at Miller Lite®House, autographs from Dallas Cowboys Alumni Players and Dallas Cowboys Cheerleaders, photos with Rowdy, along with family fun activities on the same field that both teams will play on the next day. Fans can also get a behind the scenes tour of AT&T Stadium and so much more. For details, visit attstadium.com/rallydays.

★ **Dallas Cowboys Art Collection**

The Dallas Cowboys and AT&T Stadium are family businesses, and the art collection in the stadium and The Star in Frisco reflects the intimacy of a personal vision. Unlike most private collections, this one is accessible to massive crowds. It is there to be seen, week after week, season after season, by tourists just passing through and by regulars who return again and again. The collection consists of 95 paintings, sculptures and photographs by 62 artists, including 18 specially commissioned pieces. The works in the collection are united by their boldness, vigor, and resolve. They not only hold their own in a crowd, but have the power to transform massive public spaces into impossible-to-mistake locations where visitors from all over the world come together. To purchase art tour tickets, visit attstadium.com/tours/art-tour. Also, download the free Dallas Cowboys Art Collection App on your mobile device to enhance your tour.

AT&T STADIUM TIMELINE

- ★ **April 10, 2006** – Ground breaking begins for stadium construction.
- ★ **May 27, 2009** – Stadium is unveiled at a ribbon cutting ceremony that also featured the opening of the glass end zone doors.
- ★ **June 6, 2009** – George Strait, Reba McEntire, Blake Shelton and Lee Ann Womack serve as the entertainment for the first event in front of 60,188.
- ★ **July 20, 2009** – The Concacaf Gold Cup is the first sporting event played at the stadium in front of 82,252 - a then Texas soccer attendance record.
- ★ **August 7, 2009** – Stadium artwork unveiled featuring 23 pieces with 13 specially commissioned for the stadium, including: Franz Ackermann, Mel Bochner, Olafur Eliasson, Teresita Fernandez, Matthew Ritchie and Lawrence Weiner. The collection now consists of 95 paintings, sculptures and photographs by 62 artists, including 18 specially commissioned pieces.

- ★ **August 21, 2009** – The first Dallas Cowboys game - a preseason contest against the Tennessee Titans - is played at the new stadium in front of 75,720 fans. The Cowboys defeated the Titans 30-10.
- ★ **August 27, 2009** – The Dallas Cowboys hold an open and free practice to the public with 26,460 in attendance - the most ever to attend a Cowboys practice.
- ★ **September 5, 2009** – BYU upsets Oklahoma 14-13 in the first collegiate football game at the stadium in front of 75,437 in the then inaugural Cowboys Classic.
- ★ **September 20, 2009** – The Dallas Cowboys play their first regular season game against the N.Y. Giants in front of an NFL-record crowd of 105,121 but lose the game 33-31.
- ★ **September 28, 2009** – The Dallas Cowboys earn their first win at their new stadium with a 21-7 victory over the Carolina Panthers on Monday Night Football. On the same night, the Guinness World Records certifies that the Cowboys video board is the largest high definition center-hung video display in the world.
- ★ **December 5, 2009** – The stadium hosts the first ever Dr Pepper Big 12 Championship game with Texas defeating Nebraska 13-12 in front of 76,211.
- ★ **January 2010** – Following the conclusion of the NFL's regular season, the Dallas Cowboys set a then single-season club record for tickets distributed (718,055) during eight regular season games.
- ★ **January 2, 2010** – Ole Miss defeats Oklahoma State 21-7 in the first Cotton Bowl Classic game at AT&T Stadium in front of 77,928 - the then second-largest crowd in Cotton Bowl history.
- ★ **January 9, 2010** – The Dallas Cowboys host their first home playoff game at the stadium, and with a 34-14 victory over the Philadelphia Eagles in front of 92,951, earn their first playoff win in 13 years.
- ★ **February 14, 2010** – The stadium hosts the 2010 NBA All-Star Game in front of 108,713 fans, setting attendance records for the most at an NBA All-Star Game, most to witness a basketball game (college or pro) and the largest crowd in American professional sports history. The East defeats the West, 141-139.
- ★ **March 13, 2010** – Manny Pacquiao defeats Joshua Clottey in the first boxing match at the stadium in front of 50,944 in attendance - the then second-largest attendance for a boxing event in the state of Texas.
- ★ **December 10, 17 & 18, 2010** – Six UIL Texas state championship football games, including five games over a two-day span, are played at the stadium for the first time.
- ★ **February 6, 2011** – The stadium hosts North Texas' first Super Bowl as Green Bay beats Pittsburgh 31-25 in Super Bowl XLV in front of 103,219 - the fourth-largest Super Bowl attendance figure.
- ★ **March 29 & 32, 2013** – The stadium hosts the 2013 NCAA Men's Basketball South Regional Semifinals and finals - with more than 77,000 fans on hand to watch the Sweet 16 and Elite 8.
- ★ **July 25, 2013** – The stadium was renamed AT&T Stadium on July 25, 2013 after the Cowboys and AT&T announced a long term agreement.
- ★ **April 5-7, 2014** – AT&T Stadium hosts its first NCAA Men's Basketball Final Four between Connecticut, Florida, Kentucky and Wisconsin over two days. In the semifinals, 79,444 are in attendance to mark the largest crowd ever for a college basketball game, the largest crowd for an NCAA Final Four game and the largest crowd for the semifinals in NCAA history. UConn defeats Florida 63-53 and Kentucky downs Wisconsin 74-73. In the NCAA Championship Game, UConn is victorious over Kentucky 60-54 as the largest crowd for an NCAA Basketball Championship Game at 79,238 cheer on the event. The combined attendance of 158,682 is the largest two-day attendance ever for the event.
- ★ **June 7, 2014** – Country megastar George Strait brings his "The Cowboy Rides Away" Tour to AT&T Stadium with the largest crowd for an indoor concert in North American history at 104,793 in attendance.
- ★ **January 4, 2015** – The inaugural College Football Playoff National Championship is played at AT&T Stadium between Ohio State and Oregon. The Buckeyes defeat the Ducks 42-20 with 85,689 in attendance.
- ★ **April 19, 2015** – The Academy of Country Music Awards hosts its 50th Anniversary awards show at AT&T Stadium and sets the Guinness World Record for the attendance at an Awards Show Broadcast with 70,252.
- ★ **April 3, 2016** – WrestleMania 32 makes its mark in North Texas when 101,763 attend the event which sets a new WWE attendance record. It also serves as the fifth-highest attended event at AT&T Stadium.
- ★ **April 26-28, 2018** – AT&T Stadium becomes the first NFL stadium to host an NFL Draft. The NFL Draft Experience set an opening Day 1 of the Draft attendance record as over 100,000 people attended the three-day event.
- ★ **August 2018** – The Dallas Cowboys celebrate 10 years for games and events at AT&T Stadium since the building opened its doors in 2009.
- ★ **December 2019** – AT&T Stadium is named Facility of the Decade by *Sports Business Journal*.
- ★ **September-December 2020** – AT&T Stadium allows fans at all eight regular season home games in 2020, becoming one-of-19 NFL teams to host fans during the COVID-19 pandemic. Additionally, the Cowboys average over 27,000 fans-per-game, the highest attendance in the NFL during the 2020 season.
- ★ **January 1, 2021** – The Rose Bowl is moved to AT&T Stadium due to the growing number of COVID-19 cases in Southern California and is only the second time in the prestigious game's history that it has been moved out of state, and the first since 1942 during World War II. The 107th Rose Bowl and College Football Semifinal Game saw Alabama down Notre Dame, 31-14 in front of a limited crowd of 18,373.
- ★ **May 8, 2021** – Canelo Alvarez returns to AT&T Stadium for the second time in a super middleweight unification fight against Billy Joe Saunders with 73,126 in attendance - the largest indoor attendance for a boxing event in the United States. The previous mark was 63,350 for the Muhammad Ali-Leon Spinks rematch in 1978.
- ★ **2021 Season** – As the NFL returned to full capacity attendance for all 32 teams during the 2021 season, the Dallas Cowboys once again led the league in home paid attendance in eight games in the regular season with a total of 691,390.
- ★ **June 16, 2022** – The city of Dallas was named one-of-16 host cities for the 2026 FIFA World Cup, with matches to be played at AT&T Stadium.
- ★ **February 4, 2024** – AT&T Stadium is awarded a tournament-high nine matches - including a semi-final match - during the 2026 FIFA World Cup.

STADIUM EVENTS

SUPER BOWL

Super Bowl XLV, Green Bay 31, Pittsburgh 25, 2/6/11 - 103,219

COLLEGE FOOTBALL

College Football National Championship Game
Ohio State 42, Oregon 20, 1/12/15 - 85,689

Goodyear Cotton Bowl Classic:

Miss 21, Ok. St. 7, 1/2/10 - 77,928
LSU 41, TAMU 24, 1/7/11 - 83,514
Ark. 29, KSU 16, 1/7/12 - 80,956
TAMU 41, Okla. 13, 1/4/13 - 87,025
Mizz 41, Ok. St. 31, 1/3/14 - 72,690
Mich St. 42, BU 41, 1/1/15 - 71,464
Aia. 38, Mich St. 0, 12/31/15 - 82,812*
Wisc. 24, W Mich. 16, 1/2/17 - 59,615

Ohio St. 24, SoCal 7, 12/30/17 - 67,510
Clem. 30, ND 3, 12/29/18 - 72,183*
Penn St 53, Mem. 39, 12/28/19 - 54,828
Okla. 55, Fla. 20, 12/30/20 - 17,323
Aia. 27, Cin. 6, 12/31/21 - 76,313*
Tulane 46, SoCal 45, 1/2/23 - 55,329
Mizz 14, Ohio St. 3, 12/29/24 - 70,114
Ohio St. 28, Texas 14, 1/10/25 - 74,527

Rose Bowl Game:

Alabama 31, Notre Dame 14, 1/1/21 - 18,373 CFP Semifinal

Allstate Kickoff Classic:

BYU 14, Okla. 13, 9/5/09 - 75,437
TCU 30, Ore St. 21, 9/4/10 - 46,138
LSU 40, Ore 27, 9/3/11 - 87,711
Aia. 41, Mich. 14, 9/1/12 - 90,413
LSU 37, TCU 27, 8/31/13 - 80,230
FSU 37, Ok. St. 31, 8/30/14 - 61,521

Aia. 35, Wisc. 17, 9/5/15 - 64,279
Aia. 52, SoCal 6, 9/3/16 - 81,539
Mich. 33, Fla. 17, 9/2/17 - 75,802
LSU 33, Miami. 17, 9/2/18 - 68,841
Auburn 27, Ore. 21, 8/31/19 - 60,662
KSU 24, Stanford 7, 9/4/21 - 28,668

Southwest Classic:

Ark. 47, TAMU 19, 10/3/09 - 71,872
Ark. 24, TAMU 17, 10/9/10 - 65,622
Ark. 42, TAMU 38, 10/1/11 - 69,838
TAMU 35, Ark. 28, 9/27/14 - 68,113
TAMU 28, Ark. 21, 9/26/15 - 67,339
TAMU 45, Ark. 24, 9/24/16 - 67,751
TAMU 50, Ark. 43, 9/23/17 - 64,668

TAMU 24, Ark. 17, 9/29/18 - 55,383
TAMU 31, Ark. 27, 9/28/19 - 51,441
Ark. 20, TAMU 10, 9/25/21 - 57,992
TAMU 23, Ark. 21, 9/24/22 - 63,580
TAMU 34, Ark. 22, 9/30/23 - 56,037
TAMU 21, Ark. 17, 9/28/24 - 54,716

Big 12 Shootout:

TTU 20, BU 13, 11/28/09 - 71,964
Baylor 66, TTU 42, 12/26/11 - 51,615
Baylor 52, TTU 45, 11/24/12 - 44,168
Baylor 63, TCU 34, 11/16/13 - 69,188
Baylor 48, TTU 46 11/29/14 - 54,179

Baylor 63, TTU 35, 10/3/15 - 56,179
TTU 54, Baylor 35, 11/25/16 - 41,656
TTU 38, Baylor 24, 11/11/17 - 34,482
Baylor 35, TTU 24, 11/24/18 - 27,308

Big 12 Championship Games:

Texas 13, Neb. 12, 12/5/09 - 76,211
Okla. 23, Neb. 20, 12/4/10 - 78,810
Okla. 41, TCU 17, 12/2/17 - 64,104
Okla. 39, Texas 27, 12/1/18 - 83,114
Okla. 30, Baylor 23, 12/7/19 - 65,191

Okla. 27, Iowa St. 21, 12/19/20 - 18,859
Baylor 21, Ok. St. 16, 12/4/21 - 65,771
KSU 31, TCU 28, 12/3/22 - 69,335
Texas 49, Ok. St. 21, 12/2/23 - 84,523
Arizona St. 45, Iowa St. 19, 12/7/24 - 55,889

Neutral Site games:

TCU 38, BYU 28, 10/28/11 - 50,094
Notre Dame 37, Arizona State 34, 10/5/13 - 66,690
UCLA 20, Texas 17, 9/13/14 - 60,479
Ohio State 40, TCU 28, 9/15/18 - 64,362

East-West Shrine Bowl:

East 25, West 0, 1/30/25 - 7,597

HIGH SCHOOL FOOTBALL

The stadium has hosted 285 high school football games since opening in 2009. Over 1.8 million fans have viewed high school games at AT&T Stadium.

UIL Texas State Football Championships:

12/10, 17-18, 2010 - 100,000+	12/18-21, 2019 - 148,570
12/9, 15-17, 2011 - 208,602	12/16-18, 2020 - 35,569
12/14, 20-22, 2012 - 125,000+	1/15-1/16, 2021 - 42,094
12/14, 19, 20-21, 2013 - 124,198	12/15-18, 2021 - 104,953
12/13, 18-20, 2014 - 134,861	12/14-17, 2022 - 124,416
12/2-3, 12/14-17, 2016 - 290,900	12/13-16, 2023 - 118,155
12/20-23, 2017 - 156,967	12/18-21, 2024 - 105,982
12/15, 12/19-22, 2018 - 161,552	

NBA ALL-STAR GAME

2010 NBA All-Star Game - East 141, West 139, 2/14/10 - 108,713
- largest crowd in American sports history

NCAA BASKETBALL

Neutral Site games

Texas 103, North Carolina 90, 12/19/09 - 38,052
Baylor 67, Kentucky 62 (M) and Kentucky 133, Baylor 130 (W) - 12/6/13 - 12,818

NCAA Men's Basketball Regional

Michigan 87, Kansas 85 and Florida 62, Florida Gulf Coast 50, 3/30/13 - 40,639
Michigan 79, Florida 59, 4/1/13 - 36,585




Super Bowl XLV
Green Bay 31, Pittsburgh 25
Feb. 6, 2011



**College Football Playoff
National Championship Game**
Ohio State 42, Oregon 20
Jan. 12, 2015



Goodyear Cotton Bowl Classic
Ohio State 28, Texas 14
Jan. 10, 2025



UIL Texas High School Football Championship
3A Division 1 - Malakoff 14, Franklin 7
Dec. 14, 2023

STAFF
PLAYERS
2024 SEASON
RECORDS
PLAYOFF RECORDS
HISTORY
AT&T STADIUM

NCAA Men's Basketball Championship
Connecticut 63, Florida 53 and Kentucky 74, Wisconsin 73, 4/5/14 - 79,444 - largest crowd for a college basketball game
Connecticut 60, Kentucky 54, 4/7/14 - 79,238 - largest crowd for an NCAA Basketball Championship Game and combined attendance of 158,682 was the largest two-day attendance for the event all-time

SOCCER**Concacaf Gold Cup:**

Mex 4, Haiti 0 and Costa Rica 5, Guad. 1 - GC Quarterfinals, 7/20/09 - 82,252
Costa Rica 5, Cuba 0 and Mex 5, El Salvador 0 - GC Group Stage, 6/5/11 - 80,108
USA 3, Honduras 1 and Panama 2, Mex 1 - GC Semis, 7/24/13 - 81,410
USA 2, Costa Rica 0 - GC Semis, 7/22/17 - 45,516
Mex 0, Trinidad & Tobago 0 - GC Group Stage, 7/10/21 - 41,229
USA 1, Jamaica 0, GC Quarterfinals, 7/25/21 - 41,318
Mex 2, CR 0 & Panama 4, Qatar 0 - GC Quarterfinals, 7/8/23 - 62,446

Concacaf Nations League:

USA 3, Jamaica 1, & Mexico 3, Panama 0 - Semifinals, 3/21/24 - 40,926
Jamaica 1, Panama 0 - Third-Place & USA 2, Mexico 0 - Finals - 3/24/24 - 59,471

MexTour Matches:

Mexico 2, Brazil 0, 6/3/12 - 84,516 Mexico 2, Iceland 1, 5/29/21 - 44,892
Mexico 3, Ecuador 1, 5/31/14 - 84,876* Mexico 2, Nigeria 1, 5/28/22 - 56,872
Argentina 2, Mexico 2, 9/8/15 - 82,559 Mexico 2, Australia 2, 9/9/23 - 46,188
Croatia 1, Mexico 0, 3/27/18 - 79,617 Mexico 0, Canada 0, 9/10/24 - 32,623
Mexico 3, Ecuador 2, 6/9/19 - 59,222
*largest soccer crowd in Texas

Copa America:

Chile 0, Peru 0 - 6/21/24 - 47,122
USA 2, Bolivia 0 - 6/23/24 - 47,873
Canada 1, Venezuela 1 (4-3 PK) - Quarterfinals, 7/5/24 - 51,080

Friendly Club Matches:

Chelsea FC 2, Club America 0 - 7/26/09 - 57,229
San Luis 3, Club America 0 - 7/17/10 - 27,061
World Football Challenge FC Barcelona 2, Club America 0, 8/6/11 - 60,807
International Champions Cup AS Roma 4, FC Barcelona 2, 7/31/18 - 54,726
Soccer Champions Tour - FC Barcelona 3, Real Madrid 0, 7/29/23 - 82,026 - largest attendance for an El Clásico match in the U.S.

CONCERTS

Academy of Country Music 50th Awards Show - 4/19/15 - 70,252 - highest attendance at an Awards Show Broadcast
AC/DC - 4/14/25 - 44,984
Zach Bryan - 8/17/24 - 53,677
Bad Bunny - 9/9/22 - 58,690
BeautyKind Unites: A Concert for Causes - The Band Perry, Demi Lovato, Jake Owen and Cole Swindell - 3/25/17 - 20,000
Beyonce - 5/9/16 - 44,270 Beyonce - 9/21/23 - 56,403
Beyonce & Jay-Z - 7/22/14 - 47,461 Beyonce & Jay-Z - 9/11/18 - 45,099
Garth Brooks - 7/30/22 - 90,741
Luke Bryan - 10/22/16 - 40,157
Kenny Chesney - 4/16/11 - 46,516 Kenny Chesney - 6/4/16 - 46,273
Kenny Chesney - 6/9/12 - 47,269 Kenny Chesney - 5/19/18 - 46,274
Kenny Chesney - 5/11/13 - 45,026 Kenny Chesney - 6/4/22 - 50,033
Kenny Chesney - 5/16/15 - 47,256 Kenny Chesney - 5/11/24 - 48,812
Coldplay - 8/27/16 - 62,098
Luke Combs - 3/25/23 - 59,085
Eagles - 6/23/18 - 58,118
Grupo Firme - 32,676
Guns N' Roses - 8/3/16 - 40,978
Billy Joel & Stevie Nicks - 3/9/24 - 49,220
Jonas Brothers - 6/20/09 - 50,544
Kendrick Lamar - 4/14/25 - 49,928
Los Bukis - 9/15/21 - 42,444
Metallica - 6/16/17 - 49,476 Metallica - 8/18-8/19/23 - 151,610
Paul McCartney - 8/19/09 - 38,500
One Direction - 8/24/14 - 53,409
Posty Fest: Post Malone - 11/29/19 - 46,152
Post Malone - 5/9/25 - 51,579
The Rolling Stones - 6/6/15 - 49,042
Ed Sheeran - 10/27/18 - 46,249 Ed Sheeran - 5/6/23 - 62,137
George Strait - 6/6/09 - 60,188
George Strait - 6/7/14 - 104,793 - largest indoor concert crowd in North America
Taylor Swift - 10/8/11 - 55,451 Taylor Swift - 10/5,10/6/18 - 105,002
Taylor Swift - 5/25/13 - 53,020 Taylor Swift - 3/31, 4/1, 4/2/23 - 210,607 -
Taylor Swift - 10/17/15 - 62,630 three-day stadium attendance record
Morgan Wallen - 7/25/24 - 52,280; 7/26/24 - 54,665
The Weeknd - 8/14/22 - 51,784
U2 - 10/12/09 - 70,745 U2 - 5/26/17 - 50,247




2010 NBA All-Star Game
East All-Stars 141, West All-Stars 139
Feb. 14, 2010



NCAA Men's Basketball Final Four Championship
UConn 60, Kentucky 54
April 7, 2014



Concacaf Nations League Finals
USA 2, Mexico 0
March 24, 2024



Post Malone
May 9, 2025

PBR

2/20/10 - 46,321*	2/24/18 - 46,046
2/19/11 - 38,641	2/9/2/10/19 - 61,809
3/3/12 - 34,141	2/15-2/16/20 - 42,171
3/2/13 - 29,032	11/12-11/15/20 - 43,556
3/1/14 - 37,716	3/5/22 - 23,032
2/28/15 - 28,311	5/17-5/19/24 - 51,088
2/27/16 - 30,298	5/16-18/25 - 47,611
2/18/17 - 38,598	

*largest crowd for a single-day riding event in the U.S.

THE AMERICAN RODEO

3/2/14 - 28,315	2/19/17 - 28,030	3/7-3/8/20 - 43,844
3/1/15 - 42,563	2/25/18 - 32,137	3/6-3/7/21 - 24,063
2/28/16 - 33,799	3/2-3/3/19 - 37,853	3/6/22 - 43,795

MONSTER JAM

2/27/10 - 60,321	2/4/17 - 60,582	2/19/22 - 42,352
2/26/11 - 60,125	2/10/18 - 61,351	10/15/22 - 36,218
2/25/12 - 60,099	2/23/19 - 60,586	2/25/23 - 45,427
2/23/13 - 64,078	10/26/19 - 38,769	10/14/23 - 38,399
event record	2/29/20 - 61,329	3/2/24 - 48,124
2/22/14 - 57,136	10/24/10/25/20 - 26,383	10/26/24 - 35,104
2/21/15 - 56,663	3/27-3/28/21 - 35,501	3/8/25 - 46,144
2/13/16 - 50,100	10/16/21 - 31,092	

SUPERCROSS

3/20/10 - 49,082	2/17/18 - 57,421
2/26/11 - 51,509	2/16/19 - 57,614
2/18/12 - 53,952	2/22-2/23/20 - 48,503
2/16/13 - 54,036	3/13-3/16-3/20/21 - 38,083
2/15/14 - 54,421	2/26/22 - 42,120
2/14/15 - 54,981	2/25/23 - 42,853
2/20/16 - 57,755	2/24/24 - 47,913
2/11/17 - 57,807	2/22/25 - 43,560

OTHER SPORTING EVENTS

NFL Draft
2018 NFL Draft - 4/26-28/18 - The NFL Draft Experience set an opening Day 1 of the Draft attendance record as over 100,000 people attended the free event on the first night of the NFL Draft

DCC Nationals

2/1/25 - 12,131

Wrestling

WrestleMania 32 - 4/3/16 - 101,763 - largest single-day attendance in WWE history
WrestleMania 38 - 4/2-3/22 - 156,352 - then most-attended event in WWE history (combined over two days)

Boxing

Manny Pacquiao def. Joshua Clottey - WBO World Welterweight Championship, 3/13/10 - 50,944
Manny Pacquiao def. Antonio Margarito - WBC Super Welterweight title, 11/13/10 - 41,734
Canelo Alvarez def. Liam Smith - WBO Junior Middleweight title, 9/17/16 - 51,240
Errol Spence Jr. def. Mikey Garcia - IBF Welterweight title, 3/16/19 - 47,525
Errol Spence Jr. def. Danny Garcia - IBF & WBC Welterweight title, 12/5/20 - 16,102
Canelo Alvarez def. Billy Joe Saunders - Super Middleweight unification, 5/8/21 - 73,126 - largest indoor attendance for a boxing event in the United States
Errol Spence Jr. def. Yordenis Ugas - WBA Welterweight title, 4/16/22 - 39,946
Jake Paul def. Mike Tyson, 11/15/24 - 62,905

Women's Basketball

The Lonestar Championship - 4/22-24/22 - 8,889

Lacrosse

NCAA Women's Lacrosse, Northeastern vs. William & Mary - 3/19/11 - 2,235

Bowling

U.S. Women's Open - 6/30/11 - 6,000+

Gymnastics

Nastia Liukin Cup - 3/6/15 - 3,226

AT&T American Cup - 3/7/15 - 10,383

ARTS AND HOME ENTERTAINMENT

The Home Show - 3/9-11/12 - 25,229
Live broadcast of the opera "The Magic Flute" - 4/28/12 - 15,100
Glenn Beck "Restoring Love" - 7/28/12 - 46,478
The Home Show - 3/8-10/13 - 12,994
Live simulcast of the opera "Turandot" - 4/13/13 - 14,000
Live simulcast of the opera "The Barber of Seville" - 4/11/14 - 10,000
Live simulcast of the opera "LA BOHEME" - 3/21/15 - 7,000
Live simulcast of the opera "SHOW BOAT" - 4/23/16 - 5,000
13 Hours: The Secret Soldiers of Benghazi Movie Premiere - 1/12/16 - 32,000
Lone Star Smokeout - 5/2-5/4/25 - 17,560



2018 NFL Draft
April 26-28, 2018



WrestleMania 38
April 2 & 3, 2022



Jake Paul defeats Mike Tyson
Nov. 15, 2024



Lone Star Smokeout
May 2-4, 2025

The Star in Frisco

In August 2013, the Dallas Cowboys, in partnership with the City of Frisco and the Frisco Independent School District (FISD), announced plans for The Star in Frisco - a vision that would become home of the Dallas Cowboys World Corporate Headquarters and Training Facility. Officially opened to the public in August 2016, The Star in Frisco is a leading entertainment destination.

The Star is located in Frisco, Texas, a suburb north of Dallas, Texas that boasts more than 200,000 residents. The facility is comprised of four mixed-use developments along the Dallas North Tollway in between Warren Parkway and Lebanon Road.

Plans for the 91-acre mixed-use development quickly grew from the Dallas Cowboys World Corporate Headquarters to become a destination that featured shopping, dining and nightlife, as well as athletic, fitness, health, event, hotel and residential options.

In partnership with the City of Frisco and Frisco ISD, the Cowboys focused on inspiring the next generation of players and fans by uniquely engaging them at the place where the Dallas Cowboys live, work and practice.

The Star became the first NFL training facility in the U.S. that is shared with a public high school athletic program. All 12 Frisco ISD high schools play games within Ford Center at The Star, a state-of-the-art, 510,000-square-foot indoor athletic facility. With a capacity of 12,000 seats, Ford Center hosts a variety of events in addition to football games, such as the Academy of Country Music Awards, professional boxing, lacrosse and soccer matches, collegiate basketball tournaments, concerts, meetings and more.

"Moving from Valley Ranch to The Star was bittersweet," said Jerry Jones, owner and president, Dallas Cowboys. "We had a lot of history and memories there, but what is exciting now is what we've built at The Star that goes beyond just the Dallas Cowboys team. It involves these young, talented athletes from Frisco ISD; it involves the entire Frisco community with what we offer from training, health and wellness, to dining, entertainment, shopping and more. We've put our heart and soul into this next chapter for the Cowboys, and we love watching fans experience everything that The Star has to offer."

The Cowboys worked with several companies to develop all elements of The Star, including Manhattan Construction Group, Gensler, O'Brien Architects, iCRAVE, Advent Design Corp., Kimley-Horn and Associates, Walter P. Moore, and Henderson Engineers, Inc.

The Cowboys officially moved into The Star in July 2016 and held the first event in Ford Center on August 27, 2016: The Star Kickoff presented by Whataburger - a one-day event that featured eight FISD high school varsity football teams.

Key Design Highlights

★ **Ford Center at The Star** – Ford Center at The Star is a state-of-the-art, 510,000-square-foot indoor athletic facility shared by the Dallas Cowboys, the City of Frisco and Frisco ISD's 12 high schools. It seats 12,000 in folding fixed seats and features an interior video board (1,824 square feet) and an exterior video board (2,270 square feet). The exterior video board is one of the largest in high school sports. Beyond high school football, Ford Center hosts a variety of events including concerts, boxing matches, soccer games, marching band competitions, lacrosse and more. Ford Center at The Star is home to Dallas Cowboys Football Operations, including its locker room, training room, coaches' offices, team rooms, training table and hydrotherapy. Frisco ISD has a dedicated side to Ford Center that includes a locker room, training room, press area and coaches' offices. Ford Center at The Star boasts one indoor and two outdoor (one turf and one natural grass) NFL and University Interscholastic League (UIL) compliant practice fields. It includes four luxury suites and a premium hospitality area that overlooks the indoor stadium and outdoor practice fields.

★ **War Room at The Star** – The NFL Draft is conducted in a state-of-the-art war room outfitted with advanced technology and adorned with Dallas Cowboys historical draft documents. The room is approximately 40' x 30', and on Draft Day, is filled with about 40 people (20-25 coaches, 12-15 scouts, several team trainers/executives). A large (roughly 20' x 7'), fully interactive video wall exists at the front of the room and is comprised of a 0.7 pixel pitch microLED video wall with a custom collaboration software package. In addition, the room includes four 4K multi-touch displays - two, 98-inch, and two, 76-inch - on a wall to be used for side-by-side comparison of two players doing the same exercise/running the same play during a game. A display case in the hallway outside of the war room contains three historical draft books with notable evaluations of Cowboys legends, such as Troy Aikman, Michael Irvin and Emmitt Smith, and one high-tech, animated draft book that "scribbles" notes and plays video clips. The room is open to the public for tours of The Star, and fans have the chance to win a "War Room Experience" in a continued partnership with the Texas Lottery.

★ **Outdoor Entertainment at The Star** – The 40,500-square-foot Tostitos Championship Plaza is where Times Square meets town square. Located at the heart of The Star, it features a 2,270-square-foot video board, interactive displays and other video boards, a 50-yard football field for community activities, a 10,000-square-foot Dallas Cowboys Pro Shop that sells team apparel, fashion, souvenirs and memorabilia, as well as Miller Lite@House at The Star which offers the opportunity to experience the feeling of game day, every day. In addition, the Dallas Cowboys Ring of Honor Walk presented by Dr Pepper, leads up to Ford Center, and highlights key players in Cowboys history. The Star also features "Huddle", a large outdoor sculpture by internationally acclaimed sculptor Tom Friedman, as part of the Dallas Cowboys Art Collection.

★ **Baylor Scott & White Sports Therapy & Research at The Star** – Opened in the summer of 2018, the 300,000-square-foot campus, named Baylor Scott & White Sports Therapy & Research at The Star, focuses on injury prevention, research and wellness for athletes of all levels, and has become



a nationally recognized model for the holistic treatment of physically active individuals. It is also a first-of-its-kind collaboration between an NFL team, a health system and a school district - Frisco ISD. The initial phase of the project included an ambulatory surgery center, a diagnostic imaging center, physical therapy, a preventive care program for athletes and several other health care offerings.

★ **Cowboys Club** – Cowboys Club, located at The Star, is an exclusive, members-only club designed to provide one-of-a-kind experiences for members and their guests. Cowboys Club overlooks the Dallas Cowboys practice fields and Ford Center field, allowing a bird's-eye view of the Cowboys and Frisco ISD games and camps. The club venue features multiple bar and dining options, including a five-star restaurant, as well as a terrace where members can dine. Cowboys Club hosts daily, members-only events, and each member has access to meeting rooms and catering to both business and private gatherings. The Cowboys began selling Cowboys Club memberships on January 12, 2016, and sold out approximately one month later on February 15, 2016. Those interested in Cowboys Club membership should visit www.cowboysclub.com for details.

★ **Cowboys Fit** – Built in partnership with the leading global fitness developer, Mark Mastrov, Cowboys Fit is a premier health and fitness company with locations throughout the DFW and Austin areas. Cowboys Fit at The Star is a three-story, 60,000-square-foot, state-of-the-art health, and fitness facility. It features the same cutting edge fitness equipment and recovery innovations used by the Dallas Cowboys players and cheerleaders, enabling its members to truly train like a professional athlete. Amenities at Cowboys Fit include boutique style classes in three separate studios, a rooftop deck and pool overlooking the Cowboys practice fields, an extensive health and nutrition bar, a dedicated recovery lounge offering Cryotherapy, NormaTec, Hydromassage and treatments delivered by the industry's leading experts, a 40-yard indoor fitness turf, an exercise floor like no other and much more. For more information about Cowboys Fit at The Star, as well as all other Cowboys Fit locations, please visit cowboysfit.com.

★ **Formation** – Channel the winning business tradition of the Dallas Cowboys and the Jones Family at Formation. Built for executives, Formation was designed to meet all your professional needs in an elevated work environment. Inspired by and located steps from the Dallas Cowboys World Headquarters, Formation offers open workspace, dedicated desks, and private offices and meeting rooms, as well as unique amenities such as access to a coveted Cowboys Way mailing address, unique members-only events curated and led by Dallas Cowboys executives, professional headshots, pre-sales to select AT&T Stadium and Ford Center events, and more. Limited memberships are available. Visit FormationAtTheStar.com for more information.

★ **Omni Frisco Hotel at The Star** – Omni Frisco Hotel at The Star opened its doors in summer 2017. The 16-story, 300-room luxury hotel is designed to host meetings and events for business and leisure travelers. A rooftop pool deck with a bar and grill overlooks Ford Center and Tostitos Championship Plaza. Omni Frisco Hotel is able to accommodate up to 1,000 attendees for an event or banquet and boasts 24,000 square feet of meeting space inclusive of a 13,000-square-foot ballroom.

★ **The Star District** – Located adjacent to Ford Center and Tostitos Championship Plaza, in a 200,000-square-foot retail block, The Star District includes over 30 restaurants and retail options designed for the community, fans and visitors alike. Dine, shop and explore The Star by visiting Ascension Coffee, AT&T, Cane Rosso, Cards in a Box, Charles Schwab, Charlotte Jones Collection, Cowboys Fit, Concrete Cowboy, Cow Tipping Creamery, Cowboys Club, Crav Co, Dallas Cowboys Pro Shop, Dee Lincoln Prime, Dee's Table, Flea Style, Formation at The Star, Formula Wellness, Hiatus Day Spa and Med Spa, Heirloom Haul, J. Hilburn Custom Made, King Ranch Saddle Shop, La Parisienne, Lenovo Legion Esports Center Home of Complexity Gaming, Lombardi Cucina Italiana, Lucchese, Luxe Eyewear, Mi Cucina, Miller Lite-House at The Star, Monkee's of Frisco, Neighborhood Services, Omni Frisco at The Star, Pete's Dueling Piano Bar, PlainsCapital Bank, Rachel's Kitchen, Roti Grill, Sidecar Social, Snowbird Cocktail Lounge & Kitchen, Tangerine Salon, The Common Table, The Edge Waterside Lounge, The Gents Place, The Glen, The Monarch Stag, Tupelo Honey Southern Kitchen & Bar and Wabi House. Visit TheStarDistrict.com for the full directory and more information.

★ **Ring of Honor Walk Presented by Dr Pepper** – Located throughout The Star District, the Dallas Cowboys Ring of Honor Walk presented by Dr Pepper honors the 24 members of the Dallas Cowboys Football Club who have made outstanding contributions throughout the team's history. A key design element of the area includes numbers 12 and 88 placed 50 yards apart for Roger Staubach and Drew Pearson, paying homage to the iconic 50-yard, game-winning "Hail Mary" pass from Staubach to Pearson that toppled the Minnesota Vikings in the 1975 playoffs and introduced the phrase "Hail Mary" into the sports lexicon.

★ **Twelve Cowboys Way** – Twelve Cowboys Way is the most coveted address at The Star. Located in Frisco, Texas, this 17-story luxury residential tower overlooks the 91-acre campus of The Star, the Dallas Cowboys World Headquarters, practice facility, and much more. Twelve Cowboys Way is a first-of-its-kind residence co-created by Cowboys Hall of Fame Owner Jerry Jones, Cowboys Hall of Fame Quarterback and #12, Roger Staubach, alongside Dallas-based developer and Cowboys Alumni, Robert Shaw. For leasing information, visit TwelveCowboysWay.com.

★ **The Star Tours Presented By SeatGeek** – The Dallas Cowboys World Corporate Headquarters at The Star in Frisco is a destination created to allow fans to connect with the team in ways they have never imagined. The VIP Guided Tours begins at Miller Lite@House - the 300 square-foot cooler stocked with over 1,500 beverages consisting of Miller Lite and more available for purchase weekdays, event days, & game days alike - gives Cowboys fans a chance to experience the place where the Dallas Cowboys train and work 355 days - non-gamedays - of the year. Since tours started in 2017, over 190,000 guests have seen what a day in the life of a Cowboys is like. Tickets can be purchased at TheStarInFrisco.com/Tours.

Cowboys Summer Training Camp



**TRAINING
CAMP 2025**

American 

The Dallas Cowboys return to Oxnard, California to open their 66th training camp in 2025.

This year marks the 19th time the Cowboys will have spent at least a portion of their training camp in Oxnard, and the 46th overall training camp in California.

Dallas came back to the west coast after training in the Alamodome in San Antonio prior to the 2011 season. Since 2001, the Cowboys have held training camp in Oxnard (2001, 2004-06, 2008, 2010 and 2012-19, 21-24), and/or Wichita Falls (2001) and/or San Antonio (2007, 2009, 2010 and 2011) and/or Frisco (2017-24).

Dallas will also hold a portion of its training camp at its home in Frisco, Texas, the ninth time the Cowboys will have training camp practices in Frisco.

Training Camp History

June 3, 1960 – The newly formed Dallas Cowboys franchise announced that it will train at Pacific University in Forest Grove, Oregon. Rookies reported on July 9.

May 24, 1961 – Due to its proximity to their first exhibition game against Minnesota in Minneapolis, the Dallas Cowboys move training camp to St. Olaf College in Northfield, Minn. Camp opened on July 9.

June 8, 1962 – The Dallas Cowboys move their training camp site to the campus of Northern Michigan College on the shores of Lake Superior in Marquette, Mich. Rookies reported on July 13.

July 12, 1963 – Because the team played three of its first four preseason games on the west coast, the Dallas Cowboys moved training camp to California Lutheran College in Thousand Oaks, Calif. This camp, which was the first of 27 at CLC, opened on July 12.

Dec. 6, 1989 – For the first time in the 30-year history of the team, the Dallas Cowboys trained in Texas as the club announced its 1990 training camp would be held at St. Edward's University in Austin, Texas. This camp, the first of eight at St. Ed's, opened on July 22.

Feb. 17, 1998 – The Cowboys begin a four-year stay at Midwestern State University in Wichita Falls, Texas, with their 1998 camp. The first camp at Midwestern State University opened on July 16. In 2001, the Cowboys split camp between Midwestern State and the Residence Inn in Oxnard, Calif., spending two weeks at each location.

May 17, 2002 – The Cowboys continue their commitment to fans in the state of Texas by announcing the 2002 training camp will take place at the Alamodome in San Antonio, Texas. The camp, which ran for four weeks, opened on July 26. The Cowboys returned to the Alamodome again in 2003.

Oct. 24, 2003 – The Cowboys announce a return to California for training camp. For the 2004-06 seasons, the Cowboys conduct their entire training camp in Oxnard, Calif., at the Residence Inn at River Ridge, using practice fields provided by The City of Oxnard. The Cowboys opened their first returned camp on July 30, 2004.

May 4, 2006 – The Dallas Cowboys announce a five-year commitment to once again call the City of San Antonio its summer home beginning in 2007. The Alamodome, which played host to Cowboys training camps in 2002 and 2003 will again be the site for the team's summer practice sessions.

Summer, 2010 – The Dallas Cowboys held a split camp, spending the first portion in the Alamodome in San Antonio and the second at the Residence Inn at River Ridge in Oxnard.

July, 2012 – The Dallas Cowboys returned to Oxnard, California for all of training camp at the Residence Inn at River Ridge after spending the 2011 training camp in San Antonio at the Alamodome.

August, 2017 – After spending the first four weeks of training camp in Oxnard, California, the Dallas Cowboys returned home to hold their first ever training camp practices at their new practice facility at The Star in Frisco. Six training camp practices were held inside Ford Center and open to the public.

August, 2020 – For the first time in franchise history, the Cowboys spent all of training camp at The Star in Frisco due to COVID-19 restrictions.

July, 2021 – The Cowboys return to Oxnard, California for training camp after spending 2020 training in Frisco.

Training Camp by Location

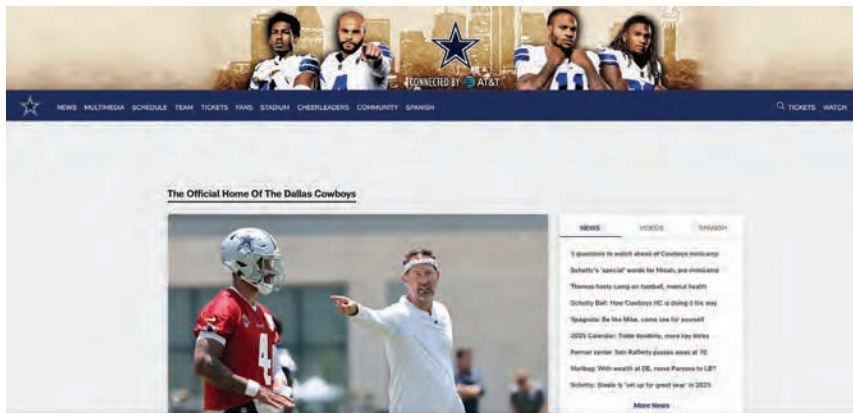
OREGON	MINNESOTA	MICHIGAN	THOUSAND OAKS	AUSTIN	WICHITA FALLS	SAN ANTONIO	OXNARD	FRISCO
1960	1961	1962	1963 1977	1990	1998	2002	2001* 2015	2017
			1964 1978	1991	1999	2003	2004 2016	2018
			1965 1979	1992	2000	2007	2005 2017	2019
			1966 1980	1993	2001*	2009	2006 2018	2020^
			1967 1981	1994	(4)	2010*	2008 2019	2021
			1968 1982	1995		2011	2010* 2021	2022
			1969 1983	1996		(6)	2012 2022	2023
			1970 1984	1997			2013 2023	2024
			1971 1985	(8)			2014 2024	(8)
			1972 1986				(18)	
			1973 1987					
			1974 1988					
			1975 1989					
			1976	(27)				

* indicates split camp

^ split camp scheduled, but Oxnard canceled due to COVID-19

Dallas Cowboys Digital

DallasCowboys.com



The Dallas Cowboys official website offers the best collection of timely articles, press conferences and videos, combined with the best spot to purchase tickets and order merchandise from the Cowboys Pro Shop. From the latest news to the latest apparel, there is no better place to visit than DallasCowboys.com.

Daily Podcasts

Talkin' Cowboys – True to its name, the “Talkin’ Cowboys” podcast delivers knowledgeable, entertaining coverage of America’s Team. This lineup has a blend of experience, youth and a former NFL player. Host Kyle Youmans is joined by Patrik Walker, Josh Rodriguez and former Cowboys draft pick Isaiah Stanback for a daily dose of Cowboys coverage.

Cowboys Break – This daily show is serious about the Cowboys, without taking themselves too serious in the process. This one-hour podcast of more than 20 seasons is hosted by Derek Eagleton, along with Ambar Garcia, Voch Lombardi and former NFL scout Bryan Broadus. The crew discusses the current state of the team, giving analysis on the day-to-day events with a mix of historical perspective.

Hangin’ with the Boys – If you’re looking for some guys that enjoy talking about Cowboys football but also enjoy giving each other a hard time and having fun, then this is the show for you. Join host Shannon Gross, along with six-time Pro Bowler Nate Newton, former Cowboys receiver Jesse Holley and Kurt Daniels as they aren’t afraid to get off-topic from time to time. And you never know who might be calling into the show.

Cowboys StoryLine – This podcast has a rather unique format that focuses on the fan perspective. Longtime beat writer Nick Eatman runs the point solo with a new show that takes phone calls and text messages from the fans to get their viewpoint on the team, mixing in a few historical stories along the way.

Mick Shots – You can’t find more experience on one show than this one, featuring Mickey Spagnola, who has covered the Cowboys since the 1980s. One of the players on the team back then - Everson Walls - has plenty of stories to tell and they’re joined by longtime DFW media personality Bill Jones.

Players’ Lounge – Who knows the game of football better than the guys who actually played it? This podcast features a pair of former Cowboys in longtime safety Barry Church, along with defensive end Damontre Moore. The two dissect the game like no other and have veteran media personality Newy Scruggs guiding the way and HeK’ma Harrison providing his insight as well.

Girls Talk, 'Boys Talk – One of the newest daily podcasts, GTBT covers the Cowboys like never seen before. A lineup of all females, this crew gives their opinions of the team, from anything to formations and alignments to stories from the locker room and the sidelines. A team of Nicole Hutchison, Briana Aldridge, Isha Morrison, Jess Navarez and other special guests throughout the season will break down the Cowboys from every angle.

Dallas Cowboys on Social Media.



@dallascowboys



/dallascowboys



@dallascowboys



@dallascowboys



/dallascowboys

Cowboys on Radio

Audacy Radio's 105.3 The Fan (KRLL-FM) is once again the Flagship Station of the Dallas Cowboys Radio Network for the 2025 NFL season. All preseason, regular season and postseason Cowboys games are heard in stereo on The Fan's 100,000-watt signal.



Brad Sham returns for his 48th season in the Dallas Cowboys radio booth. Beloved by Cowboys fans, Sham's award winning play-by-play has provided the soundtrack to many of the most memorable moments in Dallas Cowboys history. Brad is re-joined in the booth by former Cowboys quarterback Babe Laufenberg, who enters his 34th season as the network's full-time color analyst. A fixture on the sideline, veteran reporter Kristi Scales - now in her 28th season on the sideline - provides instant updates from the field.

Regular and postseason games are preceded by a three-hour Pregame Show and a three-hour Postgame Show. Both the pregame show and postgame show are hosted by Zach Wolchuk, Eric Chiofalo and former NFL scout Bryan Broaddus.

The Dallas Cowboys Radio Network

TEXAS: Abilene KABT 101.7 FM; Alpine KVLV 1240 AM; Amarillo KWWE 102.9 FM; Andrews KQRX 95.1 FM*; Big Spring KBST 95.7 FM; Brownsville KVNS 1700 AM/KQXX 105.5 FM*; Brownwood KXYL 102.3 FM; Bryan KORA 98.3 FM, Carthage KGAS 104.3 FM; College Station KORA 98.3 FM; Comanche KCOM 1550 AM; El Paso KLAQ 95.5 FM; Hereford KPAN 860 AM; Kermit KPTX 98.3 FM*; Lubbock KTTU 97.3 FM; Marble Falls KBEY 103.9 FM; Marshall KMHT 103.9 FM; McAllen KVNS 1700 AM/KQXX 105.5 FM*; Midland KQRX 95.1 FM*; Monahans KPTX 98.3 FM*; Odessa KQRX 95.1 FM*; Paris KITX 95.5 FM*; Pecos KPTX 98.3 FM*; Plainview KVOP 1090 AM/KICA 980 AM; San Angelo KGKL 960 AM/97.5 FM; San Antonio KTFM 94.1 FM; Stanton KQRX 95.1 FM*; Stephenville KSTV 93.1 FM; Texarkana KCMC 107.9 FM; Tyler KOOI 106.5 FM; Uvalde KAXA 103.7 FM; Wichita Falls KWFS 1290 AM/KBZS 106.3 FM.

ARKANSAS: Little Rock KABZ 103.7 FM.

LOUISIANA: Shreveport KLKL 95.7 FM.

NEW MEXICO: Albuquerque KQTM 101.7 FM; Artesia KTZA 92.9 FM*; Carlsbad KTZA 92.9 F*; Hobbs KEJL 1110 AM/100.5 FM; Roswell KTZA 92.9 FM*.

OKLAHOMA: Bartlesville KWON 1400 AM; Hugo KITX 95.5 FM*; Oklahoma City KOKQ 94.7 FM; Tulsa KOTV 1170 AM.

**station serves more than one market*

The Dallas Cowboys Spanish Language Radio Network Cadena de Plata Radio

A tradition of Spanish-language excellence continues with Cadena de Plata, the official voice of the Vaqueros de Dallas. Throughout the great state of Texas, and its growing affiliate base with stations in Nevada, New Mexico and Mexico City, those who enjoy the passion and drama of Español can follow the action with Victor Villalba (play-by-play), Luis Perez (color) and Carlos Nava (sidelines) during the 2024 season. Spanish radio broadcasts can also be heard through the Dallas Cowboys mobile app.

TEXAS: Bryan-College Station KTAM 1240 AM/K272FK 100.1; FM Dallas/Fort Worth, TX KMVK 107.5 FM; El Paso, TX KNBA 97.5 FM; San Antonio, TX KLEY 95.7 FM.

NEW MEXICO: Artesia/Carlsbad KPZE 106.1 FM; Las Cruces KNBA 97.5 FM.

KANSAS: Garden City KGGG 1310 AM/102.9 FM; Wichita KGHF 99.7 FM.

MEXICO: As of publication, the radio affiliates for Mexico had not been finalized.



Cowboys on Television

Dallas Cowboys Broadcasting Network



The Dallas Cowboys Broadcasting Network is the television production and syndication unit of the Dallas Cowboys Football Club. Now in its 35th year, the Dallas Cowboys Broadcasting Network produces and distributes some of the most-watched programs in the region - Dallas Cowboys preseason games, weekly programs and specials throughout the year. These programs are televised in Dallas/Fort Worth and over 25 other markets throughout Texas, Arkansas, Louisiana, New Mexico and Oklahoma.

The Cowboys weekly shows during the preseason and regular season keep Dallas Cowboys fans abreast of the latest Cowboys stories making news and of key issues in the National Football League:

“Cowboys Special Edition”

This round-table style program, hosted by former Dallas Cowboys Players, gives fans an in-depth look at the team. The show airs Saturdays at 11 p.m. from July 26, 2025 through the postseason on KTVT/CBS11 in Dallas/Fort Worth and at locally scheduled times throughout the Dallas Cowboys syndicated network.

“Cowboys Huddle with Brian Schottenheimer”

Coach Brian Schottenheimer gives fans an inside look at the team each week. With regularly scheduled visits from Cowboys players and coaches, fans will be able to get a fresh perspective of the team. The show will air Saturdays at 11:30 p.m. from Sept. 6, 2025 through the postseason on KTVT/CBS11 in Dallas/Fort Worth and at locally scheduled times throughout the Dallas Cowboys syndicated network.

Dallas Cowboys Postgame Show

Kyle Youmans and Nate Newton bring you inside the Cowboys locker room after each game. Player interviews, game highlights and comments from Brian Schottenheimer can be seen following each and every game on KTVT/CBS11 in Dallas/Fort Worth and at locally scheduled times throughout the Dallas Cowboys syndicated network.

Cadena de Plata

With its beginnings in 1995, Cadena de Plata Television, the official voice of the Vaqueros de Dallas en Español, has been a precursor in engaging the growing Spanish-speaking fan of the NFL and the Silver and Blue in the United States. Broadcasting throughout its growing affiliate base stretching across Texas and New Mexico, Cowboys fans who like their coverage in Spanish can participate in preseason game telecasts. Along with these preseason Spanish language game telecasts, Cadena de Plata produces four (4) one-hour specials throughout the Cowboys season along with training camp updates and twenty (20) 30-minute weekly shows airing in Dallas/Fort Worth on Telemundo-39, Cadena de Plata's television flagship.

Dallas Cowboys Star Magazine



Each year, Dallas Cowboys Star Magazine produces three must-have specialty issues that every Cowboys fan will enjoy. April is the release of our extensive Draft Guide, which has analysis of team needs, mock drafts and breakdowns on all of the top college prospects. A must-have for the upcoming season, July's Training Camp Preview provides scouting reports for every player on the roster as well as the strengths and weaknesses of each position overall. Finally, our annual Dallas Cowboys Cheerleaders Issue features photos and unique profiles of this season's "often imitated, never equaled" squad. Print and digital editions are available at DallasCowboys.com/star.



Throughout the 1960s, the Dallas Cowboys held tryouts for local high school students to cheer for the Dallas Cowboys at the Cotton Bowl. By the early 1970s, an effort was underway to enhance the glamour, excitement and entertainment value of the NFL gameday experience. Director Dee Brock hired choreographer, Texie Waterman, who auditioned dancers and taught her signature Broadway-style routines. In 1972, Tex Schramm and Dee Brock joined forces with local designer, Paula Van Wagoner, and introduced Texas Stadium to the reimagined Dallas Cowboys Cheerleaders. Wearing the classic star-spangled blue-and-white uniform, the Dallas Cowboys Cheerleaders became an international phenomenon.

By the mid-seventies, the squad's national popularity created such a sensation that two top-rated, made-for-tv movies, were produced. The DCC have made guest appearances on national television shows such as, 'The Love Boat', 'Saturday Night Live', 'The Oprah Winfrey Show', 'Family Feud', 'David Letterman', 'The Today Show', 'American Idol' and 'American Ninja Warrior'. Benefitting charity, they competed on '1 versus 100', 'Are You Smarter Than a Fifth Grader', and 'Identity'. For more than two decades, they produced 'The Making of the Dallas Cowboys Cheerleaders Swimsuit Calendar' television special for network and social media distribution. With 16 Seasons of 'Dallas Cowboys Cheerleaders: Making the Team', the DCC became the subject of Country Music Television's longest running and highest rated TV show in CMT history, earning them a Critics Choice Award nomination. Premiering in summer 2024, the Netflix series 'America's Sweethearts: Dallas Cowboys Cheerleaders' debuted at No. 1 and offers a dazzling, behind-the-scenes look at the iconic squad's journey. The documentary captures the intensity of auditions, the challenges of training and the excitement of performing at AT&T Stadium - giving viewers a front-row seat to the dedication and spirit that define America's Sweethearts. Both seasons one and two are now streaming on Netflix.

In 1979 the Department of Defense requested the Dallas Cowboys Cheerleaders presence on a South Korean USO Tour during the Christmas holidays. These collaborative efforts over the past four decades have evolved into 86 tours, more international entertainment trips to U.S. military bases than any other professional performer or group. The DCC bring their own special brand of goodwill and gratitude to the military personnel and their families traveling to diverse locations such as Iraq, Bosnia, Afghanistan, Cuba, Korea and the Persian Gulf. In recognition of their distinguished service to American Troops, the Dallas Cowboys Cheerleaders were presented the 'USO's 50th Anniversary Award' in 1991 and the Department of Defense presented the squad with the first ever 'Spirit of Hope Award' in 1997. They were inducted into the Veterans of Foreign Wars Hall of Fame in 2002, and in 2013, the DCC were awarded the American Legion's prestigious Distinguished Service Medal. The Dallas Cowboys Cheerleaders are the only group, to date, to be recognized with all four of these honors.

The DCC continue to have a tremendous impact on sports and entertainment. 'America's Sweethearts' are recognized around the world as an elite performance group and, while they are often imitated, their iconic uniform is one of the most well-known symbols of pop culture. In 2018 the uniform was donated to the Sports Entertainment and Pop Culture Collection in the Smithsonian National Museum of American History.

While the DCC grace the sidelines of AT&T Stadium, they are also active in their community, making annual visits to children's hospitals, veteran's hospitals, senior living centers and elementary schools. They are also in demand throughout the year at festivals, sporting events, corporate conventions and headliner concerts around the country. They frequently appear on national magazine covers, television commercials and films. Their annual calendar collection includes a swimsuit calendar, sideline action calendar, cameo calendar and a 120-page special edition of The Dallas Cowboys Star Magazine.

The Dallas Cowboys Cheerleaders are truly extraordinary dancers with impressive careers in education, law, nursing and accounting, just to name a few. Chief Brand Officer/Co-Owner, Charlotte Jones, has entrusted the leadership of the squad to Senior Director Kelli Finglass and Head Choreographer Judy Trammell. This dynamic duo, driven by the highest of standards, has consistently led this time-tested group of diverse women for over 30 years. Often imitated, never equaled... they are 'America's Sweethearts'.

For information on Dallas Cowboys Cheerleaders appearances, virtual appearances, shows, youth dance camps or auditions, please visit www.dallascowboyscheerleaders.com.



Kelli Finglass
Senior Director



Judy Trammell
Head Choreographer






The Dallas Cowboys introduced the Rhythm and Blue, a high-energy co-ed dance team and drum corps, in 2009. The Rhythm and Blue brings a refreshingly innovative, unique and exciting element to the Cowboys legendary game-day entertainment line-up. The talented group of men and women who make up "DCRB" entertain audiences from around the world as they enter the plazas of AT&T Stadium before each game. After every Cowboys score during the game, the Rhythm and Blue Dancers & Drumline dazzle fans with captivating celebration per-

formances. The Rhythm and Blue Dancers were conceptualized under the direction of Dallas Cowboys Executive Vice President/Chief Brand Officer Charlotte Jones. It is the first and only entertainment concept of its kind in the NFL.

The Dallas Cowboys Rhythm and Blue is a two-part entertainment entity. The percussion troop drumline masters the rhythm, and the dance team moves the spirit of Cowboys Nation true blue. Music from cutting edge drum cadences and dynamic routines featuring a strong level of breakdancing and hip-hop based movement combine to form an electrifying fan favorite! In the short period of time since its inception, the remarkably high level of performances and choreography has garnered DCRB national attention and prestige. Inside Dance Magazine and notable industry insiders say that DCRB is changing the face of sports entertainment! The group has been showcased at international competitions and has been requested to appear at both charity and corporate appearances in the DFW metroplex, Texas, New Mexico, Las Vegas, Nevada and Panama City, Panama, and has garnered national acclaim with their "Back to Football" halftimes featuring the Kinjaz & Super Cr3w from NBC's hit television show, "World of Dance."



Jenny Durbin Smith
Director/Choreographer

In 2017 the Dallas Cowboys Rookie Squad, a dynamic and energetic kid crew under the DCRB umbrella, was introduced to fans at AT&T Stadium. The first and only crew of its kind in the NFL, this group of exceptionally talented dancers are between the ages of 7-16 years old. The Rookie Squad fosters an opportunity for these extraordinary performers to gain valuable dance and performance training to grow as professional performers.

Jenny Durbin Smith leads DCRB and the Rookie Squad with her expertise and award-winning choreography as director and head choreographer for the team. Durbin Smith has been choreographing for 20 years for teams such as the NFL Pro Bowl Cheerleaders, Dallas Cowboys Cheerleaders, Dallas Mavericks Dancers, Dallas Desperados Dancers, The Officials, NFL & NBA Pro Cheerleader Conventions and numerous NBA, college, high school and studio competition teams. She has also lent her skills to several national television commercials, television shows, touring stage shows and promotions such as Oprah's Vision Tour in Dallas, 'America's Got Talent', Mary Kay, Hasbro, MTV's 'TRL', 'Queen of the South' and Monday Night Football. Durbin Smith uses her extensive dance experience and authentic coaching style to fashion a one-of-a-kind entertainment concept within the professional sports arena.

The DCRB and Rookie Squad uniforms were created by Jenny Durbin Smith in partnership with Rebel Athletic, a proud partner of the Dallas Cowboys Rhythm and Blue Dancers. The uniform bears the standard of a contemporary, stylish and hip Cowboys image while keeping the tradition and excellence of America's Team.

The Dallas Cowboys are known globally as pioneers of game-day entertainment. "We want to revolutionize sports entertainment by thinking 'outside of the box' and bringing content that is innovative, dynamic and unique to the world of professional sports entertainment, while also complimenting our existing game-day elements," Durbin Smith says of DCRB. The result is your highly acclaimed Rhythm and Blue!



STAFF

PLAYERS

2024 SEASON

RECORDS

PLAYOFF RECORDS

HISTORY

RHYTHM AND BLUE

COMMUNITY



★ **CHARLOTTE JONES** ★

GENE AND JERRY JONES FAMILY FOUNDATION



GENE AND JERRY JONES FAMILY FOUNDATION

THE MISSION. In the area of community service, Gene and Jerry Jones Family Foundation's mission is built upon an overall philosophy of helping those who don't have the strength or the resources to help themselves, with a primary focus on our partnership with The Salvation Army as well as to honor our nation's service members and veterans through our support of the National Medal of Honor Museum Foundation and its mission to inspire a future generation of character driven leaders.

For the past 36 years, Jerry Jones and his family have owned and operated the Dallas Cowboys with a management style that places just as much emphasis on community leadership as it does on the goal of winning the Super Bowl. With the Cowboys organization having enjoyed immense and unprecedented success, the Jones Family feels a very strong responsibility to take the visibility, energy and celebrity of the world's most prominent sports franchise and channel those dynamic forces towards the bigger purpose of making a difference. Recognized as one of the world's most generous families, the Joneses enlist the talents, skills and resources of Cowboys players, coaches, cheerleaders and every member of the organization to provide a unique and cutting-edge approach to community outreach.

In addition to The Salvation Army and Salute to Service in partnership with the National Medal of Honor Museum Foundation, the Gene and Jerry Jones Family Foundation is committed to using the visibility of the Star to make a difference through the pillars of: Youth Football Development, Youth Health and Wellness, Inspire Change, Hispanic Outreach and Women's Causes.

"Any personal contact with an individual member of our organization can provide help for hundreds of people in need," says Jones. "The Star on the helmet can move mountains."



Charlotte Jones
President

Gene and Jerry Jones Family Foundation
Gene and Jerry Jones Family Arlington Youth Foundation



Emily Cruz Robbins
Executive Director

Gene and Jerry Jones Family Foundation
Gene and Jerry Jones Family Arlington Youth Foundation

GENE AND JERRY JONES FAMILY ARLINGTON YOUTH FOUNDATION



THE MISSION. Gene and Jerry Jones Family Arlington Youth Foundation's mission is to enhance the quality of life for youth in the City of Arlington by funding programs and facilities dedicated to football and athletics, health and wellness, education and the arts through matching grants.

As part of their commitment to the City of Arlington, Texas - home of AT&T Stadium - the Jones Family has pledged to donate \$16.5 million to organizations supporting Arlington youth over 33 years through the Gene and Jerry Jones Family Arlington Youth Foundation. The Foundation Board of Directors includes Jerry Jones, Gene Jones, Charlotte Jones, Arlington Mayor Jim Ross and Arlington City Manager Trey Yelverton.

AISD Back to School Kickoff

Since its inception in 2015, the Gene and Jerry Jones Family Arlington Youth Foundation has supported the Arlington ISD Back to School Kickoff as the presenting sponsor through annual grants and in-kind donations. Held at AT&T Stadium, the annual event provides backpacks, supplies and other support to 10,000 Arlington children in need. Pre-registered students receive a complimentary backpack filled with school supplies appropriate to their grade level, free immunizations, vision and dental services as well as haircuts from cosmetology students from the Arlington ISD Dan Dipert Career + Technical Center. The event also includes a robust resource fair where students and their families receive information about low-cost resources for childcare, tutoring and counseling.

Dallas Cowboys Arlington ISD Art Program

The Dallas Cowboys / Arlington ISD Fifth Grade Art Program presented by Whataburger at AT&T Stadium provides students an opportunity to tour the extensive Dallas Cowboys Art Collection throughout the year at no cost, courtesy of the Jones Family and Whataburger. After their tour, each student creates a personal piece of art inspired by the collection, fostering an appreciation for the arts, and encouraging continued art education. In December the program hosts a special recognition event at AT&T Stadium for the graduating seniors who completed the program as undergraduates. The event includes a curated display of the seniors' artwork for all fans to view at AT&T Stadium. Mrs. Gene Jones, Arlington ISD Superintendent Dr. Matt Smith and Whataburger CEO Debbie Stroud hosted the 2025 senior class on field for a special pregame moment of recognition at the Dallas Cowboys Monday Night Football match-up against the Cincinnati Bengals, with Mrs. Jones gifting each student a commemorative coin to acknowledge their journey through the AISD Art Program. Since the program's inception, more than 44,000 Arlington ISD students have participated in the program. With support from Whataburger, the program offers additional amplification of the student art displays at AT&T Stadium, recognition of the senior class, a robust scholarship effort and teacher recognition initiative. For the 2024-25 school year, the program presented by Whataburger provided three scholarships - \$7,500, \$5,000 and \$2,500 - to graduating seniors.

National Medal of Honor Museum Foundation

The National Medal of Honor Museum Foundation is on a Mission to Inspire America by promoting Medal of Honor values of courage and sacrifice, commitment and integrity, citizenship and patriotism. The Foundation brings the stories of Medal of Honor recipients - our country's highest recognition for valor in combat - to life in its newly opened home in Arlington, Texas. Housed at the Museum, the National Medal of Honor Griffin Institute will focus on character education for students, business professionals and scholars to empower and foster an understanding of the essential elements of character-driven leadership, honor and love of country. Gene and Jerry Jones Family Arlington Youth Foundation and the Dallas Cowboys are proud supporters of the National Medal of Honor Museum Foundation and its mission to inspire a future generation of character driven leaders and specifically their impact within the Arlington community.



Community Outreach and the Dallas Cowboys

THE SALVATION ARMY



The Dallas Cowboys and the Jones Family have a longstanding passion for, and commitment to The Salvation Army. From 2010 to 2014, Chief Brand Officer and Co-Owner Charlotte Jones served as chair of The Salvation Army's National Advisory Board - the first woman to ever hold that distinguished title. Gene and Jerry Jones have both served on The Salvation Army's National Advisory Board, as well as the local DFW Metroplex Command's Advisory Board. For a full history of the Jones Family's partnership with The Salvation Army, visit DallasCowboys.com/community.

Red Kettle Campaign

For the past 28 years, the Jones Family has dedicated the Cowboys annual Thanksgiving Day halftime performance as a national showcase to kick off The Salvation Army's iconic Red Kettle Campaign. Under the direction of Charlotte Jones, the Cowboys have produced the annual halftime event and welcomed renowned entertainers from across the musical spectrum. Performers have included Randy Travis, Carrie Underwood, The Jonas Brothers, Kenny Chesney, Selena Gomez, Meghan Trainor, Dolly Parton, and most recently Lainey Wilson. Since 1997, The Salvation Army has served more than 800 million people through programs that address homelessness, food insecurity, drug and alcohol abuse, human trafficking and more. In that same period, and with the help of the Dallas Cowboys, the Red Kettle Campaign has raised more than \$3.67 billion to aid the work.



Early Thanksgiving with the Cowboys

Traditionally, the week before Thanksgiving, Gene Jones and Charlotte Jones lead players, cheerleaders, mascot Rowdy and players' and coaches' wives and significant others in serving an early Thanksgiving meal to hundreds of clients receiving assistance from The Salvation Army. With help from partners Albertsons and UnitedHealthcare, the effort has served more than 15,000 meals in its history. Veteran players and wives serve clients of the Army's Carr P. Collins Social Service Center in Dallas, while rookie players and cheerleaders visit the Army's Mabey Social Services Center in Fort Worth.



The Salvation Army Angel Tree Program

Every year the entire Dallas Cowboys organization, its partners and associates support The Salvation Army's Angel Tree program. Players, coaches, executives and staff join corporate partners and leaseholders at The Star in purchasing toys and necessities for hundreds of "Angels" in need. The program, which makes Christmas brighter for nearly 60,000 children and special needs senior citizens in the DFW Metroplex alone, is truly a team effort for the Cowboys.



50/50 Raffle

The Dallas Cowboys launched their 50/50 Raffle program at AT&T Stadium in 2016 in part to raise additional funds to impact programming at The Salvation Army. Raffle tickets are sold to fans during each home game, with a drawing to determine which lucky fan will split the game's jackpot with The Salvation Army. Since its inception, the effort has grossed more than \$7.5 million dollars, with The Salvation Army receiving approximately half of that amount to support a variety of initiatives from youth outreach to veteran's assistance and domestic violence shelter programs. In 2023 the Cowboys began dedicating the jackpot raised during the team's annual Salute to Service military appreciation game to the National Medal of Honor Museum Foundation. All other 50/50 Raffle home games benefit The Salvation Army.



Gene and Jerry Jones Family North Texas Youth Education Town

Thanks to a \$1 million matching grant from Gene and Jerry Jones Family Arlington Youth Foundation in concurrence with a donation from the NFL, the Gene and Jerry Jones Family North Texas Youth Education Town (the "YET") officially opened its doors at The Salvation Army Arlington Corps in October 2013. The YET is the legacy project of Super Bowl XLV, providing educational, athletic and arts programs to hundreds of Arlington youth and their families, as well as countless other services. The Jones Family was joined by several distinguished guests in celebrating the center's grand opening, including NFL Commissioner Roger Goodell, National Commander of The Salvation Army Commissioner David Jeffrey and Cowboys Pro Football Hall of Fame running back and chair of the YET Advisory Board Emmitt Smith. The Dallas Cowboys engage with YET programming year-round, providing unique opportunities to the youth enrolled in the center's daily activities.



Disaster Relief

When disaster strikes, The Salvation Army is often first on the scene to offer food, shelter, clothing, spiritual comfort and more. The Cowboys are proud to assist The Salvation Army in relief efforts in the DFW Metroplex and beyond. Most recently, the Dallas Cowboys worked with The Salvation Army to make donations and provide support to those impacted by the tragic wildfires that struck the Los Angeles and Southern California area in 2024.

NATIONAL MEDAL OF HONOR MUSEUM AND SALUTE TO SERVICE OUTREACH

The Dallas Cowboys and NFL take great pride in honoring our nation's military and veterans during Salute to Service campaigns and at other times throughout the year, across multiple locations - at home in North Texas, at training camp in California, around the world in partnership with the USO, as well as partnering with the National Medal of Honor Museum to honor Medal of Honor recipients and the values of courage and sacrifice, commitment and integrity, and citizenship and patriotism.

National Medal of Honor Museum

In 2019 the National Medal of Honor Museum Foundation (NMOHMF) announced Arlington, Texas, as the site for the museum, which illustrates the historical thread of sacrifice, patriotism and courage that runs through all U.S. military service members, past and present. The National Medal of Honor Griffin Institute, housed at the Museum, focuses on character education for students, business professionals and scholars to empower and foster an understanding of the essential elements of character-driven leadership, honor and love of country. Charlotte Jones, Chief Brand Officer and Co-Owner of the Cowboys, serves as Chairman of the Board for the Museum. In 2020 the Jones Family announced a historic \$20 million donation to the National Medal of Honor Museum, and on March 25, 2025 - National Medal of Honor Day - the National Medal of Honor Museum officially opened its doors during a weekend-long ribbon cutting extravaganza that included former Presidents, Medal of Honor recipients, dignitaries and more.



Salute to Service Week

Salute to Service Week is an annual tradition of the Dallas Cowboys, with a variety of military and veteran related community outreach efforts centered in the week leading up to Veterans Day. With focus on the relationship with the National Medal of Honor Museum, the week's events impact several military demographics - veterans, active-duty soldiers, military spouses, children and more. The 2024 Salute to Service Week events included a NFL Character Playbook Live event with National Medal of Honor Museum Foundation CEO Chris Cassidy, Cowboys tight end Jake Ferguson and other special guests at AT&T Stadium, including 1,000 Arlington ISD students; National Medal of Honor Museum Hard Hat Tour with the Dallas Cowboys Cheerleaders and Medal of Honor recipient General Patrick Brady; Veteran's Day Lunch at the museum construction site attended by Cowboys players and veterans who helped build the museum; an Operation Shower baby shower for 25 military moms-to-be in partnership with PepsiCo and Nuna Baby; and much more. Salute to Service Week culminated with the Dallas Cowboys nationally televised match-up against the Philadelphia Eagles on Nov. 10.



Salute to Service Game

The Cowboys, alongside the NFL, activate an annual Salute to Service campaign honoring members of all six branches of the military both past and present each fall with an emphasis on the National Medal of Honor Museum. Last season, the Dallas Cowboys culminated the celebration on Nov. 10 at AT&T Stadium against the Philadelphia Eagles by incorporating many special moments throughout pre-game, in-game and halftime. Former President George W. Bush and First Lady Laura Bush took part in the coin toss alongside Cowboys Hunter Luepke, Malik Hooker and KaVontae Turpin. Founding Donors who contributed to the National Medal of Honor Museum project had the opportunity to join the Cowboys official trumpet player Freddie Jones on field for the playing of the National Anthem while Medal of Honor Recipients stood shoulder-to-shoulder with the Cowboys. During halftime the Dallas Cowboys recognized current members of all branches of the armed services and Medal of Honor recipients alongside recording artist Kristen Cruz. The Dallas Cowboys 50/50 Raffle benefited the National Medal of Honor Museum that day, with raffle staff and volunteers trading in their traditional red uniforms for National Medal of Honor Museum gold. One lucky fan was able to split the day's \$143,000 jackpot with the National Medal of Honor Museum.



Military Days at Training Camp

During summer training camp in Oxnard, California, and at The Star in Frisco, the Cowboys provide military families of nearby military installations - notably the Naval Base Ventura County at Point Mugu, Fort Hood in Killeen, TX and the Naval Air Station Joint Reserve Base in Fort Worth - with special opportunities to interact with the team before and after training camp practices. Additionally, the Cowboys support the local chapters of Merging Vets & Players (MVP) in DFW and Oxnard throughout the year. In 2024 Mike McCarthy was recognized with the Catalyst Award at the National MVP Awards Gala for his support of MVP and his outstanding commitment to fostering unity and strengthening community bonds.



Dallas Cowboys Cheerleaders USO Tours

The world-famous Dallas Cowboys Cheerleaders organization - America's Sweethearts - is completely subsidized by the club for the primary purpose of spreading goodwill on a local, national and international platform. Aside from their obvious game day presence and numerous local community appearances, the Dallas Cowboys Cheerleaders have participated in USO visits to troops in more than 200 locations since their first tour on Christmas Day 1979. In 2025 the Dallas Cowboys Cheerleaders participated in their 86th tour by hosting dance performances, a youth cheer clinic, and meet and greets with service members and families in Germany.



YOUTH FOOTBALL DEVELOPMENT

The values learned through team sport carry over to everyday life and provide important skills and tools for success. From football camps to in-school character programming to health and safety clinics, the Dallas Cowboys are working year-round to grow the love and excitement of playing football in all youth.

The Dallas Cowboys FLAG-In-Schools Curriculum

As part of the NFL effort to grow the game of flag football across the country, the Dallas Cowboys are working with NFL FLAG and GenYOUth to provide elementary schools across North Texas the opportunity to add flag football to physical education classes through the NFL FLAG-In-Schools program. The NFL FLAG-In-Schools program has helped more than 16 million students get active since 2014. In an effort to canvas local school districts with initiative, the Dallas Cowboys worked with Fort Worth ISD to provide NFL FLAG-In-School kits to all elementary schools in the district during the 2024-25 school year. The club also hosted a teacher training in the Spring to demonstrate the various curriculum elements available for the educators to implement. Fort Worth joins Dallas ISD in North Texas school districts who have 100% access to the program at the elementary school level.



High School Girls Flag Football

In 2022 the Dallas Cowboys partnered with the NFL, NFL FLAG, the NFL Foundation and Nike to support the varsity girls flag football league in Fort Worth ISD (FWISD). The FWISD girls flag football league was one of the first scholastically organized female flag efforts for a public school system in the State of Texas. Since that time, the Dallas Cowboys High School Girls Flag Football League has grown 500% and now includes more than 80 Texas high schools and more than 2,000 student-athletes. The long-term goal of the effort is to have the sport adopted statewide as a recognized Title IX activity by the Texas UIL. The team kicked off the 2024-25 league with camps, clinics and scrimmage days sponsored by Nike, Bridgestone and Oakley. To officially launch the spring league this year, Cowboys quarterback Dak Prescott joined team Chief Brand Officer/Co-Owner Charlotte Jones and NFL VP of Flag Football Stephanie Kwok for a kickoff press conference at AT&T Stadium during the league's Jersey Reveal and Media Day – a special moment where the student-athletes were able to see their uniforms for the very first time modeled by their teammates before suiting up to get headshots, media photos and interviews. Games were played across North Texas on school campuses, at district facilities and at The Star in Frisco, with the North Texas League Championship being played inside Ford Center in front of team's friends and families. Martin High School from Arlington ISD took home the first ever Dallas Cowboys High School Girls Flag Football North Texas Regional Championship with a win over DeSoto High School. The Dallas Cowboys also worked with Austin ISD and with El Paso's Region 19 Girls Flag Football Pilot Program to bring the sport to a broader audience outside of North Texas.



Community Camps & Field Days

The Dallas Cowboys work with non-profits and local school districts to host free community camps for those youth who might otherwise have barriers to attendance or may need special adaptations to their camp experience. In partnership with Nike, the Dallas Cowboys hosted a flag football camp for Native American youth served by the Band of Mission Indians in Southern California during the team's 2024 training camp. Hosted at California Baptist University in San Bernardino, California, the camp provided approximately 200 youth of indigenous background the opportunity to access a high-quality camp experience at no cost to them or their families. Additionally, the Cowboys partnered with Oakley and the City of Oxnard to host a free youth football camp for 400 children on-site at the team's training camp practice facility in Ventura County. Students received free t-shirts, snacks courtesy of Dairy MAX and the chance to walk away with complimentary Oakley eyewear for a job well done. The Dallas Cowboys use Community Field Days as an opportunity to demonstrate how adaptable the game of football can be, by partnering with Special Olympics and the Texas Lottery for an inclusive Field Day at Ford Center in Frisco and the Boys & Girls Club of Collin County with help from Smoothie King. Both camps allow students of all socio-economic means and physical / mental challenges the chance to enjoy the game in a safe and fun environment.



NFL Athletic Trainer Program

Through a matching grant opportunity with the NFL Foundation, the Cowboys partner with Arlington ISD to provide certified Athletic Trainers for fall football, spring wrestling, spring soccer and other special athletic events involving Arlington junior high school athletes. Over the course of the 2024-25 school year, certified athletic trainers visited games, schools and practice sites, detecting and monitoring the treatment of injuries.

High School Coaching Diversity

The Dallas Cowboys hosted the fourth annual High School Diversity Coaching Summit at The Star in Frisco during the team's off-season optional training activities. Presented by Nike, the event offered 20 North Texas high school assistant football coaches an opportunity to discuss professional and personal development topics with Dallas Cowboys coaches and team personnel. The program aims to provide high school assistant coaches with an opportunity to observe, discuss and gain knowledge of coaching at the highest level with the goal of potentially increasing the number of diverse head coaching candidates available to lead high school football programs in North Texas. The attending coaches participated in discussions on resumes and networking, setting up a staff, talent evaluation, moving up through the ranks and shared challenges and best practices for leadership both on and off the field.



Gatorade Speed & Agility Series

In partnership with Gatorade, the Dallas Cowboys developed a series of clinics available to both boys and girls of all sports that utilizes the movement and drills of football to help athletes increase speed, endurance and flexibility. In 2024 the team offered a one-day program model for high schools looking to host their feeder middle school student-athletes to a workout on the upper campus to create connection and camaraderie between the rising students and their future coaches. More than 300 middle school students who will matriculate to Carrollton-Farmers Branch ISD's R.L. Turner High School worked with Cowboys Youth Football Coaches and the school's athletic staff to go through a variety of stations during the event. The camp series was also offered at Princeton High School in 2024, with an eye to expand to other campuses across North Texas in the Fall of 2025.



Youth Coaches Clinic

The Dallas Cowboys coaching staff has made a tradition of hosting a one-day teaching clinic for youth, middle and high school football coaches from across the region every summer. Close to the heart of Cowboys Owner, President and General Manager Jerry Jones, the event allows participants to attend for free and features presentations from Cowboys position coaches and coordinators, as well as remarks from the Dallas Cowboys Head Coach and Mr. Jones himself. Participants receive complimentary team merchandise, lunch, information on USA Football, NFL FLAG and NCAA Eligibility, as well as tickets to a Dallas Cowboys preseason home game. The clinic also recognizes National CPR and AED Awareness Week (June 1-7) and the NFL's Smart Heart Sports Coalition with a Hands-Only CPR demonstration.



Dallas Cowboys Football & Dance Academy

The Dallas Cowboys Youth Football and Dallas Cowboys Cheerleaders (DCC) Dance Camps provide children unique opportunities throughout the summer and school year to learn from former NFL players and current DCC. With specialty position camps as well as three-day summer camps, athletes in grades 2-12 sharpen their skills and gain experience at all levels. Dancers ages three-16 can learn dance skills and routines while experiencing what it is like to perform as part of the world-famous squad during a halftime performance at a Dallas Cowboys preseason game.



Local Grassroots Efforts

In partnership with the NFL Foundation, the Dallas Cowboys work with the Local Initiative Support Corporation (LISC) to identify and fund, through matching grants, field refurbishments and athletic facility enhancements in the North Texas area. Projects funded through the LISC effort include builds associated with The Salvation Army, Boys & Girls Clubs of Greater Dallas, Mercy Street, Beyond Every Door, St. Philips School and Community Center, Thomas Jefferson High School and others.

Coach of the Week & NFL Don Shula Coach of the Year

Over the last two decades, the Cowboys have provided nearly 375 grants totaling more than \$625,000 to local high school football programs through the Dallas Cowboys Coach of the Week initiative. The team currently partners with Whataburger to honor one high school coach weekly during the football season. In 2024 10 coaches received a \$2,000 grant for their respective football programs. The Dallas Cowboys named North Crowley High School Head Football Coach Ray Gates as the team's nominee for the 2024-2025 NFL Don Shula Coach of the Year Award. In 2024, Gates led the Panthers to a 16-0 record, a 6A Division 1 State Championship and saw North Crowley ranked third in the nation amongst all high school teams.



YOUTH HEALTH & WELLNESS

Since 2007, the Dallas Cowboys have partnered with the NFL to promote PLAY 60 - a national youth health and wellness campaign focused on ending childhood obesity by encouraging kids to eat nutritiously and be active at least 60 minutes every day.

Official Nutrition Partner of the Dallas Cowboys

The Dallas Cowboys, in collaboration with our Official Nutrition Partner Dairy MAX, conduct youth health and wellness programs in and out of schools across the Dallas-Fort Worth Metroplex. This distinctive partnership enables the Cowboys to highlight the link between good health and performance for young people, both academically and in daily life, through initiatives such as the NFL FLAG-In-School program, nutrition mini camps and more. These educational resources are designed for youth and educators to enhance access to proper nutrition and whole-child wellness throughout North Texas. In 2024 Dairy MAX and the Dallas Cowboys partnered with Volleman's Dairy to host the second annual MOOvement Camp at Volleman's Dairy Farm. Students of The Salvation Army's Gene and Jerry Jones Family Youth Education Town (YET) toured Volleman's Family Farm and then bussed over to Volleman's Processing Plant to participate in a football skills and drills minicamp on farm grounds.



Character Playbook

In the fall of 2016, the Dallas Cowboys along with the NFL launched Character Playbook - an online course focused on helping students develop character and engage in healthy relationships. Powered by EverFi, the interactive program serves thousands of middle school students each year and is implemented in schools throughout the North Texas region. Since its inception, the team has digitally engaged with students across North Texas, as well as in-person through the Character Playbook LIVE effort - special online video chat sessions that allow Cowboys players and associates to enter multiple classrooms at once to discuss the importance of character and healthy exchanges. In 2024 the program included hybrid events at The Star in Frisco, local schools and AT&T Stadium reaching over 8,000 local and national students.



Play 60 Week

The Dallas Cowboys celebrate the NFL PLAY 60 movement during the season through a week-long schedule of events aimed at getting kids up and active for at least 60-minutes a day. PLAY 60 Week traditionally includes Cowboys rookies, alumni, cheerleaders, Rhythm & Blue, and mascot Rowdy hosting a variety of youth outreach events that encourage youth health and wellness, as well as celebrate Hispanic Heritage Month. For PLAY 60 Week in 2024, the Dallas Cowboys launched the club's 2024 grant cycle of the Texas Lottery Funds for Fitness program, hosted a Character Playbook LIVE event with EverFi, took to the field for an adaptive and inclusive flag football camp with the Special Olympics and Texas Lottery, held a NFL FLAG-In-Schools Futbol Americano Camp in Dallas ISD and took students from The Salvation Army YET Center through a variety of Hispanic Heritage Month Fit Fest stations to encourage healthy eating and activity.



Dallas Cowboys PLAY 60 Fitness Zones

Dallas Cowboys PLAY 60 Fitness Zones are fun, Cowboys-branded activity spaces designed to get kids up and moving. The Fitness Zones are intended to give youth new and safe spaces to play that they may not otherwise have access to. To date, Cowboys Fitness Zones have been installed at Mi Escuelita Preschool in Dallas, Gabe Allen Elementary School, Boys & Girls Club of Arlington, Gene and Jerry Jones Family North Texas Youth Education Town in Arlington, the Grand Prairie Boys & Girls Club, The Salvation Army Mabee Center in Fort Worth, the Boys & Girls Club at Uplift Education Williams Prep in Dallas, Nexus Recovery Center in Dallas, The Salvation Army Plano Corps, the Boys & Girls Club of Frisco, The Salvation Army Boys & Girls Club Garland and Mission Arlington. Most recently, the team partnered with Lucas Oil to provide the Boys & Girls Club of Arlington's Main Branch near AT&T Stadium with a new playground and an outdoor pavilion space to encourage the students to get outside more often.



Holiday Hospital Visits

The entire Dallas Cowboys team has conducted annual Christmas visits to local children's hospitals since the Jones family's first season as team owners in 1989. Cowboys players and cheerleaders annually deliver "game socks" loaded with Cowboys goodies and toys courtesy of the team and the UnitedHealthcare Children's Foundation to nearly 800 children seeking treatment from four local children's hospitals over the holiday season.



Make-A-Wish

The Cowboys have partnered with the Make-A-Wish Foundation of North Texas since 1992 to grant nearly 400 wishes of youth from over 41 states, Canada and Mexico. These "Wish Kids" - youth suffering from a variety of life-threatening illnesses - are invited to tour the team's training facility, watch practice and meet their favorite players before coming to AT&T Stadium with their families to be the Cowboys VIP guest during a home game. The Cowboys were honored to accept the Chris Greicius Celebrity Award at Make-A-Wish's Evening of Excellence in October 2016. In 2024 the Dallas Cowboys partnered with Lucas Oil to elevate the "Wish Kids" experience by providing special gift bags, t-shirts for game day and more for the Wish child and their entire family.



Children's Cancer Fund Luncheon and Fashion Show Annual Supporters

As a longstanding tradition, the Cowboys were proud to participate in the annual Children's Cancer Fund Fashion Show event. Cowboys Legend Troy Aikman and quarterback Dak Prescott serve as the event's honorary chairs. In 2021 Roger Staubach officially passed on his honor as voluntary Children's Cancer Fund Gala Honorary Chair to Prescott. Cowboys Legends and Dallas Cowboys players are traditionally joined by Dallas Cowboys Cheerleaders and team mascot, Rowdy, who serve as celebrity escorts for the pediatric cancer patients and survivors on the runway. The event annually raises over \$2 million for children's cancer research at Children's Medical Center Dallas, while creating a positive experience for dozens of children undergoing cancer treatment.



Happy Hill Farm Academy and Home

The Cowboys have a long-standing partnership with Happy Hill Farm Academy and Home - a residential school for at-risk youth in Granbury, Texas. The Farm is the home of the Dallas Cowboys Courage House supported by the NFL's Ed Block Courage Award program. During the 2024 preseason, members of Happy Hill Farm Academy presented the Ed Block Courage Award to the Cowboys 2024 team winner, linebacker DeMarvion Overshown.



INSPIRE CHANGE

The Dallas Cowboys are committed to conversations and actions that move us towards a more equal and just tomorrow. Through partnerships with The Salvation Army, Café Momentum, Unlocking Doors, local police departments, DFW judiciary leaders and more, the Cowboys are engaging in the four priority areas of the NFL's Inspire Change initiative: education, economic advancement, police and community relations, and criminal justice reform. Inspire Change showcases how NFL players, clubs and the league are joining together to ensure that access to opportunity is a reality for all.

Inspire Change Changemaker Award and Social Justice Community Grants

The Dallas Cowboys awarded the 2024 Inspire Change Changemaker Award to Christina Melton Crain, the Founder and CEO of Unlocking Doors. Crain was recognized on field at AT&T Stadium prior to the Dallas Cowboys match up against the Washington Commanders on January 5, 2025. As part of the award, Crain received a \$10,000 grant for Unlocking Doors and was surprised with tickets to Super Bowl LIX by Cowboys Chief Brand Officer and Co-Owner Charlotte Jones. The Changemaker Award recognizes individuals in each NFL team market making a difference in their community across Inspire Change's four focus areas. Under Crain's leadership, Unlocking Doors works to provide support for individuals transitioning out of incarceration and addresses issues like homelessness and addiction. In celebration of Inspire Change the Gene and Jerry Jones Family Foundation also awarded a Social Justice Community Grant to The Gatehouse in Grapevine during the same pregame Inspire Change celebration.



Inspire Change Prison Fellowship Camp

Each summer, the Dallas Cowboys support Prison Fellowship Ministries - the nation's largest non-profit serving prisoners, former prisoners, and their families - in hosting a free Flag football camp for more than 150 children at The Star in Frisco. The youth, whose parents are currently incarcerated, have been sourced by Prison Fellowship from a variety of North Texas non-profit organizations to attend the camp at no cost to themselves or their families. Participants learn flag football skills and drills from Cowboys youth football camp coaches - all former NFL players, as well as receive free Nike footwear, a swag bag and lunch. Support of the camp is part of the Dallas Cowboys Inspire Change outreach aiming to drive further progress around social justice reform.



Monthly Employee Mentorship Visits

Once a month, Dallas Cowboys employees and Legends are invited to visit The Salvation Army Gene and Jerry Jones Family Youth Education Town (YET) to play games, help with homework, share stories and more with the main goal to be a positive influence in the lives of the at-risk youth.

WOMEN'S CAUSES

The Dallas Cowboys champion women and families facing crisis, whether that be illness like breast cancer or tragedies such as domestic violence or sexual assault. The club empowers female employees and fans to make a difference in the lives of other women through a variety of outreach campaigns that specifically support the team's increasing female fanbase.

Breast Cancer Awareness

The Cowboys partner with Susan G. Komen® to support Breast Cancer Awareness Month in October. The Cowboys feature breast cancer as one of several cancerous diseases during an October home game every year. The special Crucial Catch halftime performance features breast cancer survivors and co-survivors taking the field to form the nationally recognized pink ribbon, surrounded by ribbons supporting other cancer awareness causes.



Star Survivors

In partnership with Susan G. Komen®, the Dallas Cowboys host five breast cancer survivors (and Cowboys fans) at The Star who have gone above and beyond to give back to others throughout their own cancer fight. Together, the survivors are given a chance to relax and indulge in a one-of-a-kind Cowboys experience being pampered with surprises along the way. In 2024 the group of 10 Star Survivors were hosted by Tom Thumb in a suite at the Crucial Catch game after a special pregame field presentation to celebrate the 10th year of the program.



Race for the Cure

A key component to the Cowboys partnership with Susan G. Komen is participation in Race for the Cure. Every year the Jones Family Foundation supports the cause by underwriting the registration costs of all full-time Cowboys employees to participate with Team Cowboys in the race. Since 2013, Team Cowboys has opened its roster for all fans and supporters to join the awareness movement.

Domestic Violence and Sexual Assault Platform

The Cowboys have long supported organizations like The Salvation Army and The Family Place that provide immediate shelter, resources and counseling for women and children escaping domestic violence and other crises. The team also is a community partner of The Gatehouse in Grapevine - a supportive living community on 61-acres where women and children can seek longer-term shelter (up to two and a half years) and paths for permanent change.



Ladies First: Breaking Barriers

Celebrating Women's History Month, the Dallas Cowboys and the Character Playbook program powered by EverFi host a hybrid discussion focused on highlighting influential female figures who are paving the way as "the first" to break barriers to hold prominent roles in the sports industry. In 2025 the fifth Annual Ladies First: Breaking Barriers event featured CBS Reporter, Briana Aldridge, U.S. Women's National Flag Football Team quarterback, Texas Wesleyan Head Women's Flag Football Coach Keenah Lambert, Dallas Cowboys Football Analyst Sarah Mallepalle in a conversation about their paths in sports, that opened with a video from Dallas Cowboys Chief Brand Officer and Co-Owner Charlotte Jones. Following the panel, the girls flag football team from Ranchview High School in Carrollton-Farmers Branch participated in a drills and skills clinic led by the Dallas Cowboys Youth Football coaches.



W.I.N. – Women Impact Now Campaign

The Dallas Cowboys W.I.N. effort has become a movement of women helping women to make a difference in our community. Formally recognized as a Dallas Cowboys employee resource group, W.I.N. actively works to provide special events, support and outreach for all female members of the club's staff. The Cowboys W.I.N. team has provided financial assistance to The Salvation Army domestic violence shelter, adopted an apartment at The Gatehouse in Grapevine, volunteered their time with Unsung Heroes to install a home school and tutoring space for young girls victimized by human trafficking, organized and hosted a baby shower for pregnant soldiers, supported breast cancer awareness through Susan G. Komen® and much more.



HISPANIC OUTREACH

The Cowboys long history of supporting Hispanic outreach initiatives starts at the very top of the organization. In November 2002 Jerry Jones' appreciation for Hispanic culture earned him the title of "Honorary Mariachi" at the Mariachi Vargas Extravaganza in San Antonio, Texas. The event's organizers selected Jones because of his love of Latin culture, his contributions to education and the diverse fan base he represents as owner of the Cowboys. In 2021 the Dallas Cowboys were awarded a license to expand their International Home Marketing Area (HMA) into Mexico, as the NFL aims to increase international awareness and excitement alongside selected clubs.

Hispanic Heritage Month

Since 2006, the Cowboys have dedicated one home game annually to celebrating Hispanic Heritage Month (Sept. 15 - Oct. 15) and the rich culture and contributions of their many loyal Hispanic fans. Hispanic Heritage Month games are enriched with elements of Hispanic culture, including presentations of Latin American flags and special plaza performances from Ballet Folklorico Festival dancers and musicians. At the 2024 Hispanic Heritage game on September 22, Charlotte Jones presented the 2024 Hispanic Business Salute Honorees with a \$30,000 grant delivered by UPS. This program, supported by Dallas Cowboys partners UPS & Telemundo, celebrates individuals and the impact they have made on their communities in North Texas. During this game, the Dallas Cowboys also recognized two local high school football players – one boys tackle player from Dallas ISD and one girls flag football player from Fort Worth ISD – as the team’s representatives in the NFL Latino Youth Honors program.



PLAY 60 Hispanic Youth Outreach

During Hispanic Heritage Month and throughout the year, the Cowboys focus several community outreach activities on predominantly Hispanic youth. In 2024 the club hosted a Dallas Cowboys Character Playbook Experience with EverFit at The Star in Frisco that included Cowboys Legend Tony Casillas, Dallas Cowboys Cheerleaders Kelly and Julissa and Dairy MAX Vice President of Health and Wellness Dr. Lana Fratzten to a discussion on Latino culture and influence. The team also hosted a NFL FLAG-In-Schools Football Americano Camp at W.H. Gaston Middle School in Dallas ISD for 100 students of predominately Hispanic background and scheduled a Hispanic Heritage Month PLAY 60 Fit Fest for youth at The Salvation Army Youth Education Town in Arlington that included mentors hosting youth football skills and drill stations, with nutrition education information and a fun pinata celebration.

FAN ENGAGEMENT & COMMUNITY OUTREACH

In addition to the pillars of community outreach for Gene and Jerry Jones Family Foundation - The Salvation Army, The National Medal of Honor Museum, youth football, youth health and wellness, Inspire Change, Hispanic outreach and women’s causes - the Dallas Cowboys support causes important to our fans and partners throughout the year by activating various events and club resources.

Dallas Cowboys Rookie Club Presented by Blockchain.com

The Dallas Cowboys Rookie Club is an annual outreach initiative designed to introduce the team’s newest members to the importance of giving back to the North Texas community. Traditionally, the Rookie Club participates in numerous community service projects and appearances, from school visits and youth football camps to assisting the clients of The Salvation Army.



American Cancer Society Gene and Jerry Jones Family Hope Lodge

The Dallas Cowboys are frequent visitors to the American Cancer Society Gene and Jerry Jones Family Hope Lodge located in Dallas. Throughout the year, Cowboys players, alumni, cheerleaders, executives and others visit cancer patients and their caregivers currently staying at the facility. Most recently, Dallas Cowboys Team Chef Andrew Trolinger from Legends Hospitality took first place in a Celebrity Chef event to create a high-fiber, cancer fighting menu against other well-known North Texas restaurants.



Taste! at The Star

Hosted annually by the Dallas Cowboys with attendance by Cowboys Legends and current roster members, Taste! at The Star tailgate party benefits the North Texas Food Bank. In 2024 the legendary tailgate party held at Ford Center at The Star celebrated its 20th anniversary of feeding hungry kids in our community with special guest performing artist John Michael Montgomery, silent and live auctions, and culinary creations from over 20 of the area’s hottest restaurant chefs. Since the fundraiser’s inception in 2005, the effort has raised more than \$4.8 million and provided approximately 17 million meals to hungry North Texas children through the Food Bank’s member agencies and feeding programs.



Taste of the Cowboys Challenge

The Taste of the Cowboys Challenge - a youth cooking competition presented by Dairy MAX and supported by Legends Hospitality, Gene and Jerry Jones Family Foundation and Albertsons Tom Thumb - challenges local high school culinary teams to an Iron Chef and Chopped-inspired competition to create a three-course "tailgate themed" meal using ingredients commonly donated to the North Texas Food Bank. The event highlights ways food bank clients can build delicious meals using common pantry items. The student teams earn grant money for their schools and Albertsons Tom Thumb gift cards to stock their school kitchens. More than \$100,000 has been given in grants to local high school culinary teams through the competition.



NFL Draft Day Fan Celebrations

The Dallas Cowboys celebrate their fans across the year, but specifically during the spring, by hosting three days of fan appreciation celebrations in association with the NFL Draft. The free events include concerts, appearances and autograph opportunities with current players, Legends, cheerleaders and mascot, in addition to sponsor activations, a 5K Fun Run/Walk and community volunteerism activities. In addition to the Draft Day event presented by Miller Lite, the Dallas Cowboys encouraged fans to celebrate the 2025 NFL Draft all weekend long by participating in a Dallas Cowboys Draft Day 5K.



Dallas Cowboys Women's Association

The Dallas Cowboys Women's Association - an organization of players, coaches and executive wives and significant others - works on behalf of the team to make a difference in the North Texas community. Traditionally, the Women's Association joins Gene Jones, Charlotte Jones and Cowboys players each year in serving an early Thanksgiving Day meal at The Salvation Army; volunteer at The Salvation Army Angel Tree Warehouse distributing Christmas gifts to at-risk families; hosts an annual hospital visit as part of their weekly Bible study; and participate in various fellowship activities throughout the season.



Dallas Cowboys Legends Community

The Cowboys celebrate the team's storied history by integrating the team's former players into their year-round community outreach and game day experience at AT&T Stadium. The Dallas Cowboys Legends community encompasses the great tradition that is the Dallas Cowboys into fan engagement, player mentorship, community programming and appearances. Cowboys Legends are an extension of the larger NFL Legends Community, a program of NFL Player Engagement, which works to raise awareness for the resources, tools and benefits available to all members, past and present, of the NFL family, creating a lifelong network and support system for all NFL players.



FOUNDATION OF SUPPORT

In addition to the outreach of Gene and Jerry Jones Family Foundation and Gene and Jerry Jones Family Arlington Youth Foundation, the Dallas Cowboys work closely with the NFL Foundation to make an impact on the North Texas community.

NFL Foundation

In December 2012 NFL Commissioner Roger Goodell appointed Cowboys Chief Brand Officer and Co-Owner Charlotte Jones as chair of the NFL Foundation - the first woman to ever lead the charitable foundation of a major sports league. In this position, Jones oversees what was formerly NFL Charities and the NFL Youth Football Fund and its awarding of more than \$23 million in grants annually to support youth and high school football programs, player health and safety efforts and community outreach initiatives. Visit NFLfoundation.org to learn more.

Cowboys Class Acts

Cowboys Class Acts honors DFW teachers that constantly encourage, lead and strive for excellence in the classroom.

Cowboys NFL Draft Day Fan Appreciation Party

Every spring, the Dallas Cowboys host a fan appreciation event which corresponds with NFL Draft Day. Players and cheerleaders attend to thank fans for their support by signing autographs, posing for photos and celebrating those new team members chosen through the draft process.

Children's Cancer Fund Fashion Show

Each spring, Dallas Cowboys players walk the runway in the annual Children's Cancer Fund Fashion Show chaired by Roger Staubach and Troy Aikman. The players serve as celebrity escorts for youth-models who have been stricken with cancer.

Dallas Cowboys Rookie Club

A program designed to introduce rookie team members to the importance of community service. Entering its 22nd season, rookie players have participated in monthly charity visits over the last 20 years to various non-profit organizations serving children and adults.

Holiday Hospital Visits

Under the enthusiastic guidance of Gene Jones, who serves as a member of the board of trustees for Children's Medical Center Dallas, the entire Cowboys team has conducted annual Christmas visits to local children's hospitals in each of the past 30 years. The holiday visitation program, which involves not only every player, but also the Dallas Cowboys Cheerleaders, extends to four different hospitals throughout Dallas and Fort Worth.

Make-A-Wish

The Cowboys partner with Make-A-Wish to host children with life-threatening illnesses and their families each week of the season. The children are invited to tour The Star, watch practice and meet their favorite Cowboys players before coming to AT&T Stadium to be the team's special pregame sideline guest at a home game.

My Cause My Cleats

My Cause My Cleats is an annual, league-wide campaign that encourages players to pick a cause that is important to them and represent their chosen organization on custom designed cleats during a designated week of the regular NFL season.

NFL Draft-A-Thon

A three-day virtual "Draft-A-Thon" fundraiser which pays tribute to healthcare workers and first responders - including raising funds for the work being done to combat the impact of COVID-19.

PLAY 60

The national youth health and wellness campaign of the NFL and its 32 clubs. PLAY 60 encourages kids to eat nutritiously and get 60 minutes of physical activity in each day. A variety of programming and events fall under the PLAY 60 platform, including Fuel Up to Play 60, the PLAY 60 Challenge, NFL PLAY 60 FITNESSGRAM with The Cooper Institute and the annual Hometown Huddle PLAY 60 event.

Prison Fellowship Camp

The Dallas Cowboys, led by Special Teams Coordinator John Fassel, partner with Prison Fellowship Ministries - the nation's largest non-profit serving prisoners, former prisoners, and their families - in hosting a free football camp for children at The Star in Frisco. Fassel is accompanied by members of the Dallas Cowboys roster and coaches, who join the action on field providing direction during drills and share advice and encouragement.

Salute to Service

Salute to Service is a year-round effort across the NFL to Honor, Empower, and Connect our nation's service members, veterans and their families. Annually, the Cowboys honor military veterans and active duty members throughout Salute to Service week in a variety of ways as part of the Salute to Service campaign.

Star Scholars Program

The Star Scholars program, powered by Reliant, recognizes six deserving DFW student-athletes for their leadership, determination and commitment to athletics, academics and the community with a \$10,000 scholarship to kickstart their college careers.

Taste! at The Star

Benefits the North Texas Food Bank, raises money to provide hundreds of thousands of meals to hungry children in North Texas, hosted by current and former players.

The Salvation Army Angel Tree

Cowboys players, coaches and front office staff annually participate in The Salvation Army Angel Tree program - an opportunity to adopt underprivileged children during the Christmas holiday to purchase gifts which they might not otherwise receive.

The Salvation Army Early Thanksgiving Meal

Due to the team's traditional Thanksgiving Day football game, the Dallas Cowboys annually serve an "early" Thanksgiving Day meal to underprivileged men, women and children at The Salvation Army Carr P. Collins Social Service Center. In 2012 the team added a second location to their outreach and also served clients at The Salvation Army's Mabee Social Service Center in Fort Worth.

SIDELINES

HISTORY

**PLAYOFF
RECORDS**

RECORDS

2024 SEASON

PLAYERS

STAFF

474

NOTES