



NEWS RELEASE

ONE COWBOYS WAY ★ FRISCO, TEXAS 75034 ★ P:972.497.4959 ★ WWW.DALLASCOWBOYS.COM

REGULAR SEASON GAME #4 - SUNDAY, SEPTEMBER 28, 2025
DALLAS COWBOYS VS. GREEN BAY PACKERS
AT&T STADIUM - ARLINGTON, TEXAS - 7:20 P.M. (CDT)



NBC SPORTS/NBC 5 DFW

PxP: Mike Tirico
Analyst: Cris Collinsworth
Sideline: Melissa Stark



KRLD-FM 105.3 THE FAN

PxP: Brad Sham
Analyst: Babe Laufenberg
Sideline: Kristi Scales



KMVK-FM 107.5

PxP: Victor Villalba
Analyst: Luis Perez
Analyst: Carlos Nava



COMPASS MEDIA

PxP: Ted Emrich
Analyst: Steve Beuerlein



Westwood One
WESTWOOD ONE RADIO

PxP: Ryan Radtke
Analyst: Mike Golic

★ COWBOYS PR ON TWITTER ★

The official Twitter account of the Dallas Cowboys Public Relations team (@DallasCowboysPR) will provide pertinent stats, information, transactions, game updates and more throughout the week and on gamedays. Follow us for the most up-to-date info related to the Cowboys organization.

QUICK FACTS:

DALLAS COWBOYS (1-2)

VS.

GREEN BAY PACKERS (2-1)

Regular Season Series Record:

Green Bay leads the series 17-13

Last Regular Season Meeting:

@ Green Bay 31, Dallas 28 (OT), Nov. 13, 2022

Last Regular Season Meeting in Dallas:

Green Bay 34, Dallas 24, Oct. 6, 2019

Last Cowboys Win:

Dallas 30, @ Green Bay 16, Oct. 16, 2016

Series Streak:

Green Bay has won the last five meetings, including postseason.

MEDIA RELATIONS CONTACTS

Tad Carper.....972-497-4953.....tcarper@dallascowboys.net
Scott Agulnek.....972-497-4956.....sagulnek@dallascowboys.net
David Abbruzese972-497-4355..dabbruzese@dallascowboys.net
Bronte Hermesmeier.972-497-4252..bhermesmeier@dallascowboys.net
Jordan Van Dootinh .972-497-4259...jvandootinh@dallascowboys.net
Kalie Smith972-497-4031.....kjsmith@dallascowboys.net
Whitney Faulkner....972-497-4955.....wfaulkner@dallascowboys.net

★ BY THE NUMBERS ★

1st

Dak Prescott leads the NFL in completion percentage (65.1%) and passing yards (309) against the blitz. He also leads the league in completion percentage on play action passes (34-of-37; 91.2%).

4.41

Dallas' running backs have punished opposing defenses in 2025. The Cowboys are averaging 4.41 yards after contact per carry, which leads the NFL, per NFL Pro.

27

Jake Ferguson ranks second in the NFL - first among tight ends - with 27 receptions in 2025. Ferguson's 27 catches are the most by any player through three games in Cowboys history and tied with Antonio Gates (2007) for the most catches by a tight end through three games in NFL history.

★ THIS WEEK'S SCHEDULE ★

Wednesday, Sept. 24

12:30 p.m. Coach Schottenheimer press conference
1:00 p.m. First portion of practice open to media
2:45 p.m. Locker room open

Thursday, Sept. 25

11:45 a.m. Coordinator availability
1:00 p.m. First portion of practice open to media
2:45 p.m. Locker room open

Friday, Sept. 26

11:15 a.m. Coach Schottenheimer press conference
12:30 p.m. First portion of practice open to media
1:50 p.m. Locker room open

Saturday, Sept. 27

No availability

Sunday, Sept. 28

7:20 p.m. Kickoff against Green Bay Packers

★ DALLAS COWBOYS OMG ★

The Dallas Cowboys website can be found at www.NFLOMG.com. Please follow the link and click on the Cowboys logo to access the team's page.

The Cowboys site contains the complete 2025 Media Guide, all weekly game notes and packets, player bios and rosters, Cowboys staff information and bios, weekly flip cards, a game tracker, all team and individual records and statistics, historical information, daily press releases and much more.

username: cowboysguest

password: cowboys2025

★ TABLE OF CONTENTS ★

Radio and TV broadcast info	1
Dallas Cowboys media schedule	1
Dallas Cowboys OMG info	1
Cowboys PR contact info	1
Dallas Cowboys 2025 schedule	2
Fit Check	2
What to watch for	3
Dallas/N.Y. Giants Series History	4
NFC East Series History	4
2025 Team Captains	5
2025 Free Agency	5
AT&T Stadium stats and history	6
A Championship Tradition	7
Pro Bowl Numbers	7
Individual Notes	8-17
Dak Prescott	8-10
CeeDee Lamb	11-12
George Pickens/Jake Ferguson	13
Offensive/Defensive Notes	14
Special Teams Notes	15-16
Rosters and Depth Chart	17-27
Unofficial Depth Chart	18
Pronunciation Guide	18
Alphabetical Roster	19
Numerical Roster	20
Positional Roster	21
How The Cowboys Were Built	22
Contract Status	23
Contract Analysis	24
When The Cowboys Were Built	25
Transactions by Date	26
Transactions by Player	27
Team and Individual Stats	28-34
2024 Regular Season	29
2024 Defensive Stats	30
2025 Preseason Stats	31
2025 Preseason Defensive Stats	32
2025 Preseason Participation	33
2024 Team Stats	34
Non-Media Guide Bios	35-46
Player Bio Updates	47-60

2025 DALLAS COWBOYS SCHEDULE

DATE	REGULAR SEASON (TV)	KICKOFF (CT)
Thurs., Sept. 4	@ Philadelphia Eagles (NBC)	L, 20-24
Sun., Sept. 14	NEW YORK GIANTS (FOX)	W, 40-37 (OT)
Sun., Sept. 21	@ Chicago Bears (FOX)	L, 14-31
Sun., Sept. 28	GREEN BAY PACKERS (NBC)	7:20 p.m.
Sun., Oct. 5	@ New York Jets (FOX)	Noon
Sun., Oct. 12	@ Carolina Panthers (FOX)	Noon
Sun., Oct. 19	WASHINGTON COMMANDERS (FOX)	3:25 p.m.
Sun., Oct. 26	@ Denver Broncos (CBS)	3:25 p.m.
Mon., Nov. 3	ARIZONA CARDINALS (ESPN/ABC)	7:15 p.m.
	BYE	
Mon., Nov. 17	@ Las Vegas Raiders (ESPN/ABC)	7:15 p.m.
Sun., Nov. 23	PHILADELPHIA EAGLES (FOX)	3:25 p.m.
Thurs., Nov. 27	KANSAS CITY CHIEFS (CBS)	3:30 p.m.
Thurs., Dec. 4	@ Detroit Lions (Prime Video)	7:15 p.m.
Sun., Dec. 14	MINNESOTA VIKINGS (NBC)	7:20 p.m.
Sun., Dec. 21	LOS ANGELES CHARGERS (FOX)	Noon
Thurs., Dec. 25	@ Washington Commanders (Netflix)	Noon
Jan. 3/4	@ New York Giants (TBD)	TBD

Home Games in BOLD

★ FIT CHECK ★

Below is this week's uniform matchup between the Dallas Cowboys and Green Bay Packers:



★ NFC EAST STANDINGS ★

Team	W	L	T	Home	Road	Div.	Con.	PF	PA
Philadelphia	3	0	0	2-0	1-0	1-0	2-0	77	63
Washington	2	1	0	2-0	0-1	1-0	1-1	80	57
Dallas	1	2	0	1-0	0-2	1-1	1-2	74	92
New York	0	3	0	0-1	0-2	0-2	0-2	52	83

★ DALLASCOWBOYS.COM ★



The Dallas Cowboys official website offers the best collection of timely articles, press conferences and videos, combined with the best spot to purchase tickets and order merchandise from the Cowboys Pro Shop. From the latest news to the latest apparel, there is no better place to visit than DallasCowboys.com.

To view the latest press conferences featuring coaches, player interviews from daily locker room sessions, radio interviews with Cowboys front office executives and Dallas Cowboys game highlights, visit <https://www.dallascowboys.com/all-media/>



@dallascowboys /dallascowboys @dallascowboys @DallasCowboys @dallascowboys

★ WHAT TO WATCH FOR IN WEEK 4 ★

3

GEORGE PICKENS

- * George Pickens caught a touchdown pass in each of the last two games. It is the first time in his career that he had a touchdown reception in back-to-back games.

4

DAK PRESCOTT

- * Dak Prescott needs 29 completions to pass Troy Aikman (2,898) for the most completions in franchise history.
- * With a win on Sunday, Prescott would tie Tony Romo (78 wins) for the third-most wins by a quarterback in franchise history.
- * Prescott has thrown multiple touchdowns in all six career games against the Packers, including postseason. It is the longest streak of games with multiple pass touchdowns against a single opponent by any quarterback to begin his career in franchise history.
- * Prescott is 21-for-29 (72.4%) on third down this season, with 13 of those completions going for a first down. Prescott's 21 third down completions are tied for the league lead with Drake Maye, and his 13 that have been converted for a first down are tied for the league lead with Jordan Love and Geno Smith.

17

BRANDON AUBREY

- * Brandon Aubrey made his 28th career field goal from 50-or-more yards on Sunday, breaking a tie with Dan Bailey for the most 50-plus yard field goals in franchise history. Aubrey's 28 makes from 50-plus yards are the most by any player over a three-season span in NFL history.
- * Aubrey leads the NFC in field goals made (eight), 50-yard field goals (four), points scored (30) and is tied for the league in field goal percentage (100.0%).

33

JAVONTE WILLIAMS

- * Javonte Williams is averaging 3.72 yards after contact per attempt, good for sixth in the NFL among running backs who have at least 30 carries.
- * Williams has accounted for 42.9% (three-of-seven) of the Cowboys' total scrimmage touchdowns this season. The only running back with a higher percentage is Jonathan Taylor (44.4%, four-of-nine).

42

JADEVEON CLOWNEY

- * Jadeveon Clowney could potentially make his Cowboys debut on Sunday night against Green Bay. Clowney ranks 11th in the NFL with 108 tackles for loss since he was drafted in 2014.

87

JAKE FERGUSON

- * Jake Ferguson recorded a career-high 13 receptions last week at Chicago, tied for the fourth most by a Cowboys tight end in a game in team history. It was the most catches by a Cowboys tight end since Jason Witten had a franchise record 18 catches in 2012 against the N.Y. Giants (10/28).



DALLAS COWBOYS

- * Sunday will mark the Cowboys NFL-high 83rd appearance on NBC's *Sunday Night Football*, well ahead of the second place Pittsburgh Steelers, who have appeared in 60 NBC SNF games. All-time, Dallas is 42-40 on Sunday Night Football.
- * This week's matchup between the Dallas Cowboys and Green Bay Packers features two of the most successful winning franchises in NFL history. The Cowboys and Packers own the top two highest regular season winning percentages in NFL history, with both at .573.
- * The Dallas run defense is allowing 3.74 yards-per-carry, ninth in the NFL and the lowest rushing average allowed by a Cowboys defense through three games since 2018 (3.4).

★ COWBOYS & FORD ★



Ford will be celebrating their title game honoring breast cancer survivors as the presenting partner of the Cowboys Star Survivors Program. As part of the 11th year of the Star Survivors program, Ford and the North Texas Ford Dealers will be providing five (5) Star Survivors with a VIP experience at The Star on September 25th with a tour, meet and greets with Dallas Cowboys Cheerleaders and players, a shopping spree at the Dallas Cowboys Pro Shop, lunch at Cowboys Club, and much more. They will also host the Star Survivors on game day and honor them pregame on field. Representatives from Ford, the Cowboys and Susan G. Komen will be present to celebrate the shared goal of bringing hope and treatment to those battling cancer.

★ COWBOYS/PACKERS MATCHUP ★



1-2

2025 Stats



2-1

GENERAL

-5 (t-31st)	TURNOVER MARGIN	+1 (t-11th)
30:09 (16th)	TIME OF POSSESSION AVG.	30:25 (15th)

OFFENSE

24.7 (10th)	POINTS-PER-GAME	21.3 (18th)
393.7 (3rd)	NET YARDS-PER-GAME	300.0 (21st)
125.0 (11th)	NET RUSHING YPG	98.0 (20th)
268.7 (3rd)	NET PASSING YPG	202.0 (16th)
4 (t-2nd most)	HAD INTERCEPTED	1 (t-18th most)
2 (t-7th most)	FUMBLES LOST	0
6 (t-2nd most)	GIVEAWAYS	1 (t-24th most)
5 (t-22nd)	SACKS ALLOWED	7 (t-12th)
44.4% (6th)	THIRD DOWN PCT.	47.5% (2nd)
60.0% (16th)	RED ZONE TD PCT.	63.6% (t-11th)

DEFENSE

30.7 (28th)	POINTS-PER-GAME	14.7 (1st)
397.7 (30th)	NET YARDS-PER-GAME	232.3 (3rd)
109.7 (17th)	NET RUSHING YPG	64.3 (3rd)
288.0 (31st)	NET PASSING YPG	168.0 (7th)
1 (t-17th)	INTERCEPTIONS	2 (t-11th)
0	FUMBLE RECOVERIES	0
1 (t-27th)	TAKEAWAYS	2 (t-21st)
4 (28th)	SACKS	10 (5th)
53.7% (32nd)	THIRD DOWN PCT.	31.8% (6th)
54.6% (14th)	RED ZONE PCT.	42.9% (t-5th)

SPECIAL TEAMS

100.0% (t-1st)	FIELD GOAL PCT.	71.4% (27th)
22.4 (29th)	KICKOFF RETURN AVG.	24.9 (18th)
23.4 (6th)	KICKOFF RETURN AVG. OPP	27.4 (26th)
10.0 (t-18th)	PUNT RETURN AVG.	5.1 (29th)
13.8 (24th)	PUNT RETURN AVG. OPP	12.0 (t-18th)
47.5 (t-17th)	GROSS PUNTING AVG.	53.5 (t-2nd)
38.9 (22nd)	NET PUNTING AVG.	43.2 (12th)

PENALTIES

20 (t-16th most)	PENALTIES COMMITTED	28 (4th-most)
173 (t-18th most)	PENALTY YARDS	192 (12th-most)

★ DAL VS. GB SERIES HISTORY ★

Dallas and Green Bay have squared off 39 times, including the postseason, with Green Bay holding a 22-17 advantage, 5-4 in the playoffs. Below is a brief look at the last 20 games of the series.

Date	Loc.	Dal W/L	Score	Date	Loc.	Dal W/L	Score
10/8/95	Dal	W	34-24	11/7/10	GB	L	7-45
1/8/95*	Dal	W	35-9	12/15/13	Dal	L	36-37
11/18/96	Dal	W	21-6	1/11/15*	GB	L	21-26
1/14/96**	Dal	W	38-27	12/13/15	GB	L	7-28
11/23/97	GB	L	17-45	10/16/16	GB	W	30-16
11/14/99	Dal	W	27-13	1/15/17*	Dal	L	31-34
10/24/04	GB	L	20-41	10/8/17	Dal	L	31-35
11/29/07	Dal	W	37-27	10/6/19	Dal	L	24-34
9/21/08	GB	W	27-16	11/13/22	GB	L(OT)	28-31
11/15/09	GB	L	7-17	1/14/24 ^s	Dal	L	32-48

^sIndicates Wild Card game

*Indicates Divisional Round game

**Indicates NFC Championship game

★ INSIDE THE SERIES HISTORY ★

The Cowboys and Packers first met in Dallas' inaugural season (1960). In total, they have seen each other 39 times.

In the 39 games of the series there has been:

- * Thirty games decided by double-digits
- * Ten games decided by three-or-more touchdowns
- * Nine games decided by a touchdown-or-less
- * An eight-game winning streak by Dallas - tying the fourth-longest win streak against a single opponent
- * A six-game losing streak, tying the third-longest losing streak against a single opponent.
- * A 28-point win by Dallas at Milwaukee (11/12/78) - Dallas' biggest win
- * A 34-point loss by Dallas at Green Bay (11/13/60) - Dallas' biggest loss
- * Nine playoff games - four wins by Dallas
- * Two Monday night games and two Sunday night games
- * Two Thanksgiving Day games and one Thursday night game
- * 923 points scored by Dallas, 962 allowed
- * A 5-12 record when Dallas travels to Green Bay

★ WINTER IS COMING ★

By virtue of the NFL schedule, the Dallas Cowboys face all four teams from the NFC North this season. This week's match up against Green Bay is Dallas' second NFC North opponent of the season, with the Cowboys falling to the Chicago Bears in Week 3.

Overall including postseason, the Cowboys hold a 71-63 all-time record against NFC North opponents:

Dallas vs. NFC North

Team	W	L	T	Win%	Current Streak
Detroit.....	19	13	0	.594	L1
Chicago.....	16	13	0	.552	L1
Minnesota.....	19	15	0	.559	W3
Green Bay.....	17	22	0	.436	L5
Div. Totals.....	71	63	0	.530	L2

★ DATING GAME ★

This week's game against Green Bay is being played on Sept. 28. In the 65-plus years of Dallas Cowboys football, there have been eight Sept. 28 games, with Dallas holding a 7-1 record on Sept. 28:

Date	Opp/ Loc.	Dal W/L	Score	Date	Opp/ Loc.	Dal W/L	Score
9/28/69	@NO	W	21-17	9/28/03	@NYJ	W	17-6
9/28/75	StL	W	37-31	9/28/08	Was	L	24-26
9/28/80	@GB	W	28-7	9/28/09	Car	W	21-7
9/28/97	Chi	W	27-3	9/28/14	NO	W	38-17

★ ALL-TIME STAT COMPARISON ★

This week's game marks the 40th matchup, including postseason, between Dallas and Green Bay. Below is a brief look into the stats of the series:

TEAM TOTALS		
	<u>Cowboys</u>	<u>Packers</u>
Wins.....	17	22
Points.....	923	962
Total Net Yards	13,929	12,524
Net Rushing Yards	5,247	4,392
Net Passing Yards	8,682	8,132

SINGLE-GAME TEAM-HIGHS		
	<u>Cowboys</u>	<u>Packers</u>
Points.....	42 11/24/94	48 1/14/24
	42 11/12/78	

Total Net Yards	563 10/6/19	502 10/8/89
Net Rushing Yards	313 11/12/78	230 12/13/15
Net Passing Yards	441 10/6/19	327 1/16/94

SINGLE-GAME INDIVIDUAL HIGHS		
	<u>Cowboys</u>	<u>Packers</u>
Passing Yards		
463 - D. Prescott 10/6/19		355 - A. Rodgers 1/15/17
Rushing Yards		
157 - E. Elliott 10/16/16		190 - D. Levens 11/23/97
Receiving Yards		
226 - A. Cooper 10/6/19		151 - R. Doubs 1/14/24

★ PRO BOWL COWBOYS ★

The Dallas Cowboys currently have 10 Pro Bowlers on their roster. Below is a list of the 10 Cowboys who have made a Pro Bowl:

Players with Pro Bowl appearances Dallas Cowboys

Player	Pro Bowls	Player	Pro Bowls
CeeDee Lamb.....	4*	Trevon Diggs	2*
Jadeveon Clowney	3	Tyler Smith.....	2*
Dak Prescott	3*	KaVontae Turpin	2*
Bryan Anger	2*	DaRon Bland	1*
Brandon Aubrey	2*	Jake Ferguson.....	1*

*notes Pro Bowls made while playing for Dallas

★ PRIMETIME COWBOYS ★

The Dallas Cowboys opened the season in primetime on NBC's *Sunday Night Football* broadcast against the defending Super Bowl champion Philadelphia Eagles on Thursday night, and will face off against the Green Bay Packers this Sunday in a clash of two historic franchises. Dallas is tied for a league-high six primetime bouts in 2025.

Since 2022, Dallas is 11-7 in primetime games, tied for the fifth-most primetime wins over the last three seasons:

Most Primetime Wins - 2022-24			
Team	W	L	Win%
Buffalo	15	4	.789
Kansas City	13	4	.765
Detroit	12	1	.923
Philadelphia	12	4	.750
Dallas	11	7	.611
Baltimore	11	4	.733

Sunday will mark the Cowboys NFL-high 83rd appearance on NBC's *Sunday Night Football*, well ahead of the second place Pittsburgh Steelers, who have appeared in 60 NBC SNF games. All-time, Dallas is 42-40 on Sunday Night Football.

★ PLAYER HIGHLIGHTS VS. GB ★

Kenny Clark - DT

Saw action in 140 career games with 126 career starts through nine seasons when playing for Green Bay, amassing 236 tackles, 36.0 sacks, 52 tackles for loss, seven forced fumbles and eight fumble recoveries.

Jake Ferguson - TE

Grabbed 10 catches for 93 yards in the Wild Card game against Green Bay (1/14/24), setting a playoff career-high for receiving yards.

CeeDee Lamb - WR

Nabbed 20 receptions for 260 yards and two touchdowns in two games against Green Bay. In the 2022 overtime loss at Green Bay, tallied 11 receptions for 150 yards and two touchdowns.

Dak Prescott - QB

Completed 64.5% of his passes for 1,931 yards and 17 touchdowns through six career appearances against the Packers. His 11 regular season touchdown passes against Green Bay are tied for the most in his career against a non-divisional opponent.

★ WINNING TRADITION ★

This week's matchup between the Dallas Cowboys and Green Bay Packers features two of the most successful winning franchises in NFL history.

The Cowboys and Packers own the top two highest regular season winning percentages in NFL history:

Highest Regular Season Win Percentage - NFL History

Team	W	L	T	Pct.
Dallas	570	425	6	.573
Green Bay	812	605	38	.573
Baltimore	269	201	1	.572
Kansas City	548	443	12	.553
Chicago	799	648	42	.552

* Since 1972, ties have been calculated as half-win and half loss. Prior to 1972 tie games were ignored in calculating a team's winning percentage. Ties since 1972: Dallas (0), Miami (1) Chicago (1), Green Bay (6).

★ 2025 TEAM CAPTAINS ★

For the 2025 season, Head Coach Brian Schottenheimer had players vote on team captains for the entire year. Although his goal was just four captains for the season, Schottenheimer changed his mind due to the overwhelming response from the players who voted.

The players voted on six captains - with offense, defense and special teams each having two players. A "captain of the week" will also be added for each game.

Below are the team captains for the Dallas Cowboys in 2025:

Offense	Defense	Special Teams
QB Dak Prescott	DT Osa Odighizuwa	K Brandon Aubrey
WR CeeDee Lamb	S Donovan Wilson	CB C.J. Goodwin

Captain of the Week:

Week 2 vs NYG: Malik Hooker

Week 3 at CHI: Javonte Williams



★ AT&T STADIUM REFRESH ★

AT&T Stadium, home of the Dallas Cowboys, completed its most significant renovation since opening in 2009. The renovation was a \$295 million upgrade that included:

- Refreshing the interior premium clubs and suites
- Upgrading the world's largest center-hung HDTV video board to 4K technology
- Creating additional permanent concession and bar locations
- Creating additional wellness spaces within the main clubs and upper concourse
- Updating finishes and enhancing technology displays around the venue
- Re-imagined suite design and finishes including updated technology applications
- Re-designing and creating an all-new look and feel of suite level corridors

These updates are designed not only to elevate the fan experience but also to prepare the venue for its role in the 2026 FIFA World Cup, where it will host a tournament-high nine matches, including a semi-final.

★ HOME COOKING ★

Since AT&T Stadium opened in 2009, Dallas has posted a 77-53 regular season record at home. In the last four seasons, the Cowboys have utilized their home field advantage, going 24-11 at AT&T Stadium, tied for the fifth-most home wins in the NFL since 2021:

NFL Team Home Wins Since 2021

Team	Games	W	L	T	Win %
Buffalo.....	36	30	6	0	.833
Kansas City.....	35	27	8	0	.771
Green Bay.....	36	26	10	0	.722
Philadelphia.....	36	26	10	0	.722
Dallas.....	35	24	11	0	.686
Miami.....	35	24	11	0	.686
Minnesota.....	36	24	12	0	.667

Since 2021, Dallas is averaging 30.3 points-per-game at home, tied with Buffalo for the second-most in the NFL during that span:

Points-Per-Game at Home - NFL 2021-25

Team	PPG	Team	PPG
Detroit.....	31.1	Philadelphia.....	27.8
Buffalo.....	30.4	Baltimore.....	27.6
Dallas.....	30.3	Cincinnati.....	27.2



★ AT&T STADIUM RECORD... ★

The Dallas Cowboys are in their 17th regular season calling AT&T Stadium home. Dallas' first game at the venue was on Sept. 20, 2009 - a 31-33 loss to the N.Y. Giants. The club's first win came a week later with a 21-7 decision over Carolina.

From 2022-23, Dallas held a 16-game win streak at home, the second-longest home win streak in franchise history (18 from 1979-81). Dallas joined the New England Patriots as the only teams since 2000 to win at least 16 straight regular season home games. Below is a breakdown of the club's record at AT&T Stadium:

Regular season	77-54
Postseason	3-3
Overall	80-57

	Regular	Post
September	18-8	
October	17-15	
November	21-18	
December	19-10	
January	2-3	3-3
Playing at noon	25-12	
Playing at 3:30	29-26	1-3
Playing in prime time.....	23-16	2-0
Thursday	10-8	
Saturday	2-2	2-0
Sunday.....	61-37	1-3
Monday	4-7	

Fully closed stadium	53-34	3-3
Fully open stadium.....	12-11	
Roof open, doors closed	2-6	
Roof closed, doors open	10-3	

Playing against the NFC East.....	32-17	1-0
Playing against the NFC (non-NFC East).....	27-20	2-3
Playing against the AFC.....	18-16	

Team-by-team								
Team	W	L	Pct	Team	W	L	Pct	
Arizona.....	0	3	.000	Minnesota.....	1	1	.500	
Atlanta.....	3	1	.750	New England.....	1	1	.500	
Baltimore.....	1	1	.500	New Orleans.....	2	3	.400	
Buffalo.....	1	1	.500	N.Y. Giants.....	12	5	.706	
Carolina.....	2	1	.667	N.Y. Jets.....	1	1	.500	
Chicago.....	2	2	.500	Philadelphia.....	9	7	.563	
Cincinnati.....	2	1	.667	Pittsburgh.....	1	1	.500	
Cleveland.....	1	1	.500	San Francisco.....	1	1	.500	
Denver.....	0	2	.000	Seattle.....	3	2	.600	
Detroit.....	5	2	.714	Tampa Bay.....	4	1	.800	
Green Bay.....	0	3	.000	Tennessee.....	0	2	.000	
Houston.....	2	1	.667	Washington.....	11	5	.688	
Indianapolis.....	2	0	1.000					
Jacksonville.....	1	1	.500					
Kansas City.....	1	0	1.000					
LA Chargers.....	0	2	.000					
LA Rams.....	4	1	.800					
Las Vegas.....	2	1	.667					
Miami.....	2	0	1.000					

Postseason		
Detroit.....	1	0 1.000
Green Bay.....	0	2 .000
Philadelphia.....	1	0 1.000
Seattle.....	1	0 1.000
San Francisco.....	0	1 .000

Dallas finished 2023 with an 8-0 record at AT&T Stadium in 2023. It marked just the fourth time in franchise history that Dallas went undefeated at home, joining the 1980, 1981 and 1969 teams.

Undefeated Seasons at Home – Dallas Cowboys

Season	Wins	Consec. Wins	Home Record
2023.....	8	8	8-0
1981.....	8	8	8-0
1980.....	8	8	8-0
1969.....	6	4	6-0-1

★ THE DALLAS COWBOYS - A CHAMPIONSHIP TRADITION ★

SUPER BOWL CHAMPIONSHIPS

New England Patriots.....	6
Pittsburgh Steelers.....	6
DALLAS COWBOYS.....	5
San Francisco 49ers.....	5
Green Bay Packers.....	4
New York Giants.....	4
Denver Broncos.....	3
Kansas City Chiefs.....	3
Oakland Raiders.....	3
Washington Commanders....	3

SUPER BOWL APPEARANCES

New England Patriots.....	11
DALLAS COWBOYS.....	8
Pittsburgh Steelers.....	8
Denver Broncos.....	8
San Francisco 49ers.....	8
Kansas City Chiefs.....	7
Green Bay Packers.....	5
Miami Dolphins.....	5
New York Giants.....	5
Oakland Raiders.....	5
Washington Commanders....	5

POSTSEASON VICTORIES

San Francisco 49ers.....	38
New England Patriots.....	37
Green Bay Packers.....	37
DALLAS COWBOYS.....	36
Pittsburgh Steelers.....	36
Philadelphia Eagles.....	29
StL/LA Rams.....	27
Kansas City Chiefs.....	26
Oak/LV Raiders.....	25
New York Giants.....	25
Washington Commanders....	25

POSTSEASON APPEARANCES

Green Bay Packers.....	37
DALLAS COWBOYS.....	36
Pittsburgh Steelers.....	35
New York Giants.....	33
Cle./StL/LA Rams.....	33
Minnesota Vikings.....	32
Philadelphia Eagles.....	31
Indianapolis Colts.....	29
San Francisco 49ers.....	29
New England Patriots.....	28
Chicago Bears.....	27

POSTSEASON GAMES

DALLAS COWBOYS.....	67
Pittsburgh Steelers.....	65
Green Bay Packers.....	64
San Francisco 49ers.....	62
New England Patriots.....	59
StL/LA Rams.....	56

CONSEC. POSTSEASON APPEARANCES

New England Patriots (2009-19)...	11
Kansas City Chiefs (2015-24)...	10
DALLAS COWBOYS (1975-83).....	9
Indianapolis Colts (2002-10).....	9
DALLAS COWBOYS (1966-73).....	8
Pittsburgh Steelers (1972-79)...	8
Los Angeles Rams (1973-80)...	8
San Francisco 49ers (1983-90)...	8

CONSECUTIVE WINNING SEASONS

DALLAS COWBOYS (1966-85).....	20
New England Patriots (2001-19)...	19
Oakland Raiders (1965-80)...	16
San Francisco 49ers (1983-98)...	16
Chicago Bears (1930-44).....	15
Green Bay Packers (1934-47)...	14

ALL-TIME REGULAR SEASON WINNING %

DALLAS COWBOYS.....	0.573
Green Bay Packers.....	0.573
Baltimore Ravens.....	0.572
Kansas City Chiefs.....	0.553
Chicago Bears.....	0.552
Minnesota Vikings.....	0.551

46 SEASONS OF 500-OR-BETTER			36 POSTSEASON APPEARANCES		26 DIVISION TITLES		16 NFL/NFC CHAMPIONSHIP GAME FINALIST			8 NFC CHAMPIONSHIPS		5 SUPER BOWL CHAMPIONSHIPS	
1965	1982	2009	1966	1991	1966	1992	1966	1975	1992	1970	1992	1971	1992
1966	1983	2011	1967	1992	1967	1993	1967	1977	1993	1971	1993	1977	1993
1967	1984	2012	1968	1993	1968	1994	1970	1978	1994	1975	1995		1995
1968	1985	2013	1969	1994	1969	1995	1971	1980	1995	1977			
1969	1991	2014	1970	1995	1970	1996	1972	1981		1978			
1970	1992	2016	1971	1996	1971	1998	1973	1982					
1971	1993	2017	1972	1998	1973	2007							
1972	1994	2018	1973	1999	1976	2009							
1973	1995	2019	1975	2003	1977	2014							
1974	1996	2021	1976	2006	1978	2016							
1975	1998	2022	1977	2007	1979	2018							
1976	1999	2023	1978	2009	1981	2021							
1977	2003		1979	2014	1985	2023							
1978	2005		1980	2016									
1979	2006		1981	2018									
1980	2007		1982	2021									
1981	2008		1983	2022									
			1985	2023									



★ PRO BOWL COWBOYS ★

Since 2014, Dallas has selected 15 players in the NFL Draft that have gone on to make at least one Pro Bowl - the most in the NFL over that span. Baltimore has selected the second-most with 13 Pro Bowl draft picks since 2014. Since 1989 Dallas has sent 61 different players to the Pro Bowl, and of those, Dallas drafted 43.

COWBOYS PRO BOWL DRAFT PICKS SINCE 2014 (BY YEAR DRAFTED)

2014: Zack Martin (9)*
 2014: DeMarcus Lawrence (4)
 2015: Byron Jones (1)*
 2016: Dak Prescott (3)
 2016: Ezekiel Elliott (3)*
 2016: Jaylon Smith (1)
 2018: Leighton Vander Esch (1)*
 2019: Tony Pollard (1)

*First round picks



2020: Tyler Biadasz (1)
 2020: Trevon Diggs (2)
 2020: CeeDee Lamb (4)*
 2021: Micah Parsons (4)*
 2022: DaRon Bland (1)
 2022: Jake Ferguson (1)
 2022: Tyler Smith (2)*

DAK PRESCOTT NOTES



All-Time Ranks - Cowboys QBs

- 1st** - Completion Pct. (67.0%)
- 2nd** - Passing Touchdowns (216)
- Completions (2,870)
- 3rd** - Passing Yards (32,237)
- Attempts (4,285)
- 4th** - Total Wins (77)

★ THIRD DOWN DAK ★

Dak Prescott is 21-for-29 (72.4%) on third down this season, with 13 of those completions going for a first down. Prescott's 21 third down completions are tied for the league lead with Drake Maye, and his 13 that have been converted for a first down are tied for the league lead with Jordan Love and Geno Smith.

Since 2019, 44.7% of Prescott's third down pass attempts have been completed for a first down, third-highest in the NFL (min. 500 attempts) over that span:

Completion Percentage on 3rd Down Conversions - NFL 2019-25 min. 500 pass attempts

Player, Team	1D Conv	Att	1st%
Patrick Mahomes, KC	414	850	48.7%
Joe Burrow, Cin	289	619	46.7%
Dak Prescott, Dal	302	675	44.7%

★ PRESSURE IS PRIVILEGE ★

Throughout his career, Dak Prescott has been one of the best at defeating the blitz. Through three weeks in 2025, Prescott has completed 28-of-43 passes when facing five-or-more pass rushers, a 65.1% completion rate against the blitz that leads the NFL, per *Pro Football Focus*:

Completion Percentage Against the Blitz - NFL 2025

Player	Att	Comp	Comp%
Dak Prescott, Dal	28	43	65.1%
Jared Goff, Det	17	27	63.0%
Tyrod Taylor, NYJ	13	21	61.9%
Spencer Rattler, NO	21	34	61.8%
Joe Burrow, Cin	8	13	61.5%

Prescott's 309 passing yards against the blitz also lead the NFL, and his 43 attempts rank second.

★ AIRING IT OUT ★

Dak Prescott has aired it out early in 2025, as his 126 pass attempts are tied for the league lead. Through two games, Prescott also ranks fourth in the NFL with 800 passing yards:

NFL Passing Yards Leaders - 2025

QB, Team	Comp	Att	PsYds
Justin Herbert, LAC	72	108	860
Geno Smith, LV	67	106	831
Daniel Jones, Ind	63	88	816
Dak Prescott, Dal	90	126	800
Drake Maye, LV	77	106	785

★ DAK TO THE FUTURE ★

Now in his 10th pro season, Dak Prescott ranks first in completion percentage (67.0%), second in passing touchdowns (216) and completions (2,870), third in attempts (4,285), passing yards (32,237) and fourth in wins (77) in team history:

Dallas Cowboys All-Time QB Chart

WINS AS STARTER

Troy Aikman	94
Roger Staubach	85
Tony Romo	78
Dak Prescott	77
Danny White	62

PASSING YARDS

Tony Romo	34,183
Troy Aikman	32,942
Dak Prescott	32,237
Roger Staubach	22,700
Danny White	21,959

ATTEMPTS

Troy Aikman	4,715
Tony Romo	4,335
Dak Prescott	4,285
Roger Staubach	2,958
Danny White	2,950

PASSING TOUCHDOWNS

Tony Romo	247
Dak Prescott	216
Troy Aikman	165
Danny White	155
Roger Staubach	153

COMPLETIONS

Troy Aikman	2,898
Dak Prescott	2,870
Tony Romo	2,829
Danny White	1,761
Roger Staubach	1,685

COMPLETION PCT

Dak Prescott	67.0%
Tony Romo	65.3%
Troy Aikman	61.5%
Danny White	59.7%
Roger Staubach	57.0%

★ PLAY ACTION MAESTRO ★

In his 10th season, Dak Prescott has been among the league's best in play action passing. Through three weeks in 2025, Prescott has completed 91.2% of his attempts on play action passes, the highest completion rate on play action in the NFL:

Completion Percentage on Play Action - NFL 2025 min. 10 attempts on play action

QB, Team	Comp	Att	Comp%	Yds
Dak Prescott, Dal	34	37	91.2%	304
Lamar Jackson, Bal	19	21	90.5%	291
Jalen Hurts, Phi	12	14	85.7%	93
Jared Goff, Det	25	31	80.6%	331
Bryce Young, Car	15	19	78.9%	96

29

Dak Prescott threw for 361 yards against the N.Y. Giants in Week 2. It was his 29th career 300-yard game, second in franchise history behind Tony Romo (46 games).

DAK PRESCOTT NOTES, CONT.

★ DAK'S RECORD WHEN... ★

Since taking over as Dallas' starting quarterback in 2016, Dak Prescott has compiled a 77-48 regular season record in 125 career starts, and he is 2-5 in the postseason. Below is a look at Prescott's record under several different circumstances:

	Regular	Post
Playing at home:	44-18	1-3
Playing on the road:	33-30	1-2
Playing indoors:	41-19	1-3
Playing outdoors:	36-29	1-2
Playing against the NFC East:	34-9	
Playing against the AFC (non-NFC East): ..	25-23	2-5
Playing against the AFC:	18-16	
Playing on Thursday:	11-6	
Playing on Saturday:	3-0	1-1
Playing on Sunday:	53-38	0-4
Playing on Sunday night:	13-9	
Playing on Monday night:	5-1	1-0
Playing on artificial turf:	59-30	1-3
Playing on natural grass:	18-18	1-2
Offense totals over 400 yards:	43-14	1-2
Throws for over 300 yards:	19-10	1-2
Throws for 200-299 yards:	44-21	1-3
Attempts 30 passes-or-more	46-40	2-5
Throws only one touchdown:	20-12	1-3
Throws more than one touchdown:	49-19	1-2
Completes 65.0%-or-more of his passes:...	57-18	2-1
Averages more than 7.0 yards-per-attempt...	58-16	1-2
Has more than one Big Play (25+) passing...	42-22	2-2
Throws no interceptions:	51-16	1-1
Throws one interception:	18-16	1-2
Throws more than one interception:	7-17	0-2
Records at least 100.0 passer rating:	53-9	1-1
Commits no turnovers.....	43-12	1-1
Against teams with winning record:	24-24	1-5
Against teams with .500 record:	15-10	
Against teams with losing record:	38-13	1-0
Has between one-five rush attempts	50-38	0-4
Has five-or-more rush attempts	26-9	2-1
Sacked one time-or-less:	41-12	2-2
Sacked more than once:	36-36	0-3
September:	17-14	
October:	18-10	
November:	19-13	
December:	21-8	
January:	2-3	2-5

Team-by-team							
Team	W	L	Pct	Team	W	L	Pct
Arizona.....	1	2	.333	Minnesota.....	2	1	.667
Atlanta.....	3	2	.600	New England...2	1	.667	
Baltimore.....	1	1	.500	New Orleans...2	2	.500	
Buffalo.....	0	2	.000	N.Y. Giants	14	2	.875
Carolina.....	2	1	.667	N.Y. Jets1	1	.500	
Chicago.....	2	2	.500	Philadelphia...9	5	.643	
Cincinnati.....	1	0	1.000	Pittsburgh.....2	0	1.000	
Cleveland.....	2	1	.667	San Francisco .2	2	.500	
Denver.....	0	2	.000	Seattle1	3	.250	
Detroit.....	5	1	.833	Tampa Bay.....2	2	.500	
Green Bay.....	1	3	.250	Tennessee.....1	1	.500	
Houston.....	1	1	.500	Washington	11	2	.846
Indianapolis.....	1	1	.500				
Jacksonville.....	1	1	.500				
Kansas City.....	1	1	.500				
LA Chargers.....	2	1	.667				
LA Rams.....	2	2	.500				
Las Vegas.....	1	1	.500				
Miami.....	1	1	.500				

Postseason			
Green Bay.....	0	2	.000
L.A. Rams.....	0	1	.000
San Francisco.0	2	.000	
Seattle.....	1	0	1.000
Tampa Bay.....	1	0	1.000

Postseason

Green Bay.....	0	2	.000
L.A. Rams.....	0	1	.000
San Francisco..0	2	.000	
Seattle.....	1	0	1.000
Tampa Bay.....	1	0	1.000

★ QB WINS ★

Now in his 10th season as the Dallas Cowboys quarterback, Dak Prescott has proven to be a winner, as his 77 regular season victories are fourth in team history and fifth among NFL quarterbacks since 2016:

Wins by Starting NFL QB - 2016-25


























Player	W	L	T	Win%
Patrick Mahomes, KC	90	25	0	.783
Jared Goff, LAR/Det.....	83	53	1	.609
Tom Brady, NE/TB.....	79	31	0	.718
Josh Allen, Buf	79	35	0	.693
Dak Prescott, Dal.....	77	48	0	.616
Lamar Jackson, Bal.....	75	31	0	.708
Russell Wilson, Sea/Den/Pit/NYG..	75	61	1	.551

Since 2016, Prescott has the second-most wins against his division among NFL quarterbacks, going 34-9 in games he has started against the NFC East:

Player	Wins	Player	Wins
Patrick Mahomes, KC	35	Jared Goff, LAR/Det.....	33
Dak Prescott, Dal	34	Tom Brady, NE/TB.....	31

★ PRESCOTT TDs BY TEAM ★

Dak Prescott has thrown a touchdown pass against all 31 NFL teams in the regular season. He is the 30th quarterback in NFL history to throw at least one touchdown pass against 31-or-more opponents. Below is a team-by-team breakdown of his touchdowns through the air:

	31						
	27		24				
	11		11		10		8
	6		6		5		5
	4		4		4		3
	2		2		2		2
	2		2		2		1
	2		2		2		1

Prescott has added 14 passing touchdowns in his postseason career. Below is a team-by-team breakdown of his postseason touchdowns through the air:

	6		4		2		1		1
-------------------------------------------------------------------------------------	----------	--------------------------------------------------------------------------------------	----------	---------------------------------------------------------------------------------------	----------	---------------------------------------------------------------------------------------	----------	---------------------------------------------------------------------------------------	----------

DAK PRESCOTT NOTES, CONT.

★ QB RATINGS AT 100.0 ★

In 2023 Prescott had 11 games with a 100.0 rating, the most in the NFL. Overall, he has 63 career games with a 100.0 passer rating, second in team history:

100.0 QB Rating Games - Cowboys History

Player	Games	Player	Games
Tony Romo.....	67	Roger Staubach.....	37
Dak Prescott.....	63	Danny White.....	33
Troy Aikman.....	44		

Prescott's 63 career games with at least a 100.0 rating from 2016-25 are the third-most 100.0 rating games by a quarterback in his first 125 games in NFL history:

100.0 QB Rating Games - First 125 Career Games

Player	Games	Seasons
Aaron Rodgers.....	68	2007-15
Russell Wilson.....	64	2012-19
Dak Prescott.....	63	2016-25
Kirk Cousins.....	62	2012-21
Philip Rivers.....	57	2004-13
Patrick Mahomes.....	57	2018-25

★ FOURTH QUARTER WINS ★

Since taking over as the Dallas Cowboys starting quarterback in 2016, Dak Prescott has engineered his share of fourth quarter wins for the club. Included in his 77 regular season wins as a starter are 24 occasions in which he led the team to victory when the club was tied or trailing in the fourth quarter or overtime. Prescott's 24 wins are tied for the most by a Dallas signal caller:

4th Quarter/OT Wins - Cowboys

Quarterback	Wins	Quarterback	Wins
Dak Prescott.....	24	Roger Staubach.....	13
Tony Romo.....	24	Danny White.....	11
Troy Aikman.....	15		

Below is a look at each of Prescott's 24 games in which the game was tied or the team trailed in the fourth quarter to pull out the win and his fourth quarter/overtime stats:

Date	Opp	Score	Time Left	Att	Com	Yds	TD	Int	Final Score
9/18/16	@Was	20-23	10:35	6	5	56	0	0	27-23
10/30/16	PHI*	23-23	10:00	5	5	66	1	0	29-23
11/13/16	@Pit	29-30	0:42	4	3	28	0	0	35-30
12/1/16	@Min	7-9	14:11	4	2	26	1	0	17-15
12/18/16	TB	20-20	9:35	2	2	10	0	0	26-20
9/25/17	@Ari	14-14	14:45	2	2	41	1	0	28-17
12/10/17	@NYG	10-10	9:29	3	3	77	1	0	30-10
12/17/17	@Oak	17-17	6:30	6	5	82	0	0	20-17
12/31/17	@Phi	0-0	15:00	6	3	54	1	0	6-0
9/30/18	DET	23-24	2:17	11	7	99	0	0	26-24
11/11/18	@Phi	20-20	7:27	4	3	74	0	0	27-20
11/18/18	@Atl	19-19	1:52	6	4	45	0	0	22-19
12/9/18	PHI*	23-23	10:00	5	5	58	1	0	29-23
12/30/18	@NYG	28-32	3:21	9	4	75	1	0	36-35
9/20/20	Atl	24-36	1:49	2	1	24	0	0	40-39
9/19/21	@LAC	17-17	3:49	5	5	45	0	0	20-17
10/17/21	@NE*	29-29	7:53	5	5	71	1	0	35-29
12/11/22	Hou	20-23	3:20	7	6	79	0	0	27-23
12/24/22	Phi	34-34	4:19	5	3	31	0	0	40-34
10/16/23	@LAC	17-17	7:11	6	3	34	0	0	20-17
11/30/23	Sea	30-35	7:04	5	4	35	1	0	41-35
12/30/23	Det	10-13	12:18	5	5	54	1	0	20-19
10/6/24	@Pit	13-17	4:56	7	5	48	1	0	20-17
9/14/25	NYG*	37-37	2:00	1	1	27	0	0	40-37

**italics indicate overtime and are reflected in the stats totals*

Amongst all NFL quarterbacks, Prescott has the fifth-most game-winning drives since he was drafted in 2016:

Game-Winning Drives - NFL (2016-25)

Player	Drives	Player	Drives
Derek Carr.....	30	Dak Prescott.....	24
Matthew Stafford.....	29	Patrick Mahomes.....	23
Kirk Cousins.....	27	Aaron Rodgers.....	23
Russell Wilson.....	26	Josh Allen.....	23

**Game Winning Drive = Fourth quarter drive that puts team ahead for the final time*

**4th Quarter Comeback = Offense overcomes a deficit to win the game*

★ QBs MULTIPLE TOUCHDOWNS ★

Dak Prescott had 11 multi-passing touchdown games in 2023, tied with Jordan Love for the most in the NFL and tied for second in single-season franchise history:

Multi-Passing Touchdown Games in a Season

Player, Season	Games	Player, Season	Games
Tony Romo, 2007.....	12	Tony Romo, 2014.....	11
Dak Prescott, 2023.....	11	Tony Romo, 2011.....	11
Dak Prescott, 2021.....	11		

Prescott tallied a multi-touchdown game against the N.Y. Giants in Week 2, and his 68 career games with two-or-more touchdown passes rank second in team history behind Tony Romo (79).

Prescott also recorded three-or-more touchdown passes in six games in 2023, most in the NFL. Prescott's 36 career three-touchdown games rank second in franchise history:

Three Passing Touchdown Games - Dallas Cowboys

Player	Games	Player	Games
Tony Romo.....	40	Roger Staubach.....	17
Dak Prescott.....	36	Don Meredith.....	14
Danny White.....	20	Troy Aikman.....	20

Prescott has thrown four touchdowns in 11 career games, most in franchise history:

Four Passing Touchdown Games - Dallas Cowboys

Player	Games	Player	Games
Dak Prescott.....	11	Don Meredith.....	6
Tony Romo.....	10	Troy Aikman.....	3
Danny White.....	8	Craig Morton.....	2

★ COMPLETE CONTROL ★

Dak Prescott's accuracy has been a staple of his career as he is in his 10th year in the league. Prescott is sixth in NFL history in completion percentage (min. 1,500 pass attempts):

Completion Percentage - NFL History min. 1,500 pass attempts

Player	Comp	Att	Comp%
Joe Burrow.....	1,769	2,583	68.5%
Tua Tagovailoa.....	1,449	2,126	68.2%
Drew Brees.....	7,142	10,551	67.7%
Jimmy Garoppolo.....	1,304	1,936	67.4%
Kyler Murray.....	1,924	2,869	67.1%
Dak Prescott.....	2,870	4,285	67.0%
Kirk Cousins.....	3,768	5,630	66.9%
Justin Herbert, LAC.....	2,017	3,034	66.5%

★ PRESCOTT TDs BY PLAYER ★

In his 10th season, Dak Prescott has thrown 216 touchdown passes - second all-time in team history. Below is his individual touchdown totals:

Player	TDs	Player	TDs
<i>CeeDee Lamb.....</i>	<i>31</i>	Randall Cobb.....	3
Amari Cooper.....	22	Terrance Williams.....	3
Michael Gallup.....	16	Noah Brown.....	2
Dalton Schultz.....	15	Peyton Hendershot.....	2
Dez Bryant.....	14	Allen Hurns.....	2
Cole Beasley.....	12	<i>George Pickens.....</i>	<i>2</i>
Ezekiel Elliott.....	11	<i>Luke Schoonmaker.....</i>	<i>2</i>
Jason Witten.....	11	Malik Turner.....	2
Brandin Cooks.....	9	Ventell Bryant.....	1
Blake Jarwin.....	8	Corey Clement.....	1
Cedrick Wilson.....	7	Gavin Escobar.....	1
Brice Butler.....	6	James Hanna.....	1
<i>Jake Ferguson.....</i>	<i>6</i>	Sean McKeon.....	1
Rico Dowdle.....	5	Rod Smith.....	1
<i>KaVontae Turpin.....</i>	<i>5</i>	Geoff Swaim.....	1
Tony Pollard.....	4	Devin Smith.....	1
<i>Jalen Tolbert.....</i>	<i>4</i>	<i>Terence Steele.....</i>	<i>1</i>
Tavon Austin.....	3		

**italics indicate current players*



Career Statistics

512

Receptions

**most by Cowboys player in first 84 games*

6,561

Receiving Yards

**most by Cowboys player in first 84 games*

12

Games with 10+ Receptions

**most in Cowboys history*



★ NO SILENCING THIS LAMB ★

CeeDee Lamb was named second-team All-Pro in 2024. Despite playing with a backup quarterback and battling through a shoulder injury for his final seven games of the season, Lamb tied for seventh in the NFL in receptions (101) and tied for eighth in receiving yards (1,194).

Through three games in 2025, Lamb ranks 11th in the NFL with 222 receiving yards. Since the start of the 2022 season, Lamb's first as the Cowboys No. 1 receiver, he is second in the NFL in receptions (359) and ranks third in receiving yards (4,524):

Reception Leaders - NFL 2022-25

Player	RecYds	Player	RecYds
Amon-Ra St. Brown, Det..	360	Tyreek Hill, Mia.....	334
CeeDee Lamb, Dal.....	359	Justin Jefferson, Min	311
Ja'Marr Chase, Cin.....	335	Travis Kelce, KC	310

In the season opener at Philadelphia, Lamb surpassed 500 career receptions, becoming the youngest player in franchise history and the third-youngest in NFL history to reach the 500-catch mark:

Youngest Players to Reach 500 Career Receptions

Player, Team	Age
Justin Jefferson, Min	26 years, 90 days
Larry Fitzgerald, Ari	26 years, 90 days
CeeDee Lamb, Dal.....	26 years, 149 days
DeAndre Hopkins, Hou.....	26 years, 192 days
Randy Moss, Min.....	26 years, 297 days

Now in his sixth NFL season, Lamb's 512 career receptions are the fifth-most in a player's first 84 career games in NFL history, trailing Michael Thomas (565), Cooper Kupp (529), Anquan Boldin (525) and Julio Jones (522).

★ MARIO BROS ★

CeeDee Lamb is no stranger when it comes to big plays. Since 2022, Lamb has reeled in 73 receptions of 20-plus yards, second in the NFL over that span.

Now joined with running mate George Pickens, the Cowboys dynamic duo both rank in the top-five in big play receptions over the last three-plus seasons:

20-Plus Yard Reception Leaders - NFL 2022-25

Player	20-Yd Rec	Player	20-Yd Rec
Justin Jefferson, Min.....	85	George Pickens, Dal... 59	
CeeDee Lamb, Dal.....	73	Davante Adams, LAR..	57
Tyreek Hill, Mia.....	70	Mike Evans, TB	56
A.J. Brown, Phi	64	D.J. Moore, Chi	55

★ ON THE LAMB ★

CeeDee Lamb quickly rose to the No. 1 receiver spot for the Dallas Cowboys. Lamb went over 100 receiving yards in each of his first two games in 2025. He now has 23 career 100-yard receiving games, good for third in Cowboys history:

100-Yard Receiving Games - Cowboys History

Player	100-Yd Gms	Player	100-Yd Gms
Michael Irvin	47	Jason Witten	21
Tony Hill.....	26	Drew Pearson	19
CeeDee Lamb.....	23	Dez Bryant.....	18
Bob Hayes.....	22		

Below are all 23 of Lamb's 100-yard performances:

CeeDee Lamb Career 100-Yard Rec Games

Opp, Date	Rec Yds	Opp, Date	Rec Yds
vs. Det, 12/30/23	227	at LAC, 10/16/23	117
at Phi, 11/5/23	191	at Car, 12/15/24	116
vs. LAR, 10/29/23	158	vs. Sea, 11/30/23	116
vs. NYG, 11/12/23	151	vs. NYG, 9/14/25	112
at GB, 11/13/22	150	at Min, 10/31/21	112
at NE, 10/17/21	149	at Phi, 9/4/25	110
at SF, 10/27/24	146	vs. Atl, 9/20/20	106
vs. NYJ, 9/17/23	143	vs. NYG, 11/24/22	106
at Jax, 12/18/22	126	vs. TB, 12/22/24	105
vs. NYG, 10/11/20	124	at TB, 9/9/21	104
vs. Phi, 12/24/22.....	120	at Ten, 12/29/22	100
at Mia, 12/24/23.....	118		

★ CEEDEE'S STREAK ★

Prior to leaving the Chicago game due to injury, CeeDee Lamb tallied four consecutive games with 100-plus receiving yards. Lamb also had a four-game streak of 100-plus receiving yards in 2023. Aside from Lamb, the only other NFL receiver in the last 10 years with multiple four-game 100-yard streaks is Cooper Kupp (2019 and 2021):

CeeDee Lamb Four-Game Streaks of 100-Yard Games

Opp, Date	Rec Yds	Opp, Date	Rec Yds
at Car, 9/8/24	116	at LAC, 10/16/23	117
vs. TB, 12/22/24.....	105	vs. LAR, 10/29/23	158
at Phi, 9/4/25	110	at Phi, 11/5/23	191
vs. NYG, 9/14/25.....	112	vs. NYG, 11/12/23	151

18

CeeDee Lamb has 18 100-yard receiving games since he became Dallas' clear-cut No. 1 receiver in 2022. That is tied for the third-most 100-yard games over that span, trailing only Justin Jefferson (20 games) and Tyreek Hill (19 games).

CEEDEE LAMB NOTES, CONT.

★ LAMB CHOP ★

CeeDee Lamb led all wide receivers in 2023 with 1,862 scrimmage yards. Lamb has 6,949 career scrimmage yards, the 10th-most scrimmage yards by an NFL wide receiver in the first 84 games of a career:

Most Scrimmage Yards in First 84 Career Games NFL Wide Receivers

Player	Yds	Player	Yds
Julio Jones.....	8,071	Torry Holt.....	7,149
Justin Jefferson.....	7,667	Odell Beckham Jr.....	7,104
Jerry Rice.....	7,514	Antonio Brown.....	6,955
Randy Moss.....	7,329	Anquan Boldin.....	6,952
A.J. Green.....	7,160	CeeDee Lamb.....	6,949

Lamb has surpassed 100 scrimmage yards in two of his three contests in 2025. In his career, Lamb has 28 games with 100-plus scrimmage yards, good for second among Cowboys wide receivers all-time:

Games 100-Plus Scrimmage Yards - Cowboys WRs All-Time

Player	Games	Player	Games
Michael Irvin.....	47	Bob Hayes.....	24
CeeDee Lamb.....	28	Drew Pearson.....	18
Tony Hill.....	26	Dez Bryant.....	18

Lamb was the fifth wide receiver in NFL history to record at least 1,000 scrimmage yards in each of his first five seasons, joining Mike Evans, A.J. Green, Justin Jefferson and Randy Moss.

★ RACKING UP YARDS ★

CeeDee Lamb tied for eighth in the NFL with 1,194 receiving yards in 2024. Lamb has reached the 1,000-yard mark in four of his first five seasons in the NFL, the only player in franchise history to do so. He also joined Michael Irvin as the only players in Cowboys history with at least four consecutive 1,000-yard seasons:

Most Consecutive Seasons with 1,000 Receiving Yards Cowboys History

Player	Consec. Seasons
Michael Irvin.....	5 (1991-96)
CeeDee Lamb.....	4 (2021-24)
Dez Bryant.....	3 (2012-14)
Terrell Owens.....	3 (2006-08)

★ SLOT VS. OUT WIDE ★

CeeDee Lamb has been a versatile weapon as he is in his sixth NFL season. Despite having multiple play callers throughout his career, Lamb moves all around the field and finds success both in the slot and out wide.

CeeDee Lamb - Slot vs. Outside 2025

Slot	Outside
Targets: 9	Targets: 15
Receptions: 5	Receptions: 16
Receiving Yards: 42	Receiving Yards: 222
TD: 0	TD: 0

100

CeeDee Lamb had 101 receptions in 2024, his third season with 100-plus catches. Lamb is just the third player in NFL history with 100 receptions in three of his first five seasons, joining Michael Thomas and Brandon Marshall.

★ 10-PIECE ★

CeeDee Lamb reeled in at least 10 receptions seven times in 2023, the most in the NFL and a single-season franchise record. In his career, Lamb has 12 games with 10-plus catches, the most in franchise history:

Games with 10-Plus Receptions - Cowboys History

Player	Games	Player	Games
CeeDee Lamb.....	12	Amari Cooper.....	6
Jason Witten.....	11	Miles Austin.....	5
Michael Irvin.....	7	Dez Bryant.....	4

Lamb did not record 10 receptions in a game until 2022. Since 2022, he leads the NFL in games with 10-or-more receptions:

Games with 10-Plus Receptions - NFL 2022-25

Player	Games	Player	Games
CeeDee Lamb, Dal.....	12	Tyreek Hill, Mia	8
Ja'Marr Chase, Cin.....	11	Amon-Ra St. Brown, Det... 8	
Justin Jefferson, Min.....	9		

Lamb has 12 career contests with 10-or-more catches, tied for the second-most 10-catch games in an NFL player's first 84 career games:

Games with Double-Digit Catches in First 84 Career Games NFL History

Player	Games	Player	Games
Michael Thomas, NO.....	18	Ja'Marr Chase, Cin.....	12
CeeDee Lamb, Dal.....	12	Julio Jones, Atl.....	12
Brandon Marshall, Den ...	12	Christian McCaffrey, Car..	11
Anquan Boldin, Ari.....	12	Cooper Kupp, LAR.....	11

Below are Lamb's 12 career games with 10-plus receptions:

CeeDee Lamb Games with 10-Plus Receptions

Opp/Date	Rec.	Yds
Det, 12/30/23.....	13	227
@SF, 10/27/24.....	13	146
@Was, 1/7/24.....	13	98
LAR, 10/29/23.....	12	158
Sea, 11/30/23.....	12	116
@Phi, 11/5/23.....	11	191
NYG, 11/12/23.....	11	151
NYJ, 9/17/23.....	11	143
@GB, 11/13/22.....	11	150
@Ten, 12/29/22.....	11	100
Phi, 12/24/22.....	10	120
@Was, 11/24/24.....	10	67

★ STARTING OFF HOT ★

Dallas has made an effort to target CeeDee Lamb early in games. Lamb led the NFL in first half receptions (71) and receiving yards (877) in 2024. Since 2023, Lamb has 154 receptions and 2,120 receiving yards in the first half, which both lead the league by a wide margin over the last two-plus seasons:

1st Half Receiving Yard Leaders - NFL 2023-25

Player, Team	1H RecYds	Player, Team	1H RecYds
CeeDee Lamb.....	2,120	Justin Jefferson.....	1,506
Amon-Ra St. Brown.....	1,671	DK Metcalf.....	1,447
Tyreek Hill.....	1,646	Puka Nacua.....	1,437

5

CeeDee Lamb and George Pickens are tied for fourth in the NFL with five contested catches, per PFF. Lamb tied for sixth in the NFL in 2024 with 18 contested catches.

GEORGE PICKENS AND JAKE FERGUSON NOTES



★ PICK YOUR POISON ★

The Dallas Cowboys traded for George Pickens in the weeks following the 2025 NFL Draft, adding a prolific wideout to an explosive offense that features All-Pro wide receiver CeeDee Lamb.

Since 2022, Lamb and Pickens have combined for 7,531 receiving yards, the second-most among NFL wide receiver duos over the past three seasons:

Combined Rec. Yards by WR Duos - NFL 2022-25

Players	Team	Total Rec Yds
Tyreek Hill/Jaylen Waddle	Mia	7,927
CeeDee Lamb/George Pickens	Dal	7,531
A.J. Brown/DeVonta Smith	Phi	7,399

★ BIG PLAY PICKENS ★

Now in his fourth NFL season, George Pickens has established himself as a premier deep-threat receiver. Since he was drafted by Pittsburgh in 2022, Pickens is the only NFL player to record 150 receptions and average at least 16.0 yards-per-catch:

Highest Yards-Per-Catch - NFL 2022-25 min. 150 receptions

Player, Team	Rec	Rec Yds	Rec Avg.
George Pickens, Dal	187	3,007	16.1
Brandon Aiyuk, SF	178	2,731	15.3
A.J. Brown, Phi	273	4,175	15.3
Amari Cooper	194	2,957	15.2
Nico Collins, Hou	199	2,965	14.9

Pickens has also added 15 receptions of at least 25 yards since 2024, fourth in the NFL over the last two seasons and one behind his new running mate in CeeDee Lamb:

Most 25-Plus Yard Receptions - NFL 2024-25

Player	Rec	Player	Rec
Justin Jefferson, Min	20	George Pickens, Dal	15
Ja'Marr Chase, Cin	19	Three others tied	14
CeeDee Lamb, Dal	16		

★ AIR PICKENS ★

Since the start of 2024, George Pickens has caught 15 passes that traveled at least 20 air yards, tied second in the NFL behind only D.K. Metcalf, per *Pro Football Focus*:

Most 20-Plus Air Yard Receptions - NFL 2024-25

Player	Rec	Player	Rec
D.K. Metcalf, Sea/Pit	16	Darnell Mooney, Atl	15
George Pickens, Pit/Dal	15	Alec Pierce, Ind	14
Justin Jefferson, Min	15	Courtland Sutton, Den	14

★ KEEP IT ¹⁰⁰ ★

George Pickens has eight career games with 100-plus receiving yards, listed below:

George Pickens' Career 100-Yard Receiving Games

Opp, Date	Rec.	Rec Yds
vs. Cin, 12/23/23	4	195
at Sea, 12/31/23	7	131
vs. Bal, 10/8/23	6	130
vs. Cle, 9/18/23	4	127
at Ind, 9/29/24	7	113
vs. NYJ, 10/20/24	5	111
@ LAR, 10/22/23	5	107
vs. NYJ, 10/2/22	6	102

★ FERGALICIOUS ★

In his fourth season, Jake Ferguson has quickly become one of Dak Prescott's reliable targets. As a result, Ferguson signed a four-year extension with the Cowboys during training camp, keeping him in Dallas through the 2029 season.

Through three weeks in 2025, Ferguson is second in the NFL - first among tight ends - with 27 receptions:

Receptions Leaders - NFL 2025

Player, Team	Rec	Player	Rec
Puka Nacua, LAR	29	Chris Olave, NO	23
Jake Ferguson, Dal	27	Jaxon Smith-Njigba, Sea	22
Christian McCaffrey, SF	25		

Ferguson's 27 receptions are the most receptions through the first three games of a season in franchise history and tied with Antonio Gates for the most by a tight end in NFL history:

Most Receptions Through Three Games by a Tight End NFL History

Player, Season	Rec	Player	Rec
Jake Ferguson, 2025	27	Darren Waller, 2019	26
Antonio Gates, 2007	27	Ben Coates, 1994	25

In Week 3 at Chicago (9/21), Ferguson reeled in a career-high 13 receptions, tied for the fourth-most catches by a Cowboys tight end in a single game:

Most Receptions in a Game - Cowboys TEs

Player	Opp, Date	Rec
Jason Witten	vs. NYG; 10/28/12	18
Jason Witten	@ DET; 12/9/07	15
Jason Witten	@ NYG; 12/6/09	14
Jake Ferguson	@ CHI; 9/21/25	13
Jason Witten	vs. CHI; 10/1/12	13

Ferguson has the second-most receptions (176) and receiving yards (1,612) by a Cowboys tight end through the first 50 games of a career. Only Jason Witten had more through 50 contests.

TEAM NOTES

★ THIRD DOWN DARLINGS ★

Dallas is off to a good start on third down in 2025 after a 2024 season that saw them rank 23rd in third down offense.

Through three weeks in 2025, the Cowboys rank sixth in the NFL with a 44.4% third down conversion rate:

Third Down Conversion Percentage - NFL 2025

Team	3DAtt	3DConv.	3DPct
Miami	35	19	54.3%
Green Bay.....	40	19	47.5%
LA Chargers.....	41	19	46.3%
Chicago.....	39	18	46.2%
Buffalo.....	40	18	45.0%
Dallas	36	16	44.4%

Below is a breakdown of Dallas' third down conversions by distance in 2025:

Cowboys Third Down Offense in 2025

3rd & Short (<4 Yds)	3rd & Med (4-6 Yds)	3rd & Long (>6 Yds)	3rd & 10+ (10+ Yds)
6-9 (66.7%)	7-9 (77.8%)	3-18 (16.7%)	1-11 (9.1%)
Rank: t-11th	Rank: t-1st	Rank: t-23rd	Rank: 26th

The Cowboys converted 13-of-18 third down chances with six yards-or-less to gain in 2025, a 72.2% conversion rate that is tied for third in the NFL. Only Chicago (75.0%) and Philadelphia (73.7%) have a higher conversion rate from third and six-or-less.

★ NO 3 & OUTS ★

The Cowboys offense has been efficient early in 2025, ranking third in the NFL in yards-per-game (393.7). Dallas is also tied for the fourth-lowest three-and-out percentage in the league:

3 & Out Percentage - NFL 2025

Team	Series	3&O Drives	3&O Pct.
Indianapolis.....	26	1	3.8%
Carolina.....	29	2	6.9%
LA Rams	31	3	9.7%
Dallas	32	4	12.5%
Atlanta.....	32	4	12.5%

★ SOLLY THE RUN STOPPER ★

The Cowboys signed defensive tackle Solomon Thomas in 2025 free agency, a homegrown talent from nearby Coppell, Texas who went third overall to San Francisco in the 2017 NFL Draft.

Thomas has been a valuable piece to Dallas' improved run defense. Through two games in 2025, Thomas leads all NFL defensive tackles with a run stop win rate of 64%, per Next Gen Stats.

Run Stop Win Rate - NFL DTs per NextGenStats

Rk	Player, Team	Wins	Plays	PRWR
1.	Solomon Thomas, Dal	23	36	64%
2.	Poona Ford, LAR	16	31	52%
3.	John Jenkins, Bal	17	33	52%
4.	Jordan Davis, Phi.....	24	49	49%
5.	Osa Odighizuwa, Dal	15	31	48%

3.74

After finishing 30th in run defense in 2024, the Dallas Cowboys rank ninth in rushing yards-per-attempt allowed (3.74). It is also the lowest rushing average allowed by a Cowboys defense through three games since 2018 (3.4).

★ JAVONTE WILLIAMS ★

Javonte Williams was the Cowboys first free agent signing in 2025 and spent the first four years of his career with the Denver Broncos.

Through the first two games in 2025, Williams rushed for three touchdowns, joining Herschel Walker (1986) and Alvin Blount (1987) as the only players to rush for three scores in their first two games with the Cowboys.

In 2025 Williams ranks around the top of the league among running backs in several rushing categories:

Stats	Total	Rank
Rushing Touchdowns	3	T-3rd
Rushing First Downs	14	3rd
Rushing Yards	227	7th
Rushing Attempts	43	T-14th

★ YARDS AFTER CONTACT ★

Dallas' running backs have punished opposing defenses. The Cowboys are averaging 4.41 yards after contact per carry, which leads the NFL.

Team Rushing Yards After Contact Per Carry - NFL 2025

Team	YACo/Att	Team	YACo/Att
Dallas	4.41	Denver	4.09
LA Rams	4.29	Miami	4.04
Cleveland.....	4.11	Indianapolis	3.70

Javonte Williams has displayed his physical and violent running style early in 2025. Among running backs who have at least 30 carries, Williams ranks sixth in the NFL in yards after contact per carry:

Rushing Yards After Contact - NFL 2022

min. 30 carries

Player	YAC/Att	Player	YAC/Att
David Montgomery, Det.....	4.82	Derrick Henry, Bal	3.73
Jonathan Taylor, Ind	4.35	Javonte Williams, Dal	3.72
J.K. Dobbins, Den.....	4.07	Travis Etienne Jr, Jax.....	3.63
James Cook, Buf	3.74	Bijan Robinson, Atl	3.55

★ POUNDING THE ROCK ★

Despite ranking 25th in the NFL with 70 rush attempts, the Cowboys have been efficient running the football. Dallas is averaging 5.36 yards-per-carry, good for second in the NFL in 2025 behind only Washington:

Highest Rushing Average - NFL 2025

Dallas Cowboys 2000-25

Team	Rushes	Rush Yds	Y/A
Washington.....	83	472	5.69
Dallas	70	375	5.36
Baltimore.....	69	368	5.33
Miami	52	269	5.17
Denver	75	387	5.16

Through three games in 2025, Dallas has the 11th-highest rushing average in the NFL with 5.36 yards-per-carry. There have been only three other seasons this century where Dallas averaged more than 5.36 yards-per-carry in the first three games:

Highest Yards-Per-Carry Through Three Games

Cowboys Teams Since 2000

Season	Rush	Rush Yds	Y/A
2009	85	581	6.84
2018	66	398	6.03
2019	98	537	5.48
2025	70	375	5.36

SPECIAL TEAMS NOTES

CAREER STATS (NFL Rank since 2023)

84 Field Goals (1st)

28 50-Yard Field Goals (1st)

337 Kicking Points (1st)



★ BUTTER AUBREY ★

Brandon Aubrey, who spent his collegiate athletic career as a soccer player at Notre Dame, led the NFL in field goals made (36 - franchise record) in his first NFL season. After Aubrey made a game-winning field goal at the LA Chargers in 2023, Dak Prescott called Aubrey "Butter Aubrey" in reference to his historic start and how his kicking motion was "as smooth as butter."

In Week 2 against the N.Y. Giants, Aubrey went four-of-four on field goals, his eighth career game with four-or-more field goals, most in the NFL since he entered the league:

Most Games with At Least Four Field Goals - NFL 2023-25

Player, Season	Games	Player	Games
Brandon Aubrey, Dal.....	8	Cameron Dicker, LAC	5
Wil Lutz, Den	6	Joshua Karty, LAR	5
Daniel Carlson, LV	5		

★ LONG BALL BRANDON ★

Brandon Aubrey has become one of the league's most accurate kickers, especially from deep. Aubrey's 28 makes from long range are tied with Dan Bailey for the most 50-yard makes in Cowboys history:

Most 50-Yard Field Goals Made in a Career - Cowboys History

Player, Season	50+ Yd FG FGM	FGA
Brandon Aubrey, 2023-25	28	31
Dan Bailey, 2011-17	27	40
Brett Maher, 2018-22.....	19	26

Aubrey is 28-of-31 on field goals from 50-plus yards, the most accurate in NFL history from that distance (min. 20 attempts):

Field Goal Percentage From 50+ Yards - NFL History min. 20 attempts

Player, Season	50+ Yd FG FGM	FGA	FG%
Brandon Aubrey, 2023-25	28	31	90.3%
Chris Boswell, 2015-25.....	45	54	83.3%
Chase McLaughlin, 2019-25.....	34	41	82.9%

Against the N.Y. Giants in Week 2, Aubrey nailed a game-tying field goal from 64 yards to send the game to overtime. Aubrey now holds both the second and third-longest field goals in NFL history:

Longest Field Goals - NFL History

Player, Team	Opp, Date	FG Length
Justin Tucker, Bal	@Det, 9/26/21	66
Brandon Aubrey, Dal.....	Bal, 9/22/24	65
Brandon Aubrey, Dal.....	NYG, 9/15/25	64
Matt Prater, Den	Ten, 12/8/13	64

★ POINT PERSON ★

Along with precision, Brandon Aubrey racks up points thanks to touchdowns from all three phases. Aubrey's 157 kicking points led the league in 2023, set a franchise record and were the most points scored in a player's first season in NFL history. In 2024 Aubrey tied for second in the league with 150 points scored, and he is already tied for third with 30 points scored in 2025:

Kicking Points - NFL 2025

Player, Team	Pts	Player, Team	Pts
Spencer Shrader, Ind	43	Brandon Aubrey, Dal.....	30
Joey Slye, Ten	33	Matt Prater, Buf	30

Aubrey has 337 career kicking points, the second-most in a player's first 37 career games in NFL history:

Points Scored in First 37 Career Games - NFL History

Player	FGM	FGA	FG%	PAT	Pts
Harrison Butker, 2017-19	77	87	88.5%	118	349
Brandon Aubrey, 2023-25..	84	93	90.3%	85	337
Wil Lutz, 2016-18	70	82	85.4%	111	321

★ ACCURATE AUBREY ★

Brandon Aubrey has made 84-of-93 career field goal attempts. His 84 made field goals are the most in a player's first 37 career games in NFL history:

Most Field Goals Made In First 37 Career Games - NFL History

Player, Seasons	FGM	FGA
Brandon Aubrey, 2023-25	84	93
Younghoe Koo, 2017-21.....	78	87
Justin Tucker, 2012-14	77	85
Harrison Butker, 2017-19	76	85

Aubrey's 90.3 field goal percentage is the third-highest by an NFL kicker in his first 37 career games, trailing Cameron Dicker (93.4%) and Justin Tucker (90.8%).

50

Brandon Aubrey's 14 made field goals from 50-plus yards in 2024 were the most in a season in NFL history. He is tied for the league lead with four field goals from 50-or-more yards in 2025.

60

Brandon Aubrey has made four career field goals from 60-plus yards, joining Brett Maher as the only two kickers in NFL history to reach that mark.

GW

In Week 2 against the N.Y. Giants, Brandon Aubrey became the first player in NFL history to convert a game-tying field goal with no time remaining in the fourth quarter and a game-winning field goal with no time remaining in overtime in the same game.



ROSTERS AND DEPTH CHART

2025 DALLAS COWBOYS UNOFFICIAL DEPTH CHART

(As of September 23, 2025)

OFFENSE

WR	88 CeeDee Lamb		
LT	60 Tyler Guyton	71 Nate Thomas	
LG	73 Tyler Smith	66 T.J. Bass	
C	67 Brock Hoffman	76 Trevor Keegan	
RG	<u>52 Tyler Booker</u>	66 T.J. Bass	
RT	78 Terence Steele	75 Hakeem Adeniji	<u>69 Ajani Cornelius</u>
TE	87 Jake Ferguson	86 Luke Schoonmaker	89 Brevyn Spann-Ford
WR	1 Jalen Tolbert	-or- 9 KaVontae Turpin	
WR	3 George Pickens	19 Ryan Flournoy	
QB	4 Dak Prescott	10 Joe Milton	
RB	33 Javonte Williams	24 Miles Sanders	<u>23 Jaydon Blue</u>
FB	40 Hunter Luepke		

DEFENSE

DE	54 Sam Williams	94 Marshawn Kneeland	53 James Houston
DT	95 Kenny Clark	58 Mazi Smith	<u>93 Jay Toia</u>
DT	97 Osa Odighizuwa	90 Solomon Thomas	
DE	13 Dante Fowler	42 Jadeveon Clowney	<u>41 Donovan Ezeiruaku</u>
LB	18 Damone Clark	-or- 35 Marist Liufau	
LB	57 Jack Sanborn		
LB	59 Kenneth Murray	<u>50 Shemar James</u>	
CB	20 Kaiir Elam	<u>25 Trikweze Bridges</u>	
NCB	26 DaRon Bland	27 Reddy Steward	
CB	7 Trevon Diggs	29 C.J. Goodwin	
S	6 Donovan Wilson	2 Juanyeh Thomas	
S	28 Malik Hooker	14 Markquese Bell	

SPECIALISTS

K	17 Brandon Aubrey		
P	5 Bryan Anger		
LS	44 Trent Sieg		
H	5 Bryan Anger		
KOR	9 KaVontae Turpin	2 Juanyeh Thomas	<u>23 Jaydon Blue</u>
PR	9 KaVontae Turpin	1 Jalen Tolbert	

PRONUNCIATION GUIDE

Hakeem Adeniji	hah-KEEM uh-DEN-ih-jee	Shemar James	shuh-MAR
Markquese Bell	mar-KEESE	Marist Liufau	MARE-ist LEE-oo-FOW
DaRon Bland	duh-RON	Hunter Luepke	LIP-key
Jaydon Blue	JAY-din	Osa Odighizuwa	OH oh-DIGGY-zoowa
Trikweze Bridges	TRY-kwez	Luke Schoonmaker	SKOON-maker
Damone Clark	duh-MONE	Trent Sieg	SIG
Jadeveon Clowney	juh-DAY-vee-uhn	Mazi Smith	MAH-zee
Trevon Diggs	TRAY-von	Juanyeh Thomas	ONE-yay
Kaiir Elam	kai-EAR EE-lum	Jay Toia	TOE-eeyah
Donovan Ezeiruaku	ezz-AH-rah-koo	KaVontae Turpin	kuh-VON-tay
Ryan Flournoy	fla-NOY	Javonte Williams	JUH-von-TAY

COACHING STAFF

HEAD COACH: Brian Schottenheimer

ASSISTANTS: Junior Adams (Wide Receivers), Klayton Adams (Offensive Coordinator), Bryan Bing (Assistant Defensive Line), Dave Borngren (Linebackers), Ramon Chinyoung (Assistant Offensive Line/Quality Control), JJ Clark (Defensive Assistant/Quality Control), Andre Curtis (Defensive Pass Game Coordinator/Safeties), Ken Dorsey (Senior Advisor/Offense), Matt Eberflus (Defensive Coordinator), Ryan Feder (Game Management Coordinator), Derrick Foster (Running Backs), Dele Harding (Quarterbacks Fellowship), Harold Nash (Strength and Conditioning Coordinator), David Overstreet II (Secondary/Corners), Carlos Polk (Assistant Special Teams), Conor Riley (Offensive Line), Steve Shimko (Quarterbacks), Tanzel Smart (Defensive Assistant/Quality Control), Cedric Smith (Assistant Strength and Conditioning), Kendall Smith (Assistant Strength and Conditioning), Nick Sorensen (Special Teams Coordinator), Darian Thompson (Secondary/Nickel Backs), Tiquan Underwood (Asst. Wide Receivers/Quality Control), Lunda Wells (Tight Ends), Aaron Whitecotton (Defensive Line).

2025 DALLAS COWBOYS ALPHABETICAL ROSTER

NO.	NAME	POS	HT	WT	DOB	EXP	COLLEGE	HOMETOWN
ACTIVE								
75	Adeniji, Hakeem	T	6-4	315	12/8/1997	6	Kansas	Garland, Texas
5	Anger, Bryan	P	6-3	214	10/6/1988	14	California	Camarillo, Calif.
17	Aubrey, Brandon	K	6-3	218	3/14/1995	3	Notre Dame	St. Louis, Mo.
66	Bass, T.J.	G	6-4	320	3/31/1999	3	Oregon	Deming, Wash.
14	Bell, Markquese	S	6-2	215	12/31/1999	4	Florida A&M	Bridgeton, N.J.
26	Bland, DaRon	CB	6-2	202	7/12/1999	4	Fresno State	Modesto, Calif.
23	Blue, Jaydon	RB	5-9	198	1/8/2004	R	Texas	Houston, Texas
52	Booker, Tyler	G	6-5	330	4/12/2004	R	Alabama	New Haven, CT
25	Bridges, Trikweze	CB	6-2	200	9/20/2000	R	Florida	Lanett, Ala.
18	Clark, Damone	LB	6-2	245	6/28/2000	4	Louisiana State	Baton Rouge, La.
95	Clark, Kenny	DT	6-3	314	10/4/1995	10	UCLA	Rialto, Calif.
42	Clowney, Jadeveon	DE	6-5	255	2/14/1993	12	South Carolina	Rock Hill, S.C.
69	Cornelius, Ajani	T	6-5	318	5/21/2002	R	Oregon	Harlem, N.Y.
7	Diggs, Trevon	CB	6-1	204	9/20/1998	6	Alabama	Gaithersburg, Md.
20	Elam, Kaiir	CB	6-1	202	5/5/2001	4	Florida	Riviera Beach, FL
41	Ezeiruaku, Donovan	DE	6-2	255	5/25/2003	R	Boston College	Philadelphia, Pa.
87	Ferguson, Jake	TE	6-5	250	1/18/1999	4	Wisconsin	Madison, Wisc.
19	Flournoy, Ryan	WR	6-1	205	10/27/1999	2	Southeast Missouri State	Hazelcrest, Ill.
13	Fowler, Dante	DE	6-3	255	8/3/1994	11	Florida	St. Petersburg, Fla.
29	Goodwin, C.J.	CB	6-3	195	2/4/1990	10	California (PA)	Wheeling, W.V.
60	Guyton, Tyler	T	6-7	325	6/11/2002	2	Oklahoma	Austin, TX
67	Hoffman, Brock	G/C	6-4	318	7/2/1999	3	Virginia Tech	Statesville, N.C.
28	Hooker, Malik	S	6-1	215	4/2/1996	9	Ohio State	New Castle, Pa.
53	Houston, James	DE	6-1	248	11/16/1998	4	Jackson State	Fort Lauderdale, Fla.
50	James, Shemar	LB	6-1	235	6/24/2004	R	Florida	Mobile, Ala.
76	Keegan, Trevor	G	6-6	320	8/30/2000	2	Michigan	Crystal Lake, Ill.
94	Kneeland, Marshawn	DE	6-3	275	7/8/2001	2	Western Michigan	Grand Rapids, Mich.
88	Lamb, CeeDee	WR	6-2	198	4/8/1999	6	Oklahoma	Richmond, Texas
35	Liufau, Marist	LB	6-2	238	2/9/2001	2	Notre Dame	Kalihi, Hawaii
40	Luepke, Hunter	FB	6-1	250	2/28/2000	3	North Dakota State	Spencer, Wisc.
10	Milton, Joe	QB	6-5	236	3/6/2000	2	Tennessee	Orlando, Fla.
59	Murray, Kenneth	LB	6-2	245	11/16/1998	6	Oklahoma	Missouri City, Texas
97	Odighizuwa, Osa	DT	6-2	285	8/13/1998	5	UCLA	Dayton, Ohio
3	Pickens, George	WR	6-3	200	3/4/2001	4	Georgia	Hoover, AL
4	Prescott, Dak	QB	6-2	230	7/29/1993	10	Mississippi State	Haughton, La.
57	Sanborn, Jack	LB	6-2	235	7/29/2000	4	Wisconsin	Deer Park, Ill.
24	Sanders, Miles	RB	5-11	210	5/1/1997	7	Penn State	Pittsburgh, Pa.
86	Schoonmaker, Luke	TE	6-5	250	9/28/1998	3	Michigan	Hamden, Conn.
44	Sieg, Trent	LS	6-3	255	5/19/1995	8	Colorado State	Eaton, Colo.
58	Smith, Mazi	DT	6-3	315	6/16/2001	3	Michigan	Grand Rapids, Mich.
73	Smith, Tyler	G	6-5	328	4/3/2001	4	Tulsa	Fort Worth, Texas
89	Spann-Ford, Brevyn	TE	6-6	265	12/27/1999	2	Minnesota	St. Cloud, Minn.
78	Steele, Terence	T	6-6	320	6/4/1997	6	Texas Tech	Cibola, Texas
27	Steward, Reddy	CB	5-11	178	5/4/2001	1	Troy	Decatur, Ala.
2	Thomas, Juanyeh	S	6-1	215	6/24/2000	3	Georgia Tech	Niceville, Fla.
71	Thomas, Nate	T	6-5	330	8/22/2001	2	Louisiana	New Orleans, La.
90	Thomas, Solomon	DT	6-3	285	8/26/1995	9	Stanford	Coppell, TX
93	Toia, Jay	DT	6-2	340	7/16/2003	R	UCLA	Inglewood, Calif.
1	Tolbert, Jalen	WR	6-1	195	2/27/1999	4	South Alabama	Mobile, Ala.
9	Turpin, KaVontae	WR	5-7	158	8/2/1996	4	TCU	Monroe, La.
33	Williams, Javonte	RB	5-10	222	4/25/2000	5	North Carolina	Wallace, N.C.
54	Williams, Sam	DE	6-4	260	3/31/1999	4	Mississippi	Montgomery, Ala.
6	Wilson, Donovan	S	6-0	215	2/21/1995	7	Texas A&M	Shreveport, La.
PRACTICE SQUAD								
55	Barron, Justin	LB	6-4	235	10/25/2001	R	Syracuse	Rocky Hill, CT
83	Brooks, Jalen	WR	6-1	203	5/7/2000	3	South Carolina	Harrisburg, N.C.
51	Brown, Earnest	DT	6-5	308	1/8/1999	4	Northwestern	Aubrey, Texas
48	Childress, Zion	CB	5-11	203	1/21/2002	R	Kentucky	Houston, Texas
79	Christian, Geron	T	6-5	315	9/10/1996	8	Louisville	Ocala, Fla.
38	Clark, Alijah	S	6-1	200	7/11/2003	R	Syracuse	Camden, N.J.
16	Cropper, Jalen	WR	5-11	180	5/3/2001	1	Fresno State	Parlier, Calif.
21	Davis, Malik	RB	5-10	205	11/26/1998	2	Florida	Tampa, Fla.
84	Fairweather, Rivaldo	TE	6-3	249	7/19/2002	R	Auburn	Lauderhill, Fla.,
85	Fant, Princeton	TE	6-2	245	3/11/1999	2	Tennessee	Nashville, Tenn.
62	French, Wesley	C	6-4	307	11/30/1996	4	Western Michigan	Benton Harbor, MI
15	Grier, Will	QB	6-1	212	4/3/1995	5	West Virginia	Charlotte, N.C.
80	Holden, Traeshon	WR	6-2	208	9/12/2001	R	Oregon	Kissimmee, Fla.
32	Johnson, Buddy	LB	6-2	240	2/27/1999	3	Texas A&M	Dallas, TX
91	Land, Isaiah	DE	6-3	245	2/5/2000	3	Florida A&M	Buffalo, N.Y.
92	Odeleye, Adedayo	DE	6-5	283	10/17/1997	1	Loughborough (UK)	Kent, UK
30	Rochell, Robert	CB	6-0	193	4/26/1998	5	Central Arkansas	Shreveport, La.
RESERVE/PUP								
31	Butler, Josh	CB	6-0	192	11/25/1996	2	Michigan State	Mesquite, Texas
0	Overshown, DeMarvion	LB	6-3	230	8/13/2000	3	Texas	Arp, Texas
RESERVE/NON-FOOTBALL INJURY								
34	Revel, Shavon	CB	6-2	198	4/8/2001	R	East Carolina	Winston-Salem, N.C.
RESERVE/INJURED								
56	Beebe, Cooper	C	6-3	320	5/19/2001	2	Kansas State	Kansas City, Kansas
21	Carson, Caelen	CB	6-0	198	3/3/2002	2	Wake Forest	Waldorf, Maryland
65	Jones, Rob	G	6-4	320	1/28/1999	5	Middle Tennessee State	Chicago, Ill.
37	Mafah, Phil	RB	6-1	232	10/24/2002	R	Clemson	Loganville, Ga.
81	Mingo, Jonathan	WR	6-2	225	4/20/2001	3	Mississippi	Brandon, Miss.
98	Turner, Payton	DE	6-6	275	1/7/1999	5	Houston	Houston, Texas
99	Winfrey, Perrion	DT	6-4	290	8/15/2000	2	Oklahoma	Maywood, Ill.

2025 DALLAS COWBOYS NUMERICAL ROSTER

NO.	NAME	POS	HT	WT	AGE	EXP	COLLEGE	HOW ACQ
ACTIVE								
1	Jalen Tolbert	WR	6-1	195	26	4	South Alabama	D3-'22
2	Juanyeh Thomas	S	6-1	215	25	3	Georgia Tech	UDFA-'22
3	George Pickens	WR	6-3	200	24	4	Georgia	T(Pit)-'25
4	Dak Prescott	QB	6-2	230	32	10	Mississippi State	D4b-'16
5	Bryan Anger	P	6-3	214	36	14	California	FA-'21
6	Donovan Wilson	S	6-0	215	30	7	Texas A&M	D6-'19
7	Trevon Diggs	CB	6-1	204	27	6	Alabama	D2-'20
9	KaVontae Turpin	WR	5-7	158	29	4	TCU	UDFA-'22
10	Joe Milton	QB	6-5	236	25	2	Tennessee	T(NE)-'25
13	Dante Fowler	DE	6-3	255	31	11	Florida	UFA(Was)-'25
14	Markquese Bell	S	6-2	215	25	4	Florida A&M	UDFA-'22
17	Brandon Aubrey	K	6-3	218	30	3	Notre Dame	FA-'23
18	Damone Clark	LB	6-2	245	25	4	Louisiana State	D5c-'22
19	Ryan Flournoy	WR	6-1	205	25	2	Southeast Missouri State	D6-'24
20	Kaiir Elam	CB	6-1	202	24	4	Florida	T(Buf)-'25
23	Jaydon Blue	RB	5-9	198	21	R	Texas	D5a-'25
24	Miles Sanders	RB	5-11	210	28	7	Penn State	FA-'25
25	Trikweze Bridges	CB	6-2	200	25	R	Florida	W(LAC)-'25
26	DaRon Bland	CB	6-2	202	26	4	Fresno State	D5b-'22
27	Reddy Steward	CB	5-11	178	24	1	Troy	W(Min)-'25
28	Malik Hooker	S	6-1	215	29	9	Ohio State	FA-'21
29	C.J. Goodwin	CB	6-3	195	35	10	California (PA)	PS(Cin)-'18
33	Javonte Williams	RB	5-10	222	25	5	North Carolina	UFA(Den)-'25
35	Marist Liufau	LB	6-2	238	24	2	Notre Dame	D3b-'24
40	Hunter Luepke	FB	6-1	250	25	3	North Dakota State	UDFA-'23
41	Donovan Ezeiruaku	DE	6-2	255	22	R	Boston College	D2-'25
42	Jadeveon Clowney	DE	6-5	255	32	12	South Carolina	FA-'25
44	Trent Sieg	LS	6-3	255	30	8	Colorado State	FA-'23
50	Shemar James	LB	6-1	235	21	R	Florida	D5b-'25
52	Tyler Booker	G	6-5	330	21	R	Alabama	D1-'25
53	James Houston	DE	6-1	248	26	4	Jackson State	FA-'25
54	Sam Williams	DE	6-4	260	26	4	Mississippi	D2-'22
57	Jack Sanborn	LB	6-2	235	25	4	Wisconsin	RFA-'25(Chi)
58	Mazi Smith	DT	6-3	315	24	3	Michigan	D1-'23
59	Kenneth Murray	LB	6-2	245	26	6	Oklahoma	T(Ten)-'25
60	Tyler Guyton	T	6-7	325	23	2	Oklahoma	D1-'24
66	T.J. Bass	G	6-4	320	26	3	Oregon	UDFA-'23
67	Brock Hoffman	G/C	6-4	318	26	3	Virginia Tech	FA-'22
69	Ajani Cornelius	T	6-5	318	23	R	Oregon	D6-'25
71	Nate Thomas	T	6-5	330	24	2	Louisiana	D7a-'24
73	Tyler Smith	G	6-5	328	24	4	Tulsa	D1-'22
75	Hakeem Adeniji	T	6-4	315	27	6	Kansas	UFA(Cle)-'25
76	Trevor Keegan	G	6-6	320	25	2	Michigan	W(Phi)-'25
78	Terence Steele	T	6-6	320	28	6	Texas Tech	UDFA-'20
86	Luke Schoonmaker	TE	6-5	250	26	3	Michigan	D2-'23
87	Jake Ferguson	TE	6-5	250	26	4	Wisconsin	D4-'22
88	CeeDee Lamb	WR	6-2	198	26	6	Oklahoma	D1-20
89	Brevyn Spann-Ford	TE	6-6	265	25	2	Minnesota	UDFA-'24
90	Solomon Thomas	DT	6-3	285	30	9	Stanford	UFA(NYJ)-'25
93	Jay Toia	DT	6-2	340	22	R	UCLA	D7a-'25
94	Marshawn Kneeland	DE	6-3	275	24	2	Western Michigan	D2-'24
95	Kenny Clark	DT	6-3	314	29	10	UCLA	T(GB)-'25
97	Osa Odighizuwa	DT	6-2	285	27	5	UCLA	D3a-'21
PRACTICE SQUAD								
15	Will Grier	QB	6-1	212	30	5	West Virginia	FA-'24
16	Jalen Cropper	WR	5-11	180	24	1	Fresno State	UDFA-'23
21	Malik Davis	RB	5-10	205	26	2	Florida	FA-'25
30	Robert Rochell	CB	6-0	193	27	5	Central Arkansas	FA-'25
32	Buddy Johnson	LB	6-2	240	26	3	Texas A&M	FA-'23
38	Alijah Clark	S	6-1	200	22	R	Syracuse	UDFA-'25
48	Zion Childress	CB	5-11	203	23	R	Kentucky	UDFA-'25
51	Earnest Brown	DT	6-5	308	26	4	Northwestern	FA-'24
55	Justin Barron	LB	6-4	235	23	R	Syracuse	UDFA-'25
62	Wesley French	C	6-4	307	28	4	Western Michigan	FA-'25
79	Geron Christian	T	6-5	315	29	8	Louisville	FA-'25
80	Traeshon Holden	WR	6-2	208	24	R	Oregon	UDFA-'25
83	Jalen Brooks	WR	6-1	203	25	3	South Carolina	D7-'23
84	Rivaldo Fairweather	TE	6-3	249	23	R	Auburn	UDFA-'25
85	Princeton Fant	TE	6-2	245	26	2	Tennessee	UDFA-'23
91	Isaiah Land	DE	6-3	245	25	3	Florida A&M	FA-'25
92	Adedayo Odeleye	DE	6-5	283	27	1	Loughborough (UK)	FA-'25
RESERVE/PUP								
0	DeMarvion Overshown	LB	6-3	230	25	3	Texas	D3-'23
31	Josh Butler	CB	6-0	192	28	2	Michigan State	FA-'23
RESERVE/NON-FOOTBALL INJURY								
34	Shavon Revel	CB	6-2	198	24	R	East Carolina	D3-'25
RESERVE/INJURED								
21	Caelen Carson	CB	6-0	198	23	2	Wake Forest	D5-'24
37	Phil Mafah	RB	6-1	232	22	R	Clemson	D7b-'25
56	Cooper Beebe	C	6-3	320	24	2	Kansas State	D3a-'24
65	Rob Jones	G	6-4	320	26	5	Middle Tennessee State	UFA(Mia)-'25
81	Jonathan Mingo	WR	6-2	225	24	3	Mississippi	T(Car)-'24
98	Payton Turner	DE	6-6	275	26	5	Houston	UFA(NO)-'25
99	Perrion Winfrey	DT	6-4	290	25	2	Oklahoma	FA-'25

2025 DALLAS COWBOYS POSITIONAL ROSTER

NO.	NAME	POS.	HT.	WT.	AGE	EXP.	COLLEGE	HOW ACQ.
QUARTERBACKS (2)								
4	Dak Prescott	QB	6-2	230	32	10	Mississippi State	D4b-'16
10	Joe Milton	QB	6-5	236	25	2	Tennessee	T(NE)-'25
RUNNING BACKS (4)								
23	Jaydon Blue	RB	5-9	198	21	R	Texas	D5a-'25
24	Miles Sanders	RB	5-11	210	28	7	Penn State	FA-'25
33	Javonte Williams	RB	5-10	222	25	5	North Carolina	UFA(Den)-'25
40	Hunter Luepke	FB	6-1	250	25	3	North Dakota State	UDFA-'23
WIDE RECEIVERS (5)								
1	Jalen Tolbert	WR	6-1	195	26	4	South Alabama	D3-'22
3	George Pickens	WR	6-3	200	24	4	Georgia	T(Pit)-'25
9	KaVontae Turpin	WR	5-7	158	29	4	TCU	UDFA-'22
19	Ryan Flournoy	WR	6-1	205	25	2	Southeast Missouri State	D6-'24
88	CeeDee Lamb	WR	6-2	198	26	6	Oklahoma	D1-20
TIGHT ENDS (3)								
86	Luke Schoonmaker	TE	6-5	250	26	3	Michigan	D2-'23
87	Jake Ferguson	TE	6-5	250	26	4	Wisconsin	D4-'22
89	Brevyn Spann-Ford	TE	6-6	265	25	2	Minnesota	UDFA-'24
OFFENSIVE LINE (10)								
52	Tyler Booker	G	6-5	330	21	R	Alabama	D1-'25
60	Tyler Guyton	T	6-7	325	23	2	Oklahoma	D1-'24
66	T.J. Bass	G	6-4	320	26	3	Oregon	UDFA-'23
67	Brock Hoffman	G/C	6-4	318	26	3	Virginia Tech	FA-'22
69	Ajani Cornelius	T	6-5	318	23	R	Oregon	D6-'25
71	Nate Thomas	T	6-5	330	24	2	Louisiana	D7a-'24
73	Tyler Smith	G	6-5	328	24	4	Tulsa	D1-'22
75	Hakeem Adeniji	T	6-4	315	27	6	Kansas	UFA(Cle)-'25
76	Trevor Keegan	G	6-6	320	25	2	Michigan	W(Phi)-'25
78	Terence Steele	T	6-6	320	28	6	Texas Tech	UDFA-'20
DEFENSIVE LINE (11)								
13	Dante Fowler	DE	6-3	255	31	11	Florida	UFA(Was)-'25
41	Donovan Ezeiruaku	DE	6-2	255	22	R	Boston College	D2-'25
42	Jadeveon Clowney	DE	6-5	255	32	12	South Carolina	FA-'25
53	James Houston	DE	6-1	248	26	4	Jackson State	FA-'25
54	Sam Williams	DE	6-4	260	26	4	Mississippi	D2-'22
58	Mazi Smith	DT	6-3	315	24	3	Michigan	D1-'23
90	Solomon Thomas	DT	6-3	285	30	9	Stanford	UFA(NYJ)-'25
93	Jay Toia	DT	6-2	340	22	R	UCLA	D7a-'25
94	Marshawn Kneeland	DE	6-3	275	24	2	Western Michigan	D2-'24
95	Kenny Clark	DT	6-3	314	29	10	UCLA	T(GB)-'25
97	Osa Odighizuwa	DT	6-2	285	27	5	UCLA	D3a-'21
LINEBACKERS (5)								
18	Damone Clark	LB	6-2	245	25	4	Louisiana State	D5c-'22
35	Marist Liufau	LB	6-2	238	24	2	Notre Dame	D3b-'24
50	Shemar James	LB	6-1	235	21	R	Florida	D5b-'25
57	Jack Sanborn	LB	6-2	235	25	4	Wisconsin	RFA-'25(Chi)
59	Kenneth Murray	LB	6-2	245	26	6	Oklahoma	T(Ten)-'25
DEFENSIVE BACKS (10)								
2	Juanyeh Thomas	S	6-1	215	25	3	Georgia Tech	UDFA-'22
6	Donovan Wilson	S	6-0	215	30	7	Texas A&M	D6-'19
7	Trevon Diggs	CB	6-1	204	27	6	Alabama	D2-'20
14	Markquese Bell	S	6-2	215	25	4	Florida A&M	UDFA-'22
20	Kairi Elam	CB	6-1	202	24	4	Florida	T(Buf)-'25
25	Trikweze Bridges	CB	6-2	200	25	R	Florida	W(LAC)-'25
26	DaRon Bland	CB	6-2	202	26	4	Fresno State	D5b-'22
27	Reddy Steward	CB	5-11	178	24	1	Troy	W(Min)-'25
28	Malik Hooker	S	6-1	215	29	9	Ohio State	FA-'21
29	C.J. Goodwin	CB	6-3	195	35	10	California (PA)	PS(Cin)-'18
SPECIALISTS (3)								
5	Bryan Anger	P	6-3	214	36	14	California	FA-'21
17	Brandon Aubrey	K	6-3	218	30	3	Notre Dame	FA-'23
44	Trent Sieg	LS	6-3	255	30	8	Colorado State	FA-'23

HOW THE COWBOYS WERE BUILT/CONTRACT STATUS

YEAR	DRAFT PICKS (29)	FREE AGENTS (17)	COLLEGE FREE AGENTS (7)	TRADES/WAIVERS (8)	PRACTICE SQUAD (1)
2016	D. Prescott (4th)				
2018					C. Goodwin (PS Cin -'18)
2019	D. Wilson (6th)				
2020	C. Lamb (1st) T. Diggs (2nd)		T. Steele (UDFA-'20)		
2021	O. Odighizuwa (3rd-a)	B. Anger (FA-'21) M. Hooker (FA-'21)			
2022	T. Smith (1st) S. Williams (2nd) J. Tolbert (3rd) J. Ferguson (4th) D. Bland (5th) D. Clark (5th)	B. Hoffman (FA-'22)	M. Bell (UDFA-'22) J. Thomas (UDFA-'22) K. Turpin (UDFA-'22)		
2023	M. Smith (1st) L. Schoonmaker (2nd) D. Overshown (3rd) Ⓢ	B. Aubrey (FA-'23) J. Butler (FA-'23) Ⓢ T. Sieg (FA-'23)	T. Bass (UDFA-'23) H. Luepke (UDFA-'23)		
2024	T. Guyton (1st) M. Kneeland (2nd) C. Beebe (3rd-a) * M. Liufau (3rd-b) C. Carson (5th) * R. Flournoy (6th) N. Thomas (7th-a)		B. Spann-Ford (UDFA-'24)	J. Mingo (T Car -'24) *	
2025	T. Booker (1st) D. Ezeiruaku (2nd) S. Revel (3rd) Ⓢ J. Blue (5th-a) S. James (5th-b) A. Cornelius (6th) J. Toia (7th-a) P. Mafah (7th-b) *	H. Adeniji (UFA Cle -'25) J. Clowney (FA-'25) D. Fowler (UFA Was -'25) J. Houston (FA-'25) R. Jones (UFA Mia -'25) * J. Sanborn (RFA-'25 Chi) M. Sanders (FA-'25) S. Thomas (UFA NYJ -'25) P. Turner (UFA NO -'25) * J. Williams (UFA Den -'25) P. Winfrey (FA-'25) *		T. Bridges (W LAC -'25) K. Clark (T GB -'25) K. Elam (T Buf -'25) J. Milton (T NE -'25) K. Murray (T Ten -'25) G. Pickens (T Pit -'25) R. Steward (W Min -'25)	

Key: **Ⓢ** Reserve/PUP, * Reserve/Injured, **Ⓢ** Reserve/Non-Football Injury

CONTRACT STATUS					
PLAYER	SIGNED THROUGH	PLAYER	SIGNED THROUGH	PLAYER	SIGNED THROUGH
Hakeem Adeniji	2025	Dante Fowler	2025	Shavon Revel Ⓢ	2028
Bryan Anger	2026	C.J. Goodwin	2025	Jack Sanborn	2025
Brandon Aubrey	2025	Tyler Guyton	2027	Miles Sanders	2025
T.J. Bass	2025	Brock Hoffman	2025	Luke Schoonmaker	2026
Cooper Beebe *	2027	Malik Hooker	2026	Trent Sieg	2027
Markquese Bell	2027	James Houston	2025	Mazi Smith	2026
DaRon Bland	2029	Shemar James	2028	Tyler Smith	2030
Jaydon Blue	2028	Rob Jones *	2025	Brevyn Spann-Ford	2026
Tyler Booker	2028	Trevor Keegan	2027	Terence Steele	2028
Trikweze Bridges	2025	Marshawn Kneeland	2027	Reddy Steward	2025
Josh Butler Ⓢ	2025	CeeDee Lamb	2028	Juanyeh Thomas	2025
Caelen Carson *	2027	Marist Liufau	2027	Nate Thomas	2027
Damone Clark	2025	Hunter Luepke	2027	Solomon Thomas	2026
Kenny Clark	2027	Phil Mafah *	2028	Jay Toia	2028
Jadeveon Clowney	2025	Joe Milton	2027	Jalen Tolbert	2025
Ajani Cornelius	2028	Jonathan Mingo *	2026	Payton Turner *	2025
Trevon Diggs	2028	Kenneth Murray	2025	KaVontae Turpin	2027
Kaiir Elam	2025	Osa Odighizuwa	2028	Javonte Williams	2025
Donovan Ezeiruaku	2028	DeMarvion Overshown Ⓢ	2026	Sam Williams	2025
Jake Ferguson	2029	George Pickens	2025	Donovan Wilson	2025
Ryan Flournoy	2027	Dak Prescott	2028	Perrion Winfrey *	2026

2025 DALLAS COWBOYS CONTRACT ANALYSIS

OFFENSE		2025	2026	2027	2028	2029	2030	2031
QB	Milton, Joe				UFA			
	Prescott, Dak					UFA		
	Blue, Jaydon					UFA		
RB	Luepke, Hunter				UFA			
	Mafah, Phil (IR-DFR)*					UFA		
	Sanders, Miles		UFA					
	Williams, Javonte		UFA					
WR	Flournoy, Ryan			RFA	UFA			
	Lamb, CeeDee					UFA		
	Mingo, Jonathan (IR-DFR)*			UFA				
	Pickens, George		UFA					
	Tolbert, Jalen		UFA					
	Turpin, KaVontae				UFA			
TE	Ferguson, Jake						UFA	
	Schoonmaker, Luke			UFA				
	Spann-Ford, Brevyn			RFA	UFA			
OL	Adeniji, Hakeem		UFA					
	Bass, T.J.		RFA	UFA				
	Beebe, Cooper (IR-DFR)*				UFA			
	Booker, Tyler					OPTION	UFA	
	Cornelius, Ajani					UFA		
	Guyton, Tyler				OPTION	UFA		
	Hoffman, Brock		RFA	UFA				
	Jones, Rob (IR)*		UFA					
	Keegan, Trevor				UFA			
	Smith, Tyler							UFA
	Steele, Terence					UFA		
	Thomas, Nate				UFA			

DEFENSE		2025	2026	2027	2028	2029	2030	2031
DL	Clark, Kenny				UFA			
	Clowney, Jadeveon		UFA					
	Ezeiruaku, Donovan					UFA		
	Fowler, Dante		UFA					
	Houston, James			UFA				
	Kneeland, Marshawn				UFA			
	Odighizuwa, Osa					UFA		
	Smith, Mazi			OPTION	UFA			
	Thomas, Solomon			UFA				
	Toia, Jay					UFA		
	Turner, Payton (IR-DFR)*		UFA					
	Williams, Sam		UFA					
	Winfrey, Perrion (IR-DFR)*			RFA	UFA			
LB	Clark, Damone		UFA					
	James, Shemar					UFA		
	Liufau, Marist				UFA			
	Murray, Kenneth		UFA					
	Overshown, DeMarvion (PUP)#			UFA				
	Sanborn, Jack		UFA					
DB	Bell, Markquese				UFA			
	Bland, DaRon						UFA	
	Bridges, Trikweze					UFA		
	Butler, Josh (PUP)#		ERFA	RFA	UFA			
	Carson, Caelen (IR-DFR)*				UFA			
	Diggs, Trevon					UFA		
	Elam, Kaiir		UFA					
	Goodwin, C.J.		UFA					
	Hooker, Malik			UFA				
	Revel, Shavon (NF)#					UFA		
	Steward, Reddy		ERFA	ERFA	RFA	UFA		
	Thomas, Juanyeh		RFA	UFA				
	Wilson, Donovan		UFA					

SPECIAL TEAMS		2025	2026	2027	2028	2029	2030	2031
ST	Anger, Bryan			UFA				
	Aubrey, Brandon		RFA	UFA				
	Sieg, Trent				UFA			

	Player is under contract for season
	Player will be an exclusive rights free agent
	Player will be an unrestricted free agent
	Player will be a restricted free agent
	Player has a club option available

*-Reserve/Injured #Reserve/PUP or NF# &-Reserve/Suspended %-Reserve/Future

WHEN BUILT AND WHEN THEY GOT TO THE COWBOYS

1st Round (13)

[1] Jadeveon Clowney (2014-HOU)
 [3] Dante Fowler (2015-JAX)
 [27] Kenny Clark (2016-GB)
 [3] Solomon Thomas (2017-SF)
 [15] Malik Hooker (2017-IND)
 [17] CeeDee Lamb (2020)
 [23] Kenneth Murray (2020-LAC)
 [28] Payton Turner (2021-NO)*
 [23] Kaiir Elam (2022-BUF)
 [24] Tyler Smith (2022)
 [26] Mazi Smith (2023)
 [29] Tyler Guyton (2024)
 [12] Tyler Booker (2025)

2nd Round (9)

[53] Miles Sanders (2019-PHI)
 [51] Trevon Diggs (2020)
 [35] Javonte Williams (2021-DEN)
 [52] George Pickens (2022-PIT)
 [56] Sam Williams (2022)
 [39] Jonathan Mingo (2023-CAR)*
 [58] Luke Schoonmaker (2023)
 [56] Marshawn Kneeland (2024)
 [44] Donovan Ezeiruaku (2025)

3rd Round (7)

[70] Bryan Anger (2012-JAX)
 [75] Osa Odighizuwa (2021)
 [88] Jalen Tolbert (2022)
 [90] DeMarvion Overshown (2023)Ω
 [73] Cooper Beebe (2024)*
 [87] Marist Liufau (2024)
 [76] Shavon Revel (2025)δ

4th Round (2)

[135] Dak Prescott (2016)
 [129] Jake Ferguson (2022)

5th Round (6)

[167] DaRon Bland (2022)
 [176] Damone Clark (2022)
 [172] Trevor Keegan (2024-PHI)
 [174] Caelen Carson (2024)*
 [149] Jaydon Blue (2025)
 [152] Shemar James (2025)

6th Round (6)

[213] Donovan Wilson (2019)
 [180] Hakeem Adeniji (2020-CIN)
 [217] James Houston (2022-DET)
 [193] Joe Milton (2024-NE)
 [216] Ryan Flournoy (2024)
 [204] Ajani Cornelius (2025)

7th Round (4)

[233] Nate Thomas (2024)
 [217] Jay Toia (2025)
 [239] Phil Mafah (2025)*
 [256] Trikweze Bridges (2025-LAC)

Undrafted (14)

C.J. Goodwin (2014-PIT)
 Trent Sieg (2018)
 Terence Steele (2020)
 Markquese Bell (2022)
 Brock Hoffman (2022)
 Jack Sanborn (2022)
 Juanyeh Thomas (2022)
 KaVontae Turpin (2022)
 Brandon Aubrey (2023)
 T.J. Bass (2023)
 Josh Butler (2023)Ω
 Hunter Luepke (2023)
 Brevyn Spann-Ford (2024)
 Reddy Steward (2024-CHI)

Key: * Reserve/Injured, Ω Reserve/PUP, δ Reserve/Non-Football Injury

WHEN THEY GOT TO THE COWBOYS

2016 (1)

Dak Prescott, Round 4

2018 (1)

C.J. Goodwin, Practice Squad (CIN)

2019 (1)

Donovan Wilson, Round 6

2020 (3)

CeeDee Lamb, Round 1
 Trevon Diggs, Round 2
 Terence Steele, UDFA

2021 (3)

Osa Odighizuwa, Round 3
 Bryan Anger, FA
 Malik Hooker, FA

2022 (10)

Tyler Smith, Round 1
 Sam Williams, Round 2
 Jalen Tolbert, Round 3
 Jake Ferguson, Round 4
 DaRon Bland, Round 5
 Damone Clark, Round 5
 Markquese Bell, UDFA
 Brock Hoffman, FA
 Juanyeh Thomas, UDFA
 KaVontae Turpin, UDFA

2023 (8)

Mazi Smith, Round 1
 Luke Schoonmaker, Round 2
 DeMarvion Overshown, Round 3Ω
 Brandon Aubrey, FA
 T.J. Bass, UDFA
 Josh Butler, FAΩ
 Hunter Luepke, UDFA
 Trent Sieg, FA

2024 (9)

Tyler Guyton, Round 1
 Marshawn Kneeland, Round 2
 Cooper Beebe, Round 3*
 Marist Liufau, Round 3
 Caelen Carson, Round 5*
 Ryan Flournoy, Round 6
 Nate Thomas, Round 7
 Jonathan Mingo, Trades (CAR)*
 Brevyn Spann-Ford, UDFA

2025 (25)

Tyler Booker, Round 1
 Donovan Ezeiruaku, Round 2
 Shavon Revel, Round 3δ
 Jaydon Blue, Round 5
 Shemar James, Round 5
 Ajani Cornelius, Round 6
 Phil Mafah, Round 7*
 Jay Toia, Round 7
 Hakeem Adeniji, FA
 Trikweze Bridges, Waivers (LAC)
 Kenny Clark, Trades (GB)
 Jadeveon Clowney, FA
 Kaiir Elam, Trades (BUF)
 Dante Fowler, UFA
 James Houston, FA
 Trevor Keegan, FA
 Joe Milton, Trades (NE)
 Kenneth Murray, Trades (TEN)
 George Pickens, Trades (PIT)
 Jack Sanborn, RFA (CHI)
 Miles Sanders, FA
 Reddy Steward, Waivers (MIN)
 Solomon Thomas, UFA
 Payton Turner, UFA*
 Javonte Williams, UFA

2025 TRANSACTIONS BY DATE

Jan. 4 Placed **Kemon Hall** on Reserve/Injured and signed **Will Grier** to the active roster from the practice squad.

Jan. 6 Signed **Jack Anderson, Luq Barcoo, Jalen Cropper, Denzel Daxon, Kelvin Harmon, Brock Mogensen, Troy Pride, Luigi Vilain** and **Seth Williams** as Reserve/Future. Extended **Will Grier** and **Darius Harris**.

Jan. 8 Signed **Malik Davis** as Reserve/Future.

March 4 Signed **C.J. Goodwin** and **Osa Odighizuwa**.

March 5 Signed **Brock Hoffman, Juanyeh Thomas** and **Tyrus Wheat**.

March 10 Signed **Markquese Bell**.

March 11 Signed **KaVontae Turpin**.

March 12 Signed **Bryan Anger** and **Trent Sieg** and acquired **Kaiir Elam** in a trade with Buffalo and acquired **Kenneth Murray** in a trade with Tennessee.

March 13 Signed **Dakoda Shepley, Solomon Thomas** and released **Zack Martin**.

March 14 Signed **Rob Jones, Jack Sanborn, Miles Sanders, Payton Turner** and **Javonte Williams**. Re-signed **Israel Mukuamu**.

March 17 Signed **Parris Campbell** and **Dante Fowler**.

April 3 Acquired **Joe Milton** in a trade with New England.

April 15 Signed **Saahdiq Charles**.

April 17 Signed **Hakeem Adeniji**.

April 23 Exercised **Tyler Smith's** fifth-year option.

April 30 Waived **Jack Anderson, Earl Bostick, Malik Davis** and **Brock Mogensen**.

May 2 Signed **Tommy Akingbesote, Justin Barron, Tyler Booker, Zion Childress, Alijah Clark, Ajani Cornelius, Rivaldo Fairweather, Bruce Harmon, Traeshon Holden, Shemar James, Josh Kelly, Phil Mafah, Tyler Neville, Shavon Revel, Mike Smith** and **Jay Toia**.

May 7 Acquired **George Pickens** in a trade with Pittsburgh and waived **Seth Williams**.

May 12 Signed **Jaydon Blue**.

June 18 Waived **Luq Barcoo** and **Justin Rogers**.

June 19 Signed **Robert Rochell** and **Perrion Winfrey**.

July 18 Signed **Donovan Ezeiraku**.

July 22 Waived **Luiji Vilain** and signed **James Houston**. Placed **Josh Butler, Trevon Diggs** and **DeMarvion Overshown** on Active/PUP and placed **Shavon Revel** on Active/NFI.

July 27 Signed **Jake Ferguson** to a four-year extension.

July 29 Waived **Kelvin Harmon** and signed **Christian Matthew**.

Aug. 2 Placed **Parris Campbell** on Reserve/Injured, Waived/Injured **Matt Waltecko** and signed **Geron Christian** and **La'el Collins**.

Aug. 8 Placed **Rob Jones** on Reserve/Injured, Waived/Injured **Dakoda Shepley**, signed **Malik Davis** and claimed **Nick Broeker** off waivers from Pittsburgh.

Aug. 18 Waived/Injured **Bruce Harmon** and signed **Michael Ojemudia**.

Aug. 25 Waived **Nick Broeker, Denzel Daxon, Josh Kelly, Tyler Neville, Troy Pride** and **John Stephens**. Released **La'el Collins** and Waived/Injured **Christian Matthew**.

Aug. 26 Waived **Tommy Akingbesote, Justin Barron, Jalen Brooks, Alijah Clark, Jalen Cropper, Malik Davis, Rivaldo Fairweather, Princeton Fant, Traeshon Holden, Mike Smith, Deuce Vaughn** and **Tyrus Wheat**. Released **Hakeem Adeniji, Earnest Brown, Saahdiq Charles, Geron Christian, C.J. Goodwin, Will Grier, Kemon Hall, Darius Harris, Buddy Johnson, Israel Mukuamu, Michael Ojemudia** and **Robert Rochell**. Placed **Josh Butler** and **DeMarvion Overshown** on Reserve/PUP, placed **Jonathan Mingo** and **Payton Turner** on Reserve/Injured and placed **Shavon Revel** on Reserve/NFI.

Aug. 27 Waived **Andrew Booth** and **Zion Childress**. Signed **Justin Barron, Jalen Brooks, Earnest Brown, Saahdiq Charles, Geron Christian, Alijah Clark, Jalen Cropper, Malik Davis, Rivaldo Fairweather, Princeton Fant, Will Grier, Kemon Hall, Traeshon Holden, Buddy Johnson** and **Robert Rochell** to the practice squad. Claimed **Trikweze Bridges** and **Reddy Steward** off waivers. Placed **Caelen Carson** and **Phil Mafah** on Reserve/Injured and signed **Hakeem Adeniji** and **C.J. Goodwin**.

Aug. 28 Waived **Ryan Flurnoy** and **Kemon Hall**. Claimed **Trevor Keegan** off waivers from Philadelphia and signed **Zion Childress** to the practice squad.

Aug. 29 Acquired **Kenny Clark** in a trade with Green Bay for **Micah Parsons**.

Aug. 30 Signed **Ryan Flurnoy** to the practice squad and released **Saahdiq Charles**.

Aug. 31 Signed **DaRon Bland** to a four-year contract extension through 2029.

Sept. 3 Signed **Hunter Luepke** to a two-year extension through 2027.

Sept. 8 Placed **Perrion Winfrey** on Reserve/Injured.

Sept. 13 Signed **Ryan Flurnoy** to the active roster from the practice squad.

Sept. 15 Placed **Cooper Beebe** on Reserve/Injured and signed **Jadeveon Clowney**.

Sept. 17 Signed **Wesley French** to the practice squad.

2025 TRANSACTIONS BY PLAYER

ADENIJI, Hakeem - T

4/17.....Signed
8/26.....Released
8/17.....Signed

AKINGBESOTE, Tommy - DT

5/2.....Signed
8/26.....Waived

ANDERSON, Jack - G

1/6.....Signed as a Reserve/Future
4/30.....Waived

ANGER, Bryan - P

3/12.....Signed

BARCOO, Luq - CB

1/6.....Signed as a Reserve/Future
6/18.....Waived

BARRON, Justin - LB

5/2.....Signed
8/26.....Waived

8/27.....Signed to practice squad

BEEBE, Cooper - C

9/15.....Placed on Reserve/Injured-DFR

BELL, Markquese - S

3/10.....Signed

BLAND, DaRon - CB

8/31.....Signed as a four-year extension

BLUE, Jaydon - RB

5/12.....Signed

BOOKER, Tyler - G

5/2.....Signed

BOOTH, Andrew - CB

8/27.....Waived

BOSTICK, Earl - T

4/30.....Waived

BRIDGES, Trikweze - DB

8/27.....Claimed off waivers from LA Chargers

BROEKER, Nick - G

8/8.....Claimed off waivers from Pittsburgh

8/25.....Waived

BROOKS, Jalen - WR

8/26.....Waived

8/27.....Signed to practice squad

BROWN, EARNEST - DT

8/26.....Released

8/27.....Signed to practice squad

BUTLER, Josh - CB

7/23.....Placed on Active/PUP

8/26.....Placed on Reserve/PUP

CAMPBELL, Parris - WR

3/17.....Signed

8/2.....Placed on Reserve/Injured

CARSON, Caelen - CB

8/27.....Placed on Reserve/Injured-DFR

CHARLES, Saahdiq - G

4/15.....Signed

8/26.....Released

8/27.....Signed to practice squad

8/30.....Released

CHILDRESS, Zion - CB

5/2.....Signed

8/27.....Waived

8/28.....Signed to practice squad

CHRISTIAN, Geron - T

8/2.....Signed

8/26.....Released

8/27.....Signed to practice squad

CLARK, Alijah - S

5/2.....Signed

8/26.....Waived

8/27.....Signed to practice squad

CLARK, Kenny - DT

8/29.....Acquired via trade with Green Bay

CLOWNEY, Jadeveon - DE

9/15.....Signed

COLLINS, La'el - G/T

8/2.....Signed

8/25.....Released

CORNELIUS, Ajani - T

5/2.....Signed

CROPPER, Jalen - WR

1/6.....Signed as a Reserve/Future

8/26.....Waived

8/27.....Signed to practice squad

DAVIS, Malik - RB

1/8.....Signed as a Reserve/Future

4/30.....Waived

8/8.....Signed

8/26.....Waived

8/27.....Signed to practice squad

DAXON, Denzel - DT

1/6.....Signed as a Reserve/Future

8/25.....Waived

DIGGS, Trevon - CB

7/23.....Placed on Active/PUP

8/24.....Passed physical

ELAM, Kaiir - CB

3/12.....Acquired via trade with Buffalo

EZEIRUAKU, Donovan - DE

7/18.....Signed

FAIRWEATHER, Rivaldo - TE

5/2.....Signed

8/26.....Waived

8/27.....Signed to practice squad

FANT, PRINCETON - TE

8/26.....Waived

8/27.....Signed to practice squad

FERGUSON, Jake - TE

7/27.....Signed as a four-year extension

FLOURNOY, Ryan - WR

8/28.....Waived

8/30.....Signed to practice squad

9/13.....Signed to active roster

FOWLER, Dante - DE

3/17.....Signed

FRENCH, Wesley - C

9/17.....Signed

GOODWIN, C.J. - CB

3/4.....Signed

8/26.....Released

8/27.....Signed

GRIER, Will - QB

1/4.....Signed to active roster

1/6.....Signed

8/26.....Released

8/27.....Signed to practice squad

HALL, Kemon - CB

1/4.....Placed on Reserve/Injured

8/26.....Released

8/27.....Signed to practice squad

8/28.....Waived

HARMON, Bruce - CB

5/2.....Signed

8/18.....Waived/Injured

HARMON, Kelvin - WR

1/6.....Signed as a Reserve/Future

7/29.....Waived

HARRIS, Darius - LB

1/6.....Signed

8/26.....Released

HOFFMAN, Brock - C/G

3/5.....Signed

HOLDEN, Traeshon - WR

5/2.....Signed

8/26.....Waived

8/27.....Signed to practice squad

HOUSTON, James - DE

7/22.....Signed

JAMES, Shemar - LB

5/2.....Signed

JOHNSON, Buddy - LB

8/26.....Released

8/27.....Signed to practice squad

JONES, ROB - G

3/14.....Signed

8/8.....Placed on Reserve/Injured

KEEGAN, Trevor - G

8/28.....Claimed off waivers from Philadelphia

KELLY, Josh - WR

5/2.....Signed

8/25.....Waived

LUEPKE, Hunter - FB

9/3.....Signed as a two-year extension

MAFAH, Phil - RB

5/2.....Signed

8/27.....Placed on Reserve/Injured-DFR

MARTIN, Zack - G

3/13.....Released

MATTHEW, Christian - CB

7/29.....Signed

8/25.....Waived/Injured

MILTON, Joe - QB

4/3.....Acquired via trade with New England

MINGO, Jonathan - WR

8/26.....Placed on Reserve/Injured-DFR

MOGENSEN, Brock - LB

1/6.....Signed as a Reserve/Future

4/30.....Waived

MUKUAMU, Israel - S

3/14.....Signed

8/26.....Released

MURRAY, Kenneth - LB

3/12.....Acquired via trade with Tennessee

NEVILLE, Tyler - TE

5/2.....Signed

8/25.....Waived

ODIGHIZUWA, Osa - DT

3/4.....Signed

OJEMUDIA, Michael - CB

8/18.....Signed

8/26.....Released

OVERSHOWN, DeMarvion - LB

7/23.....Placed on Active/PUP

8/26.....Placed on Reserve/PUP

PARSONS, Micah - DE

8/29.....Traded to Green Bay

PICKENS, George - WR

5/7.....Acquired via trade with Pittsburgh

PRIDE, Troy - CB

1/6.....Signed as a Reserve/Future

8/25.....Waived

REVEL, Shavon - CB

5/2.....Signed

7/23.....Placed on Active/NFI

8/26.....Placed on Reserve/NFI

ROCHELL, Robert - CB

6/19.....Signed

8/26.....Released

8/27.....Signed to practice squad

ROGERS, Justin - DT

6/18.....Waived

SANBORN, Jack - LB

3/14.....Signed

SANDERS, Miles - RB

3/14.....Signed

SIEG, Trent - LS

3/12.....Signed

SHEPLEY, Dakota - OL

3/13.....Signed

8/8.....Waived/Injured

SMITH, Mike - S

5/2.....Signed

8/26.....Waived

SMITH, Tyler - G

4/23.....Exercised fifth-year option

STEPHENS, John - TE

8/25.....Waived

STEWART, Reddy - CB

8/27.....Claimed off waivers from Minnesota

THOMAS, Juanyeh - S

3/5.....Signed

THOMAS, Solomon - DT

3/13.....Signed

TOIA, Jay - DT

5/2.....Signed

2025 TRANSACTIONS BY PLAYER, cont.

TURNER, Payton - DE

3/14.....Signed

8/26.....Placed on Reserve/Injured-DFR

TURPIN, KaVontae - WR

3/11.....Signed

VAUGHN, Deuce - RB

8/26.....Released

VILAIN, Luiji - DE

1/6.....Signed as a Reserve/Future

7/22.....Waived

WALETZKO, Matt - T

8/2.....Waived/Injured

WHEAT, Tyrus - DE

3/5.....Signed

8/26.....Waived

WILLIAMS, Javonte - RB

3/14.....Signed

WILLIAMS, Seth - WR

1/6.....Signed as a Reserve/Future

5/7.....Waived

WINFREY, Perrion - DT

6/19.....Signed

9/8.....Placed on Reserve/Injured-DFR



TEAM AND INDIVIDUAL STATS

2025 DALLAS COWBOYS STATISTICS

WON 1, LOST 2					
9/4	L	20-24	at Philadelphia	69,879	
9/14	W	40-37 (OT)	N.Y. Giants	92,781	
9/21	L	14-31	at Chicago	58,389	

2025 TEAM STATISTICS	DAL	OPP.
FIRST DOWNS	77	61
Rushing	21	27
Passing	41	32
Penalty	15	2
Third Down-Made/Att	16/36	22/41
Third Down Efficiency	44.4%	53.7%
Fourth Down-Made/Att	3/5	2/3
Fourth Down Efficiency	60.0%	66.7%
TOTAL NET YARDS	1,181	1,193
Avg. Per Game	393.7	397.7
Total Plays	206	184
Avg. Per Play	5.7	6.5
NET YARDS RUSHING	375	329
Avg. Per Game	125.0	109.7
Total Rushes	70	88
Avg. Per Rush	5.4	3.7
NET YARDS PASSING	806	864
Avg. Per Game	268.7	288.0
Sacked/Yards Lost	5/35	4/36
Gross Yards	841	900
Attempts/Completions	131/93	92/68
Pct. of Completion	71.0%	73.9%
Had Intercepted	4	1
PUNTS/AVERAGE	8/47.5	10/45.7
Net Punting Average	38.9	42.7
PUNT RETURN/AVG.	3/10.0	5/13.8
KICKOFF RETURN/AVG.	18/22.4	10/23.4
INTERCEPTION RETURN/AVG.	1/0.0	4/0.0
PENALTIES/YARDS	20/173	29/311
FUMBLES/BALL LOST	3/2	1/0
TOUCHDOWNS	7	11
Rushing	4	4
Passing	3	7
Returns	0	0
EXTRA POINTS/ATTEMPTS	6/6	11/11
TWO POINT CONVERSION/ATT.	1/1	0/0
FIELD GOALS/ATTEMPTS	8/8	5/5
AVG. TIME OF POSSESSION	30:02	29:58

SCORE BY PERIODS	Q1	Q2	Q3	Q4	OT	PTS
TEAM	10	34	7	20	3	74
OPPONENTS	27	31	13	21	0	92

SCORING	TD	RU	PA	RT	PAT	FG	2PT	S	PTS
B. Aubrey	0	0	0	0	6/6	8/8	0	0	30
J. Williams	3	3	0	0	0/0	0/0	0	0	18
G. Pickens	2	0	2	0	0/0	0/0	0	0	12
M. Sanders	1	1	0	0	0/0	0/0	0	0	6
K. Turpin	1	0	1	0	0/0	0/0	0	0	6
J. Tolbert	0	0	0	0	0/0	0/0	1	0	2
TEAM	7	4	3	0	6/6	8/8	1	0	74
OPPONENTS	11	4	7	0	11/11	5/5	0	0	92

2-Pt Conv: J. Tolbert 1, TM 1-1, OPP 0-0

SACKS: M. Kneeland 1.0, K. Clark 1.0, J. Houston 1.0, TM 3.0, OPP 5.0

FUM/LOST: M. Sanders 1/1, J. Williams 1/1, D. Prescott 1/0, TM 3/2, OPP 1/0

PASSING	ATT	CMP	YDS	CMP%	YDS/ATT	TD	TD%	INT	INT%	LONG	SACK/LOST	RATING
D. Prescott	126	90	800	71.4	6.3	3	2.4	3	2.4	37	5/35	86.1
J. Milton	5	3	41	60.0	8.2	0	0.0	1	20.0	24	0/0	46.7
TEAM	131	93	841	71.0	6.4	3	2.3	4	3.1	37	5.0/35	82.9
OPPONENTS	92	68	900	73.9	9.8	7	7.6	1	1.1	65t	4.0/36	125.3

RUSHING	NO.	YDS	AVG	LONG	TD
J. Williams	43	227	5.3	30t	3
M. Sanders	18	109	6.1	49	1
D. Prescott	4	20	5.0	14	0
K. Turpin	5	19	3.8	7	0
TEAM	70	375	5.4	49	4
OPPONENTS	88	329	3.7	24	4

RECEIVING	NO.	YDS	AVG	LONG	TD
J. Ferguson	27	183	6.8	19	0
C. Lamb	16	222	13.9	33	0
G. Pickens	13	166	12.8	27	2
J. Williams	13	59	4.5	11	0
J. Tolbert	6	40	6.7	12	0
K. Turpin	8	129	16.1	37	1
M. Sanders	6	13	2.2	6	0
L. Schoonmaker	1	5	5.0	5	0
R. Flournoy	2	21	10.5	11	0
B. Spann-Ford	1	3	3.0	3	0
TEAM	93	841	9.0	37	3
OPPONENTS	67	904	13.5	65t	7

INTERCEPTIONS	NO.	YDS	AVG	LONG	TD
D. Wilson	1	0	0.0	0	0
TEAM	1	0	0.0	0	0
OPPONENTS	4	0	0.0	0	0

PUNTING	NO.	YDS	AVG	NET	TB	IN	LG	B
B. Anger	8	380	47.5	38.9	0	3	60	0
TEAM	8	380	47.5	38.9	0	3	60	0
OPPONENTS	10	457	45.7	42.7	0	3	51	0

PUNT RETURNS	RET	FC	YDS	AVG	LONG	TD
K. Turpin	3	2	30	10.0	19	0
J. Tolbert	0	1	0	0.0	0	0
TEAM	3	3	30	10.0	19	0
OPPONENTS	5	3	69	13.8	21	0

KICKOFF RETURNS	NO.	YDS	AVG	LONG	TD
K. Turpin	10	230	23.0	31	0
J. Tolbert	5	105	21.0	30	0
M. Sanders	3	68	22.7	24	0
TEAM	18	403	22.4	31	0
OPPONENTS	10	234	23.4	30	0

FIELD GOALS	1-19	20-29	30-39	40-49	50+
B. Aubrey	0/0	0/0	1/1	3/3	4/4
TEAM	0/0	0/0	1/1	3/3	4/4
OPPONENTS	0/0	0/0	4/4	0/0	1/1

B. Aubrey: (41, 53) (51, 44, 64, 46) (53, 33)

OPP: (58) (38, 33, 33) (30)

2025 DALLAS COWBOYS DEFENSIVE STATISTICS

RNK	PLAYER	TKL	AST	TOTAL	SACKS/YDS	TFL/YDS	QBPR	FR	FF	INT/YDS	PD
1.	Sanborn, Jack	10	15	25		1/-1					
2.	Murray, Kenneth	13	11	24		2/-7	2				
3.	Elam, Kaiir	11	7	18			1				
4.	Wilson, Donovan	8	10	18						1/0	2
5.	Hooker, Malik	10	7	17							
6.	Thomas, Solomon	6	8	14		1/-1	3				
7.	Steward, Reddy	6	5	11		2/-8	1				1
8.	Clark, Damone	4	7	11							
9.	Clark, Kenny	5	5	10	1.0/-9		10				
10.	Williams, Sam	5	4	9		1/-1	8				1
11.	Odighizuwa, Osa	2	7	9			7				
12.	Kneeland, Marshawn	3	5	8	1.0/-8	2/-12	5				
13.	Diggs, Trevon	6	1	7			1				
14.	Ezeiruaku, Donovan	3	3	6			6				
15.	Houston, James	3	2	5	1.0/-5	1/-4	2				
16.	Bridges, Trikweze	3	1	4							
17.	Bland, DaRon	2	2	4			1				
18.	Liufau, Marist	2	0	2							
	Thomas, Juanyeh	2	0	2							
20.	Fowler, Dante	0	2	2			9				1
21.	Smith, Mazi	0	1	1							
	Toia, Jay	0	1	1							

Ast=Assist, TFL=Tackle for a Loss, QBPR=Pressures, Int=Interception, FR=Fumble Recovery, FF=Forced Fumble, PD=Pass Defense

2025 COWBOYS SPECIAL TEAMS						
RNK	PLAYER	S	A	TOT	FF	BL
1.	Spann-Ford, Brevyn	1	3	4		
	Thomas, Juanyeh	1	3	4		
3.	Goodwin, C.J.	1	2	3		
4.	Clark, Damone	2	0	2		
	Flournoy, Ryan	2	0	2		
6.	Luepke, Hunter	0	2	2		
7.	Houston, James	1	0	1		
	Liufau, Marist	1	0	1		
9.	Childress, Zion	0	1	1		
	Rochell, Robert	0	1	1		

DEFENSIVE STATS BY RANK							
PRESSURES		SACKS		TACKLES FOR LOSS		INTERCEPTIONS	
PLAYER	NO	PLAYER	NO	PLAYER	NO	PLAYER	NO
1. K. Clark	10	1. K. Clark	1.0	1. M. Kneeland	2	1. D. Wilson	1
2. D. Fowler	9	J. Houston	1.0	K. Murray	2		
3. S. Williams	8	M. Kneeland	1.0	R. Steward	2		
4. O. Odighizuwa	7			4. J. Houston	1		
5. D. Ezeiruaku	6			J. Sanborn	1		
FORCED FUMBLES		FUMBLE RECOVERIES		PASSES DEFENSED			
PLAYER	NO	PLAYER	NO	PLAYER	NO		
				1. D. Wilson	2		
				2. D. Fowler	1		
				R. Steward	1		
				S. Williams	1		

GAME-BY-GAME PLAYER PARTICIPATION

	AT PHI	NYG	AT CHI																		
PLAYERS	9/4	9/14	9/21	9/28	10/5	10/12	10/19	10/26	11/3	11/17	11/23	11/27	12/4	12/14	12/21	12/25	1/4	GP	GS	DNP	I
Hakeem Adeniji	D	D	P	-	-	-	-	-	-	-	-	-	-	-	-	-	-	1	0	0	2
Bryan Anger	P	P	P	-	-	-	-	-	-	-	-	-	-	-	-	-	-	3	0	0	0
Brandon Aubrey	P	P	P	-	-	-	-	-	-	-	-	-	-	-	-	-	-	3	0	0	0
Justin Barron	PS	PS	PS	-	-	-	-	-	-	-	-	-	-	-	-	-	-	0	0	0	0
T.J. Bass	P	P	P	-	-	-	-	-	-	-	-	-	-	-	-	-	-	3	0	0	0
Cooper Beebe	C	C	IR	-	-	-	-	-	-	-	-	-	-	-	-	-	-	2	2	0	0
Markquese Bell	P	P	P	-	-	-	-	-	-	-	-	-	-	-	-	-	-	3	0	0	0
DaRon Bland	CB	I	I	-	-	-	-	-	-	-	-	-	-	-	-	-	-	1	1	0	2
Jaydon Blue	D	D	D	-	-	-	-	-	-	-	-	-	-	-	-	-	-	0	0	0	3
Tyler Booker	RG	RG	RG	-	-	-	-	-	-	-	-	-	-	-	-	-	-	3	3	0	0
Trikwewe Bridges	A	P	P	-	-	-	-	-	-	-	-	-	-	-	-	-	-	2	0	0	0
Jalen Brooks	PS	PS	PS	-	-	-	-	-	-	-	-	-	-	-	-	-	-	0	0	0	0
Earnest Brown	PS	PS	PS	-	-	-	-	-	-	-	-	-	-	-	-	-	-	0	0	0	0
Josh Butler	R/PUP	R/PUP	R/PUP	-	-	-	-	-	-	-	-	-	-	-	-	-	-	0	0	0	0
Caelen Carson	IR	IR	IR	-	-	-	-	-	-	-	-	-	-	-	-	-	-	0	0	0	0
Zion Childress	PS	P	P	-	-	-	-	-	-	-	-	-	-	-	-	-	-	2	0	0	0
Geron Christian	PS	PS	PS	-	-	-	-	-	-	-	-	-	-	-	-	-	-	0	0	0	0
Alijah Clark	PS	PS	PS	-	-	-	-	-	-	-	-	-	-	-	-	-	-	0	0	0	0
Damone Clark	LB	P	LB	-	-	-	-	-	-	-	-	-	-	-	-	-	-	3	2	0	0
Kenny Clark	DT	DT	DT	-	-	-	-	-	-	-	-	-	-	-	-	-	-	3	3	0	0
Jadeveon Clowney	A	A	D	-	-	-	-	-	-	-	-	-	-	-	-	-	-	0	0	0	1
Ajani Cornelius	D	D	D	-	-	-	-	-	-	-	-	-	-	-	-	-	-	0	0	0	3
Jalen Cropper	PS	PS	PS	-	-	-	-	-	-	-	-	-	-	-	-	-	-	0	0	0	0
Malik Davis	PS	PS	PS	-	-	-	-	-	-	-	-	-	-	-	-	-	-	0	0	0	0
Trevon Diggs	P	CB	CB	-	-	-	-	-	-	-	-	-	-	-	-	-	-	3	2	0	0
Kaiir Elam	CB	CB	CB	-	-	-	-	-	-	-	-	-	-	-	-	-	-	3	3	0	0
Donovan Ezeiruaku	P	P	P	-	-	-	-	-	-	-	-	-	-	-	-	-	-	3	0	0	0
Rivaldo Fairweather	PS	PS	PS	-	-	-	-	-	-	-	-	-	-	-	-	-	-	0	0	0	0
Princeton Fant	PS	PS	PS	-	-	-	-	-	-	-	-	-	-	-	-	-	-	0	0	0	0
Jake Ferguson	TE	TE	P	-	-	-	-	-	-	-	-	-	-	-	-	-	-	3	2	0	0
Ryan Flournoy	P	P	P	-	-	-	-	-	-	-	-	-	-	-	-	-	-	3	0	0	0
Dante Fowler	DE	DE	DE	-	-	-	-	-	-	-	-	-	-	-	-	-	-	3	3	0	0
C.J. Goodwin	P	P	P	-	-	-	-	-	-	-	-	-	-	-	-	-	-	3	0	0	0
Will Grier	PS	PS	PS	-	-	-	-	-	-	-	-	-	-	-	-	-	-	0	0	0	0
Tyler Guyton	LT	LT	LT	-	-	-	-	-	-	-	-	-	-	-	-	-	-	3	3	0	0
Brock Hoffman	P	P	C	-	-	-	-	-	-	-	-	-	-	-	-	-	-	3	1	0	0
Traeshon Holden	PS	PS	PS	-	-	-	-	-	-	-	-	-	-	-	-	-	-	0	0	0	0
Malik Hooker	S	S	S	-	-	-	-	-	-	-	-	-	-	-	-	-	-	3	3	0	0
James Houston	P	P	P	-	-	-	-	-	-	-	-	-	-	-	-	-	-	3	0	0	0
Shemar James	D	D	D	-	-	-	-	-	-	-	-	-	-	-	-	-	-	0	0	0	3
Buddy Johnson	P	PS	PS	-	-	-	-	-	-	-	-	-	-	-	-	-	-	1	0	0	0
Rob Jones	IR	IR	IR	-	-	-	-	-	-	-	-	-	-	-	-	-	-	0	0	0	0
Trevor Keegan	D	D	D	-	-	-	-	-	-	-	-	-	-	-	-	-	-	0	0	0	3
Marshawn Kneeland	P	P	P	-	-	-	-	-	-	-	-	-	-	-	-	-	-	3	0	0	0
CeeDee Lamb	WR	WR	WR	-	-	-	-	-	-	-	-	-	-	-	-	-	-	3	3	0	0
Marist Liufau	P	P	P	-	-	-	-	-	-	-	-	-	-	-	-	-	-	3	0	0	0
Hunter Luepke	P	P	PB	-	-	-	-	-	-	-	-	-	-	-	-	-	-	3	1	0	0
Phil Mafah	IR	IR	IR	-	-	-	-	-	-	-	-	-	-	-	-	-	-	0	0	0	0
Christian Matthew	IR	A	A	-	-	-	-	-	-	-	-	-	-	-	-	-	-	0	0	0	0
Joe Milton	DNP	DNP	P	-	-	-	-	-	-	-	-	-	-	-	-	-	-	1	0	2	0
Jonathan Mingo	IR	IR	IR	-	-	-	-	-	-	-	-	-	-	-	-	-	-	0	0	0	0
Kenneth Murray	LB	LB	LB	-	-	-	-	-	-	-	-	-	-	-	-	-	-	3	3	0	0
Osa Odighizuwa	DT	DT	DT	-	-	-	-	-	-	-	-	-	-	-	-	-	-	3	3	0	0
DeMarion Overhown	R/PUP	R/PUP	R/PUP	-	-	-	-	-	-	-	-	-	-	-	-	-	-	0	0	0	0
George Pickens	WR	WR	WR	-	-	-	-	-	-	-	-	-	-	-	-	-	-	3	3	0	0
Dak Prescott	QB	QB	QB	-	-	-	-	-	-	-	-	-	-	-	-	-	-	3	3	0	0
Shavon Revel	R/NFI	R/NFI	R/NFI	-	-	-	-	-	-	-	-	-	-	-	-	-	-	0	0	0	0
Robert Rochell	PS	P	P	-	-	-	-	-	-	-	-	-	-	-	-	-	-	2	0	0	0
Jack Sanborn	LB	LB	LB	-	-	-	-	-	-	-	-	-	-	-	-	-	-	3	3	0	0
Miles Sanders	P	P	P	-	-	-	-	-	-	-	-	-	-	-	-	-	-	3	0	0	0
Luke Schoonmaker	P	P	TE	-	-	-	-	-	-	-	-	-	-	-	-	-	-	3	1	0	0
Trent Sieg	P	P	P	-	-	-	-	-	-	-	-	-	-	-	-	-	-	3	0	0	0
Mazi Smith	D	D	P	-	-	-	-	-	-	-	-	-	-	-	-	-	-	1	0	0	2
Tyler Smith	LG	LG	LG	-	-	-	-	-	-	-	-	-	-	-	-	-	-	3	3	0	0
Brevyn Spann-Ford	P	P	P	-	-	-	-	-	-	-	-	-	-	-	-	-	-	3	0	0	0
Terence Steele	RT	RT	RT	-	-	-	-	-	-	-	-	-	-	-	-	-	-	3	3	0	0
Juanyeh Thomas	P	P	P	-	-	-	-	-	-	-	-	-	-	-	-	-	-	3	0	0	0
Nate Thomas	P	P	P	-	-	-	-	-	-	-	-	-	-	-	-	-	-	3	0	0	0
Solomon Thomas	P	P	P	-	-	-	-	-	-	-	-	-	-	-	-	-	-	3	0	0	0
Jay Toia	P	P	D	-	-	-	-	-	-	-	-	-	-	-	-	-	-	2	0	0	1
Jalen Tolbert	WR	WR	P	-	-	-	-	-	-	-	-	-	-	-	-	-	-	3	2	0	0
Payton Turner	IR	IR	IR	-	-	-	-	-	-	-	-	-	-	-	-	-	-	0	0	0	0
KaVontae Turpin	P	P	P	-	-	-	-	-	-	-	-	-	-	-	-	-	-	3	0	0	0
Javonte Williams	RB	RB	RB	-	-	-	-	-	-	-	-	-	-	-	-	-	-	3	3	0	0
Sam Williams	DE	DE	DE	-	-	-	-	-	-	-	-	-	-	-	-	-	-	3	3	0	0
Donovan Wilson	S	S	S	-	-	-	-	-	-	-	-	-	-	-	-	-	-	3	3	0	0
Perrion Winfrey	I	IR	IR	-	-	-	-	-	-	-	-	-	-	-	-	-	-	0	0	0	1

LEGEND:
Position abbreviation indicated start, P=Played, D=Inactive, DNP=Did Not Play, I=Inactive/Injured, IR=Reserve/Injured, PS=Practice Squad, R/PUP=Reserve/PUP, R/NFI=Reserve/Non-Football Injury, A=Not on Roster, ^=With Other Team

2025 TEAM STATS

COWBOYS

		FIRST DOWNS				TOTAL OFF.			RUSHING			-----PASSING-----					INT BY DAL			PUNTS	PUNT RETURNS				KO RETURNS			PEN.	FUM.	-----SCORING-----								T.O.P.
		T	R	Pa	Pe	YDS	PLYS	AVG	YDS	ATT	AVG	YDS	SK/YD	ATT	COM	I	NO	YDS	TD	NO-AVG	NO	YDS	FC	TD	NO	YDS	TD	NO-YDS	NO/LT	TD	TDr	TDp	TDrt	PAT	2-PT	FG		
9/4	@ Philadelphia	22	7	9	6	307	56	5.5	119	22	5.4	188	0 / 0	34	21	0	0	0	0	2 - 43.5	0	0	1	0	5	101	0	4 - - 42	1/1	2	2	0	0	2/2	0/0	2/2	25:08	
9/14	N.Y. GIANTS	32	8	18	6	478	83	5.8	135	28	4.8	343	3 / 18	52	38	1	1	0	0	4 - 47.8	1	2	2	0	9	209	0	12 - 106	1/0	4	2	2	0	4/4	0/0	4/4	37:21	
9/21	@ Chicago	23	6	14	3	396	67	5.9	121	20	6.1	275	2 / 17	45	34	3	0	0	0	2 - 51.0	2	28	0	0	4	93	0	4 - - 25	2/2	1	0	1	0	0/0	1/1	2/2	32:58	
9/28	GREEN BAY																																					
10/5	@ N.Y. Jets																																					
10/12	@ Carolina																																					
10/19	WASHINGTON																																					
10/26	@ Denver																																					
11/3	ARIZONA																																					
11/17	@ Las Vegas																																					
11/23	PHILADELPHIA																																					
11/27	KANSAS CITY																																					
12/4	@ Detroit																																					
12/14	MINNESOTA																																					
12/21	LA CHARGERS																																					
12/25	@ Washington																																					
TBD	@ N.Y. Giants																																					
2025 Totals		77	21	41	15	1181	206	5.7	375	70	5.4	806	5 / 35	131	93	4	1	0	0	8 - 48.5	3	30	3	0	18	403	0	20 - 173	4/3	7	4	3	0	6/6	1/1	8/8	30:09	

3rd DOWN	9/4 @ Philadelphia	7/11	63.6%
EFFICIENCY	9/14 N.Y. GIANTS	6/14	42.9%
	9/21 @ Chicago	3/11	27.3%
	9/28 GREEN BAY		
	10/5 @ N.Y. Jets		

10/12 @ Carolina
10/19 WASHINGTON
10/26 @ Denver
11/3 ARIZONA

11/17 @ Las Vegas
11/23 PHILADELPHIA
11/27 KANSAS CITY
12/4 @ Detroit

12/14 MINNESOTA
12/21 LA CHARGERS
12/25 @ Washington
TBD @ N.Y. Giants

SEASON TOTAL
16 / 36 44.4%

OPPONENTS

		FIRST DOWNS				TOTAL OFF.			RUSHING			-----PASSING-----					INT BY OPP			PUNTS	PUNT RETURNS				KO RETURNS			PEN.	FUM.	-----SCORING-----								
		T	R	Pa	Pe	YDS	PLYS	AVG	YDS	ATT	AVG	YDS	SK/YD	ATT	COM	I	NO	YDS	TD	NO-AVG	NO	YDS	FC	TD	NO	YDS	TD	NO-YDS	NO/LT	TD	TDr	TDp	TDrt	PAT	2-PT	FG	T.O.P.	
9/4	@ Philadelphia	20	14	6	0	302	62	4.9	158	38	4.2	144	1 / 8	23	19	0	0	0	0	3 - 48.7	0	0	2	0	2	32	0	9 - 110	0/0	3	3	0	0	3/3	0/0	1/1	34:52	
9/14	N.Y. GIANTS	22	6	15	1	506	65	7.8	84	21	4.0	422	3 / 28	41	30	1	1	0	0	3 - 45.0	3	38	1	0	6	161	0	14 - 160	1/0	4	1	3	0	4/4	0/0	3/3	32:39	
9/21	@ Chicago	19	7	11	1	385	57	6.8	87	29	3.0	298	0 / 0	28	19	0	3	0	0	4 - 44.0	2	31	0	0	2	41	0	6 - 41	0/0	4	0	4	0	4/4	0/0	1/1	27:02	
9/28	GREEN BAY																																					
10/5	@ N.Y. Jets																																					
10/12	@ Carolina																																					
10/19	WASHINGTON																																					
10/26	@ Denver																																					
11/3	ARIZONA																																					
11/17	@ Las Vegas																																					
11/23	PHILADELPHIA																																					
11/27	KANSAS CITY																																					
12/4	@ Detroit																																					
12/14	MINNESOTA																																					
12/21	LA CHARGERS																																					
12/25	@ Washington																																					
TBD	@ N.Y. Giants																																					
2025 Totals		61	27	32	2	1193	184	6.5	329	88	3.7	864	4 / 36	92	68	1	4	0	0	10 - 45.7	5	69	3	0	10	234	0	29 - 311	1/0	11	4	7	0	11/11	0/0	5/5	30:51	

3rd DOWN	9/4 @ Philadelphia	8/13	61.5%
EFFICIENCY	9/14 N.Y. GIANTS	6/14	42.9%
	9/21 @ Chicago	8/14	57.1%
	9/28 GREEN BAY		
	10/5 @ N.Y. Jets		

10/12 @ Carolina
10/19 WASHINGTON
10/26 @ Denver
11/3 ARIZONA

11/17 @ Las Vegas
11/23 PHILADELPHIA
11/27 KANSAS CITY
12/4 @ Detroit

12/14 MINNESOTA
12/21 LA CHARGERS
12/25 @ Washington
TBD @ N.Y. Giants

SEASON TOTAL
22 / 41 53.7%

2025 SNAP COUNT

[illegible]

	9/4 @ PHI	9/14 NYG	9/21 @ CHI	9/28 GB	10/5 @ NYJ	10/12 @ CAR	10/19 WAS	10/26 @ DEN	11/3 ARI	11/17 @ LV	11/23 PHI	11/27 KC	12/4 @ DET	12/14 MIN	12/21 LAC	12/25 @ WAS	TBD @ NYG	Total Snaps	Pct. Snaps
	Defense	63 - PCT	67 - PCT	59 - PCT														189	- PCT
DL	13 Dante Fowler	27 - 42.9%	28 - 41.8%	23 - 39.0%														78	- 41.3%
	41 Donovan Ezeiruaku	22 - 34.9%	26 - 38.8%	27 - 45.8%														0	- 0.0%
	53 James Houston	10 - 15.9%	15 - 22.4%	14 - 23.7%														39	- 20.6%
	54 Sam Williams	39 - 61.9%	41 - 61.2%	32 - 54.2%														112	- 59.3%
	58 Mazi Smith	INACTIVE	INACTIVE	18 - 30.5%															
	90 Solomon Thomas	26 - 41.3%	28 - 41.8%	29 - 49.2%														83	- 43.9%
	93 Jay Toia	20 - 31.7%	19 - 28.4%	INACTIVE														39	- 20.6%
	94 Marshawn Kneeland	30 - 47.6%	27 - 40.3%	26 - 44.1%														83	- 43.9%
	95 Kenny Clark	41 - 65.1%	46 - 68.7%	34 - 57.6%														121	- 64.0%
	97 Osa Odighizuwa	41 - 65.1%	40 - 59.7%	34 - 57.6%														115	- 60.8%
98 Payton Turner	IR	IR	IR																
99 Perrion Winfrey	INACTIVE	IR	IR																
LB	0 DeMarvion Overshown	RESERVE/PUP	RESERVE/PUP	RESERVE/PUP															
	18 Damone Clark	42 - 66.7%	20 - 29.9%	14 - 23.7%														76	- 40.2%
	32 Buddy Johnson	0 - 0.0%																0	- 0.0%
	35 Marist Liufau	6 - 9.5%	9 - 13.4%	8 - 13.6%														23	- 12.2%
	50 Shemar James	INACTIVE	INACTIVE	INACTIVE															
	57 Jack Sanborn	48 - 76.2%	56 - 83.6%	48 - 81.4%														152	- 80.4%
59 Kenneth Murray	63 - 100.0%	67 - 100.0%	59 - 100.0%														189	- 100.0%	
DB	2 Juanyeh Thomas	0 - 0.0%	1 - 1.5%	9 - 15.3%														10	- 5.3%
	6 Donovan Wilson	63 - 100.0%	67 - 100.0%	53 - 89.8%														183	- 96.8%
	7 Trevon Diggs	27 - 42.9%	61 - 91.0%	39 - 66.1%														127	- 67.2%
	14 Markquese Bell	0 - 0.0%	0 - 0.0%	0 - 0.0%														0	- 0.0%
	20 Kair Elam	63 - 100.0%	67 - 100.0%	59 - 100.0%														189	- 100.0%
	21 Caelen Carson	IR	IR	IR															
	25 Trikweze Bridges	0 - 0.0%	6 - 9.0%	20 - 33.9%														26	- 13.8%
	26 DaRon Bland	63 - 100.0%	INACTIVE	INACTIVE														0	- 0.0%
	27 Reddy Steward	0 - 0.0%	47 - 70.1%	47 - 79.7%														94	- 49.7%
	28 Malik Hooker	63 - 100.0%	66 - 98.5%	56 - 94.9%														185	- 97.9%
	29 C.J. Goodwin	0 - 0.0%	0 - 0.0%	0 - 0.0%														0	- 0.0%
	30 Robert Rochell		0 - 0.0%	0 - 0.0%														0	- 0.0%
	31 Josh Butler	RESERVE/PUP	RESERVE/PUP	RESERVE/PUP															
	34 Shavon Revel	RESERVE/NFI	RESERVE/NFI	RESERVE/PUP															
48 Zion Childress		0 - 0.0%	0 - 0.0%														0	- 0.0%	

[illegible]

2024/2025 STATISTICAL COMPARISON

COWBOYS OFFENSE	2025	2024	DIFFERENCE
Wins	1	1	0
Losses	2	2	0
Points Scored	74	77	-3
Touchdowns	7	7	0
Field Goals Made	8	10	-2
Field Goals Attempted	8	10	-2
Field Goal Percentage	100.0%	100.0%	0.0%
Third Down Efficiency	44.4%	42.5%	1.9%
Net Yards per Game	393.7	343.3	50.3
NFL Rank -- Net Yds. per Game	4	9	-5
Average Plays per Game	68.7	65.3	3.3
Average Yards per Play	5.7	5.3	0.5
Rushing Yards per Game	125.0	73.7	51.3
NFL Rank -- Rush Yds. per Game	10	30	-20
Average Yards per Rush	5.4	3.6	1.8
Rushing Attempts per Game	23.3	20.7	2.7
Rushing Touchdowns	4	2	2
Net Passing Yards per Game	268.7	269.7	-1.0
NFL Rank -- Net Pass Yds. per Game	3	1	2
Yards per Pass Attempt	6.4	6.9	-0.4
Passing Attempts	131	125	6
Passing Completions	93	75	18
Completion Percentage	71.0%	60.0%	11.0%
Passing Touchdowns	3	4	-1
Interceptions Thrown	4	2	2
Sacks Allowed	5	9	-4
Fumbles	3	4	-1
Fumbles Lost	2	1	1
Penalties	20	21	-1
Penalty Yards	173	155	18
Gross Punting Average	47.5	50.5	-3.0
Net Punting Average	43.8	41.8	1.9
Punt Return Average	10.0	19.2	-9.2
Kickoff Return Average	22.4	26.6	-4.2

COWBOYS DEFENSE (OPPONENT)	2025	2024	DIFFERENCE
Points Allowed	92	89	3
Total Touchdowns Allowed	11	12	-1
Field Goals Made	5	2	3
Field Goals Attempted	5	3	2
Field Goal Percentage	100.0%	66.7%	33.3%
Third Down Efficiency	53.7%	34.4%	19.3%
Net Yards per Game	397.7	372.7	25.0
NFL Rank -- Net Yds. per Game	29	26	3
Average Plays per Game	61.3	62.0	-0.7
Average Yards per Play	6.5	6.0	0.5
Rushing Yards per Game	109.7	185.7	-76.0
NFL Rank -- Rush Yds. per Game	17	29	-12
Average Yards per Rush	3.7	5.4	-1.7
Rushing Attempts per Game	29.3	34.3	-5.0
Rushing Touchdowns Allowed	4	8	-4
Net Passing Yards per Game	288.0	187.0	101.0
NFL Rank -- Net Pass Yds. per Game	32	13	19
Yards per Pass Attempt	9.8	7.8	2.0
Passing Attempts	92	76	16
Passing Completions	68	47	21
Completion Percentage	73.9%	61.8%	12.1%
Passing Touchdowns Allowed	7	4	3
Interceptions	1	3	-2
Sacks	4	7	-3
Fumbles Caused	1	1	0
Fumbles Recovered	0	0	0
Penalties	29	29	0
Penalty Yards	311	209	102
Gross Punting Average	45.7	48.1	-2.4
Net Punting Average	38.8	39.7	-0.9
Punt Return Average	13.8	14.4	-0.6
Kickoff Return Average	23.4	24.7	-1.3

Bold indicates Cowboys improvement

GAME-BY-GAME STARTERS AND INACTIVES

2025 REGULAR SEASON													
OFFENSE													
DATE	OPPONENT	WR	LT	LG	C	RG	RT	TE	QB	RB	FB	WR	WR
9/4	at Philadelphia	G. Pickens	T. Guyton	T. Smith	C. Beebe	<u>T. Booker</u>	T. Steele	J. Ferguson	D. Prescott	J. Williams		J. Tolbert	C. Lamb
9/14	N.Y. Giants	G. Pickens	T. Guyton	T. Smith	C. Beebe	<u>T. Booker</u>	T. Steele	J. Ferguson	D. Prescott	J. Williams		J. Tolbert	C. Lamb
9/21	at Chicago	G. Pickens	T. Guyton	T. Smith	B. Hoffman	<u>T. Booker</u>	T. Steele	L. Schoonmaker	D. Prescott	J. Williams	H. Luepke		C. Lamb
9/28													
10/5													
10/12													
10/19													
10/26													
11/3													
11/17													
11/23													
11/27													
12/4													
12/14													
12/21													
12/25													
1/4													

2025 REGULAR SEASON													
DEFENSE													
DATE	OPPONENT	DE	DT	DT	DE	LB	LB	LB	CB	NCB	CB	S	S
9/4	at Philadelphia	D. Fowler	O. Odighizuwa	K. Clark	S. Williams	K. Murray	J. Sanborn	D. Clark	D. Bland		K. Elam	M. Hooker	D. Wilson
9/14	N.Y. Giants	D. Fowler	O. Odighizuwa	K. Clark	S. Williams	K. Murray	J. Sanborn	D. Clark	T. Diggs	R. Steward	K. Elam	M. Hooker	D. Wilson
9/21	at Chicago	D. Fowler	O. Odighizuwa	K. Clark	S. Williams	K. Murray	J. Sanborn	D. Clark	T. Diggs		K. Elam	M. Hooker	D. Wilson
9/28													
10/5													
10/12													
10/19													
10/26													
11/3													
11/17													
11/23													
11/27													
12/4													
12/14													
12/21													
12/25													
1/4													

Rookies underlined.

2025 REGULAR SEASON INACTIVES								
DATE	OPPONENT	1	2	3	4	5	6	7
9/4	at Philadelphia	H. Adeniji	<u>J. Blue</u>	<u>A. Cornelius</u>	<u>S. James</u>	T. Keegan	M. Smith	P. Winfrey-I
9/14	N.Y. Giants	H. Adeniji	D. Bland-I	<u>J. Blue</u>	<u>A. Cornelius</u>	<u>S. James</u>	T. Keegan	M. Smith
9/21	at Chicago	D. Bland-I	<u>J. Blue</u>	J. Clowney	<u>A. Cornelius</u>	<u>S. James</u>	T. Keegan	<u>J. Toia</u>
9/28	Green Bay							
10/5	at N.Y. Jets							
10/12	at Carolina							
10/19	Washington							
10/26	at Denver							
11/3	Arizona							
11/17	at Las Vegas							
11/23	Philadelphia							
11/27	Kansas City							
12/4	at Detroit							
12/14	Minnesota							
12/21	L.A. Chargers							
12/25	at Washington							
1/4	at N.Y. Giants							

Underline denotes rookie, "I" denotes injury, "*" denotes QB3

GAME-BY-GAME ELEVATIONS

Date	Opponent	ELEVATIONS	
9/4	@ Philadelphia	WR, Ryan Flourney	LB, Buddy Johnson
9/14	N.Y. Giants	CB, Zion Childress	CB, Robert Rochell
9/21	@ Chicago	CB, Zion Childress	CB, Robert Rochell
9/28	Green Bay		
10/5	@ N.Y. Jets		
10/12	@ Carolina		
10/19	Washington		
10/26	@ Denver		
11/3	Arizona		
11/17	@ Las Vegas		
11/23	Philadelphia		
11/27	Kansas City		
12/4	@ Detroit		
12/14	Minnesota		
12/21	LA Chargers		
12/25	@ Washington		
TBD	@ N.Y. Giants		

BIG RUN PLAYS (10+ YARDS)											
DATE	OPPONENT	QTR	COWBOYS	YARDS	DOWN	RESULT	QTR	OPPONENTS	YARDS	DOWN	RESULT
9/4	at Philadelphia	1	Javonte Williams	11	2-10-PHI 12	TD	1	Saquon Barkley	16	2-3-PHI 48	TD
		3	Miles Sanders	49	2-10-DAL 40	FUM	1	Will Shipley	20	1-10-DAL 25	TD
							2	Jalen Hurts	15	3-5-DAL 24	TD
							2	Saquon Barkley	10t	2-5-DAL 10	TD
9/14	N.Y. Giants						3	Saquon Barkley	12	2-7-PHI 42	FG
		3	Javonte Williams	30t	1-10-NYG 30	TD	4	Cam Skattebo	24	1-10-DAL 25	TD
		4	Javonte Williams	13	1-10-NYG 22	TD	4	Russell Wilson	15	2-10-NYG 37	TD
		5	Javonte Williams	19	2-29-DAL 19	Punt					
9/21	at Chicago	5	Dak Prescott	14	2-9-NYG 42	FG					
		1	Javonte Williams	22	2-3- 50	FUM	2	Olamide Zaccheaus	12	1-10-DAL 23	FG
9/28	Green Bay						3	D'Andre Swift	11	1-10-CHI 24	TD
10/5	at N.Y. Jets										
10/12	at Carolina										
10/19	Washington										
10/26	at Denver										
11/3	Arizona										
11/17	at Las Vegas										
11/23	Philadelphia										
11/27	Kansas City										
12/4	at Detroit										
12/14	Minnesota										
12/21	L.A. Chargers										
12/25	at Washington										
1/4	at N.Y. Giants										
TOTALS				7 - 158 (22.6), 1 TDS					9 - 135 (15.0), 1 TDS		

BIG PASS PLAYS (20+ YARDS)

DATE	OPPONENT	QTR	COWBOYS	YARDS	DOWN	RESULT	QTR	OPPONENTS	YARDS	DOWN	RESULT
9/4	at Philadelphia	1	Dak Prescott -> CeeDee Lamb	32	3-1-PHI 33	TD	2	Jalen Hurts -> Jahan Dotson	51	3-6-PHI 23	TD
		1	Dak Prescott -> CeeDee Lamb	26	3-2-DAL 41	TD					
9/14	N.Y. Giants	2	Dak Prescott -> CeeDee Lamb	33	2-6-DAL 29	FG	1	Russell Wilson -> Wan'Dale Robinson	50	3-24-NYG 48	FG
		4	Dak Prescott -> CeeDee Lamb	25	2-11-DAL 36	TD	1	Russell Wilson -> Malik Nabers	28	3-1-NYG 40	FG
		5	Dak Prescott -> George Pickens	27	1-10-DAL 30	FG	2	Russell Wilson -> Wan'Dale Robinson	25	1-10-NYG 46	TD
							2	Russell Wilson -> Malik Nabers	29t	1-10-DAL 29	TD
							3	Russell Wilson -> Darius Slayton	52	1-10-NYG 33	FG
							4	Russell Wilson -> Wan'Dale Robinson	32t	4-4-DAL 32	TD
							4	Russell Wilson -> Malik Nabers	48t	1-10-DAL 48	TD
9/21	at Chicago	2	Dak Prescott -> George Pickens	21	2-6-CHI 42	TD	1	Caleb Williams -> Colston Loveland	31	1-10-CHI 32	TD
		3	Dak Prescott -> KaVontae Turpin	27	1-10-DAL 34	INT	1	Caleb Williams -> Rome Odunze	35t	3-8-DAL 35	TD
		4	Dak Prescott -> KaVontae Turpin	37	1-10-DAL 49	INT	1	Caleb Williams -> Luther Burden III	65t	1-10-CHI 35	TD
		4	Joe Milton -> George Pickens	24	1-10-DAL 32	INT	2	Caleb Williams -> D'Andre Swift	41	3-9-CHI 36	FG
							2	Caleb Williams -> Luther Burden III	29	1-10-DAL 39	TD
9/28	Green Bay										
10/5	at N.Y. Jets										
10/12	at Carolina										
10/19	Washington										
10/26	at Denver										
11/3	Arizona										
11/17	at Las Vegas										
11/23	Philadelphia										
11/27	Kansas City										
12/4	at Detroit										
12/14	Minnesota										
12/21	L.A. Chargers										
12/25	at Washington										
1/4	at N.Y. Giants										
TOTALS			9 - 252 (28.0), 0 TDS					13 - 516 (39.7), 5 TDS			

BIG RUN AND PASS PLAYS (20+ YARDS)

DATE	OPPONENT	QTR	COWBOYS	RUN	PASS	DOWN	RESULT	QTR	OPPONENTS	RUN	PASS	DOWN	RESULT		
9/4	at Philadelphia	1	D. Prescott -> C. Lamb	32	3-1-PHI	33	TD	1	W. Shipley run	20	1-10-DAL	25	TD		
		1	D. Prescott -> C. Lamb	26	3-2-DAL	41	TD	2	J. Hurts -> J. Dotson	51	3-6-PHI	23	TD		
		3	M. Sanders run	49	2-10-DAL	40	FUM								
9/14	N.Y. Giants	2	D. Prescott -> C. Lamb	33	2-6-DAL	29	FG	1	R. Wilson -> W. Robinson	50	3-24-NYG	48	FG		
		3	J. Williams run	30t	1-10-NYG	30	TD	1	R. Wilson -> M. Nabers	28	3-1-NYG	40	FG		
		4	D. Prescott -> C. Lamb	25	2-11-DAL	36	TD	2	R. Wilson -> W. Robinson	25	1-10-NYG	46	TD		
		5	D. Prescott -> G. Pickens	27	1-10-DAL	30	FG	2	R. Wilson -> M. Nabers	29t	1-10-DAL	29	TD		
								3	R. Wilson -> D. Slayton	52	1-10-NYG	33	FG		
9/21	at Chicago							4	C. Skattebo run	24	1-10-DAL	25	TD		
								4	R. Wilson -> W. Robinson	32t	4-4-DAL	32	TD		
								4	R. Wilson -> M. Nabers	48t	1-10-DAL	48	TD		
9/21	at Chicago	1	J. Williams run	22	2-3-	50	FUM	1	C. Williams -> C. Loveland	31	1-10-CHI	32	TD		
		2	D. Prescott -> G. Pickens	21	2-6-CHI	42	TD	1	C. Williams -> R. Odunze	35t	3-8-DAL	35	TD		
		3	D. Prescott -> K. Turpin	27	1-10-DAL	34	INT	1	C. Williams -> L. Burden III	65t	1-10-CHI	35	TD		
		4	D. Prescott -> K. Turpin	37	1-10-DAL	49	INT	2	C. Williams -> D. Swift	41	3-9-CHI	36	FG		
		4	J. Milton -> G. Pickens	24	1-10-DAL	32	INT	2	C. Williams -> L. Burden III	29	1-10-DAL	39	TD		
TOTALS			12 - 353 (29.4), 1 TDS (3 RUNS, 1 TD, 9 PASSES, 0 TDS)							15 - 560 (37.3), 5 TDS (2 RUNS, 0 TDS, 13 PASSES, 5 TDS)					

BIG RETURNS: 30+ KO/10+ PUNT/10+ BLK KR/20+ INT/10+ FUM

DATE	OPPONENT	QTR	RETURN	COWBOYS	YARDS	DOWN	RESULT	QTR	RETURN	OPPONENTS YARDS	DOWN	RESULT
9/4	at Philadelphia			NONE						NONE		
9/14	N.Y. Giants	1	KO	J. Tolbert	30	50	FG	4	KO	T. Tracy Jr. 30	NYG 35	TD
								4	KO	T. Tracy Jr. 30	NYG 35	TD
								5	Punt	G. Olszewski 21	NYG 34	Punt
9/21	at Chicago	2	Punt	K. Turpin	19	DAL 43	Punt	2	Punt	D. Duvernay 19	CHI 29	Punt
		4	KO	K. Turpin	31	CHI 27	INT	3	Punt	D. Duvernay 12	CHI 24	Punt
9/28	Green Bay											
10/5	at N.Y. Jets											
10/12	at Carolina											
10/19	Washington											
10/26	at Denver											
11/3	Arizona											
11/17	at Las Vegas											
11/23	Philadelphia											
11/27	Kansas City											
12/4	at Detroit											
12/14	Minnesota											
12/21	L.A. Chargers											
12/25	at Washington											
1/4	at N.Y. Giants											
TOTALS		3 - 80 (26.7), 0 TDS						5 - 112 (22.4), 0 TDS				

SCORING DRIVES

DATE	OPPONENT	Q	TIME	PLAYS	YARDS	SCORING PLAY	DAL	OPP	Q	TIME	PLAYS	YARDS	SCORING PLAY	DAL	OPP
9/4	at Philadelphia	1	3:11	6	53	J. Williams: 1 run	7	0	1	5:54	10	70	J. Hurts: 4 run	7	7
		2	5:59	9	88	J. Williams: 1 run	14	7	2	8:10	12	65	J. Hurts: 8 run	14	14
		2	4:12	10	46	B. Aubrey: 41 FG	17	14	2	1:43	8	81	S. Barkley: 10 run	17	21
		2	0:51	7	53	B. Aubrey: 53 FG	20	21	3	6:30	10	32	J. Elliott: 58 FG	20	24
9/14	N.Y. Giants	2	3:49	8	42	B. Aubrey: 51 FG	3	6	1	8:49	16	60	G. Gano: 38 FG	0	3
		2	3:26	8	64	K. Turpin: 10 pass from D. Prescott	10	13	1	3:42	8	55	G. Gano: 33 FG	0	6
		3	3:00	6	90	J. Williams: 30 run	17	13	2	2:48	5	70	M. Nabers: 29 pass from R. Wilson	3	13
		4	6:25	11	56	B. Aubrey: 44 FG	20	16	3	1:42	5	52	G. Gano: 33 FG	17	16
		4	5:53	10	85	M. Sanders: 4 run	27	23	4	2:06	4	60	C. Skattebo: 1 run	20	23
		4	1:52	11	71	G. Pickens: 6 pass from D. Prescott	34	30	4	3:30	7	63	W. Robinson: 32 pass from R. Wilson	27	30
		4	0:25	4	21	B. Aubrey: 64 FG	37	37	4	0:27	3	63	M. Nabers: 48 pass from R. Wilson	34	37
		OT	2:00	4	42	B. Aubrey: 46 FG	40	37							
9/21	at Chicago	1	6:14	11	46	B. Aubrey: 53 FG	3	7	1	1:56	5	76	R. Odunze: 35 pass from C. Williams	0	7
		2	5:21	10	50	B. Aubrey: 33 FG	6	14	1	0:11	1	65	L. Burden III: 65 pass from C.	3	14
		2	4:12	7	57	G. Pickens: 2 pass from D. Prescott	14	14	2	3:42	8	54	Williams	14	17
									2	2:00	7	71	C. Santos: 30 FG	14	24
									3	9:54	19	76	C. Kmet: 10 pass from C. Williams	14	31
													D. Moore: 4 pass from C. Williams		
9/28															
10/5															
10/12															
10/19															
10/26															
11/3															
11/17															
11/23															
11/27															
12/4															
12/14															
12/21															
12/25															
1/4															
AVG			3:47	8.1	57.6					3:56	8.0	63.3			

TURNOVER CHART

TAKEAWAYS						
DATE	OPPONENT	TAKEAWAY	QTR.	SCORE	YD-LINE	RESULT
9/4	at Philadelphia	None				
9/14	N.Y. Giants	D. Wilson INT (R. Wilson)	5	37-37	DAL 30	FG
9/21	at Chicago	None				
9/28						
10/5						
10/12						
10/19						
10/26						
11/3						
11/17						
11/23						
11/27						
12/4						
12/14						
12/21						
12/25						
1/4						

GIVEAWAYS						
DATE	OPPONENT	TAKEAWAY	QTR.	SCORE	YD-LINE	RESULT
9/4	at Philadelphia	M. Sanders fumble (J. Campbell FF; Q. Mitchell FR)	3	20-24	PHI 10	Punt
9/14	N.Y. Giants	D. Prescott INT (D. Phillips)	3	10-13	DAL 40	Downs
9/21	at Chicago	J. Williams fumble (T. Stevenson FF; T. Stevenson FR)	1	0-0	CHI 28	TD
		D. Prescott INT (T. Edmunds)	4	14-31	CHI 27	Punt
		D. Prescott INT (T. Edmunds: touchback)	4	14-31	CHI (-2)	Punt
		J. Milton INT (K. Byard III: touchback)	4	14-31	CHI (-3)	EOG
9/28						
10/5						
10/12						
10/19						
10/26						
11/3						
11/17						
11/23						
11/27						
12/4						
12/14						
12/21						
12/25						
1/4						

TURNOVERS		
Offense:	6 Giveaways 7 Points (1 TD, 0 FG)	Ratio -5 (1 take, 6 gives)
Defense:	1 Takeaway 3 Points (0 TD, 1 FG)	
Special Teams:	0 Giveaways 0 Points (0 TD, 0 FG)	Points Off Turnovers Ratio -4 (3 scored, 7 allowed)
	0 Takeaways 0 Points (0 TD, 0 FG)	

TAKEAWAY/GIVEAWAY CHART							
DATE	OPPONENT	+/- RATIO	COWBOYS TAKEAWAYS	POINTS OFF TAKEAWAYS	COWBOYS GIVEAWAYS	POINTS OFF GIVEAWAYS	POINTS OFF TO RATIO
9/4	at Philadelphia	-1	0 (0 FUM, 0 INT)	0	1 (1 FUM, 0 INT)	0	0
9/14	N.Y. Giants	0	1 (0 FUM, 1 INT)	3	1 (0 FUM, 1 INT)	0	+3
9/21	at Chicago	-4	0 (0 FUM, 0 INT)	0	4 (1 FUM, 3 INT)	7	-7
09/28							
10/05							
10/12							
10/19							
10/26							
11/03							
11/17							
11/23							
11/27							
12/04							
12/14							
12/21							
12/25							
01/04							
TOTALS		-5	1 (0 FUM, 1 INT)	3	6 (2 FUM, 4 INT)	7	-4

TURNOVER ANALYSIS AND FIRST DOWNS

FUMBLES

Player	Fum-Lost		
D. Prescott	1	-	0
M. Sanders	1	-	1
J. Williams	1	-	1
Total	3	-	2
Opponent	1	-	0

PLUS/MINUS TURNOVER RATIO

				+/ -
First Quarter	0 Takeaways	1 Turnover		-1
Second Quarter	0 Takeaways	0 Turnovers		E
First Half	0 Takeaways	1 Turnover		-1
Third Quarter	0 Takeaways	3 Turnovers		-3
Fourth Quarter	0 Takeaways	2 Turnovers		-2
Overtime	1 Takeaway	0 Turnovers		1
Second Half	1 Takeaway	5 Turnovers		-4
Totals	1 Takeaway	6 Turnovers		-5

TAKE-AWAY BREAKDOWN

	TAKE-AWAYS			POINTS OFF TAKE-AWAYS					
	INTs	Fum	Total	TDs	FGs	Tot. Scores	Tot. Pts	Scoring Pct.	Pts./ Take-away
Cowboys	1	0	1	0	1	1	3	0.0	3.0
Opponents	3	2	5	1	0	1	7	20.0%	1.4

FIRST DOWNS EARNED

Total First Downs (First downs on third and fourth downs)

No Player	Rushing	Receiving	Passing	Total
4 D. Prescott	1		39 (16)	40 (16)
33 J. Williams	14 (2)	2		16 (2)
3 G. Pickens		12 (5)		12 (5)
88 C. Lamb		10 (4)		10 (4)
9 K. Turpin	2	6 (2)		8 (2)
87 J. Ferguson		6 (1)		6 (1)
1 J. Tolbert		4 (4)		4 (4)
24 M. Sanders	4			4
10 J. Milton			2 (1)	2 (1)
19 R. Flourmoy		1 (1)		1 (1)
Totals	21 (2)	41 (17)	41 (17)	--

Note - One awarded to the passer and receiver on a pass completion

THIRD DOWN EFFICIENCY

COWBOYS												
Date	Opponent	3rd & 1	3rd & 2	3rd & 3	3rd & 4	3rd & 5	3rd & 6	3rd & 7	3rd & 8	3rd & 9	3rd & 10+	Total
9/4	at Philadelphia	3 / 3	2 / 2	0 / 0	0 / 0	2 / 2	0 / 0	0 / 0	0 / 0	0 / 0	0 / 4	7 / 11
9/14	N.Y. Giants	0 / 1	0 / 0	0 / 1	1 / 1	2 / 2	0 / 0	0 / 1	1 / 1	1 / 1	1 / 6	6 / 14
9/21	at Chicago	1 / 2	0 / 0	0 / 0	2 / 2	0 / 2	0 / 0	0 / 1	0 / 2	0 / 1	0 / 1	3 / 11
9/28	Green Bay											
10/5	at N.Y. Jets											
10/12	at Carolina											
10/19	Washington											
10/26	at Denver											
11/3	Arizona											
11/17	at Las Vegas											
11/23	Philadelphia											
11/27	Kansas City											
12/4	at Detroit											
12/14	Minnesota											
12/21	L.A. Chargers											
12/25	at Washington											
1/4	at N.Y. Giants											
TOTALS		4 / 6	2 / 2	0 / 1	3 / 3	4 / 6	0 / 0	0 / 2	1 / 3	1 / 2	1 / 11	16 / 36
		66.7%	100.0%	0.0%	100.0%	66.7%	0.0%	0.0%	33.3%	50.0%	9.1%	44.4%
3RD & 1-3: 6 / 9 = 66.7%				3RD & 4-6: 7 / 9 = 77.8%				3RD & 7-10+: 3 / 18 = 16.7%				

OPPONENT												
Date	Opponent	3rd & 1	3rd & 2	3rd & 3	3rd & 4	3rd & 5	3rd & 6	3rd & 7	3rd & 8	3rd & 9	3rd & 10+	Total
9/4	at Philadelphia	2 / 2	1 / 1	2 / 2	1 / 1	1 / 1	1 / 1	0 / 1	0 / 0	0 / 0	0 / 4	8 / 13
9/14	N.Y. Giants	2 / 2	0 / 0	1 / 2	1 / 2	1 / 2	0 / 0	0 / 2	0 / 0	0 / 0	1 / 4	6 / 14
9/21	at Chicago	2 / 2	1 / 1	0 / 0	1 / 1	0 / 0	1 / 2	0 / 0	1 / 1	1 / 3	1 / 4	8 / 14
9/28	Green Bay											
10/5	at N.Y. Jets											
10/12	at Carolina											
10/19	Washington											
10/26	at Denver											
11/3	Arizona											
11/17	at Las Vegas											
11/23	Philadelphia											
11/27	Kansas City											
12/4	at Detroit											
12/14	Minnesota											
12/21	L.A. Chargers											
12/25	at Washington											
1/4	at N.Y. Giants											
TOTALS		6 / 6	2 / 2	3 / 4	3 / 4	2 / 3	2 / 3	0 / 3	1 / 1	1 / 3	2 / 12	22 / 41
		100.0%	100.0%	75.0%	75.0%	66.7%	66.7%	0.0%	100.0%	33.3%	16.7%	53.7%
3RD & 1-3: 11 / 12 = 91.7%				3RD & 4-6: 7 / 10 = 70.0%				3RD & 7-10+: 4 / 19 = 21.1%				

FOURTH DOWN EFFICIENCY

COWBOYS								OPPONENT					
Date	Opponent	4th & 1	4th & 2	4th & 3	4th & 4	4th & 5+	Total	4th & 1	4th & 2	4th & 3	4th & 4	4th & 5+	Total
9/4	at Philadelphia	0 / 0	0 / 0	0 / 1	0 / 0	0 / 0	0 / 1	0 / 0	0 / 0	0 / 0	0 / 0	0 / 0	0 / 0
9/14	N.Y. Giants	0 / 0	0 / 0	1 / 1	0 / 0	0 / 0	1 / 1	0 / 0	0 / 0	0 / 1	1 / 1	0 / 0	1 / 2
9/21	at Chicago	0 / 1	1 / 1	0 / 0	0 / 0	1 / 1	2 / 3	0 / 0	0 / 0	0 / 0	1 / 1	0 / 0	1 / 1
9/28	Green Bay												
10/5	at N.Y. Jets												
10/12	at Carolina												
10/19	Washington												
10/26	at Denver												
11/3	Arizona												
11/17	at Las Vegas												
11/23	Philadelphia												
11/27	Kansas City												
12/4	at Detroit												
12/14	Minnesota												
12/21	L.A. Chargers												
12/25	at Washington												
1/4	at N.Y. Giants												
	TOTALS	0 / 1	1 / 1	1 / 2	0 / 0	1 / 1	3 / 5	0 / 0	0 / 0	0 / 1	2 / 2	0 / 0	2 / 3
		0.0%	100.0%	50.0%	0.0%	100.0%	60.0%	0.0%	0.0%	0.0%	100.0%	0.0%	66.7%

TIME SPENT AND QB DRIVECHART

TIME SPENT

	Opponent	Time Tied	Pct Tied	Time Lead	Pct Lead	Time Behind	Pct Behind	Tot Time
9/4	@ Philadelphia	13:17	22.1	15:47	26.3	30:56	51.6	60:00
9/14	N.Y. Giants	18:46	26.8	14:12	20.3	37:02	52.9	70:00
9/21	@ Chicago	8:01	13.4	0:00	0.0	51:59	86.6	60:00
9/28	Green Bay							
10/5	@ N.Y. Jets							
10/12	@ Carolina							
10/19	Washington							
10/26	@ Denver							
11/3	Arizona							
11/17	@ Las Vegas							
11/23	Philadelphia							
11/27	Kansas City							
12/4	Detroit							
12/14	Minnesota							
12/21	LA Chargers							
12/25	@ Washington							
TBD	@ N.Y. Giants							
	Total	40:04	21.1	29:59	15.8	119:57	63.1	190:00
	Average/Game	12:39		9:28		37:53		

QUARTERBACK DRIVE CHART

	Tot. Drives	TD	FG	Miss FG	Blk FG	Punt	Blk Punt	Downs	Fum	Int	Safety	Game/ Half	Tot Pts.	Score Pct	Pts/ Poss
D. Prescott	31	7	8	0	0	8	0	1	2	3	0	2	73	48.4	2.4
J. Milton	1	0	0	0	0	0	0	0	0	1	0	0	0	0.0	0.0
Cowboys Tot.	32	7	8	0	0	8	0	1	2	4	0	2	0	46.9	2.3
Opp. Totals	30	11	5	0	0	10	0	1	0	1	0	2	92	53.3	3.1

DRIVE EFFICIENCY

COWBOYS

DATE	OPPONENT	POSS	TD	PAT	2-PT	M-2PT	FG	FGA	MFG	BK-FG	PUNT	INT	FUM	SAF	DWNS	HF	GM	PTS	TD%	SCORE%	PTS/POSS
9/4	at Philadelphia	8	2	2	0	0	2	2	0	0	2	0	1	0	1	0	0	20	25.0	50.0	2.5
9/14	N.Y. Giants	14	4	4	0	0	4	4	0	0	4	1	0	0	0	1	0	40	28.6	57.1	2.9
9/21	at Chicago	10	1	1	1	1	2	2	0	0	2	3	1	0	0	1	0	14	10.0	30.0	1.4
9/28	Green Bay																				
10/5	at N.Y. Jets																				
10/12	at Carolina																				
10/19	Washington																				
10/26	at Denver																				
11/3	Arizona																				
11/17	at Las Vegas																				
11/23	Philadelphia																				
11/27	Kansas City																				
12/4	at Detroit																				
12/14	Minnesota																				
12/21	L.A. Chargers																				
12/25	at Washington																				
1/4	at N.Y. Giants																				
2025 TOTALS		32	7	7	1	1	8	8	0	0	8	4	2	0	1	2	0	74	21.9	46.9	2.3

OPPONENT

DATE	OPPONENT	POSS	TD	PAT	2-PT	M-2PT	FG	FGA	MFG	BK-FG	PUNT	INT	FUM	SAF	DWNS	HF	GM	PTS	TD%	SCORE%	PTS/POSS
9/4	at Philadelphia	8	3	3	0	0	1	1	0	0	3	0	0	0	0	0	1	24	37.5	50.0	3.0
9/14	N.Y. Giants	12	4	4	0	0	3	3	0	0	3	1	0	0	1	0	0	37	33.3	58.3	3.1
9/21	at Chicago	10	4	4	0	0	1	1	0	0	4	0	0	0	0	0	1	31	40.0	50.0	3.1
9/28	Green Bay																				
10/5	at N.Y. Jets																				
10/12	at Carolina																				
10/19	Washington																				
10/26	at Denver																				
11/3	Arizona																				
11/17	at Las Vegas																				
11/23	Philadelphia																				
11/27	Kansas City																				
12/4	at Detroit																				
12/14	Minnesota																				
12/21	L.A. Chargers																				
12/25	at Washington																				
1/4	at N.Y. Giants																				
2025 TOTALS		30	11	11	0	0	5	5	0	0	10	1	0	0	1	0	2	92	36.7	53.3	3.1

OPENING DRIVES

		COWBOYS								OPPONENT							
		FIRST HALF				SECOND HALF				FIRST HALF				SECOND HALF			
DATE	OPPONENT	PLAYS	YDS	TIME	RESULT	PLAYS	YDS	TIME	RESULT	PLAYS	YDS	TIME	RESULT	PLAYS	YDS	TIME	RESULT
09/04	at Eagles	6	53	3:11	TD	9	61	3:46	FUM	10	70	5:54	TD	10	32	6:30	FG
09/14	Giants	3	4	1:24	Punt	2	0	0:18	INT	16	60	8:49	FG	8	30	4:22	Downs
09/21	at Bears	2	29	0:42	FUM	7	18	4:57	Punt	3	-2	1:47	Punt	19	76	9:54	TD

SCORING DRIVE LENGTH

Opponent	DALLAS																																
	<10 Yards			10-19 Yards			20-29 Yards			30-39 Yards			40-49 Yards			50-59 Yards			60-69 Yards			70-79 Yards			80-89 Yards			90+ Yards			TOTAL		
	TD	FG	Tot	TD	FG	Tot	TD	FG	Tot	TD	FG	Tot	TD	FG	Tot	TD	FG	Tot	TD	FG	Tot	TD	FG	Tot	TD	FG	Tot	TD	FG	Tot			
@ Philadelphia	0	0	0	0	0	0	0	0	0	0	0	0	0	0	1	1	1	0	0	0	0	0	0	0	0	0	0	0	0	0	2	2	0
N.Y. Giants	0	0	0	0	0	0	0	0	1	0	0	0	0	0	2	0	0	1	0	1	0	0	0	1	0	0	1	0	0	0	4	4	0
@ Chicago	0	0	0	0	0	0	0	0	0	0	0	0	0	0	1	1	0	0	0	0	0	0	0	0	0	0	0	0	0	0	1	2	0
Green Bay	0	0	0	0	0	0	0	0	0	0	0	0	0	0	0	0	0	0	0	0	0	0	0	0	0	0	0	0	0	0	0	0	0
@ N.Y. Jets	0	0	0	0	0	0	0	0	0	0	0	0	0	0	0	0	0	0	0	0	0	0	0	0	0	0	0	0	0	0	0	0	0
@ Carolina	0	0	0	0	0	0	0	0	0	0	0	0	0	0	0	0	0	0	0	0	0	0	0	0	0	0	0	0	0	0	0	0	0
Washington	0	0	0	0	0	0	0	0	0	0	0	0	0	0	0	0	0	0	0	0	0	0	0	0	0	0	0	0	0	0	0	0	0
@ Denver	0	0	0	0	0	0	0	0	0	0	0	0	0	0	0	0	0	0	0	0	0	0	0	0	0	0	0	0	0	0	0	0	0
Arizona	0	0	0	0	0	0	0	0	0	0	0	0	0	0	0	0	0	0	0	0	0	0	0	0	0	0	0	0	0	0	0	0	0
@ Las Vegas	0	0	0	0	0	0	0	0	0	0	0	0	0	0	0	0	0	0	0	0	0	0	0	0	0	0	0	0	0	0	0	0	0
Philadelphia	0	0	0	0	0	0	0	0	0	0	0	0	0	0	0	0	0	0	0	0	0	0	0	0	0	0	0	0	0	0	0	0	0
Kansas City	0	0	0	0	0	0	0	0	0	0	0	0	0	0	0	0	0	0	0	0	0	0	0	0	0	0	0	0	0	0	0	0	0
@ Detroit	0	0	0	0	0	0	0	0	0	0	0	0	0	0	0	0	0	0	0	0	0	0	0	0	0	0	0	0	0	0	0	0	0
Minnesota	0	0	0	0	0	0	0	0	0	0	0	0	0	0	0	0	0	0	0	0	0	0	0	0	0	0	0	0	0	0	0	0	0
LA Chargers	0	0	0	0	0	0	0	0	0	0	0	0	0	0	0	0	0	0	0	0	0	0	0	0	0	0	0	0	0	0	0	0	0
@ Washington	0	0	0	0	0	0	0	0	0	0	0	0	0	0	0	0	0	0	0	0	0	0	0	0	0	0	0	0	0	0	0	0	0
@ N.Y. Giants	0	0	0	0	0	0	0	0	0	0	0	0	0	0	0	0	0	0	0	0	0	0	0	0	0	0	0	0	0	0	0	0	0
TOTALS	0	0	0	0	0	0	0	1	0	0	0	0	0	4	0	2	3	0	1	0	0	1	0	0	2	0	0	1	0	0	7	8	0

Opponent	<10 Yards			10-19 Yards			20-29 Yards			30-39 Yards			40-49 Yards			50-59 Yards			60-69 Yards			70-79 Yards			80-89 Yards			90+ Yards			TOTAL		
	TD	FG	Tot	TD	FG	Tot	TD	FG	Tot	TD	FG	Tot	TD	FG	Tot	TD	FG	Tot	TD	FG	Tot	TD	FG	Tot	TD	FG	Tot	TD	FG	Tot			
@ Philadelphia	0	0	0	0	0	0	0	0	0	0	1	0	0	0	0	0	0	0	1	0	0	1	0	0	0	0	0	0	3	1	0		
N.Y. Giants	0	0	0	0	0	0	0	0	0	0	0	0	0	0	0	0	2	0	3	1	0	1	0	0	0	0	0	0	4	3	0		
@ Chicago	0	0	0	0	0	0	0	0	0	0	0	0	0	0	0	0	1	1	1	0	0	3	0	0	0	0	0	0	4	1	0		
Green Bay	0	0	0	0	0	0	0	0	0	0	0	0	0	0	0	0	0	0	0	0	0	0	0	0	0	0	0	0	0	0	0		
@ N.Y. Jets	0	0	0	0	0	0	0	0	0	0	0	0	0	0	0	0	0	0	0	0	0	0	0	0	0	0	0	0	0	0	0		
@ Carolina	0	0	0	0	0	0	0	0	0	0	0	0	0	0	0	0	0	0	0	0	0	0	0	0	0	0	0	0	0	0	0		
Washington	0	0	0	0	0	0	0	0	0	0	0	0	0	0	0	0	0	0	0	0	0	0	0	0	0	0	0	0	0	0	0		
@ Denver	0	0	0	0	0	0	0	0	0	0	0	0	0	0	0	0	0	0	0	0	0	0	0	0	0	0	0	0	0	0	0		
Arizona	0	0	0	0	0	0	0	0	0	0	0	0	0	0	0	0	0	0	0	0	0	0	0	0	0	0	0	0	0	0	0		
@ Las Vegas	0	0	0	0	0	0	0	0	0	0	0	0	0	0	0	0	0	0	0	0	0	0	0	0	0	0	0	0	0	0	0		
Philadelphia	0	0	0	0	0	0	0	0	0	0	0	0	0	0	0	0	0	0	0	0	0	0	0	0	0	0	0	0	0	0	0		
Kansas City	0	0	0	0	0	0	0	0	0	0	0	0	0	0	0	0	0	0	0	0	0	0	0	0	0	0	0	0	0	0	0		
@ Detroit	0	0	0	0	0	0	0	0	0	0	0	0	0	0	0	0	0	0	0	0	0	0	0	0	0	0	0	0	0	0	0		
Minnesota	0	0	0	0	0	0	0	0	0	0	0	0	0	0	0	0	0	0	0	0	0	0	0	0	0	0	0	0	0	0	0		
LA Chargers	0	0	0	0	0	0	0	0	0	0	0	0	0	0	0	0	0	0	0	0	0	0	0	0	0	0	0	0	0	0	0		
@ Washington	0	0	0	0	0	0	0	0	0	0	0	0	0	0	0	0	0	0	0	0	0	0	0	0	0	0	0	0	0	0	0		
@ N.Y. Giants	0	0	0	0	0	0	0	0	0	0	0	0	0	0	0	0	0	0	0	0	0	0	0	0	0	0	0	0	0	0	0		
TOTALS	0	0	0	0	0	0	0	0	0	0	1	0	0	0	0	3	0	5	1	0	5	0	0	1	0	0	0	0	11	5	0		

INSIDE THE 20

COWBOYS																		
Date	Opponent	Pos	TD	PAT	2-Pt.	Miss PAT	FG	FGA	Blk/ MFG	INT	Fum	Dwns	Half	Game	Pts	TD%	Score Pct.	Pts/Poss
9/4	at Philadelphia	3	2	2	0	0	0	0	0	0	1	0	0	0	14	66.7	66.7	4.7
9/14	N.Y. Giants	3	3	3	0	0	0	0	0	0	0	0	0	0	21	100.0	100.0	7.0
9/21	at Chicago	4	1	0	1	0	1	1	0	2	0	0	0	0	11	25.0	50.0	2.8
9/28	Green Bay																	
10/5	at N.Y. Jets																	
10/12	at Carolina																	
10/19	Washington																	
10/26	at Denver																	
11/3	Arizona																	
11/17	at Las Vegas																	
11/23	Philadelphia																	
11/27	Kansas City																	
12/4	at Detroit																	
12/14	Minnesota																	
12/21	L.A. Chargers																	
12/25	at Washington																	
1/4	at N.Y. Giants																	
TOTALS		10	6	5	1	0	1	1	0	2	1	0	0	0	46	60.0	70.0	4.6

OPPONENT																		
Date	Opponent	Pos	TD	PAT	2-Pt.	Miss PAT	FG	FGA	Blk/ MFG	INT	Fum	Dwns	Half	Game	Pts	TD%	Score Pct.	Pts/Poss
9/4	at Philadelphia	3	3	3	0	0	0	0	0	0	0	0	0	0	21	100.0	100.0	7.0
9/14	N.Y. Giants	5	1	1	0	0	3	3	0	0	0	1	0	0	16	20.0	80.0	3.2
9/21	at Chicago	3	2	2	0	0	1	1	0	0	0	0	0	0	17	66.7	100.0	5.7
9/28	Green Bay																	
10/5	at N.Y. Jets																	
10/12	at Carolina																	
10/19	Washington																	
10/26	at Denver																	
11/3	Arizona																	
11/17	at Las Vegas																	
11/23	Philadelphia																	
11/27	Kansas City																	
12/4	at Detroit																	
12/14	Minnesota																	
12/21	L.A. Chargers																	
12/25	at Washington																	
1/4	at N.Y. Giants																	
TOTALS		11	6	6	0	0	4	4	0	0	0	1	0	0	54	54.5	90.9	4.9

GOAL TO GO

COWBOYS

Date	Opponent	Pos	TD	PAT	2-Pt.	Miss	FG	FGA	Blk/	INT	Fum	Dwns	Half	Drive Ends		Pts	TD%	Score	
						PAT			MFG					Game				Pct.	Pts/Poss
9/4	at Philadelphia	2	2	2	0	0	0	0	0	0	0	0	0	0		14	100.0	100.0	7.0
9/14	N.Y. Giants	2	2	2	0	0	0	0	0	0	0	0	0	0		14	100.0	100.0	7.0
9/21	at Chicago	2	1	0	1	0	0	0	0	1	0	0	0	0		8	50.0	50.0	4.0
9/28	Green Bay																		
10/5	at N.Y. Jets																		
10/12	at Carolina																		
10/19	Washington																		
10/26	at Denver																		
11/3	Arizona																		
11/17	at Las Vegas																		
11/23	Philadelphia																		
11/27	Kansas City																		
12/4	at Detroit																		
12/14	Minnesota																		
12/21	L.A. Chargers																		
12/25	at Washington																		
1/4	at N.Y. Giants																		
TOTALS		6	5	4	1	0	0	0	0	1	0	0	0	0		36	83.3	83.3	6.0

OPPONENT

Date	Opponent	Pos	TD	PAT	2-Pt.	Miss	FG	FGA	Blk/	INT	Fum	Dwns	Half	Drive Ends		Pts	TD%	Score	
						PAT			MFG					Game				Pct.	Pts/Poss
9/4	at Philadelphia	2	2	2	0	0	0	0	0	0	0	0	0	0		14	100.0	100.0	7.0
9/14	N.Y. Giants	1	1	1	0	0	0	0	0	0	0	0	0	0		7	100.0	100.0	7.0
9/21	at Chicago	2	2	2	0	0	0	0	0	0	0	0	0	0		14	100.0	100.0	7.0
9/28	Green Bay																		
10/5	at N.Y. Jets																		
10/12	at Carolina																		
10/19	Washington																		
10/26	at Denver																		
11/3	Arizona																		
11/17	at Las Vegas																		
11/23	Philadelphia																		
11/27	Kansas City																		
12/4	at Detroit																		
12/14	Minnesota																		
12/21	L.A. Chargers																		
12/25	at Washington																		
1/4	at N.Y. Giants																		
TOTALS		5	5	5	0	0	0	0	0	0	0	0	0	0		35	100.0	100.0	7.0

RUSHES/COMPLETIONS CHART

2025 REGULAR SEASON COWBOYS ADVANCES

DATE	OPPONENT	RUSHES	COMPLETIONS	ADVANCES	OUTCOME
9/4	at Philadelphia	22	21	43	L 24-20
9/14	N.Y. Giants	28	38	66	W 40-37 OT
9/21	at Chicago	20	34	54	L 31-14
9/28	Green Bay				
10/5	at N.Y. Jets				
10/12	at Carolina				
10/19	Washington				
10/26	at Denver				
11/3	Arizona				
11/17	at Las Vegas				
11/23	Philadelphia				
11/27	Kansas City				
12/4	at Detroit				
12/14	Minnesota				
12/21	L.A. Chargers				
12/25	at Washington				
1/4	at N.Y. Giants				
TOTALS		70	93	163	

2025 REGULAR SEASON OPPONENT ADVANCES

DATE	OPPONENT	RUSHES	COMPLETIONS	ADVANCES	OUTCOME
9/4	at Philadelphia	38	19	57	L 24-20
9/14	N.Y. Giants	21	30	51	W 40-37 OT
9/21	at Chicago	29	19	48	L 31-14
9/28	Green Bay				
10/5	at N.Y. Jets				
10/12	at Carolina				
10/19	Washington				
10/26	at Denver				
11/3	Arizona				
11/17	at Las Vegas				
11/23	Philadelphia				
11/27	Kansas City				
12/4	at Detroit				
12/14	Minnesota				
12/21	L.A. Chargers				
12/25	at Washington				
1/4	at N.Y. Giants				
TOTALS		88	68	156	

COWBOYS RECORD WHEN:

Having 45 or more advances	1 - 1
Having 50 or more advances	1 - 1
Having less than 45 advances	0 - 1
Having less than 50 advances	0 - 1
Allowing 45 or more advances	1 - 2
Allowing 50 or more advances	1 - 1
Allowing less than 45 advances	0 - 0
Allowing less than 50 advances	0 - 1

NOTE: Advances equal to all rushing attempts plus completions.

QUARTER BY QUARTER ANALYSIS

DALLAS													OPPONENT												
1st Quarter																									
	Pts	Yds	Rush	Pass	1st Dwns	3rd Down			TOP	Penalties		Pts	Yds	Rush	Pass	1st Dwns	3rd Down			TOP	Penalties				
						Md	Att	Pct		No.	Yds						Md	Att	Pct		No.	Yds			
@ Phi	7	116	37	79	8	2	2	100.0%	9:06	2	22	7	70	56	14	5	1	1	100.0%	5:54	4	54			
NYG	0	12	5	7	0	0	1	0.0%	2:29	1	5	6	170	22	148	6	4	6	66.7%	12:31	7	65			
@ Chi	3	127	66	61	6	2	3	66.7%	11:06	1	5	14	134	-1	135	4	1	2	50.0%	3:54	0	0			
GB																									
@ NYJ																									
@ Car																									
Was																									
@ Den																									
Ari																									
@ LV																									
Phi																									
KC																									
@ Det																									
Min																									
LAC																									
@ Was																									
@ NYG																									
Totals	10	255	108	147	14	4	6	66.7%	7:34	4	32	27	374	77	297	15	6	9	66.7%	7:26	11	119			

2nd Quarter																									
	Pts	Yds	Rush	Pass	1st Dwns	3rd Down			TOP	Penalties		Pts	Yds	Rush	Pass	1st Dwns	3rd Down			TOP	Penalties				
						Md	Att	Pct		No.	Yds						Md	Att	Pct		No.	Yds			
@ Phi	13	61	13	48	8	2	3	66.7%	5:07	0	0	14	146	67	79	8	4	4	100.0%	9:53	3	39			
NYG	10	133	11	122	9	2	5	40.0%	9:42	3	25	7	81	8	73	3	1	3	33.3%	5:18	2	15			
@ Chi	11	73	19	54	5	0	2	0.0%	7:38	1	5	10	141	37	104	6	2	4	50.0%	7:22	4	30			
GB																									
@ NYJ																									
@ Car																									
Was																									
@ Den																									
Ari																									
@ LV																									
Phi																									
KC																									
@ Det																									
Min																									
LAC																									
@ Was																									
@ NYG																									
Totals	34	267	43	224	22	4	10	40.0%	7:29	4	30	31	368	112	256	17	7	11	63.6%	7:31	9	84			

3rd Quarter																									
	Pts	Yds	Rush	Pass	1st Dwns	3rd Down			TOP	Penalties		Pts	Yds	Rush	Pass	1st Dwns	3rd Down			TOP	Penalties				
						Md	Att	Pct		No.	Yds						Md	Att	Pct		No.	Yds			
@ Phi	0	87	71	16	4	2	2	100.0%	6:56	1	15	3	39	29	10	3	0	2	0.0%	8:04	1	12			
NYG	7	88	48	40	8	1	1	100.0%	8:56	1	10	3	87	12	75	3	1	3	33.3%	6:04	4	65			
@ Chi	0	45	19	26	3	0	1	0.0%	5:06	0	0	7	76	40	36	7	4	5	80.0%	9:54	0	0			
GB																									
@ NYJ																									
@ Car																									
Was																									
@ Den																									
Ari																									
@ LV																									
Phi																									
KC																									
@ Det																									
Min																									
LAC																									
@ was																									
@ NYG																									
Totals	7	220	138	82	15	3	4	75.0%	6:59	2	25	13	202	81	121	13	5	10	50.0%	8:01	5	77			

4th Quarter/OT																									
	Pts	Yds	Rush	Pass	1st Dwns	3rd Down			TOP	Penalties		Pts	Yds	Rush	Pass	1st Dwns	3rd Down			TOP	Penalties				
						Md	Att	Pct		No.	Yds						Md	Att	Pct		No.	Yds			
@ Phi	0	43	-2	45	2	1	4	25.0%	3:59	1	5	0	47	6	41	4	3	6	50.0%	11:01	1	5			
NYG	23	246	71	175	15	3	7	42.9%	16:14	7	66	21	168	42	126	10	0	2	0.0%	8:46	1	15			
@ Chi	0	151	17	134	9	1	5	20.0%	9:08	2	15	0	34	11	23	2	1	3	33.3%	5:52	2	11			
GB																									
@ NYJ																									
@ Car																									
Was																									
@ Den																									
Ari																									
@ LV																									
Phi																									
KC																									
@ Det																									
Min																									
LAC																									
@ Was																									
@ NYG																									
Totals	23	440	86	354	26	5	16	31.3%	8:00	10	86	21	249	59	190	16	4	11	36.4%	7:00	4	31			

HALF BY HALF ANALYSIS AND PENALTY BREAKDOWN

HALF BY HALF ANALYSIS

DALLAS											OPPONENT											
1st Half																						
	Pts	Yds	Rush	Pass	1st Dwns	3rd Down			TOP	Penalties		Pts	Yds	Rush	Pass	1st Dwns	3rd Down			TOP	Penalties	
						Md	Att	Pct		No	Yds						Md	Att	Pct		No	Yds
@ Phi	20	177	50	127	16	4	5	80.0%	14:13	2	22	21	216	123	93	13	5	5	#####	15:47	7	93
NYG	10	145	16	129	9	2	6	33.3%	12:11	4	30	13	251	30	221	9	5	9	55.6%	17:49	9	80
@Chi	14	200	85	115	11	2	5	40.0%	18:44	2	10	24	275	36	239	10	3	6	50.0%	11:16	4	30
GB																						
@ NYJ																						
@ Car																						
Was																						
@ Den																						
Ari																						
@ LV																						
Phi																						
KC																						
@ Det																						
Min																						
LAC																						
@ Was																						
@ NYG																						
Totals	44	522	151	371	36	8	16	50.0%	15:03	8	62	58	742	189	553	17	13	20	65.0	14:57	20	203

2nd Half/OT																						
	Pts	Yds	Rush	Pass	1st Dwns	3rd Down			TOP	Penalties		Pts	Yds	Rush	Pass	1st Dwns	3rd Down			TOP	Penalties	
						Md	Att	Pct		No	Yds						Md	Att	Pct		No	Yds
@ Phi	0	130	69	61	6	3	6	50.0%	10:55	2	20	3	86	35	51	7	3	8	37.5%	19:05	2	17
NYG	30	334	119	215	23	4	8	50.0%	25:10	8	76	24	255	54	201	13	1	5	20.0%	14:50	5	80
@Chi	0	196	36	160	12	1	6	16.7%	14:14	2	15	7	110	51	59	9	5	8	62.5%	15:46	2	11
GB																						
@ NYJ																						
@ Car																						
Was																						
@ Den																						
Ari																						
@ LV																						
Phi																						
KC																						
@ Det																						
Min																						
LAC																						
@ Was																						
@ NYG																						
Totals	30	660	224	436	41	8	20	40.0%	15:06	12	111	34	451	140	311	29	9	21	42.9%	14:54	9	108

PENALTY BREAKDOWN

DALLAS										OPPONENT									
	Off. Pen	Pen. Yds	Def. Pen.	Pen. Yds	Spec. Pen.	Tms Yds	Tot Pen	Tot. Yds.		Off. Pen	Pen. Yds	Def. Pen.	Pen. Yds	Spec. Pen.	Tms Yds	Tot Pen	Tot. Yds.		
9/4 @ Phi	2	25	1	5	1	12	4	42		1	5	7	100	1	5	9	110		
9/14 NYG	5	35	1	21	6	50	12	106		7	60	6	90	1	10	14	160		
9/21 @ Chi	3	20	1	5	0	0	4	25		3	25	3	16	0	0	6	41		
9/28 GB																			
10/5 @ NYJ																			
10/12 @ Car																			
10/19 Was																			
10/26 @ Den																			
11/3 Ari																			
11/17 @ LV																			
11/23 Phi																			
11/27 KC																			
12/4 @ Det																			
12/14 Min																			
12/21 LAC																			
12/25 @ Was																			
TBD @ NYG																			
Totals	10	80	3	31	7	62	20	173		11	90	16	206	2	15	29	311		

YARDS GAINED BY DOWN																									
COWBOYS														OPPONENT											
		1ST DOWN			2ND DOWN			3RD DOWN			4TH DOWN			1ST DOWN			2ND DOWN			3RD DOWN			4TH DOWN		
Date	Opponent	Att	Yds	Avg	Att	Yds	Avg	Att	Yds	Avg	Att	Yds	Avg	Att	Yds	Avg	Att	Yds	Avg	Att	Yds	Avg			
9/4	at Philadelphia	27	79	2.9	17	116	6.8	11	112	10.2	1	0	0.0	25	97	3.9	24	95	4.0	13	110	8.5			
9/14	N.Y. Giants	39	201	5.2	29	183	6.3	14	83	5.9	1	11	11.0	29	288	9.9	20	73	3.7	14	128	9.1			
9/21	at Chicago	31	230	7.4	22	112	5.1	11	38	3.5	3	16	5.3	25	207	8.3	17	40	2.4	14	134	9.6			
9/28	Green Bay																								
10/5	at N.Y. Jets																								
10/12	at Carolina																								
10/19	Washington																								
10/26	at Denver																								
11/3	Arizona																								
11/17	at Las Vegas																								
11/23	Philadelphia																								
11/27	Kansas City																								
12/4	at Detroit																								
12/14	Minnesota																								
12/21	L.A. Chargers																								
12/25	at Washington																								
1/4	at N.Y. Giants																								
TOTALS		97	510	5.3	68	411	6.0	36	233	6.5	5	27	5.4	79	592	7.5	61	208	3.4	41	372	9.1	3	36	12.0

KICKOFFS AND REPLAYS

KICKOFF ANALYSIS

	Total	Opp. Returns	TB	Opp. Return Yards	Opp. Avg. Return	Opp. Avg. Starting Yard Line	Opp. Starts Inside 10	Opp. Returns over 20 yards
Aubrey	15	10	5	272	27.2	31.2	0	7
Tot.	15	10	5	272	27.2	31.2	0	7
Opp. Tot.	19	17	2	378	22.2	27.7	0	11

Does not include squibb, pooch and onside kicks

REPLAY CHALLENGES

Dallas
(0-0)

Game Situation Play Challenge Decision Drive Result

Opponent
(0-0)

Game Situation Play Challenge Decision Drive Result

Overturned Booth Review

Game Situation Play Challenge Decision Drive Result

TEAM RECORD WHEN

CATEGORY	2022 SEASON W-L	CATEGORY	2022 SEASON W-L
COWBOYS AT AT&T STADIUM	8-1	COWBOYS LEAD AT HALFTIME	8-1
COWBOYS ON THE ROAD	4-4	SCORE TIED AT HALFTIME	0-1
COWBOYS ON ARTIFICIAL TURF	11-1	COWBOYS TRAIL AT HALFTIME	4-3
COWBOYS ON GRASS	1-4	COWBOYS LEAD AFTER 1ST QUARTER	7-1
COWBOYS IN DOMES	0-0	SCORE TIED AFTER 1ST QUARTER	0-2
COWBOYS IN RETRACTABLE ROOF STADIUMS	0-0	COWBOYS TRAIL AFTER 1ST QUARTER	5-2
COWBOYS OUTDOORS	0-1	COWBOYS LEAD AFTER 3RD QUARTER	9-2
COWBOYS INDOORS	0-0	SCORE TIED AFTER 3RD QUARTER	2-0
		COWBOYS TRAIL AFTER 3RD QUARTER	1-3
DAY GAMES	9-3	GAME GOES TO OVERTIME	0-2
KICKOFF AT 12:00 CDT	4-1		
KICKOFF AT 3:00 CDT	5-2	COWBOYS SCORE 20 OR MORE POINTS	12-2
NIGHT GAMES	3-2	COWBOYS SCORE 19 OR LESS POINTS	0-3
		COWBOYS SCORE FIRST	7-3
VS. NFC EAST OVERALL	4-2	OPPONENT SCORES FIRST	5-2
VS. NFC EAST AT HOME	3-0	COWBOYS SCORE ON FIRST POSSESSION	5-1
VS. NFC EAST ON THE ROAD	1-2	COWBOYS ALLOW 20 OR MORE	4-4
		COWBOYS ALLOW 19 OR LESS POINTS	8-1
VS. NFC	8-4		
VS. NFC SOUTH	0-1	COWBOYS HAVE + TURNOVER RATIO	7-1
VS. NFC NORTH	3-1	TURNOVER RATIO EVEN	1-2
VS. NFC WEST	1-0	COWBOYS HAVE - TURNOVER RATIO	4-2
VS. AFC	4-1	COWBOYS HAVE 30:00+TOP	5-2
VS. AFC EAST	0-0	COWBOYS HAVE LESS THAN 30:00 TOP	7-3
VS. AFC SOUTH	3-1		
VS. AFC NORTH	1-0	COWBOYS HAVE 100-YARD RUSHER	2-1
VS. AFC WEST	0-0	COWBOYS HAVE 300 NET PASSING YARDS	2-0
		COWBOYS HAVE 1 100-YARD RECEIVER	4-2
COWBOYS WIN COIN TOSS	4-3	COWBOYS HAVE 2 100-YARD RECEIVERS	0-0
COWBOYS LOSE COIN TOSS	8-2		
IN SEPTEMBER	2-1	OPPONENTS HAVE 100-YARD RUSHER	0-3
IN OCTOBER	4-1	OPPONENTS HAVE 300 NET PASSING YARDS	1-1
IN NOVEMBER	2-1	OPPONENTS HAVE 1 100-YARD RECEIVER	2-2
IN DECEMBER	4-1	OPPONENTS HAVE 2 100-YARD RECEIVERS	1-0
IN JANUARY	0-1		
ON SUNDAY NIGHT	1-2		
ON THURSDAY NIGHT	1-0		
ON MONDAY NIGHT	1-0		
ON SATURDAY	1-0		

WEEK-BY-WEEK NFL RANKINGS

NFC										NFL									
		OFFENSE				DEFENSE						OFFENSE				DEFENSE			
DATE	OPPONENT	TOTAL	RUSH	POINTS		TOTAL	RUSH	POINTS		DATE	OPPONENT	TOTAL	RUSH	POINTS		TOTAL	RUSH	POINTS	
				PASS	SCORED			PASS	SCORED					PASS	SCORED			PASS	SCORED
9/4	at Philadelphia	6	T-5	T-8	T-7	9	14	3	T-12	9/4	at Philadelphia	17	T-10	T-18	T-15	15	28	7	T-22
9/14	N.Y. Giants	1	5	4	2	15	12	16	T-14	9/14	N.Y. Giants	3	11	7	5	30	23	30	T-27
9/21	at Chicago	2	6	2	7	15	11	16	15	9/21	at Chicago	4	11	3	10	30	17	32	27
9/28	Green Bay									9/28	Green Bay								
10/5	@ N.Y. Jets									10/5	@ N.Y. Jets								
10/12	@ Carolina									10/12	@ Carolina								
10/19	Washington									10/19	Washington								
10/26	@ Denver									10/26	@ Denver								
11/3	Arizona									11/3	Arizona								
[bye]										[bye]									
11/23	Philadelphia									11/23	Philadelphia								
11/27	Kansas City									11/27	Kansas City								
12/4	@ Detroit									12/4	@ Detroit								
12/14	Minnesota									12/14	Minnesota								
12/21	L.A. Chargers									12/21	L.A. Chargers								
12/25	@ Washington									12/25	@ Washington								
1/4	@ N.Y. Giants									1/4	@ N.Y. Giants								

THE LAST TIME...

BY COWBOYS

BY OPPONENT

PASSING		
502 yards, Dak Prescott vs. Cleveland, 10/4/20	500 Passing Yards	* Never Has Happened *
404 yards, Dak Prescott vs. N.Y. Giants, 11/12/23	400 Passing Yards	450 yards, Russell Wilson vs. N.Y. Giants, 9/14/25
361 yards, Dak Prescott vs. N.Y. Giants, 9/14/25	300 Passing Yards	303 yards, Baker Mayfield vs. Tampa Bay, 12/22/24
52 att., Dak Prescott vs. N.Y. Giants, 9/14/25	50+ Pass Attempts	50 att., Tom Brady @ Tampa Bay, 9/9/21
40 att., Dak Prescott @ Chicago, 9/21/25	40+ Pass Attempts	41 att., Russell Wilson vs. N.Y. Giants, 9/14/25
42 comp, Dak Prescott @ Tampa Bay, 9/9/21	40+ Pass Completions	41 comp, Kirk Cousins vs. Washington, 11/24/16
31 comp, Dak Prescott @ Chicago, 9/21/25	30+ Pass Completions	30 comp, Russell Wilson vs. N.Y. Giants, 9/14/25
31 comp, Dak Prescott @ Chicago, 9/21/25	25+ Pass Completions	30 comp, Russell Wilson vs. N.Y. Giants, 9/14/25
52 yards, Cooper Rush vs. Tampa Bay, 12/22/24	Pass Play of 50-or-more Yards	65 yards, Caleb Williams @ Chicago, 9/21/25
* Never Has Happened *	Six Touchdown Passes	6 tds, Y.A. Tittle @ N.Y. Giants, 12/16/62
5 tds, Dak Prescott: (14, 24, 2, 9, 8) @ Philadelphia, 1/8/22	Five Touchdown Passes	5 tds, Russell Wilson: (43, 1, 1, 1, 29) @ Seattle, 9/27/20
4 tds, Dak Prescott: (3, 4, 6, 5) @ Washington, 1/7/24	Four Touchdown Passes	4 tds, Caleb Williams: (35, 65, 10, 4) @ Chicago, 9/21/25
3 tds, Cooper Rush: (14, 11, 17) @ Carolina, 12/15/24	Three Touchdown Passes	3 tds, Russell Wilson: (29, 32, 48) vs. N.Y. Giants, 9/14/25
5 ints, Tony Romo vs. Chicago, 10/1/12	Five Interceptions Thrown	5 ints, Dan Marino vs. Miami, 11/25/99
4 ints, Tony Romo vs. N.Y. Giants, 10/28/12	Four Interceptions Thrown	4 ints, Taysom Hill @ New Orleans, 12/2/21
3 ints, Dak Prescott @ San Francisco, 10/8/23	Three Interceptions Thrown	3 ints, Zach Wilson vs. N.Y. Jets, 9/17/23
2 ints, Dak Prescott @ Chicago, 9/21/25	Two Interceptions Thrown	2 ints, Bryce Young @ Carolina, 12/15/24
Cooper Rush vs. Tampa Bay, 12/22/24	100-Plus Passer Rating	Caleb Williams @ Chicago, 9/21/25
RUSHING		
253 yards, DeMarco Murray vs. St. Louis, 10/23/11	200 Rushing Yards	200 yards, Alfred Morris @ Washington, 12/30/12
151 yards, Ezekiel Elliott @ Philadelphia, 11/11/18	150 Rushing Yards	167 yards, Saquon Barkley @ Philadelphia, 12/29/24
104 yards, Rico Dowdle @ Philadelphia, 12/29/24	100 Rushing Yards	167 yards, Saquon Barkley @ Philadelphia, 12/29/24
131 yards/117 yards, Tony Pollard/Ezekiel Elliott vs. L.A. Rams, 12/15/19	Two 100-Yard Rushers	139 yards/108 yards, Le'Ron McClain/Willis McGahee vs. Baltimore, 12/20/08
4 tds, Emmitt Smith @ N.Y. Giants, 9/4/95	Four Rushing Touchdowns	4 tds, Aaron Jones: (18, 3, 5, 1) vs. Green Bay, 10/6/19
3 tds, Tony Pollard: (18, 7, 54) vs. Chicago, 10/30/22	Three Rushing Touchdowns	3 tds, Joe Mixon: (45, 1, 1) vs. Houston, 11/18/24
2 tds, Javonte Williams: (1, 1) @ Philadelphia, 9/4/25	Two Rushing Touchdowns	2 tds, Jalen Hurts: (4, 8) @ Philadelphia, 9/4/25
2 tds/2 tds, Tony Dorsett (9, 33)/Robert Newhouse (14, 3) @ N.Y. Giants, 11/9/80	Two Players with Two Rushing Touchdowns	* Never Has Happened *
CeeDee Lamb: (14)/Rico Dowdle: (1)/Dak Prescott: (10) vs. N.Y. Giants, 11/12/23	Three Players with one Rushing Touchdown	Josh Allen: (1)/Latavius Murray: (2)/James Cook: (24) @ Buffalo, 12/17/23
33 att., Ezekiel Elliott @ Washington, 10/29/17	30+ Rushing Attempts	31 att., Saquon Barkley @ Philadelphia, 12/29/24
91 yards, DeMarco Murray vs. St. Louis, 10/23/11	Run of 75+ Yards	82 yards, Le'Ron McClain vs. Baltimore, 12/20/08
54 yards, Tony Pollard vs. Chicago, 10/30/22	Run of 50-74 Yards	69 yards, Kenyan Drake vs. Arizona, 10/19/20
354 yards, Dallas 37, Seattle 13 @ Baltimore, 12/6/81	300 Rushing Yards (Team)	307 yards vs. Cleveland, 10/4/20
211 yards @ Carolina, 12/15/24	200 Rushing Yards (Team)	223 yards @ San Francisco, 10/27/24
RECEIVING		
227 yards, CeeDee Lamb vs. Detroit, 12/30/23	200 Receiving Yards	329 yards, Calvin Johnson @ Detroit, 10/27/13
227 yards, CeeDee Lamb vs. Detroit, 12/30/23	150 Receiving Yards	167 yards, Malik Nabers vs. N.Y. Giants, 9/14/25
112 yards, CeeDee Lamb vs. N.Y. Giants, 9/14/25	100 Receiving Yards	101 yards, Luther Burden III @ Chicago, 9/21/25
173 yards/151 yards, Brandin Cooks/CeeDee Lamb vs. N.Y. Giants, 11/12/23	Two 100-Yard Receivers	167 yards/142 yards, Malik Nabers/Wan'Dale Robinson vs. N.Y. Giants, 9/14/25
4 tds, Terrell Owens: (4, 31, 46, 52) vs. Washington, 11/18/07	Four Touchdown Receptions	4 tds, Harold Jackson @ LA Rams, 10/14/73
3 tds, Michael Gallup: (4, 32, 45) vs. Washington, 12/29/19	Three Touchdown Receptions	3 tds, DK Metcalf: (73, 1, 3) vs. Seattle, 11/30/23
2 tds, CeeDee Lamb: (7, 20) @ San Francisco, 10/27/24	Two Touchdown Receptions	2 tds, Malik Nabers: (29, 48) vs. N.Y. Giants, 9/14/25
Cedrick Wilson: (14, 24)/Dalton Schultz: (2, 9) @ Philadelphia, 1/8/22	Two Players with Two Touchdown Receptions	Terrell Owens/Jerry Rice vs. San Francisco, 9/24/00
13 , Jake Ferguson @ Chicago, 9/21/25	10+ Receptions	14 , Ja'Marr Chase vs. Cincinnati, 12/9/24
92 yards, CeeDee Lamb vs. Detroit, 12/30/23	70-Yard Reception	83 yards, Jalen Coker @ Carolina, 12/15/24
64 yards, KaVontae Turpin vs. Houston, 11/18/24	60-Yard Reception	65 yards, Luther Burden III @ Chicago, 9/21/25
52 yards, CeeDee Lamb vs. Tampa Bay, 12/22/24	50-Yard Reception	52 yards, Darius Slayton vs. N.Y. Giants, 9/14/25

THE LAST TIME...

COMBINED YARDS

149 yards/116 yards, Rico Dowdle/CeeDee Lamb @ Carolina, 12/15/24	100-Yard Rusher and 100-Yard Receiver	167 yards/120 yards, Saquon Barkley/DeVonta Smith @ Philadelphia, 12/29/24
112 yards/361 yards, CeeDee Lamb/Dak Prescott vs. N.Y. Giants, 9/14/25	100-Yard Receiver and 300-Yard Passer	167/142 yards/450 yards, Malik Nabers/Wan'Dale Robinson/Russell Wilson vs. N.Y. Giants, 9/14/25
110 yards/302 yards, Ezekiel Elliott/Dak Prescott vs. N.Y. Giants, 10/10/21	100-Yard Rusher and 300-Yard Passer	103 yards/318 yards, Travis Etienne Jr./Trevor Lawrence @ Jacksonville, 12/18/22
105 yards/377 yards/121 yards, Ezekiel Elliott/Andy Dalton Michael Gallup vs. Philadelphia, 12/27/20	100-Yard Rusher, 300-Yard Passer, 100-Yard Receiver	103 yards/318 yards/109 yards, Travis Etienne Jr./Trevor Lawrence Zay Jones @ Jacksonville, 12/18/22
105 yards/121/121 yards, Ezekiel Elliott/Michael Gallup/Amari Cooper vs. Philadelphia, 12/27/20	100-Yard Rusher, Two 100-Yard Receivers	102 yards/118/129 yards, Michael Turner/Roddy White/Julio Jones @ Atlanta, 11/4/12
173/151 yards/404 yards, Brandin Cooks/CeeDee Lamb/Dak Prescott vs. N.Y. Giants, 11/12/23	Two 100-Yard Receivers, 300-Yard Passer	167/142 yards/450 yards, Malik Nabers/Wan'Dale Robinson/Russell Wilson vs. N.Y. Giants, 9/14/25

DEFENSE

3 ints, Terence Newman @ Washington, 12/14/03	Three-Interception Game	3 ints, Adrian Wilson @ Arizona, 10/20/02
2 ints, DaRon Bland vs. New England, 10/1/23	Two-Interception Game	2 ints, Tremaine Edmunds @ Chicago, 9/21/25
Dexter Coakley: (46, 12)/Deion Sanders: (0, 0) vs. Miami, 11/25/99	Two Players With Two Interceptions	* Never Has Happened *
23 yards, DeMarvion Overshown vs. N.Y. Giants, 11/28/24	Interception Returned for Touchdown	69 yards, C.J. Gardner-Johnson @ Philadelphia, 12/29/24
* Never Has Happened *	Two Fumble Recoveries	2 fr, Vonn Bell @ New Orleans, 9/29/19
11 yards, Leighton Vander Esch vs. New England, 10/1/23	Fumble Returned for Touchdown	53 yards, Rodney McLeod @ Philadelphia, 11/1/20
5 to vs. Philadelphia, 11/10/24	Forced 5+ Turnovers	5 to vs. Indianapolis, 12/4/22
4 to @ Chicago, 9/21/25	Forced Four Turnovers	4 to @ Carolina, 12/15/24
4 to @ Carolina, 12/15/24	Forced Three+ Turnovers	4 to @ Chicago, 9/21/25
4 to @ Chicago, 9/21/25	At Least One Turnover	1 to vs. N.Y. Giants, 9/14/25
4.0 sk, DeMarcus Ware @ Philadelphia, 10/30/11	Four-Sack Game	4.0 sk, Phillip Daniels @ Washington, 12/18/05
3.0 sk, DeMarcus Lawrence @ N.Y. Giants, 9/26/22	Three-Sack Game	3.0 sk, Aidan Hutchinson vs. Detroit, 12/30/23
2.5 sk, Micah Parsons vs. Washington, 1/5/25	Two-Sack Game	2.0 sk, Danielle Hunter vs. Houston, 11/18/24
Sam Williams vs. L.A. Rams, 10/29/23	Safety Scored	@ Philadelphia, 11/1/20
@ N.Y. Giants, 9/10/23	Shutout	@ Indianapolis, 12/16/18
31 yards vs. Tampa Bay, 12/22/24	Less Than 50 Rushing Yards	26 yards @ N.Y. Giants, 9/26/24
87 yards @ Chicago, 9/21/25	Less Than 100 Rushing Yards	31 yards vs. Tampa Bay, 12/22/24
49 yards vs. Philadelphia, 11/10/24	Less Than 50 Net Passing Yards	46 yards @ Atlanta, 11/11/01
49 yards vs. Philadelphia, 11/10/24	Less Than 100 Net Passing Yards	85 yards @ Buffalo, 12/17/23
141 yards @ Philadelphia, 12/29/24	Less Than 150 Net Passing Yards	144 yards @ Philadelphia, 9/4/25
136 yards vs. Seattle, 12/24/17	Less Than 150 Net Offensive Yards	146 yards vs. Philadelphia, 11/10/24
180 yards @ Washington, 1/7/24	Less Than 200 Net Offensive Yards	146 yards vs. Philadelphia, 11/10/24

THE LAST TIME...

SPECIAL TEAMS

43 yards/99 yards, Juanyeh Thomas/KaVontae Turpin @ Washington, 11/24/24	Kickoff Returned for Touchdown	100 yards, Dwayne Harris @ N.Y. Giants, 10/25/15
60 yards, KaVontae Turpin @ Cleveland, 9/8/24	Punt Returned for Touchdown	98 yards, Damaris Johnson vs. Philadelphia, 12/2/12
Juanyeh Thomas @ N.Y. Giants, 9/10/23	Blocked Field Goal Returned for Touchdown	55 yards, William White; Eddit Murray, kicker @ Detroit, 10/27/91
Corey Clement vs. Washington, 12/26/21	Blocked Punt Returned for Touchdown	Doug Baldwin @ Seattle, 10/12/14
35 yards, Brandon Aubrey @ Washington, 11/24/24	Field Goal Blocked	45 yards, Graham Gano @ N.Y. Giants, 9/10/23
Blake Grupe [Chauncey Golston blocked] vs. New Orleans, 9/15/24	PAT Blocked	Brett Maher [Grover Stewart blocked] vs. Indianapolis, 12/4/22
Chris Jones @ New England, 11/24/19	Punt Blocked	Tress Way @ Washington, 1/7/24
Brandon Aubrey vs. Washington, 11/23/23	Missed PAT	Austin Seibert/Austin Seibert @ Washington, 11/24/24
@ Washington, 1/7/24	No Punts	vs. Detroit, 10/13/24
10 punts, Bryan Anger @ Washington, 1/8/23	10+ Punts	10 punts, Brad Maynard vs. Chicago, 11/25/04
C.J. Goodwin vs. Baltimore, 9/22/24	Successful Onside Kick	Michael Thomas vs. N.Y. Giants, 9/16/18
6 fg, Dan Bailey: (41, 27, 32, 41, 23, 40) vs. Washington, 9/26/11	Six Field Goals	7 fg, Greg Zuerlein: (49, 44, 44, 30, 28, 43, 33) vs. L.A. Rams, 10/1/17
5 fg, Brandon Aubrey: (35, 21, 55, 26, 30) vs. N.Y. Jets, 9/17/23	Five Field Goals	5 fg, Greg Joseph: (52, 41, 38, 22, 42) @ N.Y. Giants, 9/26/24
4 fg, Brandon Aubrey: (51, 44, 64, 46) vs. N.Y. Giants, 9/14/25	Four Field Goals	4 fg, Jake Bates: (40, 48, 33, 33) vs. Detroit, 10/13/24
64 yards, Brandon Aubrey vs. N.Y. Giants, 9/14/25	60+ Yard Field Goal	62 yards, Matt Prater @ Arizona, 9/24/23
53 yards, Brandon Aubrey @ Chicago, 9/21/25	50+ Yard Field Goal	58 yards, Jake Elliott @ Philadelphia, 9/4/25
20 yards, KaVontae Turpin vs. Cincinnati, 12/9/24	20-Yard Punt Return	21 yards, Gunner Olszewski vs. N.Y. Giants, 9/14/25

TEAM/MISCELLANEOUS

640 yards vs. N.Y. Giants, 11/12/23	600 Net Offensive Yards	625 yards @ New Orleans, 11/10/13
567 yards @ New England, 10/17/21	500 Net Offensive Yards	506 yards vs. N.Y. Giants, 9/14/25
478 yards vs. N.Y. Giants, 9/14/25	400 Net Offensive Yards	410 yards vs. Tampa Bay, 12/22/24
@ N.Y. Giants, 9/10/23	Touchdown on Offense, Defense and Special Teams	@ N.Y. Giants, 10/25/15
Dak Prescott @ Chicago, 9/21/25	Two-Point Conversion Made	Jayden Daniels @ Washington, 11/24/24
Dak Prescott/Dak Prescott vs. Baltimore, 9/22/24	Two-Point Conversion Failed	Marcus Mariota vs. Washington, 1/5/25
Dallas 51, Seattle 7 vs. Seattle, 11/27/80	50 Points Scored	vs. Denver, 10/6/13
vs. N.Y. Giants, 9/14/25	40 Points Scored	@ Philadelphia, 12/29/24
vs. N.Y. Giants, 9/14/25	Overtime Win	@ Jacksonville, 12/18/22
vs. Washington, 12/26/21	20 First Quarter Points	vs. Atlanta, 9/20/20
vs. N.Y. Giants, 11/12/23	20 Second Quarter Points	vs. Detroit, 10/13/24
vs. Denver, 11/7/21	No Points Scored in First Half	vs. N.Y. Giants, 11/12/23
vs. Carolina, 10/3/21	20 Third Quarter Points	@ San Francisco, 10/27/24
vs. N.Y. Giants, 9/14/25	20 Fourth Quarter Points	vs. N.Y. Giants, 9/14/25
20 (Q4) vs. N.Y. Giants, 9/14/25	20+ Points in One Quarter	21 (Q4) vs. N.Y. Giants, 9/14/25
31 (second half) @ Washington, 11/24/24	30 Points in One Half	35 (first half) vs. New Orleans, 9/15/24
(10, 10, 7, 14 Points) vs. Seattle, 11/30/23	Scored a Touchdown in Each Quarter	(7, 17, 10, 7 Points) @ Philadelphia, 12/29/24
@ Washington, 1/7/24	Won by 20+ Points	@ Philadelphia, 12/29/24
vs. Philadelphia, 1/3/10	Shutout at Home	* Never Has Happened *
@ N.Y. Giants, 9/10/23	Shutout on the Road	@ Indianapolis, 12/16/18
0 pen vs. Arizona, 10/30/05	No Penalties	0 pen @ Philadelphia, 11/11/18
12 pen vs. N.Y. Giants, 9/14/25	10+ Penalties	14 pen vs. N.Y. Giants, 9/14/25
0 to vs. Washington, 1/5/25	No Turnovers	0 to @ Chicago, 9/21/25
4 td vs. N.Y. Giants, 9/14/25	Four-Touchdown Game	4 td @ Chicago, 9/21/25
3 td @ Carolina, 12/15/24	Three-Touchdown Game	3 td @ Philadelphia, 9/4/25
vs. Philadelphia, 11/10/24	No Touchdowns	@ N.Y. Giants, 9/26/24
42:15 TOP vs. N.Y. Jets, 9/17/23	40:00 Time of Possession (non-overtime)	41:12 TOP vs. Denver, 11/7/21
@ Philadelphia, 9/4/25	No Sacks/No Interceptions Allowed	@ Chicago, 9/21/25
4 tds, Terrell Owens vs. Washington, 11/18/07	Four Touchdowns by a Player	4 tds, Alvin Kamara vs. New Orleans, 9/15/24
3 tds, Jake Ferguson vs. Green Bay, 1/14/24	Three Touchdowns by a Player	3 tds, Joe Mixon vs. Houston, 11/18/24

LONGEST/SHORTEST

LONGEST DRIVE

Most Plays (Cowboys)	11 plays vs. N.Y. Giants (9/14)	56 yards, 6:25, Field Goal
	11 plays vs. N.Y. Giants (9/14)	71 yards, 1:52, Touchdown
	11 plays at Chicago (9/21)	46 yards, 6:14, Field Goal
Most Plays (Opponent)	19 plays at Chicago (9/21)	76 yards, 9:54, Touchdown
Most Yards (Cowboys)	90 yards vs. N.Y. Giants (9/14)	6 plays, 3:00, Touchdown
Most Yards (Opponent)	81 yards at Philadelphia (9/4)	8 plays, 1:43, Touchdown
Most Time (Cowboys)	6:25 vs. N.Y. Giants (9/14)	11 plays, 56 yards, Field Goal
Most Time (Opponent)	9:54 at Chicago (9/21)	19 plays, 76 yards, Touchdown

LONGEST TOUCHDOWN DRIVE

Most Plays (Cowboys)	11 plays vs. N.Y. Giants (9/14)	71 yards, 1:52
Most Plays (Opponent)	19 plays at Chicago (9/21)	76 yards, 9:54
Most Yards (Cowboys)	90 yards vs. N.Y. Giants (9/14)	6 plays, 3:00
Most Yards (Opponent)	81 yards at Philadelphia (9/4)	8 plays, 1:43
Most Time (Cowboys)	5:59 at Philadelphia (9/4)	9 plays, 88 yards
Most Time (Opponent)	9:54 at Chicago (9/21)	19 plays, 76 yards

LONGEST FIELD GOAL DRIVE

Most Plays (Cowboys)	11 plays vs. N.Y. Giants (9/14)	56 yards, 6:25
	11 plays at Chicago (9/21)	46 yards, 6:14
Most Plays (Opponent)	16 plays vs. N.Y. Giants (9/14)	60 yards, 8:49
Most Yards (Cowboys)	56 yards vs. N.Y. Giants (9/14)	11 plays, 6:25
Most Yards (Opponent)	60 yards vs. N.Y. Giants (9/14)	16 plays, 8:49
Most Time (Cowboys)	6:25 vs. N.Y. Giants (9/14)	11 plays, 56 yards
Most Time (Opponent)	8:49 vs. N.Y. Giants (9/14)	16 plays, 60 yards

SHORTEST TOUCHDOWN DRIVE

Fewest Plays (Cowboys)	6 plays at Philadelphia (9/4)	53 yards, 3:11
	6 plays vs. N.Y. Giants (9/14)	90 yards, 3:00
Fewest Plays (Opponent)	1 plays at Chicago (9/21)	65 yards, 0:11
Fewest Yards (Cowboys)	53 yards at Philadelphia (9/4)	6 plays, 3:11
Fewest Yards (Opponent)	60 yards vs. N.Y. Giants (9/14)	4 plays, 2:06
Shortest Time (Cowboys)	1:52 vs. N.Y. Giants (9/14)	11 plays, 71 yards
Shortest Time (Opponent)	0:11 at Chicago (9/21)	1 plays, 65 yards

SHORTEST FIELD GOAL DRIVE

Fewest Plays (Cowboys)	4 plays vs. N.Y. Giants (9/14)	21 yards, 0:25
	4 plays vs. N.Y. Giants (9/14)	42 yards, 2:00
Fewest Plays (Opponent)	5 plays vs. N.Y. Giants (9/14)	52 yards, 1:42
Fewest Yards (Cowboys)	21 yards vs. N.Y. Giants (9/14)	4 plays, 0:25
Fewest Yards (Opponent)	32 yards at Philadelphia (9/4)	10 plays, 6:30
Shortest Time (Cowboys)	0:25 vs. N.Y. Giants (9/14)	4 plays, 21 yards
Shortest Time (Opponent)	1:42 vs. N.Y. Giants (9/14)	5 plays, 52 yards

TEAM HIGHS AND LOWS

2025 REGULAR SEASON DALLAS COWBOYS OFFENSIVE HIGHS AND LOWS (THROUGH WEEK 3)

HIGH	DATE	OPPONENT	CATEGORY	LOW	DATE	OPPONENT
40	9/14	vs. N.Y. Giants	Points	14	9/21	at Chicago
20	9/14	vs. N.Y. Giants	Points in a Quarter	0	9/4	at Philadelphia
					9/14	vs. N.Y. Giants
					9/21	at Chicago
27	9/14	vs. N.Y. Giants	Points in a Half	0	9/4	at Philadelphia
					9/21	at Chicago
4	9/14	vs. N.Y. Giants	Total Touchdowns	1	9/21	at Chicago
83	9/14	vs. N.Y. Giants	Total Plays	56	9/4	at Philadelphia
478	9/14	vs. N.Y. Giants	Total Net Yards	307	9/4	at Philadelphia
32	9/14	vs. N.Y. Giants	Total First Downs	22	9/4	at Philadelphia
8	9/14	vs. N.Y. Giants	First Downs Rushing	6	9/21	at Chicago
18	9/14	vs. N.Y. Giants	First Downs Passing	9	9/4	at Philadelphia
6	9/4	at Philadelphia	First Down Penalties	3	9/21	at Chicago
63.6%	9/4	at Philadelphia	Third Down Efficiency	27.3%	9/21	at Chicago
5.9	9/21	at Chicago	Average Yards Per Play	5.5	9/4	at Philadelphia
135	9/14	vs. N.Y. Giants	Total Net Yards Rushing	119	9/4	at Philadelphia
28	9/14	vs. N.Y. Giants	Rushing Attempts	20	9/21	at Chicago
6.1	9/21	at Chicago	Rushing Average Yards	4.8	9/14	vs. N.Y. Giants
2	9/4	at Philadelphia	Rushing Touchdowns	0	9/21	at Chicago
343	9/14	vs. N.Y. Giants	Total Net Yards Passing	188	9/4	at Philadelphia
52	9/14	vs. N.Y. Giants	Passing Attempts	34	9/4	at Philadelphia
38	9/14	vs. N.Y. Giants	Passing Completions	21	9/4	at Philadelphia
2	9/14	vs. N.Y. Giants	Passing Touchdowns	0	9/4	at Philadelphia
3	9/21	at Chicago	Passes Thrown for Interception	0	9/4	at Philadelphia
3	9/14	vs. N.Y. Giants	Times Sacked	0	9/4	at Philadelphia
3	9/14	vs. N.Y. Giants	QB Sacks	0	9/4	at Philadelphia
4	9/14	vs. N.Y. Giants	Total Punts	2	9/4	at Philadelphia
					9/21	at Chicago
43.5	9/4	at Philadelphia	Punt Net Average Yards	35.5	9/21	at Chicago
2	9/21	at Chicago	Punt Returns	0	9/4	at Philadelphia
28	9/21	at Chicago	Punt Return Yards	0	9/4	at Philadelphia
9	9/14	vs. N.Y. Giants	Kickoff Returns	4	9/21	at Chicago
209	9/14	vs. N.Y. Giants	Kickoff Return Yards	93	9/21	at Chicago
12	9/14	vs. N.Y. Giants	Total Penalties	4	9/4	at Philadelphia
					9/21	at Chicago
106	9/14	vs. N.Y. Giants	Penalty Yards	25	9/21	at Chicago
1	9/4	at Philadelphia	Total Fumbles	1	9/4	at Philadelphia
					9/14	vs. N.Y. Giants
					9/21	at Chicago
1	9/4	at Philadelphia	Fumbles Lost	0	9/14	vs. N.Y. Giants
37:21	9/14	vs. N.Y. Giants	Time of Possession	25:08	9/4	at Philadelphia
4	9/21	at Chicago	Turnovers	1	9/4	at Philadelphia
					9/14	vs. N.Y. Giants
92,781	9/14	vs. N.Y. Giants	Attendance	58,389	9/21	at Chicago

TEAM HIGHS AND LOWS

2025 REGULAR SEASON DALLAS COWBOYS DEFENSIVE HIGHS AND LOWS (THROUGH WEEK 3)

HIGH	DATE	OPPONENT	CATEGORY	LOW	DATE	OPPONENT
37	9/14	vs. N.Y. Giants	Points	24	9/4	at Philadelphia
21	9/14	vs. N.Y. Giants	Points in a Quarter	0	9/4	at Philadelphia
					9/21	at Chicago
24	9/14	vs. N.Y. Giants	Points in a Half	3	9/4	at Philadelphia
4	9/14	vs. N.Y. Giants	Total Touchdowns	3	9/4	at Philadelphia
65	9/14	vs. N.Y. Giants	Total Plays	57	9/21	at Chicago
506	9/14	vs. N.Y. Giants	Total Net Yards	302	9/4	at Philadelphia
22	9/14	vs. N.Y. Giants	Total First Downs	19	9/21	at Chicago
14	9/4	at Philadelphia	First Downs Rushing	6	9/14	vs. N.Y. Giants
15	9/14	vs. N.Y. Giants	First Downs Passing	6	9/4	at Philadelphia
1	9/14	vs. N.Y. Giants	First Down Penalties	0	9/4	at Philadelphia
61.5%	9/4	at Philadelphia	Third Down Efficiency	42.9%	9/14	vs. N.Y. Giants
7.8	9/14	vs. N.Y. Giants	Average Yards Per Play	4.9	9/4	at Philadelphia
158	9/4	at Philadelphia	Total Net Yards Rushing	84	9/14	vs. N.Y. Giants
38	9/4	at Philadelphia	Rushing Attempts	21	9/14	vs. N.Y. Giants
4.2	9/4	at Philadelphia	Rushing Average Yards	3	9/21	at Chicago
3	9/4	at Philadelphia	Rushing Touchdowns	0	9/21	at Chicago
422	9/14	vs. N.Y. Giants	Total Net Yards Passing	144	9/4	at Philadelphia
41	9/14	vs. N.Y. Giants	Passing Attempts	23	9/4	at Philadelphia
30	9/14	vs. N.Y. Giants	Passing Completions	19	9/4	at Philadelphia
					9/21	at Chicago
4	9/21	at Chicago	Passing Touchdowns	0	9/4	at Philadelphia
1	9/14	vs. N.Y. Giants	Passes Thrown for Interception	0	9/4	at Philadelphia
					9/21	at Chicago
3	9/14	vs. N.Y. Giants	Times Sacked	0	9/21	at Chicago
3	9/14	vs. N.Y. Giants	QB Sacks	0	9/21	at Chicago
4	9/21	at Chicago	Total Punts	3	9/4	at Philadelphia
					9/14	vs. N.Y. Giants
48.7	9/4	at Philadelphia	Punt Net Average Yards	37	9/21	at Chicago
3	9/14	vs. N.Y. Giants	Punt Returns	0	9/4	at Philadelphia
38	9/14	vs. N.Y. Giants	Punt Return Yards	0	9/4	at Philadelphia
6	9/14	vs. N.Y. Giants	Kickoff Returns	2	9/4	at Philadelphia
					9/21	at Chicago
161	9/14	vs. N.Y. Giants	Kickoff Return Yards	32	9/4	at Philadelphia
14	9/14	vs. N.Y. Giants	Total Penalties	6	9/21	at Chicago
160	9/14	vs. N.Y. Giants	Penalty Yards	41	9/21	at Chicago
1	9/14	vs. N.Y. Giants	Total Fumbles	0	9/4	at Philadelphia
					9/21	at Chicago
0	9/4	at Philadelphia	Fumbles Lost	0	9/4	at Philadelphia
					9/14	vs. N.Y. Giants
					9/21	at Chicago
34:52	9/4	at Philadelphia	Time of Possession	27:02	9/21	at Chicago
1	9/14	vs. N.Y. Giants	Turnovers	0	9/4	at Philadelphia
					9/21	at Chicago
92,781	9/14	vs. N.Y. Giants	Attendance	58,389	9/21	at Chicago

INDIVIDUAL SINGLE-GAME HIGHS

2025 REGULAR SEASON COWBOYS INDIVIDUAL SINGLE-GAME HIGHS

Touchdowns	2	Javonte Williams	at Eagles	9/4
Passes Attempted	52	Dak Prescott	vs. Giants	9/14
Passes Completed	38	Dak Prescott	vs. Giants	9/14
Completion Percentage	77.5	Dak Prescott	at Bears	9/21
Passing Yards	361	Dak Prescott	vs. Giants	9/14
Yards Per Attempt	8.2	Joe Milton	at Bears	9/21
Touchdown Passes	2	Dak Prescott	vs. Giants	9/14
Passer Rating	96.7	Dak Prescott	vs. Giants	9/14
Pass Receptions	13	Jake Ferguson	at Bears	9/21
Receiving Yards	112	CeeDee Lamb	vs. Giants	9/14
Touchdown Receptions	1	George Pickens	at Bears	9/21
		George Pickens	vs. Giants	9/14
		KaVontae Turpin	vs. Giants	9/14
Rushing Yards	97	Javonte Williams	vs. Giants	9/14
Rushing Attempts	18	Javonte Williams	vs. Giants	9/14
Rushing Average	7.6	Javonte Williams	at Bears	9/21
Rushing Touchdowns	2	Javonte Williams	at Eagles	9/4
Yards From Scrimmage	130	Javonte Williams	vs. Giants	9/14
Combined Net Yards	155	KaVontae Turpin	vs. Giants	9/14
Interceptions Made	1	Donovan Wilson	vs. Giants	9/14
Interceptions Thrown	2	Dak Prescott	at Bears	9/21
Tackles	9	Donovan Wilson	at Bears	9/21
		Kaiir Elam	vs. Giants	9/14
		Kenneth Murray	vs. Giants	9/14
		Jack Sanborn	vs. Giants	9/14
		Malik Hooker	at Eagles	9/4
Sacks	1.0	Kenny Clark	vs. Giants	9/14
		James Houston	vs. Giants	9/14
		Marshawn Kneeland	at Eagles	9/4
Punts	4	Bryan Anger	vs. Giants	9/14
Punts Inside the 20	2	Bryan Anger	vs. Giants	9/14
Punting Average	51.0	Bryan Anger	at Bears	9/21
Punt Returns	2	KaVontae Turpin	at Bears	9/21
Punt Return Yards	28	KaVontae Turpin	at Bears	9/21
Kickoff Returns	4	Jalen Tolbert	vs. Giants	9/14
		KaVontae Turpin	vs. Giants	9/14
		KaVontae Turpin	at Eagles	9/4
Kickoff Return Yards	100	KaVontae Turpin	vs. Giants	9/14
Field Goals Attempted	4	Brandon Aubrey	vs. Giants	9/14
Field Goals Made	4	Brandon Aubrey	vs. Giants	9/14

2025 REGULAR SEASON DALLAS COWBOYS LONGEST PLAYS

Run From Scrimmage	49	Miles Sanders	at Eagles	9/4
Touchdown Run	30	Javonte Williams	vs. Giants	9/14
Passing Long	37	Dak Prescott	at Bears	9/21
Touchdown Pass Long	10	Dak Prescott	vs. Giants	9/14
Pass Reception	37	KaVontae Turpin	at Bears	9/21
Touchdown Reception	10	KaVontae Turpin	vs. Giants	9/14
Punt Return	19	KaVontae Turpin	at Bears	9/21
Kickoff Return	31	KaVontae Turpin	at Bears	9/21
Punt	60	Bryan Anger	at Bears	9/21
Field Goal	64	Brandon Aubrey	vs. Giants	9/14
Field Goal Attempt	64	Brandon Aubrey	vs. Giants	9/14

OPPONENTS INDIVIDUAL SINGLE-GAME HIGHS

2025 REGULAR SEASON OPPONENTS INDIVIDUAL SINGLE-GAME HIGHS

Touchdowns	2	Malik Nabers	vs. Giants	9/14
		Jalen Hurts	at Eagles	9/4
Passes Attempted	41	Russell Wilson	vs. Giants	9/14
Passes Completed	30	Russell Wilson	vs. Giants	9/14
Completion Percentage	82.6	Jalen Hurts	at Eagles	9/4
Passing Yards	450	Russell Wilson	vs. Giants	9/14
Yards Per Attempt	11.0	Russell Wilson	vs. Giants	9/14
Touchdown Passes	4	Caleb Williams	at Bears	9/21
Passer Rating	142.6	Caleb Williams	at Bears	9/21
Pass Receptions	9	Malik Nabers	vs. Giants	9/14
Receiving Yards	167	Malik Nabers	vs. Giants	9/14
Touchdown Receptions	2	Malik Nabers	vs. Giants	9/14
Rushing Yards	62	Jalen Hurts	at Eagles	9/4
Rushing Attempts	18	Saquon Barkley	at Eagles	9/4
Rushing Average	4.4	Jalen Hurts	at Eagles	9/4
Rushing Touchdowns	2	Jalen Hurts	at Eagles	9/4
Yards From Scrimmage	167	Malik Nabers	vs. Giants	9/14
Combined Net Yards	183	Tyrone Tracy Jr.	vs. Giants	9/14
Interceptions Made	2	Tremaine Edmunds	at Bears	9/21
Interceptions Thrown	1	Russell Wilson	vs. Giants	9/14
Tackles	15	Tremaine Edmunds	at Bears	9/21
Sacks	1.0	Dominique Robinson	at Bears	9/21
		Montez Sweat	at Bears	9/21
		Brian Burns	vs. Giants	9/14
		Elijah Garcia	vs. Giants	9/14
		Kayvon Thibodeaux	vs. Giants	9/14
Punts	4	Tory Taylor	at Bears	9/21
Punts Inside the 20	2	Braden Mann	at Eagles	9/4
Punting Average	48.7	Braden Mann	at Eagles	9/4
Punt Returns	3	Gunner Olszewski	vs. Giants	9/14
Punt Return Yards	38	Gunner Olszewski	vs. Giants	9/14
Kickoff Returns	5	Tyrone Tracy Jr.	vs. Giants	9/14
Kickoff Return Yards	132	Tyrone Tracy Jr.	vs. Giants	9/14
Field Goals Attempted	3	Graham Gano	vs. Giants	9/14
Field Goals Made	3	Graham Gano	vs. Giants	9/14

2025 REGULAR SEASON OPPONENTS LONGEST PLAYS

Run From Scrimmage	24	Cam Skattebo	vs. Giants	9/14
Touchdown Run	10	Saquon Barkley	at Eagles	9/4
Passing Long	65	Caleb Williams	at Bears	9/21
Touchdown Pass Long	65	Caleb Williams	at Bears	9/21
Pass Reception	65	Luther Burden III	at Bears	9/21
Touchdown Reception	65	Luther Burden III	at Bears	9/21
Longest Opponent's Fumble Return	6	Quinyon Mitchell	at Eagles	9/4
Kickoff Return	30 (2)	Tyrone Tracy Jr.	vs. Giants	9/14
Punt	51 (2)	Braden Mann	at Eagles	9/4
Field Goal	58	Jake Elliott	at Eagles	9/4
Field Goal Attempt	58	Jake Elliott	at Eagles	9/4

BIG YARDAGE GAMES

COWBOYS

100-YARD PASS RECEIVERS

DATE	OPPONENT	PLAYER	REC.	YDS.	AVG.	LG	TD
9/4	at Philadelphia	C. Lamb	7	110	15.7	32	0
9/14	vs. N.Y. Giants	C. Lamb	9	112	12.4	33	0

300-YARD PASSERS

DATE	OPPONENT	PLAYER	ATT.	YDS.	COMP.	LG	TD
9/14	vs. N.Y. Giants	D. Prescott	52	361	38	33	2

2025 OPPONENTS BIG YARDAGE GAMES

100-YARD PASS RECEIVERS

DATE	OPPONENT	PLAYER	REC.	YDS.	AVG.	LG	TD
9/14	vs. N.Y. Giants	M. Nabers	9	167	18.6	48t	2
9/14	vs. N.Y. Giants	W. Robinson	8	142	17.8	50	1
9/21	at Chicago	L. Burden III	3	101	33.7	65t	1

300-YARD PASSERS

DATE	OPPONENT	PLAYER	ATT.	YDS.	COMP.	LG	TD
9/14	vs. N.Y. Giants	R. Wilson	41	450	30	52	3

100.0+ PASSER RATING

COWBOYS

PASSING GAMES

* No Results *

2025 OPPONENTS 100.0+ PASSER RATING

PASSING GAMES

DATE	OPPONENT	PLAYER	ATT	CMP	YDS	CMP%	YDS/ATT	YDS/CMP	TD	TD%	INT	INT%	LONG	SACK/LOST	RATING
9/14	vs. N.Y. Giants	R. Wilson	41	30	450	73.2	11.0	15.0	3	7.3	1	2.4	52	3/28	123.0
9/21	at Chicago	C. Williams	28	19	298	67.9	10.6	15.7	4	14.3	0	0.0	65t	0/0	142.6

*Need minimum of 20 attempts to qualify

GAME SUMMARIES



WEEK 1
Dallas Cowboys 20, Philadelphia Eagles 24
69,879 ★ Lincoln Financial Field ★ Sep 4, 2025



Dallas Cowboys	7	13	0	0	—	20
Philadelphia Eagles	7	14	3	0	—	24

SCORING DRIVES					
TEAM	QTR	TIME	SCORING PLAY	DAL	PHI
Cowboys	1	11:49	J.Williams 1 yd. run (B.Aubrey kick) (6-53, 3:11)	7	0
Eagles	1	5:55	J.Hurts 4 yd. run (J.Elliott kick) (10-70, 5:54)	7	7
Cowboys	2	14:56	J.Williams 1 yd. run (B.Aubrey kick) (9-88, 5:59)	14	7
Eagles	2	6:46	J.Hurts 8 yd. run (J.Elliott kick) (12-65, 8:10)	14	14
Cowboys	2	2:34	B.Aubrey 41 yd. Field Goal (10-46, 4:12)	17	14
Eagles	2	:51	S.Barkley 10 yd. run (J.Elliott kick) (8-81, 1:43)	17	21
Cowboys	2	:00	B.Aubrey 53 yd. Field Goal (7-53, 0:51)	20	21
Eagles	3	8:30	J.Elliott 58 yd. Field Goal (10-32, 6:30)	20	24

Team Statistics	Cowboys	Eagles
First Downs	22	20
3rd-Down Eff. (Made/Att/Pct)	7/11/64%	8/13/62%
4th-Down Eff. (Made/Att/Pct)	0/1/0%	0/0/0%
Total Net Yards	307	302
Total Plays	56	62
Yards Per Play	5.5	4.9
Rushes/Net Yards	22/119	38/158
Net Passing	188	144
Pass Attempts/Completions	34/21	23/19
Had Intercepted	0	0
Sacked/Yards Lost	0/0	1/8
Punts/Average	2/43.5	3/48.7
Penalties/Yards	4/42	9/110
Fumbles/Lost	1/1	0/0
Possession Time	25:08	34:52

DALLAS COWBOYS								
PASSING	ATT	COM	YDS	SK/YD	TD	LG	INT	RTG
Dak Prescott	34	21	188	0/0	0	32	0	76.6
TOTAL	34	21	188	0/0	0	32	0	76.6

RUSHING	ATT	YDS	AVG	LG	TD
Javonte Williams	15	54	3.6	11	2
Miles Sanders	4	53	13.3	49	0
KaVontae Turpin	2	9	4.5	5	0
Dak Prescott	1	3	3.0	3	0
TOTAL	22	119	5.4	49	2

RECEIVING	NO	YDS	AVG	LG	TD
CeeDee Lamb	7	110	15.7	32	0
Jake Ferguson	5	23	4.6	5	0
George Pickens	3	30	10.0	15	0
KaVontae Turpin	2	18	9.0	16	0
Javonte Williams	2	10	5.0	7	0
Jalen Tolbert	1	0	0.0	0	0
Miles Sanders	1	-3	-3.0	-3	0
TOTAL	21	188	9.0	32	0

PHILADELPHIA EAGLES								
PASSING	ATT	COM	YDS	SK/YD	TD	LG	INT	RTG
Jalen Hurts	23	19	152	1/8	0	51	0	94.2
TOTAL	23	19	152	1/8	0	51	0	94.2

RUSHING	ATT	YDS	AVG	LG	TD
Jalen Hurts	14	62	4.4	15	2
Saquon Barkley	18	60	3.3	16	1
Will Shipley	3	26	8.7	20	0
A.J. Dillon	3	10	3.3	9	0
TOTAL	38	158	4.2	20	3

RECEIVING	NO	YDS	AVG	LG	TD
Dallas Goedert	7	44	6.3	9	0
Saquon Barkley	4	24	6.0	8	0
Jahan Dotson	3	59	19.7	51	0
DeVonta Smith	3	16	5.3	7	0
A.J. Brown	1	8	8.0	8	0
Kylen Granson	1	1	1.0	1	0
TOTAL	19	152	8.0	51	0

GAME SUMMARIES



WEEK 2
New York Giants 37, Dallas Cowboys 40 (OT)
92,781 ★ AT&T Stadium ★ Sep 14, 2025



New York Giants	6	7	3	21	0	—	37
Dallas Cowboys	0	10	7	20	3	—	40

SCORING DRIVES					
TEAM	QTR	TIME	SCORING PLAY	NYG	DAL
Giants	1	6:11	G.Gano 38 yd. Field Goal (16-60, 8:49)	3	0
Giants	1	1:05	G.Gano 33 yd. Field Goal (8-55, 3:42)	6	0
Cowboys	2	8:25	B.Aubrey 51 yd. Field Goal (8-42, 3:49)	6	3
Giants	2	5:37	M.Nabers 29 yd. pass from R.Wilson (G.Gano kick) (5-70, 2:48)	13	3
Cowboys	2	2:11	K.Turpin 10 yd. pass from D.Prescott (B.Aubrey kick) (8-64, 3:26)	13	10
Cowboys	3	7:20	J.Williams 30 yd. run (B.Aubrey kick) (6-90, 3:00)	13	17
Giants	3	5:38	G.Gano 33 yd. Field Goal (5-52, 1:42)	16	17
Cowboys	4	14:13	B.Aubrey 44 yd. Field Goal (11-56, 6:25)	16	20
Giants	4	12:07	C.Skattebo 1 yd. run (G.Gano kick) (4-60, 2:06)	23	20
Cowboys	4	6:14	M.Sanders 4 yd. run (B.Aubrey kick) (10-85, 5:53)	23	27
Giants	4	2:44	W.Robinson 32 yd. pass from R.Wilson (G.Gano kick) (7-63, 3:30)	30	27
Cowboys	4	:52	G.Pickens 6 yd. pass from D.Prescott (B.Aubrey kick) (11-71, 1:52)	30	34
Giants	4	:25	M.Nabers 48 yd. pass from R.Wilson (G.Gano kick) (3-63, 0:27)	37	34
Cowboys	4	:00	B.Aubrey 64 yd. Field Goal (4-21, 0:25)	37	37
Cowboys	OT	:00	B.Aubrey 46 yd. Field Goal (4-42, 2:00)	37	40

Team Statistics	Giants	Cowboys
First Downs	22	32
3rd-Down Eff. (Made/Att/Pct)	6/14/43%	6/14/43%
4th-Down Eff. (Made/Att/Pct)	1/2/50%	1/1/100%
Total Net Yards	506	478
Total Plays	65	83
Yards Per Play	7.8	5.8
Rushes/Net Yards	21/84	28/135
Net Passing	422	343
Pass Attempts/Completions	41/30	52/38
Had Intercepted	1	1
Sacked/Yards Lost	3/28	3/18
Punts/Average	3/45.0	4/47.8
Penalties/Yards	14/160	12/106
Fumbles/Lost	1/0	1/0
Possession Time	32:39	37:21

NEW YORK GIANTS								
PASSING	ATT	COM	YDS	SK/YD	TD	LG	INT	RTG
Russell Wilson	41	30	450	3/28	3	52	1	123.0
TOTAL	41	30	450	3/28	3	52	1	123.0

RUSHING	ATT	YDS	AVG	LG	TD
Cam Skattebo	11	45	4.1	24	1
Russell Wilson	3	23	7.7	15	0
Tyrone Tracy Jr.	5	15	3.0	9	0
Devin Singletary	1	4	4.0	4	0
Jaxson Dart	1	-3	-3.0	-3	0
TOTAL	21	84	4.0	24	1

RECEIVING	NO	YDS	AVG	LG	TD
Malik Nabers	9	167	18.6	48t	2
Wan'Dale Robinson	8	142	17.8	50	1
Tyrone Tracy Jr.	4	36	9.0	14	0
Theo Johnson	4	34	8.5	14	0
Darius Slayton	2	61	30.5	52	0
Cam Skattebo	2	14	7.0	9	0
Devin Singletary	1	-4	-4.0	-4	0
TOTAL	30	450	15.0	52	3

DALLAS COWBOYS								
PASSING	ATT	COM	YDS	SK/YD	TD	LG	INT	RTG
Dak Prescott	52	38	361	3/18	2	33	1	96.7
TOTAL	52	38	361	3/18	2	33	1	96.7

RUSHING	ATT	YDS	AVG	LG	TD
Javonte Williams	18	97	5.4	30t	1
Dak Prescott	3	17	5.7	14	0
Miles Sanders	5	15	3.0	6	1
KaVontae Turpin	2	6	3.0	7	0
TOTAL	28	135	4.8	30T	2

RECEIVING	NO	YDS	AVG	LG	TD
CeeDee Lamb	9	112	12.4	33	0
Jake Ferguson	9	78	8.7	19	0
Javonte Williams	6	33	5.5	11	0
George Pickens	5	68	13.6	27	1
KaVontae Turpin	4	47	11.8	16	1
Jalen Tolbert	2	16	8.0	11	0
Miles Sanders	2	4	2.0	3	0
Brevyn Spann-Ford	1	3	3.0	3	0
TOTAL	38	361	9.5	33	2

GAME SUMMARIES



WEEK 3
Dallas Cowboys 14, Chicago Bears 31
58,389 ★ Soldier Field ★ Sep 21, 2025



Dallas Cowboys	3	11	0	0	—	14
Chicago Bears	14	10	7	0	—	31

SCORING DRIVES						
TEAM	QTR	TIME	SCORING PLAY	DAL	CHI	
Bears	1	10:35	R.Odunze 35 yd. pass from C.Williams (C.Santos kick) (5-76, 1:56)	0	7	
Cowboys	1	4:21	B.Aubrey 53 yd. Field Goal (11-46, 6:14)	3	7	
Bears	1	4:10	L.Burden 65 yd. pass from C.Williams (C.Santos kick) (1-65, 0:11)	3	14	
Cowboys	2	13:49	B.Aubrey 33 yd. Field Goal (10-50, 5:21)	6	14	
Cowboys	2	7:57	G.Pickens 2 yd. pass from D.Prescott (D.Prescott-J.Tolbert pass) (7-57, 4:12)	14	14	
Bears	2	4:15	C.Santos 30 yd. Field Goal (8-54, 3:42)	14	17	
Bears	2	:25	C.Kmet 10 yd. pass from C.Williams (C.Santos kick) (7-71, 2:00)	14	24	
Bears	3	:09	D.Moore 4 yd. pass from C.Williams (C.Santos kick) (19-76, 9:54)	14	31	

Team Statistics	Cowboys	Bears
First Downs	23	19
3rd-Down Eff. (Made/Att/Pct)	3/11/27%	8/14/57%
4th-Down Eff. (Made/Att/Pct)	2/3/67%	1/1/100%
Total Net Yards	396	385
Total Plays	67	57
Yards Per Play	5.9	6.8
Rushes/Net Yards	20/121	29/87
Net Passing	275	298
Pass Attempts/Completions	45/34	28/19
Had Intercepted	3	0
Sacked/Yards Lost	2/17	0/0
Punts/Average	2/51.0	4/44.0
Penalties/Yards	4/25	6/41
Fumbles/Lost	1/1	0/0
Possession Time	32:58	27:02

DALLAS COWBOYS								
PASSING	ATT	COM	YDS	SK/YD	TD	LG	INT	RTG
Dak Prescott	40	31	251	2/17	1	37	2	80.3
Joe Milton	5	3	41	0/0	0	24	1	46.7
TOTAL	45	34	292	2/17	1	37	3	71.7

RUSHING	ATT	YDS	AVG	LG	TD
Javonte Williams	10	76	7.6	22	0
Miles Sanders	9	41	4.6	8	0
KaVontae Turpin	1	4	4.0	4	0
TOTAL	20	121	6.1	22	0

RECEIVING	NO	YDS	AVG	LG	TD
Jake Ferguson	13	82	6.3	12	0
George Pickens	5	68	13.6	24	1
Javonte Williams	5	16	3.2	6	0
Jalen Tolbert	3	24	8.0	12	0
Miles Sanders	3	12	4.0	6	0
KaVontae Turpin	2	64	32.0	37	0
Ryan Flournoy	2	21	10.5	11	0
Luke Schoonmaker	1	5	5.0	5	0
TOTAL	34	292	8.6	37	1

CHICAGO BEARS								
PASSING	ATT	COM	YDS	SK/YD	TD	LG	INT	RTG
Caleb Williams	28	19	298	0/0	4	65t	0	142.6
TOTAL	28	19	298	0/0	4	65T	0	142.6

RUSHING	ATT	YDS	AVG	LG	TD
D'Andre Swift	13	33	2.5	11	0
Kyle Monangai	6	16	2.7	8	0
Caleb Williams	5	12	2.4	7	0
Olamide Zaccheaus	1	12	12.0	12	0
DJ Moore	3	7	2.3	5	0
Luther Burden III	1	7	7.0	7	0
TOTAL	29	87	3.0	12	0

RECEIVING	NO	YDS	AVG	LG	TD
DJ Moore	4	21	5.3	12	1
Luther Burden III	3	101	33.7	65t	1
Rome Odunze	3	62	20.7	35t	1
D'Andre Swift	3	45	15.0	41	0
Olamide Zaccheaus	3	24	8.0	11	0
Colston Loveland	1	31	31.0	31	0
Cole Kmet	1	10	10.0	10t	1
Kyle Monangai	1	4	4.0	4	0
TOTAL	19	298	15.7	65T	4

DRIVE CHARTS

WEEK 1: COWBOYS 20, EAGLES 24

SEPTEMBER 4, 2025

★ COWBOYS													🦅 EAGLES												
#	RECD	LOST	POSS	OBTAINED	BEGAN	PLAYS	YDS	PEN	NET	1ST	ENDED	GIVEN UP	#	RECD	LOST	POSS	OBTAINED	BEGAN	PLAYS	YDS	PEN	NET	1ST	ENDED	GIVEN UP
1	15:00	11:49	3:11	KO	DAL 47	6	53	0	53	4	PHI 1	TD	1	11:49	05:55	5:54	KO	PHI 30	10	70	0	70	5	DAL 4	TD
2	05:55	14:56	5:59	KO	DAL 12	9	64	24	88	5	PHI 1	TD	2	14:56	06:46	8:10	KO	PHI 35	12	65	0	65	5	DAL 8	TD
3	06:46	02:34	4:12	KO	DAL 31	10	31	15	46	3	PHI 23	Field Goal	3	02:34	00:51	1:43	KO	PHI 19	8	81	0	81	3	DAL 10	TD
4	00:51	00:00	0:51	KO	DAL 12	7	29	24	53	4	PHI 35	Field Goal	4	15:00	08:30	6:30	KO	PHI 28	10	32	0	32	3	DAL 40	Field Goal
5	08:30	04:44	3:46	KO	DAL 29	9	64	-3	61	3	PHI 11	FUM	5	04:44	03:10	1:34	FUM	PHI 16	3	7	0	7	0	PHI 23	Punt
6	03:10	14:46	3:24	Punt	DAL 26	6	23	0	23	1	DAL 49	Punt	6	14:46	07:20	7:26	Punt	PHI 13	11	32	0	32	3	PHI 45	Punt
7	07:20	04:43	2:37	Punt	DAL 11	4	16	0	16	1	DAL 27	Punt	7	04:43	03:02	1:41	Punt	PHI 24	3	7	0	7	0	PHI 31	Punt
8	03:02	01:54	1:08	Punt	DAL 18	7	27	0	27	1	DAL 45	Downs	8	01:54	00:00	1:54	Downs	DAL 44	6	8	0	8	1	DAL 35	End Game

WEEK 2: COWBOYS 40, GIANTS 37

SEPTEMBER 14, 2025

★ COWBOYS													📺 GIANTS												
#	RECD	LOST	POSS	OBTAINED	BEGAN	PLAYS	YDS	PEN	NET	1ST	ENDED	GIVEN UP	#	RECD	LOST	POSS	OBTAINED	BEGAN	PLAYS	YDS	PEN	NET	1ST	ENDED	GIVEN UP
1	06:11	04:47	1:24	KO	DAL 32	3	9	-5	4	0	DAL 36	Punt	1	15:00	06:11	8:49	KO	NYG 20	16	110	-50	60	4	DAL 20	Field Goal
2	01:05	14:09	1:56	KO	DAL 31	3	2	0	2	0	DAL 33	Punt	2	04:47	01:05	3:42	Punt	NYG 31	8	60	-5	55	2	DAL 14	Field Goal
3	12:14	08:25	3:49	Punt	DAL 25	8	42	0	42	2	NYG 33	Field Goal	3	14:09	12:14	1:55	Punt	NYG 19	3	6	0	6	0	NYG 25	Punt
4	05:37	02:11	3:26	KO	DAL 36	8	49	15	64	5	NYG 10	TD	4	08:25	05:37	2:48	KO	NYG 30	5	70	0	70	3	DAL 29	TD
5	01:36	00:00	1:36	Punt	DAL 20	8	42	-15	27	2	NYG 48	End Half	5	02:11	01:36	0:35	KO	NYG 23	3	5	0	5	0	NYG 28	Punt
6	15:00	14:42	0:18	KO	DAL 21	2	0	0	0	0	DAL 21	Int	6	14:42	10:20	4:22	Int	DAL 40	8	30	0	30	2	DAL 10	Downs
7	10:20	07:20	3:00	Downs	DAL 10	6	53	37	90	5	NYG 30	TD	7	07:20	05:38	1:42	KO	NYG 33	5	57	-5	52	1	DAL 15	Field Goal
8	05:38	14:13	6:25	KO	DAL 18	11	38	18	56	3	NYG 26	Field Goal	8	14:13	12:07	2:06	KO	NYG 40	4	39	21	60	4	DAL 1	TD
9	12:07	06:14	5:53	KO	DAL 15	10	70	15	85	5	NYG 4	TD	9	06:14	02:44	3:30	KO	NYG 37	7	63	0	63	3	DAL 32	TD
10	02:44	00:52	1:52	KO	DAL 29	11	71	0	71	5	NYG 6	TD	10	00:52	00:25	0:27	KO	NYG 37	3	63	0	63	2	DAL 48	TD
11	00:25	00:00	0:25	KO	DAL 33	4	21	0	21	1	NYG 46	Field Goal	11	06:46	04:52	1:54	Punt	NYG 14	4	7	0	7	1	NYG 21	Punt
12	10:00	06:46	3:14	KO	DAL 19	6	23	0	23	2	DAL 42	Punt	12	02:49	02:00	0:49	Punt	NYG 34	2	-4	0	-4	0	NYG 30	Int
13	04:52	02:49	2:03	Punt	DAL 38	3	15	-15	0	0	DAL 38	Punt													
14	02:00	00:00	2:00	Int	DAL 30	4	42	0	42	2	NYG 28	Field Goal													

WEEK 3: COWBOYS 14, BEARS 31

SEPTEMBER 21, 2025

★ COWBOYS													🐻 BEARS												
#	RECD	LOST	POSS	OBTAINED	BEGAN	PLAYS	YDS	PEN	NET	1ST	ENDED	GIVEN UP	#	RECD	LOST	POSS	OBTAINED	BEGAN	PLAYS	YDS	PEN	NET	1ST	ENDED	GIVEN UP
1	13:13	12:31	0:42	Punt	DAL 43	2	29	0	29	0		FUM	1	15:00	13:13	1:47	KO	CHI 19	3	-2	0	-2	0	CHI 17	Punt
2	10:35	04:21	6:14	KO	DAL 20	11	46	0	46	3	CHI 34	Field Goal	2	12:31	10:35	1:56	FUM	CHI 24	5	71	5	76	3	DAL 35	TD
3	04:10	13:49	5:21	KO	DAL 35	10	55	-5	50	3	CHI 15	Field Goal	3	04:21	04:10	0:11	KO	CHI 35	1	65	0	65	1	CHI 35	TD
4	12:09	07:57	4:12	Punt	DAL 43	7	52	5	57	4	CHI 2	TD	4	13:49	12:09	1:40	KO	CHI 35	3	11	-10	1	0	CHI 36	Punt
5	04:15	02:25	1:50	KO	DAL 24	3	6	0	6	0	DAL 30	Punt	5	07:57	04:15	3:42	KO	CHI 35	8	59	-5	54	2	DAL 11	Field Goal
6	00:25	00:00	0:25	KO	DAL 22	1	12	0	12	1	DAL 22	End Half	6	02:25	00:25	2:00	Punt	CHI 29	7	71	0	71	4	DAL 10	TD
7	15:00	10:03	4:57	KO	DAL 28	7	18	0	18	2	DAL 46	Punt	7	10:03	00:09	9:54	Punt	CHI 24	19	76	0	76	7	DAL 4	TD
8	00:09	13:32	1:37	KO	DAL 34	4	35	-5	30	2	CHI 36	Int	8	13:32	08:58	4:34	Int	CHI 27	7	29	0	29	2	DAL 44	Punt
9	08:58	04:47	4:11	Punt	DAL 8	15	85	6	91	5	CHI 1	Int	9	04:47	04:21	0:26	Int	CHI 20	3	7	0	7	0	CHI 27	Punt
10	04:21	00:52	3:29	Punt	DAL 32	9	58	-5	53	3	CHI 15	Int	10	00:52	00:00	0:52	Int	CHI 20	2	-2	0	-2	0	CHI 19	End Game



NON-MEDIA GUIDE BIOS



ONE COWBOYS WAY ★ FRISCO, TEXAS 75034 ★ P: 972.497.4959 ★ WWW.DALLASCOWBOYS.COM

2025 NON-MEDIA GUIDE BIOS

TRIKWEZE BRIDGES
25 • Cornerback
6-2 • 200 • 9/20/00
Florida • W(LAC)-'25
NFL: Rookie • Cowboys: Rookie

(TRY-kwez)



PRO: The Dallas Cowboys claimed Trikweze Bridges off waivers after the final cuts, adding a young and talented player to their secondary. Bridges, originally drafted in the seventh round (256th overall) by the Los Angeles Chargers, comes to Dallas hoping to find a role with Dallas' defense.

TRANSACTION SUMMARY:

8/26/25: Waived by the LA Chargers and claimed off waivers by Dallas (8/27).

4/26/25: Drafted in the seventh round (256th overall) by the LA Chargers.

2025 (LA Chargers/Dallas):

- Attended training camp with the LA Chargers before being waived at the roster cutdown date and claimed by Dallas.

COLLEGE:

- Transferred to Florida from Oregon in 2024, playing in all 13 games as a super senior and leading the Gators with 70 tackles, two interceptions and two forced fumbles.
- Saw action in 47 games with 17 starts through five seasons at Oregon (2019-23), amassing 93 tackles, four interceptions and two forced fumbles.
- Appeared in all 13 games with one start in 2023, recording 16 tackles.
- In 2022 started all 13 games, posting 49 tackles, three interceptions and a forced fumble as a junior.
- Played in all 14 games with three starts in 2021, totaling 26 tackles, an interception and one forced fumble.
- In 2020 saw action in all seven games during the COVID-19-shortened season, tallying two tackles.
- Redshirted his true freshman season in 2019 after appearing in one game.

PERSONAL:

- Rated a four-star prospect out of Lanett, Ala., High School, setting state records for interceptions (36) and interceptions returned for touchdowns (13) on his way to three all-state selections. Led his team to the quarterfinals with 89 tackles, four tackles for loss and nine interceptions as a senior in 2018.

GERON CHRISTIAN
79 • Tackle
6-5 • 315 • 9/10/96
Louisville • FA-'25
NFL: 8th Year • Cowboys: 1st Year
Games/Starts: 2024-5/0; Career-63/25
Postseason: 2024-0/0; Career-1/1

(JAIR-in)



PRO: The Dallas Cowboys signed Geron Christian midway through training camp to add a veteran, experienced player in the offensive line room. Christian, originally drafted in the third round (74th overall) by Washington in the 2018 NFL Draft, has seen action in 63 career games with 25 starts through seven NFL seasons. He was waived after training camp but signed to the Cowboys practice squad.

TRANSACTION SUMMARY:

8/2/25: Signed with Dallas, released (8/26) and signed to Dallas' practice squad (8/27).

11/19/24: Signed to Cleveland's active roster.

8/27/24: Released by Tennessee, signed with the LA Rams (9/11), released (10/15) and signed to the Rams practice squad (10/17).

6/12/24: Signed a one-year contract with Tennessee.

10/10/23: Released by Houston, signed to Cleveland's practice squad (10/31) and activated (11/7).

3/16/23: Re-signed with Miami, released (8/28) and signed to Houston's practice squad (9/27).

1/4/23: Waived by Kansas City and claimed off waivers by Miami (1/5).

3/24/22: Signed a one-year contract with Kansas City.

5/20/21: Waived by Washington and claimed by Houston (5/21).

11/19/20: Placed on Reserve/Injured with a knee injury.

11/12/18: Placed on Reserve/Injured with a knee injury.

4/27/18: Drafted in the third round (74th overall) by Washington.

Geron Christian, cont.

2024 (Tennessee/LA Rams):

- Signed a one-year contract with Tennessee and attended training camp before being released at the roster cut down date.
- Signed with the LA Rams in September, released in October and signed to the Rams practice squad, appearing in one game as a practice squad elevation.
- Signed with Cleveland in November, seeing action in four games.

2023 (Kansas City/Miami/Houston/Cleveland):

- Attended training camp with the Dolphins before being released at the roster cut down date and signed to Houston's practice squad.
- Played in one game for Houston as a practice squad elevation.
- Released by Houston in October, signed to Cleveland's practice squad and activated in November.
- Started nine games for Cleveland at left tackle.

2022 (Kansas City):

- Signed a one-year contract with Kansas City during free agency.
- Appeared in 10 games at tackle.

2021 (Washington/Houston):

- Spent the offseason with Washington before being waived in May and claimed by Houston.
- Played in 14 games with eight starts at left tackle.

2020 (Washington):

- Started six games before being placed on Reserve/Injured with a knee injury.

2019 (Washington):

- Saw action in 16 games with two starts.
- Made his first career start against New England (10/6).

2018 (Washington):

- Appeared in two games during his rookie campaign.
- Made his NFL debut against Atlanta (11/4).
- Placed on Reserve/Injured after suffering a knee injury at Tampa Bay (11/11).

COLLEGE:

- Started all 39 games of his three-year career at Louisville.
- Saw action in all 13 games as a junior in 2017.
- In 2016 started all 13 games, blocking for a 500 yard-per-game offense on his way to a second consecutive All-ACC selection.
- Started all 13 games as a true freshman in 2015, earning All-ACC honors.

PERSONAL:

- Rated a three-star prospect out of Trinity Catholic High School in Ocala, Fla., earning 3A all-state honors.
- Also lettered in basketball.

CHRISTIAN'S NFL TOTALS

GAMES/STARTS (regular season, playoffs): 2018 (2/0-Was); 2019 (16/2-Was); 2020 (6/6-Was); 2021 (14/8-Hou); 2022 (10/0-KC); 2023 (1/0-Hou; 9/9, 1/1-Cle); 2024 (1/0-LAR; 4/0-Cle). **Totals (63/25, 1/1).**



PRO: The Dallas Cowboys added a three-time Pro Bowler to their defensive line when they traded for Kenny Clark one week prior to the regular season. Clark arrives in Dallas after spending the first nine years of his career with the Green Bay Packers, where he accumulated 497 tackles, 35.0 sacks, 56 tackles for loss and 96 quarterback hits. His three trips to the Pro Bowl were tied for the most all-time by a Packers defensive tackle. Clark also has eight career fumble recoveries, tied for third among NFL defensive linemen since he was drafted in 2016. Clark, who is recognized as a premier interior piece in both run defense and pass rush, will join Osa Odighizuwa and the rest of the Cowboys defense to bolster Dallas' front in Matt Eberflus' first season as the Cowboys defensive coordinator.



TRANSACTION SUMMARY:

- 7/22/25:** Traded to Dallas from Green Bay, along with a 2026 first round pick and a 2027 first round pick, for Micah Parsons.
- 7/21/24:** Signed a three-year extension with Green Bay through 2027.
- 8/15/20:** Signed a four-year extension with Green Bay through 2024.
- 12/25/18:** Placed on Reserve/Injured with an elbow injury.
- 4/28/16:** Drafted in the first round (27th overall) by Green Bay.

2024 (Green Bay):

- Started all 17 contests for the third straight season, posting 37 tackles, a sack, two fumble recoveries (tied career high), four tackles for a loss, two pass breakups and tied for second on the team with 27 pressures, per Next Gen Stats.
- Recovered a fumble against Arizona (10/13) and against San Francisco (11/24).
- At Detroit (12/5), posted a season-high eight tackles, a tackle for loss and a pressure.

2023 (Green Bay):

- Started all 17 regular season games and was named to his third career Pro Bowl after recording 44 tackles, a career-high 7.5 sacks, a team-high nine tackles for loss, two forced fumbles and 16 quarterback hits.
- Finished second on the team with 50 pressures, via Next Gen Stats.

Kenny Clark, cont.

- Recorded at least a half sack in the first three games of the season, only the second time in his career that he tallied a sack stat in three consecutive games (2019, games 13-15).
- Tallied 2.0 sacks, two quarterback hits, two tackles for loss and a pass breakup against Tampa Bay (12/17), the sixth 2.0-sack game of his career.
- Against Chicago (1/7/24), recorded two tackles, a tackle for loss, a team-best four pressures and a sack.
- Started both postseason contests at Dallas (1/14/24) and at San Francisco (1/20/24), recording seven tackles, a half sack and a tackle for loss.

2022 (Green Bay):

- Finished third on the team with 4.0 sacks while starting all 17 games. Also notched 53 tackles, 10 quarterback hits and five tackles for loss.
- At Tampa Bay (9/25), led the team in sacks (2.0), tackles for loss (two) and quarterback hits (two).
- Posted four tackles, a tackle for loss and a sack against Dallas (11/13).
- In the season finale against Minnesota (1/1/23), forced and recovered a fumble on a sack of Kirk Cousins.

2021 (Green Bay):

- Earned his second Pro Bowl nod after starting all 16 games he played and led the Packers defensive line with 48 tackles and also recorded 4.0 sacks, six tackles for loss and 13 quarterback hits.
- Per Stats Pass, tied with Rashan Gary for the team lead with 43.5 quarterback hurries, which was sixth among NFL defensive tackles.
- Recorded two tackles and a sack at San Francisco (9/26).
- Posted 2.0 sacks, two tackles for loss and two quarterback hits at Chicago (10/17).
- In the NFC Divisional Round against San Francisco (1/22/22), registered six tackles, a tackle for loss and a sack.

2020 (Green Bay):

- Started all 13 games he played in, leading the defensive line with 41 tackles, 2.0 sacks, three tackles for loss and six quarterback hits.
- Suffered a groin injury in the season opener and missed Weeks 2-4.
- Played both postseason contests, recording 11 tackles, a team-best 2.5 sacks and a team-high two tackles for loss.
- Against the LA Rams in the Divisional Round, registered three tackles, two quarterback hits and a playoff career-best 1.5 sacks.
- In the NFC Championship game against Tampa Bay, led the team with eight tackles while also posting a sack and tackle for loss.

2019 (Green Bay):

- Named to his first career Pro Bowl after starting all 16 games and ranked second on the team with a career-high 89 tackles while adding 6.0 sacks, a forced fumble and 11 tackles for loss.
- Against Minnesota (9/15), finished with seven tackles, a sack, a forced fumble and five quarterback hits.
- Posted six tackles and a season-high 1.5 sacks against Washington (12/8).
- Matched his career high with a team-high 2.0 sacks against Chicago (12/15), also adding three tackles for loss.
- Started both postseason contests against Seattle (1/12/20) and at San Francisco (1/19/20), recording seven tackles, a sack and three pressures.

2018 (Green Bay):

- Started all 13 games he appeared in, missing three contests due to an elbow injury, and ranked second on the team with 6.0 sacks. Also added 73 tackles (third on team) and 13 tackles for loss (tied for team lead) while being named a Pro Bowl alternate.
- Matched his career high with 2.0 sacks at the LA Rams (10/28), while adding eight tackles, four tackles for loss and three pressures.
- Paced the defensive line with six tackles, a sack and two quarterback hits at Minnesota (11/25).

2017 (Green Bay):

- Started all 15 games he appeared in and led the defensive line with 78 tackles, eight tackles for loss, 4.5 sacks and two forced fumbles.
- Registered all 4.5 sacks in December, second-most among NFL defensive tackles behind only Aaron Donald (5.0).
- Registered a career-high 10 tackles, a tackle for loss and a forced fumble at Minnesota (10/15).
- Posted eight tackles and blocked an extra point against New Orleans (10/22), the Packers first blocked extra point since 2013.
- Recorded his first career sack against Tampa Bay (12/3), finishing with seven tackles, 1.5 sacks, a forced fumble and two pressures.

2016 (Green Bay):

- Played in all 16 games as a rookie with two starts, registering 33 tackles, two tackles for loss and four quarterback pressures.
- Appeared in all three postseason contests and recorded nine tackles, including a tackle for loss and a team-high five pressures.
- Made his NFL debut at Jacksonville (9/11) and first career start against Detroit (9/25).

COLLEGE:

- In three seasons at UCLA (2013-15), played in all 39 games and started the final 29 contests of his career. Finished with 164 tackles, 7.0 sacks and 20.5 tackles for loss.
- As a junior in 2015, named team co-captain and started all 13 games while earning third-team All-America recognition from the Associated Press. Also named first-team All-Pac 12 after recording career highs in tackles (75), sacks (6.0), tackles for loss (11) and pass breakups (five).
- Hauled in his first career touchdown on a three-yard pass from Josh Rosen against Virginia in the 2015 season opener.
- Started all 13 games and earned second-team All-Pac 12 honors as a sophomore in 2014, tallying 58 tackles, 5.5 tackles for loss and a fumble recovery.
- Appeared in all 13 contests, with four starts, as a true freshman in 2013 and registered 31 tackles, four tackles for loss and a sack.

PERSONAL:

- Named the CIF Eastern Division Player of the Year as a senior at Wilmer Amina Carter High School in Rialto, Calif., posting 71 tackles, 11.0 sacks, five forced fumbles and a fumble recovery.
- Along with defensive tackle, also played on the offensive line.
- Also lettered in wrestling, winning a CIF title as a senior when he defeated future UCLA teammate Alex Redmond.
- Clark and his wife, Kaleeyah, have two daughters, Kenaii and Kennedi.
- Majored in African American studies at UCLA.

CLARK'S NFL TOTALS

		DEFENSE									INTERCEPTIONS					FUMBLES REC				
Year Team	GP-GS	ST	AT	TT	Sks- Yds	Tkl/ Ls	QBH	PBU	FF	No	Yds	Avg	Lg	TD	No	Yds	Avg	Lg	TD	
2016 Green Bay.....	16-2	14	19	– 33	0.0(0)	1(-1)	2	2	0	0	0	0.0	0	0	2	2	1.0	2	0	
2017 Green Bay.....	15-15	39	39	– 78	4.5(-26)	6(-24)	6	1	2	0	0	0.0	0	0	0	0	0.0	0	0	
2018 Green Bay.....	13-13	46	27	– 73	6.0(-43)	11(-48)	9	3	1	0	0	0.0	0	0	2	0	0.0	0	0	
2019 Green Bay.....	16-16	52	37	– 89	6.0(-36.5)	11(-34)	28	0	1	0	0	0.0	0	0	0	0	0.0	0	0	
2020 Green Bay.....	13-13	28	14	– 42	2.0(-12)	3(-14)	6	0	0	0	0	0.0	0	0	0	0	0.0	0	0	
2021 Green Bay.....	16-16	27	21	– 48	4.0(-46)	6(-34)	13	0	0	0	0	0.0	0	0	1	0	0.0	0	0	
2022 Green Bay.....	17-17	27	26	– 53	4.0(-24)	5(-17)	10	0	1	0	0	0.0	0	0	1	0	0.0	0	0	
2023 Green Bay.....	17-17	22	22	– 44	7.5(-48.5)	9(-47)	16	3	2	0	0	0.0	0	0	0	0	0.0	0	0	
2024 Green Bay.....	17-17	20	17	– 37	1.0(-7)	4(-11)	5	2	0	0	0	0.0	0	0	2	0	0.0	0	0	
Totals.....	140-126	275	222	– 497	35.0(-243)	56(-230)	95	11	7	0	0	0.0	0	0	8	2	0.3	0	0	
Playoffs																				
2016 Green Bay.....	3-0	5	4	– 9	0.0(0)	1(-2)	0	0	0	0	0	0.0	0	0	0	0	0.0	0	0	
2019 Green Bay.....	2-2	5	2	– 7	1.0(-2)	1(-2)	3	0	0	0	0	0.0	0	0	0	0	0.0	0	0	
2020 Green Bay.....	2-2	6	5	– 11	2.5(-15)	2(-11)	3	0	0	0	0	0.0	0	0	0	0	0.0	0	0	
2021 Green Bay.....	1-1	4	2	– 6	1.0(-6.0)	1(-6)	2	0	0	0	0	0.0	0	0	0	0	0.0	0	0	
2023 Green Bay.....	2-2	4	3	– 7	0.5(-3)	1(-1)	2	0	0	0	0	0.0	0	0	0	0	0.0	0	0	
2024 Green Bay.....	1-1	2	3	– 5	0.0(0)	0(0)	0	0	0	0	0	0.0	0	0	0	0	0.0	0	0	
Totals.....	11-8	26	19	– 45	5.0(-26)	6(-22)	10	0	0	0	0	0.0	0	0	0	0	0.0	0	0	

SINGLE-GAME HIGHS

Tackles – 10; at Washington, 9/23/18 and at Minnesota, 10/15/17

Solo Tackles – 7, three times, most recently vs. Arizona, 12/2/18


Sacks – 2.0, six times, most recently vs. Tampa Bay, 12/17/23

Tackles For Loss – 4 at LA Rams, 10/28/18

JADEVEON CLOWNEY

42 • Defensive End

6-5 • 266 • 2/14/93
 South Carolina • FA-'25
 NFL: 12th Year • Cowboys: 1st Year
 Games/Starts: 2024-14/14; Career-140/127
 Postseason: 2024-0/0; Career-7/7



PRO: The Dallas Cowboys signed Jadeveon Clowney entering Week Three of the season, looking to add another veteran presence to the defensive front. The three-time Pro Bowler, originally drafted No. 1 overall by Houston in the 2014 NFL Draft, has accumulated 272 tackles, 58.0 sacks, one interception and 108 tackles for loss in 140 career games with 127 career starts through 11 NFL seasons. Clowney hopes to make an immediate impact in Defensive Coordinator Matt Eberflus' system.



TRANSACTION SUMMARY:

9/15/25: Signed with Dallas as a free agent.
5/8/25: Released by Carolina.
3/27/24: Signed a two-year contract with Carolina.
8/18/23: Signed a one-year contract with Baltimore.
3/15/23: Released by Cleveland.
5/23/22: Re-signed with Cleveland.
4/14/21: Signed a one-year contract with Cleveland.
11/21/20: Placed on Reserve/Injured with a knee injury.
9/6/20: Signed a one-year contract with Tennessee.
8/31/19: Traded to Seattle.
12/10/14: Placed on Reserve/Injured with a knee injury.
5/8/14: Drafted in the first round (first overall) by Houston.

2024 (Carolina):

- Started 14 games, totaling 46 tackles, 5.5 sacks and nine tackles for loss.

2023 (Baltimore):

- Saw action in 17 games with 15 starts at linebacker, posting 43 tackles, 9.5 sacks, nine tackles for loss and two forced fumbles.
- Appeared in the Divisional game against Houston (1/20/2024), recording two tackles.
- Played in the 2024 AFC Championship game against Kansas City (1/28/24), tallying two tackles and one sack.

Jadeveon Clowney, cont.

2022 (Cleveland):

- Appeared in 12 games with 10 starts, racking up 14 tackles, 2.0 sacks and four tackles for loss.

2021 (Cleveland):

- Started 14 games at defensive end, tallying 37 tackles, 9.0 sacks and 11 tackles for loss.

2020 (Tennessee):

- Started eight games at linebacker, recording 19 tackles, four tackles for loss and one forced fumble.
- Placed on Reserve/Injured after suffering a knee injury against Indianapolis (11/12).

2019 (Houston/Seattle):

- Attended training camp with Houston before being traded to Seattle in exchange for a 2020 third-round pick, Jacob Martin and Barkevious Mingo.
- Saw action in 13 games with 11 starts at defensive end, totaling 31 tackles, 3.0 sacks, seven tackles for loss, four forced fumbles and two fumble recoveries.
- Appeared in the Wild Card and Divisional Round games, posting nine tackles, 1.5 sacks and three tackles for loss.

2018 (Houston):

- Played in 15 games with 14 starts at linebacker, tallying 47 tackles, 9.0 sacks, 16 tackles for loss, one forced fumble and three fumble recoveries on his way to a third-consecutive Pro Bowl selection.
- Posted five tackles in the Wild Card game against Indianapolis (1/5/19).

2017 (Houston):

- Started all 17 games at linebacker, amassing 59 tackles, 9.5 sacks, 21 tackles for loss, two forced fumbles and two fumble recoveries.
- Earned his second-consecutive Pro Bowl selection.

2016 (Houston):

- Started all 16 games at defensive end, recording 52 tackles, 6.0 sacks, 16 tackles for loss and a forced fumble on his way to his first-career Pro Bowl selection. Also named to the Associated Press All-Pro second team.
- Played in the Wild Card and Divisional Round games, posting three tackles and one interception.

2015 (Houston):

- Appeared in 13 games with nine starts at linebacker, totaling 40 tackles, 4.5 sacks, eight tackles for loss and a forced fumble.
- Recorded his first-career sack at Miami (10/25).

2014 (Houston):

- Saw action in four games with two starts at linebacker in his rookie campaign, tallying seven tackles.
- Made his NFL debut and first-career start against Washington (9/7), recording one tackle.
- Placed on Reserve/Injured after suffering a knee injury against Cincinnati (11/23).

COLLEGE:

- Appeared in 37 games through three seasons at South Carolina, totaling 130 tackles, 24.0 sacks and 47 tackles for loss.
- Started 11 games as a junior, tallying 40 tackles, 11.5 tackles for loss and 3.0 sacks on his way to first-team All-America honors.
- In 2012 saw action in 13 games, tallying 54 tackles, 13.0 sacks and 23.5 tackles for loss as a sophomore. Set program single-season records for sacks and tackles for loss. Named a unanimous All-American and South Carolina's first SEC Defensive Player of the Year.
- Played in all 13 games as a true freshman, recording 36 tackles, 8.0 sacks and 12 tackles for loss.

PERSONAL:

- Rated a five-star prospect and the No. 1 player in the nation out of South Pointe High School in Rock Hill, S.C., totaling 162 tackles, 29.5 sacks, 29 tackles for loss, 11 forced fumbles, six fumble recoveries and five touchdowns while rushing for 277 yards and nine touchdowns en route to a 13-2 record and runner-up finish in the state playoffs as senior in 2010.
- Majored in African-American studies at South Carolina.

CLOWNEY'S NFL TOTALS

Year Team	GP-GS	DEFENSE								INTERCEPTIONS					FUMBLES REC				
		ST	AT	TT	Sks-Yds	Tkl/Ls	QB Prs	PBU	FF	No	Yds	Avg	Lg	TD	No	Yds	Avg	Lg	TD
2014 Houston	4-2	5	2	7	0.0(0)	3(-10)	0	0	0	0	0	0.0	0	0	0	0	0.0	0	0
2015 Houston	13-9	27	13	40	4.5(-44)	8(-48)	8	6	1	0	0	0.0	0	0	0	0	0.0	0	0
2016 Houston	14-14	40	12	52	6.0(-45)	16(-69)	17	2	1	0	0	0.0	0	0	0	0	0.0	0	0
2017 Houston	16-16	41	18	59	9.5(-67)	21(-102)	21	2	2	0	0	0.0	0	0	2	71	35.5	49	1
2018 Houston	15-14	38	9	47	9.0(-75)	16(-81)	21	1	1	0	0	0.0	0	0	3	0	0.0	0t	1
2019 Seattle	13-11	21	10	31	3.0(-21)	7(-6)	13	3	4	1	27	27.0	27t	1	2	10	5.0	10t	1
2020 Tennessee	8-8	14	5	19	0.0(0)	4(-8)	6	4	1	0	0	0.0	0	0	0	0	0.0	0	0
2021 Cleveland	14-14	24	13	37	9.0(-84)	11(-72)	19	2	2	0	0	0.0	0	0	0	0	0.0	0	0
2022 Cleveland	12-10	15	13	28	2.0(-17)	4(-12)	4	3	1	0	0	0.0	0	0	1	0	0.0	0	0
2023 Baltimore	17-15	24	19	43	9.5(-51)	9(-35)	19	5	2	0	0	0.0	0	0	1	0	0.0	0	0
2024 Carolina	14-14	24	22	46	5.5(-49)	4(-8)	11	4	0	0	0	0.0	0	0	0	0	0.0	0	0
Totals	140-127	272	137	409	58.0(-453)	103(451)	0	0	0	1	1	0.0	1	0	1	0	0.0	0	0
Playoffs																			
2015 Houston	0-0	0	0	0	0.0(0)	0(0)	0	0	0	0	0	0.0	0	0	0	0	0.0	0	0
2016 Houston	2-2	3	0	3	0.0(0)	1(-1)	2	2	0	1	3	3.0	3	0	0	0	0.0	0	0
2018 Houston	1-1	2	3	5	0.0(0)	0(0)	0	0	0	0	0	0.0	0	0	0	0	0.0	0	0
2019 Seattle	2-2	9	3	12	1.5(-1)	3(-11)	3	0	0	0	0	0.0	0	0	0	0	0.0	0	0
2020 Tennessee	0-0	RESERVE/INJURED-Knee								RESERVE/INJURED					RESERVE/INJURED				
2023 Baltimore	2-2	2	2	4	1.0(-9)	1(-9)	1	0	0	0	0	0.0	0	0	0	0	0.0	0	0
Totals	7-7	16	8	24	2.5(-10)	5(-21)	6	2	0	1	3	3.0	3	0	0	0	0.0	0	0

MALIK DAVIS

21 • Running Back

5-11 • 202 • 11/26/98

Florida • FA-'25

NFL: 2nd Year • Cowboys: 2nd Year

Games/Starts: 2024-0/0; Career-15/0

Postseason: 2024-0/0; Career-2/0



PRO: The Dallas Cowboys signed a familiar face in Malik Davis midway through training camp, adding a shifty back to a room that had been hampered by nagging injuries in Oxnard. Davis spent the first three seasons of his career with Dallas, playing in 15 career games. Originally, he was an undrafted free agent out of Florida, and in his rookie season with Dallas, totaled 38 carries for 161 rushing yards and a touchdown. Despite a solid showing in the preseason, Davis was waived and added to the Cowboys practice squad in 2025.

TRANSACTION SUMMARY:

8/8/25: Signed with Dallas as a free agent, waived (8/26) and signed to Dallas' practice squad (8/27).

1/9/25: Signed with Dallas as a Future and released (4/30).

1/17/24: Signed with Dallas as a Future, released (8/27) and signed to Dallas' practice squad (8/28).

8/29/23: Waived and signed to the Dallas' squad (8/30).

8/30/22: Waived, signed to Dallas' practice squad (8/31) and activated (10/29).

5/12/22: Signed with Dallas as an undrafted free agent.

2024:

- Released at the end of training camp and signed to the practice squad, where he spent the entire season and did not appear in a game.

2023:

- Released at the end of training camp and signed to the practice squad. Was elevated three times for game action and played mainly on special teams where he had two tackles.
- Elevated from the practice squad at the LA Chargers (10/16) and at Buffalo (12/17), seeing time on special teams and adding a tackle in each contest.
- Elevated from the practice squad at Miami (12/24) and played on special teams.

2022:

- Finished the season with 38 carries for 161 yards and a touchdown, also catching six passes for 63 yards while playing in 12 games after a callup from the practice squad in October. Added two special teams tackles.
- Elevated from the practice squad at Philadelphia (10/16) and against Detroit (10/23) before signing to the active roster for the remainder of the regular season prior to the contest against Chicago (10/30). Recorded his first NFL carries against the Bears, toting the ball eight times for 23 yards and catching two passes for 18 yards.

COLLEGE:

- Played in 46 games over five years at Florida, rushing 284 times for 1,470 yards (5.2 avg.) with eight touchdowns while also catching 70 passes for 726 yards and two touchdowns.
- Started 12-of-13 games as a senior in 2021, rushing 92 times for 487 yards and five touchdowns with 23 receptions for 217 yards and two receiving touchdowns.
- Started two-of-12 games in 2020, tallying 310 rushing yards on 66 carries and 377 receiving yards with 31 receptions.
- As a redshirt sophomore in 2019, appeared in 12 games on offense and special teams, totaling 86 yards and a touchdown on 34 rushes, adding six receptions for 41 yards.
- Played three games in 2018 and had 61 yards on 13 carries before a season-ending injury earned him a medical redshirt.
- Played in seven games, starting two, as a true freshman in 2017 before suffering a season-ending injury against Georgia. Ranked second on the team totaling 526 yards on 79 carries and two touchdowns, earning All-SEC Freshman Team honors.

PERSONAL:

- Finished his career at Jesuit High School in Tampa, Fla., as the all-time rushing leader in the county with 7,025 career yards, averaging 8.5 yards-per-attempt and scoring 83 touchdowns.
- Named the 2016 Hillsborough Offensive Player of the Year by the Tampa Bay Times as a senior, rushing for 2,469 yards and 11.5 yards-per-attempt with 33 touchdowns, leading the team to a 12-1 record and the 5A state championship game.
- Earned his degree in education sciences from Florida.

COMMUNITY:

- 2022 Reliant Home Run Derby benefiting the Salvation Army.
- 2022 Rookie Club presented by Blockchain.com.
- 2022-23 Early Thanksgiving at The Salvation Army.
- Play 60 Week events.
- Training Camp Heroes Day.
- Annual Team Holiday Hospital Visits.
- Make-A-Wish Foundation of North Texas.
- Hispanic Heritage outreach.

DAVIS NFL TOTALS

Year Team	GP-GS	RUSHING					RECEIVING				
		No	Yds	Avg	Long	TD	No	Yds	Avg	Long	TD
2022 Dallas.....	12-0	38	161	4.2	23t	1	6	63	10.5	18	0
2023 Dallas.....	3-0	0	0	0.0	0	0	0	0	0.0	0	0
2024 Dallas.....	0-0										
Totals.....	88-73	1,349	6,207	4.6	81t	47	236	1,872	7.9	64t	5
PRACTICE SQUAD											
Playoffs											
2022 Dallas.....	2-0	0	0	0.0	0	0	0	0	0.0	0	0
2023 Dallas.....	0-0										
Totals.....	4-3	60	195	3.3	22	2	15	54	0.0	0	0
PRACTICE SQUAD											

ADDITIONAL STATISTICS

Special Teams Tackles – 2022 (2-0-2); 2023 (1-1-2). Totals (3-1-4).



PRO: The Dallas Cowboys added a depth piece to their defensive line when they signed James Houston at the start of training camp. Houston, originally drafted in the sixth round (217th overall) by Detroit in the 2022 NFL Draft, has played in 20 career games with three starts, totaling 18 tackles, 9.0 sacks, eight tackles for loss, a forced fumble and a fumble recovery through three NFL seasons. Houston's most productive season came in his rookie campaign as he tallied 10 tackles, seven tackles for loss and 8.0 sacks. He joined Dallas hoping to find similar production in new defensive coordinator Matt Eberflus' scheme.

TRANSACTION SUMMARY:

- 7/22/25:** Signed with Dallas as a free agent.
- 11/26/24:** Waived by Detroit and claimed off waivers by Cleveland (11/27).
- 4/15/24:** Signed a one-year contract with Detroit.
- 9/19/23:** Placed on Reserve/Injured with an ankle injury and activated (1/18/24).
- 8/30/22:** Released by Detroit, signed to Detroit's practice squad (8/31) and activated (11/28).
- 4/30/22:** Drafted in the sixth round (217th overall) by Detroit.

2024 (Detroit/Cleveland):

- Played in eight games, recording seven tackles and a sack before being waived in November.
- Claimed off waivers by Cleveland and saw action in three games, primarily on special teams.

2023 (Detroit):

- Appeared in two games with one start before being placed on Reserve/Injured after fracturing his ankle against Seattle (9/17).
- Activated from Reserve/Injured for the postseason and played in the NFC Championship at San Francisco (1/28/24).

2022 (Detroit):

- Saw action in seven games with two starts, totaling 10 tackles, seven tackles for loss and 8.0 sacks in his rookie season.
- Made his NFL debut against Buffalo (11/24) as a practice squad elevation, posting two tackles, a fumble recovery and 2.0 sacks, his first career sacks in the NFL.
- Started his first career game against Chicago (1/1/23), tallying one tackle.

COLLEGE:

- Transferred from Florida to Jackson State in 2021, switching his position from linebacker to defensive end and tallied 70 tackles, 24.5 tackles for loss (tied for second in FCS), 16.5 sacks (tied for second), seven forced fumbles (first), two fumble recoveries, one interception and two touchdowns. Named first team All-SWAC, STATS FCS All-American and FCS Coaches All-American.
- Appeared in 35 games through three seasons at Florida, amassing 103 tackles, 11.5 tackles for loss, 4.5 sacks, four forced fumbles and a blocked punt.
- In 2020 as junior, played in nine games, posting 37 tackles, 3.5 tackles for loss, a sack and a forced fumble.
- Saw action in all 13 games as a sophomore in 2019, recording 38 tackles, six tackles for loss, 3.5 sacks and a forced fumble.
- In 2018 appeared in all 13 games, totaling 28 tackles, two tackles for loss, two forced fumbles and a blocked punt as a redshirt freshman.
- Redshirted his freshman season in 2017.

PERSONAL:

- Attended American Heritage High School in Plantation, Fla., totaling 37 tackles, a sack, an interception and a forced fumble as a junior in 2015. Missed his senior season with an ACL injury.
- Also lettered in basketball.
- Graduated from Florida with a bachelor's degree in education sciences.

HOUSTON'S NFL TOTALS

Year Team	GP-GS	DEFENSE								INTERCEPTIONS					FUMBLES REC				
		ST	AT	TT	Sks-Yds	Tkl/Ls	QB Prs	PBU	FF	No	Yds	Avg	Lg	TD	No	Yds	Avg	Lg	TD
2022 Detroit.....	7-2	10	0	–	10	8.0(-58)	0(0)	0	0	1	0	0	0.0	0	0	0	0.0	0	0
2023 Detroit.....	2-1	1	0	–	1	0.0(0)	0(0)	0	0	0	0	0	0.0	0	0	0	0.0	0	0
2024 Detroit.....	8-0	4	3	–	7	1.0(-5)	0(0)	0	0	0	0	0	0.0	0	0	0	0.0	0	0
Cleveland.....	3-0	0	0	–	0	0.0(0)	0(0)	0	0	0	0	0	0.0	0	0	0	0.0	0	0
Totals.....	20-3	15	3	–	18	9.0(-63)	0(0)	0	0	1	0	0	0.0	0	0	0	0.0	0	0
Playoffs																			
2023 Detroit.....	1-0	0	0	–	0	0.0(0)	0(0)	0	0	0	0	0	0.0	0	0	0	0.0	0	0
Totals.....	1-0	0	0	–	0	0.0(0)	0(0)	0	0	0	0	0	0.0	0	0	0	0.0	0	0

TREVOR KEEGAN

76 • Guard

6-6 • 320 • 8/30/00

Michigan • W(Phi)-25

NFL: 2nd Year • Cowboys: 1st Year

Games/Starts: 2024-1/0; Career-1/0

Postseason: 2024-0/0; Career-0/0



PRO: The Dallas Cowboys added a depth piece to their offensive front when they claimed Trevor Keegan off waivers before Week 1. Keegan, originally drafted in the fifth round (172nd overall) of the 2024 NFL Draft by Philadelphia, has appeared in one NFL game. He comes to Dallas looking to add depth to the interior offensive line.

TRANSACTION SUMMARY:

8/27/25: Waived by Philadelphia and claimed by Dallas (8/28).

4/27/24: Drafted in the fifth round (172nd overall) by Philadelphia

2025 (Philadelphia/Dallas):

- Attended training camp with Philadelphia before being waived and claimed by Dallas.

2024 (Philadelphia):

- Made his NFL debut at guard in Philadelphia's regular season finale against the N.Y. Giants (1/5/25), his only appearance of the year.

COLLEGE:

- Saw action in 41 games with 39 starts at left guard in five seasons (2019-23) at Michigan, earning three consecutive All-Big Ten selections from 2021-23.
- Started all 15 games as fifth year senior in 2023 and was a part of Michigan's CFP National Championship team.
- In 2022 started 11 games as a senior, as the Wolverine offensive front claimed its second consecutive Joe Moore Award, awarded to the best college football offensive line unit.
- Played in 13 games with 11 starts in 2021, contributing to a Joe Moore Award winning unit.
- In 2020 as a redshirt freshman, appeared in five games on special teams and two on the offensive line.
- Did not see game action as a true freshman in 2019 and redshirted.

PERSONAL:

- Rated a four-star prospect out of Crystal Lake, Ill. South High School.
- Graduated from Michigan with a degree in communication.

KEEGAN'S NFL TOTALS

GAMES/STARTS (regular season, playoffs): 2024 (1/0-Phi).

ROBERT ROCHELL

(ROH-shell)

30 • Cornerback

6-2 • 195 • 4/26/98

Central Arkansas • FA-'25

NFL: 5th Year • Cowboys: 1st Year

Games/Starts: 2024-11/0; Career-48/5

Postseason: 2024-1/0; Career-3/0



PRO: The Dallas Cowboys signed Robert Rochell prior to 2025 training camp, adding depth to its recovering cornerback room. Rochell, originally selected in the fourth round (130th overall) by the Los Angeles Rams in the 2021 NFL Draft, has seen action in 48 career games with five starts, totaling 15 tackles, one interception and a fumble recovery in his four NFL seasons. Rochell was released after training camp but signed to Dallas' practice squad prior to the regular season.

TRANSACTION SUMMARY:

6/18/25: Signed with Dallas as a free agent, released (8/26) and signed to Dallas' practice squad (8/27).

3/27/25: Signed a one-year contract with Kansas City and released (5/6).

10/7/24: Released by Green Bay, signed to Green Bay's practice squad (10/10) and activated (11/16).

8/28/24: Signed to Green Bay's practice squad (8/28) and activated (10/5).

3/19/24: Re-signed with Green Bay on a one-year contract and released (8/27).

10/25/23: Signed to Green Bay's active roster.

9/19/23: Waived by Seattle and signed to Carolina's practice squad (9/20).

8/29/23: Released and signed to Seattle's practice squad (9/1).

12/11/21: Placed on Reserve/Injured with a rib injury.

4/30/21: Drafted in the fourth round (130th overall) by the Los Angeles Rams.

2024 (Green Bay):

- Attended training camp before being released at the roster cutdown date and signed to the Packers practice squad.
- Activated from the practice squad midway through the season, appearing in 11 games and posting one fumble recovery.
- Played in the Wild Card game at Philadelphia (1/12/25).

2023 (LA Rams/Seattle/Green Bay):

- Attended training camp with the Los Angeles Rams before being released at the roster cutdown date and signed to Seattle's practice squad.
- Released by Seattle in September and signed to Carolina's practice squad before Green Bay signed him to its active roster.
- Played in nine games for the Packers and appeared in the Wild Card game at Dallas (1/14/24) and the Divisional Playoff Game at San Francisco (1/20/24).

2022 (LA Rams):

- Returned from injury to appear in all 17 games, tallying one tackle and one fumble recovery.

2021 (LA Rams):

- Saw action in 11 games with five starts, totaling 14 tackles, one interception and a fumble recovery in his rookie campaign.
- Made his NFL debut against Chicago (9/12), recording one tackle.
- Nabbed his first NFL interception at the New York Giants (10/17).
- Placed on Reserve/Injured in Week 14 with a rib injury.

COLLEGE:

- Tallied 92 tackles, 4.5 tackles for loss, 10 interceptions, three forced fumbles and three fumble recoveries in 39 games in four seasons at Central Arkansas.
- Saw action in seven games during the COVID-19 shortened 2020 season, tallying 27 tackles, one for loss, a forced fumble, a fumble recovery and a touchdown.
- In 2019 as a junior, played all 13 games, registering 44 tackles, 2.5 tackles for loss, a team-high five interceptions and a fumble recovery. Named an AFCS first team All-American and a STATS FCS second team All-American.
- Played in all 11 games with eight starts as a sophomore in 2018, posting 13 tackles, a tackle for loss, a team-high four interceptions and a forced fumble.
- In 2017 appeared in 11 games with three starts, recording eight tackles, an interception, seven passes defended, a forced fumble and a fumble recovery.
- Redshirted his true freshman season in 2016.

PERSONAL:

- Attended Fair Park High School in Shreveport, La., totaling 922 rushing yards on 93 carries and 465 receiving yards on 25 grabs as a senior in 2015. Named to the 2015 All-District and All-Shreveport teams.
- Ranked third-best 100-meter sprinter in Louisiana with a time of 10.8 seconds.

ROCHELL'S NFL TOTALS																						
Year Team		GP-GS		DEFENSE							INTERCEPTIONS					FUMBLES REC						
				ST	AT	TT	Sks-Yds	Tkl/Ls	QB Prs	PBU	FF	No	Yds	Avg	Lg	TD	No	Yds	Avg	Lg	TD	
2021 LA Rams	11-5		11	3	-	14	0.0(0)	0(0)	0	4	0	1	1	0.0	1	0	1	0	0.0	0	0
2022 LA Rams	17-0		1	0	-	1	0.0(0)	0(0)	0	0	0	0	0	0.0	0	0	1	0	0.0	0	0
2023 Green Bay	9-0		0	0	-	0	0.0(0)	0(0)	0	0	0	0	0	0.0	0	0	0	0	0.0	0	0
2024 Green Bay	11-0		0	0	-	0	0.0(0)	0(0)	0	0	0	0	0	0.0	0	0	1	0	0.0	0	0
Totals	48-5		12	3	-	15	0.0(0)	0(0)	0	4	0	1	1	0.0	1	0	3	0	0.0	0	0
Playoffs																						
2022 LA Rams	0-0		0	0	-	0	0.0(0)	0(0)	0	0	0	0	0	0.0	0	0	0	0	0.0	0	0
2023 Green Bay	2-0		0	0	-	0	0.0(0)	0(0)	0	0	0	0	0	0.0	0	0	0	0	0.0	0	0
2024 Green Bay	1-0		0	0	-	0	0.0(0)	0(0)	0	0	0	0	0	0.0	0	0	0	0	0.0	0	0
Totals	3-0		0	0	-	0	0.0(0)	0(0)	0	0	0	0	0	0.0	0	0	0	0	0.0	0	0

ADDITIONAL STATISTICS

Special Teams Tackles – 2021 (1 FR), 2022 (1 FR), 2024 (1 FR). Totals (3 FR).

REDDY STEWARD

27 • Cornerback

5-11 • 178 • 5/4/01
 Troy • W(Min)-25
 NFL: 1st Year • Cowboys: 1st Year
 Games/Starts: 2024-1/0; Career-1/0
 Postseason: 2024-0/0; Career-0/0



PRO: The Dallas Cowboys claimed Reddy Steward off waivers shortly after training camp, adding another option to their cornerback room. Steward, originally signed with Chicago as an undrafted free agent in 2024, has appeared in one NFL game. He comes to Dallas hoping to find production in a familiar defense as he reunites with defensive coordinator Matt Eberflus.

TRANSACTION SUMMARY:

- 8/27/25:** Claimed off waivers by Dallas.
- 8/26/25:** Waived by Minnesota.
- 1/13/25:** Released by Chicago and signed with Minnesota as a Future (1/15).
- 8/27/24:** Released by Chicago and signed to Chicago's practice squad (8/28).
- 5/9/24:** Signed with Chicago as an undrafted free agent.

2025 (Minnesota):

- Attended training camp with Minnesota before being waived and claimed by Dallas.

2024 (Chicago):

- Attended training camp with Chicago before being released at the roster cutdown date and signing to its practice squad.
- Made his NFL debut at Arizona (11/3) as a practice squad elevation, recording one tackle.

COLLEGE:

- Amassed 181 tackles, 2.5 sacks, nine interceptions and three touchdowns in 60 career games at Troy.
- Saw action in all 14 games as a senior in 2023, collecting 50 tackles, four interceptions, half a sack and a touchdown en route to his second consecutive first-team All-Sun Belt selection.
- In 2022 played in all 15 games, recording 63 tackles, three interceptions and one touchdown on his way to first-team All-Sun Belt honors.
- Saw action in all 12 games as a sophomore in 2021, tallying 26 tackles and one interception.
- In 2020 appeared in all 11 games with six starts, totaling 26 tackles, 2.0 sacks, one interception and a touchdown.
- Played in seven games as a true freshman in 2019, posting 16 tackles.

PERSONAL:

- Attended Austin High School in Decatur, Ala., recording 36 tackles and three interceptions on defense along with 276 rushing yards and seven touchdowns on 49 carries as a senior. Was named first-team all-state in 2018.
- Also lettered in basketball.
- Majored in sport management at Troy.

STEWARD'S NFL TOTALS																			
		DEFENSE								INTERCEPTIONS					FUMBLES REC				
Year Team	GP-GS	ST	AT	TT	Sks-Yds	Tkl/Ls	QB Prs	PBU	FF	No	Yds	Avg	Lg	TD	No	Yds	Avg	Lg	TD
2024 Chicago	1-0	1	0	–	1	0.0(0)	0(0)	0	0	0	0	0.0	0	0	0	0	0.0	0	0
Totals	1-0	1	0	–	1	0.0(0)	0(0)	0	0	0	0	0.0	0	0	0	0	0.0	0	0

PERRION WINFREY

99 • Defensive Tackle

6-4 • 290 • 8/15/00
 Oklahoma • FA-'25
 NFL: 2nd Year • Cowboys: 1st Year
 Games/Starts: 2024-0/0; Career-14/0
 Postseason: 2024-0/0; Career-0/0



PRO: The Dallas Cowboys signed Perrion Winfrey prior to training camp, adding depth to the defensive line. Winfrey, originally drafted in the fourth round (108th overall) by Cleveland in the 2022 NFL Draft, appeared in 14 career games and recorded 29 tackles, a tackle for loss and a half sack in his two NFL seasons. He returns to the NFL after a notable 2025 UFL season, totaling 33 tackles, two tackles for loss, 2.0 sacks, four pass breakups and a forced fumble in 11 games and seven starts on his way to an All-UFL team selection.

TRANSACTION SUMMARY:

- 6/20/25:** Signed with Dallas as a free agent.
- 7/19/23:** Waived by Cleveland and signed to the New York Jets practice squad (11/7).
- 4/30/22:** Drafted in the fourth round (108th overall) by Cleveland.

2025 (UFL):

- Saw action in all 10 regular season games with six starts, registering 29 tackles, two tackles for loss, a sack, four pass breakups and a forced fumble for the Birmingham Stallions.
- Started the USFL Conference Championship game, tallying four tackles and a sack.
- Named to the 2025 All-UFL team.

2023 (Cleveland/NY Jets):

- Spent the offseason with Cleveland before being released prior to training camp.
- Signed to the New York Jets practice squad in November.
- Played at Atlanta (12/3) as a practice squad elevation, registering three tackles.

2022 (Cleveland):

- Appeared in 13 games, amassing 22 tackles, one tackle for loss and a half sack in his rookie season.
- Made his NFL debut at Carolina (9/11).

COLLEGE:

- After starting his career at Iowa Western Community College, transferred to Oklahoma in 2020, amassing 42 tackles, 17 tackles for loss, 6.0 sacks, one forced fumble and three pass breakups through 23 games with 20 starts en route to two consecutive All-Big 12 second team selections.
- In 2021 started all 12 games, tallying 23 tackles, 11 tackles for loss, 5.5 sacks and one forced fumble.
- Rated the No. 1 junior college prospect by ESPN and 247Sports, recording 55 tackles, 23 tackles for loss, 9.5 sacks and a forced fumble in his two seasons (2019-20) at Iowa Western.

PERSONAL:

- Attended Lake Park High School in Roselle, Ill.
- Majored in communications at Oklahoma.

WINFREY'S NFL TOTALS

		DEFENSE								INTERCEPTIONS					FUMBLES REC				
Year Team	GP-GS	ST	AT	TT	Sks-Yds	Tkl/Ls	QB Prs	PBU	FF	No	Yds	Avg	Lg	TD	No	Yds	Avg	Lg	TD
2022 Cleveland	13-0	8	14	- 26	0.5 (-1)	0(0)	0	0	0	0	0	0.0	0	0	0	0	0.0	0	0
2023 New York Jets.....	1-0	1	2	- 3	0.0(0)	0(0)	0	0	0	0	0	0.0	0	0	0	0	0.0	0	0
Totals	14-0	9	16	- 29	0.5(-1)	0(0)	0	0	0	0	0	0.0	0	0	0	0	0.0	0	0



UPDATED PLAYER BIOS



ONE COWBOYS WAY ★ FRISCO, TEXAS 75034 ★ P:972.497.4959 ★ WWW.DALLASCOWBOYS.COM

2025 PLAYER BIO UPDATES Week 4 vs. Green Bay Packers

75 Hakeem Adeniji, T

Games/Starts: 2025-1/0 Career-44/15

at Philadelphia (9/4) and vs. N.Y. Giants (9/14) Inactive.
at Chicago (9/21) Made his Cowboys debut on the field goal unit.

5 Bryan Anger, P

Games/Starts: 2025-3/0 Career-213/0

Punting										
	No	Yds	Avg	TB	In20	Lg	Blk	Ret	RetYds	Net
Last Game.....	2	102	51.0	0	0	60	0	2	31	35.5
2025.....	8	380	47.5	0	3	60	0	5	69	38.9
Career.....	898	42,174	47.0	64	327	83	5	417	3,522	41.4

Special Teams							
	Solo	Asst	Tot	FF	FR	BP	BFG
Career.....	—	—	15	—	—	—	—

SEASON-HIGHS	
Punts	4, vs. NYG, 9/14
Gross Avg.	47.8, vs. NYG, 9/14
Net Avg.	43.5, at Phi, 9/4
In20	2, vs. NYG, 9/14
Long	60, at Chi, 9/21

at Philadelphia (9/4) Punted twice for a 43.5 gross and net.
vs. N.Y. Giants (9/14) Had four punts for a 38.3 net with two downed inside the 20.
at Chicago (9/21) Had two punts for a 35.5 net and a long of 60 yards.

17 Brandon Aubrey, K

Games/Starts: 2025-3/0 Career-37/0

Scoring					Kickoffs			
	PAT	FG	Lng	Pts	No	TB	TB%	Avg.
Last Game.....	0-0	2-2	53	6	4	2	50.0	20.5
2025.....	6-6	8-8	64	30	15	5	33.3	23.4
Career.....	85-88	84-93	65	337	209	147	70.3	26.1

Field Goals	10-19	20-29	30-39	40-49	50-59	60+	Total	Pct
Last Game.....	0-0	0-0	1-1	0-0	1-1	0-0	2-2	100.0
2025.....	0-0	0-0	1-1	3-3	3-3	1-1	8-8	100.0
Totals.....	0-0	13-13	22-26	21-23	24-25	4-6	84-93	90.3

SEASON-HIGHS	
FG Att	4, vs. NYG, 9/4
FG Made	4, vs. NYG, 9/4
FG Long	64, vs. NYG, 9/4
PATs Made	4, vs. NYG, 9/4

- Selected as one of the special teams captains.

at Philadelphia (9/4) Hit two field goals (41 and 53 yards) and both PATs.

vs. N.Y. Giants (9/14) Hit all eight of his kicks - four PATs and four field goals - ringing true from 51, 44, 64 and 46 yards. Hit a 64-yarder as time expired to send the game into overtime and a 46-yarder to win as time expired in overtime. He became the first kicker in NFL history to make a field goal as time expired in both regulation and overtime. He is the third kicker in team history to make a game-tying kick as time expired in regulation while also hitting the game-winner in overtime. His 64-yarder tied the third-longest make in NFL history, and it was the second-longest in his career. It was his fourth career field goal from 60-or-more yards, tying Brett Maher for the most in NFL history.

at Chicago (9/21) Was true on both field goal tries (53,33). The 53-yarder gave him his 28th career make from 50 yards - the most in franchise history.

66 T.J. Bass, G

Games/Starts: 2025-3/0 Career-35/5

at Philadelphia (9/4) Played on the field goal unit.
vs. N.Y. Giants (9/14) Saw most of his action on special teams.
at Chicago (9/21) Saw time on the field goal unit.

56 Cooper Beebe, C

Games/Starts: 2025-2/2 Career-18/18

- Placed on Reserve/Injured with an ankle injury (Sept. 15).
- at Philadelphia (9/4) Started at center and helped the offense to a 5.4 yard-per-rush average while not allowing a sack on 35 dropbacks.
vs. N.Y. Giants (9/14) Helped the team rack up 397 yards (301 passing, 96 rushing) through regulation before injuring his ankle on special teams.

14 Markquese Bell, S

Games/Starts: 2025-3/0 Career-34/8

Tackles		Sks/ Yds	Tkl/ Loss	QB Prs	PBU	FF-FR
Solo	Asst					
Last Game.....	—	—	—	—	—	—
2025.....	—	—	—	—	—	—
Career.....	—	—	—	—	—	—

Special Teams							
	Solo	Asst	Tot	FF	FR	BP	BFG
Career.....	2	0	2	—	—	—	—

at Philadelphia (9/4) and vs. N.Y. Giants (9/14) Saw time on special teams.

at Chicago (9/21) Played on special teams.

26 DaRon Bland, CB

Games/Starts: 2025-1/1 Career-42/31

	Solo	Tackles Asst – Tot	Sks/ Yds	Tkl/ Loss	QB Prs	PBU	FF-FR
Last Game.....		INACTIVE/INJURED-Foot					
2025.....	2	2 – 4			1		
Career	124	52 – 176	0.0(0)	4(-7)	5	27	1-1

	Interceptions					Fumble Recoveries				
	No.	Yds.	Avg.	Lg	TD	No.	Yds.	Avg.	Lg	TD
Career.....	14	228	16.3	63t	5	1	0	0.0	0	0

	Special Teams							
	Solo	Asst –	Tot	FF	FR	BP	BFG	BXP
Career.....	2	0 –	2					

- Signed a four-year extension on Aug. 31.
- at Philadelphia (9/4) Notched four tackles and a pressure.
- vs. N.Y. Giants (9/14) and at Chicago (9/21) Inactive/Injured-Foot.

23 Jaydon Blue, RB

Games/Starts: 2025-0/0 Career-0/0

	Att.	Rushing				Rec.	Receiving			
		Yds.	Avg.	Lg	TD		Yds.	Avg.	Lg	TD
2025.....		INACTIVE					INACTIVE			
Career.....										

- at Philadelphia (9/4), vs. N.Y. Giants (9/14) and at Chicago (9/21) Inactive.

52 Tyler Booker, G

Games/Starts: 2025-3/3 Career-3/3

- at Philadelphia (9/4) Made his NFL debut, starting at right guard and helped the offense to a 5.4 yard-per-rush average while not allowing a sack on 35 dropbacks.

- vs. N.Y. Giants (9/14) Aided the offense in racking up 478 yards - the most in a game for Dallas since 640 yards against the N.Y. Giants (11/12/23).

- at Chicago (9/21) Helped rack up a 6.1 yard-per-rush (20 for 121) average while allowing two sacks on 47 pass plays.

25 Trikweze Bridges, CB

Games/Starts: 2025-3/0 Career-3/0

	Tackles		Sks/ Yds	Tkl/ Loss	QB Prs	PBU	FF-FR
	Solo	Asst – Tot					
Last Game.....	3	1 – 4					
2025.....	3	1 – 4					

	Interceptions					Fumble Recoveries				
	No.	Yds.	Avg.	Lg	TD	No.	Yds.	Avg.	Lg	TD
2025.....										

- Claimed off waivers from the LA Chargers (8/27).
- at Philadelphia (9/4) Made his NFL debut on special teams.
- vs. N.Y. Giants (9/14) Saw a majority of his time on special teams
- at Chicago (9/21) Saw time as a reserve and notched his first NFL stats, finishing with four tackles.

31 Josh Butler, CB

Games/Starts: 2025-0/0-PUP Career-5/3

	Solo	Tackles Asst – Tot	Sks/ Yds	Tkl/ Loss	QB Prs	PBU	FF-FR
Last Game.....			RESERVE/PUP				

- Starts the season on Reserve/PUP after undergoing knee surgery last season.

21 Caelen Carson, CB

Games/Starts: 2025-0/0 -IR Career-6/5

	Solo	Tackles Asst –	Tot	Sks/ Yds	Tkl/ Loss	QB Prs	PBU	FF-FR
Last Game.....				RESERVE/INJURED-Knee				
2025.....								
Career	24	3 –	27	0.0(0)	0(0)	0	4	0-0

- Starts the season on Reserve/Injured after suffering a knee injury in the preseason.

48 Zion Childress, CB

Games/Starts: 2025-2/0 Career-2/0

	Special Teams								
	Solo	Asst	–	Tot	FF	FR	BP	BFG	BXP
Last Game.....									
2025.....	0	1	–	1					

- vs. N.Y. Giants (9/14) Elevated from the practice squad and made his NFL debut on special teams, finishing with one tackle.

- at Chicago (9/21) Again elevated from the practice squad and saw time on special teams.

18 Damone Clark, LB

Games/Starts: 2025-3/2 Career-44/26

	Tackles		Sks/ Yds	Tkl/ Loss	QB Prs	PBU	FF-FR
	Solo	Asst – Tot					
Last Game.....	0	2 – 2					
2025.....	4	7 – 11					
Career.....	120	81 – 201	0.5(-4)	6(-19)	9	4	2-1

	Special Teams								
	Solo	Asst	–	Tot	FF	FR	BP	BFG	BXP
Last Game.....	1	0	–	1					
2025.....	2	0	–	2					
Career	9	2	–	11					

SEASON-HIGHS

Total Tackles 5, at Phi, 9/4

Solo Tackles 3, at Phi, 9/4

- at Philadelphia (9/4) Started and finished the game with five tackles while adding one stop on special teams.

- vs. N.Y. Giants (9/14) Notched four tackles.

- at Chicago (9/21) Assisted on a pair of tackles and added a special teams stop.

95 Kenny Clark, DT

Games/Starts: 2025-3/3 Career-143/129

	Tackles		Sks/ Yds	Tkl/ Loss	QB Prs	PBU	FF-FR
	Solo	Asst – Tot					
Last Game.....	0	1 – 1			3		
2025.....	5	5 – 10	1.0(-9)		10		
Career.....	280	227 – 507	36.0(-252)	56(-230)	105	11	7-8

	Interceptions					Fumble Recoveries				
	No.	Yds.	Avg.	Lg	TD	No.	Yds.	Avg.	Lg	TD
Career.....						8	2	0.3	2t	0

SEASON-HIGHS

Total Tackles 5, at Phi, 9/4

Solo Tackles 3, at Phi, 9/4

Pressures 4, vs. NYG, 9/14

Sacks 1.0, vs. NYG, 9/14

- Acquired in a trade with Green Bay for Micah Parsons at the start of Week 1.

- at Philadelphia (9/4) Made his Cowboys debut, starting at one of the defensive tackle spots, and notched five tackles and three pressures. Surpassed 500 career tackles on the night.

- vs. N.Y. Giants (9/14) Was in on four tackles with one sack and four hurries.

- at Chicago (9/21) Tied for the team lead with three pressures and added a tackle.

42 Jadeveon Clowney, DE

Games/Starts: 2025-1/0 Career-140/127

	Tackles			Sks/ Yds	Tkl/ Loss	QB Prs	PBU	FF-FR
	Solo	Asst	Tot					
Last Game.....				INACTIVE				
2025.....								
Career.....	272	137	409	58.0(-453)	103(-451)	139	32	15-9

	Interceptions					Fumble Recoveries				
	No.	Yds.	Avg.	Lg	TD	No.	Yds.	Avg.	Lg	TD
Career.....	1	27	27.0	27t	1	9	81	9.0	10t	3

- Signed Sept. 15.
at Chicago (9/21) Inactive.

69 Ajani Cornelius, T

Games/Starts: 2025-0/0 Career-0/0

at Philadelphia (9/4), vs. N.Y. Giants (9/14) and at Chicago (9/21)
Inactive.

7 Trevon Diggs, CB

Games/Starts: 2025-3/2 Career-61/59

	Tackles			Sks/ Yds	Tkl/ Loss	QB Prs	PBU	FF-FR
	Solo	Asst	Tot					
Last Game.....	2	0	2					
2025.....	6	1	7			1		
Career.....	192	36	228	1.0(0)	1(-1)	2	63	2-1

	Interceptions					Fumble Recoveries				
	No.	Yds.	Avg.	Lg	TD	No.	Yds.	Avg.	Lg	TD
Career.....	20	204	10.2	59t	2	1	17	17.0	17	0

SEASON-HIGHS

Total Tackles 4, vs. NYG, 9/14

Solo Tackles 3, vs. NYG, 9/14

at Philadelphia (9/4) Saw limited snaps in his return to the field from knee surgery and had one tackle and a pressure.

vs. N.Y. Giants (9/14) Made the start and finished with four tackles.

at Chicago (9/21) Notched two tackles.

20 Kaiir Elam, CB

Games/Starts: 2025-3/3 Career-32/15

	Tackles			Sks/ Yds	Tkl/ Loss	QB Prs	PBU	FF-FR
	Solo	Asst	Tot					
Last Game.....	1	1	2			1		
2025.....	11	7	18			1		
Career.....	66	30	96	0.0(0)	3(-5)	1	6	0-1

	Interceptions					Fumble Recoveries				
	No.	Yds.	Avg.	Lg	TD	No.	Yds.	Avg.	Lg	TD
Career.....	2	0	0.0	0t	0	1	0	0.0	0	0

	Special Teams							
	Solo	Asst	Tot	FF	FR	BP	BFG	BXP
Career.....	1	2	3	0	0	0	0	0

SEASON-HIGHS

Total Tackles 9, vs. NYG, 9/14

Solo Tackles 6, vs. NYG, 9/14

at Philadelphia (9/4) Made his Cowboys debut, starting at corner and finished fourth on the defense with seven tackles.

vs. N.Y. Giants (9/14) Led the team with nine tackles.

at Chicago (9/21) Had a pair of tackles and his first career hurry.

41 Donovan Ezeiruaku, DE

Games/Starts: 2025-3/0 Career-3/0

	Tackles			Sks/ Yds	Tkl/ Loss	QB Prs	PBU	FF-FR
	Solo	Asst	Tot					
Last Game.....	2	0	2			2		
2025.....	3	3	6			6		

SEASON-HIGHS

Total Tackles 3, at Phi, 9/4

Solo Tackles 2, at Chi, 9/21

Pressures 3, vs. NYG, 9/14

at Philadelphia (9/4) Made his NFL debut as a reserve lineman and recorded three tackles and a pressure.

vs. N.Y. Giants (9/14) Added one tackle and three pressures.

at Chicago (9/21) Posted two tackles and two pressures.

87 Jake Ferguson, TE

Games/Starts: 2025-3/2 Career-50/40

	Receiving				
	Rec.	Yds.	Avg.	Lg	TD
Last Game.....	13	82	6.3	12	0
2025.....	27	183	6.8	19	0
Career.....	176	1,612	9.2	40	7

Special Teams

	Solo	Asst	Tot	FF	FR	BP	BFG	BXP
Career.....	1	0	1					

SEASON-HIGHS

Receptions 13, at Chicago, 9/21

Receiving Yards 82, at Chicago, 9/21

Long Reception 19, vs. N.Y. Giants, 9/14

- Signed a four-year extension on Aug. 27, keeping him in Dallas through 2029.

at Philadelphia (9/4) Caught five passes for 23 yards.

vs. N.Y. Giants (9/14) Had a career-high nine catches (tied for the team lead) for 78 yards (third in his career).

at Chicago (9/21) In his 50th career game, led the team with a career-high 13 catches for a team-best 82 yards (third in his career).

19 Ryan Flournoy, WR

Games/Starts: 2025-3/0 Career-14/1

	Receiving				
	Rec.	Yds.	Avg.	Lg	TD
Last Game.....	2	21	10.5	11	0
2025.....	2	21	10.5	11	0
Career.....	12	123	10.3	26	0

Special Teams

	Solo	Asst	Tot	FF	FR	BP	BFG	BXP
Last Game.....								
2025.....	2	0	2					
Career.....	4	0	4					

- Signed to the active roster from the practice squad (9/13).

at Philadelphia (9/4) Elevated from the practice squad and saw time on special teams.

vs. N.Y. Giants (9/14) Saw a majority of his time on special teams and notched a pair of tackles.

at Chicago (9/21) Caught two passes for 21 yards and played on special teams.

13 Dante Fowler, DE

Games/Starts: 2025-3/3 Career-145/50

	Solo	Tackles		Tot	Sks/ Yds	Tkl/ Loss	QB Prs	PBU	FF-FR
Last Game.....	0	1	-	1			3	1	
2025.....	0	2	-	2			9	1	
Career.....	184	84	-	268	55.5(-386)	64(-302)	141	21	15-5

Interceptions						Fumble Recoveries					
	No.	Yds.	Avg.	Lg	TD	No.	Yds.	Avg.	Lg	TD	
Career	1	67	67.0	67t	1	5	79	15.8	53t	2	

SEASON-HIGHS

Total Tackles 1, vs. NYG, 9/14 and at Chi, 9/21

Pressures 4, at Phi, 9/4

at Philadelphia (9/4) Earned the start in his return to Dallas and finished with four quarterback hurries.

vs. N.Y. Giants (9/14) Notched one tackle and two pressures.

at Chicago (9/21) Had a tackle, three pressures and a breakup.

29 C.J. Goodwin, CB

Games/Starts: 2025-2/0 Career-121/1

	Solo	Asst	-	Tot	FF	FR	BP	BFG	BXP
Last Game.....									
2025.....	1	2	-	3					
Career.....	53	19	-	72	2	1			

	Solo	Asst	-	Tot	Sks/ Yds	Tkl/ Loss	QB Prs	PBU	FF-FR
Career.....	13	4	-	17			2	2	

Punt Returns

	No.	Yds.	Avg.	FC	Lg	TD
Career.....	0	73	-	0	73	0

- Selected as one of the special teams captains.

at Philadelphia (9/4) Saw all his action on special teams.

vs. N.Y. Giants (9/14) Led the team with three special teams tackles.

at Chicago (9/21) Contributed on special teams.

60 Tyler Guyton, T

Games/Starts: 2025-3/3 Career-18/14

at Philadelphia (9/4) Started at left tackle and helped the offense to a 5.4 yard-per-rush average while not allowing a sack on 35 dropbacks.

vs. N.Y. Giants (9/14) Aided the offense in racking up 478 yards - the most in a game for Dallas since 640 yards against the N.Y. Giants (11/12/23).

at Chicago (9/21) Helped rack up a 6.1 yard-per-rush (20 for 121) average while allowing two sacks on 47 pass plays.

67 Brock Hoffman, C

Games/Starts: 2025-3/1 Career-40/10

at Philadelphia (9/4) Played on the field goal unit.

vs. N.Y. Giants (9/14) Played on the field goal unit and stepped in at center for Cooper Beebe (ankle) for overtime.

at Chicago (9/21) Started in place of Beebe (ankle) and helped rack up a 6.1 yard-per-rush (20 for 121) average while allowing two sacks on 47 pass plays.

28 Malik Hooker, S

Games/Starts: 2025-3/3 Career-103/79

	Solo	Asst	-	Tot	Sks/ Yds	Tkl/ Loss	QB Prs	PBU	FF-FR
Last Game.....	3	0	-	3					
2025.....	10	7	-	17					
Career.....	254	141	-	395	0.0(0)	10(-21)	2	24	1-4

Interceptions						Fumble Recoveries				
	No.	Yds.	Avg.	Lg	TD	No.	Yds.	Avg.	Lg	TD
Career	14	195	13.9	32	0	4	41	10.3	38t	1

Special Teams

	Solo	Asst	-	Tot
Career.....	1	0	-	1

SEASON-HIGHS

Total Tackles 9, at Phi, 9/4

Solo Tackles 4, at Phi, 9/4

at Philadelphia (9/4) Tied for the team lead with nine tackles.

vs. N.Y. Giants (9/14) Tallied five tackles.

at Chicago (9/21) Added three stops.

53 James Houston, DE

Games/Starts: 2025-3/0 Career-23/3

	Solo	Asst	-	Tot	Sks/ Yds	Tkl/ Loss	QB Prs	PBU	FF-FR
Last Game.....	0	1	-	1					
2025.....	3	2	-	5	1.0(-5)	1(-4)	2		
Career.....	18	5	-	23	10.0(-68)	9(-67)	16	0	1-1

Interceptions					Fumble Recoveries				
No.	Yds.	Avg.	Lg	TD	No.	Yds.	Avg.	Lg	TD
Career.....					1	0	0.0	0	0

Special Teams

	Solo	Asst	-	Tot	FF	FR	BP	BFG	BXP
Last Game.....	1	0	-	1					
2025.....	1	0	-	1					
Career.....	3	1	-	4					

SEASON-HIGHS

Total Tackles 2, at Phi, 9/4 and vs. NYG, 9/14

Solo Tackles 2, at Phi, 9/4

Pressures 1, at Phi, 9/4 and vs. NYG, 9/14

Sacks 1.0, vs. NYG, 9/14

at Philadelphia (9/4) Made his Cowboys debut as a reserve lineman and tallied two tackles, one tackle for loss and a pressure.

vs. N.Y. Giants (9/14) Had two tackles, one sack and a hurry.

at Chicago (9/21) Had one tackle on defense and one on special teams.

50 Shemar James, LB

Games/Starts: 2025-0/0 Career-0/0

	Solo	Asst	-	Tot	Sks/ Yds	Tkl/ Loss	QB Prs	PBU	FF-FR
Last Game.....						INACTIVE			
Career.....									

at Philadelphia (9/4), vs. N.Y. Giants (9/14) and at Chicago (9/21) Inactive.

32 Buddy Johnson, LB

Games/Starts: 2025-1/0 Career-21/0

	Solo	Tackles	Asst	Tot	Sks/ Yds	Tkl/ Loss	QB Prs	PBU	FF-FR
Last Game.....									
2025.....									
Career.....	2	0	—	2	0.0(0)	0(0)	0	0	0-0

	Solo	Asst	Tot	Special Teams	FF	FR	BP	BFG	BXP
				PRACTICE SQUAD					
Last Game.....									
2025.....									
Career.....	6	6	—	12					

at Philadelphia (9/4) Elevated from the practice squad and played on special teams.

76 Trevor Keegan, G

Games/Starts: 2025-0/0 Career-1/0

at Philadelphia (9/4), vs. N.Y. Giants (9/14) and at Chicago (9/21) Inactive.

94 Marshawn Kneeland, DE

Games/Starts: 2025-3/0 Career-14/1

	Solo	Tackles	Asst	Tot	Sks/ Yds	Tkl/ Loss	QB Prs	PBU	FF-FR
Last Game.....	2	—	—	4		2(-12)			
2025.....	3	5	—	8	1.0(-8)	2(-12)	5		
Career.....	11	14	—	25	1.0(-8)	4(-18)	18		

SEASON-HIGHS

Total Tackles 4, at Chi, 9/21
Solo Tackles 2, at Chi, 9/21
Pressures 3, at Phi, 9/4

at Philadelphia (9/4) In a reserve role, recorded his first career sack while adding three tackles and three pressures.

vs. N.Y. Giants (9/14) Finished with one tackle and a pair of hurries.

at Chicago (9/21) Had four tackles and two stops for losses.

88 CeeDee Lamb, WR

Games/Starts: 2025-3/3 Career-84/79

	Rec.	Yds.	Avg.	Lg	TD	Att.	Yds.	Avg.	Lg	TD
Last Game.....										
2025.....	16	222	13.9	33	0					
Career.....	512	6,561	12.8	92t	38	57	388	6.8	33	3

	No.	Yds.	Avg.	FC	Lg	TD	No.	Yds.	Avg.	Lg	TD
Career.....	38	311	8.2	18	27	0	1	47	47.0	47t	1

SEASON-HIGHS

Receptions 9, vs. N.Y. Giants, 9/14
Receiving Yards 112, vs. N.Y. Giants, 9/14
Long Reception 33, vs. N.Y. Giants, 9/14

- Selected as one of the offensive captains.

at Philadelphia (9/4) Hauled in seven passes for 110 yards, his 22nd career 100-yard outing to tie Bob Hayes for third in franchise history. Became the fastest Cowboy - fifth-fastest in the NFL - to reach 500 career receptions (82 games).

vs. N.Y. Giants (9/14) Tied for the team lead with nine catches for a team-best 112 yards - his second 100-yard game of the season - to mark his fourth straight 100-yard outing (dating back to 2024).

at Chicago (9/21) Injured his ankle on the sixth play of the game and returned for only a couple of plays before sitting out the remainder of the game.

35 Marist Liufau, LB

Games/Starts: 2025-3/0 Career-20/9

	Solo	Tackles	Asst	Tot	Sks/ Yds	Tkl/ Loss	QB Prs	PBU	FF-FR
Last Game.....									
2025.....	2	0	—	2					
Career.....	28	22	—	50	1.5(-9)	3(-7)	13	3	2-1

	Solo	Asst	Tot	Special Teams	FF	FR	BP	BFG	BXP
				PRACTICE SQUAD					
Last Game.....									
2025.....	1	0	—	1					
Career.....	3	2	—	5					

SEASON-HIGHS

Total Tackles 2, at Phi, 9/4
Solo Tackles 2, at Phi, 9/4

at Philadelphia (9/4) Saw time as a reserve linebacker and posted two tackles with one stop on special teams.

vs. N.Y. Giants (9/14) Played as a reserve linebacker and on special teams.

at Chicago (9/21) Saw action on defense and special teams.

40 Hunter Luepke, RB

Games/Starts: 2025-3/1 Career-36/5

	Att.	Yds.	Avg.	Lg	TD	Rec.	Yds.	Avg.	Lg	TD
Last Game.....										
2025.....										
Career.....	18	57	3.2	10	1	15	129	8.6	24	0

Kickoff Returns

	No.	Yds.	Avg.	Lg	TD
Career.....	2	15	7.5	15	0

	Solo	Asst	Tot	Special Teams	FF	FR	BP	BFG	BXP
Last Game.....									
2025.....	0	2	—	2					
Career.....	7	12	—	19					

- Signed a two-year extension prior to the first game.

at Philadelphia (9/4) Saw time as a reserve running back and on special teams.

vs. N.Y. Giants (9/14) Saw time as a reserve running back and on special teams, finishing with a pair of tackles.

at Chicago (9/21) Started as part of a two-back set and played on special teams.

37 Phil Mafah, RB

Games/Starts: 2025-0/0-IR Career-0/0

	Att.	Yds.	Avg.	Lg	TD	Rec.	Yds.	Avg.	Lg	TD
Last Game.....										
2025.....										

- Starts the season on Reserve/Injured after suffering a shoulder injury in preseason.

10 Joe Milton, QB

Games/Starts: 2025-1/0 Career-2/0

	Att	Com	Yds	Pct	Yds/Att	TD	Int	Lng	Sk/Yds	Rtng
Last Game.....	5	3	41	60.0	8.2	0	1	24	0/0	46.7
2025.....	5	3	41	60.0	8.2	0	1	24	0/0	46.7
Career.....	34	25	282	73.5	8.3	1	1	48t	0/0	95.5

	Att.	Yds.	Avg.	Lg	TD
Career.....	10	16	1.6	9	0

at Philadelphia (9/4) and vs. N.Y. Giants (9/14) Did not play.

at Chicago (9/21) Made his Cowboys debut in the fourth quarter and completed three-of-five passes for 41 yards with one interception.

81 Jonathan Mingo, WR

Games/Starts: 2025-0/0-IR Career-32/20

	Receiving					Rushing				
	Rec.	Yds.	Avg.	Lg	TD	Att.	Yds.	Avg.	Lg	TD
Last Game.....	RESERVE/INJURED					RESERVE/INJURED				
2025.....										
Career.....	60	585	9.8	40	0	2	5	2.5	3	0

	Special Teams				FR	BP	BFG	BXP
	Solo	Asst	—	Tot				
Career.....	7	0	—	7				

- Suffered a knee injury in the preseason and will begin the year on Reserve/Injured.

59 Kenneth Murray, LB

Games/Starts: 2025-3/3 Career-76/70

	Tackles			Sks/ Yds	Tkl/ Loss	QB Prs	PBU	FF-FR
	Solo	Asst	— Tot					
Last Game.....	4	2	— 6			1		
2025.....	13	11	— 24		2(-7)	2		
Career.....	284	156	— 440	8.5(-40)	31(-104)	42	12	2-0

	Interceptions					Fumble Recoveries			
	No.	Yds.	Avg.	Lg	TD	No.	Yds.	Avg.	Lg TD
Career.....	3	22	7.3	16	0				

SEASON-HIGHS

Total Tackles 9, at Phi, 9/4 and vs. NYG, 9/14

Solo Tackles 5, vs. NYG, 9/14

Tackles for Loss 2, vs. NYG, 9/14

at Philadelphia (9/4) Made his Cowboys debut in a start and tied for the team lead with nine tackles.

vs. N.Y. Giants (9/14) Second on the team with nine tackles with two for losses and a pressure.

at Chicago (9/21) Notched six tackles and a pressure.

97 Osa Odighizuwa, DT

Games/Starts: 2025-3/3 Career-70/66

	Tackles			Sks/ Yds	Tkl/ Loss	QB Prs	PBU	FF-FR
	Solo	Asst	— Tot					
Last Game.....	1	2	— 3			1		
2025.....	2	7	— 9			7		
Career.....	93	89	— 182	13.5(-94)	17(-48)	125	1	2-0

SEASON-HIGHS

Total Tackles 3, 3x, last at Chi, 9/21

Solo Tackles 1, at Phi, 9/4

Pressures 4, at Phi, 9/4

- Selected as one of the defensive captains.

at Philadelphia (9/4) Notched three tackles and tied for second on the team with four pressures.

vs. N.Y. Giants (9/14) Logged three tackles and two pressures.

at Chicago (9/21) Posted three tackles and a pressure.

0 DeMarvion Overshown, LB

Games/Starts: 2025-0/0-PUP Career-13/12

	Tackles			Sks/ Yds	Tkl/ Loss	QB Prs	PBU	FF-FR
	Solo	Asst	— Tot					
Last Game.....								
2025.....								
Career.....	55	40	— 95	5.0(-32)	3(-8)	16	4	1-1

- Starts the season on Reserve/PUP after undergoing knee surgery last season.

3 George Pickens

Games/Starts: 2025-3/3 Career-51/43

	Receiving					Rushing				
	Rec.	Yds.	Avg.	Lg	TD	Att.	Yds.	Avg.	Lg	TD
Last Game.....	5	68	13.6	24	1					
2025.....	13	166	12.8	27	2					
Career.....	187	3,007	16.1	86t	14	8	36	4.5	22	1

	Punt Returns					Kickoff Returns				
	No.	Yds.	Avg.	FC	Lg TD	No.	Yds.	Avg.	Lg	TD
Career.....						1	7	7.0	7t	0

at Philadelphia (9/4) Started his Cowboys debut and caught three passes for 30 yards.

vs. N.Y. Giants (9/14) Caught five passes for 68 yards and a touchdown - his first as a Cowboy.

at Chicago (9/21) Had one touchdown and 68 yards (to surpass 3,000 for his career) on five catches.

4 Dak Prescott, QB

Games/Starts: 2025-3/3 Career-125/125

	Passing									
	Att	Com	Yds	Pct	Yds/Att	TD	Int	Lng	Sk/Yds	Rtng
Last Game.....	40	31	251	77.5	6.3	1	2	37	2/17	80.3
2025.....	126	90	800	71.4	6.3	3	3	37	5/35	86.1
Career.....	4,285	2,870	32,237	67.0	7.5	216	85	92t	261/1,564	97.8

	Rushing					Receiving				
	Att.	Yds.	Avg.	Lg	TD	Rec.	Yds.	Avg.	Lg	TD
Last Game.....										
2025.....	4	20	5.0	14	0					
Career.....	424	1,958	4.6	42	29	1	11	11.0	11t	1

SEASON-HIGHS

Attempts 52, vs. NYG, 9/14

Completions 38, vs. NYG, 9/14

Passing Yards 361, vs. NYG, 9/14

Passer Rating 96.7, vs. NYG, 9/14

Carries 3, vs. NYG, 9/14

Rushing Yards 17, vs. NYG, 9/14

- Selected as one of the offensive captains.

at Philadelphia (9/4) Completed 21-of-34 passes (61.8%) for 188 yards.

vs. N.Y. Giants (9/14) Threw for 361 yards, two touchdowns and an interception on 38-of-52 passing. Leading a team to a fourth quarter comeback and overtime victory, logged his 24th career game-winning drive - fifth by a quarterback since 2016. Passed Tony Romo (2,829) for second in completions in team history.

at Chicago (9/21) Made his 125th career start and finished 31-of-40 passing (77.5%) for 251 yards with one touchdown and two interceptions.

34 Shavon Revel, CB

Games/Starts: 2025-0/0-NFI Career-0/0

	Tackles			Sks/ Yds	Tkl/ Loss	QB Prs	PBU	FF-FR
	Solo	Asst	— Tot					
Last Game.....								
2025.....								

- Starts the season on Reserve/NFI after undergoing knee surgery in his final collegiate season.

30 Robert Rochell, CB

Games/Starts: 2025-2/0 Career-50/5

	Solo	Tackles			Sks/ Yds	Tkl/ Loss	QB Prs	PBU	FF-FR
		Asst	-	Tot					
Last Game.....									
2025.....									
Career.....	12	3	-	15	0.0(0)	0(0)	0	4	0-1

	Solo	Asst	-	Tot	Special Teams FF	FR	BP	BFG	BXP
Last Game.....									
2025.....	0	1	-	1					
Career.....	0	1	-	1		3			

vs. N.Y. Giants (9/14) Elevated from the practice squad and made his Cowboys debut on special teams, finishing with one tackle.

at Chicago (9/21) Elevated from the practice squad, playing on special teams to appear in his 50th career game.

57 Jack Sanborn, LB

Games/Starts: 2025-3/3 Career-51/22

	Solo	Tackles			Sks/ Yds	Tkl/ Loss	QB Prs	PBU	FF-FR
		Asst	-	Tot					
Last Game.....	3	5	-	8					
2025.....	10	15	-	25		1(-1)			
Career.....	112	62	-	174	4.5(-22)	15(-31)	6	5	0-0

	No.	Yds.	Avg.	Lg	TD	No.	Yds.	Avg.	Lg	TD
Career.....	1	42	42.0	42	0					

	Solo	Asst	-	Tot
Career.....	8	7	-	15

SEASON-HIGHS

Total Tackles 9, vs. NYG, 9/14

Solo Tackles 4, vs. NYG, 9/14

at Philadelphia (9/4) Started his Cowboys debut and placed third on the team with eight tackles along with one for a loss.

vs. N.Y. Giants (9/14) Third on the team with nine tackles.

at Chicago (9/21) Second on the team with eight tackles.

24 Miles Sanders, RB

Games/Starts: 2025-3/0 Career-87/56

	Att.	Yds.	Avg.	Lg	TD	Rec.	Yds.	Avg.	Lg	TD
Last Game.....	9	41	4.6	8	0	3	12	4.0	6	0
2025.....	18	109	6.1	49t	1	6	13	2.2	6	0
Career.....	941	4,454	4.7	82t	24	181	1,257	6.9	45	4

	No.	Yds.	Avg.	Lg	TD
Last Game.....	2	44	22.0	24	0
2025.....	3	68	22.7	24	0
Career.....	18	396	22.0	67	0

SEASON-HIGHS

Carries 9, at Chi, 9/21

Rushing Yards 53, at Phi, 9/4

Rushing Avg. 13.3 (4 att.), at Phi, 9/4

Receptions 3, at Chi, 9/21

Receiving Yards 12, at Chi, 9/21

at Philadelphia (9/4) Made his Cowboys debut as a reserve running back and rushed for 53 yards on four carries, including a 49-yard jaunt - his longest run since 2020 while with Philadelphia and the longest by a Cowboy since Tony Pollard in 2022.

vs. N.Y. Giants (9/14) Rushed for 15 yards and a touchdown (first as a Cowboy) on five carries, caught two passes for four yards and returned one kickoff 24 yards.

at Chicago (9/21) Rushed nine times for 41 yards, caught three passes for 12 and returned two kickoffs for 44.

86 Luke Schoonmaker, TE

Games/Starts: 2025-3/1 Career-37/7

	Rec.	Yds.	Avg.	Lg	TD
Last Game.....	1	5	5.0	5	0
2025.....	1	5	5.0	5	0
Career.....	36	311	8.6	24t	3

	Solo	Asst	-	Tot	Special Teams FF	FR	BP	BFG	BXP
Career.....	4	2	-	6					

at Philadelphia (9/4) and **vs. N.Y. Giants (9/14)** Played as a reserve tight end but did not record any stats.

at Chicago (9/21) Got the starting nod to help the run offense average 6.1 yards (20 for 121) and caught one pass for five yards.

44 Trent Sieg, LS

Games/Starts: 2025-3/0 Career-117/0

	Solo	Asst	-	Tot	Special Teams FF	FR	BP	BFG	BXP
Last Game.....									
2025.....									
Career.....	5	4	-	9					

at Philadelphia (9/4) Provided clean snaps on two punts, two PATs and two field goal tries.

vs. N.Y. Giants (9/14) Snapped cleanly for eight place kicks and four punts.

at Chicago (9/21) Cleanly snapped on two punts and two field goals.

58 Mazi Smith, DT

Games/Starts: 2025-1/0 Career-35/20

	Solo	Tackles			Sks/ Yds	Tkl/ Loss	QB Prs	PBU	FF-FR
		Asst	-	Tot					
Last Game.....	0	1	-	1					
2025.....	0	1	-	1					
Career.....	31	29	-	60	2.0(-14)	6(-11)	9		

at Philadelphia (9/4) and **vs. N.Y. Giants (9/14)** Inactive.

at Chicago (9/21) Made his season debut and had one tackle.

73 Tyler Smith, G

Games/Starts: 2025-3/3 Career-50/50

• Signed a four-year contract extension on Sept. 13, keeping him in Dallas through 2030.

at Philadelphia (9/4) Started at left guard and helped the offense to a 5.4 yard-per-rush average while not allowing a sack on 35 dropbacks.

vs. N.Y. Giants (9/14) Aided the offense in racking up 478 yards - the most in a game for Dallas since 640 yards against the N.Y. Giants (11/12/23).

at Chicago (9/21) Started his 50th career game and helped rack up a 6.1 yard-per-rush (20 for 121) average while allowing two sacks on 47 pass plays.

89 Brevyn Spann-Ford, TE

Games/Starts: 2025-3/0 Career-20/0

	Rec.	Yds.	Avg.	Lg	TD
Last Game.....					
2025.....	1	3	3.0	3	0
Career.....	10	91	9.1	18	0

	Solo	Asst	-	Tot	Special Teams FF	FR	BP	BFG	BXP
Last Game.....	1	0	-	1					
2025.....	1	3	-	4					
Career.....	3	4	-	7					

Brevyn Spann-Ford, cont.

at Philadelphia (9/4) Played on offense and special teams.
vs. N.Y. Giants (9/14) Caught one pass for three yards and was second on the team with a career-best three special teams tackles.
at Chicago (9/21) Added a special teams tackle.

78 Terence Steele, T

Games/Starts: 2025-3/3 Career-82/77

at Philadelphia (9/4) Started at right tackle and helped the offense to a 5.4 yard-per-rush average while not allowing a sack on 35 dropbacks.
vs. N.Y. Giants (9/14) Aided the offense in racking up 478 yards - the most in a game for Dallas since 640 yards against the N.Y. Giants (11/12/23).

at Chicago (9/21) Helped rack up a 6.1 yard-per-rush (20 for 121) average while allowing two sacks on 47 pass plays.

27 Reddy Steward, CB

Games/Starts: 2025-3/1 Career-4/1

	Solo	Tackles		Tot	Sks/ Yds	Tkl/ Loss	QB Prs	PBU	FF-FR
Last Game.....	4	3	-	7		2(-8)	1		
2025.....	6	5	-	11		2(-8)	1	1	
Career.....	7	5	-	12		2(-8)	2		

• Claimed off waivers from Chicago (8/27).

at Philadelphia (9/4) Made his Cowboys debut on special teams.

vs. N.Y. Giants (9/14) Made his first career start and tallied four tackles with his first career breakup.

at Chicago (9/21) Had seven tackles, his first two career tackles for losses and a pressure.

2 Juanyeh Thomas, S

Games/Starts: 2025-3/0 Career-32/1

	Solo	Tackles		Tot	Sks/ Yds	Tkl/ Loss	QB Prs	PBU	FF-FR
Last Game.....	2	0	-	2					
2025.....	2	0	-	2					
Career.....	20	9	-	29			1	5	

Special Teams									
	Solo	Asst	-	Tot	FF	FR	BP	BFG	BXP
Last Game.....	1	0	-	1					
2025.....	1	3	-	4					
Career.....	7	8	-	15	1			1	

Punt Returns							Kickoff Returns				
	No.	Yds.	Avg.	FC	Lg	TD	No.	Yds.	Avg.	Lg	TD
Career							7	187	26.7	43t	1

at Philadelphia (9/4) Saw time on special teams

vs. N.Y. Giants (9/14) Tied for second on the team with three special teams tackles.

at Chicago (9/21) Posted two tackles on defense and one on teams.

71 Nate Thomas, G/T

Games/Starts: 2025-3/0 Career-3/0

at Philadelphia (9/4) Made his NFL debut on field goal unit.

vs. N.Y. Giants (9/14) and **at Chicago (9/21)** Saw time on the field goal team.

90 Solomon Thomas, DT

Games/Starts: 2025-3/0

Career-118/34

	Solo	Tackles		Tot	Sks/ Yds	Tkl/ Loss	QB Prs	PBU	FF-FR
Last Game.....	0	2	-	2					
2025.....	6	8	-	14		1(-1)	3		
Career.....	139	87	-	226	18.5(-90)	19(-44)	55	5	3

	No.	Interceptions				No.	Fumble Recoveries			
		Yds.	Avg.	Lg	TD		Yds.	Avg.	Lg	TD
Career						2	0	0.0	0	0

SEASON-HIGHS

Total Tackles 7, vs. NYG, 9/14
Solo Tackles 3, at Phi, 9/4 and vs. NYG, 9/14
Pressures 2, at Phi, 9/4

at Philadelphia (9/4) Made his Cowboys debut in a reserve role and posted five tackles, one tackle for loss and two hurries.

vs. N.Y. Giants (9/14) Tied his career high and tied for third on the defense with seven tackles to go with a pressure.

at Chicago (9/21) Had two tackles.

93 Jay Toia, DT

Games/Starts: 2025-2/0

Career-2/0

	Solo	Tackles		Tot	Sks/ Yds	Tkl/ Loss	QB Prs	PBU	FF-FR
Last Game.....						INACTIVE			
2025.....	0	1	-	1					

at Philadelphia (9/4) Made his NFL debut as a reserve tackle and had his first career tackle - an assist.

vs. N.Y. Giants (9/14) Saw time on defense.

at Chicago (9/21) Inactive.

1 Jalen Tolbert, WR

Games/Starts: 2025-3/2

Career-45/24

Receiving					
	Rec.	Yds.	Avg.	Lg	TD
Last Game.....	3	24	8.0	12	0
2025.....	6	40	6.7	12	0
Career.....	79	930	11.8	48	9

Punt Returns						Kickoff Returns					
	No.	Yds.	Avg.	FC	Lg	TD	No.	Yds.	Avg.	Lg	TD
Last Game.....											
2025.....	0	0	0.0	1	0	0	5	105	21.0	30	0
Career.....	1	0	0.0	1	0	0	5	105	21.0	30	0

Special Teams									
	Solo	Asst	-	Tot	FF	FR	BP	BFG	BXP
Career.....	2	0	-	2					

at Philadelphia (9/4) Started and caught one pass for no yards and returned his first career kickoff 20.

vs. N.Y. Giants (9/14) Caught two passes for 16 yards, returned four kickoffs 85 yards and had one fair catch on a punt.

at Chicago (9/21) Made three catches for 24 yards.

98 Payton Turner, DE

Games/Starts: 2025-0/0-IR Career-31/0

	Solo	Tackles	Asst	Tot	Sks/ Yds	Tkl/ Loss	QB Prs	PBU	FF-FR
Last Game.....									
2025.....									
Career.....	29	19	-	48	5.0(-35)	6(-11)	11	4	2-1

	No.	Yds.	Avg.	Lg	TD	No.	Yds.	Avg.	Lg	TD
Career.....						1	0	0.0	0	0

	Solo	Asst	Tot	FF	FR	BP	BFG	BXP
Career.....	10	1	-	11				

- Starts the season on Reserve/Injured after injuring his ribs in the pre-season.

9 KaVontae Turpin, WR

Games/Starts: 2025-3/0 Career-53/2

	Rec.	Yds.	Avg.	Lg	TD	Att.	Yds.	Avg.	Lg	TD
Last Game.....	2	64	32.0	37	0	1	4	4.0	4	0
2025.....	8	129	16.1	37	1	5	19	3.8	7	0
Career.....	52	685	13.2	64t	6	35	238	6.8	46	1

	No.	Yds.	Avg.	FC	Lg	TD	No.	Yds.	Avg.	Lg	TD
Last Game.....	2	28	14.0	0	19	0	2	49	24.5	31	0
2025.....	3	30	10.0	2	19	0	10	230	23.0	31	0
Career.....	63	599	9.5	69	60t	1	68	1,934	28.4	99t	1

	Solo	Asst	Tot	FF	FR	BP	BFG	BXP
Career.....	1	0	-	1				

at Philadelphia (9/4) Caught two passes for 18 yards, had two runs for nine and four kickoff returns for 81 (20.3 avg.).

vs. N.Y. Giants (9/14) Caught four passes for 47 yards and a touchdown, rushed twice for six yards, returned one punt for two yards and four kickoffs for 100. Left the game in the third quarter with a neck injury.

at Chicago (9/21) Caught two passes for 64 yards (37 long), rushed once for four yards, returned two punts 28 and two kickoffs 49.

33 Javonte Williams, RB

Games/Starts: 2025-3/3 Career-57/32

	Att.	Yds.	Avg.	Lg	TD	Rec.	Yds.	Avg.	Lg	TD
Last Game.....	10	76	7.6	22	0	5	16	3.2	6	0
2025.....	43	227	5.3	30t	3	13	59	4.5	11	0
Career.....	649	2,621	4.0	49	14	171	1,025	6.0	42	5

SEASON-HIGHS

Carries 18, vs. NYG, 9/14
Rushing Yards 97, vs. NYG, 9/14
Rushing Avg. 7.6, at Chi, 9/21
Receptions 6, vs. NYG, 9/14
Receiving Yards 33, vs. NYG, 9/14

at Philadelphia (9/4) Started his Cowboys debut and rushed 15 times for 54 yards and two touchdowns, becoming the first Cowboy with multiple rushing touchdowns in his debut since 1987 and fourth player in team history.

vs. N.Y. Giants (9/14) Rushed 18 times for 97 yards with a 30-yard touchdown scamper. Added 33 yards on six catches to total 130 scrimmage yards, second in his career (178 at KC, 12/5/21). His 30-yard scoring run was the longest touchdown run of his career - tied the third-longest overall.

at Chicago (9/21) Rushed 10 times for 76 yards, giving him the highest rushing average of his career (7.6). Also caught five passes for 16 yards.

54 Sam Williams, DE

Games/Starts: 2025-3/3 Career-35/3

	Solo	Tackles	Asst	Tot	Sks/ Yds	Tkl/ Loss	QB Prs	PBU	FF-FR
Last Game.....	2	1	-	3			1	1	
2005.....	5	3	-	6		1(-1)	8	1	
Career.....	25	23	-	48	8.5(-53)	10(-22)	45	2	2-3

	No.	Yds.	Avg.	Lg	TD	No.	Yds.	Avg.	Lg	TD
Career.....						1	0	0.0	0	0

	Solo	Asst	Tot	FF	FR	BP	BFG	BXP
Career.....	4	0	-	4		1		

SEASON-HIGHS

Total Tackles 5, at Phi, 9/4
Solo Tackles 3, at Phi, 9/4
Pressures 5, at Phi, 9/4

at Philadelphia (9/4) Made his first career start and had five tackles, one tackle for loss and a team-high five pressures.

vs. N.Y. Giants (9/14) Added a tackle and two pressures.

at Chicago (9/21) Was in on three tackles to go with one pressure and a breakup.

6 Donovan Wilson, S

Games/Starts: 2025-3/3 Career-86/63

	Solo	Tackles	Asst	Tot	Sks/ Yds	Tkl/ Loss	QB Prs	PBU	FF-FR
Last Game.....	5	4	-	9				1	
2025.....	8	10	-	18				2	
Career.....	256	154	-	410	13.0(-90)	9(-22)	27	17	8-6

	No.	Yds.	Avg.	Lg	TD	No.	Yds.	Avg.	Lg	TD
Last Game.....										
2025.....	1	0	0.0	0	0	6	0	0.0	0	0
Career.....	7	5	0.7	5	0					

	Solo	Asst	Tot	FF	FR	BP	BFG	BXP
Career.....	10	1	-	11				

SEASON-HIGHS

Total Tackles 9, at Chi, 9/21
Solo Tackles 5, at Chi, 9/21

- Selected as one of the defensive captains.

at Philadelphia (9/4) Had a pair of tackles.

vs. N.Y. Giants (9/14) Tied for third on the defense with seven tackles with an interception in overtime that led to the game-winning field goal. His interception was the first by a Cowboy in overtime since Brandon Carr did it against Pittsburgh (12/16/12).

at Chicago (9/21) Led the team with nine tackles with one breakup.

99 Perrion Winfrey, DT

Games/Starts: 2025-0/0 Career-14/0

	Solo	Tackles	Asst	Tot	Sks/ Yds	Tkl/ Loss	QB Prs	PBU	FF-FR
Last Game.....									
2025.....									
Career.....	9	16	-	29	0.5(-1)	0(0)	0	0	0-0

	No.	Yds.	Avg.	Lg	TD	No.	Yds.	Avg.	Lg	TD
Career.....	6	5	0.8	5	0	6	0	0.0	0	0

	Solo	Asst	Tot	FF	FR	BP	BFG	BXP
Career.....	10	1	-	11				

- Placed on Reserve/Injured with back injury on Sept. 8

at Philadelphia (9/4) Inactive/Injured-Back.

