



NEWS RELEASE

ONE COWBOYS WAY ★ FRISCO, TEXAS 75034 ★ P:972.497.4959 ★ WWW.DALLASCOWBOYS.COM

REGULAR SEASON GAME #16 - SUNDAY, DECEMBER 29, 2024
DALLAS COWBOYS AT PHILADELPHIA EAGLES
LINCOLN FINANCIAL FIELD - PHILADELPHIA, PA. - 12:00 P.M. (CST)



FOX SPORTS/FOX 4 DFW
Play-By-Play: Joe Davis
Analyst: Greg Olsen
Sideline Reporter: Pam Oliver



KRLD-FM 105.3 THE FAN
Play-By-Play: Brad Sham
Analyst: Babe Laufenberg
Sideline Reporter: Kristi Scales



KMVK-FM 107.5 Mega
Play-By-Play: Victor Villalba
Analyst: Luis Perez



COMPASS MEDIA (National)
Play-By-Play: Kevin Ray
Analyst: Steve Beuerlein

★ COWBOYS PR ON TWITTER ★

The official Twitter account of the Dallas Cowboys Public Relations team (@DallasCowboysPR) will provide pertinent stats, information, transactions, game updates and more throughout the week and on gamedays. Follow us for the most up-to-date info related to the Cowboys organization.

PUBLIC RELATIONS CONTACTS

Tad Carper.....972-497-4953.....tcarper@dallascowboys.net
Scott Agulnek.....972-497-4956.....sagulnek@dallascowboys.net
Dave Abbruzese.....972-497-4355..dabbruzese@dallascowboys.net
Bronte Hermesmeier.972-497-4252..bhermesmeier@dallascowboys.net
Sara Littlejohn.....972-497-4803.....slittlejohn@dallascowboys.net
Kalie Smith.....972-497-4031.....kjsmith@dallascowboys.net
Emily Robbins.....972-497-4359.....erobbins@dallascowboys.net
Whitney Faulkner....972-497-4955.....wfaulkner@dallascowboys.net



QUICK FACTS:
DALLAS COWBOYS (7-8)
AT
PHILADELPHIA EAGLES (12-3)



Regular Season Series Record:
Dallas leads the series 71-56

Last Regular Season Meeting:
Philadelphia 34, @ Dallas 6, Nov. 10, 2024

Last Meeting in Philadelphia:
Philadelphia 28, Dallas 23, Nov. 5, 2023

Last Cowboys Win:
@ Dallas 33, Philadelphia 13, Dec. 10, 2023

Series Streak:
Philadelphia has won three of the last five meetings.

★ BY THE NUMBERS ★

4

In just 13 NFL starts, Cooper Rush has already beaten Joe Burrow, Jayden Daniels, Bryce Young and Baker Mayfield. No other quarterback has beaten four Heisman-winning opposing starting QBs within his first 13 career starts.

14

Brandon Aubrey has 14 made field goals from 50-plus yards in 2024, most in a season in NFL history. He also tied his franchise record for most field goals made in a season (36).

100

CeeDee Lamb has 101 receptions in 2024, his third season with 100-plus catches. Lamb is just the third player in NFL history with 100 receptions in three of his first five seasons, joining Michael Thomas and Brandon Marshall.

★ THIS WEEK'S SCHEDULE ★

Wednesday, Dec. 25
No availability

Thursday, Dec. 26
11:15 a.m. Coach McCarthy press conference
12:00 p.m. First portion of practice open to media
1:20 p.m. Locker room open

Friday, Dec. 27
12:30 p.m. Coach McCarthy conference call

Saturday, Dec. 28
No availability - Team travel to Philadelphia

Sunday, Dec. 29
12:00 p.m. Kickoff at the Philadelphia Eagles

★ DALLAS COWBOYS OMG ★

The Dallas Cowboys website can be found at www.NFLOMG.com. Please follow the link and click on the Cowboys logo to access the team's page.

The Cowboys site contains the complete 2024 Media Guide, all weekly game notes and packets, player bios and rosters, Cowboys staff information and bios, weekly flip cards, a game tracker, all team and individual records and statistics, historical information, daily press releases and much more.

username: cowboysguest
password: cowboys2024

★ TABLE OF CONTENTS ★

Radio and TV broadcast info	1
Dallas Cowboys media schedule	1
Dallas Cowboys OMG info	1
Cowboys PR contact info	1
Dallas Cowboys 2024 schedule	2
This Week's Uniform Matchup	2
2024 Team Captains	2
What to watch for	3
Mike McCarthy Facts and Figures	4
2024 Coaching Staff	4
Mike McCarthy coaching record	5
Head coach bios	5
Series history	6
NFC East series history	6
AT&T Stadium stats and figures	7
A Championship Tradition	8
Pro Bowl Numbers	8
Individual Notes	9-18
Dak Prescott	9-11
CeeDee Lamb	12-13
Rico Dowdle	14
Trevon Diggs/DaRon Bland	15
Micah Parsons	16
Parsons/Defensive Notes	17
Special Teams Notes	18-19
Unofficial Depth Chart	21
Pronunciation Guide	21
Alphabetical Roster	22
Numerical Roster	23
Positional Roster	24
How The Cowboys Were Built	25
Contract Status	26
Contract Analysis	27
When The Cowboys Were Built	28
Transactions by Date	29
Transactions by Player	30
Team and Individual Stats	31-54
2024 Regular Season/Defensive Stats	32-33
2024 Team Stats/Snap Count	34-35
GxG Player Participation	36
2024/2023 Stat Comparison	37
GxG Starters/Inactives	38
GxG Elevations	39
Misc. Stats	40-54
Non-Media Guide Bios	55-76
2024 Bio Updates	77-95

★ UNIFORM MATCHUP ★

Below is this week's uniform matchup between the Dallas Cowboys at Philadelphia Eagles:



2024 DALLAS COWBOYS SCHEDULE

DATE	REGULAR SEASON (TV)	KICKOFF
Sun., Sept. 8	@ Cleveland Browns (FOX)	W, 33-17
Sun., Sept. 15	NEW ORLEANS SAINTS (FOX)	L, 19-44
Sun., Sept. 22	BALTIMORE RAVENS (FOX)	L, 25-28
Thurs., Sept. 26	@ New York Giants (Prime Video)	W, 20-15
Sun., Oct. 5	@ Pittsburgh Steelers (NBC)*	W, 20-17
Sun., Oct. 13	DETROIT LIONS (FOX)	L, 9-47
Sun., Oct. 20	BYE	
Sun., Oct. 27	@ San Francisco 49ers (NBC)*	L, 24-30
Sun., Nov. 3	@ Atlanta Falcons (FOX)	L, 21-27
Sun., Nov. 10	PHILADELPHIA EAGLES (CBS)	L, 6-34
Mon., Nov. 18	HOUSTON TEXANS (ESPN)	L, 10-34
Sun., Nov. 24	@ Washington Commanders (FOX)	W, 34-26
Thurs., Nov. 28	NEW YORK GIANTS (FOX)	W, 27-20
Mon., Dec. 9	CINCINNATI BENGALS (ESPN)*	L, 20-27
Sun., Dec. 15	@ Carolina Panthers (FOX)	W, 30-14
Sun., Dec. 22	TAMPA BAY BUCCANEERS (NBC)*	W, 26-24
Sun., Dec. 29	@ Philadelphia Eagles (FOX)	12:00 p.m.
Jan. 4/5	WASHINGTON COMMANDERS	TBD

Home Games in BOLD

Game times and television broadcasts are subject to change
* Select Prime Time games subject to change, Week 18 TBD

★ 2024 TEAM CAPTAINS ★

The Dallas Cowboys select three team captains weekly throughout the season, as chosen by the team prior to that week's game. Below are the captains from each week of the 2024 season:

2024 Dallas Cowboys Captains

<p>Week 1 - at Cleveland Offense Dak Prescott Defense DeMarcus Lawrence Special Teams... C.J. Goodwin</p>	<p>Week 2 - vs. New Orleans Offense CeeDee Lamb Defense Jourdan Lewis Special Teams Markquese Bell</p>
<p>Week 3 - vs. Baltimore Offense Tyler Smith Defense Micah Parsons Special Teams.. Israel Mukuamu</p>	<p>Week 4 - at N.Y. Giants Offense Zack Martin Defense Donovan Wilson Special Teams..... Trent Sieg</p>
<p>Week 5 - at Pittsburgh Offense Jake Ferguson Defense Eric Kendricks Special Teams.. Buddy Johnson</p>	<p>Week 6 - vs. Detroit Offense Rico Dowdle Defense Chauncey Golston Special Teams Damone Clark</p>
<p>Week 8 - at San Francisco Offense Terence Steele Defense Osa Odighizuwa Special Teams.. Juanyeh Thomas</p>	<p>Week 9 - at Atlanta Offense Jalen Tolbert Defense DeMarion Overshower Special Teams .. Nick Vigil</p>
<p>Week 10 - vs. Philadelphia Offense Hunter Luepke Defense Malik Hooker Special Teams.. KaVontae Turpin</p>	<p>Week 11 - vs. Houston Offense Cooper Beebe Defense Trevon Diggs Special Teams Bryan Anger</p>
<p>Week 12 - at Washington Offense Cooper Rush Defense Linval Joseph Special Teams.. Princeton Fant</p>	<p>Week 13 - vs. N.Y. Giants Offense Brock Hoffman Defense Josh Butler Special Teams Kemon Hall</p>
<p>Week 14 vs. Cincinnati Offense Brandin Cooks Defense DaRon Bland Special Teams.. Brandon Aubrey</p>	<p>Week 15 - at Carolina Offense Luke Schoonmaker Defense Marist Liufau Special Teams Hunter Luepke</p>
<p>Week 16 vs. Tampa Bay Offense KaVontae Turpin Defense Mazi Smith Special Teams.. C.J. Goodwin</p>	

★ WHAT TO WATCH FOR IN WEEK 17 ★

10

COOPER RUSH

- * In his last three games, Cooper Rush has completed 17-of-27 downfield pass attempts (10-plus air yards) for 328 yards and six touchdowns with zero interceptions. Meanwhile, the Philadelphia defense has allowed 9.3 yards-per-attempt in 2024, third-fewest in the NFL, and nine of its 10 interceptions have come on downfield attempts.

11

MICAH PARSONS

- * Parsons currently leads the Cowboys with 9.5 sacks in 2024. With a half sack on Sunday, Parsons will reach 10.0 sacks on the season and become the fifth player in NFL history with double-digit sacks in each of his first four seasons, joining Reggie White, Claude Humphrey, Derrick Thomas and Dwight Freeney.
- * Last week against Tampa Bay, Parsons reached 50.0 career sacks, becoming the sixth player in NFL history with at least 50.0 sacks in his first four seasons, joining Reggie White (70.0), Derrick Thomas (58.0), J.J. Watt (57.0), DeMarcus Ware (53.5) and Dwight Freeney (51.0).

17

BRANDON AUBREY

- * Brandon Aubrey has made 36 field goals in 2024. With one field goal on Sunday, Aubrey will set the franchise record for most made field goals in a season, which he previously held with 36 made field goals in 2023.

23

RICO DOWDLE

- * Rico Dowdle has punished opposing defenses after initial contact with his physical run style. Since Dowdle started receiving a majority of the carries in Week 9 at Atlanta, he ranks second in the NFL with 494 yards after contact, trailing only Philadelphia's Saquon Barkley (566), per *PPF*.
- * With 97 rushing yards, Dowdle will reach 1,000 rushing yards in 2024. He would be the first undrafted player in Cowboys history to reach 1,000 rushing yards in a season.

87

JAKE FERGUSON

- * With 36 receiving yards on Sunday, Jake Ferguson will join Jason Witten as the only two tight ends in Cowboys history with 50-plus receptions and 500-plus receiving yards in two of their first three seasons.

88

CEEDEE LAMB

- * With 26 receiving yards, Lamb will pass Jerry Rice (6,364) for the fourth-most receiving yards in a player's first five seasons in NFL history.
- * Lamb is just four receptions away from joining Michael Thomas (510) as the only players to record 500-or-more catches in their first five NFL seasons. Lamb would become the first player in NFL history to record 500 receptions before his 26th birthday.
- * With a 100-yard receiving game on Sunday, Lamb will pass Jason Witten (21 games) for the fourth-most 100-yard games in Cowboys history.
- * Per NFL Pro, CeeDee Lamb faced press coverage on a career-high 64.0% of his routes against Tampa Bay. He has accumulated 352 receiving yards against press coverage this season, third in the NFL.

99

CHAUNCEY GOLSTON

- * Chauncey Golston has a career-best 4.0 sacks in 2024 and has recorded a sack in back-to-back games. With a sack at Philadelphia, Golston will be the first Cowboy in 2024 with a sack in three consecutive games

DALLAS COWBOYS



- * The Cowboys have won seven of their past nine December matchups with the Eagles dating back to 2012. Dallas has scored at least 30 points in three straight December games against Philadelphia.
- * Since 2021, Dallas is 18-4 against the NFC East, an .818 winning percentage that is the second-highest against one's own division over the last four seasons, trailing only Kansas City (20-3, .870).
- * Dallas is averaging 32.7 yards-per-kickoff return in 2024, most in the NFL in 2024 and currently a single-season NFL record (min. 20 returns).
- * While Dallas struggled to take the ball away in the first half of the 2024 season, the return of Micah Parsons has sparked a boost in Dallas' takeaway category. Since Week 10, the Cowboys lead the NFL in takeaways (15) and sacks (28).

MIKE McCARTHY

Head Coach

Baker University
Head Coach: 18th Year • NFL: 31st Year • Cowboys: 5th Year



★ WINNING HEAD COACH ★

The Dallas Cowboys named Mike McCarthy the ninth head coach in franchise history on Jan. 5, 2020. Along with 13 years of head coaching experience and 13 additional years as an assistant coach in the NFL, McCarthy came to Dallas with a 125-77-2 regular season coaching record - all with the Green Bay Packers (2006-18).

After a 49-33 record in four-plus seasons with Dallas, he owns the third-most wins (13th all-time) and ninth-highest winning percentage (.612) among qualifying active NFL coaches. His teams have qualified for the postseason 12 times, won six NFC North Division titles and two NFC East titles, made four NFC Championship Game appearances and took home a Super Bowl XLV championship.

Most Regular Season Wins by Active Head Coach

Coach	Years	Won	Loss	Tied	Pct
Andy Reid	1999-2024	272	145	1	.652
Mike Tomlin	2007-2024	183	105	2	.634
Mike McCarthy	2006-2024	174	110	2	.612
John Harbaugh	2008-2024	170	104	0	.620
Sean Payton	2006-2024	169	104	0	.619

★ 2024 ASSISTANT COACHES ★

Booth (B); Sideline (S) OFFENSE

Brian Schottenheimer (S)	Offensive Coordinator
Jeff Blasko (B)	Run Game Coord./Running Backs
Ramon Chinyoung Sr. (S)	Asst. Offensive Line/Quality Control
Ryan Feder (B)	Asst. Quarterbacks/Game Management
Evan Harrington (S)	Offensive Asst./Minority Fellowship
Chase Haslett (B)	Pass Game Specialist
Robert Prince (S)	Pass Game Coordinator/Wide Receivers
Steve Shimko (B)	Offensive Asst./Quality Control
Eric Simonelli (S)	Head Coach Asst./Quality Control
Mike Solari (S)	Offensive Line
Scott Tolzien (B)	Quarterbacks
Lunda Wells (S)	Tight Ends

DEFENSE

Mike Zimmer (S)	Defensive Coordinator
Greg Ellis (B)	Asst. Defensive Line/Quality Control
Cristian Garcia (B)	Asst. Defensive Backs/Quality Control
Paul Guenther (S)	Defensive Run Game Coordinator
Al Harris (S)	Asst. Head Coach/Defensive Backs
Cannon Matthews (S)	Safeties
Scott McCurley (S)	Linebackers
Darian Thompson (B)	Asst. Linebackers/Quality Control
Jeff Zgonina (S)	Defensive Line

SPECIAL TEAMS

John Fassel (S)	Special Teams Coordinator
Rayna Stewart (S)	Asst. Special Teams

STRENGTH AND CONDITIONING/OPERATIONS

Harold Nash Jr. (S)	Strength and Conditioning Coordinator
Cedric Smith (S)	Asst. Strength and Conditioning
Kendall Smith (S)	Asst. Strength and Conditioning
Braylon Tatum (S)	Markus Paul Strength and Conditioning Intern
Justin Rudd (S)	Coaching Operations Manager/Football Analytics

★ McCARTHY IN COWBOYS LORE ★

Mike McCarthy led the Cowboys to double-digit wins in three consecutive seasons for the first time since 1991-96. McCarthy has stacked up wins since he arrived in Dallas in 2020, as his .598 winning percentage with Dallas is the fourth-highest among any head coach in franchise history:

Career Winning Percentage - Cowboys Head Coaches

Coach	W	L	T	Win%
Barry Switzer, 1994-97	40	24	2	.625
Wade Phillips, 2007-10	34	22	0	.607
Tom Landry, 1960-88	250	162	6	.607
Mike McCarthy, 2020-24	49	33	0	.598
Chan Gailey, 1998-99	18	14	0	.563
Jason Garrett, 2010-19	85	67	0	.559
Jimmy Johnson, 1989-93	44	36	0	.550
Bill Parcells, 2003-06	34	30	0	.531
Dave Campo, 2000-02	15	33	0	.313

★ McCARTHY'S RECORD WHEN... ★

Below is a look at Mike McCarthy's head coaching record under several different circumstances:

Regular season	174-110-2
Postseason	11-11
Overall	185-121-2

	Regular	Post
September	38-22-1	
October	45-22	
November	35-40-1	
December	50-22	
January	6-4	10-11
February		1-0
Playing at home	100-41-2	5-5
Playing on the road	73-69	6-6
Playing at AT&T Stadium	28-14	2-2
Playing in prime time	45-37	4-1
Thursday	17-8	
Saturday	4-1	3-2
Sunday	142-88-2	7-9
Monday	11-12	1-0
Tuesday	0-1	
Playing against the NFC East	35-18	5-2
Playing against the rest of the NFC	116-71-2	5-9
Playing against the AFC	42-33	1-0
Playing on grass surface	107-62-2	8-7
Playing on artificial surface	67-49	3-4
Post Bye	12-6	
Post Bye Home	5-1	
Post Bye Road	7-5	
When scoring 30-plus points	99-10	7-3
When team scores first	121-40-2	5-2
When team leads at halftime	137-24-1	10-2

★ McCARTHY'S HEAD COACHING RECORD AND COACHING EXPERIENCE ★

Year	Team	Regular Season				Result	Postseason				McCarthy vs. NFL (Reg. Season)				
		W	L	T	Pct.		W	L	Pct.	Result	Team	W	L	T	PCT.
2006	Green Bay	8	8	0	.500	2nd NFC North					Arizona	3	5	0	0.375
2007	Green Bay	13	3	0	.813	1st NFC North	1	1	.500	NFC Championship Game	Atlanta	5	5	0	0.500
2008	Green Bay	6	10	0	.375	3rd NFC North					Baltimore	2	3	0	0.400
2009	Green Bay	11	5	0	.688	2nd NFC North	0	1	.000	Wild Card Game	Buffalo	2	3	0	0.400
2010	Green Bay	10	6	0	.625	2nd NFC North	4	0	1.000	Super Bowl XLV	Carolina	6	3	0	0.667
2011	Green Bay	15	1	0	.938	1st NFC North	0	1	.000	Divisional Game	Chicago	19	7	0	0.731
2012	Green Bay	11	5	0	.688	1st NFC North	1	1	.500	Divisional Game	Cincinnati	3	3	0	0.500
2013	Green Bay	8	7	1	.531	1st NFC North	0	1	.000	Wild Card Game	Cleveland	4	1	0	0.800
2014	Green Bay	12	4	0	.750	1st NFC North	1	1	.500	NFC Championship Game	Dallas	5	3	0	0.625
2015	Green Bay	10	6	0	.625	2nd NFC North	1	1	.500	Divisional Game	Denver	2	2	0	0.500
2016	Green Bay	10	6	0	.625	1st NFC North	2	1	.667	NFC Championship Game	Detroit	20	8	0	0.714
2017	Green Bay	7	9	0	.438	3rd NFC North					Green Bay	0	1	0	0.000
2018	Green Bay	4	7	1	.375						Houston	3	2	0	0.600
2020	Dallas	6	10	0	.375	3rd NFC East					Indianapolis	2	2	0	0.500
2021	Dallas	12	5	0	.714	1st NFC East	0	1	.000	Wild Card Game	Jacksonville	2	2	0	0.500
2022	Dallas	12	5	0	.714	2nd NFC East	1	1	.500	Divisional Game	Kansas City	2	2	0	0.500
2023	Dallas	12	5	0	.714	1st NFC East	0	1	.000	Wild Card Game	LA Chargers	5	0	0	1.000
2024	Dallas	7	8	0	.467						LA Rams	7	3	0	0.700
Totals		174	110	2	.612		11	11	.500		Las Vegas	3	1	0	0.750
											Miami	3	2	0	0.600
											Minnesota	18	9	2	0.667
											New England	3	3	0	0.500
											New Orleans	3	5	0	0.375
											N.Y. Giants	13	3	0	0.813
											N.Y. Jets	3	1	0	0.750
											Philadelphia	9	6	0	0.600
											Pittsburgh	1	4	0	0.200
											San Francisco	6	4	0	0.600
											Seattle	6	5	0	0.545
											Tampa Bay	4	4	0	0.500
											Tennessee	2	2	0	0.500
											Washington	8	6	0	0.571
											Totals	174	110	2	0.612

Year	Position, Team
1987-88	Graduate Assistant, Fort Hays State
1989-91	Graduate Assistant, Pittsburgh
1992	Wide Receivers, Pittsburgh
1993-94	Offensive Quality Control, Kansas City Chiefs
1995-98	Quarterbacks, Kansas City Chiefs
1999	Quarterbacks, Green Bay Packers
2000-04	Offensive Coordinator, New Orleans Saints
2005	Offensive Coordinator, San Francisco 49ers
2006-18	Head Coach, Green Bay Packers
2020-24	Head Coach, Dallas Cowboys

★ HEAD COACHES ★

MIKE McCARTHY (174-110-2, 18th Year, 49-33 with Dallas)

The Dallas Cowboys named Mike McCarthy the ninth head coach in franchise history on Jan. 8, 2020, and he has led the franchise to three consecutive playoff appearances for the first time since 1991-96. He also won 12 games in each of the last three seasons, the first time Dallas posted three consecutive 12-win seasons since 1993-95.

McCarthy is in his 18th year as a head coach - 13 with Green Bay and four with Dallas - along with 13 years as an assistant coach in the NFL, including six as an offensive coordinator.

As a head coach, McCarthy has racked up a 174-110-2 regular season coaching record, and he owns the third-most wins (13th all-time) among active NFL coaches. His teams have qualified for the postseason 12 times, won six NFC North Division titles, two NFC East titles, made four NFC Championship Game appearances and took home a Super Bowl XLV championship held at AT&T Stadium in Arlington, Texas, following the 2010 NFL season.

In 2023 McCarthy led the charges of a team that finished 12-5 for the third straight season. En route to the team's third straight playoff berth, the Dallas offense led the league in points-per-game (29.9) while the Cowboys finished with a +10 turnover differential for the third consecutive season. During his time in Green Bay, McCarthy was known as a prolific offensive mind and the primary play-caller for the Packers. McCarthy's offense finished fourth in the NFL in total offense and third in points-per-game through his 14-year stint with the club.

McCarthy is only the fourth head coach in NFL history to lead a single franchise to eight-or-more consecutive playoff appearances, joining Tom Landry, Chuck Noll and Bill Belichick. Those eight appearances from 2009-16 were more than the rest of the NFC North Division combined over that span (Minnesota, three; Detroit, three; Chicago, one).

McCarthy's nine playoff appearances overall are the most by a Packers coach since the NFL postseason began in 1933, and he guided the Packers to a franchise-record fourth consecutive division title in 2014. With the victory over Dallas in the 2016 playoffs, McCarthy surpassed Vince Lombardi and Mike Holmgren for the most playoff victories in team history (10).

NICK SIRIANNI (46-20, 4th Year)

Nick Sirianni was named the 24th head coach of the Philadelphia Eagles on Jan. 24, 2021. Sirianni achieved the top job after 12 seasons in various offensive assistant roles around the NFL.

Since his arrival in 2021, the Eagles have maintained the third-best winning percentage (.708) in the league. In that same span, Philadelphia is second in rushing offense (154.2), third in third down offense (46.2%) and fourth in red zone offense (62.1%).

Sirianni became one-of-four Eagles head coaches to advance to a Super Bowl during a record breaking 2022 campaign, including a Super Bowl LVII appearance against the Kansas City Chiefs.

In 2023 Sirianni led the Eagles to an 11-6 campaign and playoff berth, marking the first back-to-back 11-win seasons for Philadelphia since 2003-04. Philadelphia nabbed top-10 marks in scoring (25.5 points-per-game), total yards (354.4), rushing yards (128.8), third down conversions (48.0%) and red zone touchdown efficiency (60.0%).

Under Sirianni in 2022, the Eagles cemented a number of single-season team records, including points (477), total touchdowns (59), scrimmage touchdowns (57), third down conversion rate (45.9%) and sacks (70.0, tied for third in NFL history).

The Eagles also finished among the top-three teams in total offense (third, 389.1) and defense (second, 301.5) for the first time since the 1970 merger.

Before becoming a head coach, Sirianni spent three seasons as the Indianapolis Colts offensive coordinator. Under Sirianni, the Colts ranked sixth in third down conversion rate (43.4%), seventh in red zone touchdown efficiency (63.9%) and eighth in points-per-game (25.9). Indianapolis also surrendered the second-fewest sacks (71) in the league.

Prior to his three-year stint with the Colts, Sirianni spent five seasons with the San Diego Chargers (2013-17), starting as an offensive quality control coach before going on to coach quarterbacks and then receivers.

He began his NFL coaching career with the Kansas City Chiefs (2009-12). Before entering the NFL coaching ranks, Sirianni spent five years at the collegiate level as the wide receivers coach at Indiana University of Pennsylvania (2006-08) and defensive backs coach at Mount Union (2004-05), his alma mater.

★ PLAYER HIGHLIGHTS VS. PHI ★

Brandon Aubrey - K

Posted seven field goals through three career games against the Eagles. Tallied two field goals in Week 10 against Philadelphia.

DaRon Bland - CB

Tallied 11 tackles and one interception in four appearances against Philadelphia.

Jake Ferguson - TE

Recorded 21 receptions for 251 yards and two touchdowns in five games against the Eagles. Posted seven receptions for 91 yards and a touchdown in the 2023 loss at Philadelphia (11/5).

CeeDee Lamb - WR

Grabbed 50 receptions for 674 yards and four touchdowns through nine games against the Eagles. Set a then career-high with 191 receiving yards in the 2023 loss at Philadelphia (11/5).

Micah Parsons - DE

Amassed 27 tackles, 5.0 sacks, 23 quarterback pressures, five tackles for loss and three passes defended in six games against Philadelphia.

★ 2024 STAT COMPARISON ★

(league ranking)

	Cowboys	Eagles
Record	7-8	12-3
Scoring Avg. (NFL rank)	21.6 (20)	26.8 (8)
Opp. Scoring Avg. (NFL rank)	26.9 (30)	18.9 (5)
Total Off. (NFL rank)	328.1 (16)	370.9 (6)
Rushing Off. (NFL rank)	95.2 (28)	187.9 (1)
Passing Off. (NFL rank)	232.9 (10)	183.0 (31)
Total Def. (NFL rank)	359.6 (27)	281.7 (1)
Rushing Def. (NFL rank)	135.9 (27)	102.9 (9)
Passing Def. (NFL rank)	223.7 (22)	178.8 (2)
Kickoff Return Avg.	32.7 (1)	25.8 (25)
Punt Return Avg.	10.3 (11)	9.3 (19)
Turnover Margin	-3 (19)	+6 (9t)
Penalties	109 (6)	98 (14)
Penalty Yards	785 (16)	768 (18t)

★ DATING GAME ★

This week's game against Philadelphia is being played on Dec. 29. In the 64-plus years of Dallas Cowboys football, there have been four Dec. 29 games, with Dallas holding a 2-2 record on Dec. 29:

Date	Opp/ Loc.	W/L	Score	Date	Opp/ Loc.	W/L	Score
12/29/02	@Was	L	14-20	12/29/19	Was	W	47-16
12/29/13	Phi	L	22-24	12/29/22	@Ten	W	27-13

★ DECEMBER DEFENDERS ★

Since Head Coach Mike McCarthy arrived in 2020, Dallas is 15-5 (.750) in the month of December, tied for the fifth-highest winning percentage in December over the last five seasons:

Highest Win Percentage in December - 2020-24

Team	W	L	T	Win%	Team	W	L	T	Win%
Buffalo	17	3	0	.850	Dallas	15	5	0	.750
Green Bay	15	3	0	.833	Tampa Bay	15	5	0	.750
Kansas City	16	4	0	.800	Cincinnati	14	7	0	.667
LA Rams	16	5	0	.762	Baltimore	13	7	0	.650

★ ALL IN THE FAMILY ★

The Dallas Cowboys are 3-1 against the NFC East in 2024 and are 18-4 against divisional foes since the 2021 season. Dallas holds an all-time record of 230-152-4, including postseason, against NFC East rivals. Below is a look at Dallas' record against the East:

	W	L	T	Pct.	Long Win Str.	Long Loss Str.	Cur. Str.
Washington	79	48	2	.612	10	4	W3
NY Giants	77	47	2	.611	12	6	W8
Philadelphia	74	57	0	.565	11	8	L1
Totals	230	152	4	.596	-	-	W2

★ FAMILY MATTERS ★

The Cowboys have posted a record of 20-8 against their divisional foes since Head Coach Mike McCarthy arrived in 2020. Dallas' 20 wins and .714 win percentage against the NFC East both rank third in the NFL over the last five seasons:

Most Wins Against Own Division Since 2020

Team	W	L	T	Win%	Current Streak
Kansas City	24	5	0	.828	W8
Buffalo	23	5	0	.821	W3
Dallas	20	8	0	.714	W2
Pittsburgh	19	10	0	.655	L1

★ SERIES HISTORY ★

Dallas and Philadelphia have squared off 131 times, including postseason, with the Cowboys holding a 74-57 edge in one of the NFL's most high-profile rivalries. There have been four playoff games - one Wild Card Game (2009), two Divisional Playoff Games (1992 and 1995) and an NFC Championship Game (1980). Dallas holds a 3-1 postseason record against the Eagles. Below is a brief look at the last 20 games of the series:

Date	Loc.	W/L	Score	Date	Loc.	W/L	Score
12/14/14	Phi	W	38-27	12/22/19	Phi	L	9-17
9/20/15	Phi	W	20-10	11/1/20	Phi	L	9-23
11/8/15	Dal	L(OT)	27-33	12/27/20	Dal	W	37-17
10/30/16	Dal	W	29-23	9/27/21	Dal	W	41-21
1/1/17	Phi	L	13-27	1/8/22	Phi	W	51-26
11/19/17	Dal	L	9-37	10/16/22	Phi	L	17-26
12/31/17	Phi	W	6-0	12/24/22	Dal	W	40-34
11/11/18	Phi	W	27-20	11/5/23	Phi	L	23-28
12/9/18	Dal	W(OT)	29-23	12/10/23	Dal	W	33-13
10/20/19	Dal	W	37-10	11/10/24	Dal	L	6-34

★ INSIDE THE SERIES HISTORY ★

The rivalry between the Dallas Cowboys and Philadelphia Eagles has been around since 1960. The two teams have faced each other twice per season as part of the NFC East since 1970.

In the 131 games of the series there has been:

- * 59 games decided by two-or-more touchdowns
- * 50 games decided by a touchdown-or-less
- * An 11-game winning streak by Dallas (1967-72)
- * A 49-point win by Dallas - biggest Cowboys win (10/9/66)
- * A 38-point loss by Dallas - biggest Cowboys loss (12/28/06)
- * Four playoff games - one Wild Card (2009), two Divisional (1992, 1995) and one NFC Championship Game (1980)
- * Three playoff wins by Dallas - the Wild Card game and both Divisional Games
- * Four overtime games - series split at 2-2
- * 12 Monday night games and 15 Sunday night games
- * A 43-25 Cowboys record when playing in Dallas
- * A 31-32 Cowboys record when playing in Philadelphia

★ HOME IS WHERE THE TDS ARE ★

Dak Prescott has proven to be one of the top quarterbacks in the league when playing at home. Since he entered the league in 2016, Prescott's 140 total touchdowns (121 passing, 19 rushing) at AT&T Stadium are the most combined passing and rushing touchdowns at home during that span:

Passing and Rushing Touchdowns at Home - NFL Since 2016

Player	Gms	PasTD	RushTD	TotTD
Dak Prescott	61	121	19	140
Russell Wilson	64	129	8	137
Aaron Rodgers.....	60	126	7	133
Kirk Cousins.....	67	125	7	132
Josh Allen	55	102	29	131
Jared Goff.....	67	124	7	131

Overall, Dallas has scored 143 touchdowns in 41 games at home versus 100 touchdowns in 39 games on the road since 2020. Dallas' 143 home touchdowns are third in the NFL over that span, trailing Buffalo (149) and Detroit (147):

Overall Touchdowns at Home Since 2020 - NFL

Team	Games	TD	TD/G	Pts/G
Buffalo.....	41	149	3.63	30.2
Detroit.....	41	147	3.59	29.3
Dallas	41	143	3.49	30.2
Baltimore.....	41	128	3.12	27.3
Green Bay.....	40	126	3.15	26.3

★ HOME COOKING ★

Since AT&T Stadium opened in 2009, Dallas has posted a 76-53 regular season record at home. Since Head Coach Mike McCarthy arrived in 2020, the Cowboys have utilized their home field advantage, going 27-14 at AT&T Stadium, tied for the fifth-most home wins in the NFL since 2020:

NFL Team Home Wins Since 2020

Team	Games	W	L	T	Win %
Buffalo.....	41	34	7	0	.829
Kansas City.....	42	33	9	0	.786
Green Bay.....	40	30	10	0	.750
Miami.....	42	29	13	0	.690
Dallas	41	27	14	0	.659
Pittsburgh.....	40	27	12	1	.688

★ POINT MEN AT HOME ★

Dallas lit up the 175-foot scoreboard at AT&T Stadium in 2023, as it led the NFL with 37.4 points-per-game at home. The Cowboys scored 299 total points at home in 2023, a single-season franchise record and the fifth-most home points in a single NFL regular season.

Since Head Coach Mike McCarthy arrived in 2020, Dallas is averaging 30.2 points-per-game at home, most in the NFL during that span:

Points-Per-Game at Home - NFL 2020-24

Team	PPG	Team	PPG
Dallas	30.2	Baltimore.....	27.3
Buffalo	30.2	Green Bay.....	26.3
Detroit.....	29.3	Philadelphia	26.3



★ AT&T STADIUM RECORD... ★

The Dallas Cowboys are in their 16th regular season calling AT&T Stadium home. Dallas' first game at the venue was on Sept. 20, 2009 - a 31-33 loss to the N.Y. Giants. The club's first win came a week later with a 21-7 decision over Carolina.

Dallas was 8-0 at AT&T Stadium in 2023, and before losing to New Orleans in Week 2 of 2024, they held a 16-game win streak at home, the second-longest home win streak in franchise history (18 from 1979-81). Dallas joined the New England Patriots as the only teams since 2000 to win at least 16 straight regular season home games. Below is a breakdown of the club's record at AT&T Stadium:

Regular season	76-53
Postseason	3-3
Overall	79-56

	Regular	Post
September	17-8	
October	17-15	
November	21-18	
December	19-10	
January	2-2	3-3
Playing at noon	24-11	
Playing at 3:30	29-26	1-3
Playing in prime time.....	23-16	2-0
Thursday	10-8	
Saturday.....	2-2	2-0
Sunday.....	60-36	1-3
Monday.....	4-7	
Fully closed stadium	52-33	3-3
Fully open stadium.....	12-11	
Roof open, doors closed	2-6	
Roof closed, doors open	10-3	
Playing against the NFC East.....	31-16	1-0
Playing against the NFC (non-NFC East).....	27-20	2-3
Playing against the AFC.....	18-16	

Team-by-team

Team	W	L	Pct	Team	W	L	Pct
Arizona.....	0	3	.000	Minnesota	1	1	.500
Atlanta.....	3	1	.750	New England	1	1	.500
Baltimore.....	1	1	.500	New Orleans.....	2	3	.400
Buffalo.....	1	1	.500	N.Y. Giants.....	11	5	.688
Carolina	2	1	.667	N.Y. Jets.....	1	1	.500
Chicago.....	2	2	.500	Philadelphia	9	7	.563
Cincinnati.....	2	1	.667	Pittsburgh.....	1	1	.500
Cleveland.....	1	1	.500	San Francisco.....	1	1	.500
Denver	0	2	.000	Seattle.....	3	2	.600
Detroit.....	5	2	.714	Tampa Bay.....	4	1	.800
Green Bay.....	0	3	.000	Tennessee.....	0	2	.000
Houston	2	1	.667	Washington.....	11	4	.733
Indianapolis.....	2	0	1.000				
Jacksonville	1	1	.500	Postseason			
Kansas City.....	1	0	1.000	Detroit	1	0	1.000
LA Chargers.....	0	2	.000	Green Bay.....	0	2	.000
LA Rams.....	4	1	.800	Philadelphia	1	0	1.000
Las Vegas.....	2	1	.667	Seattle.....	1	0	1.000
Miami.....	2	0	1.000	San Francisco.....	0	1	.000

Dallas finished 2023 with an 8-0 record at AT&T Stadium in 2023. It marked just the fourth time in franchise history that Dallas went undefeated at home, joining the 1980, 1981 and 1969 teams.

Undefeated Seasons at Home - Dallas Cowboys

Season	Wins	Consec. Wins	Home Record
2023.....	8	8	8-0
1981.....	8	8	8-0
1980.....	8	8	8-0
1969.....	6	4	6-0-1

384.5

Dallas' offense has averaged 384.5 yards-per-game at AT&T Stadium since 2020, most in the NFL.

44

The Cowboys have intercepted 44 passes at home since 2020, second in the NFL.

269.7

Dallas is averaging 269.7 passing yards-per-game at home since 2020, second in the NFL.

★ THE DALLAS COWBOYS - A CHAMPIONSHIP TRADITION ★

SUPER BOWL CHAMPIONSHIPS

New England Patriots.....	6
Pittsburgh Steelers.....	6
DALLAS COWBOYS.....	5
San Francisco 49ers.....	5
Green Bay Packers.....	4
New York Giants.....	4
Denver Broncos.....	3
Kansas City Chiefs.....	3
Oakland Raiders.....	3
Washington Commanders....	3

POSTSEASON GAMES

DALLAS COWBOYS ...	67
Pittsburgh Steelers.....	64
Green Bay Packers.....	63
San Francisco 49ers.....	62
New England Patriots.....	59
StL/LA Rams.....	54
Minnesota Vikings.....	52

SUPER BOWL APPEARANCES

New England Patriots.....	11
DALLAS COWBOYS.....	8
Pittsburgh Steelers.....	8
Denver Broncos.....	8
San Francisco 49ers.....	8
Kansas City Chiefs.....	6
Green Bay Packers.....	5
Miami Dolphins.....	5
New York Giants.....	5
Oakland Raiders.....	5
Washington Commanders....	5

CONSEC. POSTSEASON APPEARANCES

New England Patriots (2009-19)...	11
DALLAS COWBOYS (1975-83)...	9
Indianapolis Colts (2002-10).....	9
DALLAS COWBOYS (1966-73)...	8
Pittsburgh Steelers (1972-79)...	8
Los Angeles Rams (1973-80).....	8
San Francisco 49ers (1983-90)...	8

POSTSEASON VICTORIES

San Francisco 49ers.....	38
New England Patriots.....	37
Green Bay Packers.....	37
DALLAS COWBOYS ...	36
Pittsburgh Steelers.....	36
StL/LA Rams.....	26
Oak/LV Raiders.....	25
New York Giants.....	25
Philadelphia Eagles.....	25

CONSECUTIVE WINNING SEASONS

DALLAS COWBOYS (1966-85)...	20
New England Patriots (2001-19)...	19
Oakland Raiders (1965-80)...	16
San Francisco 49ers (1983-98)...	16
Chicago Bears (1930-44).....	15
Green Bay Packers (1934-47)...	14

POSTSEASON APPEARANCES

DALLAS COWBOYS ...	36
Green Bay Packers.....	36
Pittsburgh Steelers.....	34
New York Giants.....	33
Cle./StL/LA Rams.....	32
Minnesota Vikings.....	31
Philadelphia Eagles.....	30
Indianapolis Colts.....	29
San Francisco 49ers.....	29
New England Patriots.....	28
Chicago Bears.....	27

ALL-TIME REGULAR SEASON WINNING %

DALLAS COWBOYS.....	0.575
Green Bay Packers.....	0.573
Baltimore Ravens.....	0.572
Kansas City Chiefs.....	0.554
Miami Dolphins.....	0.553
Chicago Bears.....	0.553

46 SEASONS OF 500-OR-BETTER			36 POSTSEASON APPEARANCES			26 DIVISION TITLES		16 NFL/NFC CHAMPIONSHIP GAME FINALIST			8 NFC CHAMPIONSHIPS		5 SUPER BOWL CHAMPIONSHIPS	
1965	1982	2009	1966	1991	1966	1992	1966	1975	1992	1970	1992	1971	1992	
1966	1983	2011	1967	1992	1967	1993	1967	1977	1993	1971	1993	1977	1993	
1967	1984	2012	1968	1993	1968	1994	1970	1978	1994	1975	1995		1995	
1968	1985	2013	1969	1994	1969	1995	1971	1980	1995	1977				
1969	1991	2014	1970	1995	1970	1996	1972	1981		1978				
1970	1992	2016	1971	1996	1971	1998	1973	1982						
1971	1993	2017	1972	1998	1973	2007	1976							
1972	1994	2018	1973	1999	1976	2009	1977							
1973	1995	2019	1975	2003	1977	2014	1978							
1974	1996	2021	1976	2006	1978	2016	1979							
1975	1998	2022	1977	2007	1981	2021	1985							
1976	1999	2023	1978	2009	1981	2021								
1977	2003		1979	2014	1985	2023								
1978	2005		1980	2016										
1979	2006		1981	2018										
1980	2007		1982	2021										
1981	2008		1983	2022										
			1985	2023										



★ PRO BOWL COWBOYS ★

Over the last decade, Dallas has selected 15 players in the NFL Draft that have gone on to make at least one Pro Bowl - the most in the NFL over that span. Baltimore has selected the second-most with 12 Pro Bowl draft picks since 2014. Since 1989 Dallas has sent 61 different players to the Pro Bowl, and of those, Dallas drafted 43.

COWBOYS PRO BOWL DRAFT PICKS SINCE 2014 (BY YEAR DRAFTED)

- 2014: Zack Martin (9)*
- 2014: DeMarcus Lawrence (4)
- 2015: Byron Jones (1)*
- 2016: Dak Prescott (3)
- 2016: Ezekiel Elliott (3)*
- 2016: Jaylon Smith (1)
- 2018: Leighton Vander Esch (1)*
- 2019: Tony Pollard (1)



- 2020: Tyler Biadasz (1)
- 2020: Trevon Diggs (2)
- 2020: CeeDee Lamb (3)*
- 2021: Micah Parsons (3)*
- 2022: DaRon Bland (1)
- 2022: Jake Ferguson (1)
- 2022: Tyler Smith (1)*

*First round picks

DAK PRESCOTT NOTES



All-Time Ranks - Cowboys QBs

- 1st** - Completion Pct. (66.8%)
- 2nd** - Passing Touchdowns (213)
- 3rd** - Passing Yards (31,437)
- Attempts (4,159)
- Completions (2,780)
- 4th** - Total Wins (76)



★ 30K CLUB ★

In Week Three against Baltimore (9/22), Dak Prescott surpassed 30,000 career passing yards. Prescott has the ninth-most passing yards in an NFL player's first 122 career games:

Most Passing Yards in First 122 Career Games NFL History

Player, Team	PassYds
Matthew Stafford, Det	33,986
Dan Marino, Mia	32,004
Kurt Warner, StL	32,000
Peyton Manning, Ind	31,976
Kirk Cousins, Was/Min	31,941
Jared Goff, LAR/Det	31,759
Matt Ryan, Atl	31,647
Aaron Rodgers, GB	31,535
Dak Prescott, Dal	31,304
Drew Brees, NO	30,646

★ MOVING UP THE CHARTS ★

Dak Prescott has thrown for 300-plus yards in two games during 2024 (vs. Baltimore and at Pittsburgh). Prescott's 28 career games with at least 300 yards through the air are second in Cowboys history:

Player	Games
Tony Romo	46
Dak Prescott	28
Troy Aikman	13
Danny White	10

★ COMPLETE CONTROL ★

Dak Prescott's accuracy has been a staple of his nine-year tenure in the NFL. Prescott is seventh in NFL history in completion percentage (min. 1,500 pass attempts):

Completion Percentage - NFL History min. 1,500 pass attempts

Player	Comp	Att	Comp%
Joe Burrow	1,672	2,452	68.2%
Tua Tagovailoa	1,387	2,037	68.1%
Drew Brees	7,142	10,551	67.7%
Jimmy Garoppolo	1,277	1,895	67.4%
Kyler Murray	1,806	2,697	67.0%
Kirk Cousins	3,768	5,630	66.9%
Dak Prescott	2,780	4,159	66.8%
Patrick Mahomes	2,749	4,133	66.5%

★ DAK TO THE FUTURE ★

Now in his ninth pro season, Dak Prescott ranks first in completion percentage (66.8%), second in passing touchdowns (213), third in completions (2,780), attempts (4,159), passing yards (31,437) and fourth in wins (76) in team history:

Dallas Cowboys All-Time QB Chart

WINS AS STARTER

Troy Aikman	94
Roger Staubach	85
Tony Romo	78
Dak Prescott	76
Danny White	62

PASSING YARDS

Tony Romo	34,183
Troy Aikman	32,942
Dak Prescott	31,437
Roger Staubach	22,700
Danny White	21,959

ATTEMPTS

Troy Aikman	4,715
Tony Romo	4,335
Dak Prescott	4,159
Roger Staubach	2,958
Danny White	2,950

PASSING TOUCHDOWNS

Tony Romo	247
Dak Prescott	213
Troy Aikman	165
Danny White	155
Roger Staubach	153

COMPLETIONS

Troy Aikman	2,898
Tony Romo	2,829
Dak Prescott	2,780
Danny White	1,761
Roger Staubach	1,685

COMPLETION PCT

Dak Prescott	66.8%
Tony Romo	65.3%
Troy Aikman	61.5%
Danny White	59.7%
Roger Staubach	57.0%

★ LEADING THE CHARGE ★

Over the last four seasons, the Cowboys are scoring 26.8 offensive points-per-game when Dak Prescott is under center, third-most in the NFL by any quarterback with 25-or-more starts since 2021:

Offensive Points-Per-Game With Starting Quarterback NFL - 2021-24

QB, Team	GS	PPG
Josh Allen, Buf	65	27.4
Brock Purdy, SF	35	26.8
Dak Prescott, Dal	53	26.8
Lamar Jackson, Bal	55	26.5
Jared Goff, Det	63	26.0

DAK PRESCOTT NOTES, CONT.

★ DAK'S RECORD WHEN... ★

Since taking over as Dallas' starting quarterback in 2016, Dak Prescott has compiled a 76-46 regular season record in 122 career starts, and he is 2-5 in the postseason. Below is a look at Prescott's record under several different circumstances:

	Regular	Post
Playing at home:	43-18	1-3
Playing on the road:	33-28	1-2
Playing indoors:	40-18	1-3
Playing outdoors:	36-27	1-2
Playing against the NFC East:.....	33-8	
Playing against the AFC (non-NFC East): ..	25-22	2-5
Playing against the AFC:	18-16	
Playing on Thursday:.....	11-5	
Playing on Saturday:.....	3-0	1-1
Playing on Sunday:.....	52-37	0-4
Playing on Sunday night.....	13-9	
Playing on Monday night:	5-1	1-0
Playing on artificial turf:	58-30	1-3
Playing on natural grass:	18-16	1-2
Offense totals over 400 yards:	42-14	1-2
Throws for over 300 yards:	18-10	1-2
Throws for 200-299 yards:	44-20	1-3
Attempts 30 passes-or-more	45-38	2-5
Throws only one touchdown:.....	20-11	1-3
Throws more than one touchdown:	48-19	1-2
Completes 65.0%-or-more of his passes:....	56-17	2-1
Averages more than 7.0 yards-per-attempt...	58-15	1-2
Has more than one Big Play (25+) passing ...	41-20	2-2
Throws no interceptions:	51-15	1-1
Throws one interception:	17-16	1-2
Throws more than one interception:	7-16	0-2
Records at least 100.0 passer rating:	53-9	1-1
Commits no turnovers.....	43-11	1-1
Against teams with winning record:	24-24	1-5
Against teams with .500 record:	15-9	
Against teams with losing record:	37-12	1-0
Has between one-five rush attempts	49-37	0-4
Has five-or-more rush attempts	26-9	2-1
Sacked one time-or-less:	41-11	2-2
Sacked more than once:	35-35	0-3
September:	16-12	
October:	18-10	
November:	19-13	
December:	21-8	
January:.....	2-3	2-5

Team-by-team						
Team	W	L	Pct	Team	W	L Pct
Arizona.....	1	2	.333	Minnesota.....	2	1 .667
Atlanta.....	3	2	.600	New England... 2	1	.667
Baltimore.....	1	1	.500	New Orleans... 2	2	.500
Buffalo.....	0	2	.000	N.Y. Giants 13	2	.867
Carolina.....	2	1	.667	N.Y. Jets 1	1	.500
Chicago.....	2	1	.667	Philadelphia.... 9	4	.692
Cincinnati.....	1	0	1.000	Pittsburgh..... 2	0	1.000
Cleveland.....	2	1	.667	San Francisco . 2	2	.500
Denver.....	0	2	.000	Seattle 1	3	.250
Detroit.....	5	1	.833	Tampa Bay..... 2	2	.500
Green Bay.....	1	3	.250	Tennessee..... 1	1	.500
Houston.....	1	1	.500	Washington 11	2	.846
Indianapolis... 1	1	.500				
Jacksonville... 1	1	.500				
Kansas City.... 1	1	.500				
LA Chargers.... 2	1	.667				
LA Rams.....	2	2	.500			
Las Vegas.....	1	1	.500			
Miami.....	1	1	.500			

Postseason		
Green Bay.....	0	2 .000
L.A. Rams.....	0	1 .000
San Francisco .	0	2 .000
Seattle.....	1	0 1.000
Tampa Bay.....	1	0 1.000

★ QB WINS ★

In his ninth season as the Dallas Cowboys quarterback, Dak Prescott has proven to be a winner, as his 76 regular season victories are fourth in team history and rank third among NFL quarterbacks since 2016:

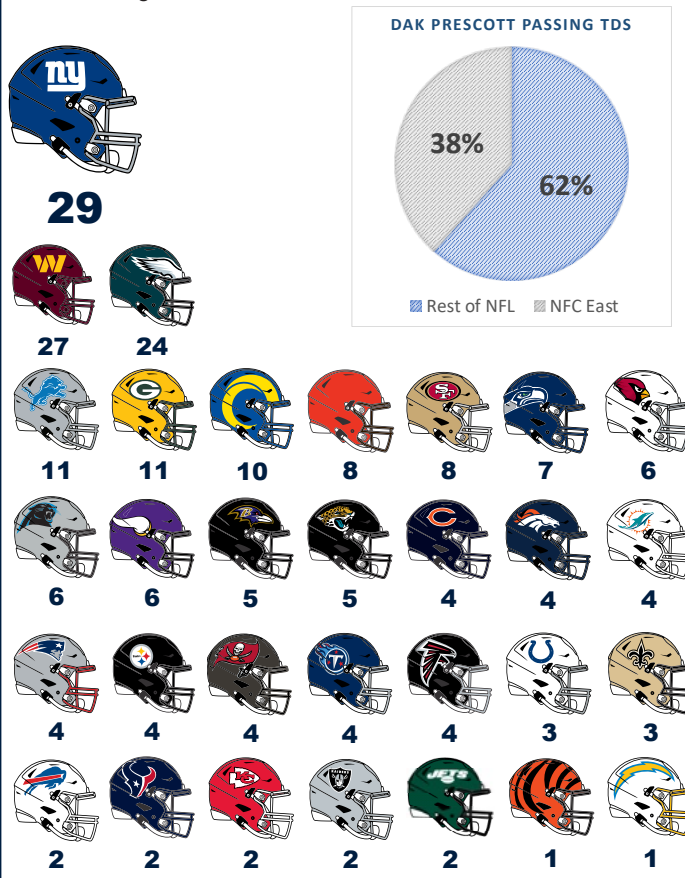
Wins by Starting NFL QB - 2016-24				
Player	W	L	T	Win%
Patrick Mahomes, KC.....	88	23	0	.793
Tom Brady, NE/TB.....	79	31	0	.718
Jared Goff, LAR/Det.....	79	52	1	.602
Dak Prescott, Dal.....	76	46	0	.623
Josh Allen, Buf.....	75	34	0	.581
Russell Wilson, Sea/Den/Pit...	75	57	1	.568

Since 2016, Prescott has the second-most wins against his division among NFL quarterbacks, going 33-8 in games he has started against the NFC East:

Player	Wins	Player	Wins
Patrick Mahomes, KC.....	35	Tom Brady, NE/TB.....	31
Dak Prescott, Dal.....	33	Jared Goff, LAR/Det.....	31

★ PRESCOTT TDs BY TEAM ★

Dak Prescott has thrown a touchdown pass against all 31 NFL teams in the regular season. He is the 30th quarterback in NFL history to throw at least one touchdown pass against 31-or-more opponents. Below is a team-by-team breakdown of his touchdowns through the air:



Prescott has added 14 passing touchdowns in his postseason career. Below is a team-by-team breakdown of his postseason touchdowns through the air:



DAK PRESCOTT NOTES, CONT.

★ QB RATINGS AT 100.0 ★

In 2023 Prescott had 11 games with a 100.0 rating, most in the NFL. In 2024 Prescott has recorded a 100.0 passer rating in two contests. Overall, he has 63 career games with a 100.0 passer rating, second in team history:

100.0 QB Rating Games - Cowboys History

Player	Games	Player	Games
Tony Romo.....	67	Roger Staubach	37
Dak Prescott.....	63	Danny White.....	33
Troy Aikman	44		

Prescott's 63 career games with at least a 100.0 rating from 2016-24 are the second-most 100.0 rating games by a quarterback in his first nine seasons in NFL history:

100.0 QB Rating Games - First Nine Seasons

Player	Games	Seasons
Russell Wilson	74	2012-20
Dak Prescott.....	63	2016-24
Matt Ryan	61	2008-16
Jared Goff	58	2016-24
Patrick Mahomes.....	56	2018-24

★ FOURTH QUARTER WINS ★

Since taking over as the Dallas Cowboys starting quarterback in 2016, Dak Prescott has engineered his share of fourth quarter wins for the club. Included in his 76 regular season wins as a starter are 23 occasions in which he led the team to victory when the club was tied or trailing in the fourth quarter or overtime. Prescott's 23 wins are the second-most by a Dallas signal caller:

4th Quarter/OT Wins - Cowboys

Quarterback	Wins	Quarterback	Wins
Tony Romo.....	24	Roger Staubach.....	13
Dak Prescott.....	23	Danny White	11
Troy Aikman	15		

Below is a look at each of Prescott's 23 games in which the game was tied or the team trailed in the fourth quarter to pull out the win and his fourth quarter/overtime stats:

Date	Opp	Score	Time		Att	Com	Yds	TD	Int	Final Score
			Left	Right						
9/18/16	@Was	20-23	10:35		6	5	56	0	0	27-23
10/30/16	PHI*	23-23	10:00		5	5	66	1	0	29-23
11/13/16	@Pit	29-30	0:42		4	3	28	0	0	35-30
12/1/16	@Min	7-9	14:11		4	2	26	1	0	17-15
12/18/16	TB	20-20	9:35		2	2	10	0	0	26-20
9/25/17	@Ari	14-14	14:45		2	2	41	1	0	28-17
12/10/17	@NYG	10-10	9:29		3	3	77	1	0	30-10
12/17/17	@Oak	17-17	6:30		6	5	82	0	0	20-17
12/31/17	@Phi	0-0	15:00		6	3	54	1	0	6-0
9/30/18	DET	23-24	2:17		11	7	99	0	0	26-24
11/11/18	@Phi	20-20	7:27		4	3	74	0	0	27-20
11/18/18	@Atl	19-19	1:52		6	4	45	0	0	22-19
12/9/18	PHI*	23-23	10:00		5	5	58	1	0	29-23
12/30/18	@NYG	28-32	3:21		9	4	75	1	0	36-35
9/20/20	Atl	24-36	1:49		2	1	24	0	0	40-39
9/19/21	@LAC	17-17	3:49		5	5	45	0	0	20-17
10/17/21	@NE*	29-29	7:53		5	5	71	1	0	35-29
12/11/22	Hou	20-23	3:20		7	6	79	0	0	27-23
12/24/22	Phi	34-34	4:19		5	3	31	0	0	40-34
10/16/23	@LAC	17-17	7:11		6	3	34	0	0	20-17
11/30/23	Sea	30-35	7:04		5	4	35	1	0	41-35
12/30/23	Det	10-13	12:18		5	5	54	1	0	20-19
10/6/24	@Pit	13-17	4:56		7	5	48	1	0	20-17

**italics indicate overtime and are reflected in the stats totals*

Amongst all NFL quarterbacks, Prescott is tied for the fifth-most game-winning drives from 2016-24:

Game-Winning Drives - NFL (2016-24)

Player	Drives	Player	Drives
Derek Carr	30	Russell Wilson	26
Matthew Stafford.....	28	Dak Prescott	23
Kirk Cousins.....	27	Patrick Mahomes.....	23

**Game Winning Drive = Fourth quarter drive that puts team ahead for the final time*

**4th Quarter Comeback = Offense overcomes a deficit to win the game*

★ QB'S MULTIPLE TOUCHDOWNS ★

Dak Prescott had 11 multi-passing touchdown games in 2023, tied with Jordan Love for most in the NFL and tied for second in single-season franchise history:

Multi-Passing Touchdown Games in a Season Cowboys History

Player, Season	Games	Player, Season	Games
Tony Romo, 2007	12	Tony Romo, 2014	11
Dak Prescott, 2023	11	Tony Romo, 2011.....	11
Dak Prescott, 2021	11		

Prescott has four multi-touchdown games in 2024, and his 67 career games with two-or-more touchdown passes rank second in team history behind Tony Romo (79).

Prescott also recorded three-or-more touchdown passes in six games in 2023, most in the NFL. Prescott's 36 career three-touchdown games rank second in franchise history:

Three Passing Touchdown Games - Dallas Cowboys

Player	Games	Player	Games
Tony Romo	40	Roger Staubach	17
Dak Prescott.....	36	Don Meredith.....	14
Danny White	20	Troy Aikman	20

Prescott has thrown four touchdowns in 11 career games, most in franchise history:

Four Passing Touchdown Games - Dallas Cowboys

Player	Games	Player	Games
Dak Prescott.....	11	Don Meredith.....	6
Tony Romo.....	10	Troy Aikman	3
Danny White	8	Craig Morton	2

★ MAN-TO-MAN ★

Over his eight-plus year career, Dak Prescott has been among the league's best against man coverage. Since he was drafted in 2016, Prescott is seventh in the NFL in passer rating against man coverage, per Next Gen Stats (min. 30 games played):

Passer Rating Against Man Coverage - NFL 2016-24 min. 30 games played

QB, Team	Comp	Att	Comp%	TD	INT	Rtng
Jared Goff, LAR/Det	372	603	61.7%	63	3	115.2
Joe Burrow, Cin	374	631	59.3%	78	13	113.8
Brock Purdy, SF	200	330	60.6%	33	8	110.4
Sam Darnold, Min	157	275	57.1%	31	5	109.7
Kirk Cousins, Min/Atl.....	360	622	57.9%	63	7	109.5
Derek Carr, NO	307	528	58.1%	51	10	108.6
Dak Prescott, Dal	328	568	57.7%	63	13	108.2
Tua Tagovailoa, Mia.....	283	474	59.7%	47	7	106.9

★ PRESCOTT TDs BY PLAYER ★

In his ninth pro season, Dak Prescott has thrown 213 touchdown passes - second all-time in team history. Below is his individual touchdown totals:

Player	TDs	Player	TDs
<i>CeeDee Lamb.....</i>	<i>31</i>	Tavon Austin.....	3
Amari Cooper	22	Randall Cobb	3
Michael Gallup	16	Terrance Williams.....	3
Dalton Schultz	15	Noah Brown	2
Dez Bryant	14	Peyton Hendershot	2
Cole Beasley	12	Allen Hurns	2
<i>Ezekiel Elliott.....</i>	<i>11</i>	<i>Luke Schoonmaker.....</i>	<i>2</i>
Jason Witten	11	Malik Turner	2
<i>Brandin Cooks.....</i>	<i>9</i>	Corey Clement.....	1
Blake Jarwin	8	Gavin Escobar.....	1
Cedrick Wilson	7	James Hanna	1
Brice Butler	6	Rod Smith	1
<i>Jake Ferguson</i>	<i>6</i>	Geoff Swaim.....	1
<i>Rico Dowdle</i>	<i>5</i>	Devin Smith.....	1
Tony Pollard	4	Ventell Bryant.....	1
<i>Jalen Tolbert.....</i>	<i>4</i>	Sean McKeon.....	1
<i>KaVontae Turpin.....</i>	<i>4</i>	Terence Steele.....	1

**italics indicate current players*



Career Statistics

496 Receptions
*most by Cowboys player in first five seasons

6,339 Receiving Yards
*most by Cowboys player in first five seasons

12 Games with 10+ Receptions
*most in Cowboys history

★ NO SILENCING THIS LAMB ★

CeeDee Lamb was named first-team All-Pro in 2023 after a breakout season. His 135 receptions and 1,749 receiving yards both set single-season franchise records.

In 2024 Lamb is tied for second in the NFL in receptions (101) and third in receiving yards (1,194):

Receptions - NFL 2024

Player, Team	Rec	Player, Team	Rec
Ja'Marr Chase, Cin.....	108	Malik Nabers, NYG	97
CeeDee Lamb, Dal.....	101	Jaxon Smith-Njigba, Sea ..	93
Amon-Ra St. Brown, Det...	101	Justin Jefferson, Min	92
Brock Bowers, LV	101	Trey McBride, Ari.....	92

Since the start of the 2022 season, Lamb's first as the Cowboys No. 1 receiver, he leads the NFL in receptions (343) and ranks second in receiving yards (4,302) over that span.

Over his four-plus NFL seasons, Lamb has 496 receptions, the second-most catches in a player's first five seasons in NFL history:

Most Receptions in First Five Seasons - NFL History

Player, Team	Seasons	Rec
Michael Thomas, NO.....	2016-20	510
CeeDee Lamb, Dal.....	2020-24	496
Justin Jefferson, Min	2020-24	484
Jarvis Landry, Mia	2014-18	481
Cooper Kupp, LAR	2017-21	433

★ ON THE LAMB ★

CeeDee Lamb quickly rose to the No. 1 receiver spot for the Dallas Cowboys. Lamb had eight 100-yard performances in 2023, a single-season career-high, and has three 100-yard games in 2024.

Lamb has 21 career games with at least 100 receiving yards, tied with Jason Witten for fourth in Cowboys history:

100-Yard Receiving Games - Cowboys History

Player	100-Yd Gms	Player	100-Yd Gms
Michael Irvin	47	Jason Witten.....	21
Tony Hill.....	26	Drew Pearson.....	19
Bob Hayes.....	22	Dez Bryant.....	18
CeeDee Lamb.....	21		

Below are all 21 of Lamb's 100-yard performances:

CeeDee Lamb Career 100-Yard Rec Games

Opp, Date	Rec Yds	Opp, Date	Rec Yds
vs. Det, 12/30/23	227	at Mia, 12/24/23	118
at Phi, 11/5/23	191	at LAC, 10/16/23	117
vs. LAR, 10/29/23	158	at Car, 12/15/24.....	116
vs. NYG, 11/12/23	151	vs. Sea, 11/30/23	116
at GB, 11/13/22	150	at Min, 10/31/21	112
at NE, 10/17/21	149	vs. Atl, 9/20/20	106
at SF, 10/27/24.....	146	vs. NYG, 11/24/22	106
vs. NYJ, 9/17/23	143	vs. TB, 12/22/24.....	105
at Jax, 12/18/22.....	126	at TB, 9/9/21	104
vs. NYG, 10/11/20	124	at Ten, 12/29/22	100
vs. Phi, 12/24/22.....	120		

★ CLIMBING THE CHARTS ★

CeeDee Lamb has established himself as one of the best receivers in the league, as he ranks among the top pass catchers in every main receiving statistic:

NFL Leaders - 2024

Receptions

1. Ja'Marr Chase (108)
2. **CeeDee Lamb (101)**
- Amon-Ra St. Brown (101)
- Brock Bowers (101)
5. Malik Nabers (97)

Receiving Yards

1. Ja'Marr Chase (1,510)
2. Justin Jefferson (1,387)
3. **CeeDee Lamb (1,194)**
4. Amon-Ra St. Brown (1,126)
5. Jaxon Smith-Njigba (1,089)

Targets

1. Malik Nabers (154)
2. **CeeDee Lamb (152)**
3. Ja'Marr Chase (146)
4. Garrett Wilson (141)
5. Brock Bowers (137)

YAC (WRs + TEs)

1. Ja'Marr Chase (720)
2. Brock Bowers (560)
3. **CeeDee Lamb (548)**
4. Brian Thomas Jr. (500)
5. DJ Moore (476)

★ RACKING UP YARDS ★

CeeDee Lamb ranks third in the NFL with 1,194 receiving yards. Lamb has reached the 1,000-yard mark in four of his first five seasons in the NFL, the only player in franchise history to do so. He also joined Michael Irvin as the only players in Cowboys history with at least four consecutive 1,000-yard seasons:

Most Consecutive Seasons with 1,000 Receiving Yards Cowboys History

Player	Consec. Seasons
Michael Irvin	5 (1991-96)
CeeDee Lamb.....	4 (2021-24)
Dez Bryant.....	3 (2012-14)
Terrell Owens.....	3 (2006-08)

Lamb's 6,339 receiving yards are fifth in a player's first five seasons in NFL history:

Most Receiving Yards in First Five Seasons - NFL History

Player	Rec Yds	Player	Rec Yds
Justin Jefferson	7,286	Julio Jones	6,201
Torry Holt.....	6,784	A.J. Green.....	6,171
Randy Moss	6,743	Mike Evans.....	6,103
Jerry Rice.....	6,364	Larry Fitzgerald	5,975
CeeDee Lamb.....	6,339	Michael Thomas.....	5,950

100

CeeDee Lamb has 101 receptions in 2024, his third season with 100-plus catches. Lamb is just the third player in NFL history with 100 receptions in three of his first five seasons, joining Michael Thomas and Brandon Marshall.

CEEDEE LAMB NOTES, CONT.

★ LAMB CHOP ★

CeeDee Lamb has also racked up yards in his career. Lamb led all wide receivers in 2023 with 1,862 scrimmage yards, tied for the fifth-most in a season by any NFL wide receiver. In 2024 he ranks third among NFL wide receivers with 1,264 yards from scrimmage:

Scrimmage Yards Leaders - NFL WRs 2024

Player, Team	Rush Yds	Rec Yds	Scrm Yds
Ja'Marr Chase, Cin.....	32	1,510	1,542
Justin Jefferson, Min.....	3	1,387	1,390
CeeDee Lamb, Dal.....	70	1,264	1,264
Amon-Ra St. Brown, Det.....	6	1,132	1,132
Brian Thomas Jr, Jax.....	30	1,088	1,118

Lamb has 6,727 career scrimmage yards, the fourth-most scrimmage yards by an NFL wide receiver in the first five seasons of a career:

Most Scrimmage Yards in First Five Seasons NFL Wide Receivers

Player	Yds	Player	Yds
Justin Jefferson.....	7,317	Julio Jones.....	6,295
Randy Moss.....	6,884	A.J. Green.....	6,264
Torry Holt.....	6,839	Mike Evans.....	6,103
CeeDee Lamb.....	6,727	Calvin Johnson.....	6,039
Jerry Rice.....	6,653	Larry Fitzgerald.....	6,030

Lamb has recorded at least 100 scrimmage yards in five games in 2024. In his career, Lamb has 26 games with 100-plus scrimmage yards, tied for second among Cowboys wide receivers:

Games 100-Plus Scrimmage Yards - Cowboys WRs All-Time

Player	Games	Player	Games
Michael Irvin.....	47	Bob Hayes.....	24
CeeDee Lamb.....	26	Drew Pearson.....	18
Tony Hill.....	26	Dez Bryant.....	18

Lamb is the fifth wide receiver in NFL history to record at least 1,000 scrimmage yards in each of his first five seasons, joining Mike Evans, A.J. Green, Justin Jefferson and Randy Moss.

★ YAC ATTACK ★

CeeDee Lamb has a dynamic ability to make defenders miss after the catch. Lamb led the NFL with 680 yards after the catch in 2023, and he currently ranks third among wide receivers and tight ends with 548 yards after catch in 2024:

Yards After Catch in 2024 - NFL WRs and TEs

Player, Team	YAC	Player, Team	YAC
Ja'Marr Chase, Cin.....	720	DJ Moore, Chi.....	476
Brock Bowers, LV.....	560	Jonnu Smith, Bal.....	473
CeeDee Lamb, Dal.....	548	George Kittle, SF.....	465
Brian Thomas Jr., Jax....	500	Puka Nacua, LAR.....	459

★ STARTING OFF HOT ★

Dallas has made an effort to target CeeDee Lamb early in games in 2024. Lamb leads the NFL in first half receptions (71) and receiving yards (877) in 2024, and his 147 first half receptions since the start of 2023 lead the league by a wide margin:

1st Half Reception Leaders - NFL 2023-24

Player, Team	1H Rec	Player, Team	1H Rec
CeeDee Lamb, Dal.....	147	Travis Kelce, KC.....	111
Amon-Ra St. Brown, Det...	122	Tyreek Hill, Mia.....	108
Ja'Marr Chase, Cin.....	112	A.J. Brown, Phi.....	99

★ 10-PIECE ★

CeeDee Lamb reeled in at least 10 receptions seven times in 2023, most in the NFL and a single-season franchise record. Lamb has two games with 10-plus catches in 2024, and in his career he has 12 games with 10-plus catches, the most in franchise history:

Games with 10-Plus Receptions - Cowboys History

Player	Games	Player	Games
CeeDee Lamb.....	12	Amari Cooper.....	6
Jason Witten.....	11	Miles Austin.....	5
Michael Irvin.....	7	Dez Bryant.....	4

Lamb did not record 10 receptions in a game until 2022. Since 2022, he leads the NFL in games with 10-or-more receptions:

Games with 10-Plus Receptions - NFL 2022-24

Player	Games	Player	Games
CeeDee Lamb, Dal.....	12	Tyreek Hill, Mia.....	8
Ja'Marr Chase, Cin.....	9	Amon-Ra St. Brown, Det...	8
Justin Jefferson, Min.....	9		

With two double-digit games in 2024, Lamb has 12 career contests with 10-or-more catches, tied for the second-most 10-catch games in an NFL player's first five seasons:

Games with Double-Digit Catches in First Five Seasons NFL History

Player	Games	Player	Games
Michael Thomas, NO.....	18	Ja'Marr Chase, Cin.....	10
CeeDee Lamb, Dal.....	12	Justin Jefferson, Min.....	10
Brandon Marshall, Den...	12	Julio Jones, Atl.....	10
Christian McCaffrey, Car...	11		

Below are Lamb's 12 career games with 10-plus receptions:

CeeDee Lamb Games with 10-Plus Receptions

Opp/Date	Rec.	Yds
Det, 12/30/23.....	13	227
@SF, 10/27/24.....	13	146
@Was, 1/7/24.....	13	98
LAR, 10/29/23.....	12	158
Sea, 11/30/23.....	12	116
@Phi, 11/5/23.....	11	191
NYG, 11/12/23.....	11	151
NYJ, 9/17/23.....	11	143
@GB, 11/13/22.....	11	150
@Ten, 12/29/22.....	11	100
Phi, 12/24/22.....	10	120
@Was, 11/24/24.....	10	67

★ CEEDEE'S BIG PLAYS ★

CeeDee Lamb is no stranger when it comes to big plays. Since 2022, Lamb has reeled in 69 receptions of 20-plus yards, second in the NFL over that span:

20-Plus Yard Reception Leaders - NFL 2022-24

Player	20-Yd Rec	Player	20-Yd Rec
Justin Jefferson, Min.....	80	A.J. Brown, Phi.....	60
CeeDee Lamb, Dal.....	69	George Pickens, Pit....	55
Tyreek Hill, Mia.....	66	Mike Evans, TB.....	53

Lamb has 16 receptions of 20-or-more yards in 2024, tied for seventh in the NFL this season.

★ SLOT VS. OUT WIDE ★

CeeDee Lamb has been a versatile weapon through five-plus NFL seasons. Head Coach Mike McCarthy moves Lamb all over the field, seeing time in both the slot and on the outside.

CeeDee Lamb - Slot vs. Outside 2024

Slot	Outside
Targets: 67	Targets: 77
Receptions: 41	Receptions: 53
Receiving Yards: 428	Receiving Yards: 661
TD: 2	TD: 4

RICO DOWDLE NOTES



2024 Statistics

190 Rushes
*19th among NFL running backs

903 Rushing Yards
*18th among NFL running backs

4.75 Yards-Per-Carry
*15th among NFL running backs

★ DOWDLING AROUND ★

Prior to Dallas' Week 7 bye, Cowboys running back Rico Dowdle was averaging 9.8 carries-per-game. After missing the Week 8 San Francisco game due to illness, Dowdle returned against Atlanta in Week 9 and had 12 carries for 75 yards (6.3 avg.).

Dowdle's game in Atlanta was his first in a seven-game stretch as Dallas' lead back. In the last eight games, Dowdle has received 131 carries and tallied 657 yards on the ground, the fifth-most rushing yards in the NFL since Week 9:

Rushing Yards - NFL Weeks 9-16

Player, Team	Yds	Player, Team	Yds
Saquon Barkley, Phi.....	1,072	Jonathan Taylor, Ind.....	675
Kyren Williams, LAR.....	710	Rico Dowdle, Dal.....	657
Derrick Henry, Bal.....	690	Bijan Robinson, Atl.....	650

Below are Dowdle's rushing statistics - and NFL ranks - since Week 9:

Rico Dowdle Rushing Stats - 2024

Weeks 1-8 (NFL Rank)		Weeks 9-16 (NFL Rank)
59 (39t)	Rush Attempts	131 (t-7)
246 (41)	Rushing Yards	657 (5)
4.2 (N/A)	Yards-Per-Carry	5.02 (6)
112 (41)	Yards After Contact	230 (2)
5 (51t)	10+ Yard Runs	18 (4)

★ BIG PLAY RUN PERCENTAGE ★

Although Rico Dowdle is tied for 17th among running backs with 23 big-play runs (10-plus yards), the Cowboys running back has produced big plays at a rate of 12.1%, ninth among NFL running backs in 2024 with at least 150 carries:

Big Play Run Percentage (10+ Yards) - NFL RBs min. 150- carries

Player, Team	Rush Att	10+ Runs	10+%
Jahmyr Gibbs, Det.....	209	34	16.3%
J.K. Dobbins, LAC.....	158	24	15.2%
Jordan Mason, SF.....	153	23	15.0%
James Conner, Ari.....	232	34	14.7%
Derrick Henry, Bal.....	278	38	13.7%
Saquon Barkley, Phi.....	314	42	13.4%
Bucky Irving, TB.....	168	21	12.5%
Tony Pollard, Ten.....	238	29	12.2%
Rico Dowdle, Dal.....	190	23	12.1%

★ RICO'S RUN STYLE ★

Rico Dowdle has punished opposing defenses after initial contact with his physical run style. Since Dowdle started receiving a majority of the carries in Week 9 at Atlanta, he ranks second in the NFL with 494 yards after contact, trailing only Philadelphia's Saquon Barkley, per PFF:

Rushing Yards After Contact - Weeks 9-16, PFF

Player, Team	YAC	Player, Team	YAC
Saquon Barkley, Phi.....	566	Derrick Henry, Bal.....	449
Rico Dowdle, Dal.....	494	Josh Jacobs, GB.....	440
Kyren Williams, LAR.....	472	Bijan Robinson, Atl.....	438
Chuba Hubbard, Car.....	452	Chase Brown, Cin.....	420

★ KEEP IT 100 ★

Rico Dowdle tallied 25 carries for a career-high 149 rushing yards at Carolina (12/15) in Week 15, the most rushing yards by a Cowboy since Ezekiel Elliott in 2018 (151 at Philadelphia).

Dowdle ran for 100-plus yards in three consecutive games, and He is one-of-four players in 2024 with at least three consecutive 100-yard rushing games:

Most Consecutive 100-Yard Rushing Games - NFL 2024

Player, Team	Gms	Player, Team	Gms
Saquon Barkley, Phi.....	4	Saquon Barkley, Phi.....	3
Joe Mixon, Hou.....	4	Najee Harris, Pit.....	3
Rico Dowdle, Dal.....	3		

Dowdle, an undrafted free agent in 2020, became the first undrafted player to rush for 100 yards in three straight games since Arian Foster in 2014. In the last 15 years, Dowdle is one-of-four running backs with three three consecutive 100-yard games:

Most Consecutive 100-Yard Rushing Games Undrafted Players - Since 2010

Player, Season	Gms	Player, Team	Gms
Arian Foster, 2014.....	4	Arian Foster, 2011.....	3
Rico Dowdle, 2024.....	3	Fred Jackson, 2011.....	3
Benjarvus Green-Ellis, 2012...3			

Below are Dowdle's games with at least 100 rushing yards:

Rico Dowdle Career 100-Yard Rushing Games	Opp, Date	Att.	Rush Yds
vs. NYG, 11/28/24.....	22	112	
vs. Cin, 12/9/24.....	18	131	
at Car, 12/15/24.....	25	149	

TREVON DIGGS/DA'RON BLAND NOTES



COWBOYS SECONDARY SINCE 2021

72 Interceptions
*1st in the NFL

84.1 Passer Rating Against
*3rd in the NFL

★ CAN YOU DIGG(S) IT? ★

Trevon Diggs has tallied two interceptions in 2024, bringing his career total to 20. Diggs' 20 interceptions are tied for the second-most by a Cowboys player through the first 58 career games, trailing Everson Walls (25):

Most Interceptions in First 58 Career Games Cowboys History

Player	INT	Player	INT
Everson Walls, 1981-84	26	Charlie Waters, 1970-74	19
Trevon Diggs, 2020-24	20	Da'Ron Bland, 2022-23	14
Michael Downs, 1981-84	20	Two others tied	14

Diggs caught his 20th career interception against Philadelphia (11/10) at 26 years and 51 days old, the second-youngest Cowboy to reach 20 interceptions in his career in franchise history (Everson Walls, 23-264 in 1983).

★ NOT SO BLAND ★

The Dallas Cowboys selected cornerback Da'Ron Bland in the fifth round (167th overall) of the 2022 NFL Draft. As a rookie, Bland filled in as a starter at both nickel corner and outside corner due to injuries. Bland stepped up for the Dallas secondary, tying for second among NFL rookies with five interceptions, and his five picks were the most by a Cowboys rookie since 2002 (Roy Williams and Derek Ross).

Bland was up to the task once again in 2023, as he led the NFL with nine interceptions. He also is tied for the second-most interceptions (14) since entering the league in 2022:

Interceptions - NFL 2022-24

Player	INT	Player	INT
Kerby Joseph, Det.	15	Jessie Bates III, Cin/Atl	14
Da'Ron Bland, Dal	14	Two others tied	11

★ TO THE HOUSE ★

Da'Ron Bland led the NFL with nine interceptions in 2023. Bland returned five of his interceptions for touchdowns, a single-season NFL record and the most all-time in Cowboys history:

Pick-Sixes in a Season - NFL History

Player, Season	INT TD	Player, Season	INT TD
Da'Ron Bland, 2023	5	Ken Houston, 1971	4
Eric Allen, 1993	4	Jim Kearney, 1972	4

Bland also became one-of-five non-offensive players since the NFL merger to record five touchdowns in a season:

Non-Offensive TDs in a Season - NFL History

Player, Season	Def TD	Player, Season	Def TD
Devin Hester, 2007	8	Devin Hester, 2006	5
Da'Ron Bland, 2023	5	Roy Green, 1981	5
J.J. Watt, 2014	5	Ken Houston, 1971	5

★ NO FLY ZONE ★

Since 2021 the Cowboys are second in the league in interceptions (71), while Dallas' secondary has allowed an 84.1 passer rating, the third-lowest mark in the NFL during that span:

Passer Rating Allowed - NFL 2021-24

Team	INT	PsRtingAg
Buffalo Bills	68	80.6
New Orleans Saints	56	82.1
Dallas Cowboys	72	84.1
New England Patriots	59	84.8
San Francisco 49ers	62	86.0

★ DYNAMIC DUO ★

Spurred by his franchise record 11 interceptions in 2021, Diggs leads the league in interceptions (17) and is fifth in pass breakups (49) since 2021. Standing on the opposite side of Diggs is third-year corner Da'Ron Bland, who is tied for the sixth-most interceptions since 2021:

Interceptions - NFL 2021-24

Player, Team	INTs	PBU
Trevon Diggs, Dal	17	49
Justin Simmons, Den/Atl	16	34
Jessie Bates III, Cin/Atl	15	33
Kerby Joseph, Det	15	29
Xavier McKinney, NYG/GB	15	35
Da'Ron Bland, Dal	14	26
Rasul Douglas, GB/Buf	14	45
C.J. Gardner-Johnson, Phi	14	28

★ NEXT MAN UP ★

Due to injuries in the secondary, the Dallas Cowboys have played nine different players at cornerback in 2024. Below are the Cowboys who have lined up at corner and their snap counts:

Dallas Cowboys Cornerback Snap Counts - 2024

Player	Exp	Snaps	Snap%	INT	PBU
Jourdan Lewis	9	752	76.7%	1	7
Trevon Diggs	5	685	69.8%	2	11
Da'Ron Bland	3	314	32.0%	0	4
Amani Oruwariye	5	286	29.2%	1	3
Caelen Carson	R	252	25.7%	0	4
Israel Mukuamu	4	190	19.4%	2	2
Josh Butler	1	160	16.3%	0	5
Andrew Booth	3	61	6.2%	0	0
C.J. Goodwin	9	4	0.4%	0	0

MICAH PARSONS NOTES



BY THE NUMBERS

50.0 Career Sacks
*5th in the NFL since 2021

17 Multi-Sack Games
*T-2nd since 2021



★ THE LION IS ALWAYS HUNGRY ★

Micah Parsons has been a game wrecker for opposing defenses since he was drafted in 2021. Parsons' career sack total is up to 50.0, becoming the sixth player in NFL history to reach 50.0 career sacks in his first four seasons:

Most Sacks Through First Four Seasons - Since 1982

Player/Team	Seasons	Sacks
Reggie White, Phi.....	1985-88	70.0
Derrick Thomas, KC	1989-92	58.0
J.J. Watt, Hou	2011-14	57.0
DeMarcus Ware, Dal	2005-08	53.5
Dwight Freeney, Ind.....	2002-05	51.0
Micah Parsons, Dal.....	2021-24	50.0
T.J. Watt, Pit	2017-20	49.5
Von Miller, Den	2011-14	49.0
Richard Dent, Chi.....	1983-86	49.0
Justin Houston, KC.....	2011-14	48.5

Parsons has four multi-sack games in 2024, tied for the second-most such games on the season, despite missing four contests due to injury:

Most Multi-Sack Games - NFL 2024

Player, Team	Games	Player, Team	Games
Danielle Hunter, Hou	5	Trey Hendrickson, Cin ...	4
Micah Parsons, Dal	4	Kyle Van Noy, Bal.....	4
T.J. Watt, Pit	4		

Parsons has 17 career multi-sack games, tied for the third-most multi-sack games in an NFL player's first four seasons:

Most Multi-Sack Games Through First Four Seasons Since 1982

Player/Team	Multi-Sack Gms	Seasons
Reggie White, Phi.....	23	1985-88
Richard Dent, Chi.....	18	1983-86
Micah Parsons, Dal.....	17	2021-24
Aldon Smith, SF	17	2011-14
J.J. Watt, Hou	17	2011-14
Andre Tippett, NE.....	15	1983-85

Parsons' 17 career multi-sack games are tied with Myles Garrett for the second-most multi-sack contests since he was drafted in 2021, trailing only T.J. Watt (19 games).

★ BEWARE OF THE LION ★

Micah Parsons is explosive off the edge and has tallied 67 pressures in 2024, per NFL Pro. Among defenders with at least 200 pass rush snaps, Parsons is second in the NFL with a 19.4% pressure rate:

Quarterback Pressure Rate - NFL Pro, 2024 min. 200 pass rush snaps

Player	Pressures	Ps Rush	Prsr%
Danielle Hunter, Hou	89	453	19.6%
Micah Parsons, Dal	67	346	19.4%
Myles Garrett, Cle	75	395	19.0%
Trey Hendrickson, Cin.....	81	427	19.0%
Chop Robinson, Mia.....	51	274	18.6%

★ PASS RUSH WIN RATE ★

Micah Parsons is one of the game's top pass rushers, and he led the league in pass rush win rate in 2022 (30.0%) and 2023 (35.3%), which occurs when a defender beats his block in less than 2.5 seconds.

In 2024 Parsons ranks third in the NFL with a pass rush win rate of 23.3%, per NFL's Next Gen Stats:

Pass Rush Win Rate - NFL 2024

Rk	Player, Team	Wins	Plays	PRWR
1.	Danielle Hunter, Hou.....	73	277	26.4%
2.	Trey Hendrickson, Cin	66	266	24.8%
3.	Micah Parsons, Dal.....	45	193	23.3%
4.	Myles Garrett, Cle	52	232	22.5%
5.	Brian Burns, NYG	50	224	22.3%

★ SACK KING ★

Micah Parsons had a career-high 14.0 sacks in 2023 and became the second NFL player since 1982 with at least 12.0 sacks in each of his first three seasons, joining Hall of Famer Reggie White.

Parsons currently leads the Cowboys with 9.5 sacks in 2024. If Parsons can reach 10.0 sacks by the end of 2024, he would become the fifth NFL player in NFL history with double-digit sacks in each of his first four seasons:

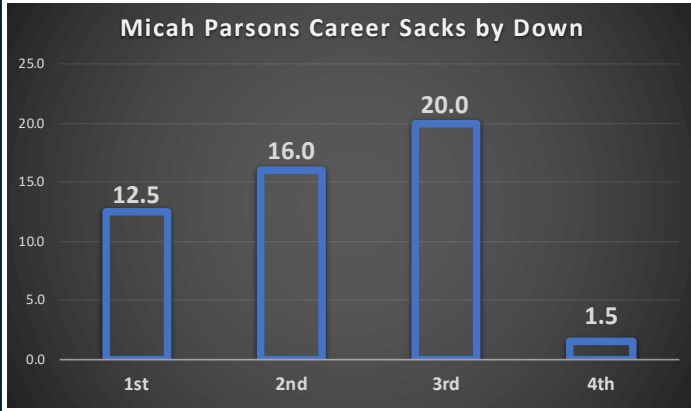
Players with 10.0-Plus Sacks in First Four Seasons NFL History

Player, Team	Seasons
Claude Humphrey, Atl	1968-71
Reggie White, Phi.....	1985-88
Derrick Thomas, KC	1989-92
Dwight Freeney, Ind.....	2002-05

DEFENSIVE NOTES

★ PARSONS SACKS BY DOWN ★

Micah Parsons has recorded 50.0 career sacks in the regular season. Below is a breakdown of his sacks by down:



★ THIRD-AND-I GOT THIS ★

In 2024 under Defensive Coordinator Mike Zimmer, the Cowboys are allowing their opponents to convert 35.2% of third downs, fourth in the NFL:

Opponent Third Down Conversion Percentage - NFL 2024

Team	3DAtt	3DConv.	3DPct
Detroit	164	52	31.7%
Minnesota	193	65	33.7%
Miami	180	63	35.0%
Dallas	179	63	35.2%
Pittsburgh	181	64	35.4%

Below is a breakdown of the Cowboys opponent third down conversions by distance in 2024:

Cowboys Third Down Defense in 2024

3rd & Short (<4 Yds)	3rd & Med (4-6 Yds)	3rd & Long (>6 Yds)	3rd & 10+
30-47 (63.8%)	21-45 (46.7%)	12-87 (13.8%)	5-50 (10.0%)
Rank: 26th	Rank: 20th	Rank: 1st	Rank: 3rd

★ SACK ATTACK ★

Since Micah Parsons returned to Dallas' defense in Week 10, the Dallas Cowboys have notched 28 sacks, most in the NFL over the last seven weeks.

Overall in 2024, the Cowboys have 46 sacks, tied for third in the NFL, despite missing all four of their top defensive ends from Weeks 5-9 (Micah Parsons, DeMarcus Lawrence, Marshawn Kneeland and Sam Williams).

Most Sacks by Team - NFL 2024

Team	Sacks	Team	Sacks
Denver	51	Houston	46
Baltimore	47	Minnesota	44
Dallas	46	Green Bay	43

Dallas has tallied five-or-more sacks in four games in 2024, one-of-six teams in the NFL with at least five sacks in four games, joining Houston, Denver, Arizona, Minnesota and the N.Y. Giants.

Since 2021, Dallas leads the NFL with 15 games with five-or-more sacks:

Most Games with Five-Plus Sacks - NFL 2021-24

Team	Games	Team	Games
Dallas	15	N.Y. Jets	11
Philadelphia	14	LA Chargers	11
Kansas City	13	Minnesota	11

Below are all of Dallas' 2024 sacks broken down by player:

Dallas Cowboys Sack Leaders - 2024

Player	Sacks	Player	Sacks
Micah Parsons	9.5	Linval Joseph	2.0
DeMarvion Overshown	5.0	Marist Liufau	1.5
Carl Lawson	5.0	Josh Butler	1.0
Osa Odighizuwa	4.0	KJ Henry	1.0
Chauncey Golston	4.0	Jourdan Lewis	1.0
Donovan Wilson	3.5	Damone Clark	0.5
Eric Kendricks	3.0	Mazi Smith	0.5
DeMarcus Lawrence	3.0	Tyrus Wheat	0.5

★ HEAVY HITTER ★

Donovan Wilson, known for his physical style of play, has recorded 3.5 sacks in 2024, fourth among NFL defensive backs. Wilson has 12.0 career sacks, the second-most sacks all-time by a Cowboys defensive back:

Most Career Sacks by Cowboys Defensive Back Since 1982

Player	Sacks	Player	Sacks
Bill Bates	18.0	Darren Woodson	11.0
Donovan Wilson	12.0	Jourdan Lewis	9.5
Orlando Scandrick	11.5	Michael Downs	8.0

★ TAKEAWAYS IN BUNCHES ★

The Cowboys led the NFL in takeaways in both 2021 (34) and 2022 (33), becoming the first team to lead the NFL in takeaways in back-to-back seasons since the Pittsburgh Steelers from 1972-74 (three straight seasons).

While Dallas struggled to take the ball away in the first half of the 2024 season, the return of Micah Parsons has sparked a boost in Dallas' takeaway category. Since Week 10, the Cowboys are lead the NFL in takeaways (15):

Takeaways in the NFL - 2024 Weeks 10-15

Team	INT	FR	Takeaways
Dallas	9	6	15
Pittsburgh	6	8	14
Houston	11	3	14
Philadelphia	5	9	14

Since 2021, the Cowboys have generated 114 takeaways, tied most in the NFL over the last four seasons.

★ D-MO'S SHOW ★

Second-year linebacker DeMarvion Overshown, who missed all of his rookie campaign in 2023 with a knee injury, has jumped off the screen with his athleticism and speed.

Overshown ranks second on the Cowboys with 5.0 sacks in 2024, the second-most sacks by a Cowboys player in his first 13 career games since 1982 behind Parsons:

Most Sacks in First 13 Career Games - Cowboys History

Player	Sacks	Player	Sacks
Micah Parsons	10.0	Jimmie Jones	4.5
DeMarvion Overshown	5.0	Six others tied	4.0

Against the N.Y. Giants on Thanksgiving Day, Overshown recorded a pick-six and a fumble recovery, becoming the first Cowboys player since Roy Williams (at Was, 12/2/02) to achieve the feat, and the fifth Cowboy overall:

Cowboys Players with Pick-Six, Fum. Rec. in Same Game

Player	Date, Opp	Pick-Six	FR
DeMarvion Overshown	vs. NYG, 11/28/24	1	1
Roy Williams	at Was, 12/29/02	1	1
Deion Sanders	at NYG, 9/21/98	1	1
Kevin Smith	at NYJ, 12/18/93	1	1
Jim Jeffcoat	vs. NYG, 11/2/87	1	1

SPECIAL TEAMS NOTES

CAREER STATS (NFL Rank since 2023)

72 Field Goals (1st)

90.0% Field Goal Percentage (8th)

293 Kicking Points (1st)



★ BUTTER AUBREY ★

Brandon Aubrey, who spent his collegiate athletic career as a soccer player at Notre Dame, led the NFL in field goals made (36 - franchise record) in his first NFL season. After Aubrey made a game-winning field goal at the LA Chargers in 2023, Dak Prescott called Aubrey "Butter Aubrey" in reference to his historic start and how he played "as smooth as butter."

Aubrey made his first 35 field goal attempts in 2023, an NFL record for field goals made without a miss to start a career.

Aubrey has made 36 field goal attempts in 2024, second-most in the NFL, and tied his own franchise record for most field goals made in a season:

Most Field Goals Made in a Season - Cowboys History

Player, Season	FGM	FGA
Brandon Aubrey, 2023	36	38
Brandon Aubrey, 2024	36	42
Richie Cunningham, 1997	34	37
Greg Zuerlein, 2020	34	41

★ LONG BALL BRANDON ★

Brandon Aubrey has made 14 field goals from 50-plus yards in 2024, most in the NFL and tops in single-season NFL history. Before missing the first 50-plus yarder of his career at the N.Y. Giants (9/26), Aubrey made the most field goals from 50-or-more yards (16) to start a career in NFL history.

Aubrey's 24 makes from 50-plus yards are the second-most 50-yard makes in Cowboys history:

Most 50-Yard Field Goals Made in a Career - Cowboys History

Player, Season	50+ Yd FG	FGA
Dan Bailey, 2011-17	27	40
Brandon Aubrey, 2023-24	24	26
Brett Maher, 2018-22	19	26

Aubrey's 14 makes from 50-plus yards in 2024 are the most in a season in NFL history:

Most 50-Yard Field Goals in a Season - NFL History

Player, Season	50YdFGs	Player	50YdFGs
Brandon Aubrey, 2024 ..14		Jason Sanders, 2024	11
Ka'imi Fairbairn, 2024	13	Daniel Carlson, 2022	11
Chris Boswell, 2024	12		

Against Baltimore (9/22) Aubrey nailed a 65-yard field goal, the longest made field goal in franchise history and the second-longest in NFL history:

Longest Field Goals - NFL History

Player, Team	Opp, Date	FG Length
Justin Tucker, Bal	@Det, 9/26/21	66
Brandon Aubrey, Dal	Bal, 9/22/24	65
Matt Prater, Den	Ten, 12/8/13	64

★ POINT PERSON ★

Along with precision, Brandon Aubrey racked up points thanks to touchdowns from all three phases. Aubrey's 157 kicking points led the league in 2023, set a franchise record and were the most points scored in a player's first season in NFL history. In 2024 Aubrey is third in the league with 136 points scored:

Kicking Points - NFL 2024

Player, Team	Pts	Player, Team	Pts
Chris Boswell, Pit	149	Wil Lutz, Den	125
Ka'imi Fairbairn, Hou	137	Chase McLaughlin, TB	123
Brandon Aubrey, Dal	136	Jason Sanders, Mia	121
Jake Bates, Det	127	Cameron Dicker, LAC	120

Aubrey has 293 career kicking points, most in a player's first two seasons in NFL history:

Points Scored in First Two Seasons - NFL History

Player	FGM	FGA	FG%	PAT	Pts
Brandon Aubrey, 2023-24 ...	72	80	90.0%	77	293
Harrison Butker, 2017-18	62	69	89.9%	93	279
Tyler Bass, 2020-21	56	66	84.8%	108	268

★ ACCURATE AUBREY ★

Brandon Aubrey has made 72-of-80 career field goal attempts in his career. His 72 made field goals are the most in a player's first two seasons in NFL history:

Most Field Goals Made In First Two Seasons - NFL History

Player, Seasons	FGM	FGA
Brandon Aubrey, 2023-24	72	80
Justin Tucker, 2012-13	68	74
Richie Cunningham, 1997-98	63	72
Harrison Butker, 2017-18	62	69

Aubrey's career 90.0 field goal percentage is the third-highest field goal percentage in a player's first two seasons in NFL history:

Field Goal Percentage in First Two Seasons - NFL History

Player	FGM	FGA	FG%
Cameron Dicker, 2022-23	52	55	94.5%
Alex Henery, 2011-12	68	74	91.9%
Brandon Aubrey, 2023-24	72	80	90.0%

60 Brandon Aubrey has made three career field goals from 60-plus yards, the fourth kicker in NFL history with three-or-more field goals from 60-plus yards, joining Brett Maher (4), Matt Prater (3) and Greg Zuerlein (3).

50 Brandon Aubrey made 10 field goals from 50-plus yards in 2023 and currently has 14 from long range in 2024. He is the first player in NFL history to have 10 field goals from 50-plus yards in multiple seasons.

SPECIAL TEAMS NOTES, CONT.

★ RETURN MEN ★

The Dallas Cowboys return team has flourished under the NFL's new kickoff rule in 2024. Dallas has returned 31 kickoffs and is averaging 32.7 yards-per-return, first in the NFL:

Kickoff Return Average Leaders - NFL 2024 min. 10 kick returns

Team	KR	KRYds	Avg.
Dallas	31	1,013	32.7
Detroit	12	385	32.1
N.Y. Jets.....	26	804	30.9

KaVontae Turpin and Juanyeh Thomas both returned kickoffs for a touchdown at Washington (11/24). It was just the third time in the last 15 years - first time in Cowboys history - that a team had two kickoff return touchdowns in the same game:

Multiple Kick Return TDs in Same Game - Since 2010

Team	Game, Date	KRTD
Dallas Cowboys	@WAS, 11/24/24	2
Buffalo Bills	vs. NE, 1/8/23	2
Seattle Seahawks	vs. SD, 9/26/10	2

★ BLOCK PARTY ★

The Cowboys were one-of-three teams in the NFL in 2023 with three blocked kicks, joining Cleveland and Pittsburgh. In 2024 Dallas has blocked one extra point.

Since John "Bones" Fassel arrived as Dallas' special teams coordinator in 2020, the Cowboys 11 blocked kicks are tied for the league lead (punts, field goals and PATs):

Blocked Kicks - NFL 2020-24

Team	BikPAT	BikFG	BikPunt	BikKck
Dallas	3	2	6	11
Pittsburgh	2	4	5	11
Cleveland	2	7	0	9
Minnesota.....	2	4	3	9

★ TURPIN TIME ★

Dallas Cowboys return man/wide receiver KaVontae Turpin has been one of the electric returners in the NFL with the new kickoff rule. Turpin averages 34.4 yards-per-kickoff return in 2024, best in the NFL:

Kickoff Return Average Leaders - NFL 2024 min. 1.25 KR/game

Player, Team	KR	KRYds	Avg.	TD
KaVontae Turpin, Dal	24	826	34.4	1
Austin Ekeler, Was.....	19	594	31.3	0
Eric Gray, NYG	21	554	26.4	0

Turpin's 34.4 kickoff return average currently ranks first in a season in Cowboys history and second since the NFL merger:

Kickoff Return Average Leaders - Since NFL Merger min. 1.25 KR/game

Player, Team	G	KR	KRYds	Avg.	TD
Jim Duncan, Bal 1970	14	20	707	35.4	1
KaVontae Turpin, Dal 2024	14	24	826	34.4	1
Ron Brown, LAR 1985.....	13	28	918	32.8	3

Turpin returned a punt 60 yards for a touchdown in Week One at Cleveland (9/8) before returning a kickoff 99 yards for a touchdown at Washington (11/24). Turpin joined Kevin Williams as the only two players in Cowboys history to record a rushing touchdown, receiving touchdown, punt return touchdown and kick return touchdown in a career.





ROSTERS AND DEPTH CHART

2024 DALLAS COWBOYS UNOFFICIAL DEPTH CHART

(As of December 23, 2024)

OFFENSE

WR	88 CeeDee Lamb	83 Jalen Brooks		
LT	60 <u>Tyler Guyton</u>	71 Chuma Edoga		
LG	73 Tyler Smith	66 T.J. Bass		
C	56 <u>Cooper Beebe</u>	67 Brock Hoffman		
RG	67 Brock Hoffman	66 T.J. Bass		
RT	78 Terence Steele	71 Chuma Edoga	79 Matt Waletzko	
TE	87 Jake Ferguson	86 Luke Schoonmaker	89 <u>Brevyn Spann-Ford</u>	85 Princeton Fant
WR	3 Brandin Cooks	9 KaVontae Turpin		
WR	1 Jalen Tolbert	81 Jonathan Mingo	80 <u>Ryan Flournoy</u>	
QB	10 Cooper Rush	19 Trey Lance		
RB	23 Rico Dowdle	15 Ezekiel Elliott	42 Deuce Vaughn	
FB	40 Hunter Luepke			

DEFENSE

DE	99 Chauncey Golston	94 <u>Marshawn Kneeland</u>	91 Tyrus Wheat	
NT	58 Mazi Smith	93 Linval Joseph		
DT	97 Osa Odighizuwa	92 Carlos Watkins		
DE	11 Micah Parsons	55 Carl Lawson		
LB	35 <u>Marist Liufau</u>			
LB	50 Eric Kendricks	41 Nick Vigil		
LB	18 Damone Clark	57 Buddy Johnson		
CB	27 Amani Oruwariye	25 Andrew Booth		
NCB	2 Jourdan Lewis	24 Israel Mukuamu		
CB	26 DaRon Bland	43 Kemon Hall	29 C.J. Goodwin	
S	6 Donovan Wilson	24 Israel Mukuamu		
S	28 Malik Hooker	30 Juanyeh Thomas		

SPECIALISTS

K	17 Brandon Aubrey			
P	5 Bryan Anger			
LS	44 Trent Sieg			
H	5 Bryan Anger			
KR	9 KaVontae Turpin	30 Juanyeh Thomas	23 Rico Dowdle	
PR	9 KaVontae Turpin	42 Deuce Vaughn		

PRONUNCIATION GUIDE

DaRon Bland	duh-RON	Israel Mukuamu	MOO-kwah-moo
Damone Clark	duh-MONE	Osa Odighizuwa	oh-DIGGY-zoowa
Rico Dowdle	DOWD-ill	Amani Oruwariye	oh-rue-WAR-ee-A
Chuma Edoga	chu-MA ee-doe-GAH	Luke Schoonmaker	SKOON-maker
Ryan Flournoy	fla-NOY	Trent Sieg	SIG
Kemon Hall	key-MON	Mazi Smith	MAH-zee
Linval Joseph	LIN-vahl	Juanyeh Thomas	ONE-yay
Marist Liufau	MARE-ist LEE-oo-FOW	KaVontae Turpin	kuh-VON-tay
Hunter Luepke	LIP-key		

COACHING STAFF

HEAD COACH: Mike McCarthy

ASSISTANTS: Jeff Blasko (Running Game Coordinator/Running Backs), Ramon Chinyoung (Asst. Offensive Line/Quality Control), Greg Ellis (Asst. Defensive Line/Quality Control), John Fassel (Special Teams Coordinator), Ryan Feder (Asst. Quarterbacks/Game Management), Cristian Garcia (Asst. Defensive Backs/Quality Control), Paul Guenther (Def. Run Game Coordinator), Evan Harrington (Offensive Assistant/Minority Fellowship), Al Harris (Asst. Head Coach/Defensive Backs), Chase Haslett (Pass Game Specialist), Cannon Matthews (Safeties), Scott McCurley (Linebackers), Harold Nash (Strength & Conditioning Coordinator), Robert Prince (Pass Game Coordinator/Wide Receivers), Justin Rudd (Coaching Operations Manager/Football Analytics), Brian Schottenheimer (Offensive Coordinator), Steve Shimko (Offensive Assistant/Quality Control), Eric Simonelli (Head Coach Assistant/Quality Control), Cedric Smith (Assistant Strength & Conditioning), Kendall Smith (Assistant Strength & Conditioning), Mike Solari (Offensive Line), Rayna Stewart (Assistant Special Teams), Darian Thompson (Asst. Linebackers/Quality Control), Scott Tolzien (Quarterbacks), Lunda Wells (Tight Ends), Jeff Zgonina (Defensive Line), Mike Zimmer (Defensive Coordinator).

2024 DALLAS COWBOYS ALPHABETICAL ROSTER

NO.	NAME	POS	HT	WT	DOB	EXP	COLLEGE	HOMETOWN
5	Anger, Bryan	P	6-3	214	10/6/1988	13	California	Camarillo, Calif.
17	Aubrey, Brandon	K	6-3	208	3/14/1995	2	Notre Dame	St. Louis, Mo.
66	Bass, T.J.	G	6-4	315	3/31/1999	2	Oregon	Deming, Wash.
56	Beebe, Cooper	G/C	6-3	322	5/19/2001	R	Kansas State	Kansas City, Kansas
26	Bland, DaRon	CB	6-2	202	7/12/1999	3	Fresno State	Modesto, Calif.
25	Booth, Andrew	CB	6-0	200	9/28/2000	3	Clemson	Lawrenceville, Ga.
83	Brooks, Jalen	WR	6-1	203	5/7/2000	2	South Carolina	Harrisburg, N.C.
18	Clark, Damone	LB	6-2	245	6/28/2000	3	Louisiana State	Baton Rouge, La.
3	Cooks, Brandin	WR	5-10	193	9/25/1993	11	Oregon State	Stockton, Calif.
23	Dowdle, Rico	RB	5-11	218	6/14/1998	5	South Carolina	Asheville, N.C.
71	Edoga, Chuma	OL	6-4	315	5/25/1997	6	Southern California	Atlanta, Ga.
15	Elliot, Ezekiel	RB	6-0	226	7/22/1995	9	Ohio State	St. Louis, Mo.
85	Fant, Princeton	TE	6-2	250	3/11/1999	1	Tennessee	Nashville, Tenn.
87	Ferguson, Jake	TE	6-5	252	1/18/1999	3	Wisconsin	Madison, Wisc.
80	Flournoy, Ryan	WR	6-1	202	10/27/1999	R	Southeast Missouri State	Hazelcrest, Ill.
99	Golston, Chauncey	DE	6-5	285	2/10/1998	4	Iowa	Detroit, Mich.
29	Goodwin, C.J.	CB	6-3	195	2/4/1990	9	California (PA)	Wheeling, W.V.
60	Guyton, Tyler	T	6-7	322	6/11/2002	R	Oklahoma	Austin, TX
43	Hall, Kemon	CB	5-11	190	6/2/1997	2	North Texas	Calhoun City, Miss.
67	Hoffman, Brock	C	6-4	315	7/2/1999	2	Virginia Tech	Statesville, N.C.
28	Hooker, Malik	S	6-1	215	4/2/1996	8	Ohio State	New Castle, Pa.
57	Johnson, Buddy	LB	6-2	240	2/27/1999	2	Texas A&M	Dallas, TX
93	Joseph, Linval	NT	6-4	329	10/10/1988	15	East Carolina	Christiansted, U.S. Virgin Islands
50	Kendricks, Eric	LB	6-0	232	2/29/1992	10	UCLA	Fresno, Calif.
94	Kneeland, Marshawn	DE	6-3	267	7/8/2001	R	Western Michigan	Grand Rapids, Mich.
88	Lamb, CeeDee	WR	6-2	197	4/8/1999	5	Oklahoma	Richmond, Texas
19	Lance, Trey	QB	6-4	226	5/9/2000	4	North Dakota State	Marshall, Minn.
55	Lawson, Carl	DE	6-2	265	6/29/1995	8	Auburn	Alpharetta, GA
2	Lewis, Jourdan	CB	5-10	190	8/31/1995	8	Michigan	Detroit Mich.
35	Liufau, Marist	LB	6-2	234	2/9/2001	R	Notre Dame	Kalihi, Hawaii
40	Luepke, Hunter	FB	6-1	245	2/28/2000	2	North Dakota State	Spencer, Wisc.
81	Mingo, Jonathan	WR	6-2	220	4/20/2001	2	Mississippi	Brandon, Miss.
24	Mukuamu, Israel	S	6-4	215	11/28/1999	4	South Carolina	Charlotte, N.C.
97	Odighizuwa, Osa	DT	6-2	294	8/13/1998	4	UCLA	Dayton, Ohio
27	Oruwariye, Amani	CB	6-2	202	2/9/1996	5	Penn State	Tampa, Fla.
11	Parsons, Micah	DE	6-3	250	5/26/1999	4	Penn State	Harrisburg, Pa.
96	Rogers, Justin	DT	6-2	322	9/12/2001	R	Auburn	Detroit, Mich.
10	Rush, Cooper	QB	6-3	224	11/21/1993	7	Central Michigan	Charlotte, Mich.
86	Schoonmaker, Luke	TE	6-5	255	9/28/1998	2	Michigan	Hamden, Conn.
44	Sieg, Trent	LS	6-3	240	5/19/1995	7	Colorado State	Eaton, Colo.
58	Smith, Mazi	DT	6-3	328	6/16/2001	2	Michigan	Grand Rapids, Mich.
73	Smith, Tyler	G/T	6-5	320	4/3/2001	3	Tulsa	Fort Worth, Texas
89	Spann-Ford, Brevyn	TE	6-6	260	12/27/1999	R	Minnesota	St. Cloud, Minn.
78	Steele, Terence	T	6-6	320	6/4/1997	5	Texas Tech	Cibolo, Texas
30	Thomas, Juanyeh	S	6-1	215	6/24/2000	2	Georgia Tech	Niceville, Fla.
1	Tolbert, Jalen	WR	6-1	200	2/27/1999	3	South Alabama	Mobile, Ala.
9	Turpin, KaVontae	WR	5-7	155	8/2/1996	3	TCU	Monroe, La.
42	Vaughn, Deuce	RB	5-5	180	11/2/2001	2	Kansas State	Round Rock, Texas
41	Vigil, Nick	LB	6-2	230	8/20/1993	9	Utah State	Plain City, Utah
79	Waletzko, Matt	T	6-8	320	12/15/1999	3	North Dakota	Cold Spring, Minn.
92	Watkins, Carlos	DT	6-3	305	12/5/1993	8	Clemson	Mooresboro, N.C.
91	Wheat, Tyrus	DE	6-2	263	12/8/1999	2	Mississippi State	Amite, La.
6	Wilson, Donovan	S	6-0	205	2/21/1995	6	Texas A&M	Shreveport, La.
PRACTICE SQUAD								
75	Ball, Josh	T	6-8	320	5/15/1998	4	Marshall	Fredericksburg, Va.
20	Cook, Dalvin	RB	5-10	210	8/10/1995	8	Florida State	Opa-locka, FL
16	Cropper, Jalen	WR	5-11	180	5/3/2001	1	Fresno State	Parlier, Calif.
72	Dalton, Jalen	DT	6-6	300	8/4/1997	4	North Carolina	Clemmons, N.C.
68	Daniels, Braeden	G	6-4	297	8/22/2000	2	Utah	Carrollton, Texas
34	Davis, Malik	RB	5-10	205	11/26/1998	2	Florida	Tamp, Fla.
95	Daxon, Denzel	DT	6-2	304	3/27/1999	R	Illinois	Nassau, Bahamas
37	Delaney, Dee	DB	6-1	193	2/20/1995	4	Miami	Seabrook, SC
16	Grier, Will	QB	6-1	215	4/3/1995	5	West Virginia	Charlotte, N.C.
84	Harmon, Kelvin	WR	6-2	215	12/15/1996	3	North Carolina State	Palmyra, N.J.
47	Harris, Darius	LB	6-2	238	1/17/1996	5	Middle Tennessee	Horn Lake, Miss.
59	Mogensen, Brock	LB	6-2	234	2/9/2001	R	South Dakota	Farmington, Minn.
32	Pride Jr., Troy	CB	5-11	195	1/19/1998	3	Notre Dame	Greer, S.C.
65	Shepley, Dakoda	G	6-4	290	12/27/1994	3	British Columbia	Windsor, Ontario
53	Vilain, Luiji	DE	6-4	250	3/10/1998	3	Wake Forest	Ottawa, Ontario, Canada
13	Williams, Seth	WR	6-4	211	4/10/2000	2	Auburn	Cottontdale, Ala.
RESERVE/INJURED								
14	Bell, Markquese	S	6-2	218	12/31/1999	3	Florida A&M	Bridgeton, N.J.
64	Bostick, Earl	T	6-6	315	12/31/1998	1	Kansas	Barnwell, S.C.
31	Butler, Josh	CB	6-0	186	11/25/1996	1	Michigan State	Mesquite, Texas
21	Carson, Caelen	CB	6-0	193	3/3/2002	R	Wake Forest	Waldorf, Maryland
7	Diggs, Trevon	CB	6-1	204	9/20/1998	5	Alabama	Gaithersburg, Md.
90	Lawrence, DeMarcus	DE	6-3	254	4/28/1992	11	Boise State	Aiken, S.C.
70	Martin, Zack	G	6-4	315	11/20/1990	11	Notre Dame	Indianapolis, Ind.
13	Overshown, DeMarvion	LB	6-3	230	8/13/2000	2	Texas	Arp, Texas
4	Prescott, Dak	QB	6-2	228	7/29/1993	9	Mississippi State	Haughton, La.
76	Richards, Asim	T	6-4	315	10/2/2000	2	North Carolina	Philadelphia, Pa.
81	Stephens, John	TE	6-6	245	9/23/1999	2	Louisiana-Lafayette	Logansport, LA.
62	Thomas, Nate	G/T	6-5	332	8/22/2001	R	Louisiana	New Orleans, La.
54	Williams, Sam	DE	6-4	262	3/31/1999	3	Mississippi	Montgomery, Ala.

2024 DALLAS COWBOYS NUMERICAL ROSTER

NO.	NAME	POS	HT	WT	AGE	EXP	COLLEGE	HOW ACO	GP	GS	DNP	IA
1	Jalen Tolbert	WR	6-1	200	25	3	South Alabama	D3-'22	15	13	0	0
2	Jourdan Lewis	CB	5-10	190	29	8	Michigan	D3-'17	14	11	0	1
3	Brandin Cooks	WR	5-10	193	31	11	Oregon State	T(Hou)-'23	8	7	0	0
5	Bryan Anger	P	6-3	214	36	13	California	FA-'21	15	0	0	0
6	Donovan Wilson	S	6-0	205	29	6	Texas A&M	D6-'19	15	15	0	0
9	KaVontae Turpin	WR	5-7	155	28	3	TCU	UDFA-'22	15	2	0	0
10	Cooper Rush	QB	6-3	224	31	7	Central Michigan	FA-'20	11	7	4	0
11	Micah Parsons	DE	6-3	250	25	4	Penn State	D1-'21	11	11	0	4
15	Ezekiel Elliott	RB	6-0	226	29	9	Ohio State	FA-'24	14	2	0	1
17	Brandon Aubrey	K	6-3	208	29	2	Notre Dame	FA-'23	15	0	0	0
18	Damone Clark	LB	6-2	245	24	3	Louisiana State	D5c-'22	13	2	0	2
19	Trey Lance	QB	6-4	226	24	4	North Dakota State	T(SF)-'23	2	0	5	8
23	Rico Dowdle	RB	5-11	218	26	5	South Carolina	UDFA-'20	14	13	0	1
24	Israel Mukuamu	S	6-4	215	25	4	South Carolina	D6b-'21	15	0	0	0
25	Andrew Booth	CB	6-0	200	24	3	Clemson	T(MIN)-'24	5	1	0	7
26	DaRon Bland	CB	6-2	202	25	3	Fresno State	D5b-'22	5	5	0	3
27	Amani Oruwariye	CB	6-2	202	28	5	Penn State	FA-'24	7	4	0	0
28	Malik Hooker	S	6-1	215	28	8	Ohio State	FA-'21	15	15	0	0
29	C.J. Goodwin	CB	6-3	195	34	9	California (PA)	PS(Cin)-'18	15	0	0	0
30	Juanyeh Thomas	S	6-1	215	24	2	Georgia Tech	UDFA-'22	11	0	0	4
35	Marist Liufau	LB	6-2	234	23	R	Notre Dame	D3b-'24	15	7	0	0
40	Hunter Luepke	FB	6-1	245	24	2	North Dakota State	UDFA-'23	14	3	0	1
41	Nick Vigil	LB	6-2	230	31	9	Utah State	FA-'24	14	1	0	0
42	Deuce Vaughn	RB	5-5	180	23	2	Kansas State	D6b-'23	6	0	1	8
43	Kemon Hall	CB	5-11	190	27	2	North Texas	W(SF)-'24	6	0	0	0
44	Trent Sieg	LS	6-3	240	29	7	Colorado State	FA-'23	15	0	0	0
50	Eric Kendricks	LB	6-0	232	32	10	UCLA	FA-'24	13	13	0	2
55	Carl Lawson	DE	6-2	265	29	8	Auburn	FA-'24	13	3	0	0
56	Cooper Beebe	G/C	6-3	322	23	R	Kansas State	D3a-'24	14	14	0	1
57	Buddy Johnson	LB	6-2	240	25	2	Texas A&M	FA-'23	12	0	0	3
58	Mazi Smith	DT	6-3	328	23	2	Michigan	D1-'23	15	15	0	0
60	Tyler Guyton	T	6-7	322	22	R	Oklahoma	D1-'24	13	10	1	1
66	T.J. Bass	G	6-4	315	25	2	Oregon	UDFA-'23	14	3	0	1
67	Brock Hoffman	C	6-4	315	25	2	Virginia Tech	FA-'22	15	5	0	0
71	Chuma Edogo	OL	6-4	315	27	6	Southern California	UFA(Atl)-'23	4	3	1	0
73	Tyler Smith	G/T	6-5	320	23	3	Tulsa	D1-'22	14	14	0	1
78	Terence Steele	T	6-6	320	27	5	Texas Tech	UDFA-'20	15	15	0	0
79	Matt Waletzko	T	6-8	320	25	3	North Dakota	D5a-'22	6	0	0	9
80	Ryan Flournoy	WR	6-1	202	25	R	Southeast Missouri State	D6-'24	9	1	0	6
81	Jonathan Mingo	WR	6-2	220	23	2	Mississippi	T(Car)-'24	6	1	0	1
83	Jalen Brooks	WR	6-1	203	24	2	South Carolina	D7-'23	12	1	0	3
85	Princeton Fant	TE	6-2	250	25	1	Tennessee	UDFA-'23	7	0	0	0
86	Luke Schoonmaker	TE	6-5	255	26	2	Michigan	D2-'23	15	5	0	0
87	Jake Ferguson	TE	6-5	252	25	3	Wisconsin	D4-'22	12	12	0	3
88	CeeDee Lamb	WR	6-2	197	25	5	Oklahoma	D1-'20	15	15	0	0
89	Brevyn Spann-Ford	TE	6-6	260	24	R	Minnesota	UDFA-'24	15	0	0	0
91	Tyrus Wheat	DE	6-2	263	25	2	Mississippi State	UDFA-'23	8	0	1	6
92	Carlos Watkins	DT	6-3	305	31	8	Clemson	(PS)WAS-'24	13	0	0	0
93	Linval Joseph	NT	6-4	329	36	15	East Carolina	FA-'24	15	0	0	0
94	Marshawn Kneeland	DE	6-3	267	23	R	Western Michigan	D2-'24	9	1	0	1
96	Justin Rogers	DT	6-2	322	23	R	Auburn	PS(Cin)-'24	0	0	0	1
97	Osa Odighizuwa	DT	6-2	294	26	4	UCLA	D3a-'21	15	15	0	0
99	Chauncey Golston	DE	6-5	285	26	4	Iowa	D3b-'21	15	11	0	0
PRACTICE SQUAD												
13	Seth Williams	WR	6-4	211	24	2	Auburn	FA-'24	0	0	0	0
16	Will Grier	QB	6-1	215	29	5	West Virginia	FA-'24	0	0	0	0
16	Jalen Cropper	WR	5-11	180	23	1	Fresno State	UDFA-'23	1	0	0	0
20	Dalvin Cook	RB	5-10	210	29	8	Florida State	FA-'24	2	0	0	0
32	Troy Pride Jr.	CB	5-11	195	26	3	Notre Dame	FA-'24	0	0	0	0
34	Malik Davis	RB	5-10	205	26	2	Florida	UDFA-'22	0	0	0	0
37	Dee Delaney	DB	6-1	193	29	4	Miami	FA-'24	0	0	0	0
47	Darius Harris	LB	6-2	238	28	5	Middle Tennessee	FA-'24	2	0	0	0
53	Luiji Vilain	DE	6-4	250	26	3	Wake Forest	FA-'24	0	0	0	0
59	Brock Mogensen	LB	6-2	234	23	R	South Dakota	UDFA-'24	0	0	0	0
65	Dakoda Shepley	G	6-4	290	29	3	British Columbia	FA-'23	2	0	0	0
68	Braeden Daniels	G	6-4	297	24	2	Utah	FA-'24	0	0	0	0
72	Jalen Dalton	DT	6-6	300	27	4	North Carolina	FA-'24	0	0	0	0
75	Josh Ball	T	6-8	320	26	4	Marshall	D4b-'21	0	0	0	0
84	Kelvin Harmon	WR	6-2	215	28	3	North Carolina State	FA-'24	0	0	0	0
95	Denzel Daxon	DT	6-2	304	25	R	Illinois	UDFA-'24	0	0	0	0
RESERVE/INJURED												
4	Dak Prescott	QB	6-2	228	31	9	Mississippi State	D4b-'16	8	8	0	1
7	Trevon Diggs	CB	6-1	204	26	5	Alabama	D2-'20	11	11	0	3
13	DeMarvion Overshown	LB	6-3	230	24	2	Texas	D3-'23	13	12	0	0
14	Markquese Bell	S	6-2	218	24	3	Florida A&M	UDFA-'22	9	0	0	1
21	Caelen Carson	CB	6-0	193	22	R	Wake Forest	D5-'24	6	5	0	5
31	Josh Butler	CB	6-0	186	28	1	Michigan State	FA-'23	5	3	0	0
54	Sam Williams	DE	6-4	262	25	3	Mississippi	D2-'22	0	0	0	0
62	Nate Thomas	G/T	6-5	332	23	R	Louisiana	D7a-'24	0	0	0	0
64	Earl Bostick	T	6-6	315	25	1	Kansas	UDFA-'23	0	0	0	0
70	Zack Martin	G	6-4	315	34	11	Notre Dame	D1-'14	10	10	0	2
76	Asim Richards	T	6-4	315	24	2	North Carolina	D5-'23	11	1	0	0
81	John Stephens	TE	6-6	245	25	2	Louisiana-Lafayette	UDFA-'23	0	0	0	6
90	DeMarcus Lawrence	DE	6-3	254	32	11	Boise State	D2-'14	4	4	0	0

2024 DALLAS COWBOYS POSITIONAL ROSTER

NO.	NAME	POS.	HT.	WT.	AGE	EXP.	COLLEGE	HOW ACQ.
QUARTERBACKS (2)								
10	Cooper Rush	QB	6-3	224	31	7	Central Michigan	FA-'20
19	Trey Lance	QB	6-4	226	24	4	North Dakota State	T(SF)-'23
RUNNING BACKS (4)								
15	Ezekiel Elliott	RB	6-0	226	29	9	Ohio State	FA-'24
23	Rico Dowdle	RB	5-11	218	26	5	South Carolina	UDFA-'20
40	Hunter Luepke	FB	6-1	245	24	2	North Dakota State	UDFA-'23
42	Deuce Vaughn	RB	5-5	180	23	2	Kansas State	D6b-'23
WIDE RECEIVERS (7)								
1	Jalen Tolbert	WR	6-1	200	25	3	South Alabama	D3-'22
3	Brandin Cooks	WR	5-10	193	31	11	Oregon State	T(Hou)-'23
9	KaVontae Turpin	WR	5-7	155	28	3	TCU	UDFA-'22
80	Ryan Flournoy	WR	6-1	202	25	R	Southeast Missouri State	D6-'24
81	Jonathan Mingo	WR	6-2	220	23	2	Mississippi	T(Car)-'24
83	Jalen Brooks	WR	6-1	203	24	2	South Carolina	D7-'23
88	CeeDee Lamb	WR	6-2	197	25	5	Oklahoma	D1-20
TIGHT ENDS (4)								
85	Princeton Fant	TE	6-2	250	25	1	Tennessee	UDFA-'23
86	Luke Schoonmaker	TE	6-5	255	26	2	Michigan	D2-'23
87	Jake Ferguson	TE	6-5	252	25	3	Wisconsin	D4-'22
89	Brevyn Spann-Ford	TE	6-6	260	24	R	Minnesota	UDFA-'24
OFFENSIVE LINE (8)								
56	Cooper Beebe	G/C	6-3	322	23	R	Kansas State	D3a-'24
60	Tyler Guyton	T	6-7	322	22	R	Oklahoma	D1-'24
66	T.J. Bass	G	6-4	315	25	2	Oregon	UDFA-'23
67	Brock Hoffman	C	6-4	315	25	2	Virginia Tech	FA-'22
71	Chuma Edoga	OL	6-4	315	27	6	Southern California	UFA(Atl)-'23
73	Tyler Smith	G/T	6-5	320	23	3	Tulsa	D1-'22
78	Terence Steele	T	6-6	320	27	5	Texas Tech	UDFA-'20
79	Matt Waletzko	T	6-8	320	25	3	North Dakota	D5a-'22
DEFENSIVE LINE (10)								
11	Micah Parsons	DE	6-3	250	25	4	Penn State	D1-'21
55	Carl Lawson	DE	6-2	265	29	8	Auburn	FA-'24
58	Mazi Smith	DT	6-3	328	23	2	Michigan	D1-'23
91	Tyrus Wheat	DE	6-2	263	25	2	Mississippi State	UDFA-'23
92	Carlos Watkins	DT	6-3	305	31	8	Clemson	(PS)WAS-'24
93	Linval Joseph	NT	6-4	329	36	15	East Carolina	FA-'24
94	Marshawn Kneeland	DE	6-3	267	23	R	Western Michigan	D2-'24
96	Justin Rogers	DT	6-2	322	23	R	Auburn	PS(Cin)-'24
97	Osa Odighizuwa	DT	6-2	294	26	4	UCLA	D3a-'21
99	Chauncey Golston	DE	6-5	285	26	4	Iowa	D3b-'21
LINEBACKERS (5)								
18	Damone Clark	LB	6-2	245	24	3	Louisiana State	D5c-'22
35	Marist Liufau	LB	6-2	234	23	R	Notre Dame	D3b-'24
41	Nick Vigil	LB	6-2	230	31	9	Utah State	FA-'24
50	Eric Kendricks	LB	6-0	232	32	10	UCLA	FA-'24
57	Buddy Johnson	LB	6-2	240	25	2	Texas A&M	FA-'23
DEFENSIVE BACKS (10)								
2	Jourdan Lewis	CB	5-10	190	29	8	Michigan	D3-'17
6	Donovan Wilson	S	6-0	205	29	6	Texas A&M	D6-'19
24	Israel Mukuamu	S	6-4	215	25	4	South Carolina	D6b-'21
25	Andrew Booth	CB	6-0	200	24	3	Clemson	T(MIN)-'24
26	DaRon Bland	CB	6-2	202	25	3	Fresno State	D5b-'22
27	Amani Oruwariye	CB	6-2	202	28	5	Penn State	FA-'24
28	Malik Hooker	S	6-1	215	28	8	Ohio State	FA-'21
29	C.J. Goodwin	CB	6-3	195	34	9	California (PA)	PS(Cin)-'18
30	Juanyeh Thomas	S	6-1	215	24	2	Georgia Tech	UDFA-'22
43	Kemon Hall	CB	5-11	190	27	2	North Texas	W(SF)-'24
SPECIALISTS (3)								
5	Bryan Anger	P	6-3	214	36	13	California	FA-'21
17	Brandon Aubrey	K	6-3	208	29	2	Notre Dame	FA-'23
44	Trent Sieg	LS	6-3	240	29	7	Colorado State	FA-'23

HOW THE COWBOYS WERE BUILT/CONTRACT STATUS

YEAR	DRAFT PICKS (32)	FREE AGENTS (14)	COLLEGE FREE AGENTS (12)	TRADES/WAIVERS (5)	PRACTICE SQUAD (3)
2014	Z. Martin (1st) * D. Lawrence (2nd) *				
2016	E. Elliott (1st) D. Prescott (4th) *				
2017	J. Lewis (3rd)				
2018					C. Goodwin (PS Cin -'18)
2019	D. Wilson (6th)				
2020	C. Lamb (1st) T. Diggs (2nd) *	C. Rush (FA-'20)	R. Dowdle (UDFA-'20) T. Steele (UDFA-'20)		
2021	M. Parsons (1st) O. Odighizuwa (3rd-a) C. Golston (3rd-b) I. Mukuamu (6th-b)	B. Anger (FA-'21) M. Hooker (FA-'21)			
2022	T. Smith (1st) S. Williams (2nd) * J. Tolbert (3rd) J. Ferguson (4th) D. Bland (5th) D. Clark (5th) M. Waletzko (5th)	B. Hoffman (FA-'22)	M. Bell (UDFA-'22) * J. Thomas (UDFA-'22) K. Turpin (UDFA-'22)		
2023	M. Smith (1st) L. Schoonmaker (2nd) D. Overshown (3rd) * A. Richards (5th) * D. Vaughn (6th) J. Brooks (7th)	B. Aubrey (FA-'23) J. Butler (FA-'23) * C. Edoga (UFA Atl -'23) B. Johnson (FA '23) T. Sieg (FA-'23)	T. Bass (UDFA-'23) E. Bostick (UDFA-'23) * P. Fant (UDFA-'23) H. Luepke (UDFA-'23) J. Stephens (UDFA-'23) * T. Wheat (UDFA-'23)	B. Cooks (T Hou -'23) T. Lance (T SF -'23)	
2024	T. Guyton (1st) M. Kneeland (2nd) C. Beebe (3rd-a) M. Liufau (3rd-b) C. Carson (5th) * R. Flournoy (6th) N. Thomas (7th-a) *	L. Joseph (FA-'24) E. Kendricks (FA-'24) C. Lawson (FA-'24) A. Oruwariye (FA-'24) N. Vigil (FA-'24)	B. Spann-Ford (UDFA-'24)	A. Booth (T MIN -'24) K. Hall (W SF -'24) J. Mingo (T Car -'24)	J. Rogers (PS Cin -'24) C. Watkins (PS WAS-'24)

Key: * Reserve/Injured

CONTRACT STATUS					
PLAYER	SIGNED THROUGH	PLAYER	SIGNED THROUGH	PLAYER	SIGNED THROUGH
Bryan Anger	2024	Tyler Guyton	2027	Dak Prescott *	2028
Brandon Aubrey	2025	Kemon Hall	2024	Asim Richards *	2026
T.J. Bass	2025	Brock Hoffman	2024	Justin Rogers	2024
Cooper Beebe	2027	Malik Hooker	2026	Cooper Rush	2024
Markquese Bell *	2024	Buddy Johnson	2025	Luke Schoonmaker	2026
DaRon Bland	2025	Linval Joseph	2024	Trent Sieg	2024
Andrew Booth	2025	Eric Kendricks	2024	Mazi Smith	2026
Earl Bostick *	2025	Marshawn Kneeland	2027	Tyler Smith	2025
Jalen Brooks	2026	CeeDee Lamb	2028	Brevyn Spann-Ford	2024
Josh Butler *	2024	Trey Lance	2024	Terence Steele	2028
Caelen Carson *	2027	DeMarcus Lawrence *	2024	John Stephens *	2025
Damone Clark	2025	Carl Lawson	2024	Juanyeh Thomas	2025
Brandin Cooks	2024	Jourdan Lewis	2024	Nate Thomas *	2027
Trevon Diggs *	2028	Marist Liufau	2027	Jalen Tolbert	2025
Rico Dowdle	2024	Hunter Luepke	2025	KaVontae Turpin	2024
Chuma Edoga	2024	Zack Martin *	2024	Deuce Vaughn	2026
Ezekiel Elliott	2026	Jonathan Mingo	2026	Nick Vigil	2024
Princeton Fant	2024	Israel Mukuamu	2024	Matt Waletzko	2025
Jake Ferguson	2025	Osa Odighizuwa	2024	Carlos Watkins	2024
Ryan Flournoy	2027	Amani Oruwariye	2024	Tyrus Wheat	2024
Chauncey Golston	2024	DeMarvion Overshown *	2026	Sam Williams *	2025
C.J. Goodwin	2024	Micah Parsons	2024	Donovan Wilson	2025

2024 DALLAS COWBOYS CONTRACT ANALYSIS

OFFENSE		2024	2025	2026	2027	2028	2029	2030
QB	Lance, Trey		UFA					
	Prescott, Dak (IR)*						UFA	
	Rush, Cooper		UFA					
RB	Dowdle, Rico		UFA					
	Elliott, Ezekiel		UFA					
	Luepke, Hunter			RFA	UFA			
WR	Vaughn Deuce				UFA			
	Brooks, Jalen				UFA			
	Cooks, Brandin		UFA					
	Flournoy, Ryan					UFA		
	Lamb, CeeDee						UFA	
	Mingo, Jonathan				UFA			
	Tolbert, Jalen			UFA				
TE	Turpin, KaVontae		RFA	UFA				
	Fant, Princeton			ERFA	RFA	UFA		
	Ferguson, Jake			UFA				
	Schoonmaker, Luke				UFA			
	Spann-Ford, Brevyn				RFA	UFA		
OL	Stephens, John (IR)*			RFA	UFA			
	Bass, T.J.			RFA	UFA			
	Beebe, Cooper					UFA		
	Bostick, Earl (IR)*			ERFA	RFA	UFA		
	Edoga, Chuma		UFA					
	Guyton, Tyler					OPTION	UFA	
	Hoffman, Brock		ERFA	RFA	UFA			
	Martin, Zack (IR)*		UFA					
	Richards, Asim (IR)*				UFA			
	Smith, Tyler			OPTION	UFA			
	Steele, Terence						UFA	
	Thomas, Nate (IR)*					UFA		
Waletzko, Matt			UFA					

DEFENSE		2024	2025	2026	2027	2028	2029	2030
DL	Golston, Chauncey		UFA					
	Joseph, Linval		UFA					
	Kneeland, Marshawn					UFA		
	Lawrence, DeMarcus (IR)*		UFA					
	Lawson, Carl		UFA					
	Odighizuwa, Osa		UFA					
	Parsons, Micah		OPTION	UFA				
	Rogers, Justin				ERFA	RFA	UFA	
	Smith, Mazi				OPTION	UFA		
	Watkins, Carlos		UFA					
	Wheat, Tyrus		ERFA	RFA	UFA			
LB	Williams, Sam (IR)*			UFA				
	Clark, Damone			UFA				
	Johnson, Buddy			UFA				
	Kendricks, Eric		UFA					
	Liufau, Marist					UFA		
	Overshown, DeMarvion (IR)*				UFA			
DB	Vigil, Nick		UFA					
	Bell, Markquese (IR)*		RFA	UFA				
	Bland, DaRon			UFA				
	Booth, Andrew		UFA					
	Butler, Josh (IR)*			ERFA	RFA	UFA		
	Carson, Caelen (IR)*					UFA		
	Diggs, Trevon (IR)*						UFA	
	Goodwin, C.J.		UFA					
	Hall, Kemon			UFA				
	Hooker, Malik				UFA			
	Lewis, Jourdan		UFA					
	Mukuamu, Israel		UFA					
	Oruwariye, Amani		UFA					
Thomas, Juanyeh		ERFA	RFA	UFA				
Wilson, Donovan			UFA					

SPECIAL TEAMS		2024	2025	2026	2027	2028	2029	2030
ST	Anger, Bryan		UFA					
	Aubrey, Brandon			RFA	UFA			
	Sieg, Trent		UFA					

- Player is under contract for season
- Player will be an exclusive rights free agent
- Player will be an unrestricted free agent
- Player will be a restricted free agent
- Player has a club option available

*-Reserve/Injured #-Reserve/PUP or NFI &-Reserve/Suspended

WHEN BUILT AND WHEN THEY GOT TO THE COWBOYS

1st Round (10)

[16] Zack Martin (2014)*
 [20] Brandin Cooks (2014-NO)
 [4] Ezekiel Elliott (2016)
 [15] Malik Hooker (2017-IND)
 [17] CeeDee Lamb (2020)
 [3] Trey Lance (2021-SF)
 [12] Micah Parsons (2021)
 [24] Tyler Smith (2022)
 [26] Mazi Smith (2023)
 [29] Tyler Guyton (2024)

2nd Round (10)

[46] Linval Joseph (2010-NYG)
 [34] DeMarcus Lawrence (2014)*
 [45] Eric Kendricks (2015-MIN)
 [41] Dalvin Cook (2017-MIN)^
 [51] Trevon Diggs (2020)*
 [42] Andrew Booth (2022-MIN)
 [56] Sam Williams (2022)*
 [39] Jonathan Mingo (2023-CAR)
 [58] Luke Schoonmaker (2023)
 [56] Marshawn Kneeland (2024)

3rd Round (11)

[70] Bryan Anger (2012-JAX)
 [87] Nick Vigil (2016-CIN)
 [92] Jourdan Lewis (2017)
 [92] Chuma Edoga (2019-NYJ)
 [100] Will Grier (2019-CAR)^
 [75] Osa Odighizuwa (2021)
 [84] Chauncey Golston (2021)
 [88] Jalen Tolbert (2022)
 [90] DeMarvion Overshown (2023)*
 [73] Cooper Beebe (2024)
 [87] Marist Liufau (2024)

4th Round (8)

[135] Dak Prescott (2016)*
 [116] Carl Lawson (2017-CIN)
 [142] Carlos Watkins (2017-HOU)
 [113] Troy Pride Jr. (2020-CAR)^
 [138] Josh Ball (2021)^
 [140] Buddy Johnson (2021-PIT)
 [129] Jake Ferguson (2022)
 [118] Braeden Daniels (2023-WAS)^

5th Round (6)

Amani Oruwariye (2019-DET)
 [155] Matt Waletzko (2022)
 [167] DaRon Bland (2022)
 [176] Damone Clark (2022)
 [169] Asim Richards (2023)*
 [174] Caelen Carson (2024)*

6th Round (6)

[206] Kelvin Harmon (2019-WAS)^
 [213] Donovan Wilson (2019)
 [219] Seth Williams (2021-DEN)^
 [227] Israel Mukuamu (2021)
 [212] Deuce Vaughn (2023)
 [216] Ryan Flournoy (2024)

7th Round (3)

[244] Jalen Brooks (2023)
 [233] Nate Thomas (2024)*
 [244] Justin Rogers (2024)

Undrafted (28)

C.J. Goodwin (2014-PIT)
 Cooper Rush (2017)
 Dee Delaney (2018)^
 Dakoda Shepley (2018)^
 Trent Sieg (2018)
 Jalen Dalton (2019)^
 Kemon Hall (2019)
 Darius Harris (2019)^
 Rico Dowdle (2020)
 Terence Steele (2020)
 Markquese Bell (2022)*
 Malik Davis (2022)^
 Brock Hoffman (2022)
 Juanyeh Thomas (2022)
 KaVontae Turpin (2022)
 Luiji Vilain (2022)^
 Brandon Aubrey (2023)
 T.J. Bass (2023)
 Earl Bostick (2023)*
 Josh Butler (2023)*
 Jalen Cropper (2023)^
 Princeton Fant (2023)
 Hunter Luepke (2023)
 John Stephens (2023)*
 Tyrus Wheat (2023)
 Denzel Daxon (2024)^
 Brock Mogensen (2024)^
 Brevyn Spann-Ford (2024)

Key: * Reserve/Injured, ^ Practice Squad

WHEN THEY GOT TO THE COWBOYS

2014 (2)

Zack Martin, Round 1*
 DeMarcus Lawrence, Round 2*

2016 (2)

Ezekiel Elliott, Round 1
 Dak Prescott, Round 4*

2017 (1)

Jourdan Lewis, Round 3

2018 (1)

C.J. Goodwin, Practice Squad (CIN)

2019 (1)

Donovan Wilson, Round 6

2020 (5)

CeeDee Lamb, Round 1
 Trevon Diggs, Round 2*
 Rico Dowdle, UDFA
 Cooper Rush, FA
 Terence Steele, UDFA

2021 (7)

Micah Parsons, Round 1
 Chauncey Golston, Round 3
 Osa Odighizuwa, Round 3
 Josh Ball, Round 4^
 Israel Mukuamu, Round 6
 Bryan Anger, FA
 Malik Hooker, FA

2022 (12)

Tyler Smith, Round 1
 Sam Williams, Round 2*
 Jalen Tolbert, Round 3
 Jake Ferguson, Round 4
 DaRon Bland, Round 5
 Damone Clark, Round 5
 Matt Waletzko, Round 5
 Markquese Bell, UDFA*
 Malik Davis, UDFA^
 Brock Hoffman, FA
 Juanyeh Thomas, UDFA
 KaVontae Turpin, UDFA

2023 (21)

Mazi Smith, Round 1
 Luke Schoonmaker, Round 2
 DeMarvion Overshown, Round 3*
 Asim Richards, Round 5*
 Deuce Vaughn, Round 6
 Jalen Brooks, Round 7
 Brandon Aubrey, FA
 T.J. Bass, UDFA
 Earl Bostick, UDFA*
 Josh Butler, FA*
 Brandin Cooks, Trades (HOU)
 Jalen Cropper, UDFA^
 Chuma Edoga, UFA (ATL)
 Princeton Fant, UDFA
 Buddy Johnson, FA
 Trey Lance, Trades (SF)
 Hunter Luepke, UDFA
 Dakoda Shepley, FA^
 Trent Sieg, FA
 John Stephens, UDFA*
 Tyrus Wheat, UDFA

2024 (30)

Tyler Guyton, Round 1
 Marshawn Kneeland, Round 2
 Cooper Beebe, Round 3
 Marist Liufau, Round 3
 Caelen Carson, Round 5*
 Ryan Flournoy, Round 6
 Nate Thomas, Round 7*
 Andrew Booth, Trades (MIN)
 Dalvin Cook, FA^
 Jalen Dalton, FA^
 Braeden Daniels, FA^
 Denzel Daxon, UDFA^
 Dee Delaney, FA^
 Will Grier, FA^
 Kemon Hall, Waivers (SF)
 Kelvin Harmon, FA^
 Darius Harris, FA^
 Linval Joseph, FA
 Eric Kendricks, FA
 Carl Lawson, FA
 Jonathan Mingo, Trades (CAR)
 Brock Mogensen, UDFA^
 Amani Oruwariye, FA
 Troy Pride Jr., FA^
 Justin Rogers, Practice Squad (CIN)
 Brevyn Spann-Ford, UDFA
 Nick Vigil, FA
 Luiji Vilain, FA^
 Carlos Watkins, Practice Squad (WAS)
 Seth Williams, FA^

2024 TRANSACTIONS BY DATE

- Jan. 15..... Signed **Earl Bostick, Josh Butler, Jalen Cropper, Princeton Fant, Buddy Johnson, Durrell Johnson, Racey McMath** and **Sheldrick Redwine** as Reserve/Future.
- Jan. 16..... Signed **Dakoda Shepley** as Reserve/Future.
- Jan. 17..... Signed **Martavis Bryant, Snoop Conner** and **Malik Davis** as Reserve/Future.
- March 6..... Signed **Carl Davis**.
- March 14... Signed **Jourdan Lewis** and **Trent Sieg**.
- March 15... Signed **C.J. Goodwin** and **Eric Kendricks**.
- March 19... Signed **Rico Dowdle**.
- April 11..... Signed **Chuma Edoga**.
- April 16 Signed **Royce Freeman**.
- April 29 Signed **Damien Wilson**.
- April 30 Signed **Tyron Billy-Johnson**.
- May 8..... Released **Martavis Bryant**.
- May 10..... Signed **Cooper Beebee, Caelen Carson, Corey Crooms, Denzel Daxon, Josh DeBerry, Ryan Flournoy, Tyler Guyton, Alec Holler, Cam Johnson, Emany Johnson, Jason Johnson, Marist Liufau, Brock Mogensen, Nathaniel Peat, Justin Rogers, Brevyn Spann-Ford, Nate Thomas, Byron Vaughns** and **Julius Wood**.
- June 11 Signed **Marshawn Kneeland**.
- June 18..... Signed **Gareon Conley** and **Willie Harvey**.
- July 25 Placed **Trevon Diggs** on Active/PUP.
- July 27 Signed **Deontay Burnett** and **Kelvin Harmon** and released **Gareon Conley**.
- July 28 Acquired **Kemon Hall** off waivers from San Francisco.
- July 30 **Trevon Diggs** passed his physical and was removed from Active/PUP.
- Aug. 1 Signed **Al-Quadin Muhammad** and **Shaka Toney** and waived/injured **Corey Crooms**.
- Aug. 6 Waived **Byron Vaughns**, placed **CeeDee Lamb** on Reserve/Did Not Report, placed **Sam Williams** on Reserve/Injured and signed **Darius Harris, Albert Huggins** and **Nick Vigil**.
- Aug. 9 Traded **Nahshon Wright** to Minnesota for **Andrew Booth**.
- Aug. 14 Waived/Injured **Shaka Toney** and signed **Cohl Cabral**.
- Aug. 15 Released **Carl Davis** and acquired **Jordan Phillips** via trade from the N.Y. Giants.
- Aug. 18 Placed **Earl Bostick** on Reserve/Injured and signed **Carl Lawson**.
- Aug. 20 Released **Sheldrick Redwine**.
- Aug. 26 Waived **Deontay Burnett, Cohl Cabral, Josh DeBerry, Willie Harvey, Alec Holler, Cam Johnson, Jason Johnson, Nathaniel Peat** and **Eric Scott**. Waived/Injured **David Durden, Viliami Fehoko** and **Durrell Johnson**. Released **Tyron Billy-Johnson, Albert Huggins** and **Damien Wilson**. Signed **CeeDee Lamb** to a four-year contract extension.
- Aug. 27 Waived **Josh Ball, Josh Butler, Snoop Conner, Jalen Cropper, Malik Davis, Denzel Daxon, Princeton Fant, Kemon Hall, Kelvin Harmon, Emany Johnson, Racey McMath, Brock Mogensen, Justin Rogers, Julius Wood**. Released **Royce Freeman, Darius Harris, Carl Lawson, Dakoda Shepley** and **Nick Vigil**. Placed **DaRon Bland** on Reserve/Injured - Designated for Return and **Nate Thomas** on Reserve/Injured. Signed **Linval Joseph**. Signed **CeeDee Lamb** to a four-year contract extension and placed him on Reserve/Exempt.
- Aug. 28 Signed **Josh Ball, Josh Butler, Jalen Cropper, Malik Davis, Denzel Daxon, Princeton Fant, Kemon Hall, Darius Harris, Kelvin Harmon, Emany Johnson, Carl Lawson, Brock Mogensen, Dakoda Shepley** and **Nick Vigil** to the practice squad. Released **Al-Quadin Muhammad**.
- Aug. 29 Signed **Dalvin Cook, Amani Oruwariye** and **Phil Hoskins** to the practice squad and placed **Chuma Edoga** on Reserve/Injured.
- Sept. 7 Activated **CeeDee Lamb** from Reserve/Exempt.
- Sept. 9 Signed **Dak Prescott** to a four-year contract extension.
- Sept. 18 Placed **Jordan Phillips** on Reserve/Injured and signed **Carlos Watkins**.
- Oct. 1 Placed **DeMarcus Lawrence** on Reserve/Injured and signed **KJ Henry**.
- Oct. 5 Placed **Brandin Cooks** on Reserve/Injured and signed **Nick Vigil** to the active roster.
- Oct. 9 Placed **Marshawn Kneeland** on Reserve/Injured, signed **Carl Lawson** to the active roster and signed **Luiji Vilain** and **Seth Williams** to the practice squad. Placed **DaRon Bland** on Reserve/Designated to Return.
- Oct. 15..... Released **Phil Hoskins**.
- Oct. 16..... Signed **Jalen Dalton** to practice squad.
- Oct. 27 Placed **John Stephens** on Reserve/Injured and signed **Amani Oruwariye** to the active roster.
- Oct. 30 Placed **Amani Oruwariye** on Reserve/Injured and activated **DaRon Bland** from Reserve/Designated for Return.
- Nov. 5..... Acquired **Jonathan Mingo** in a trade with Carolina and released **Andrew Booth** and **Jordan Phillips**.
- Nov. 7..... Signed **Andrew Booth** to the practice squad.
- Nov. 12..... Signed **Will Grier** to the practice squad and released **Emany Johnson**.
- Nov. 18..... Placed **Dak Prescott** on Reserve/Injured and signed **Josh Butler** to the active roster from the practice squad.
- Nov. 23..... Placed **Markquese Bell** on Reserve/Injured, waived **KJ Henry** and activated **Chuma Edoga** and **Marshawn Kneeland** from Reserve/Designated To Return.
- Nov. 27..... Placed **Caelen Carson** and **Asim Richards** on Reserve/Injured, activated **Brandin Cooks** from Reserve/Designated To Return and signed **Princeton Fant** to the active roster from the practice squad.
- Dec. 4 Signed **Dee Delaney** and **Troy Pride** to the practice squad and placed **Amani Oruwariye** on Reserve/Designated To Return.
- Dec. 9 Placed **Josh Butler** and **Zack Martin** on Reserve/Injured, activated **Amani Oruwariye** from Reserve/Designated To Return and signed **Kemon Hall** to the active roster from the practice squad.
- Dec. 11..... Signed **Braeden Daniels** to the practice squad.
- Dec. 14 Placed **DeMarvion Overshown** on Reserve/Injured.
- Dec. 19 Signed **Justin Rogers** to the active roster.
- Dec. 21 Placed **Trevon Diggs** on Reserve/Injured and signed **Andrew Booth** to the active roster from the practice squad.

2024 TRANSACTIONS BY PLAYER

BALL, Josh - T

8/27..... Waived
8/28..... Signed to practice squad

BEEBE, Cooper - G/C

5/10..... Signed

BELL, Markquese - S

11/23..... Placed on Reserve/Injured

BILLY-JOHNSON, Tyron - WR

4/30..... Signed
8/26..... Released

BLAND, DaRon - CB

8/27..... Placed on Reserve/Injured
10/9..... Placed on Reserve/DTR
10/30..... Activated from Reserve/DTR

BOOTH, Andrew - CB

8/9..... Acquired via trade from Minnesota
11/5..... Released

11/7..... Signed to practice squad

12/21..... Signed to active roster

BOSTICK, Earl - T

1/15..... Signed as a Reserve/Future

8/18..... Placed on Reserve/Injured

BRYANT, Martavis - WR

1/17..... Signed as a Reserve/Future

5/8..... Released

BURNETT, Deontay - WR

7/27..... Signed

8/26..... Waived

BUTLER, Josh - CB

1/15..... Signed as a Reserve/Future

8/27..... Waived

8/28..... Signed to practice squad

11/18..... Signed to active roster

12/9..... Placed on Reserve/Injured

CABRAL, Cohl - C

8/14..... Signed

8/26..... Waived

CARSON, Caelen - CB

5/10..... Signed

11/27..... Placed on Reserve/Injured

CONNER, Snoop - RB

1/17..... Signed as a Reserve/Future

8/27..... Waived

CONLEY, Gareon - CB

6/18..... Signed

7/27..... Released

COOK, Dalvin - RB

8/29..... Signed top practice squad

COOKS, Brandin - WR

10/5..... Placed on Reserve/Injured

11/27..... Activated from Reserve/DTR

CROOMS, Corey - WR

5/10..... Signed

8/1..... Waived/injured

CROPPER, Jalen - WR

1/15..... Signed as a Reserve/Future

8/27..... Waived

8/28..... Signed to practice squad

DALTON, Jalen - DT

10/16..... Signed to practice squad

DANIELS, Braeden - G

12/11..... Signed to practice squad

DAVIS, Carl - DT

3/6..... Signed

8/15..... Released

DAVIS, Malik - RB

1/17..... Signed as a Reserve/Future

8/27..... Waived

8/28..... Signed to practice squad

DAXON, Denzel - DT

5/10..... Signed

8/27..... Waived

8/28..... Signed to practice squad

DeBERRY, Josh- CB

5/10..... Signed

8/26..... Waived

DELANEY, Dee- DB

12/4..... Signed to practice squad

DIGGS, Trevon - CB

7/25..... Placed on Active/PUP

7/30..... Passed physical

12/21..... Placed on Reserve/Injured

DOWDLE, Rico - RB

3/19..... Signed

DURDEN, David - WR

8/26..... Waived/Injured

EDOGA, Chuma - T

4/11..... Signed

8/29..... Placed on Reserve/Injured

11/23..... Activated from Reserve/DTR

FANT, Princeton- TE

1/15..... Signed as a Reserve/Future

8/27..... Waived

8/28..... Signed to practice squad

11/27..... Signed to active roster

FEHOKO, Viliami - DE

8/26..... Waived/Injured

FLOURNOY, Ryan -WR

5/10..... Signed

FREEMAN, Royce - RB

4/16..... Signed

8/27..... Released

GOODWIN, C.J.- CB

3/15..... Signed

GRIER, Will - QB

11/12..... Signed to practice squad

GUYTON, Tyler - T

5/10..... Signed

HALL, Kemon - CB

7/28..... Acquired off waivers

8/27..... Waived

8/28..... Signed to practice squad

12/9..... Signed to active roster

HARRIS, Darius - LB

8/6..... Signed

8/27..... Released

8/28..... Signed to practice squad

HARMON, Kelvin - WR

7/27..... Signed

8/27..... Waived

8/28..... Signed to practice squad

HARVEY, Willie - LB

6/18..... Signed

8/26..... Waived

HENRY, KJ - DE

10/1..... Signed

11/23..... Waived

HOLLER, Alec - TE

5/10..... Signed

8/26..... Waived

HOSKINS, Phil - DT

8/29..... Signed to practice squad

10/15..... Released

HUGGINS, Albert - DT

8/6..... Signed

8/26..... Released

JOHNSON, Buddy - LB

1/15..... Signed as a Reserve/Future

JOHNSON, Cam - WR

5/10..... Signed

8/26..... Waived

JOHNSON, Durrell - DE

1/15..... Signed as a Reserve/Future

8/26..... Waived/Injured

JOHNSON, Emany - S

5/10..... Signed

8/27..... Waived

8/28..... Signed to practice squad

11/12..... Released

JOHNSON, Jason - LB

5/10..... Signed

8/26..... Waived

JOSEPH, Linval - NT

8/27..... Signed

KENDRICKS, Eric- LB

3/15..... Signed

KNEELAND, Marshawn - DE

6/11..... Signed

10/9..... Placed on Reserve/Injured

11/23..... Activated from Reserve/DTR

LAMB, CeeDee - WR

8/6..... Placed on Reserve/DNR

8/27..... Placed on Reserve/Exempt

9/7..... Activated

8/26..... Signed a four-year extension

LAWRENCE, DeMarcus - DE

10/1..... Placed on Reserve/Injured

LAWSON, Carl - DE

8/18..... Signed

8/27..... Released

8/28..... Signed to practice squad

10/9..... Signed to active roster

LEWIS, Jourdan - CB

3/14..... Signed

LIUFAU, Marist - LB

5/10..... Signed

MARTIN, Zack - G

12/9..... Placed on Reserve/Injured

McMATH, Racey - WR

1/15..... Signed as a Reserve/Future

8/27..... Waived

MINGO, Jonathan - WR

11/5..... Acquired via trade with Carolina

MOGENSEN, Brock - LB

5/10..... Signed

8/27..... Waived

8/28..... Signed to practice squad

MUHAMMAD, Al-Quadin - DE

8/1..... Signed

8/28..... Released

ORUWARIYE, Amani - CB

8/29..... Signed to practice squad

10/27..... Signed to active roster

10/30..... Placed on Reserve/Injured

12/4..... Placed on Reserve/DTR

12/9..... Activated from Reserve/DTR

OVERSHOWN, DeMarvion - LB

12/14..... Placed on Reserve/Injured

PEAT, Nathaniel - RB

5/10..... Signed

8/26..... Waived

PHILLIPS, Jordan - DT

8/15..... Acquired via trade from the N.Y. Giants

9/18..... Placed on Reserve/Injured

10/23..... Placed on Reserve/DTR

11/5..... Released

PRESCOTT, Dak - QB

9/9..... Signed a four-year extension

11/18..... Placed on Reserve/Injured

PRIDE, Troy- CB

12/4..... Signed to practice squad

REDWINE, Sheldrick - S

1/15..... Signed as a Reserve/Future

8/20..... Released

RICHARDS, Asim - T

11/27..... Placed on Reserve/Injured

ROGERS, Justin - DT

5/10..... Signed

8/27..... Waived

12/19..... Signed to active roster

SCOTT, Eric - CB

8/26..... Waived

SHEPLEY, Dakoda - G

1/16..... Signed as a Reserve/Future

8/27..... Released

8/28..... Signed to practice squad

SIEG, Trent - LS

3/14..... Signed

2024 TRANSACTIONS BY PLAYER, cont.

SPANN-FORD, Brevyn - TE

5/10..... Signed

STEPHENS, John - TE

10/27..... Placed on Reserve/Injured

THOMAS, Nate - T

5/10..... Signed

8/27..... Placed on Reserve/Injured

TONEY, Shaka - DE

8/1..... Signed

8/14..... Waived/Injured

VAUGHNS, Byron - LB

5/10..... Signed

8/6..... Waived

VIGIL, Nick - LB

8/6..... Signed

8/27..... Released

8/28..... Signed to practice squad

10/5..... Signed to active roster

VILAIN, Luiji - DE

10/9..... Signed to practice squad

WATKINS, Carlos - DT

9/18..... Signed

WILLIAMS, Sam - DE

8/6..... Placed on Reserve/Injured

WILLIAMS, Seth - WR

10/9..... Signed to practice squad

WILSON, Damien - LB

4/29..... Signed

8/26..... Released

WOOD, Julius - S

5/10..... Signed

8/27..... Waived

WRIGHT, Nahshon - CB

8/9..... Traded to Minnesota



TEAM AND INDIVIDUAL STATS

2024 DALLAS COWBOYS STATISTICS

WON 7, LOST 8

9/8	W	33-17	at Cleveland	67,431
9/15	L	19-44	New Orleans	93,691
9/22	L	25-28	Baltimore	93,566
9/26	W	20-15	at N.Y. Giants	80,425
10/6	W	20-17	at Pittsburgh	67,380
10/13	L	9-47	Detroit	93,644
10/27	L	24-30	at San Francisco	71,521
11/3	L	21-27	at Atlanta	72,665
11/10	L	6-34	Philadelphia	93,644
11/18	L	10-34	Houston	93,465
11/24	W	34-26	at Washington	64,955
11/28	W	27-20	N.Y. Giants	92,196
12/9	L	20-27	Cincinnati	92,587
12/15	W	30-14	at Carolina	70,570
12/22	W	26-24	Tampa Bay	93,103

2024 TEAM STATISTICS

	DAL	OPP.
FIRST DOWNS	288	304
Rushing	81	124
Passing	173	158
Penalty	34	22
Third Down-Made/Att	71/197	63/179
Third Down Efficiency	36.0%	35.2%
Fourth Down-Made/Att	9/26	15/23
Fourth Down Efficiency	34.6%	65.2%
TOTAL NET YARDS	4,921	5,394
Avg. Per Game	328.1	359.6
Total Plays	969	930
Avg. Per Play	5.1	5.8
NET YARDS RUSHING	1,428	2,039
Avg. Per Game	95.2	135.9
Total Rushes	360	422
Avg. Per Rush	4.0	4.8
NET YARDS PASSING	3,493	3,355
Avg. Per Game	232.9	223.7
Sacked/Yards Lost	35/207	46/294
Gross Yards	3,700	3,649
Attempts/Completions	574/362	462/315
Pct. of Completion	63.1%	68.2%
Had Intercepted	12	13
PUNTS/AVERAGE	54/48.3	57/46.4
Net Punting Average	41.6	41.0
PUNT RETURN/AVG.	18/10.3	28/10.8
KICKOFF RETURN/AVG.	31/32.7	37/27.0
INTERCEPTION RETURN/AVG.	13/7.5	12/9.9
PENALTIES/YARDS	109/785	123/939
FUMBLES/BALL LOST	27/12	20/8
TOUCHDOWNS	31	47
Rushing	5	23
Passing	22	23
Returns	4	1
EXTRA POINTS/ATTEMPTS	28/28	42/45
TWO POINT CONVERSION/ATT.	1/3	1/2
FIELD GOALS/ATTEMPTS	36/42	26/28
AVG. TIME OF POSSESSION	28:54	31:06

SCORE BY PERIODS

	Q1	Q2	Q3	Q4	OT	PTS
TEAM	52	111	67	94	0	324
OPPONENTS	92	108	94	110	0	404

SCORING

	TD	RU	PA	RT	PAT	FG	2PT	S	PTS
B. Aubrey	0	0	0	0	28/28	36/42	0	0	136
C. Lamb	6	0	6	0	0/0	0/0	1	0	38
J. Tolbert	6	0	6	0	0/0	0/0	0	0	36
R. Dowdle	4	1	3	0	0/0	0/0	0	0	24
K. Turpin	4	0	2	2	0/0	0/0	0	0	24
B. Cooks	3	0	3	0	0/0	0/0	0	0	18
E. Elliott	3	3	0	0	0/0	0/0	0	0	18
J. Brooks	1	0	1	0	0/0	0/0	0	0	6
D. Overshown	1	0	0	1	0/0	0/0	0	0	6
D. Prescott	1	1	0	0	0/0	0/0	0	0	6
L. Schoonmaker	1	0	1	0	0/0	0/0	0	0	6
J. Thomas	1	0	0	1	0/0	0/0	0	0	6
TEAM	31	5	22	4	28/28	36/42	1	0	324
OPPONENTS	47	23	23	1	42/45	26/28	1	0	404

2-Pt Conv: C. Lamb 1, TM 1-3, OPP 1-2

SACKS: M. Parsons 9.5, C. Lawson 5.0, D. Overshown 5.0, O. Odighizuwa 4.0, C. Golston 4.0, D. Wilson 3.5, E. Kendrick 3.0, D. Lawrence 3.0, L. Joseph 2.0, M. Liufau 1.5, J. Butler 1.0, K. Henry 1.0, J. Lewis 1.0, M. Smith 0.5, D. Clark 0.5, T. Wheat 0.5, TM 45.0, OPP 34.0

FUM/LOST: C. Rush 9/3, D. Prescott 4/1, J. Ferguson 3/1, K. Turpin 3/1, R. Dowdle 2/1, T. Guyton 1/1, A. Oruwariye 1/1, R. Flournoy 1/1, E. Elliott 1/1, C. Lamb 1/1, C. Beebe 1/0, TM 27/12, OPP 20/8

	ATT	CMP	YDS	CMP%	YDS/ATT	TD	TD%	INT	INT%	LONG	SACK/LOST	RATING
D. Prescott	286	185	1,978	64.7	6.9	11	3.8	8	2.8	65t	21/112	86.0
C. Rush	280	172	1,697	61.4	6.1	11	3.9	3	1.1	64t	12/88	87.2
T. Lance	6	4	21	66.7	3.5	0	0.0	1	16.7	10	2/7	32.6
B. Anger	2	1	4	50.0	2.0	0	0.0	0	0.0	4	0/0	56.3
TEAM	574	362	3,700	63.1	6.4	22	3.8	12	2.1	65t	35.0/207	85.6
OPPONENTS	462	315	3,649	68.2	7.9	23	5.0	13	2.8	86t	46.0/294	96.7

	NO.	YDS	AVG	LONG	TD
R. Dowdle	190	903	4.8	27	1
E. Elliott	71	224	3.2	11	3
C. Lamb	14	70	5.0	18	0
K. Turpin	13	69	5.3	16	0
D. Prescott	13	54	4.2	22	1
D. Vaughn	11	33	3.0	7	0
H. Luepke	9	23	2.6	6	0
D. Cook	8	20	2.5	4	0
C. Rush	25	16	0.6	9	0
T. Lance	4	14	3.5	11	0
B. Cooks	2	2	1.0	5	0
TEAM	360	1,428	4.0	27	5
OPPONENTS	422	2,039	4.8	45t	23

	NO.	YDS	AVG	LONG	TD
C. Lamb	101	1,194	11.8	65t	6
J. Ferguson	54	464	8.6	27	0
J. Tolbert	42	482	11.5	48	6
R. Dowdle	36	233	6.5	22t	3
K. Turpin	27	351	13.0	64t	2
B. Cooks	19	192	10.1	29	3
L. Schoonmaker	25	225	9.0	24	1
J. Brooks	11	165	15.0	41	1
H. Luepke	11	110	10.0	24	0
E. Elliott	12	69	5.8	15	0
B. Spann-Ford	9	88	9.8	18	0
J. Mingo	2	10	5.0	8	0
R. Flournoy	7	85	12.1	26	0
D. Vaughn	3	18	6.0	8	0
D. Cook	1	10	10.0	10	0
J. Thomas	1	4	4.0	4	0
T. Smith	1	0	0.0	0	0
C. Goodwin	0	0	0.0	0	0
TEAM	362	3,700	10.2	65t	22
OPPONENTS	315	3,651	11.6	86t	23

	NO.	YDS	AVG	LONG	TD
M. Hooker	2	20	10.0	21	0
I. Mukuamu	2	20	10.0	15	0
E. Kendrick	2	15	7.5	8	0
T. Diggs	2	1	0.5	1	0
D. Overshown	1	23	23.0	23t	1
C. Golston	1	18	18.0	18	0
J. Lewis	1	0	0.0	0	0
A. Oruwariye	1	0	0.0	0	0
D. Wilson	1	0	0.0	0	0
TEAM	13	97	7.5	23t	1
OPPONENTS	12	119	9.9	47	0

	NO.	YDS	AVG	NET	TB	IN	LG	B
B. Anger	54	2,609	48.3	41.6	3	21	62	0
TEAM	54	2,609	48.3	41.6	3	21	62	0
OPPONENTS	57	2,643	46.4	41.0	6	21	62	0

	RET	FC	YDS	AVG	LONG	TD
K. Turpin	17	16	186	10.9	60t	1
A. Oruwariye	1	0	0	0.0	0	0
TEAM	18	16	186	10.3	60t	1
OPPONENTS	28	17	303	10.8	31	0

	NO.	YDS	AVG	LONG	TD
K. Turpin	24	826	34.4	99t	1
J. Thomas	7	187	26.7	43t	1
TEAM	31	1,013	32.7	99t	2
OPPONENTS	37	998	27.0	38	0

	1-19	20-29	30-39	40-49	50+
B. Aubrey	0/0	3/3	6/8	13/15	14/16
TEAM	0/0	3/3	6/8	13/15	14/16
OPPONENTS	0/0	4/4	7/7	11/12	4/5

B. Aubrey: (57, 40, 50, 46) (52, 38, 48, 40) (65, 51) (60, 40, 51WR) (55, 33, 38B) (34, 47, 50) (29) (34, 57) (46, 23) (53, 40RU) (35B, 42RU, 46, 48) (23, 33) (35, 47) (52, 70SH, 45, 41) (58, 49, 58, 53)

OPP: (51) (26) (46WL) (52, 41, 38, 22, 42) (41) (40, 48, 33, 33) (50, 44, 41) (39, 38) (33, 29) (41, 51SH, 51) (46, 47) (37, 29) (45)

2024 DALLAS COWBOYS DEFENSIVE STATISTICS

RNK	PLAYER	TKL	AST	TOTAL	SACKS/YDS	TFL/YDS	QBPR	FR	FF	INT/YDS	PD
1.	Kendricks, Eric	62	67	129	3.0/-8	2/-5	5	1	3	2/15	3
2.	Overshown, DeMarvion	55	40	95	5.0/-32	3/-8	16	1	1	1/23	4
3.	Wilson, Donovan	38	50	88	3.5/-26	2/-2	9	1	2	1/0	5
4.	Hooker, Malik	40	31	71		1/-1	1			2/20	4
5.	Lewis, Jourdan	35	31	66	1.0/-10	2/-3	2	1	1	1/0	7
6.	Golston, Chauncey	21	28	49	4.0/-16	1/-4	30	1		1/18	4
7.	Diggs, Trevon	36	8	44			1			2/1	11
8.	Odighizuwa, Osa	21	20	41	4.0/-21	2/-4	49		1		1
9.	Smith, Mazi	20	19	39	0.5/-4	3/-5	3				
10.	Liufau, Marist	17	19	36	1.5/-9	2/-6	11	1	2		3
11.	Parsons, Micah	17	17	34	9.5/-69	1/-4	64		2		1
12.	Bland, DaRon	18	13	31				1	1		4
13.	Oruwariye, Amani	22	7	29		1/-1				1/0	3
14.	Carson, Caelen	24	3	27							4
15.	Clark, Damone	13	12	25	0.5/-4	1/-3					1
16.	Butler, Josh	16	4	20	1.0/0						5
17.	Joseph, Linval	6	12	18	2.0/-20		3		1		
18.	Kneeland, Marshawn	7	9	16		1/-5	11	1			1
19.	Vigil, Nick	7	8	15			1				
20.	Mukuamu, Israel	8	6	14			2			2/20	2
21.	Wheat, Tyrus	6	7	13	0.5/0	1/-1	7				
22.	Lawrence, DeMarcus	4	9	13	3.0/-20	1/-2	8		1		
23.	Watkins, Carlos	3	10	13			2				
24.	Booth, Andrew	7	2	9							
25.	Lawson, Carl	4	3	7	5.0/-39		24		1		
26.	Thomas, Juanyeh	4	2	6					1		1
27.	Bell, Markquese	3	1	4							
28.	Henry, KJ	0	2	2	1.0/-9						
29.	Phillips, Jordan	0	1	1			2				

Ast=Assist, TFL=Tackle for a Loss, QBPR=Pressures, Int=Interception, FR=Fumble Recovery, FF=Forced Fumble, PD=Pass Defense

2024 COWBOYS SPECIAL TEAMS							
RNK	PLAYER	S	A	TOT	FF	FR	BL
1.	Luepke, Hunter	3	9	12			
2.	Goodwin, C.J.	8	1	9	1		
3.	Johnson, Buddy	3	5	8			
4.	Hall, Kemon	6	1	7			
5.	Thomas, Juanyeh	5	2	7	1		
6.	Vigil, Nick	2	4	6			
7.	Brooks, Jalen	3	1	4			
	Clark, Damone	3	1	4			
9.	Liufau, Marist	2	2	4			
	Overshown, DeMarvion	2	2	4			
	Schoonmaker, Luke	2	2	4			
12.	Mukuamu, Israel	3	0	3			
13.	Sieg, Trent	2	1	3			
	Spann-Ford, Brevyn	2	1	3			
15.	Bell, Markquese	2	0	2			
	Flournoy, Ryan	2	0	2			
17.	Anger, Bryan	1	0	1			
	Hoffman, Brock	1	0	1			
	Kneeland, Marshawn	1	0	1			
	Richards, Asim	1	0	1			
21.	Fant, Princeton	0	1	1			
	Wheat, Tyrus	0	1	1			
23.	Golston, Chauncey	0	0	0			1

DEFENSIVE STATS BY RANK							
PRESSURES		SACKS		TACKLES FOR LOSS		INTERCEPTIONS	
PLAYER	NO	PLAYER	NO	PLAYER	NO	PLAYER	NO
1. M. Parsons	64	1. M. Parsons	9.5	1. D. Overshown	3	1. T. Diggs	2
2. O. Odighizuwa	49	2. C. Lawson	5.0	M. Smith	3	M. Hooker	2
3. C. Golston	30	D. Overshown	5.0	3. E. Kendricks	2	E. Kendricks	2
4. C. Lawson	24	4. C. Golston	4.0	J. Lewis	2	I. Mukuamu	2
5. D. Overshown	16	O. Odighizuwa	4.0	M. Liufau	2	5. C. Golston	1

FORCED FUMBLES		FUMBLE RECOVERIES		PASSES DEFENSED	
PLAYER	NO	PLAYER	NO	PLAYER	NO
1. E. Kendricks	3	1. D. Bland	1	1. T. Diggs	11
2. M. Liufau	2	C. Golston	1	2. J. Lewis	7
M. Parsons	2	E. Kendricks	1	3. J. Butler	5
D. Wilson	2	M. Kneeland	1	D. Wilson	5
5. D. Bland	1	J. Lewis	1	5. D. Bland	4

2024 TEAM STATS

COWBOYS

	FIRST DOWNS				TOTAL OFF.			RUSHING			PASSING				INT BY DAL			PUNTS		PUNT RETURNS			KO RETURNS			PEN.	FUM.	SCORING					T.O.P.						
	T	R	Pa	Pe	YDS	PLYS	AVG	YDS	ATT	AVG	YDS	SKYD	ATT	COM	I	NO	YDS	TD	NO	YDS	FC	TD	NO	YDS	TD			NO-YDS	NO/LT	TD	TDr	TDp		TDrt	PAT	2-PT	FG		
9/8 @ Cleveland	15	7	8	0	265	60	4.4	102	25	4.1	163	3 / 16	32	19	0	2	9	0	6	49.0	5	96	0	1	1	34	0	11	-	85	1/0	3	1	1	1	3/3	0/0	4/4	29:06
9/15 NEW ORLEANS	20	5	13	2	353	66	5.3	68	21	3.2	285	3 / 14	42	28	2	1	0	0	1	53.0	0	0	0	0	5	121	0	4	-	26	1/0	1	0	1	0	1/1	0/0	4/4	29:29
9/22 BALTIMORE	26	2	18	6	412	70	5.9	51	16	3.2	361	3 / 18	51	28	0	0	0	0	4	52.3	0	0	2	0	2	58	0	6	-	44	2/1	3	1	2	0	1/1	0/2	2/2	25:15
9/26 @ N.Y. Giants	14	5	9	0	293	51	5.7	80	23	3.5	213	1 / 8	27	22	0	1	0	0	3	55.0	0	0	1	0	0	0	0	11	-	89	1/0	2	0	2	0	2/2	0/0	2/3	24:23
10/6 @ Pittsburgh	25	9	14	2	445	75	5.9	109	31	3.5	336	2 / 16	42	29	2	0	0	0	1	45.0	0	0	2	0	1	38	0	11	-	87	2/1	2	0	2	0	2/2	0/0	2/3	32:29
10/13 DETROIT	16	2	10	4	251	65	3.9	53	17	3.1	198	4 / 26	44	25	3	0	0	0	2	46.5	0	0	0	0	4	194	0	4	-	30	2/2	0	0	0	0	0/0	0/0	3/3	25:17
10/27 @ San Francisco	18	3	13	2	292	59	4.9	56	19	2.9	236	2 / 7	38	25	2	0	0	0	4	48.5	1	13	1	0	5	115	0	6	-	30	2/0	3	1	2	0	3/3	0/0	1/1	26:48
11/3 @ Atlanta	23	9	13	1	378	74	5.1	137	21	6.5	241	3 / 7	50	31	0	0	0	0	3	46.3	3	37	1	0	1	28	0	9	-	55	1/0	2	0	2	0	1/1	1/1	2/2	30:40
11/10 PHILADELPHIA	11	5	4	2	146	56	2.6	97	24	4.0	49	3 / 17	29	17	1	1	0	0	6	50.7	0	0	1	0	2	83	0	5	-	40	4/4	0	0	0	0	0/0	0/0	2/2	25:59
11/18 HOUSTON	24	3	17	4	388	79	4.9	64	18	3.6	358	5 / 34	56	33	1	1	21	0	2	41.0	0	0	2	0	2	56	0	9	-	66	3/1	1	0	1	0	1/1	0/0	1/2	29:23
11/24 @ Washington	19	3	12	4	332	61	5.4	91	28	3.3	241	1 / 6	32	24	0	2	23	0	6	39.7	1	-2	3	0	5	222	2	4	-	20	3/1	4	0	2	2	4/4	0/0	2/4	35:12
11/28 N.Y. GIANTS	21	7	10	4	317	68	4.7	122	32	3.8	195	0 / 0	36	21	0	1	23	1	5	47.2	2	-3	2	0	0	0	0	6	-	48	2/0	3	1	1	1	3/3	0/0	2/2	31:36
12/9 CINCINNATI	17	7	9	1	322	59	5.5	156	25	6.2	166	3 / 17	31	16	1	1	-1	0	4	49.5	2	20	0	0	0	0	0	4	-	36	1/1	2	0	2	0	2/2	0/0	2/2	26:49
12/15 @ Carolina	24	12	11	1	410	70	5.9	211	40	5.3	199	1 / 15	29	18	0	2	22	0	2	56.5	2	5	0	0	3	64	0	14	-	99	2/1	3	0	3	0	3/3	0/0	3/4	33:46
12/22 TAMPA BAY	15	2	12	1	317	56	5.7	31	20	1.6	286	1 / 6	35	26	0	1	0	0	5	49.2	2	20	1	0	0	0	0	5	-	30	0/0	2	1	1	0	2/2	0/0	4/4	27:12
12/29 @ Philadelphia																																							
TBD WASHINGTON																																							
2024 Totals	288	81	173	34	4921	969	5.1	1428	360	4.0	3527	35 / 207	574	362	12	13	97	1	54	- 48.3	18	186	16	1	31	1013	2	109	- 785	27/12	31	5	22	4	28/28	1/3	36/42	28:54	

3rd DOWN EFFICIENCY	9/8 at Cleveland	4/14	28.6%
	9/15 NEW ORLEANS	6/13	46.2%
	9/22 BALTIMORE	7/13	53.8%
	9/26 @ N.Y. Giants	3/10	30.0%
	10/6 @ Pittsburgh	9/15	60.0%

	10/13 DETROIT	3/13	23.1%
	10/27 @ San Francisco	4/12	33.3%
	11/3 @ Atlanta	3/13	23.1%
	11/10 PHILADELPHIA	3/14	21.4%

	11/18 HOUSTON	5/15	33.3%
	11/24 @ Washington	2/11	18.2%
	11/28 N.Y. GIANTS	7/15	46.7%
	12/9 CINCINNATI	4/12	33.3%

	12/15 @ Carolina	6/12	50.0%
	12/22 TAMPA BAY	5/15	33.3%
	12/29 @ Philadelphia		
	TBD WASHINGTON		

SEASON TOTAL	71 / 197	36.0%
---------------------	-----------------	--------------

OPPONENTS

	FIRST DOWNS				TOTAL OFF.			RUSHING			PASSING				INT BY OPP			PUNTS		PUNT RETURNS			KO RETURNS			PEN.	FUM.	SCORING					T.O.P.							
	T	R	Pa	Pe	YDS	PLYS	AVG	YDS	ATT	AVG	YDS	SKYD	ATT	COM	I	NO	YDS	TD	NO	YDS	FC	TD	NO	YDS	TD			NO-YDS	NO/LT	TD	TDr	TDp		TDrt	PAT	2-PT	FG			
9/8 @ Cleveland	15	5	8	2	230	70	3.3	93	19	4.9	137	6 / 32	45	24	2	0	0	0	7	51.0	5	72	0	0	4	97	0	11	-	64	1/0	2	1	1	0	2/2	0/0	1/1	30:54	
9/15 NEW ORLEANS	24	15	8	1	432	56	7.7	190	39	4.9	242	1 / 1	16	11	1	2	47	0	1	49	0	0	1	0	0	0	5	-	40	0/0	6	4	2	0	5/6	0/0	1/1	30:31		
9/22 BALTIMORE	24	16	8	0	456	60	7.6	274	45	6.1	182	0 / 0	15	12	0	0	0	0	4	42.8	2	29	2	0	2	51	0	13	-	105	0/0	4	3	1	0	4/4	0/0	0/1	34:45	
9/26 @ N.Y. Giants	16	4	12	0	303	65	4.7	26	24	1.1	277	1 / 4	40	29	1	0	0	0	1	44.0	1	22	1	0	4	87	0	4	-	35	1/0	0	0	0	0	0/0	0/0	5/5	35:37	
10/6 @ Pittsburgh	17	6	7	4	226	57	4.0	92	26	3.5	134	3 / 16	28	16	0	2	18	0	5	44.4	0	0	1	0	4	101	0	8	-	50	2/1	2	0	2	0	2/2	0/0	1/1	27:31	
10/13 DETROIT	27	12	14	1	492	66	7.5	184	36	5.1	308	3 / 26	27	19	0	3	47	0	0	0	0	1	6	0	0	3	47	0	8	-	63	1/0	5	2	3	0	5/5	0/0	4/4	34:43
10/27 @ San Francisco	19	10	9	0	469	64	7.3	223	36	6.2	246	2 / 14	26	18	0	2	0	0	4	43.0	2	22	2	0	2	59	0	9	-	73	1/0	3	2	1	0	3/3	0/0	3/3	33:12	
11/3 @ Atlanta	17	5	12	0	310	56	5.5	100	30	3.3	210	2 / 12	24	19	0	0	0	0	5	49.0	1	5	1	0	4	95	0	4	-	26	3/1	4	1	3	0	3/4	0/0	0/0	29:20	
11/10 PHILADELPHIA	24	11	9	4	348	65	5.4	187	38	4.9	161	5 / 46	22	15	1	1	0	0	4	52.0	3	43	2	0	3	87	0	7	-	49	1/1	4	2	2	0	4/4	0/0	2/2	34:01	
11/18 HOUSTON	21	6	13	2	391	60	6.5	141	25	5.6	250	1 / 7	34	23	1	1	7	0	4	52.5	0	0	2	0	2	26	0	9	-	69	0/0	4	3	0	1	4/4	0/0	2/2	30:37	
11/24 @ Washington	19	8	11	0	411	67	6.1	145	25	5.8	266	4 / 8	38	25	2	0	0	0	6	41.2	1	19	3	0	3	101	0	8	-	78	2/1	3	1	2	0	0/2	1/1	2/3	24:48	
11/28 N.Y. GIANTS	17	7	8	2	247	59	4.2	116	21	5.5	131	6 / 47	32	21	1	0	0	0	5	45.6	2	29	1	0	1	36	0	13	-	98	2/1	2	2	0	0	2/2	0/0	2/2	28:24	
12/9 CINCINNATI	23	4	18	1	433	65	6.7	74	19	3.9	359	2 / 10	44	33	1	1	0	0	3	40.3	4	25	0	0	2	67	0	10	-	77	1/0	3	0	3	0	3/3	0/0	2/2	33:11	
12/15 @ Carolina	16	4	7	5	235	50	4.7	60	16	3.8	175	6 / 44	28	19																										

TEAM GAME-BY-GAME SCORING

DATE	OPPONENT	W/L/T	COWBOYS						OPPONENTS						POINT	OVERALL
			1ST	2ND	3RD	4TH	OT	TOTAL	1ST	2ND	3RD	4TH	OT	TOTAL	DIFF	RECORD
9/8	at Cleveland	W	7	13	10	3	--	33	3	0	7	7	--	17	+16	1-0
9/15	New Orleans	L	3	13	3	0	--	19	14	21	6	3	--	44	-25	1-1
9/22	Baltimore	L	3	3	0	19	--	25	14	7	7	0	--	28	-3	1-2
9/26	at N.Y. Giants	W	7	7	3	3	--	20	3	6	3	3	--	15	+5	2-2
10/6	at Pittsburgh	W	3	3	0	14	--	20	3	0	7	7	--	17	+3	3-2
10/13	Detroit	L	3	3	3	0	--	9	7	20	10	10	--	47	-38	3-3
10/27	at San Francisco	L	0	10	0	14	--	24	3	3	21	3	--	30	-6	3-4
11/3	at Atlanta	L	3	7	3	8	--	21	7	7	7	6	--	27	-6	3-5
11/10	Philadelphia	L	3	3	0	0	--	6	7	7	14	6	--	34	-28	3-6
11/18	Houston	L	0	10	0	0	--	10	14	3	3	14	--	34	-24	3-7
11/24	at Washington	W	0	3	7	24	--	34	3	0	6	17	--	26	+8	4-7
11/28	N.Y. Giants	W	3	10	14	0	--	27	7	3	0	10	--	20	+7	5-7
12/9	Cincinnati	L	7	3	7	3	--	20	7	10	0	10	--	27	-7	5-8
12/15	at Carolina	W	0	10	14	6	--	30	0	7	0	7	--	14	+16	6-8
12/22	Tampa Bay	W	10	13	3	0	--	26	0	14	3	7	--	24	+2	7-8
12/29	at Philadelphia															
1/5	Washington															
	2024 TOTALS	7-8	52	111	67	94	--	324	92	108	94	110	--	404	-80	7-8
	AVG/GAME		3.5	7.4	4.5	6.3	--	21.6	6.1	7.2	6.3	7.3	--	26.9	-5.3	

GAME-BY-GAME PLAYER PARTICIPATION

PLAYERS	AT CLE	NO	BAL	AT NYG	AT PIT	DET	AT SF	AT ATL	PHI	HOU	AT WAS	NYG	CIN	AT CAR	TB							
	9/8	9/15	9/22	9/26	10/6	10/13	10/27	11/3	11/10	11/18	11/24	11/28	12/9	12/15	12/22	12/29	1/5	GP	GS	DNP	I	
Bryan Anger	P	P	P	P	P	P	P	P	P	P	P	P	P	P	P	-	-	15	0	0	0	
Brandon Aubrey	P	P	P	P	P	P	P	P	P	P	P	P	P	P	P	-	-	15	0	0	0	
Josh Ball	PS	PS	PS	PS	PS	PS	PS	PS	PS	PS	PS	PS	PS	PS	PS	-	-	0	0	0	0	
T.J. Bass	P	P	P	P	P	LG	P	P	P	P	LG	P	P	RG	I	-	-	14	3	0	1	
Cooper Beebe	C	C	C	C	C	C	C	C	C	C	C	C	C	I	C	-	-	14	14	0	1	
Markquese Bell	P	P	P	I	P	P	P	P	P	P	IR	IR	IR	IR	IR	-	-	9	0	0	1	
DaRon Bland	IR	IR	IR	IR	IR	DFR	DFR	I	I	I	CB	CB	CB	CB	CB	-	-	5	5	0	3	
Andrew Booth	D	D	D	CB	P	P	D	D	PS	PS	PS	D	D	P	P	-	-	5	1	0	7	
Earl Bostick	IR	IR	IR	IR	IR	IR	IR	IR	IR	IR	IR	IR	IR	IR	IR	-	-	0	0	0	0	
Jalen Brooks	P	P	P	P	P	P	P	WR	P	D	P	P	D	P	I	-	-	12	1	0	3	
Josh Butler	PS	PS	PS	PS	PS	PS	PS	PS	P	P	CB	CB	CB	IR	IR	IR	-	-	5	3	0	0
Caelen Carson	CB	CB	CB	I	I	I	I	CB	CB	P	D	IR	IR	IR	IR	-	-	6	5	0	5	
Damone Clark	P	LB	P	P	P	LB	P	P	P	D	P	P	D	P	P	-	-	13	2	0	2	
Dalvin Cook	PS	PS	PS	PS	PS	PS	P	P	PS	PS	PS	PS	PS	PS	PS	-	-	2	0	0	0	
Brandin Cooks	WR	WR	WR	WR	IR	IR	IR	IR	IR	IR	DFR	WR	P	WR	WR	-	-	8	7	0	0	
Jalen Cropper	PS	PS	PS	PS	PS	PS	PS	PS	P	PS	PS	PS	PS	PS	PS	-	-	1	0	0	0	
Jalen Dalton	^	^	^	^	^	^	PS	PS	PS	PS	PS	PS	PS	PS	PS	-	-	0	0	0	0	
Braeden Daniels	^	^	^	^	^	^	^	^	^	^	^	^	^	PS	PS	-	-	0	0	0	0	
Malik Davis	PS	PS	PS	PS	PS	PS	PS	PS	PS	PS	PS	PS	PS	PS	PS	-	-	0	0	0	0	
Denzel Daxon	PS	PS	PS	PS	PS	PS	PS	PS	PS	PS	PS	PS	PS	PS	PS	-	-	0	0	0	0	
Dee Delaney	^	^	^	^	^	^	^	^	^	^	^	^	PS	PS	PS	-	-	0	0	0	0	
Trevon Diggs	CB	CB	CB	CB	CB	CB	CB	CB	CB	CB	I	I	CB	I	IR	-	-	11	11	0	3	
Rico Dowdle	P	RB	RB	RB	RB	RB	I	RB	RB	RB	RB	RB	RB	RB	RB	-	-	14	13	0	1	
Chuma Edoga	IR	IR	IR	IR	IR	IR	IR	IR	IR	DFR	DNP	P	LT	LT	LT	-	-	4	3	1	0	
Ezekiel Elliott	RB	P	P	P	P	P	RB	D	P	P	P	P	P	P	P	-	-	14	2	0	1	
Princeton Fant	PS	P	PS	PS	PS	PS	PS	PS	PS	P	P	P	P	P	P	-	-	7	0	0	0	
Jake Ferguson	TE	I	TE	TE	TE	TE	TE	TE	TE	TE	I	I	TE	TE	TE	-	-	12	12	0	3	
Ryan Flournoy	D	D	D	D	P	P	P	P	P	WR	P	D	P	D	P	-	-	9	1	0	6	
Chauncey Golston	P	P	P	P	DE	DE	DE	DE	DE	DE	DE	DE	DE	DE	DE	-	-	15	11	0	0	
C.J. Goodwin	P	P	P	P	P	P	P	P	P	P	P	P	P	P	P	-	-	15	0	0	0	
Will Grier	^	^	^	^	^	^	^	^	^	PS	PS	PS	PS	PS	PS	-	-	0	0	0	0	
Tyler Guyton	LT	LT	LT	LT	LT	DNP	LT	LT	I	LT	LT	LT	P	P	P	-	-	13	10	1	1	
Kemon Hall	PS	PS	PS	PS	PS	PS	PS	PS	PS	PS	P	P	P	P	P	-	-	6	0	0	0	
Kelvin Harmon	PS	PS	PS	PS	PS	PS	PS	PS	PS	PS	PS	PS	PS	PS	PS	-	-	0	0	0	0	
Darius Harris	PS	PS	PS	PS	PS	PS	PS	PS	PS	PS	PS	PS	PS	PS	P	-	-	2	0	0	0	
KJ Henry	^	^	^	^	D	P	P	D	D	D	^	^	^	^	^	-	-	2	0	0	4	
Brock Hoffman	P	P	P	P	P	P	P	P	P	P	RG	RG	RG	C	RG	-	-	15	5	0	0	
Malik Hooker	S	S	S	S	S	S	S	S	S	S	S	S	S	S	S	-	-	15	15	0	0	
Phil Hoskins	PS	PS	PS	PS	PS	PS	^	^	^	^	^	^	^	^	^	-	-	0	0	0	0	
Buddy Johnson	D	D	D	P	P	P	P	P	P	P	P	P	P	P	P	-	-	12	0	0	3	
Durrell Johnson	IR	IR	IR	IR	IR	IR	^	^	^	^	^	^	^	^	^	-	-	0	0	0	0	
Emany Johnson	PS	PS	PS	PS	PS	PS	PS	PS	PS	^	^	^	^	^	^	-	-	0	0	0	0	
Linval Joseph	P	P	P	P	P	P	P	P	P	P	P	P	P	P	P	-	-	15	0	0	0	
Eric Kendricks	LB	LB	LB	LB	LB	LB	I	LB	LB	LB	LB	LB	LB	LB	I	-	-	13	13	0	2	
Marshawn Kneeland	P	P	P	P	DE	IR	IR	IR	IR	IR	P	I	P	P	P	-	-	9	1	0	1	
CeeDee Lamb	WR	WR	WR	WR	WR	WR	WR	WR	WR	WR	WR	WR	WR	WR	WR	-	-	15	15	0	0	
Trey Lance	I-QB3	I-QB3	I-QB3	I-QB3	I-QB3	I-QB3	I-QB3	I-QB3	P	DNP	P	DNP	DNP	DNP	DNP	-	-	2	0	5	8	
DeMarcus Lawrence	DE	DE	DE	DE	IR	IR	IR	IR	IR	IR	IR	IR	IR	IR	IR	-	-	4	4	0	0	
Carl Lawson	PS	PS	P	P	P	DE	DE	DE	P	P	P	P	P	P	P	-	-	13	3	0	0	
Jourdan Lewis	NCB	P	NCB	P	NCB	P	CB	NCB	NCB	I	NCB	NCB	NCB	NCB	NCB	-	-	14	11	0	1	
Marist Liufau	P	LB	P	LB	P	LB	LB	P	P	LB	P	P	P	LB	LB	-	-	15	7	0	0	
Hunter Luepke	P	P	P	P	RB	P	FB	P	P	I	FB	P	P	P	P	-	-	14	3	0	1	
Zack Martin	RG	RG	RG	RG	RG	RG	RG	RG	RG	RG	I	I	IR	IR	IR	-	-	10	10	0	2	
Jonathan Mingo	^	^	^	^	^	^	^	^	D	P	P	P	WR	P	P	-	-	6	1	0	1	
Brock Mogensen	PS	PS	PS	PS	PS	PS	PS	PS	PS	PS	PS	PS	PS	PS	PS	-	-	0	0	0	0	
Israel Mukuamu	P	P	P	P	P	P	P	P	P	P	P	P	P	P	P	-	-	15	0	0	0	
Osa Odighizuwa	DT	DT	DT	DT	DT	DT	DT	DT	DT	DT	DT	DT	DT	DT	DT	-	-	15	15	0	0	
Amani Oruwariye	PS	PS	PS	P	CB	CB	P	CB	IR	IR	IR	IR	IR	P	CB	-	-	7	4	0	0	
DeMarvion Overshown	LB	P	LB	LB	LB	LB	LB	LB	LB	LB	LB	LB	LB	LB	IR	-	-	13	12	0	0	
Micah Parsons	DE	DE	DE	DE	I	I	I	I	DE	DE	DE	DE	DE	DE	DE	-	-	11	11	0	4	
Jordan Phillips	P	P	IR	IR	IR	IR	IR	DFR	DFR	^	^	^	^	^	^	-	-	2	0	0	0	
Dak Prescott	QB	QB	QB	QB	QB	QB	QB	QB	I	IR	IR	IR	IR	IR	IR	-	-	8	8	0	1	
Troy Pride Jr.	^	^	^	^	^	^	^	^	^	^	^	^	PS	PS	PS	-	-	0	0	0	0	
Asim Richards	P	P	P	P	P	P	P	P	LT	P	P	IR	IR	IR	IR	-	-	11	1	0	0	
Justin Rogers	^	^	^	^	^	^	^	^	^	^	^	^	^	D	^	-	-	0	0	0	1	
Cooper Rush	P	P	DNP	DNP	DNP	P	DNP	P	QB	QB	QB	QB	QB	QB	QB	-	-	11	7	4	0	
Luke Schoonmaker	P	TE	P	P	P	P	P	P	TE	P	TE	TE	TE	P	P	-	-	15	5	0	0	
Dakoda Shepley	PS	PS	PS	PS	PS	PS	PS	PS	PS	PS	PS	PS	PS	P	P	-	-	2	0	0	0	
Trent Sieg	P	P	P	P	P	P	P	P	P	P	P	P	P	P	P	-	-	15	0	0	0	
Mazi Smith	NT	NT	NT	NT	NT	NT	NT	NT	NT	NT	NT	NT	NT	NT	NT	-	-	15	15	0	0	
Tyler Smith	LG	LG	LG	LG	LG	LT	LG	LG	LG	LG	I	LG	LG	LG	LG	-	-	14	14	0	1	
Brevyn Spann-Ford	P	P	P	P	P	P	P	P	P	P	P	P	P	P	P	-	-	15	0	0	0	
Terence Steele	RT	RT	RT	RT	RT	RT	RT	RT	RT	RT	RT	RT	RT	RT	RT	-	-	15	15	0	0	
John Stephens	I	I	I	D	D	D	IR	IR	IR	IR	IR	IR	IR	IR	IR	-	-	0	0	0	6	
Juanyeh Thomas	P	P	P	P	P	P	P	P	I	P	P	P	I	I	I	-	-	11	0	0	4	
Nate Thomas	IR	IR	IR	IR	IR	IR	IR	IR	IR	IR	IR	IR	IR	IR	IR	-	-	0	0	0	0	
Jalen Tolbert	WR	WR	WR	WR	WR	WR	WR	WR	WR	WR	WR	WR	P	WR	P	-	-	15	13	0	0	
KaVontae Turpin	P	P	P	P	WR	P	P	P	P	P	P	P	P	P	WR	-	-	15	2	0	0	
Deuce Vaughn	P	P	P	P	D	D	DNP	P	D	D	D	D	D	D	D	-	-	6	0	1	8	
Nick Vigil	P	P	P	PS	P	P	P	P	P	P	P	P	P	P	LB	-	-	14	1	0	0	
Matt Waletzko	D	D	D	D	D	D	D	D	P	D	P	P	P	P	P	-	-	6	0	0	9	
Carlos Watkins	^	^	P	P	P	P	P	P	P	P	P	P	P	P	P	-	-	13	0	0	0	
Tyrus Wheat	P	P	D	D	P	P	P	P	P	P	D	DNP	D	D	D	-	-	8	0	1	6	
Sam Williams	IR	IR	IR	IR	IR	IR	IR	IR	IR	IR	IR	IR	IR	IR	IR	-	-	0	0	0	0	
Seth Williams	^	^	^	^	^	PS	PS	PS	PS	PS	PS	PS	PS	PS	PS	-	-	0	0	0	0	
Donovan Wilson	S	S	S	S	S	S	S	S	S	S	S	S	S	S	S	-	-	15	15	0	0	

LEGEND: Position abbreviation indicated start, P=Played, D=Inactive, I-QB3=Inactive - QB3, I=Inactive/Injured, DNP=Did Not Play, PS=Practice Squad, IR=Reserve/Injured, A=Not on Roster, DFR=Reserve/Designated for Return, ^=With Other Team

2024/2023 STATISTICAL COMPARISON

COWBOYS OFFENSE	2024	2023	DIFFERENCE
Wins	7	10	-3
Losses	8	5	3
Points Scored	324	451	-127
Touchdowns	31	50	-19
Field Goals Made	36	33	3
Field Goals Attempted	42	33	9
Field Goal Percentage	85.7%	100.0%	-14.3%
Third Down Efficiency	36.0%	47.6%	-11.5%
Net Yards per Game	328.1	366.2	-38.1
<i>NFL Rank -- Net Yds. per Game</i>	16	6	10
Average Plays per Game	64.6	66.1	-1.5
Average Yards per Play	5.1	5.5	-0.5
Rushing Yards per Game	95.2	115.2	-20.0
<i>NFL Rank -- Rush Yds. per Game</i>	28	12	16
Average Yards per Rush	4.0	4.1	-0.2
Rushing Attempts per Game	24.0	27.9	-3.9
Rushing Touchdowns	5	13	-8
Net Passing Yards per Game	232.9	251.0	-18.1
<i>NFL Rank -- Net Pass Yds. per Game</i>	10	6	4
Yards per Pass Attempt	6.4	7.5	-1.0
Passing Attempts	574	536	38
Passing Completions	362	368	-6
Completion Percentage	63.1%	68.7%	-5.6%
Passing Touchdowns	22	30	-8
Interceptions Thrown	12	8	4
Sacks Allowed	35	37	-2
Fumbles	27	11	16
Fumbles Lost	12	5	7
Penalties	109	108	1
Penalty Yards	785	910	-125
Gross Punting Average	48.3	52.0	-3.7
Net Punting Average	43.8	48.7	-4.9
Punt Return Average	10.3	5.5	4.8
Kickoff Return Average	32.7	21.4	11.3

COWBOYS DEFENSE (OPPONENT)	2024	2023	DIFFERENCE
Points Allowed	404	286	118
Total Touchdowns Allowed	47	33	14
Field Goals Made	26	19	7
Field Goals Attempted	28	23	5
Field Goal Percentage	92.9%	82.6%	10.2%
Third Down Efficiency	35.2%	38.8%	-3.6%
Net Yards per Game	359.6	299.7	59.9
<i>NFL Rank -- Net Yds. per Game</i>	28	7	21
Average Plays per Game	62.0	59.9	2.1
Average Yards per Play	5.8	5.0	0.8
Rushing Yards per Game	135.9	115.7	20.3
<i>NFL Rank -- Rush Yds. per Game</i>	28	19	9
Average Yards per Rush	4.8	4.2	0.6
Rushing Attempts per Game	28.1	27.4	0.7
Rushing Touchdowns Allowed	23	13	10
Net Passing Yards per Game	223.7	184.0	39.7
<i>NFL Rank -- Net Pass Yds. per Game</i>	22	5	17
Yards per Pass Attempt	7.9	6.8	1.1
Passing Attempts	462	446	16
Passing Completions	315	268	47
Completion Percentage	68.2%	60.1%	8.1%
Passing Touchdowns Allowed	23	19	4
Interceptions	13	13	0
Sacks	46	41	5
Fumbles Caused	20	18	2
Fumbles Recovered	8	8	0
Penalties	123	94	29
Penalty Yards	939	860	79
Gross Punting Average	46.4	46.4	-0.1
Net Punting Average	38.9	40.7	-1.7
Punt Return Average	10.8	10.1	0.7
Kickoff Return Average	27.0	24.2	2.8

Bold indicates Cowboys improvement

GAME-BY-GAME STARTERS AND INACTIVES

2024 REGULAR SEASON

OFFENSE

DATE	OPPONENT	WR	LT	LG	C	RG	RT	TE	QB	RB	FB	WR	WR
9/8	at Cleveland	B. Cooks	<u>T. Guyton</u>	T. Smith	<u>C. Beebe</u>	Z. Martin	T. Steele	J. Ferguson	D. Prescott	E. Elliott		J. Tolbert	C. Lamb
9/15	New Orleans	B. Cooks	<u>T. Guyton</u>	T. Smith	<u>C. Beebe</u>	Z. Martin	T. Steele	L. Schoonmaker	D. Prescott	R. Dowdle		J. Tolbert	C. Lamb
9/22	Baltimore	B. Cooks	<u>T. Guyton</u>	T. Smith	<u>C. Beebe</u>	Z. Martin	T. Steele	J. Ferguson	D. Prescott	R. Dowdle		J. Tolbert	C. Lamb
9/26	at N.Y. Giants	B. Cooks	<u>T. Guyton</u>	T. Smith	<u>C. Beebe</u>	Z. Martin	T. Steele	J. Ferguson	D. Prescott	R. Dowdle		J. Tolbert	C. Lamb
10/6	at Pittsburgh	J. Tolbert	<u>T. Guyton</u>	T. Smith	<u>C. Beebe</u>	Z. Martin	T. Steele	J. Ferguson	D. Prescott	R. Dowdle	H. Luepke		C. Lamb
10/13	Detroit	J. Tolbert	T. Smith	T. Bass	<u>C. Beebe</u>	Z. Martin	T. Steele	J. Ferguson	D. Prescott	R. Dowdle		K. Turpin	C. Lamb
10/27	at San Francisco	J. Tolbert	<u>T. Guyton</u>	T. Smith	<u>C. Beebe</u>	Z. Martin	T. Steele	J. Ferguson	D. Prescott	E. Elliott	H. Luepke		C. Lamb
11/3	at Atlanta	J. Tolbert	<u>T. Guyton</u>	T. Smith	<u>C. Beebe</u>	Z. Martin	T. Steele	J. Ferguson	D. Prescott	R. Dowdle		J. Brooks	C. Lamb
11/10	Philadelphia	J. Tolbert	A. Richards	T. Smith	<u>C. Beebe</u>	Z. Martin	T. Steele	J. Ferguson	C. Rush	R. Dowdle	L. Schoonmaker		C. Lamb
11/18	Houston	<u>R. Flournoy</u>	<u>T. Guyton</u>	T. Smith	<u>C. Beebe</u>	Z. Martin	T. Steele	J. Ferguson	C. Rush	R. Dowdle		J. Tolbert	C. Lamb
11/24	at Washington	J. Tolbert	<u>T. Guyton</u>	T. Bass	<u>C. Beebe</u>	B. Hoffman	T. Steele	L. Schoonmaker	C. Rush	R. Dowdle	H. Luepke		C. Lamb
11/28	N.Y. Giants	B. Cooks	<u>T. Guyton</u>	T. Smith	<u>C. Beebe</u>	B. Hoffman	T. Steele	L. Schoonmaker	C. Rush	R. Dowdle		J. Tolbert	C. Lamb
12/9	Cincinnati	J. Mingo	C. Edoga	T. Smith	<u>C. Beebe</u>	B. Hoffman	T. Steele	J. Ferguson	C. Rush	R. Dowdle	L. Schoonmaker		C. Lamb
12/15	at Carolina	B. Cooks	C. Edoga	T. Smith	B. Hoffman	T. Bass	T. Steele	J. Ferguson	C. Rush	R. Dowdle		J. Tolbert	C. Lamb
12/22	Tampa Bay	B. Cooks	C. Edoga	T. Smith	<u>C. Beebe</u>	B. Hoffman	T. Steele	J. Ferguson	C. Rush	R. Dowdle		K. Turpin	C. Lamb
12/29													
1/5													

2024 REGULAR SEASON

DEFENSE

DATE	OPPONENT	DE	DT	DT	DE	LB	LB	LB	CB	NCB	CB	S	S
9/8	at Cleveland	M. Parsons	M. Smith	O. Odighizuwa	D. Lawrence	E. Kendricks		D. Overshown	T. Diggs	J. Lewis	<u>C. Carson</u>	D. Wilson	M. Hooker
9/15	New Orleans	M. Parsons	M. Smith	O. Odighizuwa	D. Lawrence	D. Clark	E. Kendricks	<u>M. Liufau</u>	T. Diggs		<u>C. Carson</u>	D. Wilson	M. Hooker
9/22	Baltimore	M. Parsons	M. Smith	O. Odighizuwa	D. Lawrence	E. Kendricks		D. Overshown	T. Diggs	J. Lewis	<u>C. Carson</u>	D. Wilson	M. Hooker
9/26	at N.Y. Giants	M. Parsons	M. Smith	O. Odighizuwa	D. Lawrence	<u>M. Liufau</u>	E. Kendricks	D. Overshown	T. Diggs		A. Booth	D. Wilson	M. Hooker
10/6	at Pittsburgh	<u>M. Kneeland</u>	M. Smith	O. Odighizuwa	C. Golston	E. Kendricks		D. Overshown	T. Diggs	J. Lewis	A. Oruwariye	D. Wilson	M. Hooker
10/13	Detroit	C. Golston	M. Smith	O. Odighizuwa	C. Lawson	<u>M. Liufau</u>	D. Clark	D. Overshown	T. Diggs		A. Oruwariye	D. Wilson	M. Hooker
10/27	at San Francisco	C. Golston	M. Smith	O. Odighizuwa	C. Lawson	<u>M. Liufau</u>	E. Kendricks	D. Overshown	T. Diggs		J. Lewis	D. Wilson	M. Hooker
11/3	at Atlanta	C. Golston	M. Smith	O. Odighizuwa	C. Lawson	E. Kendricks		D. Overshown	T. Diggs	J. Lewis	<u>C. Carson</u>	D. Wilson	M. Hooker
11/10	Philadelphia	C. Golston	M. Smith	O. Odighizuwa	M. Parsons	E. Kendricks		D. Overshown	T. Diggs	J. Lewis	<u>C. Carson</u>	D. Wilson	M. Hooker
11/18	Houston	C. Golston	M. Smith	O. Odighizuwa	M. Parsons	<u>M. Liufau</u>	E. Kendricks	D. Overshown	T. Diggs		J. Butler	D. Wilson	M. Hooker
11/24	at Washington	C. Golston	M. Smith	O. Odighizuwa	M. Parsons	E. Kendricks		D. Overshown	J. Butler	J. Lewis	D. Bland	D. Wilson	M. Hooker
11/28	N.Y. Giants	C. Golston	M. Smith	O. Odighizuwa	M. Parsons	E. Kendricks		D. Overshown	J. Butler	J. Lewis	D. Bland	D. Wilson	M. Hooker
12/9	Cincinnati	C. Golston	M. Smith	O. Odighizuwa	M. Parsons	E. Kendricks		D. Overshown	T. Diggs	J. Lewis	D. Bland	D. Wilson	M. Hooker
12/15	at Carolina	C. Golston	M. Smith	O. Odighizuwa	M. Parsons	E. Kendricks		<u>M. Liufau</u>	A. Oruwariye	J. Lewis	D. Bland	D. Wilson	M. Hooker
12/22	Tampa Bay	C. Golston	M. Smith	O. Odighizuwa	M. Parsons	N. Vigil		<u>M. Liufau</u>	A. Oruwariye	J. Lewis	D. Bland	D. Wilson	M. Hooker
12/29													
1/5													

Rookies underlined.

2024 REGULAR SEASON INACTIVES

DATE	OPPONENT	1	2	3	4	5	6	7
9/8	at Cleveland	A. Booth	<u>R. Flournoy</u>	B. Johnson	T. Lance*	J. Stephens-I	M. Waletzko	
9/15	New Orleans	A. Booth	J. Ferguson-I	<u>R. Flournoy</u>	B. Johnson	T. Lance*	J. Stephens-I	M. Waletzko
9/22	Baltimore	A. Booth	<u>R. Flournoy</u>	B. Johnson	T. Lance*	J. Stephens-I	M. Waletzko	T. Wheat
9/26	at N.Y. Giants	M. Bell-I	<u>C. Carson-I</u>	<u>R. Flournoy</u>	T. Lance*	J. Stephens	M. Waletzko	T. Wheat
10/6	at Pittsburgh	<u>C. Carson-I</u>	K. Henry	T. Lance*	M. Parsons-I	J. Stephens	D. Vaughn	M. Waletzko
10/13	Detroit	<u>C. Carson-I</u>	E. Kendricks-I	T. Lance*	M. Parsons-I	J. Stephens	D. Vaughn	M. Waletzko
10/27	at San Francisco	A. Booth	<u>C. Carson-I</u>	R. Dowdle-I	T. Lance*	M. Parsons-I	M. Waletzko	
11/3	at Atlanta	D. Bland-I	A. Booth	E. Elliott	K. Henry	T. Lance*	M. Parsons-I	M. Waletzko
11/10	Philadelphia	D. Bland-I	<u>T. Guyton-I</u>	K. Henry	J. Mingo	D. Prescott-I	J. Thomas-I	D. Vaughn
11/18	Houston	D. Bland-I	J. Brooks	D. Clark	K. Henry	J. Lewis-I	H. Luepke-I	M. Waletzko
11/24	at Washington	<u>C. Carson</u>	T. Diggs-I	J. Ferguson-I	Z. Martin-I	T. Smith-I	D. Vaughn	T. Wheat
11/28	N.Y. Giants	A. Booth	T. Diggs-I	J. Ferguson-I	<u>R. Flournoy</u>	<u>M. Kneeland-I</u>	Z. Martin-I	D. Vaughn
12/9	Cincinnati	A. Booth	J. Brooks	D. Clark	J. Thomas-I	D. Vaughn	T. Wheat	
12/15	at Carolina	<u>C. Beebe-I</u>	T. Diggs-I	<u>R. Flournoy</u>	J. Thomas-I	D. Vaughn	T. Wheat	
12/22	Tampa Bay	T. Bass-I	J. Brooks-I	E. Kendricks-I	<u>J. Rogers</u>	J. Thomas-I	D. Vaughn	T. Wheat
12/29	at Philadelphia							
1/5	Washington							

Underline denotes rookie, "I" denotes injury, "*" denotes QB3

GAME-BY-GAME ELEVATIONS

Date	Opponent	ELEVATIONS	
9/8	@ Cleveland	LB, Nick Vigil	
9/15	New Orleans	LB, Nick Vigil	TE, Princeton Fant
9/22	Baltimore	LB, Nick Vigil	DE, Carl Lawson
9/26	@ N.Y. Giants	CB, Amari Oruwariye	DE, Carl Lawson
10/6	@ Pittsburgh	CB, Amari Oruwariye	DE, Carl Lawson
10/13	Detroit	CB, Amari Oruwariye	LB, Darius Harris
10/27	@ San Francisco	RB, Dalvin Cook	
11/3	@ Atlanta	RB, Dalvin Cook	CB, Josh Butler
11/10	Philadelphia	CB, Josh Butler	WR, Jalen Cropper
11/18	Houston	TE, Princeton Fant	DB, Kemon Hall
11/24	@ Washington	TE, Princeton Fant	DB, Kemon Hall
11/28	N.Y. Giants	DB, Andrew Booth	DB, Kemon Hall
12/9	Cincinnati	CB, Andrew Booth	
12/15	@ Carolina	CB, Andrew Booth	C, Dakoda Shepley
12/22	Tampa Bay	LB, Darius Harris	C, Dakoda Shepley
12/29	Philadelphia		
1/4-5/25	Washington		

TURNOVER CHART

TAKEAWAYS

DATE	OPPONENT	TAKEAWAY	QTR.	SCORE	YD-LINE	RESULT
9/8	at Cleveland	E. Kendricks INT (D. Watson)	2	17-3	CLV 31	FG
		T. Diggs INT (D. Watson)	4	33-10	DAL 22	Punt
9/15	New Orleans	D. Wilson INT (D. Carr)	4	19-41	NO 47	INT
9/22	Baltimore	None				
9/26	at N.Y. Giants	A. Oruwariye INT (D. Jones)	4	20-15	DAL 4	EOG
10/6	at Pittsburgh	J. Lewis FR (E. Kendricks FF)	4	20-17	PIT 11	EOG
10/13	Detroit	None				
10/27	at San Francisco	None				
11/3	at Atlanta	D. Wilson FR (C. Lawson FF)	2	3-7	DAL 33	Downs
11/10	Philadelphia	T. Diggs INT (J. Hurts: touchback)	2	3-7	DAL (-8)	Punt
		M. Liufau FR (M. Parsons FF)	2	3-7	PHI 6	FG
11/18	Houston	M. Hooker INT (C. Stroud)	1	0-7	DAL 12	INT
11/24	at Washington	C. Golston INT (J. Daniels)	2	0-3	DAL 32	Punt
		E. Kendricks FR (D. Wilson FF)	4	13-9	WAS 44	TD
		I. Mukuamu INT (J. Daniels)	4	34-26	DAL 5	EOG
11/28	N.Y. Giants	D. Overshown INT (D. Lock)	2	13-7	NYG 23	TD
		D. Overshown FR (E. Kendricks FF)	3	13-10	NYG 38	TD
12/9	Cincinnati	M. Hooker INT (J. Burrow)	3	17-17	DAL 18	FG
12/15	at Carolina	M. Kneeland FR (M. Liufau FF)	1	0-0	DAL 14	Punt
		E. Kendricks INT (B. Young)	2	7-0	DAL 45	FG
		C. Golston FR (O. Odighizuwa FF)	3	10-7	CAR 29	TD
		I. Mukuamu INT (B. Young)	4	30-14	DAL 10	EOG
12/22	Tampa Bay	J. Lewis INT (B. Mayfield: touchback)	4	26-17	DAL (-2)	Punt
		D. Bland FR (D. Bland FF)	4	26-24	TB 31	EOG
12/29						
1/5						

GIVEAWAYS

DATE	OPPONENT	TAKEAWAY	QTR.	SCORE	YD-LINE	RESULT
9/8	at Cleveland	None				
9/15	New Orleans	D. Prescott INT (P. Adebo)	2	13-28	NO 33	TD
		D. Prescott INT (T. Mathieu)	4	19-41	NO 30	Punt
9/22	Baltimore	C. Lamb fumble (N. Wiggins FF; M. Williams FR)	2	3-14	BLT 9	Punt
9/26	at N.Y. Giants	None				
10/6	at Pittsburgh	D. Prescott fumble (T. Watt FF; N. Herbig FR)	2	3-3	PIT 20	Punt
		D. Prescott INT (D. Jackson)	2	6-3	End Zone	End of Half
		D. Prescott INT (J. Porter Jr.)	4	13-10	PIT 21	TD
		D. Prescott INT (B. Branch: touchback)	1	3-7	DET (-8)	FG
10/13	Detroit	R. Flounoy fumble (B. Branch FF; T. Arnold FR)	3	9-37	DET 29	FG
		D. Prescott INT (B. Branch)	4	9-40	DET 49	TD
		C. Rush INT (K. Joseph: touchback)	4	9-47	DET (-5)	Downs
		K. Turpin fumble (J. Reeves-Maybin FF; M. Rodriguez FR)	4	9-47	DET 33	EOG
		D. Prescott INT (J. Brown)	1	0-3	SF 8	Punt
10/27	at San Francisco	D. Prescott INT (D. Lenoir)	3	10-13	DAL 32	TD
		None				
11/3	at Atlanta	None				
11/10	Philadelphia	C. Rush fumble (M. Williams FR)	1	0-0	DAL 17	TD
		E. Elliott fumble (Z. Baun FF; C. DeJean FR: touchback)	2	3-7	PHI (-8)	Fumble
		C. Rush fumble (B. Huff FF; Z. Baun FR)	3	6-28	DAL 21	FG
		J. Ferguson fumble (Z. Baun FF; R. Blankenship FR)	4	6-31	DAL 45	FG
		T. Lance INT (C. Gardner-Johnson)	4	6-34	PHI 26	Punt
11/18	Houston	C. Rush INT (D. Stingley Jr.)	1	0-7	HST 30	TD
		C. Rush fumble (D. Barnett FF; D. Barnett FR)	4	10-27	DAL 33	TD
11/24	at Washington	R. Dowdle fumble (J. Newton FF; B. Wagner FR)	1	0-3	DAL 47	Punt
11/28	N.Y. Giants	None				
12/9	Cincinnati	C. Rush INT (G. Stone)	2	7-7	CIN 4	Downs
		A. Oruwariye; M. Njongmeta FR*	4	20-20	CIN 43	TD
12/15	at Carolina	C. Rush fumble (D. Johnson FR)	2	10-0	CAR 17	TD
12/22	Tampa Bay	None				
12/29						
1/5						

*Special Teams Giveaway

TURNOVERS

Offense:	24 Giveaways 68 Points (8 TD, 4 FG)	Ratio -4 (21 takes, 25 gives)
Defense:	21 Takeaways 40 Points (4 TD, 4 FG)	
Special Teams:	1 Giveaway 7 Points (1 TD, 0 FG)	Points Off Turnovers Ratio -35 (40 scored, 75 allowed)
	0 Takeaways 0 Points (0 TD, 0 FG)	

TURNOVER ANALYSIS AND FIRST DOWNS

FUMBLES

<u>Player</u>	<u>Fum-Lost</u>		
C. Lamb	1	-	1
R. Dowdle	2	-	1
J. Ferguson	3	-	1
C. Rush	9	-	3
E. Kendricks	1	-	0
A. Oruwaraye	1	-	1
C. Beebe	1	-	0
T. Guyton	1	-	1
E. Elliott	1	-	1
K. Turpin	2	-	1
R. Floumoy	1	-	1
D. Prescott	4	-	1
Total	27	-	12
Opponent	18	-	7

PLUS/MINUS TURNOVER RATIO

			+/-
First Quarter	2 Takeaways	6 Turnovers	-4
Second Quarter	7 Takeaways	6 Turnovers	1
First Half	9 Takeaways	12 Turnovers	-3
Third Quarter	3 Takeaways	3 Turnovers	E
Fourth Quarter	9 Takeaways	9 Turnovers	E
Overtime	0 Takeaways	0 Turnovers	E
Second Half	12 Takeaways	12 Turnovers	E
Totals	21 Takeaways	24 Turnovers	-3

TAKE-AWAY BREAKDOWN

	<u>TAKE-AWAYS</u>			<u>POINTS OFF TAKE-AWAYS</u>					
	INTs	Fum	Total	TDs	FGs	Tot. Scores	Tot. Pts	Scoring Pct.	Pts./ Take-away
Cowboys	13	8	21	4	3	7	37	0.0	1.8
Opponents	12	11	23	9	4	13	75	56.5%	3.3

FIRST DOWNS EARNED

Total First Downs (First downs on third and fourth downs)

<u>No Player</u>	<u>Rushing</u>	<u>Receiving</u>	<u>Passing</u>	<u>Total</u>
10 C. Rush	4 (3)		85 (31)	89 (29)
4 D. Prescott	4 (1)		84 (24)	88 (25)
88 C. Lamb	4	54 (16)		58 (16)
23 R. Dowdle	43 (6)	12		55 (6)
1 J. Tolbert		23 (8)		23 (8)
9 K. Turpin	5 (1)	15 (10)		20 (11)
15 E. Elliott	15 (8)	3 (1)		18 (9)
87 J. Ferguson		17 (3)		17 (3)
3 B. Cooks		15 (8)		15 (8)
86 L. Schoonmaker		10 (4)		10 (4)
40 H. Luepke	4 (4)	5 (3)		9 (7)
89 B. Spann-Ford		6 (1)		6 (1)
83 J. Brooks		5 (1)		5 (1)
80 R. Floumoy		4 (1)		4 (1)
19 T. Lance	2 (1)		1 (1)	3 (2)
20 D. Cook		1		1
Totals	81 (24)	170 (56)	170 (56)	--

Note - One awarded to the passer and receiver on a pass completion

THIRD DOWN EFFICIENCY

COWBOYS

Date	Opponent	3rd & 1	3rd & 2	3rd & 3	3rd & 4	3rd & 5	3rd & 6	3rd & 7	3rd & 8	3rd & 9	3rd & 10+	Total
9/8	at Cleveland	2 / 2	0 / 0	1 / 1	0 / 0	1 / 2	0 / 2	0 / 3	0 / 0	0 / 0	0 / 4	4 / 14
9/15	New Orleans	1 / 1	1 / 1	0 / 1	0 / 1	0 / 0	2 / 2	1 / 1	0 / 1	0 / 0	1 / 5	6 / 13
9/22	Baltimore	1 / 1	1 / 1	0 / 0	3 / 3	1 / 1	0 / 0	0 / 1	0 / 0	0 / 1	1 / 5	7 / 13
9/26	at N.Y. Giants	1 / 1	0 / 0	2 / 2	0 / 0	0 / 2	0 / 0	0 / 1	0 / 0	0 / 0	0 / 4	3 / 10
10/6	at Pittsburgh	3 / 4	0 / 0	0 / 0	1 / 2	2 / 3	1 / 2	0 / 0	0 / 0	1 / 1	1 / 3	9 / 15
10/13	Detroit	1 / 1	0 / 0	0 / 0	0 / 0	0 / 3	1 / 4	0 / 0	0 / 1	1 / 1	0 / 3	3 / 13
10/27	at San Francisco	0 / 0	0 / 0	0 / 1	2 / 4	0 / 2	0 / 0	0 / 1	0 / 0	1 / 1	1 / 3	4 / 12
11/3	at Atlanta	1 / 2	1 / 1	0 / 0	0 / 0	1 / 3	0 / 0	0 / 2	0 / 0	0 / 1	0 / 4	3 / 13
11/10	Philadelphia	1 / 1	2 / 2	0 / 1	0 / 1	0 / 1	0 / 1	0 / 1	0 / 2	0 / 1	0 / 3	3 / 14
11/18	Houston	0 / 0	0 / 0	0 / 0	0 / 0	2 / 2	1 / 1	0 / 0	0 / 2	0 / 3	2 / 7	5 / 15
11/24	at Washington	0 / 1	0 / 1	1 / 1	0 / 0	0 / 1	1 / 1	0 / 0	0 / 1	0 / 1	0 / 4	2 / 11
11/28	N.Y. Giants	1 / 2	2 / 2	0 / 0	1 / 2	1 / 1	1 / 2	0 / 1	0 / 1	0 / 1	1 / 3	7 / 15
12/9	Cincinnati	1 / 1	2 / 3	1 / 1	0 / 0	0 / 2	0 / 0	0 / 0	0 / 0	0 / 0	0 / 5	4 / 12
12/15	at Carolina	1 / 2	0 / 1	2 / 2	1 / 2	1 / 1	0 / 0	0 / 0	1 / 1	0 / 2	0 / 1	6 / 12
12/22	Tampa Bay	0 / 0	2 / 2	0 / 0	1 / 1	0 / 1	0 / 3	0 / 1	0 / 2	2 / 2	0 / 3	5 / 15
12/29	at Philadelphia											
1/5	Washington											
TOTALS		14 / 19	11 / 14	7 / 10	9 / 16	9 / 25	7 / 18	1 / 12	1 / 11	5 / 15	7 / 57	71 / 197
		73.7%	78.6%	70.0%	56.3%	36.0%	38.9%	8.3%	9.1%	33.3%	12.3%	36.0%
		3RD & 1-3: 32 / 43 = 74.4%			3RD & 4-6: 25 / 59 = 42.4%			3RD & 7-10+: 14 / 95 = 14.7%				

OPPONENT

Date	Opponent	3rd & 1	3rd & 2	3rd & 3	3rd & 4	3rd & 5	3rd & 6	3rd & 7	3rd & 8	3rd & 9	3rd & 10+	Total
9/8	at Cleveland	0 / 0	0 / 0	0 / 0	0 / 1	0 / 0	1 / 2	0 / 2	0 / 1	0 / 1	1 / 8	2 / 15
9/15	New Orleans	0 / 0	3 / 3	1 / 1	0 / 0	0 / 0	1 / 1	0 / 1	0 / 0	0 / 0	0 / 2	5 / 8
9/22	Baltimore	1 / 2	1 / 1	0 / 1	0 / 0	1 / 2	1 / 1	0 / 0	0 / 1	0 / 0	0 / 1	4 / 9
9/26	at N.Y. Giants	0 / 0	0 / 0	2 / 2	1 / 3	0 / 0	0 / 1	0 / 0	1 / 3	1 / 2	0 / 5	5 / 16
10/6	at Pittsburgh	1 / 3	2 / 2	0 / 0	0 / 1	0 / 2	0 / 1	0 / 0	0 / 2	0 / 0	0 / 1	3 / 12
10/13	Detroit	1 / 1	0 / 0	0 / 0	0 / 0	2 / 2	0 / 1	0 / 0	1 / 2	0 / 2	0 / 2	4 / 10
10/27	at San Francisco	1 / 2	3 / 3	1 / 1	0 / 1	0 / 0	1 / 3	2 / 2	0 / 0	0 / 0	0 / 4	8 / 16
11/3	at Atlanta	1 / 1	0 / 0	0 / 1	1 / 1	1 / 2	0 / 1	0 / 1	1 / 2	0 / 1	0 / 3	4 / 13
11/10	Philadelphia	0 / 0	1 / 1	0 / 2	0 / 1	2 / 2	1 / 1	0 / 0	0 / 0	0 / 1	0 / 3	4 / 11
11/18	Houston	0 / 1	0 / 1	2 / 3	1 / 1	1 / 1	0 / 1	0 / 0	0 / 1	0 / 0	0 / 3	4 / 12
11/24	at Washington	1 / 1	0 / 1	2 / 2	0 / 1	0 / 0	0 / 0	0 / 4	0 / 0	0 / 2	1 / 1	4 / 12
11/28	N.Y. Giants	1 / 2	0 / 1	1 / 1	0 / 1	0 / 1	1 / 1	0 / 0	0 / 2	0 / 1	0 / 2	3 / 12
12/9	Cincinnati	0 / 0	1 / 2	0 / 0	1 / 1	0 / 0	0 / 1	1 / 2	0 / 0	0 / 0	1 / 4	4 / 10
12/15	at Carolina	1 / 1	0 / 0	0 / 1	1 / 1	1 / 1	0 / 0	0 / 0	0 / 0	0 / 1	0 / 6	3 / 11
12/22	Tampa Bay	1 / 1	1 / 1	0 / 1	1 / 2	0 / 1	1 / 1	0 / 0	0 / 0	0 / 0	2 / 5	6 / 12
12/29	at Philadelphia											
1/5	Washington											
TOTALS		9 / 15	12 / 16	9 / 16	6 / 15	8 / 14	7 / 16	3 / 12	3 / 14	1 / 11	5 / 50	63 / 179
		60.0%	75.0%	56.3%	40.0%	57.1%	43.8%	25.0%	21.4%	9.1%	10.0%	35.2%
		3RD & 1-3: 30 / 47 = 63.8%			3RD & 4-6: 21 / 45 = 46.7%			3RD & 7-10+: 12 / 87 = 13.8%				

FOURTH DOWN EFFICIENCY

Date	Opponent	COWBOYS						OPPONENT					
		4th & 1	4th & 2	4th & 3	4th & 4	4th & 5+	Total	4th & 1	4th & 2	4th & 3	4th & 4	4th & 5+	Total
9/8	at Cleveland	0/0	0/0	0/0	0/0	0/0	0/0	1/1	0/0	0/0	1/2	1/2	3/5
9/15	New Orleans	1/1	0/0	0/0	0/1	0/1	1/3	0/0	0/0	0/0	0/0	0/0	0/0
9/22	Baltimore	0/0	0/0	0/0	0/0	0/1	0/1	0/0	0/0	0/0	0/0	0/0	0/0
9/26	at N.Y. Giants	1/1	0/0	0/0	0/0	0/0	1/1	2/2	0/0	1/1	0/0	0/1	3/4
10/6	at Pittsburgh	0/0	0/0	0/0	1/1	0/0	1/1	2/2	0/0	0/0	0/0	0/0	2/2
10/13	Detroit	0/0	0/1	0/0	0/0	1/3	1/4	0/0	1/1	0/1	0/0	0/0	1/2
10/27	at San Francisco	0/0	0/0	0/0	1/1	0/1	1/2	0/0	0/0	0/1	0/0	0/0	0/1
11/3	at Atlanta	0/1	0/1	0/0	0/0	1/3	1/5	0/0	0/0	1/1	1/1	0/0	2/2
11/10	Philadelphia	1/1	0/0	0/0	1/1	0/0	2/2	1/1	0/0	0/0	0/0	0/0	1/1
11/18	Houston	0/0	0/1	0/0	0/0	0/3	0/4	1/1	0/0	0/1	0/0	0/0	1/2
11/24	at Washington	0/0	0/0	0/0	0/0	0/0	0/0	0/0	0/0	0/0	0/0	0/0	0/0
11/28	N.Y. Giants	0/1	0/0	0/0	0/0	0/0	0/1	1/1	0/0	0/0	0/0	0/0	1/1
12/9	Cincinnati	1/1	0/0	0/0	0/0	0/1	1/2	0/0	0/0	0/1	0/0	0/0	0/1
12/15	at Carolina	0/0	0/0	0/0	0/0	0/0	0/0	0/0	0/0	0/0	0/0	1/1	1/1
12/22	Tampa Bay	0/0	0/0	0/0	0/0	0/0	0/0	0/0	0/0	0/1	0/0	0/0	0/1
12/29	at Philadelphia												
1/5	Washington												
TOTALS		4 / 6	0 / 3	0 / 0	3 / 4	2 / 13	9 / 26	8 / 8	1 / 1	2 / 7	2 / 3	2 / 4	15 / 23
		66.7%	0.0%	0.0%	75.0%	15.4%	34.6%	100.0%	100.0%	28.6%	66.7%	50.0%	65.2%

TIME SPENT AND QB DRIVECHART

TIME SPENT

	Opponent	Time Tied	Pct Tied	Time Lead	Pct Lead	Time Behind	Pct Behind	Tot Time
9/8	@ Cleveland	5:37	9.4	51:55	86.5	2:28	4.1	60:00
9/15	New Orleans	4:06	6.8	0:00	0.0	55:54	93.2	60:00
9/22	Baltimore	5:18	8.8	0:00	0.0	54:42	91.2	60:00
9/26	@ N.Y. Giants	5:53	9.8	47:12	78.7	6:55	11.5	60:00
10/6	@ Pittsburgh	16:02	26.7	26:26	44.1	17:32	29.2	60:00
10/13	Detroit	3:36	6.0	2:11	3.6	54:13	90.4	60:00
10/27	@ San Francisco	7:41	12.8	12:58	21.6	39:21	65.6	60:00
11/3	@ Atlanta	5:24	9.0	4:09	6.9	50:27	84.1	60:00
11/10	Philadelphia	7:50	13.1	0:00	0.0	52:10	86.9	60:00
11/18	Houston	2:10	3.6	0:00	0.0	57:50	96.4	60:00
11/24	@ Washington	11:07	18.5	19:40	32.8	29:13	48.7	60:00
11/28	N.Y. Giants	5:14	8.7	48:14	80.4	6:32	10.9	60:00
12/9	Cincinnati	37:22	62.3	13:31	22.5	9:07	15.2	60:00
12/15	@ Carolina	20:53	34.8	39:07	65.2	0:00	0.0	60:00
12/22	Tampa Bay	5:50	9.7	54:10	90.3	0:00	0.0	60:00
12/29	Philadelphia							
1/4-5/25	Washington							
Total		144:03	16.0	319:33	35.5	436:24	48.5	900:00
Average/Game		9:36		21:18		29:06		

QUARTERBACK DRIVE CHART

	Tot. Drives	TD	FG	Miss FG	Blk FG	Punt	Blk Punt	Downs	Fum	Int	Safety	Game/ Half	Tot Pts.	Score Pct	Pts/ Poss
D. Prescott	80	14	20	1	1	22	0	8	3	8	0	3	158	42.5	2.0
C. Rush	87	15	16	3	1	31	0	7	6	3	0	5	153	35.6	1.8
T. Lance	4	0	0	0	0	1	0	0	2	1	0	0	0	0.0	0.0
Cowboys Tot.	171	29	36	4	2	54	0	15	11	12	0	8	311	38.0	1.8
Opp. Totals	175	46	26	2	0	57	0	7	8	13	0	15	400	41.1	2.3

OPENING DRIVES

		COWBOYS								OPPONENT							
		FIRST HALF				SECOND HALF				FIRST HALF				SECOND HALF			
DATE	OPPONENT	PLAYS	YDS	TIME	RESULT	PLAYS	YDS	TIME	RESULT	PLAYS	YDS	TIME	RESULT	PLAYS	YDS	TIME	RESULT
09/08	at Browns	3	-1	2:21	Punt	3	3	0:55	Punt	6	13	3:16	FG	3	-14	2:01	Punt
09/15	Saints	13	45	6:36	FG	10	51	5:55	FG	7	80	4:10	TD	13	70	7:56	TD
09/22	Ravens	7	13	2:57	Punt	8	23	4:06	Punt	5	71	2:27	TD	5	70	3:02	TD
09/26	at Giants	3	5	1:14	Punt	8	28	3:36	FG	8	51	4:43	FG	11	77	6:18	FG
10/06	at Steelers	6	21	2:25	FG	8	50	3:06	Blocked FG, Downs	11	52	5:02	FG	6	72	3:10	TD
10/13	Lions	9	54	3:39	FG	10	39	3:47	FG	5	70	2:15	TD	5	70	2:25	TD
10/27	at 49ers	5	16	3:16	Punt	3	6	1:27	INT	7	55	4:30	FG	5	60	2:03	TD
11/03	at Falcons	7	59	3:32	FG	4	8	1:50	Downs	4	2	1:56	Punt	5	38	2:47	TD
11/10	Eagles	3	3	1:25	Punt	3	3	2:06	Punt	6	15	4:38	Punt	3	1	1:12	Punt
11/18	Texans	6	19	2:06	Downs	3	5	2:08	Punt	6	77	2:18	TD	10	65	5:47	FG
11/24	at Commanders	7	48	3:35	Blocked FG	8	80	5:13	TD	7	17	2:24	FG	10	60	5:07	TD
11/28	Giants	11	65	5:17	FG	6	38	2:03	TD	13	70	6:37	TD	3	8	1:20	FUM
12/09	Bengals	9	60	4:29	TD	8	70	4:28	TD	3	4	1:36	Punt	7	32	3:42	INT
12/15	at Panthers	5	7	3:55	Punt	5	29	2:04	TD	13	72	8:24	FUM	1	-5	0:10	FUM
12/22	Buccaneers	10	30	5:54	FG	5	30	2:34	FG	7	22	4:09	Downs	9	6	5:53	Punt

SCORING DRIVE LENGTH

DALLAS																																	
Opponent	<10 Yards			10-19 Yards			20-29 Yards			30-39 Yards			40-49 Yards			50-59 Yards			60-69 Yards			70-79 Yards			80-89 Yards			90+ Yards			TOTAL		
	TD	FG	Tot	TD	FG	Tot	TD	FG	Tot	TD	FG	Tot	TD	FG	Tot	TD	FG	Tot	TD	FG	Tot	TD	FG	Tot	TD	FG	Tot	TD	FG	Tot	TD	FG	Tot
@ Cleveland	0	2	2	0	2	2	0	0	0	0	0	0	0	0	0	0	0	0	0	2	0	2	0	0	0	0	0	0	0	2	4	6	
New Orleans	0	0	0	0	0	0	0	0	0	0	0	0	3	0	0	1	0	0	0	0	0	0	0	0	0	0	0	0	1	4	5		
Baltimore	0	0	0	0	0	0	0	1	0	0	0	1	0	0	1	0	0	1	0	0	0	0	0	0	0	1	0	0	3	2	5		
@ N.Y. Giants	0	0	0	0	0	0	0	1	0	0	0	1	0	0	0	0	0	0	0	2	0	0	0	0	0	0	0	0	2	2	4		
@ Pittsburgh	0	0	0	0	0	0	0	1	1	0	0	0	0	0	0	1	1	0	0	1	0	1	0	0	0	1	0	1	2	2	4		
Detroit	0	1	1	0	0	0	0	0	0	0	1	1	1	0	0	0	0	0	0	0	0	0	0	0	0	0	0	0	0	3	3	4	
@ San Francisco	0	0	0	0	0	0	0	0	0	0	0	0	1	1	0	0	0	1	0	1	0	2	0	0	0	0	0	0	3	1	4		
@ Atlanta	0	0	0	0	0	0	0	1	1	0	0	0	0	0	0	1	0	0	0	1	0	1	1	0	1	0	0	0	2	2	4		
Philadelphia	0	1	1	0	0	0	0	0	0	0	1	1	1	0	0	0	0	0	0	0	0	0	0	0	0	0	0	0	0	2	2	2	
Houston	0	0	0	0	0	0	0	0	0	0	1	1	1	0	0	0	1	0	1	0	0	0	0	0	0	0	0	0	1	1	2		
@ Washington	0	0	0	0	0	0	0	1	1	0	0	0	1	0	1	0	0	0	0	0	0	0	0	0	1	0	1	0	0	2	2	4	
N.Y. Giants	0	0	0	0	0	0	0	0	0	1	0	0	1	0	0	0	1	1	1	1	0	1	0	0	0	0	0	0	2	2	4		
Cincinnati	0	0	0	0	0	0	0	0	0	0	1	1	0	0	1	1	1	1	0	1	0	1	1	0	0	0	0	0	2	2	4		
@ Carolina	0	0	0	0	1	1	1	2	0	0	0	0	1	1	0	0	0	0	0	2	0	2	0	0	0	0	0	0	3	3	6		
Tampa Bay	0	0	0	0	0	0	0	0	0	0	4	4	0	0	0	0	0	0	0	0	0	0	0	1	0	0	0	0	2	4	6		
@ Philadelphia																																	
Washington																																	
TOTALS	0	4	4	0	3	3	1	6	5	1	9	9	1	6	3	2	7	7	4	1	4	13	0	10	3	0	3	2	0	1	27	36	63

OPPONENTS																																	
Opponent	<10 Yards			10-19 Yards			20-29 Yards			30-39 Yards			40-49 Yards			50-59 Yards			60-69 Yards			70-79 Yards			80-89 Yards			90+ Yards			TOTAL		
	TD	FG	Tot	TD	FG	Tot	TD	FG	Tot	TD	FG	Tot	TD	FG	Tot	TD	FG	Tot	TD	FG	Tot	TD	FG	Tot	TD	FG	Tot	TD	FG	Tot	TD	FG	Tot
@ Cleveland	0	0	0	0	1	1	0	0	0	0	0	0	0	0	0	0	0	1	0	1	1	0	1	0	0	0	0	0	0	0	2	1	3
New Orleans	0	1	0	0	0	0	1	0	0	0	0	0	0	0	0	0	0	0	0	0	0	0	0	0	0	0	0	0	6	1	7		
Baltimore	0	0	0	0	0	0	0	0	0	0	0	0	0	0	0	0	0	0	0	0	0	0	0	0	0	0	0	4	0	4			
@ N.Y. Giants	0	0	0	0	0	0	0	1	0	0	0	0	0	0	3	0	0	0	0	0	0	0	0	0	0	0	0	0	0	5	5		
@ Pittsburgh	0	0	0	0	0	0	0	0	0	0	0	0	0	0	0	0	0	1	0	1	1	0	1	0	0	0	0	0	2	1	3		
Detroit	1	0	1	0	0	0	0	0	0	1	1	2	0	1	1	0	2	2	1	0	1	2	0	2	0	0	0	0	5	4	9		
@ San Francisco	0	0	0	0	0	0	0	0	0	1	1	2	0	1	1	0	1	1	1	0	1	1	0	0	0	0	0	3	3	6			
@ Atlanta	0	0	0	0	0	0	0	0	0	1	0	1	0	0	0	1	0	0	1	0	0	1	0	0	0	0	0	0	4	0	4		
Philadelphia	0	2	2	1	0	1	0	0	0	1	0	1	0	0	0	0	0	0	0	0	0	0	0	2	0	0	0	4	2	6			
Houston	0	0	0	0	0	0	1	0	1	1	0	1	0	0	0	0	0	1	1	2	1	1	2	0	0	0	0	4	2	6			
@ Washington	0	0	0	0	1	1	0	0	0	0	1	1	0	0	0	0	0	2	0	2	0	0	0	1	0	0	0	3	2	5			
N.Y. Giants	0	1	1	0	0	0	0	0	0	0	0	0	0	1	1	0	0	0	0	1	0	0	1	0	0	0	0	2	2	4			
Cincinnati	0	0	0	0	0	0	0	0	0	0	1	1	0	0	0	0	0	1	0	0	1	0	0	1	0	0	0	3	2	5			
@ Carolina	0	0	0	0	0	0	0	0	0	0	0	0	0	0	0	0	0	0	0	0	0	0	0	1	0	0	0	2	0	2			
Tampa Bay	0	0	0	0	0	0	0	0	0	0	0	0	0	1	0	0	1	0	0	0	0	0	1	0	0	0	0	3	1	4			
@ Philadelphia																																	
Washington																																	
TOTALS	1	4	4	1	2	3	2	1	1	5	4	9	0	4	4	3	8	8	9	1	10	18	2	12	8	0	6	0	0	0	47	26	73

INSIDE THE 20

COWBOYS

Date	Opponent	Pos	TD	PAT	2-Pt.	Miss		FG	FGA	Blk/MFG		INT	Fum	Dwns	Drive Ends			Score		
						PAT					MFG				Half	Game	Pts	TD%	Pct.	Pts/Poss
9/8	at Cleveland	1	1	1	0	0	0	0	0	0	0	0	0	0	0	7	100.0	100.0	7.0	
9/15	New Orleans	3	0	0	0	0	2	2	0	0	0	0	1	0	0	6	0.0	66.7	2.0	
9/22	Baltimore	4	3	1	0	0	0	0	0	0	0	1	0	0	0	19	75.0	75.0	4.8	
9/26	at N.Y. Giants	1	1	1	0	0	0	0	0	0	0	0	0	0	0	7	100.0	100.0	7.0	
10/6	at Pittsburgh	4	1	1	0	0	1	1	0	1	1	1	0	0	0	10	25.0	50.0	2.5	
10/13	Detroit	3	0	0	0	0	1	1	0	2	0	0	0	0	0	3	0.0	33.3	1.0	
10/27	at San Francisco	3	2	2	0	0	1	1	0	0	0	0	0	0	0	17	66.7	100.0	5.7	
11/3	at Atlanta	3	2	1	1	0	1	1	0	0	0	0	0	0	0	18	66.7	100.0	6.0	
11/10	Philadelphia	2	0	0	0	0	1	1	0	0	1	0	0	0	0	3	0.0	50.0	1.5	
11/18	Houston	1	0	0	0	0	0	0	0	0	0	0	1	0	0	0	0.0	0.0	0.0	
11/24	at Washington	3	2	2	0	0	0	1	1	0	0	0	0	0	0	14	66.7	66.7	4.7	
11/28	N.Y. Giants	4	2	2	0	0	2	2	0	0	0	0	0	0	0	20	50.0	100.0	5.0	
12/9	Cincinnati	4	2	2	0	0	1	1	0	1	0	0	0	0	0	17	50.0	75.0	4.3	
12/15	at Carolina	4	3	3	0	0	0	0	0	0	0	1	0	0	0	21	75.0	75.0	5.3	
12/22	Tampa Bay	2	2	2	0	0	0	0	0	0	0	0	0	0	0	14	100.0	100.0	7.0	
12/29	at Philadelphia																			
1/5	Washington																			
TOTALS		42	21	18	1	0	10	11	1	4	4	2	0	0	176	50.0	73.8	4.2		

OPPONENT

Date	Opponent	Pos	TD	PAT	2-Pt.	Miss		FG	FGA	Blk/MFG		INT	Fum	Dwns	Drive Ends			Score		
						PAT					MFG				Half	Game	Pts	TD%	Pct.	Pts/Poss
9/8	at Cleveland	2	2	2	0	0	0	0	0	0	0	0	0	0	0	14	100.0	100.0	7.0	
9/15	New Orleans	5	4	3	0	1	1	1	0	0	0	0	0	0	0	30	80.0	100.0	6.0	
9/22	Baltimore	3	3	3	0	0	0	0	0	0	0	0	0	0	0	21	100.0	100.0	7.0	
9/26	at N.Y. Giants	2	0	0	0	0	2	2	0	0	0	0	0	0	0	6	0.0	100.0	3.0	
10/6	at Pittsburgh	2	2	2	0	0	0	0	0	0	0	0	0	0	0	14	100.0	100.0	7.0	
10/13	Detroit	5	3	3	0	0	2	2	0	0	0	0	0	0	0	27	60.0	100.0	5.4	
10/27	at San Francisco	4	3	3	0	0	0	0	0	0	0	0	0	0	1	21	75.0	75.0	5.3	
11/3	at Atlanta	3	3	2	0	0	0	0	0	0	0	0	0	0	0	20	100.0	100.0	6.7	
11/10	Philadelphia	5	4	4	0	0	0	0	0	1	0	0	0	0	0	28	80.0	80.0	5.6	
11/18	Houston	4	2	2	0	0	2	2	0	0	0	0	0	0	0	20	50.0	100.0	5.0	
11/24	at Washington	2	2	0	1	1	0	0	0	0	0	0	0	0	0	14	100.0	100.0	7.0	
11/28	N.Y. Giants	2	2	2	0	0	0	0	0	0	0	0	0	0	0	14	100.0	100.0	7.0	
12/9	Cincinnati	4	2	2	0	0	2	2	0	0	0	0	0	0	0	20	50.0	100.0	5.0	
12/15	at Carolina	2	1	1	0	0	0	0	0	0	0	1	0	0	0	7	50.0	50.0	3.5	
12/22	Tampa Bay	3	3	3	0	0	0	0	0	0	0	0	0	0	0	21	100.0	100.0	7.0	
12/29	at Philadelphia																			
1/5	Washington																			
TOTALS		48	36	32	1	2	9	9	0	1	1	0	0	0	1	277	75.0	93.8	5.8	

GOAL TO GO

COWBOYS

Date	Opponent	Pos	TD	PAT	2-Pt.	Miss		FG	FGA	Blk/MFG		INT	Fum	Dwns	Drive Ends			Score		
						PAT					MFG				Half	Game	Pts	TD%	Pct.	Pts/Poss
9/8	at Cleveland	1	1	1	0	0	0	0	0	0	0	0	0	0	0	7	100.0	100.0	7.0	
9/15	New Orleans	0	0	0	0	0	0	0	0	0	0	0	0	0	0	0	0.0	0.0	0.0	
9/22	Baltimore	2	1	0	0	0	0	0	0	0	0	1	0	0	0	6	50.0	50.0	3.0	
9/26	at N.Y. Giants	1	1	1	0	0	0	0	0	0	0	0	0	0	0	7	100.0	100.0	7.0	
10/6	at Pittsburgh	1	1	1	0	0	0	0	0	0	0	0	0	0	0	7	100.0	100.0	7.0	
10/13	Detroit	1	0	0	0	0	0	0	0	0	1	0	0	0	0	0	0.0	0.0	0.0	
10/27	at San Francisco	2	2	2	0	0	0	0	0	0	0	0	0	0	0	14	100.0	100.0	7.0	
11/3	at Atlanta	2	2	1	1	0	0	0	0	0	0	0	0	0	0	15	100.0	100.0	7.5	
11/10	Philadelphia	2	0	0	0	0	1	1	0	0	1	0	0	0	0	3	0.0	50.0	1.5	
11/18	Houston	0	0	0	0	0	0	0	0	0	0	0	0	0	0	0	0.0	0.0	0.0	
11/24	at Washington	1	1	1	0	0	0	0	0	0	0	0	0	0	0	7	100.0	100.0	7.0	
11/28	N.Y. Giants	2	2	2	0	0	0	0	0	0	0	0	0	0	0	14	100.0	100.0	7.0	
12/9	Cincinnati	1	1	1	0	0	0	0	0	0	0	0	0	0	0	7	100.0	100.0	7.0	
12/15	at Carolina	0	0	0	0	0	0	0	0	0	0	0	0	0	0	0	0.0	0.0	0.0	
12/22	Tampa Bay	1	1	1	0	0	0	0	0	0	0	0	0	0	0	7	100.0	100.0	7.0	
12/29	at Philadelphia																			
1/5	Washington																			
TOTALS		17	13	11	1	0	1	1	0	1	2	0	0	0	0	94	76.5	82.4	5.5	

OPPONENT

Date	Opponent	Pos	TD	PAT	2-Pt.	Miss		FG	FGA	Blk/MFG		INT	Fum	Dwns	Drive Ends			Score		
						PAT					MFG				Half	Game	Pts	TD%	Pct.	Pts/Poss
9/8	at Cleveland	2	2	2	0	0	0	0	0	0	0	0	0	0	0	14	100.0	100.0	7.0	
9/15	New Orleans	3	3	2	0	1	0	0	0	0	0	0	0	0	0	20	100.0	100.0	6.7	
9/22	Baltimore	2	2	2	0	0	0	0	0	0	0	0	0	0	0	14	100.0	100.0	7.0	
9/26	at N.Y. Giants	1	0	0	0	0	1	1	0	0	0	0	0	0	0	3	0.0	100.0	3.0	
10/6	at Pittsburgh	1	1	1	0	0	0	0	0	0	0	0	0	0	0	7	100.0	100.0	7.0	
10/13	Detroit	3	2	2	0	0	1	1	0	0	0	0	0	0	0	17	66.7	100.0	5.7	
10/27	at San Francisco	4	3	3	0	0	0	0	0	0	0	0	0	0	1	21	75.0	75.0	5.3	
11/3	at Atlanta	2	2	2	0	0	0	0	0	0	0	0	0	0	0	14	100.0	100.0	7.0	
11/10	Philadelphia	3	3	3	0	0	0	0	0	0	0	0	0	0	0	21	100.0	100.0	7.0	
11/18	Houston	2	2	2	0	0	0	0	0	0	0	0	0	0	0	14	100.0	100.0	7.0	
11/24	at Washington	1	1	0	1	0	0	0	0	0	0	0	0	0	0	8	100.0	100.0	8.0	
11/28	N.Y. Giants	2	2	2	0	0	0	0	0	0	0	0	0	0	0	14	100.0	100.0	7.0	
12/9	Cincinnati	1	1	1	0	0	0	0	0	0	0	0	0	0	0	7	100.0	100.0	7.0	
12/15	at Carolina	1	1	1	0	0	0	0	0	0	0	0	0	0	0	7	100.0	100.0	7.0	
12/22	Tampa Bay	1	1	1	0	0	0	0	0	0	0	0	0	0	0	7	100.0	100.0	7.0	
12/29	at Philadelphia																			
1/5	Washington																			
TOTALS		29	26	24	1	1	2	2	0	0	0	0	0	0	1	188	89.7	96.6	6.5	

QUARTER BY QUARTER ANALYSIS

DALLAS

OPPONENT

	1st Quarter																					
	1st				3rd Down			TOP	Penalties		1st				3rd Down			TOP	Penalties			
	Pts	Yds	Rush	Pass	Dwns	Md	Att		Pct	No.	Yds	Pts	Yds	Rush	Pass	Dwns	Md		Att	Pct	No.	Yds
@ Cle	7	110	32	78	5	2	4	50.0%	8:24	3	25	3	30	12	18	1	0	3	0.0%	6:36	5	25
NO	3	81	33	48	6	1	3	33.3%	10:41	1	10	14	150	15	135	5	1	1	100.0%	4:19	2	20
Bal	3	102	23	79	6	3	5	60.0%	8:41	3	19	14	141	55	86	7	1	1	100.0%	6:19	1	5
@ NYG	7	100	18	82	5	2	3	66.7%	8:11	3	25	3	73	16	57	2	2	3	66.7%	6:49	1	15
@ Pit	3	91	9	82	4	1	4	25.0%	8:07	4	25	3	44	28	16	5	1	3	33.3%	6:53	1	5
Det	3	107	9	98	6	1	3	33.3%	8:11	0	0	7	128	71	57	6	2	2	100.0%	6:49	2	10
@ SF	0	65	28	37	4	1	2	50.0%	8:36	2	15	3	96	19	77	2	1	3	33.3%	6:24	2	15
@ Atl	3	56	6	50	3	0	2	0.0%	5:41	1	10	7	113	35	78	6	1	3	33.3%	9:19	2	15
Phi	3	35	26	9	2	1	3	33.3%	5:25	1	5	7	97	50	47	7	2	3	66.7%	9:35	2	15
Hou	0	50	21	29	3	0	2	0.0%	5:28	3	20	14	142	67	75	8	2	4	50.0%	9:32	2	10
@ Was	0	93	26	67	5	1	3	33.3%	9:11	0	0	3	56	53	3	3	1	3	33.3%	5:49	1	5
NYG	3	112	50	62	7	2	3	66.7%	8:23	1	15	7	70	59	11	5	2	3	66.7%	6:37	1	5
Cin	7	118	33	85	5	1	2	50.0%	7:14	1	5	7	79	22	57	5	2	3	66.7%	7:46	2	15
@ Car	0	13	20	-7	1	0	2	0.0%	5:01	2	10	0	72	30	42	5	3	4	75.0%	9:59	2	15
TB	10	89	19	70	5	3	4	75.0%	9:14	1	5	0	41	7	34	1	1	3	33.3%	5:46	1	10
@ Phi																						
Was																						
Totals	52	1,222	353	869	67	19	45	42.2%	7:46	26	189	92	1,332	539	793	68	22	42	52.4%	7:14	27	185

	2nd Quarter																					
	1st				3rd Down			TOP	Penalties		1st				3rd Down			TOP	Penalties			
	Pts	Yds	Rush	Pass	Dwns	Md	Att		Pct	No.	Yds	Pts	Yds	Rush	Pass	Dwns	Md		Att	Pct	No.	Yds
@ Cle	14	106	44	62	8	2	5	40.0%	11:32	1	5	0	24	11	13	0	0	3	0.0%	3:28	2	14
NO	10	145	14	131	9	3	4	75.0%	7:33	1	5	14	160	73	87	9	2	2	100.0%	7:27	1	5
Bal	3	67	9	58	2	1	3	33.3%	4:32	1	10	7	131	56	75	8	4	4	100.0%	10:28	2	10
@ NYG	7	85	11	74	3	0	2	0.0%	2:55	6	45	6	94	13	81	6	3	6	50.0%	12:05	2	10
@ Pit	3	111	14	97	4	1	2	50.0%	5:42	1	5	0	45	42	3	2	0	4	0.0%	9:18	4	30
Det	3	4	5	-1	0	0	4	0.0%	4:06	3	15	20	134	21	113	8	0	3	0.0%	10:54	0	0
@ SF	10	86	18	68	7	3	5	60.0%	8:24	1	5	3	118	51	67	5	1	4	25.0%	6:36	4	34
@ Atl	7	119	74	45	8	0	2	0.0%	8:31	2	10	7	68	10	58	3	1	4	25.0%	6:29	2	11
Phi	3	69	42	27	6	1	5	20.0%	9:05	1	5	7	91	32	59	6	1	2	50.0%	5:55	4	29
Hou	10	159	12	147	9	3	6	50.0%	7:00	2	20	3	90	13	77	5	0	3	0.0%	8:00	4	19
@ Was	3	83	17	66	4	0	3	0.0%	8:56	0	0	0	57	5	52	4	0	3	0.0%	6:04	3	18
NYG	10	63	9	54	4	1	6	16.7%	7:50	4	19	3	33	12	21	4	1	5	20.0%	7:10	5	35
Cin	3	39	28	11	2	0	3	0.0%	5:39	1	5	7	161	11	150	7	1	3	33.3%	9:21	2	17
@ Car	10	176	50	126	8	3	5	60.0%	10:27	4	35	7	105	13	92	2	0	2	0.0%	4:33	2	20
TB	13	154	4	150	7	2	5	40.0%	5:47	0	0	14	153	50	103	10	2	3	66.7%	9:13	0	0
@ Phi																						
Was																						
Totals	109	1,466	351	1,115	81	20	60	33.3%	7:12	28	184	98	1,464	413	1051	79	16	51	31.4%	7:48	37	252

	3rd Quarter																					
	1st				3rd Down			TOP	Penalties		1st				3rd Down			TOP	Penalties			
	Pts	Yds	Rush	Pass	Dwns	Md	Att		Pct	No.	Yds	Pts	Yds	Rush	Pass	Dwns	Md		Att	Pct	No.	Yds
@ Cle	16	26	21	5	1	0	3	0.0%	4:41	3	20	7	71	12	59	6	2	5	40.0%	10:19	3	20
NO	3	87	21	66	3	2	3	66.7%	7:04	2	11	6	69	49	20	6	2	2	100.0%	7:56	1	5
Bal	0	52	11	41	6	0	1	0.0%	5:42	2	15	7	122	122	0	5	1	2	50.0%	9:18	7	60
@ NYG	3	48	24	24	2	0	2	0.0%	6:02	2	19	3	91	-3	94	5	0	2	0.0%	8:58	0	0
@ Pit	0	121	41	80	7	3	4	75.0%	10:29	4	35	7	83	5	78	5	0	1	0.0%	4:31	1	5
Det	3	53	2	51	4	1	3	33.3%	4:49	0	0	10	186	67	119	9	1	2	50.0%	10:11	4	28
@ SF	0	16	10	6	0	0	2	0.0%	3:08	2	5	21	167	64	103	10	5	5	100.0%	11:52	1	0
@ Atl	3	71	40	31	3	1	4	25.0%	8:42	4	25	7	66	39	27	4	1	2	50.0%	6:18	0	0
Phi	0	4	5	-1	0	0	3	0.0%	5:38	2	15	14	116	66	50	8	1	2	50.0%	9:22	1	5
Hou	0	67	4	63	5	0	3	0.0%	7:00	1	10	3	99	12	87	4	1	2	50.0%	8:00	2	25
@ Was	7	74	19	55	6	0	1	0.0%	7:28	2	10	6	76	53	23	4	3	5	60.0%	7:32	2	34
NYG	14	90	16	74	6	3	3	100.0%	7:02	0	0	0	57	37	20	3	0	2	0.0%	7:58	3	28
Cin	7	134	79	55	8	3	4	75.0%	11:18	1	15	0	37	15	22	2	1	1	100.0%	3:42	2	10
@ Car	14	160	80	80	11	1	1	100.0%	10:05	1	5	0	-5	1	-6	0	0	2	0.0%	4:55	1	5
TB	3	37	1	36	1	0	1	0.0%	3:05	1	5	3	68	32	36	6	2	4	50.0%	11:55	1	10
@ Phi																						
Was																						
Totals	73	1,040	374	666	63	14	38	36.8%	6:49	27	190	94	1,303	571	732	77	20	39	51.3%	8:11	29	235

	4th Quarter/OT																					
	1st				3rd Down			TOP	Penalties		1st				3rd Down			TOP	Penalties			
	Pts	Yds	Rush	Pass	Dwns	Md	Att		Pct	No.	Yds	Pts	Yds	Rush	Pass	Dwns	Md		Att	Pct	No.	Yds
@ Cle	3	23	5	18	1	0	2	0.0%	4:29	4	35	7	105	58	47	8	0	4	0.0%	10:31	1	5
NO	0	40	0	40	2	0	3	0.0%	4:11	0	0	3	53	53	0	4	0	3	0.0%	10:49	1	10
Bal	19	191	4	187	12	3	4	75.0%	6:20	0	0	0	62	41	21	4	1	3	33.3%	8:40	3	30
@ NYG	3	60	27	33	4	1	3	33.3%	7:15	0	0	3	45	0	45	3	0	5	0.0%	7:45	1	10
@ Pit	14	122	45	77	10	4	5	80.0%	8:11	2	22	7	54	17	37	5	2	4	50.0%	6:49	2	10
Det	0	87	37	50	6	1	3	33.3%	8:11	1	15	10	44	25	19	4	1	3	33.3%	6:49	2	25
@ SF	14	125	0	125	7	0	3	0.0%	6:40	1	5	3	88	89	-1	2	1	4	25.0%	8:20	2	24
@ Atl	8	132	17	115	9	2	5	40.0%	7:46	2	10	6	63	16	47	4	1	4	25.0%	7:14	0	0
Phi	0	38	24	14	3	1	3	33.3%	5:51	1	15	6	44	39	5	3	0	4	0.0%	9:09	0	0
Hou	0	112	27	85	7	2	4	50.0%	9:55	3	16	14	60	49	11	4	1	3	33.3%	5:05	1	15
@ Was	24	82	30	52	4	1	4	25.0%	9:37	2	10	17	223	35	188	8	0	1	0.0%	5:23	2	20
NYG	0	52	47	5	4	1	3	33.3%	8:21	1	14	10	87	8	79	5	0	2	0.0%	6:39	4	30
Cin	3	31	16	15	2	0	3	0.0%	2:38	1	11	10	156	26	130	9	0	3	0.0%	12:22	4	35

HALF BY HALF ANALYSIS AND PENALTY BREAKDOWN

HALF BY HALF ANALYSIS

	DALLAS										OPPONENT											
	1st Half										2nd Half/OT											
	Pts	Yds	Rush	Pass	1st Dwns	3rd Down			TOP	Penalties		Pts	Yds	Rush	Pass	1st Dwns	3rd Down			TOP	Penalties	
						Md	Att	Pct		No	Yds					Md	Att	Pct		No	Yds	
@ Cle	20	216	76	140	13	4	9	44.4%	19:56	4	30	3	54	23	31	1	0	6	0.0%	10:04	7	39
NO	13	226	47	179	15	4	7	57.1%	18:14	2	15	28	310	88	222	14	3	3	#####	11:46	3	25
Bal	6	169	32	137	8	4	8	50.0%	13:13	4	29	21	272	111	161	15	5	5	#####	16:47	3	15
@ NYG	14	185	29	156	8	2	5	40.0%	11:06	9	70	9	167	29	138	8	5	9	55.6%	18:54	3	25
@ Pit	6	202	23	179	8	2	6	33.3%	13:49	5	30	3	89	70	19	7	1	7	14.3%	16:11	5	35
Det	6	111	14	97	6	1	7	14.3%	12:17	3	15	27	262	92	170	14	2	5	40.0%	17:43	2	10
@ SF	10	151	46	105	11	4	7	57.1%	17:00	3	20	6	214	70	144	7	2	7	28.6%	13:00	6	49
@ Atl	10	175	80	95	11	0	4	0.0%	14:12	3	20	14	181	45	136	9	2	7	28.6%	15:48	4	26
Phi	6	104	68	36	8	2	8	25.0%	14:30	2	10	14	188	82	106	13	3	5	60.0%	15:30	6	44
Hou	10	209	33	176	12	3	8	37.5%	12:28	5	40	17	232	80	152	13	2	7	28.6%	17:32	6	29
@ Was	3	176	43	133	9	1	6	16.7%	18:07	0	0	3	113	58	55	7	1	6	16.7%	11:53	4	23
NYG	13	175	59	116	11	3	9	33.3%	16:13	5	34	10	103	71	32	9	3	8	37.5%	13:47	6	40
Cin	10	157	61	96	7	1	5	20.0%	12:53	2	10	14	240	33	207	12	3	6	50.0%	17:07	4	32
@ Car	10	189	70	119	9	3	7	42.9%	15:28	6	45	7	177	43	134	7	3	6	50.0%	14:32	4	35
TB	23	243	23	220	12	5	9	55.6%	15:01	1	5	14	194	57	137	11	3	6	50.0%	14:59	1	10
@ Phi Was																						
Totals	161	2,688	704	1,984	148	39	105	37.1%	14:58	54	373	190	2,796	952	1,844	79	38	93	40.9	15:02	64	437

	DALLAS										OPPONENT											
	1st Half										2nd Half/OT											
	Pts	Yds	Rush	Pass	1st Dwns	3rd Down			TOP	Penalties		Pts	Yds	Rush	Pass	1st Dwns	3rd Down			TOP	Penalties	
						Md	Att	Pct		No	Yds					Md	Att	Pct		No	Yds	
@ Cle	19	49	26	23	2	0	5	0.0%	9:10	7	55	14	176	70	106	14	2	9	22.2%	20:50	4	25
NO	3	127	21	106	5	2	6	33.3%	11:15	2	11	9	122	102	20	10	2	5	40.0%	18:45	2	15
Bal	19	243	15	228	18	3	5	60.0%	12:02	2	15	7	184	163	21	9	2	5	40.0%	17:58	10	90
@ NYG	6	108	51	57	6	1	5	20.0%	13:17	2	19	6	136	-3	139	8	0	7	0.0%	16:43	1	10
@ Pit	14	243	86	157	17	7	9	77.8%	18:40	6	57	14	137	22	115	10	2	5	40.0%	11:20	3	15
Det	3	140	39	101	10	2	6	33.3%	13:00	1	15	20	230	92	138	13	2	5	40.0%	17:00	6	53
@ SF	14	141	10	131	7	0	5	0.0%	9:48	3	10	24	255	153	102	12	6	9	66.7%	20:12	3	24
@ Atl	11	203	57	146	12	3	9	33.3%	16:28	6	35	13	129	55	74	8	2	6	33.3%	13:32	0	0
Phi	0	42	29	13	3	1	6	16.7%	11:29	3	30	20	160	105	55	11	1	6	16.7%	18:31	1	5
Hou	0	179	31	148	12	2	7	28.6%	16:55	4	26	17	159	61	98	8	2	5	40.0%	13:05	3	40
@ Was	31	156	49	107	10	1	5	20.0%	17:05	4	20	23	299	88	211	12	3	6	50.0%	12:55	4	54
NYG	14	142	63	79	10	4	6	66.7%	15:23	1	14	10	144	45	99	8	0	4	0.0%	14:37	7	58
Cin	10	165	95	70	10	3	7	42.9%	13:56	2	26	10	193	41	152	11	1	4	25.0%	16:04	6	45
@ Car	20	221	141	80	15	3	5	60.0%	18:18	8	54	7	58	17	41	9	0	5	0.0%	11:42	4	30
TB	3	74	8	66	3	0	6	0.0%	12:11	2	15	10	216	77	139	14	3	6	50.0%	17:49	5	37
@ Phi Was																						
Totals	167	2233	721	1512	140	32	92	34.8%	13:56	31	402	204	2598	1088	1510	157	28	87	32.2%	16:04	59	501

PENALTY BREAKDOWN

	DALLAS						OPPONENT							
	Off. Pen	Pen. Yds	Def. Pen.	Pen. Yds	Spec. Tms Pen.	Tot. Pen. Yds.	Off. Pen	Pen. Yds	Def. Pen.	Pen. Yds	Spec. Tms Pen.	Tot. Pen. Yds.		
9/8 @Cle	7	55	3	25	1	5	11	85	8	50	2	9	11	64
9/15 NO	3	20	1	6	0	0	4	26	2	15	2	10	5	40
9/22 Bal	5	34	0	0	1	10	6	44	5	35	6	50	13	105
9/26 @NYG	6	59	3	15	2	15	11	89	4	35	0	0	4	35
10/6 @Pit	6	45	5	42	0	10	11	87	3	15	2	20	8	50
10/13 Det	0	0	2	20	2	0	4	30	3	20	5	43	8	63
10/27 @SF	2	15	0	0	4	15	6	30	5	40	3	33	9	73
11/3 @Atl	8	45	0	0	1	10	9	55	3	25	1	1	4	26
11/10 Phi	1	10	4	30	0	0	5	40	2	10	3	19	7	49
11/18 Hou	4	30	4	26	1	10	9	66	3	19	3	25	9	69
11/24 @Was	3	20	0	0	1	0	4	20	3	20	5	58	8	78
11/28 NYG	3	25	2	18	1	5	6	48	6	45	6	48	13	98
12/9 Cin	2	20	2	16	0	0	4	36	5	45	2	15	10	77
12/15 @Car	6	40	7	49	1	10	14	99	5	25	1	15	8	65
12/22 TB	4	25	0	0	1	5	5	30	2	20	1	9	6	47
12/29 @Phi														
1/4-5/25 Was														
Totals	60	443	33	247	16	95	109	785	59	419	42	355	123	939

KICKOFFS AND REPLAYS

KICKOFF ANALYSIS

	Total	Opp. Returns	TB	Opp. Return Yards	Opp. Avg. Return	Opp. Avg. Starting Yard Line	Opp. Starts Inside 10	Opp. Returns over 20 yards
Aubrey	75	35	37	958	27.4	29.7	1	31
Tot.	75	35	37	958	27.4	29.7	1	31
Opp. Tot.	83	31	53	1,009	32.5	30.4	0	26

Does not include squibb, pooch and onside kicks

REPLAY CHALLENGES

Dallas (1-3)

Game	Situation	Play	Challenge	Decision	Drive Result
Bal	BAL-3-5-BAL 27	L. Jackson rushed for first down	First down ruling	Upheld	Punt
NYG	NYG-1-10-NYG 2	D. Singletary down by contact	Down by contact ruling	Upheld	Field Goal
Pit	PIT-2-10-PIT 42	J. Fields sacked, fumble recovered by Pit	Pit recovered fumble ruling	Upheld	Punt
HOU	HOU-1-10-HOU 3	C. Stroud pass complete to N. Collins	Complete pass ruling	Reversed	Punt

Opponent (1-1)

Game	Situation	Play	Challenge	Decision	Drive Result
WAS	DAL-3-12-DAL 12	C. Rush pass incomplete to J. Brooks	Incomplete pass ruling	Upheld	Punt
CIN	CIN-2-5-DAL 19	J. Burrow pass to C. Brown pushed ob at DAL 3	Out of bounds ruling	Reversed	TD

Overtaken Booth Review

Game	Situation	Play	Challenge	Decision	Drive Result
Pit	1-4-PIT 4	D. Prescott scrambles ob at PIT 1	Runner out of bounds ruling	Reversed	Touchdown
Det	DET 1-9-DAL 9	J. Goff pass short left to T. Patrick, TD	Runner broke the plane ruling	Reversed	Touchdown
Det	DAL 1-10-50	R. Flounoy fumble recovered by DET	Inbounds ruling	Upheld	Field Goal
SF	SF-1-10-SF 17	B. Purdy scrambles left end pushed ob at SF 30	Runner out of bounds ruling	Reversed	Punt
NYG	NYG-3-6-DAL 29	D. Lock scrambles up the middle, TD	Touchdown ruling	Reversed	Touchdown
NYG	NYG-1-10-NYG 3	D. Lock pass incomplete	Incomplete pass ruling	Reversed	Half
NYG	DAL-2-6-NYG 6	C. Rush fumble, recovered by NYG	Fumble ruling	Reversed	Touchdown
CAR	DAL-2-6-CAR 25	R. Dowdle left tackle for 6 yards, FUMBLES	Runner not down by contact ruling	Reversed	Touchdown
TB	TB-2-5-DAL 40	B. Mayfield pass to J. McMilan	Completion ruling	Reversed	Punt
TB	DAL -2-10-TB 11	C. Rush pass to C.Lamb, TD	Runner broke the plane ruling	Reversed	Touchdown
TB	TB-2-19-DAL 25	B. Mayfield sacked, FUMBLE, recovered by DAL-Vigil	Inbounds ruling	Reversed	Punt
TB	TB-1-10-TB 18	B. Mayfield sacked, FUMBLE, recovered by DAL-Do. Wilson	Passer not down by contact ruling	Reversed	Punt

TEAM RECORD WHEN

CATEGORY	2024 SEASON		CATEGORY	2024 SEASON	
		W-L			W-L
COWBOYS AT AT&T STADIUM		2-6	COWBOYS LEAD AT HALFTIME		6-1
COWBOYS ON THE ROAD		5-2	SCORE TIED AT HALFTIME		1-0
COWBOYS ON ARTIFICIAL TURF		4-7	COWBOYS TRAIL AT HALFTIME		0-7
COWBOYS ON GRASS		3-1	COWBOYS LEAD AFTER 1ST QUARTER		3-0
COWBOYS IN DOMES		0-0	SCORE TIED AFTER 1ST QUARTER		2-1
COWBOYS IN RETRACTABLE ROOF STADIUMS		0-1	COWBOYS TRAIL AFTER 1ST QUARTER		2-7
COWBOYS OUTDOORS		0-0	COWBOYS LEAD AFTER 3RD QUARTER		6-0
COWBOYS INDOORS		0-1	SCORE TIED AFTER 3RD QUARTER		0-1
			COWBOYS TRAIL AFTER 3RD QUARTER		1-7
DAY GAMES		4-5	GAME GOES TO OVERTIME		0-0
KICKOFF AT 12:00 CST		2-2			
KICKOFF AT 3:00 CST		2-3	COWBOYS SCORE 20 OR MORE POINTS		7-4
NIGHT GAMES		3-3	COWBOYS SCORE 19 OR LESS POINTS		0-4
			COWBOYS SCORE FIRST		4-3
VS. NFC EAST OVERALL		3-1	OPPONENT SCORES FIRST		3-5
VS. NFC EAST AT HOME		1-1	COWBOYS SCORE ON FIRST POSSESSION		3-4
VS. NFC EAST ON THE ROAD		2-0	COWBOYS ALLOW 20 OR MORE		3-8
			COWBOYS ALLOW 19 OR LESS POINTS		4-0
VS. NFC		5-5			
VS. NFC SOUTH		2-2	COWBOYS HAVE + TURNOVER RATIO		6-1
VS. NFC NORTH		0-1	TURNOVER RATIO EVEN		0-0
VS. NFC WEST		0-1	COWBOYS HAVE - TURNOVER RATIO		1-7
VS. AFC		2-3	COWBOYS HAVE 30:00+TOP		4-1
VS. AFC EAST		0-0	COWBOYS HAVE LESS THAN 30:00 TOP		3-7
VS. AFC SOUTH		0-1			
VS. AFC NORTH		2-2	COWBOYS HAVE 100-YARD RUSHER		2-1
VS. AFC WEST		0-0	COWBOYS HAVE 300 NET PASSING YARDS		1-2
			COWBOYS HAVE 1 100-YARD RECEIVER		2-1
COWBOYS WIN COIN TOSS		2-8	COWBOYS HAVE 2 100-YARD RECEIVERS		0-0
COWBOYS LOSE COIN TOSS		5-0			
IN SEPTEMBER		2-2	OPPONENTS HAVE 100-YARD RUSHER		0-3
IN OCTOBER		1-2	OPPONENTS HAVE 300 NET PASSING YARDS		0-2
IN NOVEMBER		2-3	OPPONENTS HAVE 1 100-YARD RECEIVER		3-3
IN DECEMBER		2-1	OPPONENTS HAVE 2 100-YARD RECEIVERS		0-0
IN JANUARY		0-0			
ON SUNDAY NIGHT		2-1			
ON THURSDAY NIGHT		1-0			
ON MONDAY NIGHT		0-2			
ON SATURDAY		0-0			

THE LAST TIME...

BY COWBOYS

BY OPPONENT

PASSING

502 yards, Dak Prescott vs. Cleveland, 10/4/20	500 Passing Yards	* Never Has Happened *
404 yards, Dak Prescott vs. N.Y. Giants, 11/12/23	400 Passing Yards	434 yards, Philip Rivers vs. L.A. Chargers, 11/23/17
354 yards, Cooper Rush vs. Houston, 11/18/24	300 Passing Yards	303 yards, Baker Mayfield vs. Tampa Bay, 12/22/24
55 att., Cooper Rush vs. Houston, 11/18/24	50+ Pass Attempts	50 att., Tom Brady @ Tampa Bay, 9/9/21
55 att., Cooper Rush vs. Houston, 11/18/24	40+ Pass Attempts	43 att., Baker Mayfield vs. Tampa Bay, 12/22/24
42 comp, Dak Prescott @ Tampa Bay, 9/9/21	40+ Pass Completions	41 comp, Kirk Cousins vs. Washington, 11/24/16
32 comp, Cooper Rush vs. Houston, 11/18/24	30+ Pass Completions	31 comp, Baker Mayfield vs. Tampa Bay, 12/22/24
26 comp, Cooper Rush vs. Tampa Bay, 12/22/24	25+ Pass Completions	31 comp, Baker Mayfield vs. Tampa Bay, 12/22/24
52 yards, Cooper Rush vs. Tampa Bay, 12/22/24	Pass Play of 50-or-more Yards	83 yards, Bryce Young @ Carolina, 12/15/24
* Never Has Happened *	Six Touchdown Passes	6 tds, Y.A. Tittle @ N.Y. Giants, 12/16/62
5 tds, Dak Prescott: (14, 24, 2, 9, 8) @ Philadelphia, 1/8/22	Five Touchdown Passes	5 tds, Russell Wilson: (43, 1, 1, 1, 29) @ Seattle, 9/27/20
4 tds, Dak Prescott: (3, 4, 6, 5) @ Washington, 1/7/24	Four Touchdown Passes	4 tds, Brock Purdy: (19, 38, 10, 1) @ San Francisco, 10/8/23
3 tds, Cooper Rush: (14, 11, 17) @ Carolina, 12/15/24	Three Touchdown Passes	3 tds, Joe Burrow: (5, 19, 40) vs. Cincinnati, 12/9/24
5 ints, Tony Romo vs. Chicago, 10/1/12	Five Interceptions Thrown	5 ints, Dan Marino vs. Miami, 11/25/99
4 ints, Tony Romo vs. N.Y. Giants, 10/28/12	Four Interceptions Thrown	4 ints, Taysom Hill @ New Orleans, 12/2/21
3 ints, Dak Prescott @ San Francisco, 10/8/23	Three Interceptions Thrown	3 ints, Zach Wilson vs. N.Y. Jets, 9/17/23
2 ints, Dak Prescott @ San Francisco, 10/27/24	Two Interceptions Thrown	2 ints, Bryce Young @ Carolina, 12/15/24
Cooper Rush vs. Tampa Bay, 12/22/24	100-Plus Passer Rating	Joe Burrow vs. Cincinnati, 12/9/24

RUSHING

253 yards, DeMarco Murray vs. St. Louis, 10/23/11	200 Rushing Yards	200 yards, Alfred Morris @ Washington, 12/30/12
151 yards, Ezekiel Elliott @ Philadelphia, 11/11/18	150 Rushing Yards	151 yards, Derrick Henry vs. Baltimore, 9/22/24
149 yards, Rico Dowdle @ Carolina, 12/15/24	100 Rushing Yards	109 yards, Joe Mixon vs. Houston, 11/18/24
131 yards/117 yards, Tony Pollard/Ezekiel Elliott vs. L.A. Rams, 12/15/19	Two 100-Yard Rushers	139 yards/108 yards, Le'Ron McClain/Willis McGahee vs. Baltimore, 12/20/08
4 tds, Emmitt Smith @ N.Y. Giants, 9/4/95	Four Rushing Touchdowns	4 tds, Aaron Jones: (18, 3, 5, 1) vs. Green Bay, 10/6/19
3 tds, Tony Pollard: (18, 7, 54) vs. Chicago, 10/30/22	Three Rushing Touchdowns	3 tds, Joe Mixon: (45, 1, 1) vs. Houston, 11/18/24
2 tds, Tony Pollard: (2, 1) @ N.Y. Giants, 9/10/23	Two Rushing Touchdowns	2 tds, Jalen Hurts: (1, 8) vs. Philadelphia, 11/10/24
2 tds/2 tds, Tony Dorsett (9, 33)/Robert Newhouse (14, 3) @ N.Y. Giants, 11/9/80	Two Players with Two Rushing Touchdowns	* Never Has Happened *
Rico Dowdle: (1)/Dak Prescott: (10)/CeeDee Lamb: (14) vs. N.Y. Giants, 11/12/23	Three Players with one Rushing Touchdown	James Cook: (24)/Josh Allen: (1)/Latavius Murray: (2) @ Buffalo, 12/17/23
33 att., Ezekiel Elliott @ Washington, 10/29/17	30+ Rushing Attempts	32 att., Chris Carson @ Seattle, 9/23/18
91 yards, DeMarco Murray vs. St. Louis, 10/23/11	Run of 75+ Yards	82 yards, Le'Ron McClain vs. Baltimore, 12/20/08
54 yards, Tony Pollard vs. Chicago, 10/30/22	Run of 50-74 Yards	69 yards, Kenyan Drake vs. Arizona, 10/19/20
354 yards, Dallas 37, Seattle 13 @ Baltimore, 12/6/81	300 Rushing Yards (Team)	307 yards vs. Cleveland, 10/4/20
211 yards @ Carolina, 12/15/24	200 Rushing Yards (Team)	223 yards @ San Francisco, 10/27/24

RECEIVING

227 yards, CeeDee Lamb vs. Detroit, 12/30/23	200 Receiving Yards	329 yards, Calvin Johnson @ Detroit, 10/27/13
227 yards, CeeDee Lamb vs. Detroit, 12/30/23	150 Receiving Yards	177 yards, Ja'Marr Chase vs. Cincinnati, 12/9/24
105 yards, CeeDee Lamb vs. Tampa Bay, 12/22/24	100 Receiving Yards	110 yards, Jalen Coker @ Carolina, 12/15/24
173 yards/151 yards, Brandin Cooks/CeeDee Lamb vs. N.Y. Giants, 11/12/23	Two 100-Yard Receivers	113 yards/103 yards, DeVonta Smith/A.J. Brown vs. Philadelphia, 12/24/22
4 tds, Terrell Owens: (4, 31, 46, 52) vs. Washington, 11/18/07	Four Touchdown Receptions	4 tds, Harold Jackson @ LA Rams, 10/14/73
3 tds, Michael Gallup: (4, 32, 45) vs. Washington, 12/29/19	Three Touchdown Receptions	3 tds, DK Metcalf: (73, 1, 3) vs. Seattle, 11/30/23
2 tds, CeeDee Lamb: (7, 20) @ San Francisco, 10/27/24	Two Touchdown Receptions	2 tds, Ja'Marr Chase: (5, 40) vs. Cincinnati, 12/9/24
Cedrick Wilson: (14, 24)/Dalton Schultz: (2, 9) @ Philadelphia, 1/8/22	Two Players with Two Touchdown Receptions	Jerry Rice/Terrell Owens vs. San Francisco, 9/24/00
10, CeeDee Lamb @ Washington, 11/24/24	10+ Receptions	14, Ja'Marr Chase vs. Cincinnati, 12/9/24
92 yards, CeeDee Lamb vs. Detroit, 12/30/23	70-Yard Reception	83 yards, Jalen Coker @ Carolina, 12/15/24
64 yards, KaVontae Turpin vs. Houston, 11/18/24	60-Yard Reception	63 yards, Jameson Williams vs. Detroit, 12/30/23
52 yards, CeeDee Lamb vs. Tampa Bay, 12/22/24	50-Yard Reception	52 yards, Sam LaPorta vs. Detroit, 10/13/24

THE LAST TIME...

COMBINED YARDS

149 yards/116 yards, Rico Dowdle/CeeDee Lamb @ Carolina, 12/15/24	100-Yard Rusher and 100-Yard Receiver	103 yards/109 yards, Travis Etienne Jr./Zay Jones @ Jacksonville, 12/18/22
227 yards/345 yards, CeeDee Lamb/Dak Prescott vs. Detroit, 12/30/23	100-Yard Receiver and 300-Yard Passer	177 yards/369 yards, Ja'Marr Chase/Joe Burrow vs. Cincinnati, 12/9/24
110 yards/302 yards, Ezekiel Elliott/Dak Prescott vs. N.Y. Giants, 10/10/21	100-Yard Rusher and 300-Yard Passer	103 yards/318 yards, Travis Etienne Jr./Trevor Lawrence @ Jacksonville, 12/18/22
105 yards/377 yards/121 yards, Ezekiel Elliott/Andy Dalton Michael Gallup vs. Philadelphia, 12/27/20	100-Yard Rusher, 300-Yard Passer, 100-Yard Receiver	103 yards/318 yards/109 yards, Travis Etienne Jr./Trevor Lawrence Zay Jones @ Jacksonville, 12/18/22
105 yards/121/121 yards, Ezekiel Elliott/Michael Gallup/Amari Cooper vs. Philadelphia, 12/27/20	100-Yard Rusher, Two 100-Yard Receivers	102 yards/118/129 yards, Michael Turner/Roddy White/Julio Jones @ Atlanta, 11/4/12
173/151 yards/404 yards, Brandin Cooks/CeeDee Lamb/Dak Prescott vs. N.Y. Giants, 11/12/23	Two 100-Yard Receivers, 300-Yard Passer	113/103 yards/355 yards, DeVonta Smith/A.J. Brown/Gardner Minshew vs. Philadelphia, 12/24/22

DEFENSE

3 ints, Terence Newman @ Washington, 12/14/03	Three-Interception Game	3 ints, Adrian Wilson @ Arizona, 10/20/02
2 ints, DaRon Bland vs. New England, 10/1/23	Two-Interception Game	2 ints, Brian Branch vs. Detroit, 10/13/24
Dexter Coakley: (46, 12)/Deion Sanders: (0, 0) vs. Miami, 11/25/99	Two Players With Two Interceptions	* Never Has Happened *
23 yards, DeMarvion Overshown vs. N.Y. Giants, 11/28/24	Interception Returned for Touchdown	29 yards, Kendall Fuller @ Washington, 1/8/23
* Never Has Happened *	Two Fumble Recoveries	2 fr, Vonn Bell @ New Orleans, 9/29/19
11 yards, Leighton Vander Esch vs. New England, 10/1/23	Fumble Returned for Touchdown	53 yards, Rodney McLeod @ Philadelphia, 11/1/20
5 to vs. Philadelphia, 11/10/24	Forced 5+ Turnovers	5 to vs. Indianapolis, 12/4/22
4 to @ San Francisco, 10/8/23	Forced Four Turnovers	4 to @ Carolina, 12/15/24
4 to @ Carolina, 12/15/24	Forced Three+ Turnovers	5 to vs. Philadelphia, 11/10/24
1 to @ Carolina, 12/15/24	At Least One Turnover	2 to vs. Tampa Bay, 12/22/24
4.0 sk, DeMarcus Ware @ Philadelphia, 10/30/11	Four-Sack Game	4.0 sk, Phillip Daniels @ Washington, 12/18/05
3.0 sk, DeMarcus Lawrence @ N.Y. Giants, 9/26/22	Three-Sack Game	3.0 sk, Aidan Hutchinson vs. Detroit, 12/30/23
2.0 sk, Micah Parsons @ Carolina, 12/15/24	Two-Sack Game	2.0 sk, Danielle Hunter vs. Houston, 11/18/24
Sam Williams vs. L.A. Rams, 10/29/23	Safety Scored	@ Philadelphia, 11/1/20
@ N.Y. Giants, 9/10/23	Shutout	@ Indianapolis, 12/16/18
31 yards vs. Tampa Bay, 12/22/24	Less Than 50 Rushing Yards	26 yards @ N.Y. Giants, 9/26/24
60 yards @ Carolina, 12/15/24	Less Than 100 Rushing Yards	31 yards vs. Tampa Bay, 12/22/24
49 yards vs. Philadelphia, 11/10/24	Less Than 50 Net Passing Yards	46 yards @ Atlanta, 11/11/01
49 yards vs. Philadelphia, 11/10/24	Less Than 100 Net Passing Yards	85 yards @ Buffalo, 12/17/23
49 yards vs. Philadelphia, 11/10/24	Less Than 150 Net Passing Yards	131 yards vs. N.Y. Giants, 11/28/24
136 yards vs. Seattle, 12/24/17	Less Than 150 Net Offensive Yards	146 yards vs. Philadelphia, 11/10/24
180 yards @ Washington, 1/7/24	Less Than 200 Net Offensive Yards	146 yards vs. Philadelphia, 11/10/24

THE LAST TIME...

SPECIAL TEAMS

43 yards/99 yards, Juanyeh Thomas/KaVontae Turpin @ Washington, 11/24/24	Kickoff Returned for Touchdown	100 yards, Dwayne Harris @ N.Y. Giants, 10/25/15
60 yards, KaVontae Turpin @ Cleveland, 9/8/24	Punt Returned for Touchdown	98 yards, Damaris Johnson vs. Philadelphia, 12/2/12
Juanyeh Thomas @ N.Y. Giants, 9/10/23	Blocked Field Goal Returned for Touchdown	55 yards, William White; Eddit Murray, kicker @ Detroit, 10/27/91
Corey Clement vs. Washington, 12/26/21	Blocked Punt Returned for Touchdown	Doug Baldwin @ Seattle, 10/12/14
35 yards, Brandon Aubrey @ Washington, 11/24/24	Field Goal Blocked	45 yards, Graham Gano @ N.Y. Giants, 9/10/23
Blake Grupe [Chauncey Golston blocked] vs. New Orleans, 9/15/24	PAT Blocked	Brett Maher [Grover Stewart blocked] vs. Indianapolis, 12/4/22
Chris Jones @ New England, 11/24/19	Punt Blocked	Tress Way @ Washington, 1/7/24
Brandon Aubrey vs. Washington, 11/23/23	Missed PAT	Austin Seibert/Austin Seibert @ Washington, 11/24/24
@ Washington, 1/7/24	No Punts	vs. Detroit, 10/13/24
10 punts, Bryan Anger @ Washington, 1/8/23	10+ Punts	10 punts, Brad Maynard vs. Chicago, 11/25/04
C.J. Goodwin vs. Baltimore, 9/22/24	Successful Onside Kick	Michael Thomas vs. N.Y. Giants, 9/16/18
6 fg, Dan Bailey: (41, 27, 32, 41, 23, 40) vs. Washington, 9/26/11	Six Field Goals	7 fg, Greg Zuerlein: (49, 44, 44, 30, 28, 43, 33) vs. L.A. Rams, 10/1/17
5 fg, Brandon Aubrey: (35, 21, 55, 26, 30) vs. N.Y. Jets, 9/17/23	Five Field Goals	5 fg, Greg Joseph: (52, 41, 38, 22, 42) @ N.Y. Giants, 9/26/24
4 fg, Brandon Aubrey: (58, 49, 58, 53) vs. Tampa Bay, 12/22/24	Four Field Goals	4 fg, Jake Bates: (40, 48, 33, 33) vs. Detroit, 10/13/24
60 yards, Brandon Aubrey @ N.Y. Giants, 9/26/24	60+ Yard Field Goal	62 yards, Matt Prater @ Arizona, 9/24/23
58 yards, Brandon Aubrey vs. Tampa Bay, 12/22/24	50+ Yard Field Goal	51 yards, Austin Seibert @ Washington, 11/24/24
20 yards, KaVontae Turpin vs. Cincinnati, 12/9/24	20-Yard Punt Return	22 yards, Ihmir Smith-Marsette vs. N.Y. Giants, 11/28/24

TEAM/MISCELLANEOUS

640 yards vs. N.Y. Giants, 11/12/23	600 Net Offensive Yards	625 yards @ New Orleans, 11/10/13
567 yards @ New England, 10/17/21	500 Net Offensive Yards	503 yards @ Jacksonville, 12/18/22
410 yards @ Carolina, 12/15/24	400 Net Offensive Yards	410 yards vs. Tampa Bay, 12/22/24
@ N.Y. Giants, 9/10/23	Touchdown on Offense, Defense and Special Teams	@ N.Y. Giants, 10/25/15
Cooper Rush @ Atlanta, 11/3/24	Two-Point Conversion Made	Jayden Daniels @ Washington, 11/24/24
Dak Prescott/Dak Prescott vs. Baltimore, 9/22/24	Two-Point Conversion Failed	Bradley Pinion @ Atlanta, 11/3/24
Dallas 51, Seattle 7 vs. Seattle, 11/27/80	50 Points Scored	vs. Denver, 10/6/13
vs. Seattle, 11/30/23	40 Points Scored	vs. Detroit, 10/13/24
@ New England, 10/17/21	Overtime Win	@ Jacksonville, 12/18/22
vs. Washington, 12/26/21	20 First Quarter Points	vs. Atlanta, 9/20/20
vs. N.Y. Giants, 11/12/23	20 Second Quarter Points	vs. Detroit, 10/13/24
vs. Denver, 11/7/21	No Points Scored in First Half	vs. N.Y. Giants, 11/12/23
vs. Carolina, 10/3/21	20 Third Quarter Points	@ San Francisco, 10/27/24
@ Washington, 11/24/24	20 Fourth Quarter Points	vs. Washington, 11/26/20
24 (Q4) @ Washington, 11/24/24	20+ Points in One Quarter	21 (Q3) @ San Francisco, 10/27/24
31 (second half) @ Washington, 11/24/24	30 Points in One Half	35 (first half) vs. New Orleans, 9/15/24
(10, 10, 7, 14 Points) vs. Seattle, 11/30/23	Scored a Touchdown in Each Quarter	(7, 7, 7, 6 Points) @ Atlanta, 11/3/24
@ Washington, 1/7/24	Won by 20+ Points	vs. Houston, 11/18/24
vs. Philadelphia, 1/3/10	Shutout at Home	* Never Has Happened *
@ N.Y. Giants, 9/10/23	Shutout on the Road	@ Indianapolis, 12/16/18
0 pen vs. Arizona, 10/30/05	No Penalties	0 pen @ Philadelphia, 11/11/18
14 pen @ Carolina, 12/15/24	10+ Penalties	10 pen vs. Cincinnati, 12/9/24
0 to vs. Tampa Bay, 12/22/24	No Turnovers	0 to @ San Francisco, 10/27/24
4 td @ Washington, 11/24/24	Four-Touchdown Game	4 td vs. Houston, 11/18/24
3 td @ Carolina, 12/15/24	Three-Touchdown Game	3 td vs. Tampa Bay, 12/22/24
vs. Philadelphia, 11/10/24	No Touchdowns	@ N.Y. Giants, 9/26/24
42:15 TOP vs. N.Y. Jets, 9/17/23	40:00 Time of Possession (non-overtime)	41:12 TOP vs. Denver, 11/7/21
vs. N.Y. Giants, 11/28/24	No Sacks/No Interceptions Allowed	vs. Baltimore, 9/22/24
4 tds, Terrell Owens vs. Washington, 11/18/07	Four Touchdowns by a Player	4 tds, Alvin Kamara vs. New Orleans, 9/15/24
3 tds, Jake Ferguson vs. Green Bay, 1/14/24	Three Touchdowns by a Player	3 tds, Joe Mixon vs. Houston, 11/18/24

LONGEST/SHORTEST

LONGEST DRIVE

Most Plays (Cowboys)	16 plays at Pittsburgh (10/6)	90 yards, 8:32, Touchdown
Most Plays (Opponent)	15 plays at Cleveland (9/8)	64 yards, 6:53, Touchdown
	15 plays at N.Y. Giants (9/26)	52 yards, 8:10, Field Goal
Most Yards (Cowboys)	91 yards vs. Baltimore (9/22)	11 plays, 2:33, Touchdown
Most Yards (Opponent)	88 yards vs. Baltimore (9/22)	8 plays, 2:42, Touchdown
Most Time (Cowboys)	8:32 at Pittsburgh (10/6)	16 plays, 90 yards, Touchdown
Most Time (Opponent)	8:10 at N.Y. Giants (9/26)	15 plays, 52 yards, Field Goal

LONGEST TOUCHDOWN DRIVE

Most Plays (Cowboys)	16 plays at Pittsburgh (10/6)	90 yards, 8:32
Most Plays (Opponent)	15 plays at Cleveland (9/8)	64 yards, 6:53
Most Yards (Cowboys)	91 yards vs. Baltimore (9/22)	11 plays, 2:33
Most Yards (Opponent)	88 yards vs. Baltimore (9/22)	8 plays, 2:42
Most Time (Cowboys)	8:32 at Pittsburgh (10/6)	16 plays, 90 yards
Most Time (Opponent)	7:56 vs. New Orleans (9/15)	13 plays, 70 yards

LONGEST FIELD GOAL DRIVE

Most Plays (Cowboys)	14 plays vs. New Orleans (9/15)	41 yards, 7:26
Most Plays (Opponent)	15 plays at N.Y. Giants (9/26)	52 yards, 8:10
Most Yards (Cowboys)	65 yards vs. N.Y. Giants (11/28)	11 plays, 5:17
Most Yards (Opponent)	77 yards at N.Y. Giants (9/26)	11 plays, 6:18
	77 yards vs. Houston (11/18)	9 plays, 5:41
Most Time (Cowboys)	7:26 vs. New Orleans (9/15)	14 plays, 41 yards
Most Time (Opponent)	8:10 at N.Y. Giants (9/26)	15 plays, 52 yards

SHORTEST TOUCHDOWN DRIVE

Fewest Plays (Cowboys)	0 plays at Washington (11/24)	0 yards, 0:13
	0 plays at Washington (11/24)	0 yards, 0:07
Fewest Plays (Opponent)	1 plays vs. New Orleans (9/15)	70 yards, 0:09
	1 plays vs. Detroit (10/13)	4 yards, 0:04
	1 plays at Washington (11/24)	86 yards, 0:12
	1 plays at Carolina (12/15)	83 yards, 0:11
Fewest Yards (Cowboys)	0 yards at Washington (11/24)	0 plays, 0:13
	0 yards at Washington (11/24)	0 plays, 0:07
Fewest Yards (Opponent)	4 yards vs. Detroit (10/13)	1 plays, 0:04
Shortest Time (Cowboys)	0:07 at Washington (11/24)	0 plays, 0 yards
Shortest Time (Opponent)	0:04 vs. Detroit (10/13)	1 plays, 4 yards

SHORTEST FIELD GOAL DRIVE

Fewest Plays (Cowboys)	3 plays vs. Baltimore (9/22)	37 yards, 0:23
	3 plays at Washington (11/24)	58 yards, 0:42
Fewest Plays (Opponent)	4 plays vs. New Orleans (9/15)	5 yards, 2:38
	4 plays vs. Philadelphia (11/10)	0 yards, 1:13
	4 plays vs. Philadelphia (11/10)	9 yards, 2:10
	4 plays vs. N.Y. Giants (11/28)	1 yards, 1:51
Fewest Yards (Cowboys)	1 yards at Cleveland (9/8)	4 plays, 0:55
	1 yards vs. Detroit (10/13)	4 plays, 0:28
	1 yards vs. Philadelphia (11/10)	4 plays, 0:20
Fewest Yards (Opponent)	0 yards vs. Philadelphia (11/10)	4 plays, 1:13
Shortest Time (Cowboys)	0:20 vs. Philadelphia (11/10)	4 plays, 1 yards
Shortest Time (Opponent)	1:09 at Washington (11/24)	6 plays, 37 yards



NON-MEDIA GUIDE BIOS



ONE COWBOYS WAY ★ FRISCO, TEXAS 75034 ★ P:972.497.4959 ★ WWW.DALLASCOWBOYS.COM

2024 NON-MEDIA GUIDE BIOS

DALVIN COOK

20 • Running Back

5-10 • 210 • 8/10/95
Florida State • FA-24
NFL: 8th Year • Cowboys: 1st Year
Games/Starts: 2023-15/0; Career-88/72
Postseason: 2023-1/0; Career-4/3



PRO: The Dallas Cowboys added a four-time Pro Bowl running back in Dalvin Cook prior to the regular season. Cook spent six seasons in Minnesota (five with Mike Zimmer) and rushed for 5,993 yards and 47 touchdowns on 1,282 carries (4.7 avg.) while adding 221 receptions for 1,794 yards. With Ezekiel Elliott's three Pro Bowls and Cook's four career nods, the Cowboys position group can now claim the most Pro Bowl honors of any running back room in the NFL (seven). Cook started the season on the practice squad in Dallas while ramping up his conditioning and knowledge of the offense due to missing training camp and preseason.



TRANSACTION SUMMARY:

- 8/29/24:** Signed to Dallas' practice squad.
- 1/3/24:** Released by the N.Y. Jets and signed to Baltimore's practice squad (1/5/24).
- 6/9/23:** Released by Minnesota and signed with a one-year contract with the N.Y. Jets (8/16).
- 9/12/20:** Signed a five-year extension with Minnesota through 2025.
- 10/5/17:** Placed on Reserve/Injured with a knee injury
- 4/28/17:** Drafted in the second round (41st overall) by Minnesota.

2023 (N.Y. Jets/Baltimore):

- Signed with the N.Y. Jets as a free agent during training camp and finished with 214 rushing yards on 67 carries in 16 games played.
- Released ahead of the playoffs and signed to Baltimore's practice squad where he played in one game.
- In his lone game with the Ravens, rushed for 23 yards on eight carries in the Divisional Round win over Houston (1/20/24).

2022 (Minnesota):

- Started all 17 games and was named to his fourth consecutive Pro Bowl, recording 1,173 rushing yards and eight touchdowns on 264 carries. Added 39 receptions for 295 yards and two touchdowns.
- Went over 100 rushing yards twice - against Arizona (111 yards; 10/30) and at Buffalo (119 yards; 11/13).
- Carried the ball at least 20 times in five games and had over 100 scrimmage yards in five contests.
- Tallied 17 carries for 96 yards (5.6 avg.) with a touchdown in the win against Detroit (9/25).
- Recorded a season-high 119 rushing yards on 14 carries (8.5) at Buffalo, including a career-long 81-yard touchdown run.

2021 (Minnesota):

- Started all 13 games he played and led the NFC in rushing with 1,159 yards, his third consecutive season reaching the 1,000-yard mark, while garnering his third straight Pro Bowl nod.
- Recorded his first 100-yard rushing day of the season at Arizona (9/19), gaining 131 yards on 22 carries.
- In the overtime win at Carolina (10/17), rushed for 140 yards and a touchdown on 29 carries.
- Tallied a season-best 64 receiving yards on six catches with 39 rushing yards - 103 scrimmage yards - at San Francisco (11/28).
- Had his second career 200-yard rushing game with 205 yards against Pittsburgh (12/9), the most rushing yards in a game in the NFL during 2021. Also scored two touchdowns, his first multi-touchdown game of the season.

2020 (Minnesota):

- Was named to his second Pro Bowl while starting 14 games, leading the team in rushing (1,557 yards), rushing touchdowns (16) and scrimmage yards (1,918).
- His 1,557 rushing yards and 16 rushing touchdowns both ranked second in the NFL, while his 111.2 rushing yards-per-game were second in Vikings history behind only Adrian Peterson's 2012 season (131.1).
- Had eight games with 100-plus rushing yards, second in the NFL in 2020 behind Derrick Henry (10).
- Had two rushing touchdowns in the season opener against Green Bay (9/13), along with 50 rushing yards on 12 carries.
- Against Tennessee (9/27), finished with 181 rushing yards on 22 carries (8.2). Combined with Justin Jefferson for 374 scrimmage yards, third among Vikings duos for a single game.
- Totaled 130 rushing yards and two touchdowns on 27 carries the next week at Houston (10/4).
- In the win at Green Bay (11/1), ran for 163 yards and three touchdowns on 30 carries and added two receptions for 63 yards, including a career-long 50-yard touchdown reception. With the performance, became only the fifth player in the Super Bowl era with 200-plus scrimmage yards (226), three-plus rushing touchdowns (three) and a receiving touchdown in a single game.
- Rushed for 206 yards and two touchdowns on 22 carries (9.4) against Detroit (11/8), his first career 200-yard rushing game.
- Set a career-high in carries (32) and rushed for 120 yards against Jacksonville (12/6).

2019 (Minnesota):

- Named to his first Pro Bowl as a starter, finishing the season with 1,135 rushing yards (10th in the NFL), 13 rushing touchdowns (fourth) and 1,654 scrimmage yards (seventh)
- Earned FedEx Ground Player of the Week, rushing for 154 yards at Green Bay (9/15), including a career-long 75-yard touchdown.
- Became the first Vikings player to open a season with three straight 100-yard rushing games after he tallied 110 yards on 16 carries with a touchdown against Oakland (9/22).
- Recorded 218 scrimmage yards (132 rushing, 86 receiving) at the N.Y. Giants (10/6).
- Finished with 142 rushing yards and two rushing touchdowns on 25 carries at Detroit (10/20) to earn FedEx Ground Player of the Week.

- Named NFC Offensive Player of the Week, totaling 183 scrimmage yards (97 rushing, 86 receiving) and one score at Dallas (11/10).
- Rushed 28 times for 94 yards and two touchdowns in the Wild Card win at New Orleans (1/5/20).

2018 (Minnesota):

- Finished with 615 rushing yards and two touchdowns on 133 carries while adding 40 catches for 305 yards and a pair of scores in his second season with the Vikings.
- Totaled 95 scrimmage yards in his first regular season game back from a torn ACL suffered in 2017, rushing 16 times for 40 yards while grabbing six receptions for 55 yards against San Francisco (9/9).
- Scored his first touchdown of the season and his first receiving touchdown of his career against Green Bay (11/25).
- Named NFC Offensive Player of the Week, totaling a season-high 136 rushing yards with two touchdowns against Miami (12/16).

2017 (Minnesota):

- Played in only four games, missing the final 12 due to a torn ACL suffered against Detroit (10/1). Carried the ball 74 times for 354 yards and two touchdowns with 11 catches for 90 yards before the injury.
- Notched 127 rushing yards on 22 carries (5.8) in his first career game against New Orleans (9/11), the most rushing yards by any Vikings player in their rookie debut.
- Had 288 rushing yards through the first three games, the most by a Vikings rookie running back through three games.
- Totaled 169 scrimmage yards (97 rushing, 72 receiving) and his first career touchdown against Tampa Bay (9/24).

COLLEGE:

- Played three seasons (2014-16) at Florida State and left as the program's leader in rushing yards (4,464) and rushing touchdowns (46) and ranked second in school history with 5,399 all-purpose yards.
- Posted 100-plus rushing yards in 21 career games.
- Earned first-team All-ACC and first-team All-America as a junior in 2016, recording a career-high and school record 1,765 rushing yards with 19 touchdowns.
- Totaled 1,691 rushing yards with 19 touchdowns on the ground as a sophomore and was the recipient of the Jim Brown Award - given to the nation's top running back. Added 24 receptions for 244 yards and one touchdown while leading the nation with 168.2 scrimmage yards-per-game. Also named a team captain during his second season at FSU.
- Set a Florida State freshman record with 1,008 yards and eight rushing scores on just 170 carries (5.9) as a true freshman for the Seminoles. Became the first freshman in program history to reach the 1,000-yard plateau.

PERSONAL:

- Attended Miami, Fla., Central High School, where he rushed for 4,267 yards and 64 touchdowns during his prep career while leading Central High School to a 52-5 overall record.
- In the Class 6A state championship game, rushed for 223 yards and four touchdowns to lead Miami Central to a state title.
- Rushed for 1,940 yards and 24 touchdowns on just 177 carries (11.0 avg.) as a senior. Also recorded three interceptions on defense.
- Two-time first-team Class 6A all-state selection and named Mr. Florida in 2013.
- Also ran track at Central High School.
- Majored in social science at Florida State.

COOK'S NFL TOTALS

Year Team	GP-GS	RUSHING					RECEIVING				
		No	Yds	Avg	Long	TD	No	Yds	Avg	Long	TD
2017 Minnesota	4-4	74	354	4.8	33	2	11	90	8.2	36	0
2018 Minnesota	11-10	133	615	4.6	70	2	40	305	7.6	27	2
2019 Minnesota	14-14	250	1,135	4.5	75t	13	53	519	9.8	31	0
2020 Minnesota	14-14	312	1,557	5.0	70t	16	44	361	8.2	50t	1
2021 Minnesota	13-13	249	1,159	4.7	66t	6	34	224	6.6	24t	0
2022 Minnesota	17-17	264	1,173	4.4	81t	8	39	295	7.6	64t	2
2023 N.Y. Jets	15-0	67	214	3.2	14t	0	15	78	5.2	15t	0
Baltimore	0-0	0	0	0.0	0	0	0	0	0.0	0	0
Totals	88-73	1,349	6,207	4.6	81t	47	236	1,872	7.9	64t	5
Playoffs											
2017 Minnesota	0-0	RESERVE/INJURED-Knee					RESERVE/INJURED-Knee				
2019 Minnesota	2-2	37	112	3.0	22	2	9	44	4.9	19	0
2022 Minnesota	1-1	15	60	4.0	11	0	6	10	1.7	6	0
2023 Baltimore	1-0	8	23	2.9	19	0	0	0	0.0	0	0
Totals	4-3	60	195	3.3	22	2	15	54	3.6	19	0

SINGLE-GAME HIGHS

- Carries** – 32 vs. Jacksonville, 12/6/20
Playoffs – 28 at New Orleans, 1/5/20
- Rushing Yards** – 206 vs. Detroit, 11/8/20
Playoffs – 94 at New Orleans, 1/5/20
- Rushing Average** – 9.4 vs. Detroit, 11/8/20
Playoffs – 4.0 vs. N.Y. Giants, 1/15/23
- Long Rush** – 81t at Buffalo, 11/13/22
Playoffs – 22 at New Orleans, 1/5/20
- Rushing Touchdowns** – 3 at Green Bay, 11/1/20
Playoffs – 2 at New Orleans, 1/5/20

- Receptions** – 8 at New England, 12/2/18
Playoffs – 6 at San Francisco, 1/11/20
- Receiving Yards** – 95 vs. Indianapolis, 12/17/22
Playoffs – 36 at New Orleans, 1/5/20
- Long Reception** – 64t vs. Indianapolis, 12/17/22
Playoffs – 19 at New Orleans, 1/5/20

COOK'S 100-YARD RUSHING GAMES

(21 total)

206 vs. Detroit, 11/18/20 (34 att.)	130 at Houston, 10/4/20 (31 att.)
205 vs. Pittsburgh, 11/8/20 (36 att.)	127 vs. New Orleans, 9/11/17 (29 att.)
181 vs. Tennessee, 9/27/20 (30 att.)	120 vs. Jacksonville, 12/6/20 (27 att.)
163 at Green Bay, 11/1/20 (28 att.)	119 at Buffalo, 11/13/22 (33 att.)
154 at Green Bay, 9/15/19 (16 att.)	115 vs. Dallas, 11/22/20 (28 att.)
142 at Detroit, 10/20/19 (42 att.)	111 vs. Atlanta, 9/8/19 (28 att.)
140 at Carolina, 10/17/21 (34 att.)	111 vs. Arizona, 9/22/19 (34 att.)
136 vs. Miami, 12/16/18 (41 att.)	110 vs. Oakland, 11/7/21 (34 att.)
132 at N.Y. Giants, 10/6/19 (28 att.)	110 at Baltimore, 12/13/20 (31 att.)
132 vs. Chicago, 12/20/20 (27 att.)	102 at Tampa Bay, 10/24/19 (14 att.)
131 at Arizona, 9/19/21 (33 att.)	

**COOK'S CAREER GAME-BY-GAME
RECEIVING**

2017 (Minnesota)					
Game	No	Yds	Avg	Long	TD
W-NO 9/11.....	22	127	5.8	33	0
L-@ PIT 9/17.....	12	64	5.3	25	0
W-TB 9/24.....	27	97	3.6	26	1
L-Det 10/1.....	13	66	5.1	10	1
W-@ Chi 10/9.....	RESERVE/INJURED-Knee				
W-GB 10/15.....	RESERVE/INJURED-Knee				
W-Bal 10/22.....	RESERVE/INJURED-Knee				
W-@ Cle 10/29.....	RESERVE/INJURED-Knee				
W-@ Was 11/12.....	RESERVE/INJURED-Knee				
W-LAR 11/19.....	RESERVE/INJURED-Knee				
W-@ Det 11/23.....	RESERVE/INJURED-Knee				
W-@ Atl 12/3.....	RESERVE/INJURED-Knee				
L-@ Car 12/10.....	RESERVE/INJURED-Knee				
W-Cin 12/17.....	RESERVE/INJURED-Knee				
W-@ GB 12/23.....	RESERVE/INJURED-Knee				
W-Chi 12/31.....	RESERVE/INJURED-Knee				
Totals.....	74	354	4.8	33	2

Playoffs					
W-NO 1/14/18.....	RESERVE/INJURED-Knee				
L-@ Phi 1/21/18.....	RESERVE/INJURED-Knee				
Totals.....					

2018 (Minnesota)					
Game	No	Yds	Avg	Long	TD
W-SF 9/9.....	16	40	2.5	15	0
T-@ GB 9/16.....	10	38	3.8	9	0
L-Buf 9/23.....	INACTIVE/INJURED-Hamstring				
L-@ LAR 9/27.....	10	20	2.0	9	0
W-@ Phi 10/7.....	INACTIVE/INJURED-Hamstring				
W-Ari 10/14.....	INACTIVE/INJURED-Hamstring				
W-@ NYJ 10/21.....	INACTIVE/INJURED-Hamstring				
L-NO 10/28.....	INACTIVE/INJURED-Hamstring				
W-Det 11/4.....	10	89	8.9	70	0
L-@ Chi 11/18.....	9	12	1.3	7	0
W-GB 11/25.....	10	29	2.9	9	0
L-@ NE 12/2.....	9	84	9.3	32	0
L-@ Sea 12/10.....	13	55	4.2	13	0
W-Mia 12/16.....	19	136	7.2	26	2
W-@ Det 12/23.....	16	73	4.6	18	0
L-Chi 12/30.....	11	39	3.5	10	0
Totals.....	133	615	4.6	70	2

2019 (Minnesota)					
Game	No	Yds	Avg	Long	TD
W-Atl 9/8.....	21	111	5.3	22	2
L-@ GB 9/15.....	20	154	7.7	75t	1
W-Oak 9/22.....	16	110	6.9	25	1
L-@ Chi 9/29.....	14	35	2.5	9	1
W-@ NYG 10/6.....	21	132	6.3	41	0
W-Phi 10/13.....	16	41	2.6	14	1
W-@ Det 10/20.....	25	142	5.7	23	2
W-Was 10/24.....	23	98	4.3	11	1
L-@ KC 11/3.....	21	71	3.4	12	0
W-@ Dal 11/10.....	26	97	3.7	23	1
W-Den 11/17.....	11	26	2.4	5	1
L-@ Sea 12/2.....	9	29	3.2	9	1
W-Det 12/8.....	18	62	3.4	9	1
W-@ LAC 12/15.....	9	27	3.0	8	0
L-GB 12/23.....	INACTIVE/INJURED-Chest				
L-Chi 12/29.....	INACTIVE/INJURED-Chest				
Totals.....	250	1,135	4.5	75t	13

Playoffs					
W-@ NO 1/5/20.....	28	94	3.4	22	2
L-@ SF 1/11/20.....	9	18	2.0	6	0
Totals.....	37	112	3.0	22	2

2020 (Minnesota)					
Game	No	Yds	Avg	Long	TD
L-GB 9/13.....	12	50	4.2	12	2
L-@ Ind 9/20.....	14	63	4.5	16	1
L-Ten 9/27.....	22	181	8.2	39t	1
W-@ Hou 10/4.....	27	130	4.8	15	2
L-@ Sea 10/11.....	17	65	3.8	10	1
L-Atl 10/18.....	INACTIVE/INJURED-Groin				
W-@ GB 11/1.....	30	163	5.4	37	3
W-Det 11/8.....	22	206	9.4	70t	2
W-@ Chi 11/16.....	30	96	3.2	14	0
L-Dal 11/22.....	27	115	4.3	16	1

2020 (Minnesota), cont.					
Game	No	Yds	Avg	Long	TD
W-Car 11/29.....	18	61	3.4	14	0
W-Jac 12/6.....	32	120	3.8	12	0
L-@ TB 12/13.....	22	102	4.6	14	1
L-Chi 12/20.....	24	132	5.5	20	1
L-@ NO 12/25.....	15	73	4.9	15t	1
W-@ Det 1/3/21.....	INACTIVE/PERSONAL				
Totals.....	312	1,557	5.0	70t	16

2021 (Minnesota)					
Game	No	Yds	Avg	Long	TD
L-@ Cin 9/12.....	20	61	3.1	17	1
L-@ Ari 9/19.....	22	131	6.0	16	0
W-Sea 9/26.....	INACTIVE/INJURED-Ankle				
L-Cle 10/3.....	9	34	3.8	13	0
W-Det 10/10.....	INACTIVE/INJURED-Ankle				
W-@ Car 10/17.....	29	140	4.8	23	1
L-Dal 10/31.....	18	78	4.3	19	0
L-@ Bal 11/7.....	17	110	6.5	66	0
W-@ LAC 11/14.....	24	94	3.96	12	1
W-GB 11/21.....	22	86	3.9	13	1
L-@ SF 11/28.....	10	39	3.9	30	0
L-@ Det 12/5.....	INACTIVE/INJURED-Shoulder				
W-Pit 12/9.....	27	205	7.6	30	2
W-@ Chi 12/20.....	28	89	3.2	10	0
L-LAR 12/26.....	INACTIVE/INJURED-Covid				
L-@ GB 1/2/22.....	9	13	1.4	6	0
W-Chi 1/9/22.....	14	79	5.6	29	0
Totals.....	24	1,159	4.7	66	6

2022 (Minnesota)					
Game	No	Yds	Avg	Long	TD
W-GB 9/11.....	20	90	4.5	16	0
L-@ Phi 9/19.....	6	17	2.8	6	0
W-Det 9/25.....	17	96	5.6	13	1
W-@ NO 10/2.....	20	76	3.8	14	0
W-Chi 10/9.....	18	94	5.2	15	2
W-@ Mia 10/16.....	13	77	5.9	53t	1
W-Ari 10/30.....	20	111	5.6	30	1
W-@ Was 11/6.....	17	47	2.8	9	0
W-@ Buf 11/13.....	14	119	8.5	81t	1
L-Dal 11/20.....	11	72	6.5	17	0
W-NE 11/24.....	22	42	1.9	6	0
W-NYJ 12/4.....	20	86	4.3	21	1
L-@ Det 12/11.....	15	23	1.5	5	1
W-Ind 12/17.....	17	95	5.6	40	0
W-NYG 12/24.....	14	64	4.6	18	0
L-@ GB 1/1/23.....	9	27	3.0	9	0
W-@ Chi 1/8/23.....	11	37	3.4	15	0
Totals.....	264	1,173	4.4	81t	8

Playoffs					
L-NYG 1/15/23.....	15	60	4.0	11	0

2023 (N.Y. Jets)					
Game	No	Yds	Avg	Long	TD
W-Buf 9/11.....	13	33	2.5	10	0
L-@ Dal 9/17.....	4	7	1.8	6	0
L-NE 9/24.....	8	18	2.3	5	0
L-KC 10/1.....	5	16	3.2	5	0
W-@ Den 10/8.....	6	23	3.8	9	0
W-Phi 10/15.....	3	12	4.0	8	0
W-@ NYG 10/29.....	2	5	2.5	4	0
L-LAC 11/6.....	2	7	3.5	4	0
L-@ LV 11/12.....	4	26	6.5	10	0
L-@ Buf 11/19.....	2	13	6.5	10	0
L-Mia 11/24.....	1	2	2.0	2	0
L-Atl 12/3.....	9	35	3.9	14	0
W-Hou 12/10.....	7	13	1.9	5	0
L-@ Mia 12/17.....	1	4	4.0	4	0
W-Was 12/24.....	0	0	0.0	0	0
L-@ Cle 12/28.....	DID NOT PLAY				
W-@ NE 1/7/24.....	RELEASED 1/3/24				
Totals.....	67	214	3.2	14	0

2023 (Baltimore)					
Game	No	Yds	Avg	Long	TD
W-Hou 1/20/24.....	8	23	2.9	19	0
L-KC 1/28/24.....	DID NOT PLAY				
Totals.....	8	23	2.9	19	0



PRO: The Dallas Cowboys signed Jalen Dalton to their practice squad midway through the 2024 season. Dalton, originally signed as an undrafted free agent with Chicago in 2019, comes to Dallas to help provide a cog in the middle of the defensive line. Dalton has played in seven NFL games - all coming in 2022 with the Falcons - and has battled injuries throughout his pro career, which has limited his playing time. He has tallied 13 tackles, and a tackle for loss in his career.

TRANSACTION SUMMARY:

- 10/16/24:** Signed to Dallas' practice squad.
- 6/7/23:** Released, claimed off waivers by Carolina (6/8) and released (6/13).
- 10/18/22:** Signed to Atlanta's practice squad and activated (11/5).
- 5/3/22:** Released, signed with Atlanta (6/16) and released (8/30).
- 8/24/21:** Placed on Reserve/Injured with a triceps injury.
- 8/30/20:** Placed on Reserve/Injured with an undisclosed injury.
- 1/6/20:** Signed a Futures contract with New Orleans.
- 8/31/19:** Released by Chicago and signed to New Orleans' practice squad (12/18).
- 5/5/19:** Signed with Chicago as an undrafted free agent.

2024 (Dallas):

- Signed to Dallas' practice squad in October after being out of football in 2023.

2023 (Atlanta/Carolina):

- Released by Atlanta prior to training camp, claimed off waivers by Carolina, released a week later and spent the season out of football.

2022 (New Orleans/Atlanta):

- Released by New Orleans during the offseason, signed with Atlanta and went to training camp with the Falcons before being released prior to the regular season.
- Signed to the Falcons practice squad and was elevated for two games before signing to the active roster for the remainder of the year to appear in a total of seven games and register 13 tackles with a tackle for loss.
- Made his NFL debut against Carolina (10/30), tallying a tackle in the overtime victory.
- Registered a career-best three tackles and a tackle for loss on Christmas Eve at Baltimore (12/24).

2021 (New Orleans):

- Spent the season on Reserve/Injured with a triceps injury.

2020 (New Orleans):

- Signed a Futures contract with New Orleans but spent the season on Reserve/Injured with an undisclosed injury.

2019 (Chicago/New Orleans):

- Signed with Chicago as an undrafted free agent, released at the end of training camp and joined the New Orleans practice squad near the end of the year.

COLLEGE:

- Played in 38 games with five starts over four seasons at North Carolina and recorded 93 tackles, 15 tackles for loss, 6.5 sacks seven pass breakups, one forced fumble and a fumble recovery.
- Appeared in seven games along the defensive line as a senior in 2018, posting 23 tackles, 3.5 sacks, 4.5 tackles for loss, a pressure, a forced fumble and a pass breakup.
- Appeared in nine games and made three starts in his 2017 junior season, registering 28 tackles, 3.0 sacks and ranked second on the team with eight tackles for loss. Added three pass breakups and three pressures.
- Played in all 13 games and made two starts in 2016, finishing with 27 tackles, 1.5 tackles for loss, a blocked kick, a pass breakup, a fumble recovery and a pressure.
- Appeared in nine games as a true freshman in 2015 and tallied 15 tackles, two quarterback hurries, a tackle for loss and two pass breakups.

PERSONAL:

- Attended West Forsyth High School in Winston-Salem, N.C., where he earned first-team all-state honors by the Associated Press and was the top-ranked player in North Carolina by Rivals.com.
- Selected to play in the Shrine Bowl of the Carolinas and the Under Armour All-America Game.
- Majored in sociology at North Carolina.

DALTON'S NFL TOTALS

Year Team	GP-GS	DEFENSE							INTERCEPTIONS					FUMBLES REC					
		ST	AT	TT	Sks-Yds	Tk/Ls	QB Prs	PBU	FF	No	Yds	Avg	Lg	TD	No	Yds	Avg	Lg	TD
2019 New Orleans	0-0				PRACTICE SQUAD														
2020 New Orleans	0-0				RESERVE/INJURED														
2021 New Orleans	0-0				RESERVE/INJURED-Triceps														
2022 Atlanta	7-0	8	5	13	0.0(0)	1(-1)	0	0	0	0	0	0.0	0	0	0	0	0.0	0	0
2023					OUT OF FOOTBALL														
2024 Dallas	0-0				PRACTICE SQUAD														
Totals	7-0	8	5	13	0.0(0)	1(-1)	0	0	0	0	0	0.0	0	0	0	0	0.0	0	0

<p>BRAEDEN DANIELS 68 • Guard 6-4 • 297 • 8/22/00 Utah • F-24 NFL: 2nd Year • Cowboys: 1st Year Games/Starts: 2024-0/0; Career-0/0 Postseason: 2024-0/0; Career-0/0</p>	
---	--

PRO: The Dallas Cowboys signed Braeden Daniels to their practice squad in Week 15 of the 2024 season, looking to add depth to the offensive line after Zack Martin's season-ending ankle surgery. Daniels was originally drafted in the fourth round (118th overall) by Washington in the 2023 NFL Draft. He is yet to make his NFL debut after missing his rookie season with a shoulder injury. Daniels will be counted on to add numbers to the offensive line room.

TRANSACTION SUMMARY:

- 11/4/24:** Released by Philadelphia and signed to Dallas' practice squad (12/12).
- 10/1/24:** Released by the LA Chargers and signed to Philadelphia's practice squad (10/30).
- 9/17/24:** Released by Houston and signed to the LA Chargers practice squad (9/26).
- 8/27/24:** Waived by Washington and signed to Houston's practice squad (8/29).
- 8/28/23:** Placed on Reserve/Injured with a shoulder injury.
- 5/19/23:** Drafted in the fourth round (118th overall) by Washington.

2024 (Washington/Houston/LA Chargers/Philadelphia/Dallas):

- Went to training camp with Washington before being released at the roster cutdown date and signed to Houston's practice squad until his release in September.
- Spent brief stints in Los Angeles and Philadelphia before being released in November and signed to Dallas' practice squad in December.

2023 (Washington):

- Drafted by Washington in the fourth round, but missed his rookie season with a shoulder injury.

COLLEGE:

- Played in 49 games with 43 starts through five seasons at Utah, rotating between left guard and left and right tackle.
- Started all 14 games at left tackle in 2022, helping the Utes to 11th in the FBS in rushing yards-per-game (217.6). Named All-Pac 12 first-team.
- In 2021 earned starts in all 14 games, including three at left guard and 11 at right tackle, on his way to an All-Pac 12 second-team selection.
- Saw action in all five games with one start in the COVID-19 shortened 2020 season.
- In 2019 started all 14 games at left guard.
- Saw action in two games as a true freshman, redshirting later in the season.

PERSONAL:

- Attended Hebron High School in Carrollton, Texas, where he helped claim Area and Bi-District Championships on his way to a first-team all-district selection as a senior in 2016.
- Rated a three-star prospect by 247Sports and Rivals.
- Competed in track and field, nabbing top-three marks in the area and district in the shot put in 2017.
- Studied business administration at Utah.

DANIELS' NFL TOTALS

GAMES/STARTS (regular season, playoffs): 2023 (0/0-Was); 2024 (0/0). **Totals (0/0, 0/0).**

DEE DELANEY

37 • Defensive Back

5-11 • 200 • 2/20/95
Miami • FA-'24
NFL: 4th Year • Cowboys: 1st Year
Games/Starts: 2024-0/0; Career-52/5
Postseason: 2024-0/0; Career-5/0



PRO: The Dallas Cowboys signed an experienced veteran in Dee Delaney in hopes to bolster a secondary suffering from injuries. Delaney hails to the Cowboys after spending a three year stint with Tampa Bay. There, he played in 49 games with five starts to accumulate three interceptions, 71 tackles and seven passes defended. Prior to Tampa Bay, he spent time with Washington, the NY Jets, Miami and Jacksonville.

TRANSACTION SUMMARY:

- 12/4/24:** Signed to Dallas' practice squad.
- 5/16/24:** Signed a one-year contract with Buffalo then released (9/2).
- 4/17/23:** Signed a one-year contract with Tampa Bay.
- 5/25/21:** Signed a two-year contract with Tampa Bay.
- 3/23/20:** Released by Washington.
- 12/24/19:** Signed with Washington then released.
- 7/30/19:** Signed with N.Y. Jets then waived (8/27).
- 2/1/19:** Signed a futures deal with Miami then released (5/1).
- 12/8/18:** Waived and signed to Miami's practice squad (12/11).
- 12/3/18:** Released by Jacksonville and claimed off waivers by Miami (12/4).
- 9/1/18:** Waived and signed to Jacksonville's practice squad (9/2).
- 4/30/18:** Signed with Jacksonville as an undrafted free agent.

2024 (Buffalo/Dallas):

- Signed a one-year contract with Buffalo in free agency, then released at the end of training camp (9/2) and signed to Dallas' practice squad late in the season (12/4).

2023 (Tampa Bay):

- Saw action in all 17 regular season games, posting two starts, and both postseason contests where he tallied 25 tackles, two interceptions and five passes defended in his last season with Tampa Bay.
- Recorded three tackles, one pass defended and posted an interception in back-to-back games against Philadelphia (9/25) and at New Orleans (10/1).
- Started his first game of the season at Indianapolis (11/26) where he tallied two tackles and one pass defended.
- Logged a season-high four tackles and recorded his second start of the season against Carolina (12/3).
- Tied a season-high four tackles at Green Bay (12/17).

2022 (Tampa Bay):

- Ended the campaign having played 17 games with one start where he notched 23 tackles with two tackles for loss and four special teams tackles.
- Saw action on special teams at New Orleans (9/18), recording one tackle.
- Made his first start of the season at Pittsburgh (10/16), tallying five tackles and his first career tackle for loss.
- Recorded three tackles against Baltimore (10/27).
- Notched one defensive tackle at Cleveland (11/27) and added two special teams tackles.
- Registered three tackles at San Francisco (12/11) and again against Cincinnati (12/18)
- Played 47 defensive snaps at Atlanta (1/8/23), logging a career-high eight tackles and one tackle for loss.

2021 (Tampa Bay):

- Played in 15 games with two starts where he accumulated 14 tackles, one interception, two pass breakups and three special teams tackles.
- Made his Buccaneers debut against Dallas (9/9), tying for the team lead with 28 special teams snaps.
- Tallied two special teams tackles against Atlanta (9/19) while also adding one tackle on defense.
- Notched four tackles at the LA Rams (9/26).
- Made his first career start against Chicago (10/24), recording five tackles and his first career interception.
- Recorded one special teams tackle in the Wild Card Round against Philadelphia (1/16/22) and saw action on special teams in the Divisional Round against the LA Rams (1/23/22).

2020:

- Spent the year out of football at his alma mater, Whale Branch Early College High School as an assistant defensive backs coach.

2019 (Miami/N.Y. Jets/Washington):

- Signed a futures deal with Miami but was released in May then signed with the NY Jets during training camp (7/30) and was released at the roster cut down date (8/27).
- Signed with Washington towards the end of the regular season where he appeared in two games.

2018 (Jacksonville/Miami):

- Signed with Jacksonville as an undrafted free agent and appeared in two games for the Jaguars, contributing on special teams.
- Acquired by Miami off waivers late in the season (12/4), then was released and signed to its practice squad (12/11) where he would spend the rest of the season.

COLLEGE:

- During his final collegiate season at Miami in 2017, saw action in 10 games with six starts and made 39 tackles, one interception, one pass defended and notched one fumble recovery.
- In his final season with Citadel College, he notched 35 tackles, six interceptions, eight pass breakups, and one fumble recovery while also recording one punt return for four yards.
- Started all 13 games in his sophomore season where he recorded 46 tackles, one tackle for loss, five interceptions, eight pass breakups, two forced fumbles, a fumble recovery and one blocked kick.
- Appeared in 12 games, making 11 starts, as a redshirt freshman and tallied 51 tackles, three tackles for loss, two interceptions and three pass breakups while also returning three kickoffs for 59 yards.
- Worked with the Bulldogs' scout team while redshirting.

Dee Delaney, cont.

PERSONAL:

- Competed in football, basketball and track at Whale Branch Early College High School in Seabrook, SC.
- He and his wife, Aujena, have a daughter, Madison and a son, Maverick.
- Earned a degree in business administration and management from The Citadel and a masters degree from Miami in liberal arts.

DELANEY'S NFL TOTALS

Year Team	GP-GS	DEFENSE								INTERCEPTIONS					FUMBLES REC					
		ST	AT	TT	Sks- Yds	Tkl/ Ls	QB Prs	PBU	FF	No	Yds	Avg	Lg	TD	No	Yds	Avg	Lg	TD	
2018 Jacksonville	2-0	0	0	-	0	0.0(0)	0(0)	0	0	0	0	0	0	0	0	0	0.0	0	0	
2019 Washington	1-0	0	0	-	0	0.0(0)	0(0)	0	0	0	0	0	0	0	0	0	0.0	0	0	
2020		OUT OF FOOTBALL								OUT OF FOOTBALL					OUT OF FOOTBALL					
2021 Tampa Bay	15-2	11	3	-	14	0.0(0)	0(0)	0	2	0	1	26	26.0	26	0	0	0	0.0	0	0
2022 Tampa Bay	17-1	21	4	-	25	0.0(0)	0(0)	0	0	0	0	0	0.0	0	0	0	0	0.0	0	0
2023 Tampa Bay	17-2	17	7	-	24	0.0(0)	0(0)	0	5	0	2	4	2.0	4	0	0	0	0.0	0	0
2024 Dallas	0-0	PRACTICE SQUAD								PRACTICE SQUAD					PRACTICE SQUAD					
Totals	52-5	49	14-	63	0.0(0)	0(0)	0	7	0	3	30	10.0	26	0	0	0.0	0	0	0	0
Playoffs																				
2021 Tampa Bay	2-0	0	0	-	0	0.0(0)	0(0)	0	0	0	0	0	0.0	0	0	0	0	0.0	0	0
2022 Tampa Bay	1-0	0	0	-	0	0.0(0)	0(0)	0	0	0	0	0	0.0	0	0	0	0	0.0	0	0
2023 Tampa Bay	2-0	0	0	-	0	0.0(0)	0(0)	0	0	0	0	0	0.0	0	0	0	0	0.0	0	0
Totals	5-0	0	0	-	0	0.0(0)	0(0)	0	0	0	0	0	0.0	0	0	0	0	0.0	0	0

ADDITIONAL STATISTICS

Special Teams Tackles – 2021 (2-1-3), 2022 (4-0-4). Totals: 6-1-7.

Playoffs – 2021 (1-0-1), 2023 (0-1-1). Totals: 1-1-2.

WILL GRIER

16 • Quarterback

6-1 • 220 • 4/3/95
West Virginia • PS(Phi)- '24
NFL: 6th Year • Cowboys: 3rd Year
Games/Starts: 2024-0/0; Career-2/2
Postseason: 2024-0/0; Career-0/0



PRO: The Dallas Cowboys re-signed Will Grier to the practice squad in Week 11 after Dak Prescott's hamstring injury landed him on Reserve/Injured. Grier returns to Dallas after playing for four teams over the past two seasons. The former Heisman Trophy Finalist out of West Virginia was originally drafted in the third round of the 2019 NFL Draft by the Carolina Panthers. Grier started two games in his rookie season before not seeing any action in 2020. In his previous two-season stint with Dallas, Grier saw time as the club's third quarterback and was active for five games in 2022 as the primary backup, but did not make any game appearances.

TRANSACTION SUMMARY:

- 11/12/24:** Signed to Dallas' practice squad.
- 8/26/24:** Released by Philadelphia and signed to its practice squad (8/28).
- 4/1/24:** Signed one-year contract with Philadelphia.
- 12/18/23:** Signed with the LA Chargers.
- 9/22/23:** Signed with New England, released (11/25) and signed to its practice squad (11/29).
- 8/29/23:** Released by Dallas and signed to Cincinnati's practice squad (8/30).
- 1/10/22:** Placed on Reserve/Injured with a knee injury.
- 8/31/21:** Waived by Carolina and claimed by Dallas (9/1).
- 5/9/19:** Drafted in the third round (100th overall) by Carolina.

2024 (LA Chargers/Philadelphia/Dallas):

- Signed one-year contract with Philadelphia but was released after training camp and signed to the Eagles practice squad. Released by Philadelphia and signed back with Dallas' practice squad in November.

2023 (Dallas/Cincinnati/New England/LA Chargers):

- Remained with Dallas through the offseason and training camp before being released on the roster cut down date and then signing to Cincinnati's practice squad. Signed to New England's active roster at the end of September.
- Released by New England (11/25) and signed to its practice squad (11/29) before signing to the LA Chargers active roster (12/18), where he finished the season.

2022 (Dallas):

- Started the season on the practice squad, signed to the active roster after Week 1 to serve as the backup to Cooper Rush for five games, but did not see any game action and spent the final 11 weeks as a gameday inactive.
- With Prescott (thumb) injured in Week 1, was active but did not play in the games against Cincinnati (9/18), at the N.Y. Giants (9/26), against Washington (10/2), at the LA Rams (10/9) and at Philadelphia (10/16).

2021 (Dallas):

- Was a gameday inactive for 16 contests and active for one but did not play.
- With Prescott (calf) injured for the game at Minnesota (10/31), active but did not play.
- Suffered a knee injury prior to the finale at Philadelphia (1/8/22) that landed him on Reserve/Injured.

2020 (Carolina):

- Did not appear in any games and was inactive for nine of the final eleven contests.

2019 (Carolina):

- Played and started the final two games, completing 28-of-52 passes for 228 yards and four interceptions.
- Made his NFL debut at Indianapolis (12/22), completing 27-of-44 passes for 224 yards and three interceptions.

COLLEGE:

- Three-year starter at West Virginia where he was a Heisman Trophy Finalist in 2018, was named Maxwell Award Finalist, Johnny Unitas Gold Arm Award Top-5 Finalist and Manning Award Finalist.
- As a senior led the NCAA in passing yards-per-game (305.6) and ranked fifth in the nation in career pas efficiency (165.1). He also ranked second in the country in touchdown passes (37) and third in passing yards (3,864), along with a career-best 67.0% completion rate.
- In 2017 started the first eleven games before a hand injury ended his season. Despite the injury, finished with All-Big 12 second-team honors after throwing for 3,490 yards and 34 touchdowns.
- Sat out the 2016 season due to NCAA transfer requirements.
- Played in six games as a true freshman at Florida in 2015. In his six appearances, completed 65.9% of his passes for 1,204 yards, 10 touchdowns and just three interceptions.

PERSONAL:

- Played quarterback under his father, Chad Grier, at Davidson Day School in Davidson, N.C.
- Threw for 4,989 yards as a senior and led the nation with 77 touchdowns, along with 1,251 rushing yards and 13 scores on the ground, earning 2013 Parade National Player of the Year and Maxwell Player of the Year.
- Graduated with his bachelor's degree in multidisciplinary studies from West Virginia.
- Has two daughters, Eloise and Adeline, with his wife, Jeanne.

GRIER'S NFL TOTALS

Year Team	GP-GS	PASSING											
		Att	Cmp	Pct	Yds	Yds/Att	TD	TD%	Int	Int%	Long	Sacks	Rating
2019 Carolina	2-2	52	28	53.8	228	4.4	0	0.0	4	7.7	28	6	33.2
2020 Carolina	0-0	0	0	0.0	0	0.0	0	0.0	0	0.0	0	0	0.0
2021 Dallas	0-0	0	0	0.0	0	0.0	0	0.0	0	0.0	0	0	0.0
2022 Dallas	0-0	0	0	0.0	0	0.0	0	0.0	0	0.0	0	0	0.0
2023 Cincinnati	0-0												
2024 Philadelphia	0-0												
Totals	2-2	52	28	53.8	228	4.4	0	0.0	4	7.7	28	6	33.2

Year Team	RUSHING				
	No	Yds	Avg	Long	TD
2019 Carolina	7	22	3.1	11	0
2020 Carolina	0	0	0.0	0	0
2021 Dallas	0	0	0.0	0	0
2022 Dallas	0	0	0.0	0	0
2023 Cincinnati					
2024 Philadelphia					
Totals	7	22	3.1	11	0

KEMON HALL (KEY-MON)
43 • Cornerback
 5-11 • 190 • 6/2/97
 North Texas • W(SF)-'24
 NFL: 2nd Year • Cowboys: 1st Year
 Games/Starts: 2023-0/0; Career-18/0
 Postseason: 2023-0/0; Career-0/0



PRO: Midway through training camp in 2024, the Dallas Cowboys claimed cornerback Kemon Hall off waivers from San Francisco. Hall has played for five NFL teams since he entered the league in 2019. Playing primarily on special teams, Hall has recorded seven special teams stops, a fumble recovery and one defensive tackle. The most productive year of his career came in 2022 with the LA Chargers, when he played in 16 games and finished with six special teams tackles. Hall provides depth to a talented cornerback group in 2024 and looks to make an impact on special teams while competing for a roster spot throughout the remainder of camp.

TRANSACTION SUMMARY:

- 7/27/24:** Waived and claimed off waivers by Dallas (7/28).
- 2/13/24:** Signed a Futures contract with San Francisco.
- 11/28/23:** Signed to San Francisco's practice squad.
- 3/22/23:** Signed a one-year contract with the LA Chargers and released (8/23).
- 8/30/22:** Released and signed to the LA Chargers practice squad (8/31).
- 9/3/21:** Waived and signed to the LA Chargers active roster (9/7).
- 1/4/21:** Signed a Futures contract with Dallas, waived (5/5) and claimed off waivers by the LA Chargers (5/6).
- 9/6/20:** Signed to New Orleans' practice squad, waived (9/19) and signed to Dallas' practice squad (12/23).
- 1/12/20:** Signed a Futures contract with Minnesota, waived (8/3), signed with New Orleans (8/25) and waived (9/5).
- 9/1/19:** Signed to the LA Chargers practice squad, waived (9/10) and signed to Minnesota's practice squad (12/31).
- 5/10/19:** Signed with the LA Chargers as an undrafted free agent and waived (8/31).

2023 (LA Chargers/San Francisco):

- Went to training camp with the LA Chargers before being released in the middle of camp. Signed to San Francisco's practice squad midway through the season but saw no game action.

2022 (LA Chargers):

- Started the season on the Chargers practice squad before signing to the active roster in Week 14.
- Appeared in two games, posting one special teams tackle, before going on Reserve/Injured (hamstring).

2021 (LA Chargers):

- Played in 16 games, mainly on special teams, and finished with one tackle on defense along with six special teams tackles and a fumble recovery.
- Recorded a career-best two special teams stops against Las Vegas (10/4) and Cleveland (10/10).
- Against Denver (1/2/22), recovered a muffed punt that led to a Chargers touchdown on the ensuing offensive drive.

2020 (Minnesota/New Orleans/Dallas):

- Started training camp with the Minnesota Vikings before his release at the start of camp. Spent the rest of the season on the practice squads in New Orleans and Dallas.

2019 (LA Chargers/Minnesota):

- Signed with the LA Chargers as an undrafted free agent and spent the season on the practice squads for the Chargers and Vikings.

COLLEGE:

- After starting his career at Itawamba Community College in Fulton, Miss., played two seasons at North Texas (2017-18) where he finished with 120 tackles, two tackles for loss, six interceptions, 28 pass breakups and a forced fumble.
- As a senior, earned first-team All-Conference USA and tallied 48 tackles, five interceptions, two of which he brought back for touchdowns, and 14 pass breakups in 11 starts for the Mean Green.
- In 2017 as a junior, finished with 72 tackles, one for loss, an interception, a team-high eight pass breakups and a forced fumble while starting all 14 games.
- As a sophomore at Itawamba Community College, played nine games with two interceptions and 45 tackles.

PERSONAL:

- Four-year letterman at Calhoun City, Miss. High School, where he played cornerback, wide receiver and punter.
- Earned a degree in integrated studies from North Texas.

HALL'S NFL TOTALS

Year Team	GP-GS	DEFENSE					INTERCEPTIONS					FUMBLES REC							
		ST	AT	TT	Sks-Yds	Tk/Ls	QB Prs	PBU	FF	No	Yds	Avg	Lg	TD	No	Yds	Avg	Lg	TD
2021 LA Chargers	16-0	1	0	–	1	0.0(0)	0(0)	1	0	0	0	0	0	0	1	0	0.0	0	0
2022 LA Chargers	2-0	0	0	–	0	0.0(0)	0(0)	0	0	0	0	0	0	0	0	0	0.0	0	0
Totals	18-0	1	0	–	1	0.0(0)	0(0)	1	0	0	0	0	0	1	0	0.0	0	0	

ADDITIONAL STATISTICS

Special Teams Tackles – 2021 (1-0-1), 2022 (6-0-6). **Totals: 7-0-7.**

DARIUS HARRIS

47 • Linebacker

6-2 • 238 • 1/17/96
 Middle Tennessee State • FA-'24
 NFL: 5th Year • Cowboys: 1st Year
 Games/Starts: 2023-5/0; Career-33/6
 Postseason: 2023-1/0; Career-7/0



PRO: The Dallas Cowboys added versatile linebacker Darius Harris to their defensive core midway through training camp in 2024, bringing in a player with multiplicity and a Super Bowl pedigree. Harris signed with Kansas City as an undrafted free agent in 2019 and played in 33 career games with six starts for the Chiefs since entering the league. He has compiled 55 tackles, two tackles for loss, 1.5 sacks, two pass breakups and two fumble recoveries in his career, adding three special teams tackles.



TRANSACTION SUMMARY:

- 8/6/24:** Signed with Dallas.
- 10/31/23:** Signed to Kansas City's active roster, released (12/16) and signed to Kansas City's practice squad (12/19).
- 8/1/23:** Signed with Las Vegas, released (8/16) and signed to Las Vegas' practice squad (10/24).
- 2/2/22:** Re-signed with Kansas City.
- 10/9/21:** Released and signed to Kansas City's practice squad (10/12).
- 9/30/20:** Signed to Kansas City's active roster.
- 2/3/20:** Reinstated, released (9/5) and signed to Kansas City's practice squad (9/6).
- 5/4/19:** Signed with Kansas City as an undrafted free agent and placed on Reserve/Did Not Report (8/31).

2023 (Las Vegas/Kansas City):

- Signed with Las Vegas during training camp, released and then signed to Las Vegas' practice squad. Signed to Kansas City's active roster midway through the season and played in five games for the Chiefs, but did not record any stats.

2022 (Kansas City):

- Played in all 17 games with four starts, recording career-bests across the board with 41 tackles, two tackles for loss, 1.5 sacks, a fumble recovery and two special teams tackles.
- Started at Indianapolis (9/25) - his first of four-consecutive starts - and set a career high with 13 tackles and a tackle for loss.
- Started again against Las Vegas (10/10), registering 10 tackles and his first career sack.
- Had six tackles, a tackle for loss, a fumble recovery and a pass breakup against Buffalo (10/16).
- Tallied three special teams tackles in the postseason, including a special teams stop at Philadelphia (12/12/23) in Super Bowl LVII.

2021 (Kansas City):

- Saw action in seven games while fluctuating between the Chiefs practice squad and active roster, recording a special teams tackle.

2020 (Kansas City):

- Played in four games, starting two, and finished with 14 tackles, a fumble recovery and a pass breakup.
- Made his NFL debut at Miami (12/13), but did not record any stats.
- Started his first career game against Atlanta (12/27), finishing with four tackles and a fumble recovery, then recorded his first double-digit tackle game in the regular season finale against the LA Chargers (1/3/1), tallying 10 takedowns.
- Played in all three postseason games but did not record any stats.

2019 (Kansas City):

- Signed with Kansas City as an undrafted free agent and was placed on the Reserve/Did Not Report list following training camp, causing him to miss the entire season.

COLLEGE:

- Appeared in 53 games with 31 starts at Middle Tennessee State, recording 278 tackles, 11.5 sacks, 13 passes defensed, four forced fumbles, three fumble recoveries and one interception.
- Earned first-team All-C-USA honors as a senior in 2018, ranking second on the team with a career-best 96 tackles, including 11 tackles for loss, 5.0 sacks, five quarterback pressures and four pass breakups.
- Played in all 13 games and had 10 starts to finish with 64 tackles - fifth on the team - and added 7.5 tackles for loss, 4.5 sacks, six breakups, a hurry and fumble return for a touchdown in 2017 as a junior.
- Appeared in all 13 games in 2016 and had seven starts, registering 74 tackles, eight tackles for loss and two fumble recoveries.
- Named to Conference USA All-Freshman team in 2015, tallying 44 tackles and an interception after redshirting in 2014.

PERSONAL:

- Played quarterback and defensive back for Horn Lake, Miss., High School.

HARRIS' NFL TOTALS

Year Team	GP-GS	DEFENSE								INTERCEPTIONS					FUMBLES REC				
		ST	AT	TT	Sks-Yds	Tkl/Ls	QB Prs	PBU	FF	No	Yds	Avg	Lg	TD	No	Yds	Avg	Lg	TD
2019 Kansas City	0-0	RESERVE/DNR																	
2020 Kansas City	4-2	11	3	-	14	0.0(0)	0(0)	0	1	0	0	0	0	0	0	0	0	0	0
2021 Kansas City	7-0	0	0	-	0	0.0(0)	0(0)	0	0	0	0	0	0	0	0	0	0	0	0
2022 Kansas City	17-4	23	18	-	41	1.5(-18)	2(-4)	2	1	0	0	0	0	0	0	0	0	0	0
2023 Kansas City	5-0	0	0	-	0	0.0(0)	0(0)	0	0	0	0	0	0	0	0	0	0	0	0
Totals	33-6	34	21	-	55	1.5(-18)	2(-4)	2	2	0	0	0	0	0	0	0	0	0	0
Playoffs																			
2020 Kansas City	3-0	0	0	-	0	0.0(0)	0(0)	0	0	0	0	0	0	0	0	0	0	0	0
2022 Kansas City	3-0	1	1	-	2	0.0(0)	0(0)	0	0	0	0	0	0	0	0	0	0	0	0
2023 Kansas City	1-0	0	0	-	0	0.0(0)	0(0)	0	0	0	0	0	0	0	0	0	0	0	0
Totals	7-0	1	1	-	2	0.0(0)	0(0)	0	0	0	0	0	0	0	0	0	0	0	0

ADDITIONAL STATISTICS

Special Teams Tackles – 2021 (1-0-1); 2022 (0-2-2). Totals: 1-2-3.
 Playoffs – 2023 (3-0-3).

KELVIN HARMON

84 • Wide Receiver

6-2 • 215 • 12/15/96
 NC State • FA-24
 NFL: 3rd Year • Cowboys: 1st Year
 Games/Starts: 2023-0/0; Career-16/8
 Postseason: 2023-0/0; Career-0/0



PRO: The Dallas Cowboys signed wide receiver Kelvin Harmon at the beginning of 2024 training camp. Harmon was originally drafted in the sixth round (206th overall) by Washington in the 2019 NFL Draft. After a productive rookie season where he appeared in 16 games and played valuable snaps on both offense and special teams, Harmon suffered an ACL tear prior to the 2020 season and was placed on the Reserve/Non-Football Injury list for the rest of the year. His last NFL action was in 2022 training camp with Washington, and he joins Dallas in 2024 with a chance to compete for a roster spot in a talented wide receivers room.

TRANSACTION SUMMARY:

- 7/28/24:** Signed with Dallas as a free agent.
- 1/10/22:** Signed a Futures contract with Washington and waived (8/23).
- 9/29/21:** Signed to Washington's practice squad, waived (10/19) and re-signed to Washington's practice squad (10/20).
- 2/10/21:** Reinstated from Reserve/NFI and waived (8/15).
- 9/5/20:** Placed on Reserve/NFI (knee).
- 4/27/19:** Drafted in the sixth round (206th overall) by Washington.

2022 (Washington):

- Signed a Futures contract with Washington and was waived during the second cutdown date at training camp.

2021 (Washington):

- Began training camp with Washington before being released at the first cutdown date. Spent the rest of the season on Washington's practice squad.

2020 (Washington):

- Suffered a torn ACL injury while training in June and was placed on Reserve/Non-Football Injury at the start of training camp, where he remained for the season.

2019 (Washington):

- As a rookie, appeared in 16 games and tallied 30 receptions for 365 yards while also contributing on special teams.
- Made his NFL debut at Philadelphia (9/8), catching two passes for 31 yards.
- Had a career day against the N.Y. Jets (11/17), posting 53 receiving yards on a career-best five catches.
- Tallied a career-high 86 receiving yards on seven catches against the N.Y. Giants (12/22).

COLLEGE:

- Played three seasons at NC State (2016-18), where he appeared in 38 games and totaled 177 receptions for 2,665 yards and 16 touchdowns.
- Posted back-to-back seasons (2017-18) with 1,000 receiving yards.
- As a junior in 2018, recorded 81 receptions for 1,186 yards and seven touchdowns, earning first-team All-ACC honors and was named a Biletnikoff Award candidate.
- In 2017 as a sophomore, once again named a Biletnikoff Award candidate after amassing 1,017 receiving yards on 69 receptions with four touchdowns in 13 games played. Became the first NC State receiver to eclipse 1,000 receiving yards since 2003.
- As a true freshman, led the team in touchdown receptions (five) and was named to the Athlon Sports All-ACC Freshman squad.

PERSONAL:

- Attended Palmyra, N.J., High School, where he played both wide receiver and safety. In his career, collected 2,764 receiving yards on 165 receptions with 36 touchdowns.
- During his senior year, led the state of New Jersey with 1,111 receiving yards on 66 receptions and 14 touchdowns. Also tallied 38 tackles, 2.0 sacks and an interception at safety.
- Majored in parks, recreation and tourism management at NC State.
- Originally born in Liberia, came to the United States when he was four years old.

HARMON'S NFL TOTALS

Year Team	GP-GS	RECEIVING					RUSHING				
		No	Yds	Avg	Long	TD	No	Yds	Avg	Long	TD
2019 Washington.....	16-8	30	365	12.2	30	0	0	0	0.0	0	0
2020 Washington.....	0-0			RESERVE/NFI-Knee					RESERVE/NFI-Knee		
2021 Washington.....	0-0			PRACTICE SQUAD					PRACTICE SQUAD		
Totals.....	16-8	30	365	12.2	30	0	0	0	0.0	0	0



PRO: The Dallas Cowboys were looking to strengthen the defensive line when they signed 15-year NFL veteran Linval Joseph at the conclusion of training camp. Joseph, a former 2010 NFL Draft second round pick (46th overall), joins the Cowboys after spending the 2023 season with Buffalo where he appeared in seven games, notching seven tackles, 1.0 sacks, one quarterback pressure and one tackle for loss. Throughout his time in the NFL, Joseph has played for five different teams where he collected a Super Bowl title (XLVI) as well as two Pro Bowl selections. He has played in 186 games with 170 starts to accumulate 816 tackles, 26.5 sacks, six passes defended, 181 quarterback pressures, 57 tackles for loss, eight forced fumbles and six fumble recoveries.

TRANSACTION SUMMARY:

- 8/27/24:** Signed with Dallas.
- 11/2/23:** Signed a one-year contract with Buffalo.
- 11/16/22:** Signed a one-year deal with Philadelphia.
- 3/13/20:** Released by Minnesota and signed a two year contract with the LA Chargers (3/18).
- 8/5/17:** Signed a four-year extension with Minnesota.
- 3/12/14:** Signed a five-year contract with Minnesota.
- 7/31/10:** Drafted by the New York Giants in the second round (46th overall).

2024 (Dallas):

- Signed with the Cowboys at the conclusion of training camp.

2023 (Buffalo):

- Signed a one year deal with Buffalo in Week 9 of the regular season where he appeared in seven games, notching 12 tackles, 1.0 sacks, one quarterback pressure and a tackle for loss.
- Appeared in his first game a Bill at Cincinnati (11/5), three days after signing to the roster, and registered two tackles.
- Posted three tackles and a quarterback pressure at LA Chargers (12/23).

2022 (Philadelphia):

- Signed a one year deal with Philadelphia in Week 11 of the regular season.
- Started in all eight of the final games as an Eagle where he tallied 20 tackles, 0.5 sacks and one quarterback pressure.
- Appeared in his first game four days after joining Philadelphia, where he registered four tackles, 0.5 sack and a quarterback pressure at Indiana (11/20).
- Posted five tackles, a season high, at Dallas (12/24).

2021 (LA Chargers):

- Accumulated 12 starts in 14 games in his final season in Los Angeles where he tallied 57 tackles, 1.0 sacks, two quarterback pressures and three tackles for loss.
- Registered eight tackles, his second-highest of the season, at Kansas City (9/26).
- Tallied four tackles, 1.0 sacks for ten yards, a quarterback pressure and one tackle for loss at Baltimore (10/17).
- Recorded a season-high nine tackles at Philadelphia (11/7).

2020 (LA Chargers):

- Quickly became a defensive leader and force in the interior of the Bolts' defensive front where he started all 16 games to total 62 tackles (his most since 2017), two quarterback pressures and three tackles for loss.
- Led all Chargers defensive linemen with his 62 tackles to help bolster the Bolts' defense to finish top-10 in total defense.
- Recorded five tackles while knocking down Tom Brady for his first QB hit of the season at Tampa Bay (10/4).
- Played in his 150th career game where he recorded four tackles at Miami (11/15).
- Tallied a season-high seven tackles against New England (12/6) and matching that mark three weeks later against Denver (12/27).

2019 (Minnesota):

- Registered 44 tackles, 3.0 sacks, six tackles for loss and a forced fumble in the 13 games he played in his final season as a Viking.
- Posted four tackles, two tackles for loss, and an eight yard sack against Atlanta (9/8).
- Recorded his second sack in as many weeks while finishing with six tackles and two tackles for loss at Green Bay (9/15).
- Tallied three tackles and his third sack of the season against Washington (10/24).

2018 (Minnesota):

- Started all 15 games that he appeared in to finish the season with 77 tackles, five tackles for loss, 1.0 sacks, one forced fumble, one fumble recovery and a touchdown.
- Recorded seven tackles and a crucial forced fumble on a goal-line stand against San Francisco (9/9).
- Scored his first career touchdown when he recovered a Carson Wentz fumble and returned it for 64 yards to score against Philadelphia (10/7) while also registering five tackles, his first sack of the season and a quarterback pressure. Joseph's touchdown was the third-longest fumble recovery touchdown by a defensive line in Vikings history.
- In his 125th career game, led the team with 10 tackles at Seattle (12/10) which topped a season high set the week before.

2017 (Minnesota):

- Set a career high with 58 solo tackles while starting all 16 games for the number one ranked scoring and yardage defense in the NFL while also earning his second Pro Bowl nod.
- Posted three tackles and two quarterback pressures against Tampa (9/24) in his 100th career game.
- Led the team with 11 tackles and notched his first sack of the season along with a quarterback pressure against Detroit (10/1).
- Started his 100th career NFL game while posting four tackles against the LA Rams (11/19).
- Tallied a team high 10 tackles and 1.0 sacks, a tackle for loss and two quarterback pressures at Carolina (12/10).
- Led the defensive line with nine tackles, four quarterback pressures and one tackle for loss against New Orleans in the Divisional Round Playoff win (1/14/18).

2016 (Minnesota):

- Earned his first career Pro Bowl bid and became the first Vikings defensive tackle to record 100 tackles in a season since Henry Thomas (100) in 1991.
- Accumulated 100 tackles, seven tackles for loss, 4.0 sacks, 36 quarterback pressures and three forced fumbles for the NFL's third-ranked defense (314.9 yards-per-game).
- Notched eight tackles, 1.0 sack, a career-high tying three tackles for loss and five quarterback pressures against Green Bay (9/18).

Linval Joseph, cont.

- Registered five tackles, one quarterback pressure and a blocked field goal at Jacksonville (12/11).
- Totaled a career-high 15 tackles against Indianapolis (12/18).
- Recorded seven tackles, one tackle for loss, 1.0 sacks, two quarterback pressures and one forced fumble that was returned 20 yards for a touchdown by teammate, Everson Griffen against Chicago (1/1/17).

2015 (Minnesota):

- Played a big role a Minnesota defense ranked fifth amongst NFL scoring defenses that allowed 18.9 points per-game and ranked 13th in total defense.
- Notched 12 starts in 12 games to tally 71 tackles, 0.5 sack, two passes defensed, eight tackles for loss, 26 quarterback pressures and one forced fumble.
- Named NFC Defensive Player of the Week for his performance against St. Louis (11/8) for the first time in his career.
- Collected a pair of nine tackle games at Oakland (11/15) and against Green Bay (11/22).

2014 (Minnesota):

- Started all 16 games in his first season as a Viking where he finished second along the defensive line with 73 tackles while also tallying 3.0 sacks, one pass breakup, seven tackles for loss and 27 quarterback pressures.
- In his Vikings debut against St. Louis (9/7), he posted six tackles, 1.0 sacks and four quarterback pressures.
- Helped Minnesota's defense become the most improved in 2014, allowing 7.1 fewer offensive points per game than in 2013.

2013 (NY Giants):

- Started 15 games in his final season as a Giant where he tallied 75 tackles, 3.0 sacks, one forced fumble and a fumble recovery.
- Notched a career-high 10 tackles at Carolina (9/22).
- Posted seven tackles and 1.0 sacks against Seattle (12/15).

2012 (NY Giants):

- Started all 16 games to finish fifth on the team with 72 tackles as well as gaining 4.0 sacks, one forced fumble and two fumble recoveries.
- Posted a career best 2.0 sacks at Dallas (10/28).

2011 (NY Giants):

- Transitioned into a starting role in season two, clocking 15 starts across 16 games to accumulate 49 tackles, 2.0 sacks and three pass breakups.
- Claimed first career seack against Miami (10/30).
- Notched a career high nine tackles against Green Bay (12/4).
- Opened all four playoff games in route to the Super Bowl XLVI title where he tallied three tackles in each of the first three contests.

2010 (NY Giants):

- Saw action in six games as a rookie, making his NFL debut against Chicago (10/3).
- Had a season-best five stops at Green Bay (12/26).

COLLEGE:

- Started 27 of his 41 career games at ECU, opening nine at nose tackles and 18 at defensive end.
- Earned First-Team All-Conference USA as a senior and Honorable Mention All-Conference USA as a junior.

PERSONAL:

- Twice named Class AAA All-State and lettered four times in football.
- Earned state title in weightlifting as a junior.
- Competed in shot put and discus as a team advanced to state meet.
- Holds the school record in the shot put and discus.
- Born in the U.S. Virgin Islands and moved with his family to Florida when he was 10 years old.
- He has two daughters, Elani and Lilah.

JOSEPH'S NFL TOTALS

Year Team	GP-GS	DEFENSE								INTERCEPTIONS					FUMBLES REC				
		ST	AT	TT	Sks-Yds	Tkl/Ls	QB Prs	PBU	FF	No	Yds	Avg	Lg	TD	No	Yds	Avg	Lg	TD
2010 NY Giants	6-0	8	3	- 11	0.0(0)	1(-)	0	0	0	0	0	0	0	0	0	0	0.0	0	0
2011 NY Giants	16-15	34	15	- 49	2.0(15.0)	4(-)	5	4	0	0	0	0	0	0	0	0	0.0	0	0
2012 NY Giants	16-16	39	33	- 72	4.0(17.0)	5(-)	7	0	1	0	0	0	0	0	2	16	8.0	16	0
2013 NY Giants	15-15	51	24	- 75	3.0(26.0)	8(-)	8	0	1	0	0	0	0	0	1	0	0.0	0	0
2014 Minnesota	16-16	44	29	- 73	3.0(23.0)	5(-)	27	1	0	0	0	0	0	0	0	0	0.0	0	0
2015 Minnesota	12-12	43	28	- 71	0.5(4.0)	7(-)	26	1	1	0	0	0	0	0	0	0	0.0	0	0
2016 Minnesota	16-16	48	52	- 100	4.0(21.5)	5(-)	36	0	3	0	0	0	0	0	0	0	0.0	0	0
2017 Minnesota	16-16	58	35	- 93	3.5(23.5)	5(-)	38	0	0	0	0	0	0	0	1	0	0.0	0	0
2018 Minnesota	15-15	47	30	- 77	1.0(15.0)	4(-)	22	0	1	0	0	0	0	0	1	64	64.0	64	0
2019 Minnesota	13-13	26	18	- 44	3.0(23.0)	6(-)	6	0	1	0	0	0	0	0	0	0	0.0	0	0
2020 LA Chargers	16-16	33	29	- 62	0.0(0)	3(-)	2	0	0	0	0	0	0	0	0	0	0.0	0	0
2021 LA Chargers	14-12	30	27	- 57	1.0(10.0)	3(-)	2	0	0	0	0	0	0	0	0	0	0.0	0	0
2022 Philadelphia	8-8	8	12	- 20	0.5(3.0)	0(0)	1	0	0	0	0	0	0	0	0	0	0.0	0	0
2023 Buffalo	7-0	7	5	- 12	1.0(3.0)	1(-)	1	0	0	0	0	0	0	0	0	0	0.0	0	0
Totals	186-170	476	340	- 816	26.5(-184.0)	57(-)	181	6	8	0	0	0.0	0	0	5	80	16.0	64	0
Playoffs																			
2011 NY Giants	4-4	5	5	- 10	0.0(0)	0(0)	2	1	0	0	0	0.0	0	0	0	0	0.0	0	0
2015 Minnesota	1-1	2	1	- 3	0.0(0)	0(0)	0	0	0	0	0	0.0	0	0	0	0	0.0	0	0
2017 Minnesota	2-2	6	3	- 9	0.0(0)	2(3)	1	0	0	0	0	0.0	0	0	0	0	0.0	0	0
2019 Minnesota	2-2	5	5	- 10	0.0(0)	0(0)	0	0	0	0	0	0.0	0	0	0	0	0.0	0	0
2022 Philadelphia	3-3	0	1	- 1	0.0(0)	0(0)	0	0	0	0	0	0.0	0	0	1	0	0.0	0	0
2023 Buffalo	2-0	0	3	- 3	0.0(0)	0(0)	0	0	0	0	0	0.0	0	0	0	0	0.0	0	0
Totals	14-12	18	18	- 36	0.0(0)	2(3)	3	1	0	0	0	0.0	0	0	1	0	0.0	0	0



PRO: The Dallas Cowboys signed Carl Lawson toward the end of training camp, adding a veteran pass rusher who has 119 tackles and 27.0 career sacks. Lawson burst onto the scene as a rookie after the Cincinnati Bengals selected him in the fourth round (116th overall) of the 2017 NFL Draft. While playing under then Bengals Defensive Coordinator Paul Guenther, Lawson led all NFL rookies with 8.5 sacks. After four total years at Cincinnati, Lawson signed a three-year contract with the N.Y. Jets as an unrestricted free agent, where injuries limited playing time in two of the three seasons he resided in New York. In every season in which Lawson has played at least eight games, he has recorded 5.0-or-more sacks, and he will add talent and experience to a young Cowboys edge group in 2024.

TRANSACTION SUMMARY:

- 8/15/24:** Signed with Dallas.
- 8/19/21:** Placed on Reserve/Injured with an Achilles' tendon injury.
- 3/17/21:** Signed a three-year contract with the N.Y. Jets through 2023.
- 11/5/18:** Placed on Reserve/Injured with a knee injury.
- 5/7/17:** Drafted in the fourth round (116th overall) by Cincinnati.

2023 (N.Y. Jets):

- After missing most of the preseason and training camp due to a back injury, played in six games and was inactive for the other 11 contests.
- Tallied five tackles in his final season with the N.Y. Jets.

2022 (N.Y. Jets):

- Started all 17 games as part of a defense that finished fourth in total defense (311.1 yards-per-game) and part of a pass rush that produced a 30.6% pressure rate, seventh in the NFL.
- Finished second on the team with 51 quarterback pressures, along with 33 tackles, 7.0 sacks, a single-season career-high nine tackles for loss, one forced fumble and a fumble recovery.
- Recorded a sack in back-to-back games at Pittsburgh (10/2) and against Miami (10/9).
- Had a career-high seven quarterback hits against Miami (10/9).
- Notched a season-high four tackles, a sack and two tackles for loss at Seattle (1/1/23).

2021 (N.Y. Jets):

- Missed the season after being placed on Reserve/Injured during training camp with an Achilles' injury.

2020 (Cincinnati):

- Appeared in all 16 games, with 11 starts, and registered a career-best 36 tackles and two forced fumbles to go with 5.5 sacks and 32 quarterback hits, the second-most in the league.
- In the season-opener against the LA Chargers (9/13), finished with four tackles and a sack.
- Recorded his only multi-sack game of the season with 2.0 sacks, eight tackles and a forced fumble at Philadelphia (9/27).
- Against Pittsburgh (12/21), tallied two tackles, a sack and tied a season-high six quarterback hits.

2019 (Cincinnati):

- Played in 12 games with two starts and registered 23 tackles, 5.0 sacks and 22 quarterback hits.
- Appeared in the first two games of the season but missed Weeks 3-4 due to a hamstring injury.
- Made his first start of the season at Baltimore (10/13) where he accumulated three tackles and a sack.
- Tallied a season-high five tackles, a sack and two quarterback hits at Cleveland (12/8).
- Had 2.0 sacks with four quarterback hits against Cleveland (12/29)

2018 (Cincinnati):

- Limited to seven games before being placed on Reserve/Injured due to a torn ACL in Week 8. In those seven games, had six tackles, a sack and eight quarterback hits.

2017 (Cincinnati):

- Played in all 16 games and led all NFL rookies with 8.5 sacks (single-season career-high) and 21 quarterback hits.
- Became the first player drafted in the fourth round-or-later to lead all rookies in sacks since 2006 (Mark Anderson, Chicago).
- In his third career game, recorded a career-high 2.5 sacks, a season-high four tackles, three quarterback hits and two tackles for loss at Green Bay (9/24).
- Made his first career start in Week 4 at Cleveland (10/1).
- Notched his second career multi-sack game with 1.5 sacks against Cleveland (11/26).

COLLEGE:

- Played in 33 career games, with 20 starts, in four years at Auburn (2013-16), totaling 67 tackles, 24 tackles for loss and 14.0 sacks. Was a two-time team captain (2015 and 2016).
- As a junior in 2016, started all 13 games and notched 30 tackles, 13 tackles for loss and 9.0 sacks en route to first-team All-SEC honors.
- In 2015 had a sack, two tackles for loss and four tackles in the season opener against Louisville, but a hip injury caused him to miss the next six games and limited him the rest of the season.
- Redshirted in 2014 after missing the season with a torn ACL.
- As a true freshman, played in all 14 games for an Auburn team that won the SEC and played in the National Championship against Florida State. Finished his freshman campaign with 20 tackles, 4.0 sacks, seven tackles for loss and two forced fumbles.

PERSONAL:

- Attended Milton High School in Alpharetta, Ga., where he was considered one of the top high school prospects in the country.
- Recorded 78 tackles as a senior, including 44 tackles for loss and 27.0 sacks.
- Played in the 2013 Under Armour All-America Game.
- Also participated in wrestling and track at Milton High School.
- Majored in communications at Auburn.

LAWSON'S NFL TOTALS

Year Team	GP-GS	DEFENSE							INTERCEPTIONS					FUMBLES REC					
		ST	AT	TT	Sks-Yds	Tkl/Ls	QB Prs	PBU	FF	No	Yds	Avg	Lg	TD	No	Yds	Avg	Lg	TD
2017 Cincinnati.....	16-1	10	6	-	16	8.5(-57)	8(-43)	21	0	0	0	0	0	0	0	0	0.0	0	0
2018 Cincinnati.....	7-0	4	2	-	6	1.0(-7)	0(0)	8	0	0	0	0	0	0	0	0	0.0	0	0
2019 Cincinnati.....	12-2	17	6	-	23	5.0(-36)	6(-40)	22	0	0	0	0	0	0	0	0	0.0	0	0
2020 Cincinnati.....	16-11	18	18	-	36	5.5(-31)	4(-19)	32	0	2	0	0	0	0	0	0	0.0	0	0
2021 N.Y. Jets.....	0-0	RESERVE/INJURED-Achilles							RESERVE/INJURED					RESERVE/INJURED					
2022 N.Y. Jets.....	17-17	18	15	-	33	7.0(-43)	9(-48)	24	0	1	0	0	0	0	1	0	0.0	0	0
2023 N.Y. Jets.....	6-0	2	3	-	5	0.0(0)	0(0)	0	0	0	0	0	0	0	0	0	0.0	0	0
Totals.....	74-31	69	50	-	119	27.0(-174)	27(-150)	107	0	3	0	0	0.0	0	1	0	0.0	0	0



PRO: Looking for a spark in Week Nine, the Dallas Cowboys picked up Jonathan Mingo from Carolina at the trade deadline in exchange for draft pick compensation. Mingo was originally drafted in the second round (39th overall) by Carolina in the 2023 NFL Draft. He made an immediate impact, appearing in 15 games with 14 starts during his rookie season and caught 43 passes for 418 yards. Mingo has totaled 55 receptions for 539 yards through 24 career games and will be counted on to contribute in 2024 and the future for Dallas.

TRANSACTION SUMMARY:

- 11/5/24:** Traded to Dallas from Carolina for draft pick compensation.
- 4/28/23:** Drafted in the second round (39th overall) by Carolina.

2024 (Carolina/Dallas):

- Tallied 121 yards on 12 receptions through nine appearances and five starts with Carolina prior to his trade to Dallas (11/5).

2023 (Carolina):

- Saw action in 15 games and 14 starts, tallying 43 receptions for 418 yards.
- Made his NFL debut and first NFL start at Atlanta (9/10), nabbing two receptions for 17 yards.
- Set a career-high against Tampa Bay (12/3), amassing 69 yards receiving.

COLLEGE:

- Played four seasons at Mississippi, appearing in 41 games and totaling 112 receptions for 1,758 yards and 12 touchdowns.
- In 2022 recorded 51 receptions for 861 yards and five touchdowns on his way to second-team All-SEC honors.
- Posted 346 yards and three touchdowns on 22 catches through his first six starts in 2021 before missing seven games due to injury.
- Nabbed 27 catches for 379 yards and three touchdowns during his sophomore season in 2020, appearing in 10 games with eight starts.
- Started all 12 games as a true freshman in 2019, grabbing 12 catches for 172 yards and one touchdown.

PERSONAL:

- Attended Brandon, Miss., High School, where he totaled 2,492 receiving yards and 23 touchdowns.
- Tallied 1,451 yards and 14 touchdowns as a senior on the way to a 13-2 campaign and 6A South State title game.
- Majored in Exercise Science at Mississippi.

MINGO'S NFL TOTALS

Year Team	GP-GS	RECEIVING					RUSHING				
		No	Yds	Avg	Long	TD	No	Yds	Avg	Long	TD
2023 Carolina.....	15-14	43	418	9.7	40	0	0	0	0.0	0	0
2024 Carolina.....	9-5	12	121	10.1	35	0	2	5	2.5	3	0
Totals.....	24-19	55	539	9.8	40	0	2	5	2.5	3	0

AMANI ORUWARIYE

(oh-rue-WARR-ee-A)

27 • Cornerback

6-2 • 202 • 2/9/96
 Penn State • FA-24
 NFL: 5th Year • Cowboys: 1st Year
 Games/Starts: 2023-0/0; Career-53/36
 Postseason: 2023-0/0; Career-0/0



PRO: The Dallas Cowboys added cornerback Amani Oruwariye to fill out their practice squad with a veteran defender who can help at multiple positions in the secondary. Oruwariye was originally a fifth round (146th overall) draft pick by Detroit in the 2019 NFL Draft and played in 53 games with 36 starts across four seasons with the Lions, accumulating 171 tackles, nine interceptions, 24 pass breakups and four tackles for loss. He spent 2023 on the practice squad of the N.Y. Giants and Jacksonville, but did not appear in any games.

TRANSACTION SUMMARY:

- 8/27/24:** Released by Jacksonville and signed to Dallas' practice squad (8/29).
- 1/9/24:** Signed a Futures contract with Jacksonville.
- 10/10/23:** Released by New York and signed with Jacksonville's practice squad (10/16).
- 8/29/23:** Released and signed to the N.Y. Giants practice squad (8/30).
- 3/23/23:** Signed a one-year deal with the N.Y. Giants.
- 4/27/19:** Drafted in the fifth round (146th overall) by Detroit.

2023 (N.Y. Giants/Jacksonville):

- Signed with the N.Y. Giants as an unrestricted free agent but was released after training camp and signed to the Giants practice squad.
- Released by the Giants midway through the year and signed to Jacksonville's practice squad.
- Did not see any game action for either the N.Y. Giants or Jacksonville.

2022 (Detroit):

- Appeared in 14 games with five starts, tallying 43 tackles, three breakups a tackle for loss and a fumble recovery.
- Started the season opener against Philadelphia (9/11), making four tackles and a pass breakup.
- Made nine tackles and a tackle for loss at Minnesota (9/25), then had five tackles in back-to-back weeks against Seattle (10/2) and at Dallas (10/23), adding a fumble recovery against the Cowboys.

2021 (Detroit):

- Started all 14 games played and produced a career-high six interceptions - the third-most in the NFL - and finished as one-of-three players to log at least 50 tackles, 10 pass defenses and six interceptions on the season.
- Totaled 57 tackles, two tackles for loss, six picks, 11 pass breakups and a fumble recovery.
- Recorded his first interception of the year against Baltimore (9/26), then added another the next week at Chicago (10/3).
- Made a season-best nine tackles with a tackle for loss at Minnesota (10/10).
- Picked off a pass against Cincinnati (10/17).
- Finished the year with interceptions in three of his last five games - at Cleveland (11/21), against Chicago (11/25) and against Arizona (12/19) - before a thumb injury landed him on Reserve/Injured and ended his season prematurely.

2020 (Detroit):

- Started 15-of-16 games played and posted 53 tackles, seven pass breakups and one interception.
- Added pass breakups in three-consecutive games, logging two at Arizona (9/27), one against New Orleans (10/4) and two at Jacksonville (10/18).
- Made his lone interception of the season at Carolina (11/22) to go along with a season-high five tackles.

2019 (Detroit):

- Finished his rookie year starting two-of-nine games played with 18 tackles, two interceptions, and three pass defenses as part of a defense that had the third-most passes defended (42) by cornerbacks in the NFL.
- Made his NFL debut against Kansas City (9/29) but did not record any stats.
- Registered his first career interception at Washington (11/24) to go along with his first two pass breakups.
- Started his first career game against Chicago (11/28) and added six tackles and a takedown on special teams.
- Finished the year with four tackles and an interception against Green Bay (12/29).

COLLEGE:

- Played 48 games with 13 starts at Penn State, totaling 106 tackles, two tackles for loss, 30 pass breakups and eight interceptions in his career.
- Started all 13 games as a senior in 2018 and earned first-team All-Big Ten honors, finishing with 51 tackles, two tackles for loss a forced fumble, 15 pass breakups and three interceptions.
- Played in 11 games in 2017 and added 28 tackles, 12 breakups and a career-best four interceptions.
- Saw time in 11 games in 2016 and tallied 22 tackles with two passes defended and a pick-six interception.
- Played in all 13 games as a freshman in 2015, adding five tackles and a pass breakup.

PERSONAL:

- A three-year letterman at Gaither High School in Tampa, Fla., recorded 47 tackles, two tackles for loss, four interceptions and nine pass breakups as a senior to earn first-team all-district honors. Also blocked four kicks as a senior.
- As a junior, totaled 43 tackles, three interceptions and three blocked kicks to help Gaither win the 2012 Class 7-A District Championship.
- Earned his degree in telecommunications from Penn State.


ORUWARIYE'S NFL TOTALS

Year Team	GP-GS	DEFENSE									INTERCEPTIONS					FUMBLES REC				
		ST	AT	TT	Sks-Yds	Tkl/Ls	QB Prs	PBU	FF	No	Yds	Avg	Lg	TD	No	Yds	Avg	Lg	TD	
2019 Detroit	9-2	17	1-	18	0.0(0)	0(0)	0	3	0	2	0	0.0	0	0	0	0	0	0.0	0	0
2020 Detroit	16-15	45	8-	53	0.0(0)	1(-6)	0	7	0	1	0	0.0	0	0	0	0	0	0.0	0	0
2021 Detroit	14-14	44	13-	57	0.0(0)	2(-4)	0	11	0	6	73	12.2	50	0	1	0	0.0	0	0	0
2022 Detroit	14-5	35	8-	43	0.0(0)	1(-1)	0	3	0	0	0	0.0	0	0	1	0	0.0	0	0	0
2023 N.Y. Giants					PRACTICE SQUAD					PRACTICE SQUAD					PRACTICE SQUAD					
Jacksonville					PRACTICE SQUAD					PRACTICE SQUAD					PRACTICE SQUAD					
Totals	53-36	141	30-	171	0.0(0)	4(-11)	0	24	0	9	73	8.1	50	0	2	0	0.0	0	0	0

ADDITIONAL STATISTICS

Special Teams Tackles – 2019 (1-0-1); 2022 (1-0-1). Totals: 2-0-2.

TROY PRIDE
32 • Cornerback
 5-11 • 195 • 1/19/98
 Notre Dame • PS (Hou)-'24
 NFL: 3rd Year • Cowboys: 1st Year
 Games/Starts: 2024-0/0; Career-15/8
 Postseason: 2024-0/0; Career-0/0



PRO: The Dallas Cowboys signed Troy Pride to their practice squad in the latter half of the 2024 season, looking to add depth to an injury-ridden secondary. Pride was originally drafted in the fourth round (113th overall) by Carolina in the 2020 NFL Draft. He made an immediate impact, appearing in 14 games with eight starts and totaled 41 tackles and two passes defended in his rookie season. Pride has eight starts and 15 games played in his career and comes to Dallas looking for any opportunity to contribute

TRANSACTION SUMMARY:

- 10/24/24:** Released by Houston and signed to Dallas' practice squad (12/4).
- 8/27/24:** Released and signed to Houston's practice squad (9/11).
- 1/22/24:** Signed a Futures contract with Houston.
- 12/20/23:** Released by Las Vegas and signed to Houston's practice squad (12/27).
- 8/29/23:** Released by New Orleans and signed to Las Vegas' practice squad (9/13).
- 1/11/23:** Signed a Futures contract with New Orleans.
- 5/16/22:** Waived by Carolina.
- 8/17/21:** Placed on Reserve/Injured with a knee injury.
- 4/25/20:** Drafted in the fourth round (113th overall) by Carolina.

2024 (Houston/Dallas):

- Went to training camp with Houston before being released at the cutdown date and signed to the practice squad until his release in October. Signed with Dallas' practice squad in December.

2023 (Las Vegas/Houston):

- Signed a Futures contract with New Orleans and attended training camp with the Saints before being released at the roster cutdown date and signed to Las Vegas' practice squad.
- Saw action against Green Bay.
- Released by Las Vegas and signed to Houston's practice squad.

2022 (Carolina):

- Missed the 2022 season due to prolonged recovery from torn ACL in 2021 and waived by Carolina.

2021 (Carolina):

- Missed the 2021 season after suffering a torn ACL in a preseason game.

2020 (Carolina):

- Saw action in 14 games with eight starts, tallying 41 tackles and two passes defended.
- Made his NFL debut and first NFL start against Las Vegas (9/13), recording seven tackles.

COLLEGE:

- Played in 45 games with four starts through four seasons at Notre Dame, amassing 121 tackles, four interceptions, one forced fumble and two fumble recoveries.
- In 2019 appeared in all 13 games, posting 40 tackles and one interception.
- Saw action in 12 games as a junior in 2018, tallying 47 tackles, two interceptions, one forced fumble and one fumble recovery.
- In 2017 played in 12 games and started four, recording 22 tackles and one interception.
- Appeared in nine games for the Irish as a true freshman in 2016, totaling 12 tackles and one fumble recovery.

PERSONAL:

- Attended Greer, S.C. Senior High School, where he helped claim four consecutive Region II-AAA titles and was the No.4-ranked player in South Carolina by 247Sports.
- Tallied 41 receptions for 848 yards and 13 touchdowns with another 183 rushing yards and three rushing touchdowns on offense and three interceptions on defense as a senior in 2015 on his way to an American Family Insurance All-USA South Carolina Football first-team selection.
- Named the 2015 Region II-AAA Player of the Year.
- Competed in the 60-meter, 100-meter and 200-meter dashes for Notre Dame track, earning two consecutive All-ACC second-team selections (2016-17).
- Majored in Film, Television and Theatre at Notre Dame.

PRIDE'S NFL TOTALS

Year Team	GP-GS	DEFENSE									INTERCEPTIONS					FUMBLES REC				
		ST	AT	TT	Sks-Yds	Tk/Ls	QB Prs	PBU	FF	No	Yds	Avg	Lg	TD	No	Yds	Avg	Lg	TD	
2020 Carolina	14-8	11	15-	26	0.0(0)	1(0)	0	0	0	0	0	0	0.0	0	0	0	0	0	0	
2021 Carolina	0-0	RESERVE/INJURED									RESERVE/INJURED					RESERVE/INJURED				
2022		OUT OF FOOTBALL									OUT OF FOOTBALL					OUT OF FOOTBALL				
2023 Las Vegas	1-0	0	0 -	0	0.0(0)	0(0)	0	0	0	0	0	0	0.0	0	0	0	0	0	0	
2024 Houston	0-0	PRACTICE SQUAD									PRACTICE SQUAD					PRACTICE SQUAD				
Totals	15-8	11	15-	26	0.0(0)	1(0)	0	0	0	0	0	0	0.0	0	0	0	0	0	0	



PRO: Midway through training camp in 2024, the Dallas Cowboys signed seasoned NFL veteran Nick Vigil to a one-year deal. Vigil, a former 2016 third round pick by Cincinnati, hails to Dallas from Minnesota. He boasts 253 career tackles, 5.0 sacks, three interceptions, 17 pass breakups, 10 pressures, two forced fumbles and five fumble recoveries across 97 games, clocking 53 starts. Last season with Minnesota, Vigil spent time on both the Vikings practice squad and active roster where he appeared in eight games. Vigil provides seasoned experience to a young linebacker room.

TRANSACTION SUMMARY:

- 8/7/24:** Signed with Dallas.
- 12/29/23:** Signed to Minnesota's practice squad (12/29).
- 8/31/23:** Signed to Minnesota's practice squad and waived (12/23).
- 8/6/23:** Signed a one-year deal with the N.Y. Jets and released (8/28).
- 10/8/22:** Placed on Reserve/Injured with a hamstring injury.
- 3/22/22:** Signed a one-year contract with Arizona.
- 4/6/21:** Signed a one-year contract with Minnesota.
- 3/24/20:** Signed a one-year contract with the LA Chargers.
- 12/22/17:** Placed on Reserve/Injured with a back injury.
- 5/10/16:** Drafted in the third round (87th overall) by Cincinnati.

2023 (N.Y. Jets/Minnesota):

- Signed with the N.Y. Jets midway through training camp, but was released at the roster cutdown date (8/28).
- Signed with Minnesota's practice squad and played in eight games, contributing two special teams tackles.
- Made his season debut at Green Bay (10/29) after being elevated from the practice squad and recorded his first stat of the year with an assisted tackle on special teams.

2022 (Arizona):

- Appeared in four games with two starts, posting 13 tackles, one pass breakup and one tackle for loss before going on Reserved/Injured with a hamstring injury.

2021 (Minnesota):

- Appeared in 16 games with 12 starts to accumulate 83 tackles, a sack, three quarterback pressures and one pick-six.
- Intercepted Kyler Murray for his first career touchdown at Arizona (9/19).
- Played every defensive snap and recorded 15 tackles, the second-most of his career, at Detroit (12/5).

2020 (LA Chargers):

- Appeared in 15 games, including two starts, to record 42 tackles, 2.0 sacks, one pass breakup, one forced fumble and two fumble recoveries.
- Had a career-high 2.0 sacks at Las Vegas (12/17) and again against Denver (12/27).
- Notched a season-best nine tackles in a pair of games against New England (12/6) and at Las Vegas (12/17).
- Recorded a fumble recovery at Miami (11/15) and returned it for 44 yards, his second fumble recovery of the season and fourth over the past two seasons.

2019 (Cincinnati):

- Started all 16 games, finishing with 111 tackles, a half-sack, three tackles for loss, one interception, five pass breakups, one forced fumble and two fumble recoveries.
- Kicked off a three-game stretch with 10-plus tackles, totaling 11 stops at Pittsburgh (9/30), and finished with 13 tackles each against Arizona (10/6) and at Baltimore (10/13).
- Returned an interception for 34 yards and posted four tackles and two passes defended at Cleveland (12/8).

2018 (Cincinnati):

- Played in 11 games with 10 starts at linebacker where he finished third on the team with 84 tackles while also logging three pass breakups and a fumble recovery.
- Recorded three games with 11-or-more tackles, at Indianapolis (11; 9/9), at Carolina (12; 9/23) and at Pittsburgh (17; 12/30).
- His 17 tackles at Pittsburgh were the most by a Bengal since Vontaze Burfict's 18 in 2013.

2017 (Cincinnati):

- Started 11 games and recorded 77 tackles, a sack, five passes breakups and one interception.
- Notched first career interception against Baltimore (9/10).
- Had a season-high 11 tackles at Cleveland, including a sack (10/1).
- Placed on Reserve/Injured (12/22) due to a back injury.

2016 (Cincinnati):

- Appeared in 16 games as a rookie where he logged 14 tackles on defense and seven on special teams.
- Finished third on the team in special teams snaps with 306.
- Tallied his first two tackles on defense against Buffalo (11/20).
- Clocking a season-high 37 defensive snaps and six tackles against Baltimore (1/1/17).

COLLEGE:

- Started 30 of his 40 career games at Utah State where he totaled 324 tackles and 15.5 sacks.
- Used as a situational running back in his final two seasons where he accumulated 169 yards on 47 carries (3.6) and four touchdowns.
- Helped the Aggies to the Mountain West Conference title in 2013 while also taking victories in the Poinsettia Bowl (2013) and New Mexico Bowl (2014).
- Earned First-Team All-MWC honors his sophomore and junior seasons.

PERSONAL:

- Earned three letters in football at Fremont High School in Plain City, Utah, and was a standout at running back and strong safety during his varsity tenure.

VIGIL'S NFL TOTALS

Year Team	GP-GS	DEFENSE									INTERCEPTIONS					FUMBLES REC				
		ST	AT	TT	Sks-Yds	Tkl/Ls	QB Prs	PBU	FF	No	Yds	Avg	Lg	TD	No	Yds	Avg	Lg	TD	
2016 Cincinnati.....	16-0	11	3	-	14	0.0(0)	0(0)	0	1	0	0	0	0	0	0	0	0	0	0	
2017 Cincinnati.....	11-11	43	34	-	77	1.0(-7)	3(-12)	2	5	0	1	0	0.0	0	0	0	0	0		
2018 Cincinnati.....	11-10	62	22	-	84	0.0(0)	5(-6)	1	3	0	0	0	0.0	0	0	1	0	0.0		
2019 Cincinnati.....	16-16	60	51	-	111	1.0(0)	2(-6)	4	5	1	1	34	34.0	34	0	2	13	13.0		
2020 LA Chargers.....	15-2	26	16	-	42	2.0(-3)	2(-7)	0	1	1	0	0	0.0	0	0	2	0	0.0		
2021 Minnesota.....	16-12	44	39	-	83	1.0(-12)	3(-7)	3	1	0	1	38	38.0	38t	1	0	0	0.0		
2022 Arizona.....	4-2	7	6	-	13	0.0(0)	1(-6)	0	1	0	0	0	0.0	0	0	0	0	0.0		
2023 Minnesota.....	8-0	0	0	-	0	0.0(0)	0(0)	0	0	0	0	0	0.0	0	0	0	0	0.0		
Totals.....	97-53	253	171	-	424	5.0(-22)	16(-56)	10	17	2	3	72	24.0	38t	1	5	13	2.6	13	0

LUIJI VILAIN (vill-AIN)
53 • Defensive End

6-4 • 250 • 3/10/98
 Wake Forest • FA-'24
 NFL: 3rd Year • Cowboys: 1st Year
 Games/Starts: 2023-2/0; Career-5/0
 Postseason: 2023-0/0; Career-0/0



PRO: The Dallas Cowboys signed Luiji Vilain to the practice squad with hopes of adding depth to their defensive front. Vilain, a former undrafted free agent signed with Minnesota after the 2022 NFL draft where he made the 53 man roster out of training camp and saw action in three games, recording two tackles and four special teams tackles. He spent the first few weeks of the 2023 season on Minnesota's practice squad before signing to Carolina's 53-man roster. Vilain appeared in one game for the Panthers before being placed on Reserve/Injured for the remainder of the 2023 season. He spent time this season with Carolina and Cleveland and hails to Dallas hungry for an opportunity.

TRANSACTION SUMMARY:

- 9/25/24:** Released by Cleveland and signed to Dallas' practice squad (10/9).
- 8/27/24:** Released by Carolina and signed to Cleveland's practice squad (9/11).
- 11/7/23:** Placed on Reserve/Injured with a knee injury.
- 8/29/23:** Released by Minnesota and signed to their practice squad (8/30), then signed to Carolina's active roster (10/24).
- 5/1/22:** Signed with Minnesota as an undrafted free agent.

2024 (Carolina/Cleveland/Dallas):

- Went to camp with Carolina, was released at the end and signed with Cleveland's practice squad. Released by Cleveland and signed to the Cowboys practice squad.

2023 (Minnesota/Carolina):

- Appeared in one game for Minnesota before being poached off the practice squad and signed to Carolina's active roster.
- Elevated to the Viking's active roster from the practice squad against San Francisco (10/23), where he saw action on special teams.
- Signed to Carolina's active roster and saw action a week later against Indianapolis (11/5).
- Placed on Reserve/Injured (11/7) for the remainder of the season with a knee injury.

2022 (Minnesota):

- Signed with Minnesota as an undrafted free agent following the 2022 NFL Draft and appeared in three games for the Vikings.
- Made his NFL debut at Miami (10/16) where he notched one special teams tackle.
- Played in his second game against Indianapolis (12/17), primarily on special teams, where he tallied one tackle.
- Saw action in the regular season finale at Chicago (1/8/23) where he recorded two defensive tackles and two special teams tackles.

COLLEGE:

- Appeared in 12 games throughout four seasons at Michigan before transferring to Wake Forest in 2021.
- Finished his graduate season at Wake Forest with a team-high 9.0 sacks while also adding 22 tackles, 10 tackles for loss, two forced fumbles, one fumble recovery, two quarterback pressures and a pass breakup.
- Recorded 45 tackles, 8.0 sacks and recovered a fumble in the end-zone for a touchdown in his final season at Michigan in 2020.
- Registered 60 tackles, 15.5 tackles for loss, 4.5 sacks, three forced fumbles and one fumble recovery as a junior.
- Did not see action as a freshman or sophomore at Michigan.

PERSONAL:

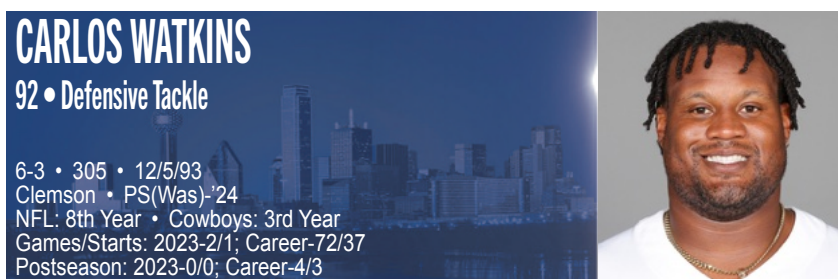
- Attended Episcopal High School in Virginia where he led the team to an 8-1 record in 2016.
- Registered 45 tackles and 8.0 sacks in his senior season and selected to the 2017 Under Armour All-American Game.
- Made 60 tackles including 15.5 tackles for loss, 45 sacks and three forced fumbles as a junior.
- Moved to the United States from Toronto, Ontario, Canada prior to his junior season.
- Earned a bachelor's degree in General Studies from Michigan.

VILAIN'S NFL TOTALS

Year Team	GP-GS	DEFENSE								INTERCEPTIONS					FUMBLES REC						
		ST	AT	TT	Sks-Yds	Tkl/Ls	QB Prs	PBU	FF	No	Yds	Avg	Lg	TD	No	Yds	Avg	Lg	TD		
2022 Minnesota.....	3-0	1	1	-	2	0.0(0)	0(0)	0	0	0	0	0	0	0	0	0	0.0	0	0	0	0
2023 Minnesota.....	1-0	0	0	-	0	0.0(0)	0(0)	0	0	0	0	0	0	0	0	0.0	0	0	0	0	0
Carolina.....	1-0	0	0	-	0	0.0(0)	0(0)	0	0	0	0	0	0	0	0	0.0	0	0	0	0	0
Totals.....	5-0	1	1	-	2	0.0(0)	0(0)	0	0	0	0	0	0	0	0	0.0	0	0	0	0	0

ADDITIONAL STATISTICS

Special Teams Tackles – 2022 (2-0-2). Totals: 2-0-2.



PRO: In an effort to bolster the interior of their defensive line, the Dallas Cowboys signed Carlos Watkins off Washington's practice squad in Week 3 of the 2024 season, reuniting with the veteran defensive tackle who played two seasons with the Cowboys previously. Watkins originally arrived in Dallas in 2021 after playing the first four seasons of his career with Houston following his selection by the Texans in the fourth round (142nd overall) in 2017. Watkins stepped into the defensive line rotation and started 18 of the 27 games he played over two years in Dallas, setting career-bests in tackles (32) and tackles for loss (four) while intercepting his first career pass for a 29-yard touchdown return in 2021. For his career, Watkins has played in 72 games with 37 career starts, and he has logged 143 tackles, 6.0 sacks, 16 tackles for losses, 12 hurries, seven breakups, three fumble recoveries and an interception in that span.

TRANSACTION SUMMARY:

- 9/18/24:** Signed to Dallas' active roster.
- 8/14/24:** Signed with the LA Rams, released (8/25) and signed to Washington's practice squad (8/28).
- 4/4/23:** Signed a one-year contract with Arizona.
- 10/22/22:** Signed to Dallas' active roster.
- 3/24/22:** Signed a one-year extension with Dallas, released (8/30) and signed to Dallas' practice squad (8/31).
- 3/22/21:** Signed with Dallas as an unrestricted free agent through 2021.
- 4/29/17:** Drafted in the fourth round (142nd overall) by Houston.

2024 (LA Rams/Washington):

- Went to camp with the LA Rams, was released at the end and signed with Washington's practice squad, where he was elevated for one game before signing with the Cowboys active roster.
- Elevated for the Commanders game against the N.Y. Giants (9/15), but did not record any stats.

2023 (Arizona):

- Made one start and played in two games for the Cardinals before going on Reserve/Injured with a biceps injury, tallying seven tackles, a tackle for loss, a sack and a pass deflection.
- Played in the season opener at Washington (9/10) and recorded five tackles, a sack and a tackle for loss.
- Started against the N.Y. Giants (9/17), making two tackles and registering a pass deflection before a biceps injury ended his season prematurely.

2022:

- Returned to Dallas and started four-of-12 games for the Cowboys, tallying 30 tackles, two tackles for loss, four pressures and a forced fumble.
- Began the season on the practice squad, seeing his first action as an elevation at the LA Rams (10/9) and adding a pressure.
- Signed to the active roster prior to the game against Detroit (10/23), registering three tackles.
- Had a season-best five takedowns in the game against Houston (12/11), then logged his first start of the season the following week at Jacksonville (12/18), tallying three tackles and a pressure.
- Started both postseason contests, tallying two tackles, a pressure and a pass breakup across both games.

2021:

- Started a career-high 14 games, seeing action in 15, and set a personal-best with 32 tackles and four tackles for loss while adding a sack, two hurries, one breakup and an interception he returned 29 yards for a touchdown.
- Started his Cowboys debut at Tampa Bay (9/9) and had a tackle.
- Missed games against Philadelphia (9/27) and Carolina (10/3) with a knee injury but returned against the N.Y. Giants (10/10) to the tune of three tackles and a hurry.
- Logged his 25th career start, playing in his 50th career game, logging three tackles with one for a loss at Kansas City (11/21).
- Selected as the defensive captain on Thanksgiving Day against Las Vegas (11/25), then had two tackles and intercepted his first career pass that he returned 29 yards for his first career touchdown at New Orleans (12/2).
- With two tackles against Washington (12/26), topped 100 for his career.
- Logged a pressure in his first career postseason start in the Wild Card game against San Francisco (1/16/22).

2020 (Houston):

- Played in all 16 games for the first time in his career - starting 11 - and finished with 27 tackles, 2.0 sacks, two tackles for losses, two hurries, three breakups and a fumble recovery.
- Posted a sack at Pittsburgh (9/27) and had a season-high four stops at Chicago (12/13).
- Added his second sack of the season with a season-high tying four tackles against Tennessee (1/3/21).

Carlos Watkins, cont.

2019 (Houston):

- Played in 10 games with one start and notched 23 tackles, one sack, two hurries, a breakup and a fumble recovery.
- Had two stops and a breakup in the opener at New Orleans (9/9), then recovered his first career fumble in the game against Carolina (9/29).
- Notched his sack at Jacksonville (11/3), then had a career-best six tackles in the finale against Tennessee (12/29) in which he started.
- Made his postseason debut in the Wild Card Game against Buffalo (1/4/20) but did not have any stats.

2018 (Houston):

- Played in just four games - inactive for 12 - and logged three tackles, one sack and a hurry.
- All of his stats came in the season finale against Jacksonville (12/30).

2017 (Houston):

- Played in 12 games with six starts as a rookie to finish with 21 tackles, three for losses, and a breakup.
- Made his NFL debut and logged his first career tackle against Tennessee (10/1).
- Earned his first career start and finished against Indianapolis (11/5) with three stops and his first tackle for a loss.

COLLEGE:

- In five seasons at Clemson (2012-16), tallied 191 tackles, 26 for losses, and 14.0 sacks in 53 games with 30 starts.
- As a senior in 2016, notched 82 tackles, 13.5 for loss, 10.5 sacks - tops by a school tackle - while starting all 15 games.
- Registered 69 tackles, eight for losses, and 3.5 sacks, starting 14-of-15 games played as a junior in 2015.
- In 2014 as a redshirt sophomore, had 13 tackles, two for losses, and four pressures in 11 games.
- Posted 11 tackles, 1.5 for loss, and a pressure in three games, missing the remainder of the season following a car accident as a sophomore in 2013 and received a redshirt.
- As a freshman in 2012, notched 16 tackles, one for a loss, and three pressures in nine games.

PERSONAL:

- Ranked as the seventh defensive lineman in the nation out of Chase High School in Forest City, N.C., logging 15.0 sacks, five forced fumbles and an interception as a senior.
- Averaged over 21 points and 10 rebounds-per-game for Chase's basketball team.
- Earned his degree in sociology at Clemson.

COMMUNITY:

- WrestleMania 38 School Pep Rally.
- Annual Team Holiday Hospital Visits.

WATKINS' NFL TOTALS

Year Team	GP-GS	DEFENSE									INTERCEPTIONS					FUMBLES REC				
		ST	AT	TT	Sks-Yds	Tkl/Ls	QB Prs	PBU	FF	No	Yds	Avg	Lg	TD	No	Yds	Avg	Lg	TD	
2017 Houston	12-6	9	12	-	21	0.0(0)	3(-9)	0	1	0	0	0	0.0	0	0	0	0	0	0	
2018 Houston	4-0	2	1	-	3	1.0(-2)	1(-2)	1	0	0	0	0	0.0	0	0	0	0	0	0	
2019 Houston	10-1	10	13	-	23	1.0(-3)	1(-3)	2	1	0	0	0	0.0	0	0	1	0	0.0	0	0
2020 Houston	16-11	17	10	-	27	2.0(-10)	4(-13)	2	3	0	0	0	0.0	0	0	1	0	0.0	0	0
2021 Dallas	15-14	18	14	-	32	1.0(-8)	4(-10)	2	1	0	1	29	29.0	29t	1	1	0	0.0	0	0
2022 Dallas	12-4	13	17	-	30	0.0(0)	2(-3)	4	0	1	0	0	0.0	0	0	0	0	0.0	0	0
2023 Arizona	2-1	4	3	-	7	1.0(-6)	1(-6)	1	1	0	0	0	0.0	0	0	0	0	0.0	0	0
Totals	71-37	73	70	-	143	6.0(-29)	16(-46)	12	7	1	1	29	29.0	29t	1	3	0	0.0	0	0
Playoffs																				
2018 Houston	0-0	0	0	-	0	0.0(0)	0(0)	0	0	0	0	0	0.0	0	0	0	0	0.0	0	0
2019 Houston	1-0	0	0	-	0	0.0(0)	0(0)	0	0	0	0	0	0.0	0	0	0	0	0.0	0	0
2021 Dallas	1-1	0	0	-	0	0.0(0)	0(0)	0	1	0	0	0	0.0	0	0	0	0	0.0	0	0
2022 Dallas	2-2	2	0	-	2	0.0(0)	0(0)	1	1	0	0	0	0.0	0	0	0	0	0.0	0	0
Totals	4-3	2	0	-	2	0.0(0)	0(0)	1	2	0	0	0	0.0	0	0	0	0	0.0	0	0

SETH WILLIAMS
13 • Wide Receiver

6-4 • 211 • 4/10/00
Auburn • FA-24
NFL: 2nd Year • Cowboys: 1st Year
Games/Starts: 2024-0/0; Career-2/1
Postseason: 2024-0/0; Career-0/0



PRO: The Dallas Cowboys signed Seth Williams to the practice squad during Week Six of the 2024 season. Williams was originally drafted in the sixth round (219th overall) by Denver in the 2021 NFL Draft. He saw his first NFL action at the tail end of his rookie season, appearing in the final two games for the Broncos and starting in the penultimate game. Williams comes to Dallas searching for any opportunity to contribute.

TRANSACTION SUMMARY:

- 10/9/24:** Signed to Dallas' practice squad as a free agent.
- 1/9/24:** Signed a Futures contract with Jacksonville and released (8/25).
- 1/23/23:** Signed a Futures contract with Jacksonville, released (8/29) and signed to the practice squad (8/30).
- 8/30/22:** Released by Denver and signed with Jacksonville's practice squad (9/2).
- 8/31/21:** Released by Denver and signed to the practice squad (9/1).
- 5/13/21:** Drafted in the sixth round (219th overall) by Denver.

2024 (Jacksonville/Dallas):

- Signed a Futures contract with Jacksonville and released at the end of training camp (8/25).
- Signed to Dallas' practice squad as a free agent.

2023 (Jacksonville):

- Signed a Futures contract with Jacksonville and later released (8/29) and signed to the Jaguars practice squad (8/30).

2022 (Denver/Jacksonville):

- Remained with Denver through the offseason and training camp before being released on the roster cut down date (8/30).
- Signed to Jacksonville's practice squad (9/2) where he remained for the season.

2021 (Denver):

- Played in two games, starting one as a rookie and contributed one catch for 34 yards
- Made his NFL debut and first NFL start at the LA Chargers (1/2/22) grabbing one reception for 34 yards.
- Saw action in the regular season finale against Kansas City (1/8/22), seeing limited snaps on offense and special teams.

COLLEGE:

- Played three seasons at Auburn, where he appeared in 36 games and tallied 132 receptions for 2,124 yards and 17 touchdowns.
- Holds top-five slots in receiving yardage and touchdown receptions through Tiger program history.
- Recorded 47 catches for 760 yards and four touchdowns through 11 games in his junior season at Auburn, on his way to a second-team All-SEC nod.
- In 2019 as a sophomore, saw action in 12 games and seven starts, including a 121-yard performance against Georgia. Totaled 59 recpetions for 830 yards and eight touchdowns through the season.
- Appeared in 13 games with nine starts as a true freshman in 2018, totaling 534 yards on 26 catches for five touchdowns on the way to SEC all-freshman honors.

PERSONAL:

- Attended Bryant High School in Tuscaloosa, Ala., where he contributed as a receiver and safety to an Alabama Class 6A state playoff berth.
- Rated a four-star prospect by ESPN and 247Sports, the No. 10 athlete nationally and the No. 5 player in Alabama.
- Earned all-state honors in basketball and state medals in the long jump and high jump.
- Studied liberal arts at Auburn.

WILLIAMS' NFL TOTALS

Year Team	GP-GS	No	Yds	RECEIVING			No	Yds	RUSHING		
				Avg	Long	TD			Avg	Long	TD
2021 Denver	2-1	1	34	34.0	34	0	0	0	0.0	0	0
2022 Denver	0-0			PRACTICE SQUAD					PRACTICE SQUAD		
2023 Jacksonville	0-0			PRACTICE SQUAD					PRACTICE SQUAD		
Totals	2-1	1	34	34.0	34	0	0	0	0.0	0	0



UPDATED PLAYER BIOS



2024 PLAYER BIO UPDATES

5 Bryan Anger, P

Games/Starts: 2024-15/0 Career-208/0

	Punting									
	No	Yds	Avg	TB	In20	Lg	Blk	Ret	RetYds	Net
Last Game.....	5	246	49.2	0	2	57	0	4	31	43.0
2024.....	54	2,609	48.3	3	21	62	0	28	303	41.6
Career.....	882	41,398	46.9	64	321	83	5	407	3,415	41.4

	Special Teams								
	Solo	Asst	-	Tot	FF	FR	BP	BFG	BXP
Last Game.....				1					
2024.....				1					
Career.....				15					

at Cleveland (9/8) Had six punts for a gross average of 49.0 and net average of 37.0.

vs. New Orleans (9/15) Played in his 195th career game where he punted once for 53 yards.

vs. Baltimore (9/22) Had four punts for 209 yards with a gross average of 52.3 yards and net average of 45.0 yards.

at N.Y. Giants (9/26) Punted three times for 165 yards with a gross average of 55.0 yards and net average of 41.0 yards

at Pittsburgh (10/6) Recorded one punt for 45 yards.

vs. Detroit (10/13) Notched two punts for 93 yards for a net average of 43.5 yards.

at San Francisco (10/27) Tallied four punts for 194 yards with a gross average of 48.5 yards and a net average for 43.0 yards in his 200th career game.

at Atlanta (11/3) Punted three times for 139 yards for a net average of 44.7 yards.

vs. Philadelphia (11/10) Recorded six punts for 304 yards, accumulating a net average of 43.5 yards and made one special teams tackle.

vs. Houston (11/18) Tallied two punts for 82 yards and a net average of 41.0 yards.

at Washington (11/24) Punted six times for 238 yards with a net average of 36.5 yards and three punts inside the 20-yard line.

vs. N.Y. Giants (11/28) Notched five punts for 236 yards with two touchbacks and two punts inside the 20-yard line.

vs. Cincinnati (12/9) Recorded four punts for 198 yards with a net average of 43.3 yards.

at Carolina (12/15) Tallied two punts for 113 yards, with one downed inside the 20, for a net average of 56.5 yards.

vs. Tampa Bay (12/22) Punted five times for 246 yards, with two inside the 20, for a net average of 43.0.

17 Brandon Aubrey, K

Games/Starts: 2024-15/0 Career-32/0

	Scoring				Kickoffs				Opp Ret	Avg. Ret
	PAT	FG	Lng	Pts	No	TB	TB%			
Last Game.....	2-2	4-4	58	14	6	4	66.7%	2	34.5	
2024.....	28-28	36-42	65	136	77	38	49.4%	37	27.0	
Career.....	77-80	72-80	65	293	186	137	73.7%	45	26.6	
Field Goals	10-19	20-29	30-39	40-49	50+	Total	Pct			
Last Game.....	0-0	0-0	0-0	1-1	3-3	4-4	100.0			
2024.....	0-0	3-3	6-8	13-15	14-16	36-42	85.7			
Totals.....	0-0	12-12	19-23	17-19	24-26	72-80	90.0			

at Cleveland (9/8) Opened the season as perfect, nailing four field goals (57, 40, 50, 46). Improved his career record to 12-of-12 for field goals from 50 yards-or-more. His 57-yard field goal was the longest made field goal in a Cowboys season opener.

vs. New Orleans (9/15) Made four field goals (52, 38, 48, 40). His eight field goals in 2024 are tied for the most through two games in franchise history (Richie Cunningham, 1997).

vs. Baltimore (9/22) Connected on two field goals (65, 51). Made 10 field goals in 2024 – the third-most through three games in franchise history, trailing only Richie Cunningham (13, 1997) and Rafael Septien (11, 1981). His 65-yard field goal in the first quarter was the longest made field goal in franchise history and the second-longest make in NFL history behind Justin Tucker and the eighth kicker in NFL history with multiple made field goals of at least 60 yards. Made 15 straight field goals of 50-or-more yards, the most in NFL history to open a career.

at N.Y. Giants (9/26) Made two-of-three field goals, including a 60-yard field goal, his second consecutive game with a field goal of 60 or more yards. Became the second player in NFL history to make multiple field goals from 60-plus yards in the same season, joining former Cowboy Brett Maher (2019). Is the fourth kicker in NFL history with three made field goals of at least 60 yards in a career. His 60-yard field goal was the longest in Cowboys vs. Giants series history. The previous long was also at MetLife stadium in 2021 by Greg Zuerlein (57 yards).

at Pittsburgh (10/6) Went two-of-three on field goals, including a 55-yarder. Has made a field goal from 50-plus yards in seven consecutive games, an NFL record.

vs. Detroit (10/13) Responsible for all nine of the team's points, nailing three field goals from 34, 47 and 50 yards. Aubrey has made 17 field goals in 2024, tied with Dan Bailey (2011) for the second-most made field goals through six games in team history. Has made a field goal from 50-plus yards in eight consecutive games, an NFL record. The previous record was five, held by Dustin Hopkins (9/18/23-10/22/23) and Justin Tucker (12/27/15-9/25/16).

at San Francisco (10/27) Nailed one 29-yard field goal and three extra points.

at Atlanta (11/3) Connected on two field goals from 34 and 57 yards and one extra point. The 57-yard field goal was his 19th career field goal from 50-plus yards, tying Brett Maher for the second-most 50-yard field goal makes in franchise history. Only Dan Bailey (27) has more 50-plus yard makes. Has nine made field goals from 50-or-more yards in 2024, just two shy of the NFL record set by Daniel Carlson (11) in 2022.

vs. Philadelphia (11/10) Accumulated all six of the teams' points when he made two field goals from 46 and 23 yards.

vs. Houston (11/18) Made one-of-two field goals, including a 53-yard field goal in the second quarter. It was Aubrey's 20th career field goal of 50-or-more yards, making him the first kicker in NFL history to make 10 field goals from 50-plus yards in consecutive seasons. His 20 makes from 50-plus yards surpassed Brett Maher for the second-most 50-yard field goals in franchise history. Only Dan Bailey (27) has more field goals from 50-or-more yards.

at Washington (11/24) Finished two-of-four on field goals with makes of 46 and 48 yards while also adding four PATs.

vs. N.Y. Giants (11/28) Connected on two field goals from 23 and 33 yards out while also adding three PATs.

vs. Cincinnati (12/9) Made both field goals from 35 and 47 yards out while also connecting on two PATs in his 30th career game.

at Carolina (12/15) Made three-of-four field goals with makes from 52, 45 and 41 yards out. His miss was a 70-yard attempt that missed short and wide left. Has 11 field goals from 50-plus yards in 2024, a single-season franchise record and tied for the second-most in a season in NFL history.

vs. Tampa Bay (12/22) Named NFC Special Teams Player of the week after tying a season-high with four field goal makes from 58, 49, 58 and 53 yards. Made three 50-yard field goals in the game and 14 total from 50-plus yards in 2024. He passed Houston kicker Ka'imi Fairbairn for the most 50-yarders by a kicker this season and the most in a season in NFL history.

66 T.J. Bass, G

Games/Starts: 2024-14/3 Career-31/5

at Cleveland (9/8) Served as a reserve for the offensive line and predominately played special teams.

vs. New Orleans (9/15) Saw action in a reserve role on the offensive line and played special teams.

vs. Baltimore (9/22) Played in his 20th career game and saw action on special teams.

at N.Y. Giants (9/26) Saw action on special teams and served as a reserve at right guard for Zach Martin during a series.

at Pittsburgh (10/6) Stepped in at left guard when Tyler Guyton was injured in the second quarter and Tyler Smith was pushed out to tackle. Blocked for an offense that recorded a season-high 445 net yards while adding 25 first downs and 109 yards on the ground.

vs. Detroit (10/13) Made his first start of the season at left guard and helped the offense log 251 net yards, including 53 yards on the ground.

at San Francisco (10/27) Contributed on special teams.

at Atlanta (11/3) Saw limited action on special teams.

vs. Philadelphia (11/10) Played on offense and special teams in a limited capacity.

vs. Houston (11/18) Contributed as a reserve offensive lineman stepping in for Zach Martin when he got injured in the second half.

at Washington (11/24) Made his second start of the season at left guard in place of an injured Tyler Smith. Blocked for an offense that amassed 332 net yards with 91 yards on the ground and 19 first downs.

vs. N.Y. Giants (11/28) Saw action on special teams.

vs. Cincinnati (12/9) Stepped in at right guard when Brock Hoffman moved over to center because Cooper Beebe left the game with a concussion in the second quarter. Contributed to an offense that recorded 322 total yards with a season-high 156 yards on the ground.

at Carolina (12/15) Made his fifth career start at right guard in place of Brock Hoffman who slid over to center because Cooper Beebe was out with a concussion. Blocked for an offense that generated 410 net yards with a season-high 211 yards on the ground, three touchdowns and 24 first downs.

vs. Tampa Bay (12/22) Inactive/Injured - Thigh.

56 Cooper Beebe, C

Games/Starts: 2024-14/14 Career-14/14

at Cleveland (9/8) Made his NFL debut at center and blocked for an offense that tallied 265 net yards and 102 yards on the ground. Beebe, combined with Guyton, became the second rookie offensive lineman duo that the Cowboys have started in the season opener.

vs. New Orleans (9/15) Started at center and blocked for an offense that registered 353 net yards with 68 on the ground.

vs. Baltimore (9/22) Helped the offense log 412 net yards and 26 first downs. Allowed Prescott to pass for 379 yards and two touchdowns.

at N.Y. Giants (9/26) Assisted an offense that netted 293 yards and allowed Prescott to pass for 227 yards and two touchdowns.

at Pittsburgh (10/6) Blocked for an offense that recorded a season-high 445 net yards while adding 25 first downs and 109 yards on the ground.

vs. Detroit (10/13) Helped the offense log 251 net yards and 53 yards on the ground.

at San Francisco (10/27) Blocked for an offense that generated 292 net yards with 56 yards on the ground and three touchdowns.

at Atlanta (11/3) Assisted an offense that netted 378 total yards with a season-high 137 yards on the ground.

vs. Philadelphia (11/10) Blocked for an offense that recorded 146 net yards with 97 yards on the ground.

vs. Houston (11/18) Helped the offense log 388 net yards with 79 yards on the ground and 24 first downs in his 10th career game.

at Washington (11/24) Blocked for an offense that amassed 332 net yards with 91 yards on the ground and 19 first downs.

vs. N.Y. Giants (11/28) Assisted an offense that recorded 317 yards with 122 yards on the ground and allowed Cooper Rush to pass for 195 yards and one touchdown without being sacked.

vs. Cincinnati (12/9) Contributed to an offense that recorded 322 total yards with a season-high 156 yards on the ground before leaving the game at the end of the second quarter with a concussion.

at Carolina (12/15) Inactive/Injured - Concussion.

vs. Tampa Bay (12/22) Helped the offense log 317 net yards and allowed Cooper Rush to pass for 292 yards with one touchdown and no interceptions.

14 Markquese Bell, S

Games/Starts: 2024-9/0-1R Career-31/8

Last Game	Tackles			Sks/ Yds	Tkl/ Loss	QB Prs	PBU	FF-FR
	Solo	Asst	Tot					
2024	3	1	4	RESERVE/INJURED - Shoulder				
Career	66	42	108		3(-9)	1	4	2-0

Last Game	Special Teams			FF	FR	BP	BFG	BXP
	Solo	Asst	Tot					
2024	2	0	2					
Career	2	0	2					

• Suffered a shoulder injury against Houston and placed on Reserve/Injured on Nov. 23.

at Cleveland (9/8) Saw action primarily on special teams, making two special teams tackles, but also served in reserve role at safety.

vs. New Orleans (9/15) Predominately played on special teams but saw limited action as a reserve safety.

vs. Baltimore (9/22) Played in his 25th career game on special teams and one snap at safety before being ruled out with an ankle injury early in the second half.

at N.Y. Giants (9/26) Inactive/Injured with an ankle injury.

at Pittsburgh (10/6) Contributed on special teams.

vs. Detroit (10/13) Recorded his first defensive stats of the season, making two tackles while also contributing on special teams.

at San Francisco (10/27) Played primarily on special teams and saw limited snaps on defense where he made a tackle.

at Atlanta (11/3) Contributed on special teams and saw limited action on defense as a reserve.

vs. Philadelphia (11/10) Saw action on special teams while also registering a few snaps on defense where he made one tackle in his 30th career game.

vs. Houston (11/18) Contributed as a defensive reserve and played on special teams.

26 DaRon Bland, CB

Games/Starts: 2024-5/5 Career-39/28

Last Game	Tackles			Sks/ Yds	Tkl/ Loss	QB Prs	PBU	FF-FR
	Solo	Asst	Tot					
2024	18	13	31				2	1-1
Career	111	48	159		4(-7)	4	24	1-1

Last Game	Interceptions					Fumble Recoveries				
	No.	Yds.	Avg.	Lg	TD	No.	Yds.	Avg.	Lg	TD
2024	1	0	0.0	0	0	1	0	0.0	0	0
Career	14	228	16.3	63t	5	1	0	0.0	0	0

Last Game	Special Teams			FF	FR	BP	BFG	BXP
	Solo	Asst	Tot					
Career	2	0	2					

• Suffered a stress fracture in his left foot at the conclusion of training camp. Underwent surgery later in the summer and placed on Reserve/Injured (Designated to Return).

• Returned to practice on Oct. 9 and added to the active roster on Oct. 30.

at Atlanta (11/3), vs. Philadelphia (11/10) and vs. Houston (11/18) Inactive/Injured - Foot.

at Washington (11/24) Made his season debut and started his first game back from injury where he recorded seven tackles.

vs. N.Y. Giants (11/28) Tied for the team lead in tackles with 10 while also adding one pass breakup.

vs. Cincinnati (12/9) Recorded six tackles and one pass breakup.

at Carolina (12/15) Played 100% of defensive snaps at corner but did not record any statistics.

vs. Tampa Bay (12/22) Started his fifth game of the season, playing 100% of defensive snaps, where he recorded eight tackles, one pass breakup, a forced fumble and a fumble recovery. Forced and recovered a fumble on the last defensive possession to help season the Cowboys win. It was his first career forced fumble and fumble recovery.

25 Andrew Booth, CB

Games/Starts: 2024-5/1 Career-28/3

Last Game	Tackles			Sks/ Yds	Tk/ Loss	QB Prs	PBU	FF-FR
	Solo	Asst	Tot					
2024	7	2	9					
Career	25	3	28	0.0(0)	0(0)	0	1	0-0

Last Game	Special Teams			FF	FR	BP	BFG	BXP
	Solo	Asst	Tot					
Career	1	0	1					

- Released from the active roster on Nov. 5 and added to the practice squad on Nov. 7.

- Signed to the active roster on Dec. 21.

at Cleveland (9/8), vs. New Orleans (9/15) and vs. Baltimore (9/22) Inactive.

at N.Y. Giants (9/26) Made his third career start and Cowboys debut where he notched four tackles.

at Pittsburgh (10/6) Saw action on special teams.

vs. Detroit (10/13) Recorded two tackles in his third game as a Cowboy while also contributing on special teams.

at San Francisco (10/27) and at Atlanta (11/3) Inactive.

vs. N.Y. Giants (11/28) and vs. Cincinnati (12/9) Elevated from the practice squad the day before the game but was a healthy inactive.

at Carolina (12/15) Elevated from the practice squad where he contributed as a reserve corner, notching three tackles while also seeing action on special teams.

vs. Tampa Bay (12/22) Contributed on special teams.

83 Jalen Brooks, WR

Games/Starts: 2024-11/1 Career-18/1

Last Game	Receiving				
	Rec.	Yds.	Avg.	Lg	TD
2024	11	165	15.0	41	1
Career	17	229	13.5	41	1

Last Game	Special Teams			FF	FR	BP	BFG	BXP
	Solo	Asst	Tot					
2024	3	1	4					
Career	3	1	4					

at Cleveland (9/8) Saw action primarily on special teams but served as a reserve wide receiver. Caught one pass for 18 yards in the second quarter and made two special teams tackles.

vs. New Orleans (9/15) Served as a reserve wide receiver where he tallied one catch for 10 yards and played special teams.

vs. Baltimore (9/22) Caught one pass for 24 yards and made one special teams tackle in his 10th career game.

at N.Y. Giants (9/26) Played as a reserve wide receiver and saw action on special teams.

at Pittsburgh (10/6) Reeled in one pass for 10 yards as a reserve.

vs. Detroit (10/13) Caught one pass for 15 yards and a first down.

at San Francisco (10/27) Saw action as a reserve wide receiver but did not record any statistics while also contributing on special teams.

at Atlanta (11/3) Started his first NFL game where he caught two passes for 26 yards and played on special teams in his 15th career game.

vs. Philadelphia (11/10) Recorded one catch for four yards as a reserve receiver while also contributing on special teams.

vs. Houston (11/18) Inactive.

at Washington (11/24) Hauled in a 41-yard pass to set up a Brandon Aubrey field goal at the end of the first half. The 41-yard catch was a career long. Also contributed on special teams.

vs. N.Y. Giants (11/28) Played as a reserve receiver where he caught one pass for zero yards and also contributed on special teams.

vs. Cincinnati (12/9) Inactive.

at Carolina (12/15) Caught his first career touchdown pass, a 17-yard score from Cooper Rush in the third quarter, and also contributed on special teams where he made one tackle.

vs. Tampa Bay (12/22) Inactive/Injured - Knee.

31 Josh Butler, CB

Games/Starts: 2024-5/3-IR Career-5/3

Last Game	Tackles			Sks/ Yds	Tk/ Loss	QB Prs	PBU	FF-FR
	Solo	Asst	Tot					
2024	16	4	20	1.0(0)			5	

RESERVE/INJURED - Knee

- Signed to the active roster on Nov. 18.

- Placed on Reserve/Injured with a knee injury on Dec. 12/9.

at Atlanta (11/3) Elevated from the practice squad where he made his NFL debut and contributed on special teams.

vs. Philadelphia (11/10) Elevated from the practice squad for the second straight week where he contributed as a reserve on defense, making his first career tackle, and saw action on special teams.

vs. Houston (11/18) Made his first NFL start where he recorded a career-high five tackles and his first pass breakup.

at Washington (11/24) Made his second consecutive start where he registered a career-high 11 tackles, his first career sack, and a career-high three pass breakups. Tied the most pass breakups in a game by an undrafted Cowboys player since 1994. His three pass breakups were the most in a game by any Cowboy in 2024.

vs. N.Y. Giants (11/28) Started his third consecutive game where he recorded three tackles and a pass breakup before leaving the game at the end of the second quarter with a knee injury.

21 Caelen Carson, CB

Games/Starts: 2024-6/5-IR Career-6/5

Last Game	Tackles			Sks/ Yds	Tk/ Loss	QB Prs	PBU	FF-FR
	Solo	Asst	Tot					
2024	24	3	27				4	

RESERVE/INJURED - Shoulder

- Placed on Reserve/Injured with a shoulder injury on Nov. 27.

at Cleveland (9/8) Made his NFL debut and first career start at corner, tallying four tackles and two passes defended.

vs. New Orleans (9/15) Started his second career game at corner where he posted four tackles.

vs. Baltimore (9/22) Notched a career-high seven tackles.

at N.Y. Giants (9/26), at Pittsburgh (10/6), vs. Detroit (10/13) and at San Francisco (10/27) Inactive/Injured - Shoulder.

at Atlanta (11/3) Started his first game back from injury where he tied a career-high with seven tackles.

vs. Philadelphia (11/10) Made his fifth start of the season where he logged five tackles and tallied two pass breakups.

vs. Houston (11/18) Saw action on special teams.

at Washington (11/24) Inactive.

18 Damone Clark, LB

Games/Starts: 2024-13/2 Career-40/24

Last Game	Tackles			Sks/ Yds	Tk/ Loss	QB Prs	PBU	FF-FR
	Solo	Asst	Tot					
2024	13	12	25	0.5(-4)	1(-3)		1	
Career	116	74	190	0.5(-4)	6(-19)	9	3	2-1

Last Game	Special Teams			FF	FR	BP	BFG	BXP
	Solo	Asst	Tot					
2024	3	1	4					
Career	7	2	9					

at Cleveland (9/8) Saw action primarily as a reserve linebacker, where he made four tackles and also contributed on special teams.

vs. New Orleans (9/15) Made his first start of the season at linebacker where he notched seven tackles.

vs. Baltimore (9/22) Tallied four tackles while also seeing action on special teams.

at N.Y. Giants (9/26) Played in his 30th career game where he saw action on special teams and on defense.

at Pittsburgh (10/6) Contributed on special teams where he notched one tackle.

vs. Detroit (10/13) Made his second start of the season, leading the team with nine tackles and also picked up a half sack, one tackle for loss and a pass breakup.

Damone Clark, cont.

- at San Francisco (10/27) Saw action on special teams.
- at Atlanta (11/3) Contributed on special teams where he made a tackle in his 35th career game.
- vs. Philadelphia (11/10) Relieved DeMarvion Overshown at linebacker in the middle of the third quarter when he left the game with a knee injury and also contributed on special teams, making one tackle.
- vs. Houston (11/18) Inactive.
- at Washington (11/24) Contributed on special teams, where he made one tackle.
- vs. N.Y. Giants (11/28) Saw action on special teams.
- vs. Cincinnati (12/9) Inactive.
- at Carolina (12/15) Contributed on special teams.
- vs. Tampa Bay (12/22) Saw action on special teams and one snap of defense where he assisted on a tackle.

20 Dalvin Cook, RB

Games/Starts: 2024-2/0 Career-90/73

Last Game	Rushing					Receiving				
	Att.	Yds.	Avg.	Lg	TD	Rec.	Yds.	Avg.	Lg	TD
2024	8	20	2.5	4	0	1	10	10.0	10	0
Career	1,357	6,227	4.6	81t	47	237	1,882	7.9	64t	5

- at San Francisco (10/27) Elevated from the practice squad where he made his Cowboys debut, tallying six carries for 12 yards and added one reception for 10 yards.
- at Atlanta (11/3) Elevated from the practice squad for the second straight week where he recorded two carries for eight yards.

3 Brandin Cooks, WR

Games/Starts: 2024-8/7 Career-156/142

Last Game	Receiving					Rushing				
	Rec.	Yds.	Avg.	Lg	TD	Att.	Yds.	Avg.	Lg	TD
2024	19	192	10.1	29	3	2	2	1.0	5	0
Career	703	9,465	13.5	98t	60	57	346	6.1	28	2

Career	Punt Returns					Kickoff Returns					
	No.	Yds.	Avg.	FC	Lg	TD	No.	Yds.	Avg.	Lg	TD
	13	49	3.8	15	15	0	1	12	12.0	12	0

- Placed on Reserve/Injured with a knee condition on Oct. 5.
- Designated for return on Nov. 20.
- at Cleveland (9/8) Started at wide receiver where he caught four passes for 40 yards and a touchdown. Has caught a touchdown in four consecutive games dating back to Week 16 of last season at Miami (12/24/23), the longest touchdown streak of his career.
- vs. New Orleans (9/15) Played his 150th career game at wide receiver where he registered two catches for 19 yards.
- vs. Baltimore (9/22) Reeled in two passes for 16 yards.
- at N.Y. Giants (9/26) Tallied one reception for 16 yards.
- vs. N.Y. Giants (11/28) Caught three passes for 16 yards and a touchdown - his second in 2024 - during his first game since the Week Four matchup at the N.Y. Giants (9/26).
- vs. Cincinnati (12/9) Caught one pass for three yards and a touchdown.
- at Carolina (12/15) Tallied three receptions for 34 yards and reached 700 career receptions. He is the 10th active player with at least 700 receptions.
- vs. Tampa Bay (12/22) Recorded three receptions for 48 yards.

16 Jalen Cropper, WR

Games/Starts: 2024-1/0 Career-1/0

Last Game	Receiving				
	Rec.	Yds.	Avg.	Lg	TD
2024	PRACTICE SQUAD				

- vs. Philadelphia (11/10) Elevated from the practice squad, making his NFL debut where he contributed as a reserve wide receiver and on special teams.

7 Trevon Diggs, CB

Games/Starts: 2024-11/11-IR Career-58/57

Last Game	Tackles			Sks/ Yds	Tkl/ Loss	QB Prs	PBU	FF-FR
	Solo	Asst	Tot					
2024	36	8	44			1	11	
Career	182	34	216	1.0(0)	1(-1)	1	61	2-1

Last Game	Interceptions					Fumble Recoveries				
	No.	Yds.	Avg.	Lg	TD	No.	Yds.	Avg.	Lg	TD
2024	2	1	0.5	1	0					
Career	20	204	10.2	59t	2	1	17	17.0	17	0

- Placed on Reserve/Injured with a knee injury on Dec. 21.
- at Cleveland (9/8) Started at cornerback in his first game back from injury where he posted five tackles, one interception and two passes defended. Tallied his 19th career interception which is the second-most by a Cowboys player through the first 48 games of his career, trailing only Everson Walls (25). Diggs currently leads the NFL with 16 interceptions since 2021, despite not playing the final 14 games of the 2023 season due to injury.
- vs. New Orleans (9/15) Made his second start of the season at corner where tallied five tackles.
- vs. Baltimore (9/22) Played in his 50th career game at corner where he registered six tackles.
- at N.Y. Giants (9/26) Made his 50th NFL start where he tallied three tackles and a pass breakup.
- at Pittsburgh (10/6) Tallied two tackles.
- vs Detroit (10/13) Registered three tackles.
- at San Francisco (10/27) Notched five tackles, his first career quarterback pressure and one pass breakup.
- at Atlanta (11/3) Made three tackles and tallied two pass breakups.
- vs. Philadelphia (11/10) His end zone interception was his first interception since week one at Cleveland (9/8). It marked his 20th career interception, and he has an NFL-leading 17 interceptions since the start of the 2021 season. The interception was the first red zone take-away for Dallas since Jourdan Lewis forced and recovered a fumble at Dan Francisco (10/8) in 2023. This was the third in his career that he picked off Jalen Hurts, tied for the most interceptions against a single quarterback in his career - Carson Wentz.
- vs. Houston (11/18) Tallied six tackles and one pass breakup.
- at Washington (11/24) and vs. N.Y. Giants (11/28) Inactive/Injured - Groin/Knee.
- vs. Cincinnati (12/9) Made six tackles and added three pass breakups.
- at Carolina (12/15) Inactive/Injured - Knee.

23 Rico Dowdle, RB

Games/Starts: 2024-14/13 Career-50/13

Last Game	Rushing					Receiving				
	Att.	Yds.	Avg.	Lg	TD	Rec.	Yds.	Avg.	Lg	TD
2024	190	903	4.8	27	1	33	233	6.5	22t	3
Career	286	1,288	4.5	27	3	53	377	7.1	32	5

Career	Kickoff Returns				
	No.	Yds.	Avg.	Lg	TD
	10	238	23.8	64	0

Career	Special Teams							
	Solo	Asst	Tot	FF	FR	BP	BFG	BXP
	4	1	5					

- at Cleveland (9/8) In a reserve role, registered eight carries for 26 yards and caught one pass for six yards.
- vs. New Orleans (9/15) Started his first career game at running back where he led the team in rushing yards with seven carries for 30 yards while also tallying four catches for 29 yards.
- vs. Baltimore (9/22) Started his second game at running back where he led the team with eight carries for 32 yards while also notching three catches for 24 yards.
- at N.Y. Giants (9/26) Made his third consecutive start at running back in his 40th career game where he led the team with 11 carries for 46 yards and also picked up one reception for 15 yards and a touchdown.

Rico Dowdle, cont.

at Pittsburgh (10/6) Tallied career-highs in carries (20) and rushing yards (87) while also adding two receptions for 27 yards, including a 22-yard touchdown that gave the Cowboys the lead in the fourth quarter. Registered a then career-best 114 scrimmage yards (87 rushing, 27 receiving), his second career game with 100 scrimmage yards. Has recorded a receiving touchdown in back-to-back games. The last Cowboys running back with a touchdown catch in consecutive contests within the same season was Robert Thomas in 2000 (at NYG, 10/15 - Ari, 10/22).

vs. Detroit (10/13) Carried the ball five times for 25 yards while also adding five receptions for 30 yards.

at San Francisco (10/27) Inactive due to illness.

at Atlanta (11/3) Led the Cowboys with 12 carries for 75 yards, averaging a season-high 6.3 yards-per-attempt - second-best in his career (6.6 vs. NYG (11/12/23)). Recorded his third touchdown reception in 2024, becoming the fourth running back in franchise history - first since Emmitt Smith in 1996 - with three touchdown catches in the first eight games of a season. Finished the game with a career-high 32 receiving yards and tied a career-best with five receptions.

vs. Philadelphia (11/10) Recorded 12 carries for 53 yards as the Cowboys leading rusher while also adding three receptions for three yards.

vs. Houston (11/18) Tallied 10 carries for 28 yards and added two receptions for six yards.

at Washington (11/24) Led all Cowboys rushers with 19 attempts for 86 yards while adding three receptions for 12 yards.

vs. N.Y. Giants (11/28) Led all Cowboys running backs with 22 carries for 112 yards and one touchdown. Eclipsed 100 rushing yards for the first time in his career. He is the first Cowboys running back with a 100-yard rushing game since Tony Pollard at Arizona (9/24/23). Achieved a career-high 123 scrimmage yards (112 rushing, 11 receiving), his fourth game with 100-plus scrimmage yards in 2024. Averaged 5.1 yards-per-carry, his second-highest rushing average of the season behind a 6.3 rushing average at Atlanta (11/3).

vs. Cincinnati (12/9) Registered 18 carries for a career-high 131 yards. His 7.2 yards-per-carry were also a career-high and the highest rushing average by a Cowboy with at least 15 carries since Ezekiel Elliott in 2018 (7.9; at Philadelphia, 11/11). Tallied back-to-back 100-yard rushing games. The last Cowboys running back with 100 yards in consecutive games was Tony Pollard in 2022 (against Chicago, 10/30 and at Green Bay, 11/13). Achieved a career-high 141 scrimmage yards (131 rushing, 10 receiving), his fourth game with 100-plus scrimmage yards in 2024.

at Carolina (12/15) Notched 25 carries for a career-high 149 yards, the most rushing yards by a Cowboy since Ezekiel Elliott had 151 rushing yards in 2018 at Philadelphia (11/11). Dowdle has rushed over 100 yards in three consecutive games. The last Cowboys with 100 rushing yards in three straight games was Ezekiel Elliott in 2019 (at NYG, 10/13 - at NYJ, 11/4). He is the first undrafted player with three straight games of 100-plus rushing yards since Arian Foster in 2014. Dowdle reached 1,000 scrimmage yards in 2024. It is his first career season with 1,000 scrimmage yards.

vs. Tampa Bay (12/22) Led all Cowboys running backs with 13 carries for 23 yards while also adding three catches for 28 yards.

71 Chuma Edoga, OL

Games/Starts: 2024-4/3 Career-46/22

- Placed on Reserve/Injured with a toe injury on Aug. 29.
- Returned to practice on Nov. 23.

at Washington (11/24) Did not play.

vs. N.Y. Giants (11/28) Stepped in at left tackle for the remainder of the game when Tyler Guyton got injured at the end of the first quarter. Assisted an offense that recorded 317 yards with 122 yards on the ground and allowed Cooper Rush to pass for 195 yards and one touchdown without being sacked.

vs. Cincinnati (12/9) Made his first start of the season at left tackle where he contributed to an offense that recorded 322 total yards with a season-high 156 yards on the ground.

at Carolina (12/15) Started the game at left tackle before leaving the game in the middle of the second quarter with an ankle injury, then returned to the game at right guard in place of T.J. Bass, who left the game in the fourth quarter with a thigh injury. Blocked for an offense that generated 410 net yards with a season-high 211 yards on the ground, three touchdowns and 24 first downs.

vs. Tampa Bay (12/22) Started at left tackle where he helped the offense log 317 net yards and allowed Cooper Rush to pass for 292 yards with one touchdown and no interceptions.

15 Ezekiel Elliott, RB

Games/Starts: 2024-14/2 Career-134/109

Last Game	Rushing					Receiving				
	Att.	Yds.	Avg.	Lg	TD	Rec.	Yds.	Avg.	Lg	TD
2024	71	224	3.2	11	3	12	69	5.8	15	0
Career	2,136	9,128	4.3	60t	74	368	2,718	7.4	83t	14

at Cleveland (9/8) Started his first game back in a Cowboys uniform where he recorded 10 carries for 40 yards and a touchdown while also catching two passes for nine yards. Elliott's three-yard touchdown rush was his first as a Cowboy since 2022 at Tennessee (12/29). Tallied his 69th career touchdown as a Cowboy, third in franchise history behind Tony Dorsett (72) and Emmitt Smith (153).

vs. New Orleans (9/15) Carried the ball six times for 16 yards while also picking up two receptions for 16 yards.

vs. Baltimore (9/22) Recorded three carries for six yards and one reception for six yards.

at N.Y. Giants (9/26) Played as a reserve running back where he notched five carries for 19 yards and one catch for five yards.

at Pittsburgh (10/6) Served as a reserve and tallied six carries for 17 yards. With 17 rushing yards, he surpassed 9,000 career rushing yards in his 125th career game.

vs. Detroit (10/13) Registered eight carries for 17 yards.

at San Francisco (10/27) Made his second start of the season where he led the team in rushing, notching 10 carries for 34 yards and one touchdown. With his rushing touchdown, he tallied his 70th rushing touchdown as a Cowboy, third in franchise history behind Tony Dorsett (72) and Emmitt Smith (153). Also added one reception for four yards.

at Atlanta (11/3) Inactive.

vs. Philadelphia (11/10) Recorded six carries for 22 yards.

vs. Houston (11/18) Tallied one carry for eight yards and three receptions for 16 yards.

at Washington (11/24) Notched three carries for six yards.

vs. N.Y. Giants (11/28) Recorded one carry for four yards.

vs. Cincinnati (12/9) Registered two carries for four yards and added one reception for two yards.

at Carolina (12/15) Tallied nine carries for 30 yards and added one reception for 11 yards.

vs. Tampa Bay (12/22) Logged one carry for a one-yard touchdown in the second quarter which was his third rushing score of the season and 71st of his career as a Cowboy. Only Tony Dorsett (72) and Emmitt Smith (153) have had more in Cowboys history.

85 Princeton Fant, TE

Games/Starts: 2024-6/0 Career-8/0

Last Game	Receiving				
	Rec.	Yds.	Avg.	Lg	TD
2024	0	0	0.0	0	0
Career	0	0	0.0	0	0

- Signed to the active roster on Nov. 27.

vs. New Orleans (9/15) Elevated from the practice squad and saw action on special teams.

vs. Houston (11/18) Elevated from the practice squad for the second time where he saw action on special teams and played as a reserve.

at Washington (11/24) Elevated from the practice squad for the third time this season where he saw action on special teams in his fifth career game.

vs. N.Y. Giants (11/28) Saw action on special teams while also playing a few snaps as a reserve tight end.

vs. Cincinnati (12/9) Contributed on special teams.

at Carolina (12/15) Saw action on special teams.

vs. Tampa Bay (12/22) Played on special teams and as a reserve.

87 Jake Ferguson, TE

Games/Starts: 2024-12/12 Career-45/36

Last Game	Receiving				
	Rec.	Yds.	Avg.	Lg	TD
2024	54	464	8.6	27	0
Career	144	1,399	9.7	40	7

Career	Special Teams					FR	BP	BFG	BXP
	Solo	Asst	-	Tot	FF				
1	0	-	1						

Jake Ferguson, cont.

at Cleveland (9/8) Started at tight end, catching three passes for 15 yards before leaving the game with a knee injury.
vs. New Orleans (9/15) Inactive/Injured-Knee.
vs. Baltimore (9/22) Led all Cowboys receivers with six receptions for a career-high 95 yards. Surpassed 1,000 career receiving yards and became the second-fastest tight end in Cowboys history (35 games) to reach the 1,000-yard mark, behind Jason Witten (26 games).
at N.Y. Giants (9/26) Reeled in seven receptions for 49 yards. Surpassed 100 career receptions and became the second tight end in Cowboys history to reach the 100-catch mark in his first 36 career games, joining Jason Witten.
at Pittsburgh (10/6) Tallied six receptions for 70 yards.
vs. Detroit (10/13) Added three receptions for 11 yards.
at San Francisco (10/27) Made his 30th career start where he caught six passes for 23 yards.
at Atlanta (11/3) Led all Cowboys receivers with seven receptions for 71 yards in his 40th career game.
vs. Philadelphia (11/10) Recorded four receptions for 24 yards.
vs. Houston (11/18) Caught one pass for 11 yards before being ruled out in the first half with a concussion.
at Washington (11/24) and vs. N.Y. Giants (11/28) Inactive/Injured - Concussion.
vs. Cincinnati (12/9) Registered three catches for 32 yards in his first game back from injury.
at Carolina (12/15) Tallied two catches for 23 yards.
vs. Tampa Bay (12/22) Logged six receptions for 40 yards.

80 Ryan Flournoy, WR

Games/Starts: 2024-9/1 Career-9/1

	Receiving				
	Rec.	Yds.	Avg.	Lg	TD
Last Game	3	41	13.7	26	0
2024	7	85	12.1	26	0

	Special Teams							
	Solo	Asst	Tot	FF	FR	BP	BFG	BXP
Last Game	2	0	2					
2024	2	0	2					

at Cleveland (9/8), vs. New Orleans (9/15), vs. Baltimore (9/22) and at N.Y. Giants (9/26) Inactive.
at Pittsburgh (10/6) Made his Cowboys debut primarily playing special teams.
vs. Detroit (10/13) Recorded his first NFL stats, catching one pass for 12 yards.
at San Francisco (10/27) Primarily saw action on special teams where he made his first career special teams tackle and played limited snaps on offense.
at Atlanta (11/3) Served as a reserve receiver where he caught one pass for 13 yards and saw action on special teams.
vs. Philadelphia (11/10) Saw action on special teams, making one special teams tackle, and also served as a reserve wide receiver in his fifth NFL game.
vs. Houston (11/18) Started his first NFL game and recorded two catches for 19 yards.
at Washington (11/24) Contributed as a reserve wide receiver and saw action on special teams.
vs. N.Y. Giants (11/28) Inactive.
vs. Cincinnati (12/9) Saw action on special teams while also contributing as a reserve on offense for one snap.
at Carolina (12/15) Inactive.
vs. Tampa Bay (12/22) Recorded a career-high three receptions for a career-high 41 yards while also contributing on special teams.

99 Chauncey Golston, DE

Games/Starts: 2024-15/11 Career-62/14

	Tackles			Sks/ Yds	Tkl/ Loss	QB Prs	PBU	FF-FR
	Solo	Asst	Tot					
Last Game	2	3	5	1.0(-5)			1	
2024	21	28	49	4.0(-16)	1(-4)	30	4	0-1
Career	64	64	128	7.5(-37)	4(-11)	57	6	1-2

	Interceptions					Fumble Recoveries				
	No.	Yds.	Avg.	Lg	TD	No.	Yds.	Avg.	Lg	TD
Last Game										
2024	1	18	18.0	18	0					
Career	1	18	18.0	18	0	1	6	6.0	6	0

	Special Teams							
	Solo	Asst	Tot	FF	FR	BP	BFG	BXP
Last Game								1
2024								1
Career	2	2	4					2

at Cleveland (9/8) Saw action in a reserve role on defense where he notched two tackles and three quarterback pressures while also contributing on special teams.
vs. New Orleans (9/15) Served as a reserve defensive end and registered three tackles and one sack. Tallied his second career blocked extra point in the third quarter and was also the last Cowboy to block an extra point in 2021 at Washington (12/12).
vs. Baltimore (9/22) Played his 50th career game in a reserve role on the defensive line where he notched one tackle and saw action on special teams.
at N.Y. Giants (9/26) Saw action on defense where he registered two tackles and one quarterback pressure. Part of a defensive line that halted the Giants running game to 1.08 yards-per-carry, the sixth lowest allowed rushing average in franchise history.
at Pittsburgh (10/6) Made his first start of the season where he notched five tackles, a half sack and three quarterback pressures.
vs. Detroit (10/13) Notched his second consecutive start and registered five tackles, a half sack, one tackle for loss and one quarterback pressure.
at San Francisco (10/27) Registered five tackles and three quarterback pressures in his third start of the season.
at Atlanta (11/3) Tallied five tackles and added one pressure.
vs. Philadelphia (11/10) Notched four tackles and logged five quarterback pressures.
vs. Houston (11/18) Recorded three tackles and two pressures.
at Washington (11/24) Logged one tackle, three pressures, two pass breakups and made his first career interception. The last Cowboys defensive lineman with an interception was DeMarcus Lawrence's 40-yard pick-six in 2021 against Washington (12/26).
vs. N.Y. Giants (11/28) Tallied two tackles, four pressures and a pass breakup.
vs. Cincinnati (12/9) Registered two tackles and added two pressures in his 60th career game.
at Carolina (12/15) Notched four tackles, one sack, two quarterback pressures and recovered a fumble.
vs. Tampa Bay (12/22) Tallied five tackles, one pass breakup and a sack for a career-high 4.0 sacks in 2024. It was the first time in his career that he recorded a full sack in back-to-back games.

29 C.J. Goodwin, CB

Games/Starts: 2024-14/0 Career-116/1

	Special Teams							
	Solo	Asst	Tot	FF	FR	BP	BFG	BXP
Last Game	1	0	1					
2024	8	2	10	1				
Career	51	15	66	2				

	Tackles			Sks/ Yds	Tkl/ Loss	QB Prs	PBU	FF-FR
	Solo	Asst	Tot					
Career	13	4	15			2	2	

	Punt Returns					
	No.	Yds.	Avg.	FC	Lg	TD
Career	0	73	-	0	73	0

C.J. Goodwin, cont.

at Cleveland (9/8) Contributed in a reserve role on defense and primarily contributed on special teams.
vs. New Orleans (9/15) Played on special teams.
vs. Baltimore (9/22) Contributed on special teams in his 105th career game where he recovered an onside kick and made one tackle.
at N.Y. Giants (9/26) Saw action on special teams.
at Pittsburgh (10/6) Contributed on special teams.
vs. Detroit (10/13) Saw action on special teams and made one special teams tackle.
at San Francisco (10/27) Contributed on special teams, recording one tackle.
at Atlanta (11/3) Played on special teams where he made one tackle in his 110th career game.
vs. Philadelphia (11/10) Made two special teams tackles.
vs. Houston (11/18) Contributed on multiple phases of special teams.
at Washington (11/24) Was a key contributor on special teams.
vs. N.Y. Giants (11/28) Saw action on special teams, making one tackle and forcing a fumble.
vs. Cincinnati (12/9) Registered two special teams tackles in his 115th career game before exiting the game with a hamstring injury.
at Carolina (12/15) Contributed on special teams.
vs. Tampa Bay (12/22) Made one tackle on special teams.

60 Tyler Guyton, T

Games/Starts: 2024-12/10 Career-12/10

at Cleveland (9/8) Made his NFL debut at left tackle and blocked for an offense that tallied 265 net yards and 102 yards on the ground. Combined with Beebe to become the second rookie offensive lineman duo that the Cowboys have started in the season opener.
vs. New Orleans (9/15) Started at left tackle and blocked for an offense that registered 353 net yards with 68 on the ground.
vs. Baltimore (9/22) Helped the offense log 412 net yards and 26 first downs. Allowed Prescott to pass for 379 yards and two touchdowns.
at N.Y. Giants (9/26) Assisted an offense that netted 293 yards and allowed Prescott to pass for 227 yards and two touchdowns.
at Pittsburgh (10/6) Suffered a knee injury in the second quarter that kept him out for the remainder of the game but contributed to an offense that recorded a season-high 445 net yards while adding 25 first downs and 109 yards on the ground.
vs. Detroit (10/13) Did not play.
at San Francisco (10/27) Blocked for an offense that generated 292 net yards with 56 yards on the ground and three touchdowns.
at Atlanta (11/3) Assisted an offense that netted 378 total yards with a season high 137 yards on the ground.
vs. Philadelphia (11/10) Inactive/Injured - Shoulder.
vs. Houston (11/18) Helped the offense log 388 net yards with 79 yards on the ground and 24 first downs. Left in the fourth quarter due to a shoulder injury.
at Washington (11/24) Blocked for an offense that amassed 332 net yards with 91 yards on the ground and 19 first downs.
vs. N.Y. Giants (11/28) Started his 10th career NFL game at left tackle where he assisted an offense that recorded 317 yards with 122 yards on the ground and allowed Cooper Rush to pass for 195 yards and one touchdown without being sacked. Left the game at the end of the first quarter with an ankle injury.
vs. Cincinnati (12/9) Played four snaps of special teams on the field goal unit.
at Carolina (12/15) Subbed at left tackle for Chuma Edoga (ankle) in the second quarter. Blocked for an offense that generated 410 net yards with a season-high 211 yards on the ground, three touchdowns and 24 first downs.
vs. Tampa Bay (12/22) Contributed on special teams while also seeing time as a reserve on the offensive line, rotating with Chuma Edoga.

43 Kemon Hall, CB

Games/Starts: 2024-6/0 Career-24/0

Last Game	Tackles			Sks/ Yds	Tk/ Loss	QB Prs	PBU	FF-FR
	Solo	Asst	Tot					
2024	0	0	0	0.0(0)	0(0)	1	0	0-1
Career	1	0	1	0.0(0)	0(0)	1	0	0-1

Last Game	Special Teams			
	Solo	Asst	Tot	FF
2024	0	0	0	0
Career	1	0	1	0

• Signed to the active roster on Dec. 10.
vs. Houston (11/18) Elevated from the practice squad where he played on special teams, making one tackle.
at Washington (11/24) Elevated from the practice squad for the second straight week and contributed on special teams in his 20th career game.
vs. N.Y. Giants (11/28) Elevated from the practice squad for the third time this season where he saw action on special teams and made one tackle.
vs. Cincinnati (12/9) Contributed on special teams where he made two special teams tackle.
at Carolina (12/15) Saw action on special teams where he made two special teams tackles.
vs. Tampa Bay (12/22) Played on special teams where he made one tackle.

47 Darius Harris, LB

Games/Starts: 2024-2/0 Career-35/6

Last Game	Tackles			Sks/ Yds	Tk/ Loss	QB Prs	PBU	FF-FR
	Solo	Asst	Tot					
2024	21	0	21	1.5(-18)	2(-4)	2	2	0-2
Career	34	0	34	1.5(-18)	2(-4)	2	2	0-2

Last Game	Special Teams			
	Solo	Asst	Tot	FF
2024	1	0	1	0
Career	1	0	1	0

vs. Detroit (10/13) Elevated from the practice squad where made his Cowboys debut and contributed on special teams but didn't record any statistics.
vs. Tampa Bay (12/22) Elevated from the practice squad where he contributed on special teams.

67 Brock Hoffman, C

Games/Starts: 2024-14/4 Career-34/6

at Cleveland (9/8) Primarily contributed on special teams and saw limited action on offense late in the fourth quarter.
vs. New Orleans (9/15), vs. Baltimore (9/22) and at N.Y. Giants (9/26) Saw action on special teams.
at Pittsburgh (10/6) Contributed on special teams while also briefly stepping in at right guard when Zach Martin left the game for dehydration.
vs. Detroit (10/13) Relieved Cooper Beebe at center a few minutes into the fourth quarter when Cooper Rush entered the game.
at San Francisco (10/27) and at Atlanta (11/3) Saw action on special teams.
vs. Philadelphia (11/10) Contributed on special teams and saw action as a reserve offensive lineman.
vs. Houston (11/18) Played on special teams in his 30th career game while also stepping in at left guard when Tyler Smith left the game with an injury in the fourth quarter.
at Washington (11/24) Made his first start of the season at right guard in place of an injured Zack Martin. Blocked for an offense that amassed 332 net yards with 91 yards on the ground and 19 first downs.
vs. N.Y. Giants (11/28) Started his second consecutive game at right guard in place of an injured Zack Martin where he assisted an offense that recorded 317 yards with 122 yards on the ground and allowed Cooper Rush to pass for 195 yards and one touchdown without being sacked.
vs. Cincinnati (12/9) Started the game at right guard but slid over to center when Cooper Beebe exited the game at the end of the second quarter because of a concussion. Contributed to an offense that recorded 322 total yards with a season-high 156 yards on the ground.
at Carolina (12/15) Started at center in place of Cooper Beebe, who was out with a concussion. Blocked for an offense that generated 410 net yards with a season-high 211 yards on the ground, three touchdowns and 24 first downs. Contributed on the special teams field goal unit where he made one tackle.
vs. Tampa Bay (12/22) Started at right guard where he helped the offense log 317 net yards and allowed Cooper Rush to pass for 292 yards with one touchdown and no interceptions.

28 Malik Hooker, S

Games/Starts: 2024-15/15 Career-98/74

Last Game	Solo	Tackles			Sks/ Yds	Tk/ Loss	QB Prs	PBU	FF-FR
		Asst	-	Tot					
2024	38	28	-	66		1(-1)	1	4	
Career	231	126	-	357	0.0(0)	8(-92)	2	23	12-1

Last Game	No.	Interceptions				No.	Fumble Recoveries			
		Yds.	Avg.	Lg	TD		Yds.	Avg.	Lg	TD
2024	2	20	10.0	21	0					
Career	14	195	13.9	32	0	4	41	10.3	38t	1

Last Game	Solo	Special Teams		
		Asst	-	Tot
2024	1	0	-	1
Career	1	0	-	1

at Cleveland (9/8) Posted five tackles in his 60th career start at safety.
vs. New Orleans (9/15) Played his 85th career game at safety where made two tackles.
vs. Baltimore (9/22) Registered five tackles to exceed 300 career tackles.
at N.Y. Giants (9/26) Recorded five tackles and one pass breakup.
at Pittsburgh (10/6) Tallied six tackles, a season-high, while also adding one pass breakup.
vs. Detroit (10/13) Notched five tackles.
at San Francisco (10/27) Recorded six tackles in his 90th career game.
at Atlanta (11/3) Made three tackles.
vs. Philadelphia (11/10) Registered four tackles and his first quarterback pressure of the season.
vs. Houston (11/18) Intercepted his first pass of the season, 13th of his career, while also logging a season-high eight tackles, one tackle for loss and a pass breakup. His last interception was in 2023 against the N.Y. Jets (9/17).
at Washington (11/24) Tallied four tackles.
vs. N.Y. Giants (11/28) Recorded four tackles.
vs. Cincinnati (12/9) Logged seven tackles, one pass breakup and his second interception of the season.
at Carolina (12/15) Notched two tackles.
vs. Tampa Bay (12/22) Registered five tackles.

57 Buddy Johnson, LB

Games/Starts: 2024-11/0 Career-17/0

Last Game	Solo	Tackles			Sks/ Yds	Tk/ Loss	QB Prs	PBU	FF-FR
		Asst	-	Tot					
2024	2	0	-	2					
Career	2	0	-	2					

Last Game	Solo	Special Teams			FF	FR	BP	BFG	BXP
		Asst	-	Tot					
2024	3	5	-	8					
Career	6	6	-	12					

at Cleveland (9/8), vs. New Orleans (9/15) and vs. Baltimore (9/22) Inactive.
at N.Y. Giants (9/26) Made his season debut, playing special teams.
at Pittsburgh (10/6) Notched one tackle on special teams.
vs. Detroit (10/13) Primarily played on special teams.
at San Francisco (10/27) Saw action on special teams where he made one tackle.
at Atlanta (11/3) Contributed on special teams and tallied three tackles.
vs. Philadelphia (11/10) Played on all phases of special teams.
vs. Houston (11/18) Saw action on all four phases of special teams, assisting on one tackle.
at Washington (11/24) Contributed on special teams where he made one tackle.
vs. N.Y. Giants (11/28) Played on special teams in his 15th career game.
vs. Cincinnati (12/9) Contributed on special teams.
at Carolina (12/15) Saw action on special teams.
vs. Tampa Bay (12/22) Contributed on special teams, making one tackle.

93 Linval Joseph, DT

Games/Starts: 2024-15/0 Career-201/170

Last Game	Solo	Tackles			Sks/ Yds	Tk/ Loss	QB Prs	PBU	FF-FR
		Asst	-	Tot					
2024	6	12	-	18	2.0(-20)		2		1-0
Career	481	352	-	833	28.5(-204)	57(-)	183	6	9-5

Last Game	No.	Interceptions				No.	Fumble Recoveries			
		Yds.	Avg.	Lg	TD		Yds.	Avg.	Lg	TD
2024	2	15	7.5	8	0	1	0	0.0	0	0
Career	11	148	13.5	77t	2	7	27	3.9	24	0

at Cleveland (9/8) Saw action in a reserve role on defense tallying one tackle.
vs. New Orleans (9/15) Served in a reserve role for the defensive line where he made two tackles.
vs. Baltimore (9/22) Saw action in a reserve role as a defensive tackle where he tallied one tackle.
at N.Y. Giants (9/26) Contributed on the defensive line in his 190th career game. Part of a defensive line that halted the Giants running game to 1.08 yards-per-carry, the sixth-lowest allowed rushing average in franchise history.
at Pittsburgh (10/6) Tallied one tackle, a sack and a forced fumble, his first sack and forced fumble as a Cowboy. Marked his first sack since 2023 while playing for Buffalo at Philadelphia (11/26) and first forced fumble since 2019 while playing for Minnesota against Washington (10/24).
vs. Detroit (10/13) Made three tackles and one quarterback pressure.
at San Francisco (10/27) Recorded three tackles.
at Atlanta (11/3) Registered one tackle.
vs. Philadelphia (11/10) Played as a reserve and logged two tackles.
vs. Houston (11/18) and at Washington (11/24) Saw action as a reserve defensive lineman.
vs. N.Y. Giants (11/28) Notched one tackle and a pressure.
vs. Cincinnati (12/9) Saw action as a reserve on defense.
at Carolina (12/15) Played in his 200th career game and made one tackle to become the sixth active defensive lineman to play in 200 career games, joining Calais Campbell (257), Jerry Hughes (224), Cameron Jordan (222), Cameron Heyward (207) and Brandon Graham (206).
vs. Tampa Bay (12/22) Saw action as a reserve defensive tackle where he recorded two tackles and one sack.

50 Eric Kendricks, LB

Games/Starts: 2024-13/13 Career-145/140

Last Game	Solo	Tackles			Sks/ Yds	Tk/ Loss	QB Prs	PBU	FF-FR
		Asst	-	Tot					
2024	60	62	-	122	3.0(-10)	2(-5)	5	2	3-1
Career	718	440	-	1,158	21.5(-141)	49(-102)	41	9	8-7

Last Game	No.	Interceptions				No.	Fumble Recoveries			
		Yds.	Avg.	Lg	TD		Yds.	Avg.	Lg	TD
2024	2	15	7.5	8	0	1	0	0.0	0	0
Career	11	148	13.5	77t	2	7	27	3.9	24	0

at Cleveland (9/8) Made his debut in a Cowboys uniform where he started at linebacker. Recorded eight tackles, 2.0 sacks, an interception, one quarterback pressures and one pass defended. Became the third player in franchise history to tally an interception and 2.0 sacks in the same game (Jim Jeffcoat; against NYG, 12/15/1985 and Tommy Haynes; @NYJ, 10/4/87). Kendrick's 2.0 sacks tied for the second-most in his career.
vs. New Orleans (9/15) Started at linebacker where he led the team with eight tackles.
vs. Baltimore (9/22) Made his 130th career start where he led the team with 12 tackles.
at N.Y. Giants (9/26) Led the team with 14 tackles, a season high.
at Pittsburgh (10/6) Registered a team-leading 10 tackles while also tallying two pressures, one pass breakup and a forced fumble.
vs. Detroit (10/13) Inactive/Injured - Calf/Shoulder.
at San Francisco (10/27) Led the team with nine tackles.
at Atlanta (11/3) Led the defense with 10 tackles while also registering one quarterback pressure and a forced fumble.
vs. Philadelphia (11/10) Recorded eight tackles.

Eric Kendricks, cont.

- vs. Houston (11/18)** Led the team with nine tackles.
- at Washington (11/24)** Led the team with twelve tackles while also adding one quarterback pressure and a fumble recovery. Kendricks achieved 100 tackles on the season, marking his ninth consecutive season to top 100 tackles, the second longest active streak in the NFL behind only Bobby Wagner (12).
- vs. N.Y. Giants (11/28)** Tied the team lead with 10 tackles, also recorded a sack and a forced fumble. It was the first time in his career where he recorded a full sack and a forced fumble in the same game.
- vs. Cincinnati (12/9)** Led the team with 12 tackles and added a tackle for loss.
- at Carolina (12/15)** Led the team with seven tackles and added one interception and a pass breakup. His two interceptions in 2024 are the most in a season by a Cowboys linebacker since Leighton Vander Esch had two interceptions in 2018.
- vs. Tampa Bay (12/22)** Inactive/Injured - Calf.

94 Marshawn Kneeland, DE

Games/Starts: 2024-9/1 Career-9/1

	Tackles			Sks/ Yds	Tkl/ Loss	QB Prs	PBU	FF-FR
	Solo	Asst	Tot					
Last Game.....	0	2	2			4		
2024.....	7	9	16		1(-5)	11	1	0-1

	Special Teams			FF	FR	BP	BFG	BXP
	Solo	Asst	Tot					
Last Game.....								
2024.....	1	0	1					

- Placed on Reserve/Injured with a knee injury on Oct. 9.
- Returned to the active roster on No. 23.
- at Cleveland (9/8)** Made his NFL debut on defense while recording four tackles, four quarterback pressures and one pass defended.
- vs. New Orleans (9/15)** Played in a reserve role on the defensive line where he registered one tackle and saw some action on special teams.
- vs. Baltimore (9/22)** Registered two tackles on defense while also contributing on special teams.
- at N.Y. Giants (9/26)** Played as a reserve on the defensive line where he tallied two tackles, one tackle for loss and two quarterback pressures while also contributing on special teams, making a tackle. Part of a defensive line that halted the Giants running game to 1.08 yards-per-carry, the sixth lowest allowed rushing average in franchise history.
- at Pittsburgh (10/6)** Started his first NFL game where he recorded two tackles. Suffered a knee injury in the first quarter that kept him out for the remainder of the game.
- at Washington (11/24)** Saw action in his first game back from injury as a reserve defensive end.
- vs. N.Y. Giants (11/28)** Inactive/Injured - Knee.
- vs. Cincinnati (12/9)** Played as a reserve on the defensive line where he recorded three tackles and also contributed on special teams.
- at Carolina (12/15)** Saw action as a reserve defensive end where he tallied one pressure, a fumble recovery and contributed on special teams.
- vs. Tampa Bay (12/22)** Recorded two tackles and added four pressures as a reserve defensive end.

88 CeeDee Lamb, WR

Games/Starts: 2024-15/15 Career-81/76

	Receiving					Att.	Rushing			
	Rec.	Yds.	Avg.	Lg	TD		Yds.	Avg.	Lg	TD
Last Game.....	7	105	15.0	52	0					
2024.....	101	1,194	11.8	65t	6	14	70	5.0	18	0
Career.....	496	6,339	12.8	92t	38	57	388	6.8	33	3

	Punt Returns					Kickoff Returns					
	No.	Yds.	Avg.	FC	Lg	TD	No.	Yds.	Avg.	Lg	TD
Career.....	38	311	8.2	18	27	0	1	47	47.0	47t	1

- at Cleveland (9/8)** Started at wide receiver, catching five passes for 61 yards and picked up 25 more yards on the ground across three carries. His 25 rushing yards marked the third-most rushing yards in his career.

- vs. New Orleans (9/15)** Led all Cowboys receivers with four catches for 90 yards and a touchdown. With 90 receiving yards, Lamb (5,296) passed Frank Clarke (5,214) for seventh on the Cowboys all-time receiving yards list.
- vs. Baltimore (9/22)** Reeled in four passes for 67 yards. Extended his streak to 10-straight games, including post season, with at least four catches and 50 yards. That is the longest active streak among wide receivers in the NFL, and Michael Irvin is the only other Cowboys to produce a streak of more than nine games (11, 1991-92).
- at N.Y. Giants (9/26)** Led all Cowboys receivers with seven receptions for 98 yards and one touchdown while adding eight rushing yards on three carries. Recorded his 22nd career game with 100-plus scrimmage yards, fourth all-time among Cowboys receivers, trailing Michael Irvin (47), Tony Hill (26) and Bob Hayes (24). His 52-yard touchdown reception in the second quarter was the second-longest touchdown catch of his career. Since 2023, he has tallied three touchdown receptions from 50-plus yards, tied for the second-most over that span, trailing only Tyreek Hill (five).
- at Pittsburgh (10/6)** Notched five receptions for 62 yards. Tallied at least four receptions and 50 receiving yards in 12 straight games, the longest active stretch among NFL wide receivers and the longest streak in franchise history.
- vs. Detroit (10/13)** Led the Cowboys with seven receptions for 89 yards. Notched at least four receptions and 50 receiving yards in 13 straight games, the longest active stretch among NFL wide receivers and the longest streak in franchise history.
- at San Francisco (10/27)** Led the Cowboys with 13 receptions for 146 yards and two touchdowns. Has recorded 10-or-more receptions in 11 career games, tied with Jason Witten for the most in franchise history. Now has 440 career receptions, most in the NFL since he was drafted in 2020 and third-most in a player's first five seasons in NFL history. Achieved four career games with at least 10 receptions and two receiving touchdowns, most in Cowboys history. Recorded his first 100-yard receiving performance in 2024, and his 19 career games with 100 receiving yards are tied with Drew Pearson for fifth in Cowboys history. With a 29-yard reception, Lamb has recorded a reception of 25 plus yards in seven straight games, the only Cowboy in the last 30 years with a 25-yard catch in seven consecutive games. Registered 146 scrimmage yards, bringing his career total to 6,113 scrimmage yards. He is the 10th receiver in NFL history to reach the mark in his first 73 career games.
- at Atlanta (11/3)** Caught eight passes for 47 yards while also adding two rushes for 15 yards.
- vs. Philadelphia (11/10)** Recorded six catches for 21 yards while also adding one rush for three yards.
- vs. Houston (11/18)** Led all Cowboys receivers with eight receptions for 93 yards (11.6 avg) and added one rush for a team long 13 yards.
- at Washington (11/24)** Led Cowboys receivers with 10 receptions for 67 yards. Notched at least four receptions in 44 consecutive games, surpassing Michael Thomas for the longest such streak in NFL history. Has recorded 10-or-more receptions in 12 career games, surpassing Jason Witten for the most 10-catch games in franchise history. Tallied five receptions in the first quarter, a career-best for receptions in the opening quarter.
- vs. N.Y. Giants (11/28)** Tallied two receptions for 39 yards, reaching 6,000 career receiving yards. Lamb is the fastest player in Cowboys history to reach 6,000 career receiving yards (78 games played).
- vs. Cincinnati (12/9)** Led all Cowboys receivers with six receptions for 93 yards and a touchdown, his fifth in 2024. Eclipsed 1,000 scrimmage yards, becoming the fifth wide receiver in NFL history to open a career with at least 1,000 scrimmage yards in each of his first five seasons, joining Mike Evans, A.J. Green, Justin Jefferson and Randy Moss. With his six catches, passed Tony Hill (479) for sixth in reception in franchise history.
- at Carolina (12/15)** Registered nine receptions for 116 yards and one touchdown, surpassing 1,000 receiving yards in 2024. Lamb became the first player in Cowboys history to record 1,000 receiving yards in four of his first five seasons. With his receiving touchdown, he tied Terrell Owens (38) for the ninth-most touchdown receptions in franchise history. This marked Lamb's second 100-yard receiving performance in 2024, and his 20 career games with 100-plus receiving yards rank fifth in Cowboys history. With nine receptions, Lamb (489) passed Jarvis Landry (481) for the second-most receptions in a player's first five seasons in NFL history. Lamb now has 489 career receptions, tying Drew Pearson for fourth on the Cowboys all-time reception list. Notched eight receptions for 105 yards in the first half. His eight receptions tied the second-most in a half in his career, trailing his nine first half receptions in 2023 against the LA Rams (10/29).

CeeDee Lamb, cont.

vs. Tampa Bay (12/22) Tallied seven receptions for 105 yards, his third 100-yard receiving performance in 2024. He now has 21 career 100-yard games, tied with Jason Witten for fourth in Cowboy history. Lamb now has 6,727 career scrimmage yards and passed Jerry Rice (6,653) for the fourth-most scrimmage yards by an NFL wide receiver in the first five seasons of a career. Notched 105 scrimmage yards, marking his 26th career game with 100-plus scrimmage yards, tying Tony Hill for second-most among wide receivers in Cowboys history. Achieved 496 career receptions, passing Drew Pearson (489) for fourth on the Cowboy all-time receptions list. Recorded 100 receiving yards in the first half, his second consecutive game with at least 100 receiving yards in the first half (at Carolina 12/15/24). He is the first player in Cowboys history with at least 100 receiving yards in the first half in back-to-back games. His 100-yard half marked the fourth occurrence (second time for Lamb) that a Dallas Cowboy had 100 yards in either half of consecutive games. It was also Lamb's eighth half with 100-plus receiving yards, tied with Dez Bryant for the second-most in Cowboys history. Michael Irvin has the most with 10. With seven receptions, Lamb has 101 receptions in 2024, his third season with at least 100 catches. He is just the third player in NFL history with 100-plus receptions in three of his first five seasons, joining Michael Thomas and Brandon Marshall.

15 Trey Lance, QB

Games/Starts: 2024-2/0 Career-10/4

	Att	Com	Yds	Passing			Int	Lng	Sk/Yds	Rtng
				Pct	Yds/Att	TD				
Last Game				DID NOT PLAY						
2024	6	4	21	66.7	3.5	0	1	10	2/7	32.6
Career	108	60	818	55.6	7.6	5	4	76t	8/31	79.9

	Att	Rushing			TD	Rec.	Receiving		
		Yds.	Avg.	Lg			Yds.	Avg.	Lg
Last Game									
2024	3	14	3.5	11	0				
Career	58	249	4.3	15	1				

at Cleveland (9/8), vs. New Orleans (9/15), vs. Baltimore (9/22), at N.Y. Giants (9/26), at Pittsburgh (10/6), vs. Detroit (10/13), at San Francisco (10/27) and at Atlanta (11/3) Inactive/Third Quarterback.

vs. Philadelphia (11/10) Saw action in his first NFL regular season game since 2022. Completed four-of-six passes for 21 yards and one interception in the fourth quarter.

vs. Houston (11/18) Did not play.

at Washington (11/24) Appeared in a goal-line series where he tallied one attempt for negative three yards in his 10th career game.

vs. N.Y. Giants (11/28), vs. Cincinnati (12/9), at Carolina (12/15) and vs. Tampa Bay (12/22) Did not play.

90 DeMarcus Lawrence, DE

Games/Starts: 2024-4/4 Career-141/123

	Solo	Tackles		Sks/ Yds	Tkl/ Loss	QB Prs	PBU	FF-FFR
		Asst	Tot					
Last Game								
2024	4	9	13	3.0(-20)	1(-2)	8	0	1-0
Career	240	166	406	61.5(-483)	61(-147)	330	22	21-8

	No.	Interceptions				No.	Fumble Recoveries			
		Yds.	Avg.	Lg	TD		Yds.	Avg.	Lg	TD
Career	2	53	26.5	40t	1	8	24	3.0	19t	1

• Placed on Reserve/Injured with a foot injury on Oct. 1.

at Cleveland (9/8) Started his 120th game at defensive end where he registered three tackles, 2.0 sacks, one tackle for loss, five quarterback pressures and a forced fumble. With his sack in the third quarter, Lawrence (59.5) passed Tony Tolbert (59.0) for 11th all-time on the Cowboys sack list.

vs. New Orleans (9/15) Started at defensive end where he tallied three tackles and two quarterback pressures.

vs. Baltimore (9/22) Notched five tackles to exceed 400 career tackles in his 140th career game at defensive end.

at N.Y. Giants (9/26) Tallied two tackles, one sack and a quarterback pressure. Recorded his ninth career sack against Daniel Jones, his highest sack total against any quarterback in his career. Part of a defensive line that halted the Giants running game to 1.08 yards-per-carry, the sixth lowest allowed rushing average in franchise history. Left the game in the third quarter with a foot injury.

55 Carl Lawson, DE

Games/Starts: 2024-13/3 Career-87/34

	Solo	Tackles		Sks/ Yds	Tkl/ Loss	QB Prs	PBU	FF-FFR
		Asst	Tot					
Last Game	1	0	1			2		
2024	4	3	7	6.0(-39)		26		
Career	73	53	126	32.0(-213)	27(-150)	130	0	3-1

	No.	Interceptions				No.	Fumble Recoveries			
		Yds.	Avg.	Lg	TD		Yds.	Avg.	Lg	TD
Career						1	0	0	0	0

• Signed to the active roster on Oct. 9.

vs. Baltimore (9/22) Elevated from the practice squad where he made his Cowboys debut in a reserve role on the defensive line.

at N.Y. Giants (9/26) Elevated from the practice squad where he registered three pressures and contributed on special teams. Part of a defensive line that halted the Giants running game to 1.08 yards-per-carry, the sixth-lowest allowed rushing average in franchise history.

at Pittsburgh (10/6) Elevated from the practice squad for the third time where he registered his first half sack as a Cowboy and added one tackle and three quarterback pressures.

vs. Detroit (10/13) Made his first start as a Cowboy where he registered two tackles and two quarterback pressures.

at San Francisco (10/27) Notched his second start of the season and recorded three tackles and three quarterback pressures.

at Atlanta (11/3) Started his third consecutive game where he recorded 2.0 sacks and a forced fumble. It marked his fifth career multi-sack game and his first since 2020 while playing for Cincinnati (at Philadelphia, 9/27).

vs. Philadelphia (11/10) Saw action as a reserve with Micah Parsons back from injury where he notched a half sack and two quarterback pressures. Recorded a half sack in the first half to reach 30.0 career sacks. The last time he recorded a sack stat in consecutive games was 2022 while with the N.Y. Jets (at Denver, 10/23 and vs. New England, 10/30).

vs. Houston (11/18) Contributed as a reserve defensive end where he recorded one pressure and played on special teams.

at Washington (11/24) Played as a reserve defensive end and saw limited action on special teams.

vs. N.Y. Giants (11/28) Saw action as a reserve defensive end where he notched 1.0 sack and a season-high six pressures while also contributing on special teams.

vs. Cincinnati (12/9) Contributed as a reserve, recording one pressure and saw action on special teams.

at Carolina (12/15) Recorded one sack and three quarterback pressures.

vs. Tampa Bay (12/22) Served as a reserve defensive end where he recorded one tackle and two pressures while contributing on special teams.

2 Jourdan Lewis, CB

Games/Starts: 2024-14/11 Career-113/62

	Solo	Tackles		Sks/ Yds	Tkl/ Loss	QB Prs	PBU	FF-FFR
		Asst	Tot					
Last Game	3	5	8			1	2	
2024	35	31	66	1.0(-10)	2(-3)	2	7	1-1
Career	285	94	379	9.5(-56)	12(-23)	5	43	5-9

	No.	Interceptions				No.	Fumble Recoveries			
		Yds.	Avg.	Lg	TD		Yds.	Avg.	Lg	TD
Last Game	1	0	0.0	0	0					
2024	1	0	0.0	0	0	1	0	0.0	0	0
Career	10	140	14.0	66	0	9	87	10.9	63t	1

	Solo	Special Teams			Att.	Rushing			
		Asst	Tot	Yds.		Avg.	Lg	TD	
Career	3	0	3		2	12	6.0	7t	0

	No.	Kickoff Returns			
		Yds.	Avg.	Lg	TD
Career	2	38	19.0	19	0

at Cleveland (9/8) Started his 100th career game at corner where he tallied six tackles.

vs. New Orleans (9/15) Made two tackles and added a pass breakup.

vs. Baltimore (9/22) Started at corner where he recorded two tackles.

at N.Y. Giants (9/26) Registered six tackles, tying his season high and tallied pass breakup.

Jordan Lewis, cont.

at Pittsburgh (10/6) Made a start at corner where he tallied one tackle, one pass breakup and a fumble recovery.
vs. Detroit (10/13) Recorded four tackles.
at San Francisco (10/27) Tallied his 55th career start where he notched six tackles.
at Atlanta (11/3) Recorded six tackles and one tackle for loss in his fifth start of the season.
vs. Philadelphia (11/10) Logged six tackles.
vs. Houston (11/18) Inactive/Injured - Neck.
at Washington (11/24) Registered seven tackles, one quarterback pressures, one pass breakup and a forced fumble.
vs. N.Y. Giants (11/28) Played his 110th career game where he recorded three tackles and one tackle for loss.
vs. Cincinnati (12/9) Logged seven tackles.
at Carolina (12/15) Recorded two tackles, one sack and one pass breakup.
vs. Tampa Bay (12/22) Tallied eight tackles, one pressure, two pass breakups and his 10th career interception when he picked off Baker Mayfield in the fourth quarter.

35 Marist Liufau, LB

Games/Starts: 2024-15/7 Career-15/7

	Tackles			Sks/ Yds	Tkl/ Loss	QB Prs	PBU	FF-FR
	Solo	Asst	Tot					
Last Game	1	7	8			5	1	1-0
2024	17	19	36	1.5(-10)	2(-6)	11	3	2-1

	Special Teams							
	Solo	Asst	Tot	FF	FR	BP	BFG	BXP
Last Game	2	1	3					
2024	2	1	3					

at Cleveland (9/8) Made his NFL debut as a reserve linebacker where he notched one tackle and a quarterback pressure. Was also a contributor on special teams where he recorded one tackle.
vs. New Orleans (9/15) Started his first career NFL game and registered four tackles while also seeing action on special teams.
vs. Baltimore (9/22) Recorded two tackles while also contributing on special teams.
at N.Y. Giants (9/26) Made his second NFL start where he tallied three tackles and one tackle for loss while also making a tackle on special teams.
at Pittsburgh (10/6) Registered one tackle and one pass breakup.
vs. Detroit (10/13) Notched two tackles in his third NFL start while also contributing on special teams.
at San Francisco (10/27) Recorded two tackles in his fourth career NFL start.
at Atlanta (11/3) Tallied one quarterback pressure and one pass breakup on defense while also contributing on special teams.
vs. Philadelphia (11/10) Played as a reserve where he logged four tackles, one quarterback pressure and his first career fumble recovery while also contributing on special teams.
vs. Houston (11/18) Logged three tackles in his fifth NFL start.
at Washington (11/24) Contributed as a reserve linebacker and also saw action on special teams where he made a tackle.
vs. N.Y. Giants (11/28) Saw action as a reserve linebacker where he recorded two pressures and played on special teams.
vs. Cincinnati (12/9) Stepped in at linebacker when DeMarion Overshon left the game with a knee injury in the fourth quarter and registered 1.5 sacks, his first career sacks.
at Carolina (12/15) Made his sixth start of the season and forced a fumble in the first quarter, his first career forced fumble. Is the fifth Cowboys rookie since 1999 with a sack, forced fumble and a fumble recovery in his first season, joining Sam Williams (2022), Maliek Collins (2016), Victor Butler (2009) and Roy Williams (2002).
vs. Tampa Bay (12/22) Record his seventh start of the season as the green dot in place of an injured Eric Kendricks where he recorded a career-high eight tackles, five pressures, one pass breakup and a forced fumble.

40 Hunter Luepke, RB

Games/Starts: 2024-14/3 Career-31/3

	Att.	Rushing			TD	Receiving				
		Yds.	Avg.	Lg		Rec.	Yds.	Avg.	Lg	TD
Last Game	9	23	2.6	6	0	11	110	10.0	24	0
2024	9	23	2.6	6	0	11	110	10.0	24	0
Career	15	42	2.8	9	1	14	128	9.1	24	0

	No.	Kickoff Returns			
		Yds.	Avg.	Lg	TD
Last Game	2	15	7.5	15	0
2024	2	15	7.5	15	0
Career	2	15	7.5	15	0

	Solo	Asst	Tot	Special Teams				
				FF	FR	BP	BFG	BXP
Last Game	3	9	12					
2024	3	9	12					
Career	6	10	16					

at Cleveland (9/8) Was a contributor on offense, catching two passes for 18 yards and played special teams where he registered one tackle.
vs. New Orleans (9/15) Saw action in a reserve role on offense and contributed on special teams.
vs. Baltimore (9/22) Played in his 20th career game where he caught two passes for 41 yards, a career high, and recorded one special teams tackle.
at N.Y. Giants (9/26) Recorded two carries for eight yards, caught two passes for 14 yards and made three tackles on special teams.
at Pittsburgh (10/6) Made his first career start where he tallied one reception for 18 yards and added two carries for six yards.
vs. Detroit (10/13) Saw action on offense and special teams.
at San Francisco (10/27) Made his second career start where he had one attempt for zero yards and also made one special teams tackle.
at Atlanta (11/3) Notched one rush for five yards and added two receptions for four yards while also making two tackles on special teams.
vs. Philadelphia (11/10) Played as a reserve on offense while also contributing on special teams, making one tackle.
vs. Houston (11/18) Inactive/Injured - Calf.
at Washington (11/24) Made his third career start where he caught one pass for 10 yards and made one special teams tackle.
vs. N.Y. Giants (11/28) Recorded three carries for four yards while also contributing on special teams.
vs. Cincinnati (12/9) Tallied one reception for five yards and contributed on special teams, making one tackle.
at Carolina (12/15) Logged one special teams tackle while also contributing as a reserve on offense.
vs. Tampa Bay (12/22) Played as a reserve on offense and also contributed on special teams.

70 Zack Martin, G

Games/Starts: 2024-10/10-IR Career-162/162

• Placed on Reserve/Injured with an ankle injury on Dec. 9.
at Cleveland (9/8) Started the season opener at right guard and blocked for an offense that tallied 265 net yards and 102 yards on the ground.
vs. New Orleans (9/15) Blocked for an offense that registered 353 net yards with 68 on the ground.
vs. Baltimore (9/22) Helped the offense log 412 net yards and 26 first downs in his 155th career game. Allowed Prescott to pass for 379 yards and two touchdowns.
at N.Y. Giants (9/26) Assisted an offense that netted 293 yards and allowed Prescott to pass for 227 yards and two touchdowns.
at Pittsburgh (10/6) Blocked for an offense that recorded a season-high 445 net yards while adding 25 first downs and 109 yards on the ground.
vs. Detroit (10/13) Helped the offense log 251 net yards and 53 yards on the ground.
at San Francisco (10/27) Blocked for an offense that generated 292 net yards with 56 yards on the ground and three touchdowns.
at Atlanta (11/3) Started his 160th game and assisted an offense that netted 378 total yards with a season high 137 yards on the ground.
vs. Philadelphia (11/10) Blocked for an offense that recorded 146 net yards with 97 yards on the ground.
vs. Houston (11/18) Helped the offense log 388 net yards with 79 yards on the ground and 24 first downs. Left the game in the fourth quarter with an ankle injury.
at Washington (11/24) and vs. N.Y. Giants (11/28) Inactive/Injured - Ankle/Shoulder.

81 Jonathan Mingo, WR

Games/Starts: 2024-15/6 Career-30/20

Last Game	Receiving					Rushing				
	Rec.	Yds.	Avg.	Lg	TD	Att.	Yds.	Avg.	Lg	TD
2024	14	131	9.4	35	0	2	5	2.5	3	0
Career	57	549	9.6	40	0	2	5	2.5	3	0

Last Game	Special Teams							
	Solo	Asst	Tot	FF	FR	BP	BFG	BXP
2024	7	0	7					
Career	7	0	7					

- Acquired by Dallas in a trade with Carolina Nov. 5.
- vs. Houston (11/18)** Made his Cowboys debut where he played on offense but did not record any statistics.
- at Washington (11/24)** Recorded his first catch as a Cowboy, reeling in one reception for eight yards.
- vs. N.Y. Giants (11/28)** Caught one pass for two yards.
- vs. Cincinnati (12/9)** Made his first start as a Cowboys but did not record any statistics.
- at Carolina (12/15)** Played as a reserve on offense and contributed on special teams.
- vs. Tampa Bay (12/22)** Contributed as a reserve wide receiver in his 30th career game.

24 Israel Mukuamu, S

Games/Starts: 2024-15/0 Career-48/3

Last Game	Tackles			Sks/ Yds	Tkl/ Loss	QB Prs	PBU	FF-FR
	Solo	Asst	Tot					
2024	7	6	13			2	2	
Career	24	10	34			3	4	0-1

Last Game	Interceptions					Fumble Recoveries				
	No.	Yds.	Avg.	Lg	TD	No.	Yds.	Avg.	Lg	TD
2024	2	20	10.0	15	0					
Career	3	20	6.7	15	0	1	-3	-3.0	-3	0

Last Game	Special Teams							
	Solo	Asst	Tot	FF	FR	BP	BFG	BXP
2024	3	0	3					
Career	5	1	6					

- at Cleveland (9/8)** Saw action in the season opener and served as a reserve safety while contributing on special teams.
- vs. New Orleans (9/15)** Played in his 35th career game where he predominately played special teams and saw limited action at safety.
- vs. Baltimore (9/22)** Contributed on special teams.
- at N.Y. Giants (9/26)** Registered one tackle on special teams.
- at Pittsburgh (10/6)** Primarily played on special teams.
- vs. Detroit (10/13)** Made one special teams tackle.
- at San Francisco (10/27)** Contributed on special teams and also served as a reserve on defense where he made one tackle and notched a quarterback pressure in his 40th career game.
- at Atlanta (11/3)** Served as a reserve for the defense, recording one pressure, while also contributing on special teams.
- vs. Philadelphia (11/10)** Saw action as a reserve on defense, logging one tackle, while also contributing on special teams.
- vs. Houston (11/18)** Played as a reserve on defense and made four tackles while also seeing action on special teams.
- at Washington (11/24)** Sealed the Cowboys victory with a game clinching interception at the end of the fourth quarter. It marked his second career interception and first since 2022 against Houston (12/22). Also tallied one tackle and one pass breakup while also contributing on special teams.
- vs. N.Y. Giants (11/28)** Tallied a season-high four tackles stepping in at corner when Josh Butler left the game with a knee injury. Also contributed on special teams.
- vs. Cincinnati (12/9)** Contributed on special teams and saw action as a reserve on defense.
- at Carolina (12/15)** Logged three tackles, an interception and a pass breakup. Notched his second interception of the season when he picked off Bryce Young in the fourth quarter.
- vs. Tampa Bay (12/22)** Primarily contributed on special teams where he made one tackle but also saw limited action on defense as a reserve.

97 Osa Odighizuwa, DT

Games/Starts: 2024-15/15 Career-64/61

Last Game	Tackles			Sks/ Yds	Tkl/ Loss	QB Prs	PBU	FF-FR
	Solo	Asst	Tot					
2024	21	40	41	4.0(-21)	2(-4)	49	1	1-0
Career	89	79	168	13.0(-86)	17(-48)	113	1	2-0

- at Cleveland (9/8)** Started at defensive tackle where he registered three tackles and three quarterback pressures. Earned his 130th career tackle.
- vs. New Orleans (9/15)** Made a start at defensive tackle and recorded two tackles, one tackle for loss, a quarterback pressure and his first career pass breakup.
- vs. Baltimore (9/22)** Registered three tackles and two quarterback pressures.
- at N.Y. Giants (9/26)** Made his 50th start where he tallied four tackles and four quarterback pressures. Part of a defensive line that halted the Giants running game to 1.08 yards-per-carry, the sixth-lowest allowed rushing average in franchise history.
- at Pittsburgh (10/6)** Recorded one tackle, a half sack and three quarterback pressures.
- vs. Detroit (10/13)** Notched four tackles and added two quarterback pressures.
- at San Francisco (10/27)** Tallied two tackles and one pressure.
- at Atlanta (11/3)** Registered three tackles and added three quarterback pressures.
- vs. Philadelphia (11/10)** Logged one tackle, a half sack and four quarterback pressures.
- vs. Houston (11/18)** Recorded one tackle, one sack and three pressures.
- at Washington (11/24)** Notched four tackles, one tackle for loss and a season-high five quarterback pressures.
- vs. N.Y. Giants (11/28)** Tallied four tackles, one sack and four quarterback pressures.
- vs. Cincinnati (12/9)** Logged three tackles and six pressures.
- at Carolina (12/15)** Registered three tackles, one sack, four pressures and one forced fumble. With the sack in the second half, he tied a career-high with 4.0 sacks that he recorded in 2022.
- vs. Tampa Bay (12/22)** Recorded two tackles and four pressures.

27 Amani Oruwariye, CB

Games/Starts: 2024-7/4 Career-60/40

Last Game	Tackles			Sks/ Yds	Tkl/ Loss	QB Prs	PBU	FF-FR
	Solo	Asst	Tot					
2024	22	7	29		1(-1)		3	
Career	163	37	200	0.0(0)	5(-12)	0	27	0-2

Last Game	Interceptions					Fumble Recoveries				
	No.	Yds.	Avg.	Lg	TD	No.	Yds.	Avg.	Lg	TD
2024	1	0	0.0	0	0					
Career	10	73	8.1	50	0	2	0	0.0	0	0

Last Game	Special Teams			
	Solo	Asst	Tot	
2024	2	0	2	
Career	2	0	2	

- Signed to the active roster from the practice squad on Oct. 26.
- Placed on Reserve/Injured with a back injury on Oct. 30.
- Activated from Reserve/Injured on Dec. 9
- at N.Y. Giants (9/26)** Elevated from the practice squad where he made his Cowboys debut, finishing with three tackles, one tackle for loss, two pass breakups and a game-clinching interception. Tallied his 10th career interception and first since the 2021 season finale with Detroit.
- at Pittsburgh (10/6)** Elevated from the practice squad where he made his first start for the Cowboys and recorded four tackles while playing every defensive snap.
- vs. Detroit (10/13)** Elevated from the practice squad for the third time this season where he started at corner and registered five tackles and a pass breakup.
- at San Francisco (10/27)** Recorded eight tackles, a season-high, before leaving the game with a back injury.
- vs. Cincinnati (12/9)** Played in his first game back from injury where he saw action on special teams.
- at Carolina (12/15)** Notched three tackles.
- vs. Tampa Bay (12/22)** Made six tackles.

13 DeMarvion Overshown, LB

Games/Starts: 2024-13/12-IR Career-13/12

	Tackles			Sks/ Yds	Tkl/ Loss	QB Prs	PBU	FF-FFR
	Solo	Asst	Tot					
Last Game.....	RESERVE/INJURED - Knee							
2024.....	55	40	95	5.0(-32)	3(-8)	16	4	1-1
Career.....	55	40	95	5.0(-32)	3(-8)	16	4	1-1

	Interceptions					Fumble Recoveries				
	No.	Yds.	Avg.	Lg	TD	No.	Yds.	Avg.	Lg	TD
Last Game.....										
2024.....	1	23	23.0	23t	1	1	0	0.0	0	0
Career.....	1	23	23.0	23t	1	1	0	0.0	0	0

	Special Teams							
	Solo	Asst	Tot	FF	FR	BP	BFG	BXP
Last Game.....								
2024.....	2	-	4					
Career.....	2	-	4					

- Placed on Reserve/Injured with a knee injury on Dec. 14.
- at Cleveland (9/8)** Made his NFL debut and first career start at linebacker. Recorded nine tackles, one sack and a quarterback pressure while also notching two special teams tackles. The last Cowboys player to record a sack in his NFL debut was Charles Tapper in 2017 against the N.Y. Giants (9/10).
- vs. New Orleans (9/15)** Played in a reserve role at linebacker where he registered five tackles.
- vs. Baltimore (9/22)** Made his second start at linebacker where he tallied six tackles and saw some action on special teams.
- at N.Y. Giants (9/26)** Tallied nine tackles and one pass breakup while also making one special teams tackle.
- at Pittsburgh (10/6)** Registered nine tackles, two pressures and a pass breakup while also adding a special teams tackle.
- vs. Detroit (10/13)** Recorded five tackles, one quarterback pressure and his first career forced fumble.
- at San Francisco (10/27)** Made eight tackles and also added one sack and a quarterback pressure.
- at Atlanta (11/3)** Logged seven tackles, three tackles for loss and one quarterback pressure.
- vs. Philadelphia (11/10)** Registered a career-high 10 tackles, 2.0 sacks and two quarterback pressures before leaving in the middle of the third quarter due to a knee injury. Tallied a career-high 2.0 sacks in the first half against Philadelphia, his first career multi-sack game. He is the 12th Cowboys player since 1982 with a 2.0-sack game in his first nine career contests. The last was Sam Williams in 2022 (vs. Detroit 10/23).
- vs. Houston (11/18)** Tallied six tackles and two quarterback pressures.
- at Washington (11/24)** Logged four tackles, one sack and three quarterback pressures. Boasts 5.0 sacks on the season, the second-most sacks in the first 11 career games since 1982, trailing only Micah Parsons (8.0 sacks).
- vs. N.Y. Giants (11/28)** Tied the team lead with 10 tackles while also adding a pick-six, one pass breakup and a fumble recovery. Picked off Drew Lock in the second quarter and returned it 23 yards for a touchdown, his first career interception and touchdown. The touchdown was Dallas' first defensive score since DaRon Bland's Thanksgiving pick-six against Washington last season (11/23). Became the first Cowboys player since Roy Williams (12/2/02 at Was) to record a pick-six and a fumble recovery in the same game, and the fifth Cowboy to ever achieve the feat, joining Deion Sanders (9/21/98 at NYG), Kevin Smith (12/18/93 at NYJ) and Jim Jeffcoat (11/2/87 vs NYG). He is only the second player in NFL history to register both a pick-six and a fumble recovery on Thanksgiving Day, joining Charles Woodson (11/26/09 at Det).
- vs. Cincinnati (12/9)** Registered seven tackles, three quarterback pressures and added one pass breakup before exiting the game in the fourth quarter with a knee injury.

11 Micah Parsons, DE

Games/Starts: 2024-11/11 Career-61/61

	Tackles			Sks/ Yds	Tkl/ Loss	QB Prs	PBU	FF-FFR
	Solo	Asst	Tot					
Last Game.....	3	1	4	1.0(-12)		6		1-0
2024.....	16	16	32	9.5(-69)	1(-4)	64	1	2-0
Career.....	129	77	206	50.0(-394)	25(-66)	266	9	9-4

	Interceptions					Fumble Recoveries				
	No.	Yds.	Avg.	Lg	TD	No.	Yds.	Avg.	Lg	TD
Career.....						3	36	12.0	36t	1

at Cleveland (9/8) Recorded three tackles, one sack, 11 pressures and one pass breakup. With his sack, has recorded 4.0 career sacks in season openers. Tallied at least 1.0 sack in three consecutive season openers.

vs. New Orleans (9/15) Notched four tackles and three pressures.
vs. Baltimore (9/22) Registered seven tackles, a season high, and three quarterback pressures.

at N.Y. Giants (9/26) Tallied four tackles, one tackle for loss and four quarterback pressures. Part of a defensive line that halted the Giants running game to 1.08 yards-per-carry, the sixth-lowest allowed rushing average in franchise history.

at Pittsburgh (10/6), vs. Detroit (10/13), at San Francisco (10/27) and at Atlanta (11/3) Inactive/Injured - Foot.

vs. Philadelphia (11/10) Logged 2.0 sacks, five quarterback pressures and a forced fumble. Recorded his 14th career multi-sack game, tied for the fourth-most multi-sack games through a players first 54 career games in NFL history, trailing only Reggie White (21 games), Aldon Smith (17) and Richard Dent (15). Marked his first game with at least 2.0 sacks since a 2.5-sack performance in 2023 at Carolina (11/19).

vs. Houston (11/18) Notched two tackles and seven pressures.
at Washington (11/24) Recorded six tackles, 2.0 sacks and four pressures. Tallied his 15th career multi-sack game, which surpassed Randy White for the fourth-most multi-sack games by a Cowboy since 1982, trailing DeMarcus Ware (28 games), Jim Jeffcoat (19) and Greg Ellis (19).

vs. N.Y. Giants (11/28) Registered 1.5 sacks against the Giants, his third multi-sack game in his last four contests. He leads Dallas with 6.5 sacks this season. Recorded at least 1.0 sacks in each of his first four Thanksgiving games, becoming the fifth Cowboys player since 1982 with a sack in four consecutive Thanksgiving appearances, joining Greg Ellis (2004-08), Ed "Too Tall" Jones (1982-85), Tony Tolbert (1990-93) and Randy White (1982-85). Tallied his 16th career game with at least 1.5 sacks surpassing Andre Tippett for the fifth-most multi-sack games in the first four seasons of a career.

vs. Cincinnati (12/9) Recorded 11 quarterback pressures.
at Carolina (12/15) Tallied two tackles, 2.0 sacks and five quarterback pressures in his 60th career game. This marked his fourth multi-sack game in 2024, tied with Trey Hendrickson for the second-most in the NFL in 2024. Only Danielle Hunter, with five, has more. Recorded his 17th career multi-sack game, tied with Myles Garrett for the second-most multi-sack games since Parsons was drafted in 2021. Only T.J. Watt (18 games) has more during that span. Parsons' 17 career multi-sack games are tied with Aldon Smith and J.J. Watt for the third-most multi-sack games in an NFL player's first four season. Only Reggie White (23 games) and Richard Dent (18 games) have more. Parsons has 5.5 career sacks against Carolina, the most against any non-divisional opponent he has faced in his career.

vs. Tampa Bay (12/22) Logged four tackles, one sack, six pressures and one forced fumble. Parsons reached 50.0 career sacks, becoming the sixth NFL player since 1982 with at least 50.0 sacks in his first four seasons, joining Reggie White (70.0), Derrick Thomas (58.0), DeMarcus Ware (53.5) and Dwight Freeney (51.0). He has 8.5 sacks in his last seven contests.

4 Dak Prescott, QB

Games/Starts: 2024-8/8-IR Career-122/122

	Passing									
	Att	Com	Yds	Pct	Yds/Att	TD	Int	Lng	Sk/Yds	Rtng
Last Game.....	RESERVE/INJURED - Hamstring									
2024.....	286	185	1,978	64.7	6.9	11	8	65t	21/112	86.0
Career.....	4,159	2,780	31,437	66.8	7.6	213	82	92t	256/1,529	98.1

	Rushing					Receiving				
	Att.	Yds.	Avg.	Lg	TD	Rec.	Yds.	Avg.	Lg	TD
Last Game.....										
2024.....	13	54	4.2	22	1					
Career.....	420	1,938	4.6	42	29	1	11	11.0	11t	1

- Had season ending surgery on his hamstring and placed on Reserve/Injured on Nov. 18.

at Cleveland (9/8) Opened the season 19-of-32 (59.4) for 179 yards with one touchdown and no interceptions after signing a four-year extension prior to kickoff. Added one rush for three yards and a first down. Won back-to-back season openers for Dallas for the first time since 2012-2013.

vs. New Orleans (9/15) Completed 27-of-39 passes (69.2) for 293 yards, one touchdown and two interceptions while also adding two rushes for 12 yards.

vs. Baltimore (9/22) Completed 28-of-53 passes for 379 yards and two touchdowns while adding a rushing touchdown. Achieved his 27th career 300-yard passing game, second in franchise history behind Tony Romo (46 games). Surpassed 30,000 career passing yards to become the ninth quarterback in NFL history to reach the mark in his first 117 career games. Recorded his 21st career game with a rushing touchdown and a passing touchdown in the same game, most in franchise history and second-most among NFL quarterbacks since 2016 (Josh Allen, 37 games). With his two rushes, Prescott (412) passed Roger Staubach (410) for the most rush attempts by a quarterback in franchise history.

at N.Y. Giants (9/26) Went 22-of-27 (81.5%) for 221 yards and two touchdowns while recording a 125.5 passer rating, his highest in a game since the 2023 Thanksgiving matchup against Washington (142.1). This marked his 62nd career game with a 100.0 passer rating, second in franchise history behind Tony Romo (67 games). Won 13 consecutive starts against the New York Giants, becoming the fourth quarterback in NFL history to register 13 consecutive wins against an opponent. With his two passing touchdowns, has thrown 29 career touchdowns against the Giants, the most against any opponent in his career.

at Pittsburgh (10/6) Completed 29-of-42 pass attempts (69.0%) for 352 yards with two touchdowns and two interceptions. Led a 15-play, 70-yard game-winning drive to seal the Cowboys victory. Notched his 23rd career game-winning drive, fifth among NFL quarterbacks since he was drafted in 2016. Talled his second 300-yard passing game of the season, becoming one-of-four quarterbacks to have multiple 300-yard passing games in 2024. Improved his career record in primetime games to 26-11 (.703) and is one-of-four quarterbacks with a winning percentage of .700-or-higher in primetime starts since 1970 (minimum 25 starts), joining Steve Young (.767, 23-7), Joe Montana (.733, 22-8) and Peyton Manning (.723 47-18).

vs Detroit (10/13) Went 17-of-33 (51.5%) for 178 yards with two interceptions in his 120th career game while also adding one rush for one yard.

at San Francisco (10/27) Completed 25-of-38 pass attempts for 243 yards with two touchdowns and two interceptions.

at Atlanta (11/3) Finished 18-of-24 (75.0%) for 133 yards and a touchdown while rushing three times for a season-high 30 yards. Prescott's 22-yard run in the second quarter tied the fifth-longest of his career and the longest since a 22-yard rush in 2023 at Miami (12/24). He finished with a 101.6 passer rating, his 63rd career game with a 100.0 rating-or-better, second in team history behind Tony Romo (67 games). Left the game in the fourth quarter with a hamstring injury.

vs. Philadelphia (11/10) Inactive/Injured - Hamstring.

76 Asim Richards, T

Games/Starts: 2024-11/1 Career-19/1

- Placed on Reserve/Injured with a high-ankle sprain on Nov. 27.
- Returned to practice on Dec. 24.

at Cleveland (9/8) Served in a reserve role on the offensive line contributing mostly on special teams.

vs. New Orleans (9/15) Saw limited action on special teams in his 10th career game.

vs. Baltimore (9/22) Contributed in a limited capacity on special teams.

at N.Y. Giants (9/26) Saw minimal action on special teams.

at Pittsburgh (10/6) Contributed on special teams.

vs Detroit (10/13) Relieved Tyler Smith at left tackle a few minutes into the fourth quarter when Cooper Rush entered the game.

at San Francisco (10/27) Saw limited action on special teams.

at Atlanta (11/3) Played on special teams and saw limited action as a reserve tackle.

vs. Philadelphia (11/10) Made his first NFL start at left tackle in place of an injured Tyler Guyton where he blocked for an offense that recorded 146 net yards with 97 yards on the ground.

vs. Houston (11/18) Stepped in when Tyler Guyton left the game with a shoulder injury early in the fourth quarter and also contributed on special teams.

at Washington (11/24) Stepped in for Tyler Guyton on 22 snaps in the second half where he helped block for an offense that amassed 332 net yards with 91 yards on the ground and 19 first downs.

10 Cooper Rush, QB

Games/Starts: 2024-11/7 Career-37/13

	Passing									
	Att	Com	Yds	Pct	Yds/Att	TD	Int	Lng	Sk/Yds	Rtng
Last Game	35	26	292	74.3	8.3	1	0	52	1/6	108.3
2024	280	172	1,697	61.4	6.1	11	3	64t	12/88	87.2
Career	481	289	3,024	61.0	6.4	19	8	73t	23/164	85.5

	Rushing					Receiving				
	Att.	Yds.	Avg.	Lg	TD	Rec.	Yds.	Avg.	Lg	TD
Last Game	3	-4	-1.3	-1	0					
2024	25	16	0.6	9	0					
Career	57	22	0.4	15	0					

at Cleveland (9/8) Entered the game in the fourth quarter on the final possession and took a knee to secure the Cowboys victory.

vs. New Orleans (9/15) Came into the game late in the fourth quarter on the Cowboys last possession where he completed one pass for six yards.

vs. Baltimore (9/22), at N.Y. Giants (9/26) and at Pittsburgh (10/6) Did not play.

vs Detroit (10/13) Entered the game early in the fourth quarter where he completed 8-of-11 passes for 46 yards and an interception while also adding one rush for two yards.

at San Francisco (10/27) Did not play.

at Atlanta (11/3) Came in for Dak Prescott (hamstring) in the fourth quarter and completed 13-of-25 passes (52.0) and one touchdown while also adding one rush for four yards in his 30th career game.

vs. Philadelphia (11/10) Started his first NFL game since 2022 where he completed 13-of-23 passes for 45 yards and no interceptions.

vs. Houston (11/18) Made his second consecutive start where he set career-bests in passing yards (354) and pass attempts (55) while also throwing one touchdown and one interception. His 64-yard touchdown to KaVontae Turpin was the second-longest completion of his career, trailing only a 73-yard touchdown throw to Cedrick Wilson in 2021 at Minnesota (10/31).

at Washington (11/24) Completed 24-of-32 passes for 247 yards and two touchdowns while also recording a career-high 117.6 passer rating (min. of 10 pass attempts). Talled a career-high 75.0% completion percentage (min. 10 attempts). Rush now has 13 career passing touchdowns, passing Jason Garrett for 15th in Cowboys history.

vs. N.Y. Giants (11/28) Made his 10th career start where he completed 21-of-36 passes for 195 yards and one touchdown with no interceptions.

vs. Cincinnati (12/9) Completed 16-of-31 passes for 183 yards with two touchdowns and one interception while adding two rushes for five yards.

at Carolina (12/15) Finished 18-of-29 (62.1%) for 214 yards with three touchdowns and no interceptions to achieve a career-high 119.0 passer rating. Recorded his first career three-touchdown game.

vs. Tampa Bay (12/22) Completed 26-of-35 passes for 292 yards and a touchdown. His 74.3 completion rate was his second-highest in 2024, trailing his 75.0 completion percentage at Washington (11/24). Finished with a 108.3 passer rating, his third game in 2024 with at least a 100.0 rating and seventh of his career. Threw for a career-best 226 yards in the first half. Achieved 315 career completions, passing Vinny Testaverde (297) for 12th all-time in franchise history.

86 Luke Schoonmaker, TE

Games/Starts: 2024-15/5 Career-32/5

	Receiving				
	Rec.	Yds.	Avg.	Lg	TD
Last Game	1	3	3.0	3	0
2024	25	225	9.0	24	1
Career	33	290	8.8	24	3

	Special Teams								
	Solo	Asst	-	Tot	FF	FR	BP	BFG	BXP
Last Game	1	0	-	1					
2024	2	2	-	4					
Career	4	2	-	6					

Luke Schoonmaker, cont.

- at Cleveland (9/8)** Played on offense and contributed on special teams in the season opener.
- vs. New Orleans (9/15)** Made his first NFL start at tight end and tallied six receptions for 43 yards - both career highs. Also saw limited action on special teams.
- vs. Baltimore (9/22)** Saw action in his 20th career game at tight end, notching one reception for five yards, while also contributing on special teams.
- at N.Y. Giants (9/26)** Contributed as a reserve tight end and saw action on special teams.
- at Pittsburgh (10/6)** Played as a reserve where he caught one pass for eight yards and saw action on special teams.
- vs. Detroit (10/13)** Saw action as a reserve tight end and also contributed on special teams.
- at San Francisco (10/27)** Contributed on special teams.
- at Atlanta (11/3)** Played on special teams.
- vs. Philadelphia (11/10)** Made his second career start and also contributed on special teams.
- vs. Houston (11/18)** Tied a career-best six receptions for a career-high 56 yards.
- at Washington (11/24)** Made his third career start where he caught three passes for 55 yards and one touchdown while also making one special teams tackle.
- vs. N.Y. Giants (11/28)** Led the team in receptions (five) for 33 yards in his second consecutive start at tight end.
- vs. Cincinnati (12/9)** Started his fifth career game at tight end where he reeled in two catches for 22 yards and made one special teams tackle.
- at Carolina (12/15)** Played as a reserve on offense while also contributing on special teams where he made one tackle.
- vs. Tampa Bay (12/22)** Contributed as a reserve on offense, making one catch for three yards while also contributing on special teams where he made one tackle.

65 Dakoda Shepley, G

Games/Starts: 2024-2/0 Career-15/0

- at Carolina (12/15)** Elevated from the practice squad where he contributed on the field goal unit for special teams and played a series on offense.
- vs. Tampa Bay (12/22)** Elevated from the practice squad where he saw action on the field goal unit.

44 Trent Sieg, LS

Games/Starts: 2024-15/0 Career-112/0

Last Game.....	Solo		Special Teams		FR	BP	BFG	BXP
	Asst	-	Tot	FF				
2024.....	2	1	-	3				
Career.....	5	4	-	9				

- at Cleveland (9/8)** Contributed clean snaps on six punts, four field goals and three extra points while also making two special teams tackles.
- vs. New Orleans (9/15)** Added clean snaps on four field goals, one PAT and one punt.
- vs. Baltimore (9/22)** Tallied clean snaps in his 100th career game on four punts, two field goals and one extra point.
- at N.Y. Giants (9/26)** Contributed clean snaps on three field goals, three punts and two extra points.
- at Pittsburgh (10/6)** Snapped on three field goals, two extra points and one punt.
- vs. Detroit (10/13)** Added clean snaps on three field goals and two punts.
- at San Francisco (10/27)** Contributed clean snaps on four punts, three extra points and one field goal.
- at Atlanta (11/3)** Tallied clean snaps on three punts, two field goals, one extra point in his 105th career game.
- vs. Philadelphia (11/10)** Snapped for six punts and two field goals.
- vs. Houston (11/18)** Added clean snaps for two punts, two field goals and one extra point.
- at Washington (11/24)** Contributed snaps on six punts, four field goals and two extra points.
- vs. N.Y. Giants (11/28)** Tallied clean snaps on five punts, two field goals and three PATs.
- vs. Cincinnati (12/9)** Added clean snaps on four punts, two field goals and two PATs.

- at Carolina (12/15)** Contributed clean snaps on four field goals, two punts and three PATs.
- vs. Tampa Bay (12/22)** Tallied clean snaps on five punts, four field goals and two extra points.

58 Mazi Smith, DT

Games/Starts: 2024-15/15 Career-32/18

Last Game.....	Tackles			Sks/ Yds	Tk/ Loss	QB Prs	PBU	FF-FR
	Solo	Asst	- Tot					
2024.....	20	19	- 39	0.5(-4)	3(-5)	4		
Career.....	26	24	- 50	1.5(-13)	5(-10)	9		

- at Cleveland (9/8)** Started at defensive tackle where he contributed to a defense who allowed 54 total yards and just one first down in the first half, its lowest since 2023 against the N.Y. Giants (11/12; 27 yards).
- vs. New Orleans (9/15)** Made his fifth career start at defensive tackle where he registered one stop.
- vs. Baltimore (9/22)** Played in his 20th career game where he tallied three tackles.
- at N.Y. Giants (9/26)** Registered four tackles while also adding one tackle for loss and a quarterback pressure. Part of a defensive line that halted the Giants running game to 1.08 yards-per-carry, the sixth-lowest allowed rushing average in franchise history.
- at Pittsburgh (10/6)** Tallied four tackles.
- vs. Detroit (10/13)** Recorded three tackles.
- at San Francisco (10/27)** Made three tackles and added a quarterback pressure.
- at Atlanta (11/3)** Started on the defensive line in his 25th career game.
- vs. Philadelphia (11/10)** Logged four tackles, one tackle for loss and a quarterback pressure.
- vs. Houston (11/18)** Registered a season-high five tackles.
- at Washington (11/24)** Tallied four tackles, one tackle for loss and a quarterback pressure.
- vs. N.Y. Giants (11/28)** Recorded two tackles and a half sack.
- vs. Cincinnati (12/9)** Notched two tackles in his 30th career game.
- at Carolina (12/15)** Logged one tackle.
- vs. Tampa Bay (12/22)** Registered three tackles.

73 Tyler Smith, G

Games/Starts: 2024-14/14 Career-45/45

- at Cleveland (9/8)** Started at left guard and blocked for an offense that tallied 265 net yards and 102 yards on the ground.
- vs. New Orleans (9/15)** Blocked for an offense that registered 353 net yards with 68 on the ground.
- vs. Baltimore (9/22)** Helped the offense log 412 net yards and 26 first downs. Allowed Prescott to pass for 379 yards and two touchdowns.
- at N.Y. Giants (9/26)** Assisted an offense that netted 293 yards and allowed Prescott to pass for 227 yards and two touchdowns.
- at Pittsburgh (10/6)** Started at left guard but then shifted to left tackle when Tyler Guyton left the game with a knee injury in the second quarter and blocked for an offense that recorded a season-high 445 net yards while adding 25 first downs and 109 yards on the ground.
- vs. Detroit (10/13)** Started at left tackle in place of Tyler Guyton and helped the offense log 251 net yards and 53 yards on the ground.
- at San Francisco (10/27)** Blocked for an offense that generated 292 net yards with 56 yards on the ground and three touchdowns.
- at Atlanta (11/3)** Assisted an offense that netted 378 total yards with a season high 137 yards on the ground.
- vs. Philadelphia (11/10)** Blocked for an offense that recorded 146 net yards with 97 yards on the ground.
- vs. Houston (11/18)** Helped the offense log 388 net yards with 79 yards on the ground and 24 first downs.
- at Washington (11/24)** Inactive/Injured - Ankle/Knee.
- vs. N.Y. Giants (11/28)** Assisted an offense that recorded 317 yards with 122 yards on the ground and allowed Cooper Rush to pass for 195 yards and one touchdown without being sacked.
- vs. Cincinnati (12/9)** Contributed to an offense that recorded 322 total yards with a season-high 156 yards on the ground.
- at Carolina (12/15)** Blocked for an offense that generated 410 net yards with a season-high 211 yards on the ground, three touchdowns and 24 first downs.
- vs. Tampa Bay (12/22)** Helped the offense log 317 net yards and allowed Cooper Rush to pass for 292 yards with one touchdown and no interceptions in his 45th career game.

89 Brevyn Spann-Ford, TE

Games/Starts: 2024-15/0 Career-15/0

Last Game	Receiving				
	Rec.	Yds.	Avg.	Lg	TD
2024	9	88	9.8	18	0

Last Game	Special Teams					FF	FR	BP	BFG	BXP
	Solo	Asst	-	Tot						
2024	2	1	-	3						

at Cleveland (9/8) Made his NFL debut at tight end where he served as a blocker and played on special teams.

vs. New Orleans (9/15) Contributed on offense at tight end and saw limited action on special teams.

vs. Baltimore (9/22) Saw limited action on offense and special teams.
at N.Y. Giants (9/26) Assisted on offense and special teams in a limited capacity.

at Pittsburgh (10/6) Recorded his first career receptions as a Cowboy, reeling in two receptions for 20 yards.

vs. Detroit (10/13) Saw action on offense as a reserve tight end and also contributed on special teams.

at San Francisco (10/27) Contributed as a reserve tight end on offense and also saw action on special teams.

at Atlanta (11/3) Played as a reserve tight end and also saw action on special teams.

vs. Philadelphia (11/10) Saw action as a reserve and also contributed on special teams.

vs. Houston (11/18) Reeled in a career-best four receptions for a career-high 42 yards and four first downs.

at Washington (11/24) Caught two passes for 24 yards as a reserve tight end.

vs. N.Y. Giants (11/28) Played as a reserve on offense while also contributing on special teams where he made one tackle.

vs. Cincinnati (12/9) Saw action as a reserve on offense and also contributed on special teams where he made one tackle.

at Carolina (12/15) Contributed as a reserve on offense, catching one pass for two yards while also seeing action on special teams.

vs. Tampa Bay (12/22) Played as a reserve on offense while also contributing on special teams where he made one tackle.

78 Terence Steele, T

Games/Starts: 2024-15/15 Career-77/72

at Cleveland (9/8) Started the season opener at right tackle and blocked for an offense that tallied 265 net yards and 102 yards on the ground.

vs. New Orleans (9/15) Blocked for an offense that registered 353 net yards with 68 on the ground.

vs. Baltimore (9/22) Helped the offense log 412 net yards and 26 first downs in his 65th career game. Allowed Prescott to pass for 379 yards and two touchdowns.

at N.Y. Giants (9/26) Assisted an offense that netted 293 yards and allowed Prescott to pass for 227 yards and two touchdowns.

at Pittsburgh (10/6) Blocked for an offense that recorded a season high 445 net yards while adding 25 first downs and 109 yards on the ground.

vs. Detroit (10/13) Helped the offense log 251 net yards and 53 yards on the ground.

at San Francisco (10/27) Blocked for an offense that generated 292 net yards with 56 yards on the ground and three touchdowns.

at Atlanta (11/3) Assisted an offense that netted 378 total yards with a season high 137 yards on the ground in his 70th career game.

vs. Philadelphia (11/10) Blocked for an offense that recorded 146 net yards with 97 yards on the ground.

vs. Houston (11/18) Helped the offense log 388 net yards with 79 yards on the ground and 24 first downs.

at Washington (11/24) Blocked for an offense that amassed 332 net yards with 91 yards on the ground and 19 first downs.

vs. N.Y. Giants (11/28) Assisted an offense that recorded 317 yards with 122 yards on the ground and allowed Cooper Rush to pass for 195 yards and one touchdown without being sacked.

vs. Cincinnati (12/9) Contributed to an offense that recorded 322 total yards with a season-high 156 yards on the ground.

at Carolina (12/15) Blocked for an offense that generated 410 net yards with a season-high 211 yards on the ground, three touchdowns and 24 first downs.

vs. Tampa Bay (12/22) Helped the offense log 317 net yards and allowed Cooper Rush to pass for 292 yards with one touchdown and no interceptions.

81 John Stephens, TE

Games/Starts: 2024-0/0-IR Career-0/0

Last Game	Receiving				
	Rec.	Yds.	Avg.	Lg	TD
2024	RESERVE/INJURED - Knee				
Career					

• Tore the ACL in his left knee during practice and was placed on Reserve/Injured for the rest of the season on Oct. 26.

at Cleveland (9/8), vs. New Orleans (9/15), vs. Baltimore (9/22) Inactive/Injured - Hamstring.

at N.Y. Giants (9/26), at Pittsburgh (10/6) and vs. Detroit (10/13) Inactive.

30 Juanyeh Thomas, S

Games/Starts: 2024-11/0 Career-27/1

Last Game	Tackles			Sks/ Yds	Tk/ Loss	QB Prs	PBU	FF-IR
	Solo	Asst	- Tot					
2024	INACTIVE/INJURED - Knee							
Career	4	2	- 6			1	5	

Last Game	Special Teams					FF	FR	BP	BFG	BXP
	Solo	Asst	- Tot							
2024	5	3	- 8	1						
Career	6	5	- 11	1				1		

Last Game	Punt Returns					Kickoff Returns					
	No.	Yds.	Avg.	FC	Lg	TD	No.	Yds.	Avg.	Lg	TD
2024							7	187	26.7	43t	0
Career							7	187	26.7	43t	0

at Cleveland (9/8) Saw action in the season opener on defense where he made one tackle and predominately played special teams.

vs. New Orleans (9/15) Registered his first stats as a returner, returning four kickoffs for 86 yards (21.5 avg) while also seeing limited action as a reserve safety.

vs. Baltimore (9/22) Fielded two kickoff returns for 58 yards (29.0 avg), while also registering two special teams tackles.

at N.Y. Giants (9/26) Contributed on special teams, making one tackle and forcing a fumble in his 20th career game.

at Pittsburgh (10/6) Primarily played on special teams and made two tackles.

vs. Detroit (10/13) Contributed on special teams and saw limited action on defense.

at San Francisco (10/27) Played on special teams, making two tackles and saw limited snaps on defense.

at Atlanta (11/3) Saw action on special teams before leaving the game in the fourth quarter after he was evaluated for a concussion after a kickoff.

vs. Philadelphia (11/10) Inactive/Injured - Concussion.

vs. Houston (11/18) Recorded two defensive tackles and a pass breakup while also contributing on special teams.

at Washington (11/24) Tallied three tackles and one special teams tackle while also returning an onside kick in the fourth quarter for a 43-yard touchdown. Marked his first career kick return for a touchdown. The last Cowboys player to return an onside kick for a touchdown was CeeDee Lamb in 2020 (vs. SF, 12/20).

vs. N.Y. Giants (11/28) Saw action as a reserve on defense and contributed on special teams before suffering a knee injury early in the second quarter.

vs. Cincinnati (12/9), at Carolina (12/15) and vs. Tampa Bay (12/22) Inactive/Injured - Knee.

18 Jalen Tolbert, WR

Games/Starts: 2024-15/13 Career-40/20

	Receiving				
	Rec.	Yds.	Avg.	Lg	TD
Last Game	2	20	10.0	10t	1
2024	42	482	11.5	48	6
Career	66	762	11.5	48	8

	Special Teams								
	Solo	Asst	-	Tot	FF	FR	BP	BFG	BXP
Career	2	0	-	2					

at Cleveland (9/8) Started at wide receiver where he caught one pass for 12 yards.

vs. New Orleans (9/15) Made a start at receiver where he tallied six receptions for 82 yards.

vs. Baltimore (9/22) Reeled in three receptions for 42 yards and his first touchdown of the season on his 10th career start while also contributing on special teams.

at N.Y. Giants (9/26) Caught three passes for 24 yards.

at Pittsburgh (10/6) Led all Cowboys receivers with seven receptions for 87 yards, both career-highs, in his 30th career game. Also reeled in a career-long 48-yard reception in the second quarter along with the game-winning touchdown. The touchdown pass with 20 seconds left was the fourth-latest go ahead score in team history (2015 Romo to Witten, :07, NYG, 1967 Reeves to Meredith, 10.; Was., 2007 Romo to Witten, :18, Det.) Four of his seven receptions resulted in a first down, a career-high.

vs. Detroit (10/13) Reeled in four receptions for 43 yards and two first downs.

at San Francisco (10/27) Caught three passes for 44 yards.

at Atlanta (11/3) Recorded three receptions for 19 yards and one touchdown.

vs. Philadelphia (11/10) Logged three receptions for 14 yards.

vs. Houston (11/18) Tallied two catches for 21 yards.

at Washington (11/24) Caught two passes for 22 yards and a touchdown.

vs. N.Y. Giants (11/28) Recorded two catches for 41 yards.

vs. Cincinnati (12/9) Played as a reserve on offense.

at Carolina (12/15) Registered one catch for 11 yards and a touchdown in his 20th career start.

vs. Tampa Bay (12/22) Caught two passes for 20 yards and a touchdown in his 40th career game.

9 KaVontae Turpin, WR

Games/Starts: 2024-15/2 Career-48/2

	Receiving					Rushing				
	Rec.	Yds.	Avg.	Lg	TD	Att.	Yds.	Avg.	Lg	TD
Last Game	1	7	7.0	7	0	3	11	3.7	12	0
2024	27	351	13.0	64t	2	13	69	5.3	16	0
Career	40	487	12.2	64t	5	27	196	7.3	46	1

	Punt Returns					Kickoff Returns					
	No.	Yds.	Avg.	FC	Lg	TD	No.	Yds.	Avg.	Lg	TD
Last Game	2	20	10.0	1	18	0	24	826	34.4	99t	1
2024	17	186	10.9	16	60t	1	55	1,626	29.6	99t	1
Career	59	568	9.6	64	60t	1	55	1,626	29.6	99t	1

	Special Teams								
	Solo	Asst	-	Tot	FF	FR	BP	BFG	BXP
Career	1	0	-	1					

at Cleveland (9/8) Saw action on offense but predominately served as the teams KR/PR on special teams. Returned one kickoff for 34 yards and returned five punts for 96 yards and a touchdown. His 60-yard punt return for a touchdown was the first touchdown return of his career and the longest punt return of his career. It was Dallas' first punt return for a touchdown since 2017, when Ryan Switzer had an 83-yard touchdown return against Washington (11/30). The last time Dallas had a punt return for a touchdown in the season opener was in 1992 when Kelvin Martin returned a punt for a touchdown against Washington (9/7). Turpin became the fourth player in Cowboys history to record a punt return touchdown, a rushing touchdown and a receiving touchdown with the team. Only Bob Hayes, Kevin Williams and Wane McGarity have accomplished all three.

vs. New Orleans (9/15) Played in his 35th career game where he primarily served as the teams returner, tallying one kickoff return for 35 yards. Also caught two passes for four yards and registered one carry for two yards.

vs. Baltimore (9/22) Tallied career-highs in receptions (three) and receiving yards (51) while recording his fourth career touchdown reception, first of the season.

at N.Y. Giants (9/26) Served as the team's primary returner on where he fair caught one punt and was a reserve receiver.

at Pittsburgh (10/6) Reeled in a career-best four receptions for 50 yards, the second-most of his career. Added one kickoff return for 38 yards.

vs. Detroit (10/13) Made his first career start and caught four passes for 24 yards and added one rush attempt for six yards. Returned four kicks for 194 yards, the sixth-most kick return yards in a game in franchise history. The last Cowboys player with more kickoff return yards was Felix Jones in 2008 (247; vs. Phi 9/15). Returned a career-long 79-yard kick. His previous career-long kick return was 63 yards twice - 2023 against the LA Rams (10/29) and 2022 at Philadelphia (10/16). Averaged 48.5 yards-per-return on kickoffs, the highest kickoff return average in franchise history (min. three kick returns).

at San Francisco (10/27) Caught one pass for 16 yards and tallied one rush for 11 yards on offense while adding one punt return for 13 yards and five kickoff returns for 115 yards on special teams.

at Atlanta (11/3) Recorded three receptions for 36 yards while also notching three punt returns for 37 yards and one kick return for 28 yards on special teams.

vs. Philadelphia (11/10) Served as the team's returner, returning two kickoffs for 83 yards.

vs. Houston (11/18) Reeled in three receptions for a career-high 86 receiving yards. Caught a career-long 64-yard touchdown in the second quarter. His previous long was 34 yards against Washington. Also added two kick returns for 56 yards.

at Washington (11/24) Returned a 99-yard kickoff for a touchdown in the fourth quarter, his first career kickoff return touchdown. He is the second player in franchise history to record a rushing touchdown, receiving touchdown, punt return touchdown and kickoff return touchdown in a career, joining Kevin Williams. Turpin's 99-yard kick return for a touchdown was the team's first since Tony Pollard had a 100-yard kickoff return score in 2021 against Las Vegas (11/25) on Thanksgiving Day.

vs. N.Y. Giants (11/28) Recorded four catches for a team-leading 53 yards.

vs. Cincinnati (12/9) Tallied one catch for 16 yards and added two rushes for 15 yards while also adding one punt return for 20 yards.

at Carolina (12/15) Registered two carries for 27 yards while also adding three kickoff returns for 64 yards and two punt returns for five yards.

vs. Tampa Bay (12/22) Made his second career start where he logged one reception for seven yards and three carries for 11 yards on offense while also adding two punt returns for 20 yards on special teams.

42 Deuce Vaughn, RB

Games/Starts: 2024-6/0 Career-13/0

	Rushing					Receiving				
	Att.	Yds.	Avg.	Lg	TD	Rec.	Yds.	Avg.	Lg	TD
Last Game										
2024	11	33	3.0	7	0	3	18	6.0	8	0
Career	34	73	2.1	13	0	10	58	5.8	11	0

	Punt Returns					Kickoff Returns					
	No.	Yds.	Avg.	FC	Lg	TD	No.	Yds.	Avg.	Lg	TD
Career	4	19	4.8	1	11	0					

at Cleveland (9/8) Registered one carry for four yards and saw action on special teams.

vs. New Orleans (9/15) Added four carries for 11 yards and one reception for six yards while seeing limited action on special teams.

vs. Baltimore (9/22) Played in his 10th career game where he carried the ball twice for five yards and added one reception for eight yards.

at N.Y. Giants (9/26) Saw limited action on offense and special teams.

at Pittsburgh (10/6) and vs. Detroit (10/13) Inactive.

at San Francisco (10/27) Did not play.

at Atlanta (11/3) Saw limited snaps on special teams.

vs. Philadelphia (11/10) Inactive.

vs. Houston (11/18) Tallied four carries for 13 yards and added one catch for four yards.

at Washington (11/24), vs. N.Y. Giants (11/28), vs. Cincinnati (12/9), at Carolina (12/15) and vs. Tampa Bay (12/22) Inactive.

41 Nick Vigil, LB

Games/Starts: 2024-14/1 Career-111/54

	Solo	Tackles		Sks/ Yds	Tk/ Loss	QB Prs	PBU	FF-FR
		Asst	Tot					
Last Game.....	5	5	10			1		
2024.....	7	8	15			1		
Career.....	260	179	439	5.0(-22)	16(-56)	11	17	2-5

Career	Interceptions					Fumble Recoveries				
	No.	Yds.	Avg.	Lg	TD	No.	Yds.	Avg.	Lg	TD
Career.....	3	72	24.0	38t	1	5	13	2.6	13	0

Last Game	Special Teams							
	Solo	Asst	Tot	FF	FR	BP	BFG	BXP
2024.....	2	4	6					
Career.....	12	15	27					

- Signed to Dallas' active roster from the practice squad on Oct. 5.
- at Cleveland (9/8)** Elevated from the practice squad and played on both defense and special teams, making his debut in a Cowboys uniform. Made two tackles, one on defense and the other on special teams.
- vs. New Orleans (9/15)** Elevated from the practice squad for the second time this season where he saw action on defense and special teams.
- vs. Baltimore (9/22)** Elevated from the practice squad for the third time where he played on special teams in his 100th career game and notched a special teams tackle.
- at Pittsburgh (10/6)** Contributed on special teams.
- vs. Detroit (10/13)** Tallied two defensive tackles and also played on special teams.
- at San Francisco (10/27)** Contributed on special teams.
- at Atlanta (11/3)** Played on special teams where he tallied two tackles.
- vs. Philadelphia (11/10)** Saw action as a reserve linebacker where he tallied two tackles and contributed on special teams.
- vs. Houston (11/18)** Played on multiple phases of special teams where he recorded one tackle.
- at Washington (11/24)** Contributed on special teams where he assisted on one tackle.
- vs. N.Y. Giants (11/28)** Saw action on special teams.
- vs. Cincinnati (12/9)** Was a key contributor on special teams.
- at Carolina (12/15)** Contributed on special teams in his 110th career game.
- vs. Tampa Bay (12/22)** Started in his first game as a Cowboy in place of an injured Eric Kendricks. Led the team with a season-high 10 tackles and added one quarterback pressures

79 Matt Waletzko, T

Games/Starts: 2024-6/0 Career-10/0

- at Cleveland (9/8), vs. New Orleans (9/15), vs. Baltimore (9/22), at N.Y. Giants (9/26), at Pittsburgh (10/6), vs. Detroit (10/13), at San Francisco (10/27) and at Atlanta (11/3)** Inactive.
- vs. Philadelphia (11/10)** Played one offensive snap as a reserve.
- vs. Houston (11/18)** Inactive.
- at Washington (11/24)** Played one special teams snap as a reserve.
- vs. N.Y. Giants (11/28)** Played two offensive snaps as a reserve and added protection on the field goal unit for special teams.
- vs. Cincinnati (12/9)** Contributed on the field goal unit for special teams.
- at Carolina (12/15)** Saw action on field goal unit for special teams and played a series on the offensive line in the fourth quarter.
- vs. Tampa Bay (12/22)** Contributed on special teams field goal unit in his 10th career game.

92 Carlos Watkins, DT

Games/Starts: 2024-14/0 Career-85/37

	Solo	Tackles		Sks/ Yds	Tk/ Loss	QB Prs	PBU	FF-FR
		Asst	Tot					
Last Game.....	0	1	1					
2024.....	3	10	13			2		
Career.....	76	80	156	6.0(-29)	16(-46)	14	7	1-3

Career	Interceptions					Fumble Recoveries				
	No.	Yds.	Avg.	Lg	TD	No.	Yds.	Avg.	Lg	TD
Career.....	1	29	29.0	29t	1	3	0	0.0	0	0

- Signed with Dallas on Sept. 18
- vs. Baltimore (9/22)** Played in his first game back in a Cowboys uniform four days later as a reserve defensive lineman.
- at N.Y. Giants (9/26)** Saw action as a reserve on the defensive line.
- at Pittsburgh (10/6)** Recorded two tackles.
- vs. Detroit (10/13)** Tallied one tackle and one quarterback pressure.
- at San Francisco (10/27)** Made two tackles.
- at Atlanta (11/3)** Played as a reserve and made one tackle.
- vs. Philadelphia (11/10)** Logged a season-high four tackles on defense.
- vs. Houston (11/18)** Recorded two tackles as a reserve in his 80th career game.
- at Washington (11/24)** Played as a reserve defensive lineman and saw action on special teams.
- vs. N.Y. Giants (11/28)** Saw action as a reserve on defense where he logged one quarterback pressures and assisted on special teams.
- vs. Cincinnati (12/9)** Played as a reserve defensive end and contributed on special teams.
- at Carolina (12/15)** Contributed as a reserve on the defensive line and also played on special teams.
- vs. Tampa Bay (12/22)** Made one tackle as a reserve on defense.

91 Tyrus Wheat, DE

Games/Starts: 2024-8/0 Career-20/0

Last Game	Solo	Tackles		Sks/ Yds	Tk/ Loss	QB Prs	PBU	FF-FR
		Asst	Tot					
2024.....	6	7	13	0.5(0)	1(-1)	7		
Career.....	8	7	15	0.5(0)	1(-1)	7		

Last Game	Special Teams							
	Solo	Asst	Tot	FF	FR	BP	BFG	BXP
2024.....	0	1	1					
Career.....	4	1	5			1		

- at Cleveland (9/8)** Registered two tackles on defense and made one tackle on special teams.
- vs. New Orleans (9/15)** Primarily played on special teams while also tallying two tackles on defense.
- vs. Baltimore (9/22) and at N.Y. Giants (9/26)** Inactive.
- at Pittsburgh (10/6)** Saw a more prominent role on the defensive line when Marshawn Kneeland exited the game early with a knee injury. Capitalized on his reps, contributing four tackles, a half sack, one tackle for loss and three quarterback pressures.
- vs. Detroit (10/13)** Logged three tackles and two pressures.
- at San Francisco (10/27)** Made two tackles and tallied a quarterback pressure.
- at Atlanta (11/3)** Served as a reserve on the defensive line where he made one tackle and added one quarterback pressure.
- vs. Philadelphia (11/10)** Played as a reserve defensive end and recorded one tackle.
- vs. Houston (11/18)** Saw limited action on special teams in his 20th career game.
- at Washington (11/24)** Inactive.
- vs. N.Y. Giants (11/28)** Did not play.
- vs. Cincinnati (12/9), at Carolina (12/15) and vs. Tampa Bay (12/22)** Inactive.

54 Sam Williams, DE

Games/Starts: 2024-0/0-IR Career-32/0

2024	Solo	Tackles		Sks/ Yds	Tk/ Loss	QB Prs	PBU	FF-FR
		Asst	Tot					
2024.....								
Career.....	20	19	39	8.5(-53)	9(-21)	37	1	2-3

Career	Special Teams							
	Solo	Asst	Tot	FF	FR	BP	BFG	BXP
Career.....	4	0	4			1		

- Tore the ACL in his left knee during a training camp practice. Underwent surgery later in the summer and spent the season on Reserve/Injured.

6 Donovan Wilson, S

Games/Starts: 2024-15/15 Career-81/58

	Solo	Tackles		Sks/ Yds	Tkl/ Loss	QB Prs	PBU	FF-FR
		Asst	Tot					
Last Game.....	1	2	-	4	1.0(-4)		1	
2024.....	38	49	-	88	3.5(-29)	2(-2)	9	5
Career.....	246	143	-	390	12.0(-89)	9(-21)	25	15

	No.	Interceptions				Fumble Recoveries				
		Yds.	Avg.	Lg	TD	No.	Yds.	Avg.	Lg	TD
Last Game.....										
2024.....	1	0	0.0	0	0	1	0	0.0	0	0
Career.....	6	5	0.8	5	0	6	0	0.0	0	0

	Solo	Asst	Tot	Special Teams				
				FF	FR	BP	BFG	BXP
Career.....	10	1	-	11				

at Cleveland (9/8) Started at safety where he recorded two tackles and a pass breakup.

vs. New Orleans (9/15) Made his 45th career start where he tallied seven tackles one interception and a pass breakup.

vs. Baltimore (9/22) Notched eight tackles, a season high.

at N.Y. Giants (9/26) Registered six tackles and one quarterback pressure.

at Pittsburgh (10/6) Recorded seven tackles and one tackle for loss.

vs Detroit (10/13) Tallied six tackles and his first sack of the season for nine yards. Now has 9.5 career sacks, third-most by a Cowboys safety since 1982.

at San Francisco (10/27) Notched six tackles and added one quarterback pressure in his 50th career start.

at Atlanta (11/3) Registered eight tackles, one tackle for loss, one quarterback pressure and a fumble recovery. The fumble recovery was recovered off a Carl Lawson strip sack, marking Wilson's sixth career fumble recovery.

vs. Philadelphia (11/10) Logged four tackles and one quarterback pressure in his 75th career game.

vs. Houston (11/18) Recorded six tackles, two quarterback pressures and one pass breakup.

at Washington (11/24) Tallied five tackles and two quarterback pressures while also adding one forced fumble that was recovered by Eric Kendricks. It marked his seventh career forced fumble, tied for fifth all-time among Cowboys defensive backs.

vs. N.Y. Giants (11/28) Recorded five tackles, one sack and a pass breakup. Registered the sack in the second quarter and now has 10.5 career sacks, fourth all-time by a Cowboys defensive back.

vs. Cincinnati (12/9) Registered eight tackles, a half sack, one pressure and a forced fumble. Achieved 11.0 career sacks, tied with Darren Woodson for third all-time by a Cowboys defensive back.

at Carolina (12/15) Logged six tackles in his 80th career game.

vs. Tampa Bay (12/22) Notched four tackles, one sack and a pass breakup. Tallied his third sack of the season, achieving 12.0 career sacks, moving past Darren Woodson (11.0) and Orlando Sacandrick (11.5) for the second-most sacks by a defensive back in Cowboys history.