



NEWS RELEASE

ONE COWBOYS WAY ★ FRISCO, TEXAS 75034 ★ P:972.497.4959 ★ WWW.DALLASCOWBOYS.COM

REGULAR SEASON GAME #1 - SUNDAY, SEPTEMBER 8, 2024
DALLAS COWBOYS AT CLEVELAND BROWNS
CLEVELAND BROWNS STADIUM - CLEVELAND, OHIO - 3:25 P.M. (CDT)



FOX SPORTS/FOX 4 DFW

Play-By-Play: Kevin Burkhardt
Analyst: Tom Brady
Sideline Reporter: Erin Andrews
Sideline Reporter: Tom Rinaldi



KRLD-FM 105.3 THE FAN

Play-By-Play: Brad Sham
Analyst: Babe Laufenberg
Sideline Reporter: Kristi Scales



KMVK-FM 107.5 Mega

Play-By-Play: Victor Villalba
Analyst: Luis Perez



COMPASS MEDIA (National)

Play-By-Play: Kevin Ray
Analyst: Steve Beuerlein

★ COWBOYS PR ON TWITTER ★

The official Twitter account of the Dallas Cowboys Public Relations team (@DallasCowboysPR) will provide pertinent stats, information, transactions, game updates and more throughout the week and on gamedays. Follow us for the most up-to-date info related to the Cowboys organization.

PUBLIC RELATIONS CONTACTS

Tad Carper.....972-497-4953.....tcarper@dallascowboys.net
Scott Agulnek.....972-497-4956..... sagulnek@dallascowboys.net
Dave Abbruzese972-497-4355.. dabbruzese@dallascowboys.net
Bronte Hermesmeier .972-497-4252.. bhermesmeier@dallascowboys.net
Sara Littlejohn.....972-497-4803..... slittlejohn@dallascowboys.net
Kalie Smith972-497-4803..... kjsmith@dallascowboys.net
Emily Robbins.....972-497-4359..... erobbins@dallascowboys.net
Whitney Faulkner....972-497-4955..... wfaulkner@dallascowboys.net
Allie Christmann972-497-4259.. achristmann@dallascowboys.net



QUICK FACTS:

DALLAS COWBOYS (0-0)

AT

CLEVELAND BROWNS (0-0)



Regular Season Series Record:

Cleveland leads the series 16-13

Last Meeting:

Cleveland 49, @ Dallas 38, Oct. 4, 2020

Last Meeting in Cleveland:

Dallas 35, Cleveland 10, Nov. 6, 2016

Last Cowboys Win:

Dallas 35, @ Cleveland 10, Nov. 6, 2016

Series Streak:

Dallas has won four of the last five contests.

★ BY THE NUMBERS ★

+10

Dallas has finished +10-or-better in turnover differential for three consecutive seasons (2021-23), the longest such streak in franchise history. The Cowboys were the first NFL team with a +10 turnover margin in three straight seasons since Kansas City from 2015-17.

40

The Dallas Cowboys enter their 65th season with a 40-23-1 record on opening day, a .633 win percentage (.633) that ranks second in NFL history, trailing Denver's .656 win rate (40-22-1).

29.9

In Head Coach Mike McCarthy's first year as the play caller in 2023, the Dallas Cowboys led the NFL with 29.9 points-per-game. Dallas has led the league in scoring in two of the last three seasons (2021 and 2023).

★ THIS WEEK'S SCHEDULE ★

Wednesday, Sept. 4

11:30 a.m. Coach McCarthy press conference
12:20 p.m. First portion of practice open to media
1:50 p.m. Player availability

Thursday, Sept. 5

11:10 a.m. Coach McCarthy press conference
12:05 p.m. First portion of practice open to media
2:05 p.m. Player availability

Friday, Sept. 6

12:30 p.m. Coach McCarthy conference call
TBD Player conference call

Saturday, Sept. 7

Team travel to Cleveland

Sunday, Sept. 8

3:25 p.m. Kickoff at Cleveland Browns

★ DALLAS COWBOYS OMG ★

The Dallas Cowboys website can be found at www.NFLOMG.com. Please follow the link and click on the Cowboys logo to access the team's page.

The Cowboys site contains the complete 2024 Media Guide, all weekly game notes and packets, player bios and rosters, Cowboys staff information and bios, weekly flip cards, a game tracker, all team and individual records and statistics, historical information, daily press releases and much more.

username: cowboysguest
password: cowboys2024

★ TABLE OF CONTENTS ★

Radio and TV broadcast info	1
Dallas Cowboys media schedule	1
Dallas Cowboys OMG info	1
Cowboys PR contact info	1
Dallas Cowboys 2024 schedule	2
This Week's Uniform Matchup	2
What to watch for	3
Mike McCarthy Facts and Figures	4
2024 Coaching Staff	4
Mike McCarthy coaching record	5
Head coach bios	5
Season Opener History	6
2024 Draft Picks/Free agency additions	7
Series history	8
AT&T Stadium stats and figures	9
A Championship Tradition	10
Pro Bowl Numbers	10
Individual Notes	11-25
Dak Prescott	11-14
CeeDee Lamb	15-17
Jake Ferguson	17
Offensive Notes	18
Trevon Diggs/DaRon Bland	19
Micah Parsons	20-21
Defensive Notes	21-23
Special Teams Notes	24-25
Unofficial Depth Chart	27
Pronunciation Guide	28
Alphabetical Roster	28
Numerical Roster	29
Positional Roster	30
How The Cowboys Were Built	31
Contract Status	32
Contract Analysis	33
When The Cowboys Were Built	34
Transactions by Date	34
Transactions by Player	35
Team and Individual Stats	36-45
2023 Regular Season/Defensive Stats	37-38
2024 Preseason Stats	39-40
Non-Media Guide Bios	41-53

2024 DALLAS COWBOYS SCHEDULE

DATE	REGULAR SEASON (TV)	KICKOFF
Sun., Sept. 8	@ Cleveland Browns (FOX)	3:25 p.m.
Sun., Sept. 15	NEW ORLEANS SAINTS (FOX)	Noon
Sun., Sept. 22	BALTIMORE RAVENS (FOX)	3:25 p.m.
Thurs., Sept. 26	@ New York Giants (Prime Video)	7:15 p.m.
Sun., Oct. 5	@ Pittsburgh Steelers (NBC)*	7:20 p.m.
Sun., Oct. 13	DETROIT LIONS (FOX)	3:25 p.m.
Sun., Oct. 20	BYE	
Sun., Oct. 27	@ San Francisco 49ers (NBC)*	7:20 p.m.
Sun., Nov. 3	@ Atlanta Falcons (FOX)	Noon
Sun., Nov. 10	PHILADELPHIA EAGLES (CBS)	3:25 p.m.
Mon., Nov. 18	HOUSTON TEXANS (ESPN)	7:15 p.m.
Sun., Nov. 24	@ Washington Commanders (FOX)	Noon
Thurs., Nov. 28	NEW YORK GIANTS (FOX)	3:30 p.m.
Mon., Dec. 9	CINCINNATI BENGALS (ESPN)*	7:15 p.m.
Sun., Dec. 15	@ Carolina Panthers (FOX)	Noon
Sun., Dec. 22	TAMPA BAY BUCCANEERS (NBC)*	7:20 p.m.
Sun., Dec. 29	@ Philadelphia Eagles (FOX)	3:25 p.m.
Jan. 4/5	WASHINGTON COMMANDERS	TBD

Home Games in BOLD

Game times and television broadcasts are subject to change
 * Select Prime Time games subject to change, Week 18 TBD

★ UNIFORM MATCHUP ★

Below is this week's uniform matchup between the Dallas Cowboys at Cleveland Browns:



★ DALLASCOWBOYS.COM ★



The Dallas Cowboys official website offers the best collection of timely articles, press conferences and videos, combined with the best spot to purchase tickets and order merchandise from the Cowboys Pro Shop. From the latest news to the latest apparel, there is no better place to visit than DallasCowboys.com.

To view the latest press conferences featuring coaches, player interviews from daily locker room sessions, radio interviews with Cowboys front office executives and Dallas Cowboys game highlights, visit <https://www.dallascowboys.com/all-media/>



@dallascowboys /dallascowboys @dallascowboys @DallasCowboys @dallascowboys

★ WHAT TO WATCH FOR IN WEEK 1 ★

3

BRANDIN COOKS

- * With a 1,000-yard season in 2024, Brandin Cooks will become the first player in NFL history to record 1,000 receiving yards in a season with five different teams (New Orleans, New England, LA Rams, Houston and possibly Dallas).
- * Since Cooks entered the league in 2014, his 36 career receptions of 40-plus yards are tied for third in the NFL during that span, trailing Tyreek Hill (49) and Mike Evans (38).

4

DAK PRESCOTT

- * With 541 passing yards, Dak Prescott will reach 30,000 career passing yards and become the sixth quarterback in NFL history to reach 30,000 passing yards in his first 115 career games, joining Matthew Stafford (31,731), Dan Marino (30,322), Kurt Warner (30,263), Kirk Cousins (30,141) and Peyton Manning (30,046).
- * In 2023 Prescott became the first quarterback in Cowboys history to lead the NFL outright in touchdown passes (36). Prescott has thrown at least 30 touchdowns in three seasons, joining Tony Romo (four seasons) as the only two quarterbacks in franchise history with at least three seasons of 30-plus touchdown throws.
- * Prescott threw for a career-high 502 yards in 2020 against the Browns, the second-most in a game in franchise history. Tony Romo has the record with 506 passing yards against Denver in 2013.
- * Prescott set the club record for passing yards in a season opener when he threw for 405 yards in a win over the N.Y. Giants in 2019.

7

TREVON DIGGS

- * Trevon Diggs, who suffered a season-ending knee injury leading up to Week 3 last season, leads the NFL with 15 interceptions since 2021, despite not playing the final 14 games of the 2023 season.

11

MICAH PARSONS

- * Micah Parsons tallied a career-high 14.0 sacks in 2023, tied for seventh in the NFL. He joined Reggie White as the only two players since 1982 with 13.0-plus sacks in each of their first three seasons.
- * In three season openers, Parsons has recorded 3.0 sacks. His career-high in season openers was in 2022 against Tampa Bay, when he took down Tom Brady for 2.0 sacks.
- * Parsons needs 9.5 sacks in 2024 to become the sixth NFL player since 1982 with 50-plus sacks in a player's first four seasons, joining Reggie White (70.0), Derrick Thomas (58.0), J.J. Watt (57.0), DeMarcus Ware (53.5) and Dwight Freeney (51.0).

50

ERIC KENDRICKS

- * Eric Kendricks, who played under Defensive Coordinator Mike Zimmer for seven years in Minnesota, has topped 100 tackles in eight consecutive seasons, the second-longest active streak in the NFL behind Bobby Wagner (12 seasons).

88

CEEDEE LAMB

- * CeeDee Lamb led the NFL with 135 receptions in 2023. With 100 receptions in 2024, Lamb would join Brandon Marshall and Michael Thomas as the only three players in NFL history to record 100 receptions in three of their first five seasons.
- * Lamb's receiving numbers continue to increase with each season he plays. Lamb and Reggie Wayne are the only first round picks since 1967 to increase their receptions, receiving yards and receiving touchdown totals in each of the three seasons following their rookie year.
- * Lamb has 10 career games with 10-or-more receptions, the second-most 10-catch games in franchise history. Lamb needs 10 receptions on Sunday to tie Jason Witten (11) for the most 10-catch games in team history.



DALLAS COWBOYS

- * Dallas is 40-23-1 (.633) all-time in season openers, the second-highest winning percentage in the league for season openers behind Denver (40-22-1, .645).
- * In 64 years of Cowboys football, there have been three matchups between the Dallas Cowboys and Cleveland Browns on opening weekend (1967, 1991, 2008). All three matchups have been played in Cleveland, and all three contests resulted in Dallas wins.
- * The last time the Cowboys and Browns played was in 2020 at AT&T Stadium. The two teams combined for 1,074 total yards, the most combined yards in any game in Cowboys history.
- * Mike McCarthy needs 10 wins for his 12th career 10-win season. It would be the fifth-most 10-win seasons in NFL history behind Bill Belichick (20), Don Shula (20), Andy Reid (18) and Tom Landry (16).

MIKE McCARTHY

Head Coach

Baker University
Head Coach: 18th Year • NFL: 31st Year • Cowboys: 5th Year



★ WINNING HEAD COACH ★

The Dallas Cowboys named Mike McCarthy the ninth head coach in franchise history on Jan. 5, 2020. Along with 13 years of head coaching experience and 13 additional years as an assistant coach in the NFL, McCarthy came to Dallas with a 125-77-2 regular season coaching record - all with the Green Bay Packers (2006-18).

After a 42-25 record in four seasons with Dallas, he owns the fifth-most wins (18th all-time) and ninth-highest winning percentage (.620) among qualifying active NFL coaches. His teams have qualified for the postseason 12 times, won six NFC North Division titles and two NFC East titles, made four NFC Championship Game appearances and took home a Super Bowl XLV championship.

Most Regular Season Wins by Active Head Coach

Coach	Years	Won	Loss	Tied	Pct
Bill Belichick.....	1991-2023	302	165	0	.647
Andy Reid.....	1999-2023	258	144	1	.641
Mike Tomlin.....	2007-2023	173	100	2	.633
Pete Carroll.....	1994-2023	170	120	1	.586
Mike McCarthy.....	2006-2023	167	102	2	.620
Sean Payton.....	2006-2023	160	98	0	.620
John Harbaugh.....	2008-2023	160	99	0	.618

★ 2024 ASSISTANT COACHES ★

Booth (B); Sideline (S) OFFENSE

Brian Schottenheimer (S)	Offensive Coordinator
Jeff Blasko (B)	Run Game Coord./Running Backs
Ramon Chinyoung Sr. (S)	Asst. Offensive Line/Quality Control
Ryan Feder (B)	Asst. Quarterbacks/Game Management
Evan Harrington (S)	Offensive Asst./Minority Fellowship
Chase Haslett (B)	Pass Game Specialist
Robert Prince (S)	Pass Game Coordinator/Wide Receivers
Steve Shimko (B)	Offensive Asst./Quality Control
Eric Simonelli (S)	Head Coach Asst./Quality Control
Mike Solari (S)	Offensive Line
Scott Tolzien (B)	Quarterbacks
Lunda Wells (S)	Tight Ends

DEFENSE

Mike Zimmer (S)	Defensive Coordinator
Greg Ellis (B)	Asst. Defensive Line/Quality Control
Cristian Garcia (B)	Asst. Defensive Backs/Quality Control
Paul Guenther (S)	Defensive Run Game Coordinator
Al Harris (S)	Asst. Head Coach/Defensive Backs
Cannon Matthews (S)	Safeties
Scott McCurley (S)	Linebackers
Darian Thompson (B)	Asst. Linebackers/Quality Control
Jeff Zgonina (S)	Defensive Line

SPECIAL TEAMS

John Fassel (S)	Special Teams Coordinator
Rayna Stewart (S)	Asst. Special Teams

STRENGTH AND CONDITIONING/OPERATIONS

Harold Nash Jr. (S)	Strength and Conditioning Coordinator
Cedric Smith (S)	Asst. Strength and Conditioning
Kendall Smith (S)	Asst. Strength and Conditioning
Braylon Tatum (S)	Markus Paul Strength and Conditioning Intern
Justin Rudd (S)	Coaching Operations Manager/Football Analytics

★ TOP OF THE LINE ★

In 2023 Mike McCarthy's Cowboys ranked at the top of the league in several key categories:

1st 10-Play Drives (47)

1st Points-Per-Game (29.9)

5th Yards-Per-Game (371.6)

+10 Turnover Differential - T-5th in the NFL

★ McCARTHY'S RECORD WHEN... ★

Below is a look at Mike McCarthy's head coaching record under several different circumstances:

Regular season.....	167-102-2
Postseason.....	11-11
Overall.....	178-113-2

	Regular	Post
September.....	36-20-1	
October.....	44-20	
November.....	33-37-1	
December.....	48-21	
January.....	6-4	10-11
February.....		1-0
Playing at home.....	98-35-2	5-5
Playing on the road.....	68-67	6-6
Playing at AT&T Stadium.....	26-8	2-2
Playing in prime time.....	42-35	4-1
Thursday.....	15-8	
Saturday.....	4-1	3-2
Sunday.....	137-82-2	7-9
Monday.....	11-10	1-0
Tuesday.....	0-1	
Playing against the NFC East.....	32-17	5-2
Playing against the rest of the NFC.....	114-67-2	5-9
Playing against the AFC.....	40-30	1-0
Playing on grass surface.....	104-61-2	8-7
Playing on artificial surface.....	63-42	3-4
Post Bye.....	12-5	
Post Bye Home.....	5-1	
Post Bye Road.....	7-4	
When scoring 30-plus points.....	96-10	7-3
When team scores first.....	117-37-2	5-2
When team leads at halftime.....	131-23-1	10-2

★ McCARTHY'S HEAD COACHING RECORD AND COACHING EXPERIENCE ★

Year	Team	Regular Season				Result	Postseason				McCarthy vs. NFL (Reg. Season)				
		W	L	T	Pct.		W	L	Pct.	Result	Team	W	L	T	PCT.
2006	Green Bay	8	8	0	.500	2nd NFC North					Arizona	3	5	0	0.375
2007	Green Bay	13	3	0	.813	1st NFC North	1	1	.500	NFC Championship Game	Atlanta	5	4	0	0.556
2008	Green Bay	6	10	0	.375	3rd NFC North					Baltimore	2	2	0	0.500
2009	Green Bay	11	5	0	.688	2nd NFC North	0	1	.000	Wild Card Game	Buffalo	2	3	0	0.400
2010	Green Bay	10	6	0	.625	2nd NFC North	4	0	1.000	Super Bowl XLV	Carolina	5	3	0	0.625
2011	Green Bay	15	1	0	.938	1st NFC North	0	1	.000	Divisional Game	Chicago	19	7	0	0.731
2012	Green Bay	11	5	0	.688	1st NFC North	1	1	.500	Divisional Game	Cincinnati	3	2	0	0.600
2013	Green Bay	8	7	1	.531	1st NFC North	0	1	.000	Wild Card Game	Cleveland	3	1	0	0.750
2014	Green Bay	12	4	0	.750	1st NFC North	1	1	.500	NFC Championship Game	Dallas	5	3	0	0.625
2015	Green Bay	10	6	0	.625	2nd NFC North	1	1	.500	Divisional Game	Denver	2	2	0	0.500
2016	Green Bay	10	6	0	.625	1st NFC North	2	1	.667	NFC Championship Game	Detroit	20	7	0	0.741
2017	Green Bay	7	9	0	.438	3rd NFC North					Green Bay	0	1	0	0.000
2018	Green Bay	4	7	1	.375						Houston	3	1	0	0.750
2020	Dallas	6	10	0	.375	3rd NFC East					Indianapolis	2	2	0	0.500
2021	Dallas	12	5	0	.714	1st NFC East	0	1	.000	Wild Card Game	Jacksonville	2	2	0	0.500
2022	Dallas	12	5	0	.714	2nd NFC East	1	1	.500	Divisional Game	Kansas City	2	2	0	0.500
2023	Dallas	12	5	0	.714	1st NFC East	0	1	.000	Wild Card Game	LA Chargers	5	0	0	1.000
											LA Rams	7	3	0	0.700
											Las Vegas	3	1	0	0.750
											Miami	3	2	0	0.600
											Minnesota	18	9	2	0.667
											New England	3	3	0	0.500
											New Orleans	3	4	0	0.429
											N.Y. Giants	11	3	0	0.786
											N.Y. Jets	3	1	0	0.750
											Philadelphia	9	5	0	0.643
											Pittsburgh	0	4	0	0.000
											San Francisco	6	3	0	0.667
											Seattle	6	5	0	0.545
											Tampa Bay	3	4	0	0.429
											Tennessee	2	2	0	0.500
											Washington	7	6	0	0.538
											Totals	167	102	2	0.620

Year	Position, Team
1987-88	Graduate Assistant, Fort Hays State
1989-91	Graduate Assistant, Pittsburgh
1992	Wide Receivers, Pittsburgh
1993-94	Offensive Quality Control, Kansas City Chiefs
1995-98	Quarterbacks, Kansas City Chiefs
1999	Quarterbacks, Green Bay Packers
2000-04	Offensive Coordinator, New Orleans Saints
2005	Offensive Coordinator, San Francisco 49ers
2006-18	Head Coach, Green Bay Packers
2020-23	Head Coach, Dallas Cowboys

★ HEAD COACHES ★

MIKE McCARTHY (167-102-2, 18th Year, 42-25 with Dallas)

The Dallas Cowboys named Mike McCarthy the ninth head coach in franchise history on Jan. 8, 2020, and he has led the franchise to three consecutive playoff appearances for the first time since 1991-96. He also won 12 games in each of the last three seasons, the first time Dallas posted three consecutive 12-win seasons since 1993-95. The Cowboys 36 regular season wins since 2021 are the second-most in the NFL during the last three years, trailing only Kansas City (37).

McCarthy is in his 18th year as a head coach - 13 with Green Bay and four with Dallas - along with 13 years as an assistant coach in the NFL, including six as an offensive coordinator.

As a head coach, McCarthy has racked up a 167-102-2 regular season coaching record, and he owns the fifth-most wins (18th all-time) among active NFL coaches. His teams have qualified for the postseason 12 times, won six NFC North Division titles, two NFC East titles, made four NFC Championship Game appearances and took home a Super Bowl XLV championship held at AT&T Stadium in Arlington, Texas, following the 2010 NFL season.

In 2023 McCarthy led the charges of a team that finished 12-5 for the third straight season. En route to the team's third straight playoff berth, the Dallas offense led the league in points-per-game (29.9) while the Cowboys finished with a +10 turnover differential for the third consecutive season. During his time in Green Bay, McCarthy was known as a prolific offensive mind and the primary play-caller for the Packers. McCarthy's offense finished fourth in the NFL in total offense and third in points-per-game through his 14-year stint with the club.

McCarthy is only the fourth head coach in NFL history to lead a single franchise to eight-or-more consecutive playoff appearances, joining Tom Landry, Chuck Noll and Bill Belichick. Those eight appearances from 2009-16 were more than the rest of the NFC North Division combined over that span (Minnesota, three; Detroit, three; Chicago, one).

McCarthy's nine playoff appearances overall are the most by a Packers coach since the NFL postseason began in 1933, and he guided the Packers to a franchise-record fourth consecutive division title in 2014. With the victory over Dallas in the 2016 playoffs, McCarthy surpassed Vince Lombardi and Mike Holmgren for the most playoff victories in team history (10).

KEVIN STEFANSKI (37-30, 5th Year)

Kevin Stefanski, who is entering his fifth year with Cleveland, was named the Browns 18th head coach on Jan. 13, 2020. Prior to joining the Browns, Stefanski spent the first 14 years of his NFL career with the Minnesota Vikings, primarily coaching different positions on the offensive side of the ball.

Stefanski's 37-30 (.552) record as the Browns head coach marks the highest winning percentage for the team over a four-year stretch since 1986-89. He is only the second head coach in Browns history to post multiple seasons with at least 11 regular season wins.

The 2023 NFL Coach of the Year overcame season-ending injuries of key players to finish second in the AFC North, posting an 11-6 record and appearing in a Wild Card game. The Browns led the league in total defense (270.2 yards-per-game), passing defense (164.7), third down percentage (29.1%) and first downs allowed (253). The 270.2 net yards allowed-per-game mark the fewest allowed in an NFL season since the 2014 Seahawks (267.1).

Stefanski joined the NFL ranks in 2006, beginning a 14-year stint with the Minnesota Vikings as the assistant to the head coach and progressing through the offensive ranks as the assistant quarterbacks coach (2009-13), tight ends coach (2014-15), running backs coach (2016) and quarterbacks coach (2017-18). Stefanski took over as interim offensive coordinator in Week 15 of the 2018 season for the final three games of the season before getting the official nod as offensive coordinator in 2019.

During his tenure in Minnesota, the Vikings claimed four NFC North division titles and made six playoff appearances. As offensive coordinator in 2019, Stefanski led the Vikings to a 10-6 record, finishing as the NFC North runner-up and earning their first road playoff win since 2005. Three offensive players were selected to the Pro Bowl, including running back Dalvin Cook, fullback C.J. Ham and quarterback Kirk Cousins. Two Vikings had record breaking seasons, including Cook who rushed for 1,135 yards, only the eighth Viking to rush for 1,000 yards in a single season, and wide receiver Stefon Diggs who set a career-high with 1,130 receiving yards.

A native of Philadelphia, Pa., Stefanski was part of three Ivy League titles at the University of Pennsylvania as one of the team's safeties.

★ SEASON OPENERS ★

The Dallas Cowboys enter their 65th season with the second-highest opening-day win percentage (.633), trailing Denver's .656 win rate. Dallas' 40 opening-day wins are tied for sixth all-time in NFL history.

Dallas won 17 consecutive season-opening games from 1965-81, the longest opening-day win streak in league history.

The Cowboys opened the 2023 campaign with a 40-0 victory at the New York Giants, the largest shutout in franchise history and the fifth team in NFL history to open the season with a shutout of 40-plus points on the road - first since 1999.

This year Dallas will hit the road to face the Cleveland Browns as part of FOX Sports' America's Game of the Week. The Cowboys and Browns have opened the season against each other three times, with Dallas holding a 3-0 record.

Highest Winning Percentage - Season Openers

Team	G	W/L	Win%
Denver Broncos	63	40-22-1	.645
Dallas Cowboys	64	40-23-1	.633
Green Bay Packers.....	91	51-38-2	.573
Baltimore Ravens.....	28	16-12	.571
New England Patriots	62	35-27	.565
Minnesota Vikings.....	63	35-27-1	.565

★ COACHES ON OPENING DAY ★

Below is a coach-by-coach look at how the leader of the Cowboys fared on opening day:

Coach	Years	W	L	T	Win Pct	1st Game	Lng Win Strk	Lng Loss Strk
Tom Landry	1960-88	22	6	1	.776	L	17	2
Jimmy Johnson ..	1989-93	3	2	0	.600	L	3	1
Barry Switzer	1994-97	3	1	0	.750	W	2	1
Chan Gailey	1998-99	2	0	0	1.000	W	2	0
Dave Campo	2000-02	0	3	0	.000	L	0	3
Bill Parcells.....	2003-06	1	3	0	.250	L	1	2
Wade Phillips	2007-10	3	1	0	.750	W	3	1
Jason Garrett	2011-19	5	4	0	.555	L	2	1
Mike McCarthy ...	2020-23	1	3	0	.250	L	1	3
Totals	1960-23	40	23	1	.633		17	3

Mike McCarthy posted a 9-4 record in 13 career opening day games as a head coach of the Green Bay Packers, a winning percentage (.692) that was tied for fourth in the NFL over the span of his tenure in Green Bay. He is 1-3 on opening day in his Cowboys tenure and most recently led Dallas to a 40-0 shutout at the N.Y. Giants in the 2023 season opener.

★ DAL VS. CLE - OPENING DAY ★

In 64 years of Cowboys football, there have been three matchups between the Dallas Cowboys and Cleveland Browns on opening weekend. All three matchups have been played in Cleveland, and all three contests resulted in Dallas wins.

The first ever season opening contest between Dallas and Cleveland occurred in 1967, resulting in a Cowboys 21-14 victory. Their last opening weekend matchup was in 2008, a 28-10 win for Dallas.

Date	Opp/ Loc.	Dal W/L	Score	Date	Opp/ Loc.	Dal W/L	Score
9/17/67	Cle	W	21-14	9/7/08	Cle	W	28-10
9/1/91	Cle	W	26-14				

★ OPENING DAY PERFORMANCES ★

As the Dallas Cowboys prepare to open their 65th season, let's take a look back at Dallas' top team and individual performances on opening day:

TEAM Total Yards

Date	Opponent	Score	W/L	Total Yards
9/4/78	vs. Baltimore	38-0	W	583
9/15/68	vs. Detroit	59-13	W	542
9/12/99	at Washington	41-35 (OT)	W	541
9/18/66	vs. N.Y. Giants	52-7	W	518
9/8/19	vs. N.Y. Giants	35-17	W	494

Total Rushing Yards

Date	Opponent	Score	W/L	Rush Yards
9/4/78	vs. Baltimore	38-0	W	278
9/4/95	at N.Y. Giants	35-0	W	232
9/6/81	at Washington	26-10	W	206
9/15/74	at Atlanta	24-0	W	205
9/20/70	at Philadelphia	17-7	W	198

Total Passing Yards

Date	Opponent	Score	W/L	Pass Yards
9/8/19	vs. N.Y. Giants	35-17	W	405
9/9/21	at Tampa Bay	29-31	L	391
9/15/68	vs. Detroit	59-13	W	381
9/18/66	vs. N.Y. Giants	52-7	W	374
9/12/99	at Washington	41-35 (OT)	W	355

Points Scored

Date	Opponent	PF	PA	W/L
9/15/68	vs. Detroit	59	13	W
9/18/66	vs. N.Y. Giants	52	7	W
9/19/71	at Buffalo	49	37	W
9/9/07	vs. N.Y. Giants	45	35	W
9/9/85	vs. Washington	44	14	W

INDIVIDUAL Total Rushing Yards

Date	Opponent	Score	W/L	Player	Rush Yards
9/4/94	at Pittsburgh	26-9	W	E. Smith	171
9/4/95	at N.Y. Giants	35-0	W	E. Smith	163
9/5/83	at Washington	31-30	W	T. Dorsett	151
9/4/78	vs. Baltimore	38-0	W	T. Dorsett	147
9/7/92	vs. Washington	23-10	W	E. Smith	140

Rushing TD

Date	Opponent	Score	W/L	Player	Rush TD
9/4/95	at N.Y. Giants	35-0	W	E. Smith	4
9/19/71	at Buffalo	49-37	W	C. Hill	4
--	--	--	--	Many tied	2

Total Passing Yards

Date	Opponent	Score	W/L	Player	Pass Yards
9/8/19	vs. N.Y. Giants	35-17	W	D. Prescott	405
9/9/21	at Tampa Bay	29-31	L	D. Prescott	403
9/12/99	at Washington	41-35 (OT)	W	T. Aikman	362
9/18/66	vs. N.Y. Giants	52-7	W	D. Meredith	358
9/12/04	at Minnesota	17-35	L	V. Testaverde	355

Passing TD

Date	Opponent	Score	W/L	Player	Pass TD
9/12/99	at Washington	41-35	W	T. Aikman	5
9/18/66	vs. N.Y. Giants	52-7	W	D. Meredith	5
--	--	--	--	Many tied	4

Total Receiving Yards

Date	Opponent	Score	W/L	Player	Rec. Yards
9/16/62	vs. Washington	35-35	T	F. Clarke	241
9/18/66	vs. N.Y. Giants	52-7	W	B. Hayes	195
9/8/19	vs. N.Y. Giants	35-17	W	M. Gallup	158
9/24/60	vs. Pittsburgh	28-35	L	J. Doran	154
8/31/97	at Pittsburgh	37-7	W	M. Irvin	153

Receiving TD

Date	Opponent	Score	W/L	Player	Rec. TD
9/16/62	vs. Washington	35-35	T	F. Clarke	3
9/18/66	vs. N.Y. Giants	52-7	W	D. Reeves	3
--	--	--	--	Many tied	2

★ 2024 DRAFT PICKS ★

The Dallas Cowboys had nine total picks in the 2024 NFL Draft. Below is a snapshot of Dallas' 2024 Draft Class:

2024 Draft Choices

RND. (#)	PLAYER	POS.	COLLEGE
1. (29)	Tyler Guyton	T	Oklahoma
<i>Choice from Detroit along with a third round choice in 2024 for a first round choice in 2024</i>			
2. (56)	Marshawn Kneeland	DE	Western Michigan
3. (73)	Cooper Beebe	G/C	Kansas State
<i>Choice from Detroit along with a first round choice in 2024 for a third round choice in 2024</i>			
3. (87)	Marist Liufau	LB	Notre Dame
5. (174)	Caelen Carson	CB	Wake Forest
6. (216)	Ryan Flournoy	WR	SE Missouri State
7. (233)	Nate Thomas*	G/T	Louisiana
7. (244)	Justin Rogers	DT	Auburn

*bold indicates making 53-man roster; *Reserve/Injured*

Six of Dallas' eight draft picks made the initial 53-man roster in 2024, the first time since 2019 that Dallas had multiple draft picks fail to make the initial roster.

The Cowboys had one undrafted free agent make the roster in 2024 - tight end Brevyn Spann-Ford. Dallas has seen at least one of its undrafted free agents make the initial 53-man roster for all five of McCarthy's seasons in Dallas.

★ ROSTER MAKEUP ★

Over the last 10 seasons, the Cowboys opening-day 53-man roster has been constructed with an average of 84.1% veteran players and 15.9% rookies:

Season	Vet%	Rookie%	Season	Vet%	Rookie%
2024	86.8%	13.2%	2019	88.7%	11.3%
2023	79.2%	20.8%	2018	84.9%	15.1%
2022	77.4%	22.6%	2017	86.8%	13.2%
2021	83.0%	17.0%	2016	86.8%	13.2%
2020	81.1%	18.9%	2015	86.8%	13.2%

★ NFL TOP ¹⁰⁰ ★

NFL Media released its annual Top 100 list, voted on by NFL players, to identify the best in the league heading into the 2024 season. Dallas had five players make this year's Top 100 list, tied for fourth in the league. CeeDee Lamb was the highest ranked Cowboy at No. 13, up 21 spots from his No. 34 ranking in 2023. Below is the list of Cowboys who made the NFL Top 100:

Dallas Cowboys, 2024 NFL Top 100

Player	Rank	Player	Rank
WR CeeDee Lamb	13	CB DaRon Bland	31
QB Dak Prescott	16	G Zack Martin	53
DE Micah Parsons	17		

Dallas' five players tied for the fourth-most in the league. San Francisco led the pack with nine. Below are the teams with the most players on the 2024 NFL Top 100 list:

Most Players by Team, 2024 NFL Top 100

Team	Players	Team	Players
San Francisco 49ers	9	Baltimore Ravens	5
Miami Dolphins	8	Detroit Lions	5
New York Jets	6	Philadelphia Eagles	5
Dallas Cowboys	5		

36

Dallas' 36 regular season wins since 2021 are the second-most in the NFL during that span, trailing only Kansas City's 37 regular season victories.

★ ADDING EXPERIENCE ★

At the start of 2024 free agency, the Cowboys added two outside free agents before adding multiple key veterans later in the spring and deep into training camp. Overall, the Cowboys added 79 years of experience and 10 combined Pro Bowls to their 53-man roster and practice squad heading into Week 1.

Below is a list of Dallas' 2024 free agent additions that made the initial 53-man roster or practice squad:

External Free Agent, Date	Pos	Exp	Pro Bowls
Eric Kendricks, 3/15	LB	10	1
Ezekiel Elliott, 4/29	RB	9	3
*Kelvin Harmon, 7/27	WR	3	-
*Darius Harris, 8/6	LB	4	-
*Nick Vigil, 8/6	LB	9	-
*Carl Lawson, 8/18	DE	8	-
Linval Joseph, 8/27	DT	15	2
*Dalvin Cook, 8/29	RB	8	4

**denotes practice squad*

Acquired via trade, Date

Andrew Booth (Min), 8/9	CB	3	-
Jordan Phillips (NYG), 8/15	DT	10	-
		79 years	10

★ WINNING TRADITION ★

The Dallas Cowboys currently own the league's highest all-time regular season winning percentage by current NFL teams:

Highest Win Percentage - NFL Regular Season

Team	W	L	T	Pct.
Dallas	562	413	6	.576
Green Bay	799	598	38	.572
Baltimore	256	194	1	.569
Chicago	793	634	42	.556
New England	541	433	9	.555

* Since 1972, ties have been calculated as half-win and half loss. Prior to 1972 tie games were ignored in calculating a team's winning percentage. Ties since 1972: Dallas (0), Miami (1) Chicago (1), Green Bay (6).

★ ALL-TIME STAT COMPARISON ★

There have been 29 regular season games between Dallas and Cleveland. Below is a look into the stats of the series:

TEAM TOTALS

	Cowboys	Browns
Wins	13	16
Points	598	644
Total Net Yards	9,937	8,547
Net Rushing Yards	4,100	3,548
Net Passing Yards	5,837	4,999

SINGLE-GAME TEAM-HIGHS

	Cowboys		Browns	
Points	45	12/2/62	49	10/4/20
Total Net Yards	566	10/4/20	508	10/4/20
Net Rushing Yards	299	11/25/82	307	10/4/20
Net Passing Yards	481	10/4/20	275	12/4/88

SINGLE-GAME INDIVIDUAL HIGHS

Cowboys		Browns	
Passing Yards			
502 - D. Prescott	10/4/20	308 - B. Kosar	12/4/88
Rushing Yards			
134 - H. Walker	12/4/88	232 - J. Brown	9/22/63
Receiving Yards			
145 - D. Bryant	11/18/12	125 - R. Kreitling	12/2/62

★ PLAYER HIGHLIGHTS VS. CLE ★

Trevon Diggs – CB

Notched eight tackles and his only career sack in his lone appearance against the Browns in 2020.

Ezekiel Elliott – RB

Registered 30 carries for 146 yards (4.9 avg) and two touchdowns in two matchups with Cleveland.

Eric Kendricks – LB

Recorded 19 tackles, one quarterback pressure, a tackle for loss and two passes defended in two matchups against Cleveland with Minnesota.

CeeDee Lamb – WR

Logged five receptions for 79 yards and two touchdowns against the Browns as a rookie in 2020.

Dak Prescott – QB

Went 62-for-85 (72.9%) with 749 yards, seven touchdowns, and one interception in two matchups against the Browns. During the last meetup in 2020, threw for a career-high 502 yards, four touchdowns and an interception.

★ 2023 STAT COMPARISON ★

(league ranking)

	Cowboys	Browns
Record	12-5	11-6
Scoring Avg. (NFL rank)	29.9 (1)	21.3 (13t)
Opp. Scoring Avg. (NFL rank).....	18.5 (5)	29.3 (24)
Total Off. (NFL rank)	371.6 (5)	335.9 (16)
Rushing Off. (NFL rank).....	112.9 (14)	118.6 (12)
Passing Off. (NFL rank).....	258.6 (3)	217.2 (19)
Total Def. (NFL rank)	299.7 (5)	270.2 (1)
Rushing Def. (NFL rank).....	112.4 (16)	105.5 (11)
Passing Def. (NFL rank).....	187.4 (5)	164.7 (1)
Kickoff Return Avg.	21.8 (21)	23.7 (12)
Punt Return Avg.	5.4 (32)	8.4 (22)
Turnover Margin	+10 (5t)	-9 (25t)
Penalties.....	115	119
Penalty Yards	964	929

★ DALLAS VS. AFC ★

The Dallas Cowboys record against opponents in the AFC is 113-90 since the NFL merger in 1970, the third-most wins and second-best win percentage (.557) by an NFC club. This is Dallas' first game against the AFC in 2024:

NFC Team With Most Wins Vs. AFC - Since NFL Merger

Team	W	L	T	Win%
Philadelphia.....	114	87	3	.566
San Francisco	114	96	2	.543
Dallas.....	113	90	0	.557
St. Louis/LA Rams.....	106	102	0	.510
Minnesota.....	104	101	0	.507

*Seattle has 192 wins against AFC since 1970, but the team was a member of the AFC from 1977-2001.

★ THE NORTH FACE ★

By virtue of the NFL schedule, the Dallas Cowboys face the AFC North this season. All time, Dallas holds a 42-43 record against teams from the AFC North - the only division in which Dallas has a losing record against. The Cowboys lost three of the four matchups against the AFC North in 2020, but have won two straight since, both against the Cincinnati Bengals.

Below is a look at Dallas' all-time record and current streaks against the AFC North:

Dallas vs. AFC North

Team	W	L	T	Win%	Current Streak
Cincinnati.....	10	4	0	.714	W5
Pittsburgh.....	17	16	0	.515	L1
Cleveland.....	14	18	0	.438	L1
Baltimore.....	1	5	0	.167	L1
Div. Totals	42	43	0	.494	W2

★ SERIES HISTORY ★

Dallas and Cleveland have squared off 32 times, including postseason, with the Browns winning 18 of those contests. Below is a look at the outcome each of those 32 games:

Date	Loc.	Dal W/L	Score	Date	Loc.	Dal W/L	Score
10/16/60	Dal	L	7-48	12/21/68*	Cle	L	20-31
10/1/61	Cle	L	7-25	11/2/69	Cle	L	10-42
12/3/61	Dal	L	17-38	12/28/69*	Dal	L	14-38
10/7/62	Cle	L	10-19	12/12/70	Cle W	6-2	
12/2/62	Dal W	45-21		12/7/74	Dal W	41-17	
9/22/63	Dal	L	24-41	9/24/79	Cle	L	7-26
11/24/63	Cle	L	17-27	11/25/82	Dal W	31-14	
10/4/64	Cle	L	6-27	9/22/85	Dal W	20-7	
10/18/64	Cle	L	16-20	12/4/88	Cle	L	21-24
10/17/65	Cle	L	17-23	9/1/91	Cle W	26-14	
11/21/65	Dal	L	17-24	12/10/94	Cle	L	14-19
10/23/66	Cle	L	21-30	9/19/04	Dal W	19-12	
11/24/66	Dal W	26-14		9/7/08	Cle W	28-10	
9/17/67	Cle W	21-14		11/18/12	Dal W(OT)	23-20	
12/24/67*	Dal W	52-14		11/6/16	Cle W	35-10	
9/22/68	Dal W	28-7		10/4/20	Dal	L	38-49

* Eastern Conference Championship Game

★ INSIDE THE SERIES HISTORY ★

The series between the Dallas Cowboys and Cleveland Browns has been around since Dallas' inaugural season (1960). In total, the clubs have met 32 times, including three postseason games.

In the 32 games of the series there has been:

- * Twenty games decided by double digits
- * Nine games decided by less than a touchdown
- * Two four-game winning streaks by Dallas
- * Seven-game winning streak by Cleveland (1963-1966)
- * A 38-point win by Dallas (12/24/67) - biggest series win
- * A 41-point loss by Dallas (10/16/60) in its inaugural season - tied for second largest loss in franchise history
- * 52 points scored by Dallas (12/24/67) - the most points in the series by either team
- * Three playoff games - 1967, 1968, 1969 Eastern Conference Championship (before the merger)
- * A 5-10 record for the Cowboys when playing in Cleveland

★ FIRST TIME, LAST TIME ★

The first time these two clubs met, the Cowboys were in the fourth game of their inaugural season in 1960. Dallas entered the Cleveland matchup losing the first three games in franchise history. On Oct. 16, 1960, the Cowboys dropped their fourth straight game when they lost to the Browns 48-7 at the Cotton Bowl.

The last time these two teams met was Oct. 4, 2020 at AT&T Stadium. The Browns defeated the Cowboys 49-38, and both teams combined for 1,074 total yards, the most combined yards in any game in Cowboys history. Dak Prescott threw for a career-high 502 yards in the defeat, the second-most in a game in franchise history.

★ BOYS OF SEPTEMBER ★

Over the past 10 years (2014-23), Dallas is one-of-eight teams to have a winning percentage of at least .600 through the season's first month. The Cowboys are tied with Baltimore and New England for the fourth-highest winning percentage in September within the last decade:

Highest Win Percentage in September - 2014-23

Team	W	L	T	Win%	Team	W	L	T	Win%
Kansas City ...	23	9	0	.719	Baltimore.....	21	12	0	.636
Green Bay	24	10	1	.700	New England...21	12	0	.636	
LA Rams	21	11	0	.656	Philadelphia ..23	14	0	.621	
Dallas.....	21	12	0	.636	Buffalo.....20	13	0	.606	

★ HOME IS WHERE THE TDS ARE ★

Dak Prescott has proven to be one of the top quarterbacks in the league when playing at home. Since he entered the league in 2016, Prescott's 136 total touchdowns (118 passing, 18 rushing) at AT&T Stadium are the most combined passing and rushing touchdowns at home during that span:

Passing and Rushing Touchdowns at Home - NFL Since 2016

Player	Gms	PasTD	RushTD	TotTD
Dak Prescott	58	118	18	136
Russell Wilson	60	124	7	131
Tom Brady.....	54	118	6	124
Kirk Cousins.....	60	115	7	122
Aaron Rodgers.....	53	114	7	121

Overall, Dallas has scored 229 touchdowns in 65 games at home versus 160 touchdowns in 65 games on the road since 2016. Dallas' 229 home touchdowns lead the NFL over that span:

Overall Touchdowns at Home Since 2016 - NFL

Team	Games	TD	TD/G	Pts/G
Dallas	65	229	3.52	30.2
New Orleans.....	65	211	3.25	27.7
Buffalo.....	66	201	3.05	25.8
Kansas City.....	66	194	2.94	26.0
Baltimore.....	66	194	2.94	26.6

★ HOME COOKING ★

Since AT&T Stadium opened in 2009, Dallas has posted a 74-47 regular season record at home. However, since 2016, the Cowboys have utilized their home field advantage, going 47-18 at AT&T Stadium, tied for the second-most home wins in the NFL since 2016:

NFL Team Home Wins Since 2016

Team	Games	W	L	T	Win %
Kansas City.....	66	49	17	0	.742
Green Bay.....	65	47	17	1	.731
Dallas	65	47	18	0	.723
Baltimore.....	66	45	21	0	.682
Buffalo.....	66	45	21	0	.682
Pittsburgh.....	66	44	21	1	.674

★ POINT MEN AT HOME ★

Dallas lit up the 175-foot scoreboard at AT&T Stadium in 2023, as it led the NFL with 37.4 points-per-game at home. The Cowboys scored 299 total points at home, a single-season franchise record and the fifth-most home points in a single NFL regular season:

Points at Home in a Season - NFL History

Team, Season	Pts	Team, Season	Pts
New Orleans, 2011.....	329	Denver, 2013.....	316
Green Bay, 2011*.....	321	Dallas, 2023*.....	299
Green Bay, 2014*.....	318		

*Head Coach Mike McCarthy coached three of the five teams.

★ HISTORIC AT HOME ★

In addition to an undefeated record at AT&T Stadium in 2023, Dallas is putting up historic numbers at home. Dallas scored at least 30 points in seven of its eight home games this season, becoming the first team in NFL history to score 30-plus points in seven home games in a season:

30-Point Games at Home in a Season - NFL History

Team, Season	Gms	PtDiff
Dallas Cowboys, 2023	7	+172
Tampa Bay Buccaneers, 2021.....	6	+114
New England Patriots, 2007.....	6	+141

The Cowboys scored at least 40 points in four consecutive home games (LAR, 10/29 - Sea, 11/30), becoming the third team in the Super Bowl era with a four-game streak of 40-plus points, joining the 2014 Cincinnati Bengals and 2000 St. Louis Rams.

★ AT&T STADIUM RECORD... ★

The Dallas Cowboys concluded their 15th regular season calling AT&T Stadium home. Dallas' first game at the venue was on Sept. 20, 2009 - a 31-33 loss to the N.Y. Giants. The club's first win came a week later with a 21-7 decision over Carolina.

Dallas was 8-0 at AT&T Stadium in 2023, and they are currently on a 16-game win streak at home, the longest home win streak in the NFL and the second-longest home win streak in franchise history (18 from 1979-81). Dallas joins the New England Patriots as the only teams since 2000 to win at least 16 straight regular season home games. New England accomplished the feat on four different occasions since 2000. Below is a breakdown of the club's record at AT&T Stadium:

Regular season.....	74-47
Postseason.....	3-3
Overall.....	77-50

	Regular	Post
September.....	17-6	
October.....	17-14	
November.....	20-16	
December.....	18-9	
January.....	2-2	3-3

Playing at noon.....	24-10	
Playing at 3:30.....	28-23	1-3
Playing in prime time.....	22-14	2-0

Thursday.....	9-8	
Saturday.....	2-2	2-0
Sunday.....	59-32	1-3
Monday.....	4-5	

Fully closed stadium.....	50-28	3-3
Fully open stadium.....	12-11	
Roof open, doors closed.....	2-5	
Roof closed, doors open.....	10-3	

Playing against the NFC East.....	30-15	1-0
Playing against the NFC (non-NFC East).....	26-18	2-3
Playing against the AFC.....	18-13	

Team	W	L	Pct	Team-by-team			
				Team	W	L	Pct
Arizona.....	0	3	.000	Minnesota.....	1	1	.500
Atlanta.....	3	1	.750	New England.....	1	1	.500
Baltimore.....	1	0	1.000	New Orleans.....	2	2	.500
Buffalo.....	1	1	.500	N.Y. Giants.....	10	5	.667
Carolina.....	2	1	.667	N.Y. Jets.....	1	1	.500
Chicago.....	2	2	.500	Philadelphia.....	9	6	.600
Cincinnati.....	2	0	1.000	Pittsburgh.....	1	1	.500
Cleveland.....	1	1	.500	San Francisco.....	1	1	.500
Denver.....	0	2	.000	Seattle.....	3	2	.600
Detroit.....	5	1	.833	Tampa Bay.....	3	1	.750
Green Bay.....	0	3	.000	Tennessee.....	0	2	.000
Houston.....	2	0	1.000	Washington.....	11	4	.733
Indianapolis.....	2	0	1.000				
Jacksonville.....	1	1	.500	Postseason			
Kansas City.....	1	0	1.000	Detroit.....	1	0	1.000
LA Chargers.....	0	2	.000	Green Bay.....	0	2	.000
LA Rams.....	4	1	.800	Philadelphia.....	1	0	1.000
Las Vegas.....	2	1	.667	Seattle.....	1	0	1.000
Miami.....	2	0	1.000	San Francisco.....	0	1	.000

Dallas finished 2023 with an 8-0 record at AT&T Stadium in 2023. It marks just the fourth time in franchise history that Dallas went undefeated at home, joining the 1980, 1981 and 1969 teams.

Undefeated Seasons at Home - Dallas Cowboys

Season	Wins	Consec. Wins	Home Record
2023	8	8	8-0
1981.....	8	8	8-0
1980.....	8	8	8-0
1969.....	6	4	6-0-1

172

Dallas' +172 point differential at home in 2023 was a single-season franchise record. It is also tied the 10th-highest point differential at home in NFL history. The last team with a higher home point differential at home was the 2011 New Orleans Saints (+186).

★ THE DALLAS COWBOYS - A CHAMPIONSHIP TRADITION ★

SUPER BOWL CHAMPIONSHIPS

New England Patriots.....	6
Pittsburgh Steelers.....	6
DALLAS COWBOYS.....	5
San Francisco 49ers.....	5
Green Bay Packers.....	4
New York Giants.....	4
Denver Broncos.....	3
Kansas City Chiefs.....	3
Oakland Raiders.....	3
Washington Commanders....	3

POSTSEASON GAMES

DALLAS COWBOYS ...	67
Pittsburgh Steelers.....	64
Green Bay Packers.....	63
San Francisco 49ers.....	62
New England Patriots.....	59
StL/LA Rams.....	54
Minnesota Vikings.....	52

SUPER BOWL APPEARANCES

New England Patriots.....	11
DALLAS COWBOYS.....	8
Pittsburgh Steelers.....	8
Denver Broncos.....	8
San Francisco 49ers.....	8
Kansas City Chiefs.....	6
Green Bay Packers.....	5
Miami Dolphins.....	5
New York Giants.....	5
Oakland Raiders.....	5
Washington Commanders....	5

CONSEC. POSTSEASON APPEARANCES

New England Patriots (2009-19)..	11
DALLAS COWBOYS (1975-83) ..	9
Indianapolis Colts (2002-10).....	9
DALLAS COWBOYS (1966-73) ..	8
Pittsburgh Steelers (1972-79)..	8
Los Angeles Rams (1973-80)..	8
San Francisco 49ers (1983-90)..	8

POSTSEASON VICTORIES

San Francisco 49ers.....	38
New England Patriots.....	37
Green Bay Packers.....	37
DALLAS COWBOYS ...	36
Pittsburgh Steelers.....	36
StL/LA Rams.....	26
Oak/LV Raiders.....	25
New York Giants.....	25
Philadelphia Eagles.....	25

CONSECUTIVE WINNING SEASONS

DALLAS COWBOYS (1966-85)...	20
New England Patriots (2001-19) ..	19
Oakland Raiders (1965-80)....	16
San Francisco 49ers (1983-98) ..	16
Chicago Bears (1930-44).....	15
Green Bay Packers (1934-47)..	14

POSTSEASON APPEARANCES

DALLAS COWBOYS ...	36
Green Bay Packers.....	36
Pittsburgh Steelers.....	34
New York Giants.....	33
Cle./StL/LA Rams.....	32
Minnesota Vikings.....	31
Philadelphia Eagles.....	30
Indianapolis Colts.....	29
San Francisco 49ers.....	29
New England Patriots.....	28
Chicago Bears.....	27

ALL-TIME REGULAR SEASON WINNING %

DALLAS COWBOYS.....	0.576
Green Bay Packers.....	0.572
Baltimore Ravens.....	0.569
Chicago Bears.....	0.556
New England Patriots....	0.555
Miami Dolphins.....	0.554
Kansas City Chiefs.....	0.548

46 SEASONS OF 500-OR-BETTER			36 POSTSEASON APPEARANCES			26 DIVISION TITLES		16 NFL/NFC CHAMPIONSHIP GAME FINALIST			8 NFC CHAMPIONSHIPS		5 SUPER BOWL CHAMPIONSHIPS	
1965	1982	2009	1966	1991		1966	1992	1966	1975	1992	1970	1992	1971	1992
1966	1983	2011	1967	1992		1967	1993	1967	1977	1993	1971	1993	1977	1993
1967	1984	2012	1968	1993		1968	1994	1970	1978	1994	1975	1995		1995
1968	1985	2013	1969	1994		1969	1995	1971	1980	1995	1977			
1969	1991	2014	1970	1995		1970	1996	1972	1981		1978			
1970	1992	2016	1971	1996		1971	1998	1973	1982					
1971	1993	2017	1972	1998		1973	2007							
1972	1994	2018	1973	1999		1976	2009							
1973	1995	2019	1975	2003		1977	2014							
1974	1996	2021	1976	2006		1978	2016							
1975	1998	2022	1977	2007		1979	2018							
1976	1999	2023	1978	2009		1981	2021							
1977	2003		1979	2014		1985	2023							
1978	2005		1980	2016										
1979	2006		1981	2018										
1980	2007		1982	2021										
1981	2008		1983	2022										
			1985	2023										



★ PRO BOWL COWBOYS ★

Since 2010 Dallas has selected 21 players in the NFL Draft that have gone on to make at least one Pro Bowl - the most in the NFL over that span. Since 1989 Dallas has sent 61 different players to the Pro Bowl, and of those, Dallas drafted 46. Additionally, 33 Cowboys draft picks have been selected to 98 Pro Bowls since 2002, which is 13 more than any other team over that span (Kansas City, 83 Pro Bowl selections):

COWBOYS PRO BOWL DRAFT PICKS SINCE 2002 (BY YEAR DRAFTED)

- 2002: Roy Williams (5)
- 2002: Andre Gurode (5)
- 2003: Terence Newman (2)
- 2003: Jason Witten (11)
- 2005: DeMarcus Ware (9 - 7 with Dallas)
- 2005: Marion Barber (1)
- 2005: Jay Ratliff (4)
- 2006: Jason Hatcher (1)
- 2007: Anthony Spencer (1)
- 2007: Nick Folk (1)
- 2008: Mike Jenkins (1)
- 2008: Martellus Bennett (1 - with Chicago)
- 2010: Sean Lee (2)
- 2010: Dez Bryant (3)
- 2011: Tyron Smith (8)
- 2011: DeMarco Murray (3 - 2 with Dallas)
- 2011: Dwayne Harris (1 - with N.Y. Giants)



- 2013: Travis Frederick (5)
- 2014: Zack Martin (9)
- 2014: DeMarcus Lawrence (4)
- 2015: Byron Jones (1)
- 2016: Dak Prescott (3)
- 2016: Ezekiel Elliott (3)
- 2016: Jaylon Smith (1)
- 2018: Leighton Vander Esch (1)
- 2019: Tony Pollard (1)
- 2020: CeeDee Lamb (3)
- 2020: Trevon Diggs (2)
- 2020: Tyler Bivens (1)
- 2021: Micah Parsons (3)
- 2022: DaRon Bland (1)
- 2022: Jake Ferguson (1)
- 2022: Tyler Smith (1)

DAK PRESCOTT NOTES



All-Time Ranks - Cowboys QBs

- 1st** - Completion Pct. (67.0%)
- 2nd** - Passing Touchdowns (202)
- 3rd** - Passing Yards (29,459)
- Attempts (3,873)
- Completions (2,595)
- 4th** - Total Wins (73)



★ COMPLETE CONTROL ★

Dak Prescott completed 410-of-590 passes in 2023, a completion rate of 69.5% that ranked second in the NFL:

Highest Completion Percentage Among NFL QBs - 2023

Player, Team	Comp%	Player, Team	Comp%
Jake Browning, Cin.....	70.4%	Brock Purdy, SF.....	69.4%
Dak Prescott, Dal.....	69.5%	Tua Tagovailoa, Mia.....	69.3%
Kirk Cousins, Min.....	69.5%	Derek Carr, NO.....	68.4%

Prescott's career-best 69.5% completion rate was also the second-highest mark in a season in franchise history:

Highest Single-Season Comp.%, Cowboys History

Player	Season	Comp	Attempts	Comp%
Tony Romo.....	2014	304	435	69.9%
Dak Prescott.....	2023	410	590	69.5%
Troy Aikman.....	1993	271	392	69.1%
Dak Prescott.....	2021	410	596	68.8%
Dak Prescott.....	2016	311	459	67.8%

Prescott completed over 80.0% of his passes in four games in 2023 (NYJ, 9/17; NE, 10/1; LAR, 10/29; @Was, 1/7/24) - becoming the first quarterback in NFL history with an 80.0 completion percentage-or-higher in four games in a season.

★ TOP 5 PRESCOTT ★

Dak Prescott placed himself in the 2023 MVP conversation with his performance last season. Prescott finished in the top-five of almost every main statistical passing category:

Dak Prescott 2023 Stats - NFL Rank

Stats	Total	Rank
Passing Touchdowns.....	36	1st
Completions.....	410	1st
Completion Percentage.....	69.5%	2nd
Passer Rating.....	105.9	2nd
Passing Yards.....	4,516	3rd
Interception Percentage.....	1.5%	4th
25+ Yard Completions.....	38	4th

★ LEADING THE CHARGE ★

Over the last three seasons, the Cowboys are scoring 27.9 offensive points-per-game when Dak Prescott is under center, most in the NFL during that span:

Offensive Points-Per-Game With Starting Quarterback NFL - 2021-23

QB, Team	GS	PPG
Dak Prescott, Dal.....	45	27.9
Josh Allen, Buf.....	50	26.7
Patrick Mahomes, KC.....	50	25.7
Lamar Jackson, Bal.....	40	25.4
Jalen Hurts, Phi.....	47	25.2

★ DAK TO THE FUTURE ★

Following his eighth pro season, Dak Prescott ranks first in completion percentage (67.0%), second in passing touchdowns (202), third in completions (2,595), attempts (3,873), passing yards (29,459) and fourth in wins (73) in team history:

Dallas Cowboys All-Time QB Chart

WINS AS STARTER	PASSING YARDS
Troy Aikman..... 94	Tony Romo..... 34,183
Roger Staubach..... 85	Troy Aikman..... 32,942
Tony Romo..... 78	Dak Prescott..... 29,459
Dak Prescott..... 73	Roger Staubach..... 22,700
Danny White..... 62	Danny White..... 21,959

ATTEMPTS	PASSING TOUCHDOWNS
Troy Aikman..... 4,715	Tony Romo..... 247
Tony Romo..... 4,335	Dak Prescott..... 202
Dak Prescott..... 3,873	Troy Aikman..... 165
Roger Staubach..... 2,958	Danny White..... 155
Danny White..... 2,950	Roger Staubach..... 153

COMPLETIONS	COMPLETION PCT
Troy Aikman..... 2,898	Dak Prescott..... 67.0%
Tony Romo..... 2,829	Tony Romo..... 65.3%
Dak Prescott..... 2,595	Troy Aikman..... 61.5%
Danny White..... 1,761	Danny White..... 59.7%
Roger Staubach..... 1,685	Roger Staubach..... 57.0%

★ TURNING THE TIDES ★

The Dallas Cowboys started off the 2023 season with an emphasis on getting rid of the ball quickly to their playmakers in space. According to TruMedia, Dak Prescott averaged 212.2 passing yards-per-game in Weeks 1-5, 20th in the NFL during that span.

Starting in Week 6, Prescott led the league in passing yards-per-game (287.9), passer rating (112.7) and touchdown passes (31) for the remainder of the season. Below are Prescott's passing stats and its NFL ranks split between Weeks 1-5 and Weeks 6-18:

Dak Prescott Passing Stats - 2023

Weeks 1-5 (Rank)		Weeks 6-18 (Rank)
212.2 (20)	Passing Yds/Game	287.9 (1)
87.5 (19)	Passer Rating	112.7 (1)
5 (T-17)	Passing TD	31 (1)
15 (13)	Big Plays (20+)	47 (3)
69.4% (8)	Completion %	69.5% (4)
6.6 (25)	Yds/Attempt	8.0 (4)

DAK PRESCOTT NOTES, CONT.

★ DAK'S RECORD WHEN... ★

Since taking over as Dallas' starting quarterback in 2016, Dak Prescott has compiled a 73-41 regular season record in 114 career starts, and he is 2-5 in the postseason. Below is a look at Prescott's record under several different circumstances:

	Regular	Post
Playing at home:	43-15	1-3
Playing on the road:	30-26	1-2
Playing indoors:	40-15	1-3
Playing outdoors:	33-26	1-2
Playing against the NFC East:.....	32-8	
Playing against the AFC (non-NFC East): ..	25-18	2-5
Playing against the AFC:	16-15	
Playing on Thursday:.....	10-5	
Playing on Saturday:.....	3-0	1-1
Playing on Sunday:.....	51-33	0-4
Playing on Sunday night.....	12-8	
Playing on Monday night:	5-1	1-0
Playing on artificial turf:	57-26	1-3
Playing on natural grass:	16-15	1-2
Offense totals over 400 yards:	41-13	1-2
Throws for over 300 yards:	17-9	1-2
Throws for 200-299 yards:	43-18	1-3
Attempts 30 passes-or-more	43-34	2-5
Throws only one touchdown:	19-9	1-3
Throws more than one touchdown:	46-17	1-2
Completes 65.0%-or-more of his passes:....	54-14	2-1
Averages more than 7.0 yards-per-attempt...	56-13	1-2
Has more than one Big Play (25+) passing...	40-17	2-2
Throws no interceptions:	49-13	1-1
Throws one interception:	17-16	1-2
Throws more than one interception:	6-13	0-2
Records at least 100.0 passer rating:	52-9	1-1
Commits no turnovers.....	41-9	1-1
Against teams with winning record:	23-21	1-5
Against teams with .500 record:	14-9	
Against teams with losing record:	36-10	1-0
Has between one-five rush attempts	46-32	0-4
Has five-or-more rush attempts	26-9	2-1
Sacked one time-or-less:	40-11	2-2
Sacked more than once:	33-30	0-3
September:	14-10	
October:	17-8	
November:	19-12	
December:	21-8	
January:.....	2-3	2-5

Team-by-team						
Team	W	L	Pct	Team	W	L Pct
Arizona.....	1	2	.333	Minnesota.....	2	1 .667
Atlanta.....	3	1	.750	New England... 2	1	.667
Baltimore.....	1	0	1.000	New Orleans... 2	1	.667
Buffalo.....	0	2	.000	N.Y. Giants 12	2	.857
Carolina.....	2	1	.667	N.Y. Jets 1	1	.500
Chicago.....	2	1	.667	Philadelphia.... 9	4	.692
Cincinnati.....	1	0	1.000	Pittsburgh..... 1	0	1.000
Cleveland.....	1	1	.500	San Francisco . 2	1	.667
Denver.....	0	2	.000	Seattle 1	3	.250
Detroit.....	5	0	1.000	Tampa Bay..... 2	2	.500
Green Bay.....	1	3	.250	Tennessee..... 1	1	.500
Houston.....	1	1	.500	Washington 11	2	.846
Indianapolis... 1	1	.500				
Jacksonville... 1	1	.500				
Kansas City.... 1	1	.500				
LA Chargers.... 2	1	.667				
LA Rams.....	2	2	.500			
Las Vegas.....	1	1	.500			
Miami.....	1	1	.500			

Postseason		
Green Bay.....	0	2 .000
L.A. Rams.....	0	1 .000
San Francisco .	0	2 .000
Seattle.....	1	0 1.000
Tampa Bay.....	1	0 1.000

★ QB WINS ★

In eight regular seasons as the Dallas Cowboys quarterback, Dak Prescott has proven to be a winner, as his 73 victories are fourth in team history and rank third among NFL quarterbacks since 2016:

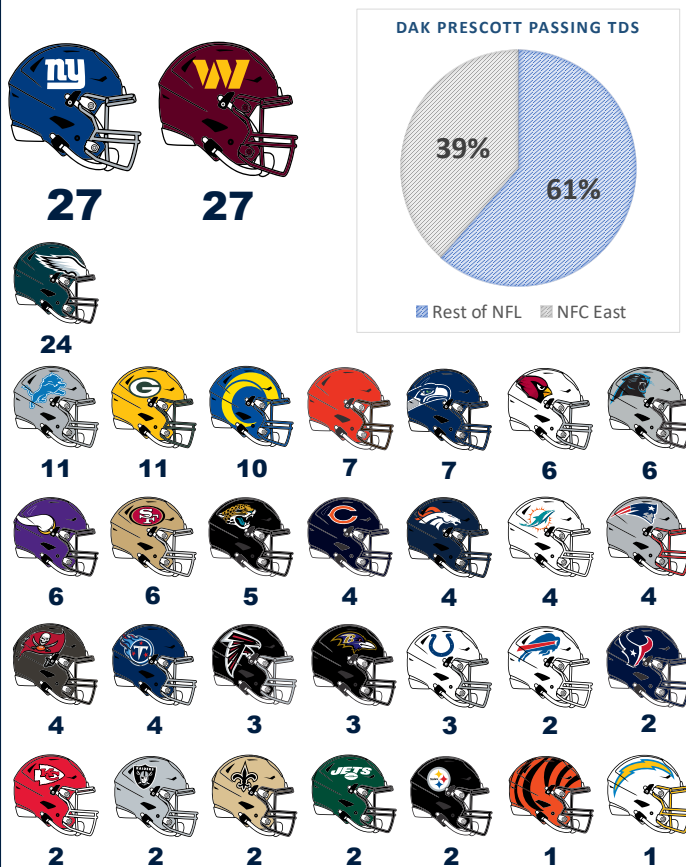
Wins by Starting NFL QB - 2016-23				
Player	W	L	T	Win%
Tom Brady, NE/TB	79	31	0	.718
Patrick Mahomes, KC	74	22	0	.771
Dak Prescott, Dal	73	41	0	.640
Russell Wilson, Sea/Den	69	54	1	.560
Aaron Rodgers, GB/NYJ.....	68	36	1	.652

Since 2016, Prescott has the most wins against his division, going 32-8 in games he has started against the NFC East:

Player	Wins	Player	Wins
Dak Prescott, Dal	32	Patrick Mahomes, KC.....	30
Tom Brady, NE/TB	31	Aaron Rodgers, GB/NYJ ..	26

★ PRESCOTT TDs BY TEAM ★

Dak Prescott has thrown a touchdown pass against all 31 NFL teams in the regular season. He is the 30th quarterback in NFL history to throw at least one touchdown pass against 31-or-more opponents. Below is a team-by-team breakdown of his touchdowns through the air:



Prescott has added 14 passing touchdowns in his postseason career. Below is a team-by-team breakdown of his postseason touchdowns through the air:



DAK PRESCOTT NOTES, CONT.

★ RATE THIS ★

Dak Prescott showcased efficiency and accuracy in 2023, as his 69.5 completion percentage ranked second in the NFL, and his 105.9 passer rating was second in the league:

NFL Passer Rating - 2023

QB, Team	Comp	Att	Comp%	TD	PsRtng
Brock Purdy, SF.....	308	444	69.4%	31	113.0
Dak Prescott, Dal.....	410	590	69.5%	36	105.9
Kirk Cousins, Min.....	216	311	69.5%	18	103.8
Lamar Jackson, Bal.....	307	457	67.2%	24	102.7
Tua Tagovailoa, Mia.....	388	560	69.3%	29	101.1

Prescott's 105.9 passer rating was a career-high and ranked second in single-season franchise history:

Single-Season Passer Rating - Cowboys History

Player, Season	PsRtng	Player, Season	PsRtng
Tony Romo, 2014.....	113.2	Roger Staubach, 1971..	104.8
Dak Prescott, 2023.....	105.9	Dak Prescott, 2021.....	104.2
Dak Prescott, 2016.....	104.9	Tony Romo, 2011.....	102.5

★ QB RATINGS AT 100.0 ★

Dak Prescott has 61 career games with a 100.0 passer rating, second in team history behind Tony Romo (67). In 2023 Prescott had 11 games with a 100.0 rating, most in the NFL:

100.0 QB Rating Games - NFL 2023

Player	Games	Player	Games
Dak Prescott, Dal.....	11	Derek Carr, NO.....	9
Brock Purdy, SF.....	10	Four others tied.....	8
Jordan Love, GB.....	10		

Prescott also tied his franchise record that he set in 2016 for the most 100.0 rating games in a season.

100.0 QB Rating Games in a Season - Cowboys History

Player	Games	Player	Games
Dak Prescott, 2023.....	11	Tony Romo, 2014.....	10
Dak Prescott, 2016.....	11	Tony Romo, 2007.....	10
Dak Prescott, 2021.....	10		

Prescott's 61 games with at least a 100.0 rating from 2016-23 are the second-most 100.0 rating games by a quarterback through his first eight seasons in NFL history:

100.0 QB Rating Games - First Eight Seasons

Player	Games	Seasons
Russell Wilson.....	65	2012-18
Dak Prescott.....	61	2016-23
Patrick Mahomes.....	53	2018-23

★ MAN-TO-MAN ★

Heading into the 2023 season, Dak Prescott had a career passer rating of 101.6 against man coverage, 13th in the NFL since 2016.

According to Next Gen Stats, Prescott's 128.9 passer rating against man coverage in 2023 led the NFL among qualifying quarterbacks:

Passer Rating Against Man Coverage - NFL 2023

QB, Team	Comp	Att	Comp%	TD	INT	Rtng
Dak Prescott, Dal.....	124	188	66.0%	23	2	128.9
Brock Purdy, SF.....	85	138	61.6%	17	1	128.0
Tua Tagovailoa, Mia.....	88	143	61.5%	16	2	117.0
Kirk Cousins, Min.....	55	88	62.5%	9	1	115.5
Patrick Mahomes, KC..	185	100	59.9%	19	4	110.6

Dak Prescott Stats Against Man Coverage - NFL Rank 2023

Stats	Total	Rank
Passing Yards.....	1,657	1st
Passing Touchdowns.....	23	1st
Passer Rating.....	128.9	1st
Completion Percentage.....	66.0%	1st
Yards-Per-Attempt.....	8.8	2nd

★ TOUCHDOWNS GALORE ★

Dak Prescott led the NFL with 36 touchdown passes in 2023. He joined Bob Waterfield (1945-46) as the only two quarterbacks in NFL history to lead the league in passing touchdowns just one year after leading the NFL in interceptions.

Passing Touchdowns - NFL 2023

Player, Team	Pass TD	Player, Team	Pass TD
Dak Prescott, Dal.....	36	Jared Goff, Det.....	30
Jordan Love, GB.....	32	Josh Allen, Buf.....	29
Brock Purdy, SF.....	31	Tua Tagovailoa, Mia.....	29

Prescott also became the first quarterback in Cowboys history to lead the NFL in passing touchdowns outright. Roger Staubach tied the league lead (23) in 1973.

Prescott's 36 touchdown passes in 2023 tied for second in single-season team history, trailing only his franchise record of 37 passing touchdowns that he set in 2021:

Passing Touchdowns - NFL 2023

Player, Season	Pass TD	Player, Season	Pass TD
Dak Prescott, 2021.....	37	Tony Romo, 2014.....	34
Dak Prescott, 2023.....	36	Tony Romo, 2013.....	31
Tony Romo, 2007.....	36	Tony Romo, 2011.....	31

★ QB'S MULTIPLE TOUCHDOWNS ★

Dak Prescott had 11 multi-passing touchdown games in 2023, tied with Jordan Love for most in the NFL and tied for second in single-season franchise history:

Multi-Passing Touchdown Games in a Season

Cowboys History	
Player, Season	Games
Tony Romo, 2007.....	12
Dak Prescott, 2023.....	11
Dak Prescott, 2021.....	11

Prescott's 63 career games with two-or-more touchdown passes rank second in team history behind Tony Romo (79). In 2023 Prescott went on a career-long seven-game streak with multiple touchdown passes in 2023 (vs. LAR, 10/29 - vs. Phi, 12/10), tied with Tony Romo (2006-07) for the longest multi-passing touchdown streak in team history.

Prescott also recorded three-or-more touchdown passes in six games in 2023, most in the NFL. Prescott's 36 career three-touchdown games rank second in franchise history:

Three Passing Touchdown Games - Dallas Cowboys

Player	Games	Player	Games
Tony Romo.....	40	Roger Staubach.....	17
Dak Prescott.....	36	Don Meredith.....	14
Danny White.....	20	Troy Aikman.....	20

Among NFL quarterbacks, Prescott's 36 career three-touchdown games are the fourth-most such games in an NFL player's first eight seasons:

Three Passing Touchdown Games - First Eight Seasons

NFL History	
Player	Games
Dan Marino, Mia.....	42
Patrick Mahomes, KC...	38
Peyton Manning, Ind....	37

Prescott threw four touchdowns in four games in 2023, most in the NFL. His 11 career games with four scores through the air are the most in franchise history:

Four Passing Touchdown Games - Dallas Cowboys

Player	Games	Player	Games
Dak Prescott.....	11	Don Meredith.....	6
Tony Romo.....	10	Troy Aikman.....	3
Danny White.....	8	Craig Morton.....	2

410 Dak Prescott's league-leading 410 completions in 2023 tied a career-best, which is also tied for second in franchise history, trailing only Tony Romo's 425 completions in 2012.

DAK PRESCOTT NOTES, CONT.

★ THIRD DOWN DARLING ★

Dak Prescott's ability to make the play that extends the drive on third down should not be overlooked, especially in passing situations. On 145 third down passing attempts in 2023, Prescott led all NFL quarterbacks in completion percentage (69.0%) and passer rating (116.7):

Third Down Passer Rating - 2023 NFL QBs *min. 60 third down pass attempts*

Player	Att.	Comp	Pct%	TD	INT	Rtng
Dak Prescott, Dal	145	100	69.0%	11	3	116.7
Patrick Mahomes, KC...	147	94	63.9%	15	3	112.6
Kirk Cousins, Min.....	84	55	45.7%	6	1	111.5
Matthew Stafford, LAR	132	82	62.1%	11	1	111.3
Russell Wilson, Den.....	105	69	65.7%	9	2	108.2

Prescott was also fourth among all starting quarterbacks in 2023 with a 45.9% third down conversion rate, which includes passing attempts, quarterback rushing attempts and sacks:

Third Down Conversion Rate - 2023 NFL QBs *min. 50 third down chances*

Player	Att.	Conv.	1stD Pct
Jalen Hurts, Phi.....	186	90	48.4%
Josh Allen, Buf.....	185	87	47.0%
Brock Purdy, SF.....	124	58	46.8%
Dak Prescott, Dal	183	84	45.9%
Jordan Love, GB.....	187	83	44.4%

Third down chances include passing attempts, quarterback rushing attempts and sacks on third down plays this season.

★ OUT OF POCKET ★

Dak Prescott threw for a score outside of the pocket six times in 2023. Overall, Prescott led the NFL in completion percentage (69.3%) and ranked second in passer rating (115.9) when throwing outside the pocket:

Passer Rating Out of the Pocket - NFL 2023

QB, Team	Comp	Att	Comp%	TD	PsRtng
Brock Purdy, SF.....	51	78	65.4%	9	118.2
Dak Prescott, Dal	61	88	69.3%	6	115.9
Lamar Jackson, Bal.....	41	68	60.3%	6	113.3
Joe Burrow, Cin.....	19	32	59.4%	6	112.0
Tua Tagovailoa, Mia.....	47	74	63.5%	3	94.7

★ DAK AGAINST THE BLITZ ★

When opponents brought five-or-more pass rushers, Dak Prescott completed 120-of-174 passes, a 69.0% completion rate against the blitz that was third in the NFL per *Pro Football Focus*:

Completion Percentage Against the Blitz - NFL 2023

QB, Team	Comp	Att	Comp%
Patrick Mahomes, KC.....	103	147	70.1%
Dak Prescott, Dal	120	174	69.0%
Brock Purdy, SF.....	117	172	68.0%
Tua Tagovailoa, Mia.....	87	128	68.0%

★ BALL SECURITY ★

Dak Prescott has found a way to avoid the negative play throughout his NFL tenure. In 2023 Prescott threw nine interceptions on 590 pass attempts, a 1.53% interception percentage that tied for fourth in the NFL:

Interception Percentage - NFL 2023

Player	Att	INT	INT%
C.J. Stroud, Hou.....	473	5	1.06%
Kenny Pickett, Pit.....	324	4	1.23%
Derek Carr, NO.....	548	8	1.46%
Dak Prescott, Dal	590	9	1.53%
Lamar Jackson, Bal.....	457	7	1.53%

★ DOWN FIELD DAK ★

Dak Prescott pushed the ball down the field in 2023. Starting in Week 6, Prescott completed 47 passes of 20-plus yards, third in the NFL during that span. Overall in 2023, Prescott tied for fourth in the league with 62 big play (20+ yards) passes:

Big Play Passes - NFL 2023

Player	20+ Comp	Player	20+ Comp
Brock Purdy.....	72	Matthew Stafford.....	62
Jared Goff.....	69	Baker Mayfield.....	60
C.J. Stroud.....	66	Tua Tagovailoa.....	58
Dak Prescott	62	Jordan Love.....	55

Additionally, Prescott completed eight passes of 25-plus yards in the win against the N.Y. Giants (11/12), tied for the most 25-yard completions by any NFL quarterback since 1994, when the stat became available:

25+ Yard Completions in a Game - NFL Since 1994

Player, Team	Opp, Date	25+
Dak Prescott, Dal	NYG, 11/12/23	8
Jameis Winston, TB.....	Det, 12/15/19	8
Patrick Mahomes, KC.....	Oak, 9/15/19	8
Tony Romo, Dal.....	Den, 10/6/13	8
Ben Roethlisberger, Pit.....	GB, 12/20/09	8
Drew Brees, NO.....	Bal, 10/29/06	8
Brad Johnson, Was.....	SF, 12/26/99	8

★ FOURTH QUARTER WINS ★

Since taking over as the Dallas Cowboys starting quarterback in 2016, Dak Prescott has engineered his share of fourth quarter wins for the club. Included in his 73 regular season wins as a starter are 22 occasions in which he led the team to victory when the club was tied or trailing in the fourth quarter or overtime. Prescott's 22 wins are the second-most by a Dallas signal caller:

4th Quarter/OT Wins - Cowboys

Quarterback	Wins	Quarterback	Wins
Tony Romo.....	24	Roger Staubach.....	13
Dak Prescott	22	Danny White.....	11
Troy Aikman.....	15		

Below is a look at each of Prescott's 22 games in which the game was tied or the team trailed in the fourth quarter to pull out the win and his fourth quarter/overtime stats:

Date	Opp	Score	Time Left	Att	Com	Yds	TD	Int	Final Score
9/18/16	@Was	20-23	10:35	6	5	56	0	0	27-23
10/30/16	PHI*	23-23	10:00	5	5	66	1	0	29-23
11/13/16	@Pit	29-30	0:42	4	3	28	0	0	35-30
12/1/16	@Min	7-9	14:11	4	2	26	1	0	17-15
12/18/16	TB	20-20	9:35	2	2	10	0	0	26-20
9/25/17	@Ari	14-14	14:45	2	2	41	1	0	28-17
12/10/17	@NYG	10-10	9:29	3	3	77	1	0	30-10
12/17/17	@Oak	17-17	6:30	6	5	82	0	0	20-17
12/31/17	@Phi	0-0	15:00	6	3	54	1	0	6-0
9/30/18	DET	23-24	2:17	11	7	99	0	0	26-24
11/11/18	@Phi	20-20	7:27	4	3	74	0	0	27-20
11/18/18	@Atl	19-19	1:52	6	4	45	0	0	22-19
12/9/18	PHI*	23-23	10:00	5	5	58	1	0	29-23
12/30/18	@NYG	28-32	3:21	9	4	75	1	0	36-35
9/20/20	Atl	24-36	1:49	2	1	24	0	0	40-39
9/19/21	@LAC	17-17	3:49	5	5	45	0	0	20-17
10/17/21	@NE*	29-29	7:53	5	5	71	1	0	35-29
12/11/22	Hou	20-23	3:20	7	6	79	0	0	27-23
12/24/22	Phi	34-34	4:19	5	3	31	0	0	40-34
10/16/23	@LAC	17-17	7:11	6	3	34	0	0	20-17
11/30/23	Sea	30-35	7:04	5	4	35	1	0	41-35
12/30/23	Det	10-13	12:18	5	5	54	1	0	20-19

**italics indicate overtime and are reflected in the stats totals*

Amongst all NFL quarterbacks, Prescott has the fifth-most game-winning drives from 2016-23:

Game-Winning Drives - NFL (2016-23)

Player	Drives	Player	Drives
Derek Carr.....	29	Matthew Stafford.....	24
Russell Wilson.....	25	Dak Prescott	22
Kirk Cousins.....	24	Tannehill/Roethlisberger.....	20

**Game Winning Drive = Fourth quarter drive that puts team ahead for the final time
4th Quarter Comeback = Offense overcomes a deficit to win the game

CEEDEE LAMB NOTES



Career Statistics

395 Receptions
*most by Cowboys player in first four seasons

5,145 Receiving Yards
*most by Cowboys player in first four seasons

18 Games with 100 Receiving Yds
*tied for sixth in Cowboys history

★ NO SILENCING THIS LAMB ★

CeeDee Lamb started his Cowboys career loudly, establishing a franchise record for receptions by a Cowboys rookie (74). In 2023 Lamb's 135 receptions set the single-season franchise record, and he is the first player in Cowboys history with multiple seasons of 100-plus catches:

Receptions in a Season - Cowboys History		
Player	Season	Rec
CeeDee Lamb	2023	135
Michael Irvin	1995	111
Jason Witten.....	2012	110
CeeDee Lamb	2022	107

In addition to setting the franchise record, Lamb's 135 receptions rank sixth in single-season NFL history:

Receptions in a Season - NFL History		
Player, Team	Season	Rec
Michael Thomas, NO.....	2019	149
Cooper Kupp, LAR	2021	145
Marvin Harrison, Ind.....	2002	143
Antonio Brown, Pit.....	2015	136
Julio Jones, Atl	2015	136
CeeDee Lamb, Dal.....	2023	135

Lamb also set the single-season franchise record in receiving yards (1,749), which also ranks eighth in single-season NFL history:

Receiving Yds in a Season - Cowboys History		
Player	Season	Rec Yds
CeeDee Lamb	2023	1,749
Michael Irvin	1995	1,603
Michael Irvin	1991	1,523

Lamb, who has 395 career receptions since he entered the league in 2020, has the third-most receptions by a player in his first four seasons in NFL history:

Receptions in First Four Seasons - NFL History			
Player, Team	Rec	Player, Team	Rec
Michael Thomas, NO.....	470	Justin Jefferson, Min.....	392
Jarvis Landry, Mia	400	Anquan Boldin, Ari	342
CeeDee Lamb, Dal.....	395	Diontae Johnson, Pit.....	340

11

CeeDee Lamb reeled in 11-plus receptions in seven contests in 2023, surpassing Michael Thomas (six games in 2019) for the most games with 11-plus receptions in a season in NFL history.

★ ON THE LAMB ★

CeeDee Lamb quickly rose to the No. 1 receiver spot for the Dallas Cowboys. Lamb had eight 100-yard performances in 2023, a single-season career-high and the second-most by a Cowboys player in a single season behind only Michael Irvin (11) in 1995:

100-Yard Receiving Games in a Season Cowboys History			
Player	100-Yd Gms	Player	100-Yd Gms
Michael Irvin, 1995.....	11	Terrell Owens, 2007.....	6
CeeDee Lamb, 2023.....	8	Michael Irvin, 1992.....	6
Michael Irvin, 1991.....	7	Bob Hayes, 1967.....	6

Lamb has raised his career total to 18 games with at least 100 receiving yards, the most 100-yard games by a Cowboys player in his first four seasons:

100-Yard Receiving Games Through First Four Seasons Cowboys History			
Player	100-Yd Gms	Player	100-Yd Gms
CeeDee Lamb	18	Dez Bryant.....	9
Bob Hayes.....	15	Drew Pearson.....	9
Michael Irvin.....	13	Miles Austin.....	8

Below are all 18 of Lamb's 100-yard performances:

CeeDee Lamb Career 100-Yard Rec Games			
Opp, Date	Rec Yds	Opp, Date	Rec Yds
vs. Det, 12/30/23.....	227	vs. Phi, 12/24/22.....	120
at Phi, 11/5/23.....	191	at Mia, 12/24/23.....	118
vs. LAR, 10/29/23.....	158	at LAC, 10/16/23.....	117
vs. NYG, 11/12/23.....	151	vs. Sea, 11/30/23.....	116
at GB, 11/13/22.....	150	at Min, 10/31/21.....	112
at NE, 10/17/21.....	149	vs. Atl, 9/20/20.....	106
vs. NYJ, 9/17/23.....	143	vs. NYG, 11/24/22.....	106
at Jax, 12/18/22.....	126	at TB, 9/9/21.....	104
vs. NYG, 10/11/20.....	124	at Ten, 12/29/22.....	100

★ CEEDEE'S BIG PLAYS ★

CeeDee Lamb is no stranger when it comes to big plays. Lamb reeled in a career-high 29 receptions of 20-plus yards in 2023, tied for the most in the NFL:

20-Plus Yard Reception Leaders - NFL 2023			
Player	20-Yd Rec	Player	20-Yd Rec
CeeDee Lamb, Dal.....	29	Puka Nacua, LAR.....	25
Tyreek Hill, Mia.....	29	D.J. Moore, Chi.....	25
Brandon Aiyuk, SF.....	28	Justin Jefferson, Min.....	25
Nico Collins, Hou.....	25		

Lamb's 92-yard touchdown reception against Detroit (12/30) was the second-longest reception in franchise history (Bob Hayes, 95 yards against Washington on Nov. 13, 1966). It also marked the longest play from scrimmage in all of the NFL in 2023.

CEEDEE LAMB NOTES, CONT.

★ TD LAMB ★

CeeDee Lamb reeled in 12 touchdown catches in 2023, a single-season career-high. Overall, Lamb has 32 career touchdown receptions, the third-most touchdown receptions by a Cowboy in his first four seasons, trailing only Bob Hayes (45) and Dez Bryant (40).

Along with 12 receiving touchdowns in 2023, Lamb rushed for two scores. Lamb's 14 total touchdowns are a single-season career-high and led all NFL wide receivers in 2023:

Overall Touchdowns Scored - NFL WRs 2023

Player	Rec TD	Player	Rec TD
CeeDee Lamb, Dal.....	14	Deebo Samuel, SF.....	12
Mike Evans, TB.....	13	Five others tied.....	10
Tyreek Hill, Mia.....	13		

Lamb also ended 2023 with a touchdown - rushing or receiving - in nine consecutive games. He is the first Cowboys receiver to record a touchdown in nine straight games and the third NFL receiver since 2000 with a nine-game touchdown streak (A.J. Green in 2012 and Randy Moss from 2003-04).

Consecutive Games with a Touchdown Cowboys WRs All-Time

Player, Season	Games	Player, Season	Games
CeeDee Lamb, 2023.....	9	Terrell Owens, 2006-07.....	6
Dez Bryant, 2012.....	7	Michael Irvin, 1995.....	6
Terrell Owens, 2007.....	7		

★ LAMB RACK ★

CeeDee Lamb has also racked up yards in his career. Lamb's 5,463 career scrimmage yards are the fourth-most by a wide receiver in NFL history in a player's first four seasons, trailing only Randy Moss (5,486), Michael Thomas (5,503) and Justin Jefferson (5,927).

Lamb led all wide receivers in 2023 with 1,862 scrimmage yards, tied for the fifth-most in a season by any NFL wide receiver:

Scrimmage Yards by Wide Receiver in a Season NFL History

Player, Seasons	Scrm Yds
Cooper Kupp, 2021.....	1,965
Calvin Johnson, 2012.....	1,964
Jerry Rice, 1995.....	1,884
Julio Jones, 2015.....	1,871
CeeDee Lamb, 2023.....	1,862
Antonio Brown, 2015.....	1,862

Lamb ended the 2023 regular season with 5,145 career receiving yards, surpassing Torry Holt for the fourth-most receiving yards by a player in his first four seasons:

Players with 5,000 Receiving Yards in First Four Seasons NFL History

Player, Seasons	Rec Yds
Justin Jefferson, 2020-23.....	5,707
Michael Thomas, 2016-19.....	5,512
Randy Moss, 1998-2001.....	5,396
CeeDee Lamb, 2020-23.....	5,145
Torry Holt, 1999-2002.....	5,088

★ SLOT MACHINE ★

CeeDee Lamb proved to be elusive when lining up as a slot receiver in 2022, as his 867 yards out of the slot led the NFL in 2022. Lamb once again sat atop the NFL with 907 receiving yards out of the slot in 2023:

NFL Reception Leaders When Lining Up in The Slot - 2023

Player	Targets	Rec.	Rec. Yds
CeeDee Lamb, Dal.....	98	69	907
Amon-Ra St. Brown, Det.....	95	68	747
Jayden Reed, GB.....	67	44	653
Evan Engram, Jax.....	88	71	624
Adam Thielen, Car.....	83	61	601

★ 10-PIECE ★

CeeDee Lamb reeled in 13 receptions against Washington (1/7/24), giving him seven games with at least 10 receptions in 2023, most in the NFL, a single-season franchise record and tied for the second-most such games in a season in NFL history:

Games with 10 Receptions in a Season - NFL History

Player	Games	Player	Games
Michael Thomas, 2019.....	9	Wes Welker, 2009.....	7
CeeDee Lamb, 2023.....	7	Andre Johnson, 2008.....	7

Lamb has 10 career games with double-digit catches, the first player in Cowboys history - third in NFL history - with 10 games of 10-plus catches in his first four seasons:

Games with Double-Digit Catches in First Four Seasons NFL History

Player	Games	Player	Games
Michael Thomas, NO.....	18	Justin Jefferson, Min.....	8
Christian McCaffrey, SF..	10	Brandon Marshall, Den..	8
CeeDee Lamb, Dal.....	10		

Lamb's 10 career games with at least 10 receptions rank second in franchise history:

Games with 10 Receptions - Cowboys History

Player	Games	Player	Games
Jason Witten.....	11	Amari Cooper.....	6
CeeDee Lamb.....	10	Miles Austin.....	5
Michael Irvin.....	7	Dez Bryant.....	4

Lamb has recorded at least 10 receptions, 100 receiving yards and two touchdowns in three career games, the most such games in franchise history. Since the start of 2022, Lamb and Davante Adams are the only two receivers in the NFL with 10 receptions, 100 receiving yards and two touchdowns in three contests.

Below are Lamb's 10 career games with 10-plus receptions:

CeeDee Lamb Games with 10-Plus Receptions

Opp/Date	Rec.	Yds
Det, 12/30/23.....	13	227
@Was, 1/7/24.....	13	98
LAR, 10/29/23.....	12	158
Sea, 11/30/23.....	12	116
@Phi, 11/5/23.....	11	191
NYG, 11/12/23.....	11	151
NYJ, 9/17/23.....	11	143
@GB, 11/13/22.....	11	150
@Ten, 12/29/22.....	11	100
Phi, 12/24/22.....	10	120

Lamb also had four games with at least 10 receptions and 150 receiving yards this season, tied for the most such games in a season in NFL history:

Games with 10 Receptions and 150 Receiving Yds Single-Season NFL History

Player	Games	Player	Games
CeeDee Lamb, 2023.....	4	Calvin Johnson, 2012.....	4
Tyreek Hill, 2022.....	4	Tim Brown, 1997.....	4
Antonio Brown, 2017.....	4	Jerry Rice, 1995.....	4

★ NOT JUST A SLOT BOY ★

CeeDee Lamb has been a versatile weapon in his four NFL seasons. Head Coach Mike McCarthy moved Lamb all over the field in 2023, seeing time in the slot and on the outside.

CeeDee Lamb - Slot vs. Outside 2023

Slot	Outside
Snaps: 499	Snaps: 438
Targets: 98	Targets: 83
Receptions: 69	Receptions: 66
Receiving Yards: 907	Receiving Yards: 842
TD: 8	TD: 4

CEEDEE LAMB/JAKE FERGUSON NOTES

★ THE LEAGUE'S BEST ★

CeeDee Lamb established himself as one of the best receivers in the league in 2023, as he ranked among the top pass catchers in every main receiving statistic:

NFL Leaders - 2023

Receptions

1. **CeeDee Lamb (135)**
2. Amon-Ra St. Brown (119)
Tyreek Hill (119)
4. Evan Engram (114)
5. Michael Pittman Jr. (109)

Receiving Yards

1. Tyreek Hill (1,799)
2. **CeeDee Lamb (1,749)**
3. Amon-Ra St. Brown (1,515)
4. Puka Nacua (1,486)
5. A.J. Brown (1,456)

20+ Rec

1. **CeeDee Lamb (29)**
Tyreek Hill (29)
Brandon Aiyuk (28)

Receiving Touchdowns

1. Mike Evans (13)
Tyreek Hill (13)
3. **CeeDee Lamb (12)**
4. Four others tied (10)

★ CEEDEE'S BREAKDOWN ★

Below is a chart detailing CeeDee Lamb's receptions in 2023, *Pro Football Focus*:

Outside Left	Between Numbers	Outside Right
4/6 (1) 94.5 90 (4) 1 TD, 0 INT 149.3 NFL	7/11 (0) 98.2 227 (63) 2 TD, 0 INT 146.8 NFL	0/0 (0) 92.4 0 (0) 0 TD, 0 INT
8/9 (0) 97.2 159 (58) 1 TD, 0 INT 155.8 NFL	10/16 (1) 97.2 233 (116) 3 TD, 0 INT 145.8 NFL	13/23 (0) 96.8 207 (20) 2 TD, 1 INT 97.6 NFL
18/19 (1) 90.6 155 (74) 1 TD, 0 INT 118.2 NFL	37/44 (1) 95.1 354 (135) 1 TD, 0 INT 107.8 NFL	17/22 (1) 84.3 157 (94) 0 TD, 0 INT 96.2 NFL
4/4 (0) 72.3 12 (20) 0 TD, 0 INT 79.2 NFL	9/9 (0) 69.5 35 (63) 0 TD, 0 INT 82.9 NFL	4/5 (0) 73.1 13 (18) 0 TD, 0 INT 79.2 NFL


Statistics: REC/TGT (Drops)
YDS (YAC)

★ 88 MAKING HISTORY ★

CeeDee Lamb is no stranger to etching himself in Cowboys record books. Against the N.Y. Giants (11/12), Lamb took it a step further. The fourth-year receiver became the first player in NFL history to have three consecutive games of 10-plus catches and 150-plus receiving yards. Below is a game-by-game breakdown of Lamb's record-setting streak:

Streak of 10 Rec. and 150 Rec. Yds

Opp, Date	Rec	RecYds
vs. LAR, 10/29/23	12	158
at PHI, 11/5/23	11	191
vs. NYG, 11/12/23	11	151



★ YAC ATTACK ★

Head Coach Mike McCarthy has commented on CeeDee Lamb's dynamic ability to make defenders miss after the catch. Lamb led the NFL with 680 yards after the catch in 2023, per TruMedia:

Yards After Catch - NFL 2023

Player, Team	YAC	Player, Team	YAC
CeeDee Lamb, Dal	680	Tyreek Hill, Mia	652
Amon-Ra St. Brown, Det.	668	Breece Hall, NYJ	649
Rashee Rice, KC	654	Puka Nacua, LAR	639

★ THIRD DOWN PLAYMAKER ★

Dallas was not shy about targeting its No. 1 wideout in crucial third down situations. Dak Prescott targeted CeeDee Lamb 46 times on third down (tied for second in NFL), and Lamb came up with a first down reception on 29 of those targets, a 63.0% first down conversion rate that tied for second in 2023:

First Down Reception Percentage on 3rd Down - NFL 2023 min. 25 3rd Down targets

Player, Team	3rd Dwn Tgt	1D	1D/Tgt%
Brandon Aiyuk, SF	27	18	66.7%
CeeDee Lamb, Dal	46	29	63.0%
Tyreek Hill, Mia	46	29	63.0%
A.J. Brown, Phi	39	22	56.4%
Chris Godwin, TB	46	25	54.3%

★ FER GALICIOUS ★

Second-year tight end Jake Ferguson excelled in his first season as the No. 1 tight end for the Dallas Cowboys. Ferguson had 71 receptions for 761 yards and five touchdowns. His 761 receiving yards were eighth among NFL tight ends in 2023:

Receiving Yards - NFL Tight Ends 2023

Player	Rec Yds	Player	Rec Yds
George Kittle, SF	1,020	David Njoku, Cle	882
Travis Kelce, KC	984	Trey McBride, Atl	825
Evan Engram, Jax	963	Jake Ferguson, Dal	761
T.J. Hockenson, Min	960	Cole Kmet, Chi	719
Sam LaPorta, Det	889	Dalton Kincaid, Buf	673

Ferguson reeled in a touchdown reception in three straight games (vs. LAR, 10/29 - vs. NYG, 11/12), becoming the first Cowboys tight end with a three-game touchdown streak since Jason Witten in 2011. Ferguson has seven career touchdown catches, tied with Jason Witten for the second-most by a Cowboys tight end in the first two seasons of a career:

Receiving TDs in First Two Seasons - Cowboys TEs

Player	Rec TD	Player	Rec TD
Billy Joe Dupree, 1973-74	9	Gavin Escobar, 2013-14	6
Jake Ferguson, 2022-23	7	Lee Folkins, 1962	6
Jason Witten, 2003-04	7		

Ferguson's 90 career receptions are also the second-most catches by a Cowboys tight end in the first two seasons of a career:

Receptions in First Two Seasons - Cowboys TEs

Player	Rec	Player	Rec
Jason Witten	122	Eric Bjornson	55
Jake Ferguson	90	Lee Folkins	39
Billy Joe Dupree	58		

Lastly, Ferguson has the second-most receiving yards by a Cowboys tight end in the first two seasons of a career:

Receiving Yds in First Two Seasons - Cowboys TEs

Player	Yds	Player	Yds
Jason Witten	1,327	Lee Folkins	536
Jake Ferguson	935	Martellus Bennett	442
Billy Joe Dupree	858		

EZEKIEL ELLIOTT NOTES

All-Time Ranks - Cowboys RBs

- 2nd** - Yards-Per-Attempt (4.39)
- 3rd** - Rushing Yards (8,262)
- Rushing Touchdowns (68)
- Carries (1,881)
- 5th** - Scrimmage Yards (10,598)



★ ALL-TIME COWBOYS RUSHERS ★

Below are Ezekiel Elliott's rankings in several key offensive categories in Cowboys history:

RUSH ATTEMPTS	
Emmitt Smith.....	4,052
Tony Dorsett.....	2,755
Ezekiel Elliott.....	1,881
Don Perkins.....	1,500

RUSH YARDS	
Emmitt Smith.....	17,162
Tony Dorsett.....	12,036
Ezekiel Elliott.....	8,262
Don Perkins.....	6,217

YARDS-PER-ATTEMPT	
DeMarco Murray.....	4.85
Ezekiel Elliott.....	4.39
Tony Dorsett.....	4.37
Walt Garrison.....	4.32

RUSHING TOUCHDOWNS	
Emmitt Smith.....	153
Tony Dorsett.....	72
Ezekiel Elliott.....	68

SCRIMMAGE YARDS	
Emmitt Smith.....	20,174
Tony Dorsett.....	15,468
Jason Witten.....	12,977
Michael Irvin.....	11,910
Ezekiel Elliott.....	10,598

SCRIMMAGE YPG	
DeMarco Murray.....	108.0
Ezekiel Elliott.....	102.9
Emmitt Smith.....	100.4
Tony Dorsett.....	98.5

TOTAL TOUCHDOWNS	
Emmitt Smith.....	164
Tony Dorsett.....	86
Ezekiel Elliott.....	80
Bob Hayes.....	76
Dez Bryant.....	75

★ EATING UP SCRIMMAGE YDS ★

Ezekiel Elliott surpassed 10,000 career scrimmage yards in 2022 and is the third Cowboys running back to reach 10,000 scrimmage yards, joining Emmitt Smith (20,174) and Tony Dorsett (15,648):

Most Scrimmage Yards All-Time, Cowboys RBs

Player	Scrm. Yds	Player	Scrm. Yds
Emmitt Smith.....	20,174	Don Perkins.....	7,572
Tony Dorsett.....	15,468	Calvin Hill.....	6,368
Ezekiel Elliott.....	10,598	Herschel Walker.....	6,047

Elliott recorded at least 1,000 scrimmage yards in each of his first six seasons, which is the second-longest streak in Cowboys history (Emmitt Smith, 13 seasons). Elliott's six 1,000 scrimmage yard seasons are the fourth-most in Cowboys history:

Most Seasons with 1,000 Scrimmage Yards, Cowboys History

Player	1,000-Yd Yrs	Player	1,000-Yd Yrs
Emmitt Smith.....	13	Michael Irvin.....	7
Tony Dorsett.....	9	Ezekiel Elliott.....	6

★ KEEP IT 100 ★

Ezekiel Elliott has posted 30 games with at least 100 rushing yards since 2016 - second in the NFL during that time and third in Cowboys history:

100-Yard Rushing Games - Cowboys History

Player	Games
Emmitt Smith.....	76
Tony Dorsett.....	43
Ezekiel Elliott.....	30
DeMarco Murray.....	19

★ COMPLETE BACK ★

Ezekiel Elliott plays an integral part in protecting the quarterback in Dallas' passing attack, picking up blitzers and helping combat opposing rushers. He posted efficiency numbers above 90.0% for the first eight years of his career, and his 97.6% pass blocking efficiency rate in his last year with Dallas (2022) was the best of his career, per PFF:

Year	Pass Blk Snps	Eff%	Year	Pass Blk Snps	Eff%
2023*	69 (14th)	89.6%	2019	106 (2nd)	93.7%
2022	47 (t-27th)	97.6%	2018	88 (5th)	95.2%
2021	73 (8th)	92.2%	2017	43 (23rd)	94.7%
2020	99 (1st)	94.0%	2016	60 (20th)	95.5%

*New England

12

Since 2022, Ezekiel Elliott has rushed for 15 touchdowns. Twelve of his 15 rushing scores have come from inside the 10-yard line, cementing his stance on one of the most productive short yardage backs in the NFL.

★ THE PUNISHER ★

Ezekiel Elliott punishes defenses in short yardage situations. In third/fourth down-and-one situations in 2023 while with New England, Elliott converted all four of his short yardage chances for a first down. He was one-of-three running backs to sport a 100% short yardage conversion rate in 2023 (min. four chances):

3rd/4th Down and 1 Rushing Conversion Pct. - 2023 NFL RBs (min. four attempts)

Player	Att.	Conv.	Pct%
Ezekiel Elliott, Dal.....	4	4	100.0%
Hunter Luepke, Dal.....	4	4	100.0%
Jerick McKinnon, KC.....	4	4	100.0%
Kyren Williams, LAR.....	14	15	93.3%
Derrick Henry, Ten.....	9	8	88.9%

OFFENSIVE NOTES

★ THIRD DOWN SUCCESS ★

Dallas was exceptional on third down in 2023. The Cowboys were second in the NFL with a 48.3% third down conversion rate:

Third Down Conversion Percentage - NFL 2023

Team	3DAtt	3DConv.	3DPct
Buffalo.....	219	109	49.8%
Dallas.....	230	111	48.3%
Philadelphia.....	225	108	48.0%
San Francisco.....	179	85	47.5%
Green Bay.....	223	105	47.1%

Below is a breakdown of the Cowboys third down conversions by distance in 2023:

3rd & Short (<4 Yds)	3rd & Med (4-6 Yds)	3rd & Long (>6 Yds)	3rd & 10+
42-70 (60.0%)	40-66 (60.6%)	29-94 (30.9%)	12-54 (22.2%)
Rank: 14th	Rank: 1st	Rank: 2nd	Rank: 4th

★ SUSTAINING SUCCESS ★

Partly due to a high third down conversion rate, the Cowboys sustained long drives in 2023. After finishing with the 17th-most 10-play drives (31) in 2022, Dallas ranked first with 47 10-play drives in 2023 and cashed in for points on all but eight of those 10-play drives:

10-Play Drives - NFL 2023

Team	10-Play Dr	TDs	FGs	Tot Scores	Efficcy
Dallas.....	47	18	21	39	83.0%
Philadelphia.....	39	16	18	34	87.2%
LA Chargers.....	38	13	16	29	76.3%
Buffalo.....	37	16	13	29	78.4%

Dallas' 47 10-play drives were the most by any NFL team since the stat was tracked in 1995:

10-Play Drives in a Season - Since 1995

Team, Year	10-PlyDr	Team, Year	10-PlyDr
Dallas, 2023.....	47	LA Chargers, 2021.....	44
Pittsburgh, 2022.....	45	Kansas City, 2021.....	43

★ TAKE CARE (FT. COWBOYS) ★

One portion of Dallas' complementary football formula was its ability to take care of the ball on offense. Dallas' 16 giveaways tied for second in the NFL, trailing only Houston (14), and were the third-fewest turnovers in a season in franchise history:

Fewest Turnovers in a Season - Cowboys History

Season	TO	Season	TO
1998.....	15	2018.....	17
2016.....	15	2019.....	18
2023.....	16	2009.....	19

★ SHOTS...EXPLOSIVES... ★

The Cowboys offensive production correlated in large part to their ability to produce big plays (10-plus yards) in 2023. Dallas racked up 231 big plays in 2023 - fourth in the NFL:

Big Plays (10-Plus Yards) - 2023 NFL

Team	10+ Rush	10+ Pass	Tot 10+
Miami.....	65	190	255
San Francisco.....	74	178	252
Detroit.....	60	181	241
Dallas.....	46	185	231
Baltimore.....	70	160	230

Dallas' 185 big play passes were third in the NFL behind Miami (190) and Minnesota (189).

★ 40-BURGER ★

Dallas was no stranger when it comes to lighting up the scoreboard in 2023, as it led the NFL in points-per-game (29.9). The Cowboys also led the league with five 40-point games in 2023, tied for the most 40-point games in a season in team history:

40-Point Games in a Season - Cowboys History

Team	40+ Gms	Player	40+ Gms
2023.....	5	2022.....	4
1971.....	5	1966.....	4
2021.....	5		

Dallas Cowboys 40-Point Games - 2023

Opp, Date	Score	Opp, Date	Score
at NYG, 9/10/23.....	40-0	vs. Was, 11/23/23.....	45-10
vs. LAR, 10/29/23.....	43-20	vs. Sea, 11/30/23.....	41-35
vs. NYG, 11/12/23.....	49-17		

Since Head Coach Mike McCarthy arrived in 2020, the Cowboys have the most 40-point outings among NFL teams:

40-Point Games - NFL 2020-23

Team	40+ Gms	Team	40+ Gms
Dallas.....	16	Tampa Bay.....	7
Kansas City.....	8	Green Bay.....	6
Buffalo.....	8	Detroit.....	6

★ POINT BARRAGE ★

Dallas scored 509 points in 2023 (29.9 ppg) - first in the NFL and the second-highest point total in a season in team history:

Dallas Cowboys Most Points in a Season

Season	Pts	Season	Pts
2021.....	530	2022.....	467
2023.....	509	2014.....	467
1983.....	479	2007.....	455

★ MOVE THE CHAINS ★

The Cowboys offense racked up first downs at a high pace in 2023, as their 385 first downs led the NFL:

First Downs - NFL 2023

Team	1stD	Team	1stD
Dallas.....	385	Philadelphia.....	377
San Francisco.....	383	Detroit.....	375
Buffalo.....	381	Miami.....	360

Dallas picked up 33 first downs in the win against Seattle (11/30), tied for second in Cowboys history and the most in a game by any NFL team this season.

★ STAYING ON THE FIELD ★

The Cowboys extended drives in 2023. Along with a league-leading 47 10-play drives, Dallas avoided three-and-outs. The Cowboys endured 27 three-and-outs on 170 drives in 2023, a 15.9% three-and-out rate that was the third-lowest in the NFL:

Lowest 3 & Out Percentages - NFL 2023

Team	Off. Series	3 & Outs	3 & Out%
Buffalo.....	181	21	11.6%
Kansas City.....	179	26	14.5%
Dallas.....	170	27	15.9%
Miami.....	186	31	16.7%
San Francisco.....	179	31	17.3%

★ TIME OF POSSESSION ★

Part of Mike McCarthy's complementary football formula is dominating the time of possession. In 2023 Dallas averaged 31:48 in time of possession, good for third in the NFL:

Time of Possession Leaders - NFL 2023

Team	TOP	Team	TOP
Cleveland.....	32:19	Buffalo.....	31:46
Chicago.....	31:58	Detroit.....	31:14
Dallas.....	31:48	New Orleans.....	31:10

TREVON DIGGS/DaRON BLAND NOTES



COWBOYS SECONDARY SINCE 2021

59 Interceptions
*1st in the NFL

80.6 Passer Rating Against
*2nd in the NFL

★ NOT SO BLAND ★

The Dallas Cowboys selected cornerback DaRon Bland in the fifth round (167th overall) of the 2022 NFL Draft. As a rookie, Bland filled in as a starter at both nickel corner and outside corner due to injuries. Bland stepped up for the Dallas secondary, tying for second among NFL rookies with five interceptions, and his five picks were the most by a Cowboys rookie since 2002 (Roy Williams and Derek Ross).

Bland was up to the task once again in 2023, as he led the NFL with nine interceptions. He also has more interceptions (14) than any other player since entering the league in 2022:

Interceptions - NFL 2022-23

Player	INT	Player	INT
DaRon Bland, Dal	14	Justin Simmons, Den	9
Jessie Bates III, Cin/Atl	10	Rasul Douglas, GB/Buf	9

Bland's 14 career interceptions are also tied for the second-most by a Cowboys player in their first two seasons:

Interceptions in First Two Seasons - Cowboys History

Player	INT	Player	INT
Everson Walls	18	DaRon Bland	14
Trevon Diggs	14	Mel Renfro	9

★ TO THE HOUSE ★

DaRon Bland led the NFL with nine interceptions in 2023. Bland returned five of his interceptions for touchdowns, a single-season NFL record:

Pick-Sixes in a Season - NFL History

Player, Season	INT TD	Player, Season	INT TD
DaRon Bland, 2023	5	Ken Houston, 1971	4
Eric Allen, 1993	4	Jim Kearney, 1972	4

Bland's five pick-sixes are also the most all-time in Cowboys history:

Career Pick-Sixes - Cowboys History

Player, Season	INT TD	Player, Season	INT TD
DaRon Bland	5	Dennis Thurman	4
Dexter Coakley	4	Five others tied	3

Bland also became one-of-five defensive players since the NFL merger to record five touchdowns in a season:

Defensive TDs in a Season - NFL History

Player, Season	Def TD	Player, Season	Def TD
Devin Hester, 2007	8	Devin Hester, 2006	5
DaRon Bland, 2023	5	Roy Green, 1981	5
J.J. Watt, 2014	5	Ken Houston, 1971	5

★ LOOK AWAY ★

Dallas tied for eighth in the NFL with 17 interceptions in 2023. Opposing quarterbacks struggled against the Cowboys secondary, as Dallas' 80.8 passer rating against ranked sixth in the NFL.

When targeted, second-year corner DaRon Bland allowed a passer rating of 50.9, third among NFL cornerbacks who were targeted with at least 40 pass attempts:

Passer Rating When Targeted (min. 40 targets) - NFL 2023

Rnk Player, Team	Tgt	Rec	INT	PsRtingAg
1. Jaylon Johnson, Chi	50	25	4	33.3
2. Martin Emerson Jr, Cle	70	33	4	45.3
3. DaRon Bland, Dal	89	48	9	50.9
4. L'Jarius Sneed, KC	81	42	2	55.9
5. Charvarius Ward, SF	93	51	5	63.0

★ DYNAMIC DUO ★

Trevon Diggs reeled in an interception in 2023 before suffering a season-ending knee injury in Week 3 of 2023. Diggs has 18 career interceptions, the fifth-most through four seasons in Cowboys history.

Spurred by his franchise record 11 interceptions in 2021, Diggs leads the league in interceptions (15) the last three seasons. Standing on the opposite side of Diggs is third-year corner DaRon Bland, who is tied for the second-most interceptions since 2021:

Interceptions - NFL 2021-23

Player, Team	INTs
Trevon Diggs, Dal	15
DaRon Bland, Dal	14
Rasul Douglas, GB/Buf	14
Justin Simmons, Den/Atl	14
Jessie Bates III, Cin/Atl	11
Jalen Ramsey, LAR/Mia	11

★ NO FLY ZONE ★

The Dallas Cowboys allowed a mere 187.4 net passing yards-per-game, fifth in the NFL:

Team Net Passing Yards Allowed-Per-Game - 2023

Team	Yds/Game
Cleveland	164.7
N.Y. Jets	168.3
Carolina	171.5
Kansas City	176.5
Dallas	187.4

Dallas' 187.4 passing yards allowed-per-game was the team's lowest mark in a season since 2003 (164.4).

MICAH PARSONS NOTES



BY THE NUMBERS

40.5 Career Sacks
*4th in the NFL since 2021

260 Career Pressures
*T-2nd in the NFL since 2021, per PFF

21.2 Pressure Percentage
*leads all edge defenders since 2021



★ THE LIONBACKER ★

Micah Parsons showed his explosiveness off the edge in 2023. Parsons tallied a career-best 103 pressures, per *Pro Football Focus*, which led the league. He also pressured quarterbacks on 20.1% of his pass rushes, first among all NFL defenders:

Quarterback Pressures, PFF 2023

Player	Pressures	Ps Rush	Prsr%
Micah Parsons, Dal	103	513	20.1%
Aidan Hutchison, Det	101	624	16.2%
Nick Bosa, SF	95	567	16.8%
Maxx Crosby, LV	94	657	14.3%
Josh Allen, Jax	90	513	17.5%

Parsons was one-of-four players since 2006 with at least 100 pressures in a season, per PFF:

Pressures in a Season, PFF - NFL Since 2006

Player, Team	Season	Pressures
J.J. Watt, Hou	2014	119
Aaron Donald, LAR	2015	106
Micah Parsons, Dal	2023	103
Maxx Crosby, LV	2021	100

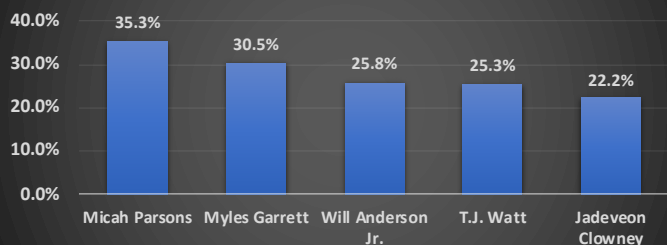
★ BEWARE OF THE LION ★

Micah Parsons is one of the game's top pass rushers, and he led the league in pass rush win rate (30.0%) in 2022. In 2023 Parsons again led the NFL in pass rush win rate (35.3%), which occurs when a defender beats his block in less than 2.5 seconds:

Pass Rush Win Rate - NFL 2023

Rk	Player, Team	Wins	Plays	PRWR
1.	Micah Parsons, Dal	84	238	35.3%
2.	Myles Garrett, Cle	82	269	30.5%
3.	Will Anderson Jr., Hou	57	221	25.8%
4.	T.J. Watt, Pit	75	296	25.3%
5.	Jadeveon Clowney, Bal	66	267	22.2%

Pass Rush Win Rate - NFL 2023



★ THE LION IS ALWAYS HUNGRY ★

Micah Parsons was on the prowl for opposing quarterbacks in his first two seasons with the Dallas Cowboys, finishing with 13.0 sacks as a rookie and 13.5 sacks in 2022. In 2023 Parsons tied for seventh in the NFL with a career-high 14.0 sacks.

Parsons' career sack total is up to 40.5, the fourth-most sacks in a NFL player's first three seasons since sacks became official in 1982:

Most Sacks Through First Three Seasons - Since 1982

Player/Team	Seasons	Sacks
Reggie White, Phi	1985-87	52.0
Derrick Thomas, KC	1989-91	43.5
Aldon Smith, SF	2011-13	42.0
Micah Parsons, Dal	2021-23	40.5
Dwight Freeney, Ind	2002-04	40.0
Shawne Merriman, SD	2005-07	39.5
Richard Dent, Chi	1983-85	37.5
J.J. Watt, Hou	2011-13	36.5

With 1.5 sacks against Washington (11/23), Parsons recorded his 13th career multi-sack game, the fourth-most multi-sack games in an NFL player's first three seasons since 1982:

Most Multi-Sack Games Through First Three Seasons Since 1982

Player/Team	Multi-Sack Gms	Seasons
Reggie White, Phi	17	1985-87
Aldon Smith, SF	16	2011-13
Richard Dent, Chi	14	1983-85
Micah Parsons, Dal	13	2021-23
Shawne Merriman, SD	12	2005-07

★ SACK KING ★

Micah Parsons had 14.0 sacks in 2023 and is the first player in Cowboys history with double-digit sacks in each of his first three seasons. Parsons became the second NFL player since 1982 with at least 12.0 sacks in each of his first three seasons, joining Hall of Famer Reggie White:

Parsons Sacks by Season

Season	Sacks
2021	13.0
2022	13.5
2023	14.0

2.3 Per NFL's Next Gen Stats, Micah Parsons averaged the quickest time to pressure in 2023 (2.3 seconds).

PARSONS/DEFENSIVE NOTES

★ SEEING DOUBLE ★

Along with Micah Parsons' league-leading 35.3% pass rush win rate, Dallas' opponents tried every trick in the bag to limit Parsons from reaching the quarterback. Parsons was double teamed on 35% of his pass rush plays in 2023, first in the NFL according to Next Gen Stats:

Double Team Rate - NFL Edge Players 2023

Rk	Player, Team	DbTeam %
1.	Micah Parsons, Dal	35%
2.	Myles Garrett, Cle.....	29%
3.	Nick Bosa, SF.....	26%
4.	Jadeveon Clowney, Bal.....	25%
5.	Will Anderson Jr., Hou.....	23%

★ WINGARDIUM LEVI-OSA ★

Osa Odighizuwa had a career year, disrupting fronts in both the run and pass game. Odighizuwa had 3.0 sacks in 2023 and ranked fourth in pass rush win rate (18.2%) among interior defensive linemen, per Next Gen Stats. A pass rush win occurs when a defender beats his block in less than 2.5 seconds:

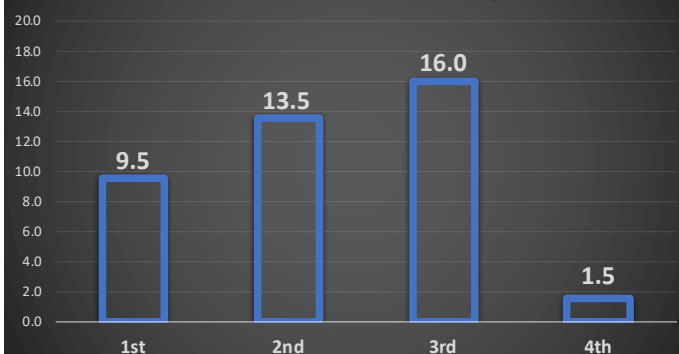
Pass Rush Win Rate - NFL Defensive Tackles per NextGen

Rk	Player, Team	Wins	Plays	PRWR
1.	Aaron Donald, LAR.....	57	286	19.9%
2.	Chris Jones, KC.....	42	214	19.6%
3.	Dexter Lawrence, NYG.....	47	253	18.6%
4.	Osa Odighizuwa, Dal	32	176	18.2%
5.	DeForest Buckner, Ind.....	47	270	17.4%

★ PARSONS SACKS BY DOWN ★

Micah Parsons has recorded 40.5 career sacks in the regular season. Below is a breakdown of his sacks by down:

Micah Parsons Career Sacks by Down



★ UNDER PRESSURE ★

The Cowboys front-six have established themselves as one of the premier pass rushing units in the league. After leading the NFL with 271 pressures in 2022, Dallas tied for fifth in the NFL with 264 pressures in 2023, per *Pro Football Focus*:

QB Pressures per PFF - NFL 2023

Team	Pressures
Baltimore.....	288
San Francisco.....	279
Detroit.....	274
Miami.....	273
Dallas	264
Philadelphia.....	264

★ WRAP UP ★

Since Dan Quinn arrived in 2021, the Dallas defense has the second-fewest missed tackles (335) behind New England (330) per *PFF*. In 2023 the Cowboys had 104 missed tackles, fewest in the NFL:

Fewest Missed Tackles per PFF - NFL 2023

Team	MissTkl	Team	MissTkl
Dallas	104	Kansas City.....	125
Philadelphia.....	123	Cincinnati.....	127
New England.....	124	Tampa Bay.....	128

★ SACK ATTACK ★

Dallas was effective in rushing opposing passers in 2022, as Dallas' 54 sacks tied for third in the NFL. In 2023 Dallas tied for 13th in the NFL with 46 sacks.

Below are all of Dallas' 2023 sacks broken down by player:

Dallas Cowboys Sack Leaders - 2023

Player	Sacks	Player	Sacks
Micah Parsons.....	14.0	Osa Odighizuwa.....	3.0
Dorance Armstrong.....	7.5	Chauncey Golston.....	1.5
Sam Williams.....	4.5	Jayron Kearse.....	1.5
DeMarcus Lawrence.....	4.0	Neville Gallimore.....	1.0
Dante Fowler.....	4.0	Mazi Smith.....	1.0
Johnathan Hankins.....	3.0		

★ BLITZ-CAST ★

In 2023 Dallas blitzed opponents on 32.4% of its dropbacks, ninth in the league:

Blitz Per Dropback - NFL 2023

Team	Blz/Db	Team	Blz/Db
Minnesota.....	50.7%	Carolina.....	36.5%
N.Y. Giants.....	49.1%	New England.....	33.3%
Tampa Bay.....	42.0%	Green Bay.....	33.2%
Kansas City.....	37.0%	Dallas	32.4%
Denver.....	36.9%	Detroit.....	32.3%

When sending five-or-more pass rushers, Dallas forced opposing quarterbacks to throw seven interceptions, tied for the second-most interceptions in the NFL when blitzing:

Interceptions When Blitzing Opposing QBs - NFL 2023

Team	INT	Team	INT
N.Y. Giants.....	9	Minnesota.....	6
Dallas	7	Tampa Bay.....	6
Baltimore.....	7	Detroit.....	6

★ POINTS AT A PREMIUM ★

Dallas allowed 18.5 points-per-game in 2023, good for fifth in the NFL and the third-fewest points allowed by a Cowboys team this century:

Points Allowed-Per-Game - Cowboys 2000-23

Season	Points	Season	Points
2009.....	15.6	2005.....	19.3
2003.....	16.3	2019.....	20.1
2023.....	18.5	2022.....	20.1
2016.....	19.1		

★ NO FIRTS FOR YOU ★

While the Dallas offense led the league in first downs gained in 2023 (304), the Cowboys defense stopped opponents before the chains.

Dallas allowed opponents to convert 311 first downs, tied for the eighth-fewest first downs allowed in the league in 2023:

Fewest First Downs Allowed - NFL 2023

Team	1D Allwd	Team	1stD Allwd
Cleveland.....	253	Baltimore.....	306
N.Y. Jets.....	298	Chicago.....	307
Kansas City.....	300	Dallas	311
New Orleans.....	300	Carolina.....	311
New England.....	305	Pittsburgh.....	311

DEFENSIVE NOTES

★ DEFENSIVE SCORES ★

In 2023 Dallas led the league with six defensive touchdowns, tying the single-season franchise record set in 2021:

Cowboys Defensive TDs in a Single Season

Season	INT Ret	Fum Ret	Tot TD
2021	5	1	6
2023	5	1	6
2013	2	3	5
1999	4	1	5
1983	2	3	5
1968	3	2	5

Since 2021, Dallas' 15 defensive touchdowns lead the NFL by a large margin:

Defensive Touchdowns - NFL 2021-23

Team	INT Ret	Fum Ret	Tot TD
Dallas	9	5	15
Miami	7	4	11
New England	8	2	10
Philadelphia	6	4	10

★ FUMBLEROOSKI ★

Dallas has put an emphasis on takeaways since Dan Quinn arrived as defensive coordinator in 2021. In 2022 Dallas made an effort to jar the ball loose from opposing ball carriers, as the Cowboys led the league with 20 forced fumbles, which was also the most by a Cowboys team since the stat became official in 1994.

The Cowboys forced 14 fumbles in 2023, tied for 10th, and spanning back to last season, Dallas leads the league in forced fumbles (34):

Team Leaders in Forced Fumbles - 2022-23

Team	FF	Team	FF
Dallas	34	N.Y. Giants	31
Minnesota	31	Indianapolis	30
Denver	31		

Along with forcing fumbles, Dallas is quick to recover fumbles on the defensive side of the ball. In 2023 Dallas pounced on eight loose balls. Since the start of 2022, Dallas leads the league in defensive fumble recoveries (26).

★ STOPS IN CRUNCH TIME ★

Despite several teams scoring points late due to nine 20-point blowout victories, Dallas allowed just eight touchdowns in the fourth quarter this season, and its 3.9 points allowed-per-game in the fourth quarter ranked third in the NFL:

Fourth Quarter Points Allowed-Per-Game - 2023

Team	Pts/4Q	Team	Pts/4Q
Pittsburgh	3.5	Kansas City	4.2
San Francisco	3.5	N.Y. Jets	4.5
Dallas	3.9		

★ NO TOUCHDOWNS ALLOWED ★

The Cowboys allowed 18.5 points-per-game in 2023, good for fifth in the NFL. Dallas also tied Atlanta and the N.Y. Jets for the ninth-fewest touchdowns allowed (36) in 2023:

Least Allowed TD - NFL 2023

Team	TD Allwd	Team	TD Allwd
Baltimore	26	New Orleans	34
San Francisco	31	Tampa Bay	34
Kansas City	32	Dallas	36
Pittsburgh	32	Atlanta	36
Tennessee	33	N.Y. Jets	36
Buffalo	34		

★ THIRD-AND-I GOT THIS ★

The Cowboys held opponents to 79-of-211 on third downs in 2023, a 37.4% opponent third down conversion rate. When limiting opposing offenses on first and second down, the Cowboys defense gave opponents fits on third-and-medium (four-to-six yards). Dallas allowed just 14 first downs on 42 third-and-medium attempts, a 33.3% third-and-medium opponent conversion rate that ranked third in the NFL in 2023.

Below is a breakdown of the Cowboys opponent third down conversions by distance in 2023:

Cowboys Third Down Defense in 2023

3rd & Short (<4 Yds)	3rd & Med (4-6 Yds)	3rd & Long (>6 Yds)	3rd & 10+
44-77 (57.1%)	14-42 (33.3%)	21-92 (22.8%)	9-58 (15.5%)
Rank: 16th	Rank: 3rd	Rank: 14th	Rank: 13th

In the win against the N.Y. Giants (11/12), Dallas did not allow a first down on 12 third down attempts (0-12). Below are the games where Dallas did not allow one third down conversion since 1990:

Zero Third Down Conversions Allowed - Cowboys Since 1990

Opp, Date	3rdAtt	3rdConv	3rdConv%
NYG, 11/12/23	12	0	0.0%
NYG, 1/3/21	7	0	0.0%
Ari, 9/6/98	10	0	0.0%
Det, 11/8/92	7	0	0.0%
LA Raiders, 10/25/92	8	0	0.0%

★ TAKEAWAYS IN BUNCHES ★

The Cowboys led the NFL in takeaways in both 2021 (34) and 2022 (33), becoming the first team to lead the NFL in takeaways in back-to-back seasons since the Pittsburgh Steelers from 1972-74 (three straight seasons).

In 2023 Dallas tied for eighth with 26 takeaways, and since Dan Quinn arrived as defensive coordinator in 2021, the Cowboys lead the NFL in both takeaways (93) and interceptions (59):

Takeaways in the NFL - 2021-23

Team	INT	FR	Takeaways
Dallas	59	34	93
Buffalo	54	26	80
Indianapolis	44	32	76
Tampa Bay	40	34	74
New England	52	21	73

★ I'LL TAKE THAT ★

Dallas was 9-0 when winning the turnover battle in 2023, the league's best record in that category. Overall, the Cowboys had a +10 turnover differential, tied for fifth in the NFL:

2023 NFL Turnover Differential Leaders

Team	Takeaways	Giveaways	Differential
Baltimore	31	19	+12
N.Y. Giants	31	19	+12
New Orleans	29	18	+11
Pittsburgh	27	16	+11
Dallas	26	16	+10
Houston	24	14	+10
San Francisco	28	18	+10
Cincinnati	26	16	+10

Dallas finished the season with a turnover margin of +10-or-better for the third consecutive season. It was the first time in franchise history that the Cowboys finished with a turnover margin of +10-or-better in three consecutive seasons and marked the first NFL team to do so since Kansas City from 2015-17.

SPECIAL TEAMS NOTES

2023 SEASON (NFL Rank)

36 Field Goals (1st)

94.7% Field Goal Percentage (3rd)

157 Kicking Points (1st)



★ BUTTER AUBREY ★

Brandon Aubrey, who spent his collegiate athletic career as a soccer player at Notre Dame, led the NFL in field goals made (36) and ranked third in field goal percentage (94.7%). After Aubrey made a game-winning field goal at the LA Chargers (10/16), Dak Prescott called Aubrey "Butter Aubrey" in reference to his historic start and how he played "as smooth as butter."

Aubrey made his first 35 field goal attempts in 2023, an NFL record for field goals made without a miss to start a career:

Most Field Goals Made Without Missing To Start Career

Player, Season	FGM	FGA
Brandon Aubrey, 2023	35	35
Travis Coons, 2015	18	18
Chandler Catanzaro, 2014	17	17
Kai Forbath, 2012	17	17

★ LONG BALL BRANDON ★

Aubrey showed that he has the ability to knock down kicks from long range. Aubrey nailed a 60-yard field goal and a 59-yard field goal against Philadelphia (12/10), becoming the first player in NFL history to make two field goals from 59-plus yards in a single game.

Below are the longest field goals by a Cowboys first-year player:

Longest Field Goals by Cowboys First-Year Kickers

Player	FG Length	Opp, Date
Brett Maher	62	Phi, 12/9/18
Brandon Aubrey	60	Phi, 12/10/23
Brandon Aubrey	59	Phi, 12/10/23
Brett Maher	59	TB, 12/23/18
Brandon Aubrey	58	LAR, 10/29/23

Aubrey made all 10 field goal attempts from 50-plus yards in 2023, the most 50-yard field goals in a season by any Cowboys player and tied for the second-most 50-yard makes in a season in NFL history:

Most 50-Yard Field Goals Made in a Season - NFL History

Player, Season	50+ Yd FG FGM	FGA
Daniel Carlson, 2022	11	13
Brandon Aubrey, 2023	10	10
Brandon McManus, 2020	10	15
Justin Tucker, 2016	10	10
Blair Walsh, 2012	10	10

Additionally, Aubrey made three field goals from 50-plus yards on Sunday Night Football against Philadelphia (12/10). He was just the second player in franchise history with three field goals of 50-plus yards in a single game, joining Brett Maher (at Min, 11/20/22).

★ POINT PERSON ★

Brandon Aubrey signed with the Cowboys prior to training camp after kicking two seasons for the Birmingham Stallions in the USFL. Aubrey was rock solid in his first year, converting 36-of-38 field goal attempts and 44-of-47 PATs.

Along with precision, Aubrey racked up points thanks to touchdowns from all three phases. Aubrey's 157 kicking points led the league in 2023 and were the most points scored in a player's first NFL season:

Points Scored in First NFL Season - NFL History

Player	FGM	FGA	FG%	PAT	Pts
Brandon Aubrey, 2023	36	38	94.7%	49	157
Cody Parkey, 2014	32	36	88.9%	54	150
Kevin Butler, 1985	31	37	83.8%	51	144
Harrison Butker, 2017	38	42	90.5%	28	142
Tyler Bass, 2020	28	34	82.4%	57	141

Aubrey's 157 points were also the most points in a season in franchise history, surpassing Emmitt Smith (150):

Points Scored in a Season - Cowboys History

Player, Season	Pts	Player, Season	Pts
Brandon Aubrey, 2023	157	Dan Bailey, 2011	135
Emmitt Smith, 1995	150	Greg Zuerlein, 2020	135
Brett Maher, 2022	137	Emmitt Smith, 1994	132

★ TOUCHBACK CENTRAL ★

Brandon Aubrey led the NFL with 99 touchbacks on 109 kick-offs (90.8% touchback percentage, third in the NFL).

Aubrey's 99 touchbacks were an NFL single-season record:

NFL Kickoff Touchback Single-Season Leaders

Player, Season	TB	Player	TB
Brandon Aubrey, 2023	99	Matt Prater, 2013	81
Bradley Pinion, 2019	88	Greg Zuerlein, 2021	80
Bradley Pinion, 2020	85	Brett Maher, 2022	78

★ MORE HISTORY? ★

Brandon Aubrey's 36 field goals in 2023 were the most made field goals in a season in franchise history:

Field Goals Made in a Season - Cowboys History

Player, Season	FGM	Player	FGM
Brandon Aubrey, 2023	36	Dan Bailey, 2011	32
Richie Cunningham, 1997	34	Chris Boniol, 1996	32
Greg Zuerlein, 2020	34	Dan Bailey, 2015	30

60 Brandon Aubrey made a 60-yard field goal in the first quarter against Philadelphia (12/10). It was the first 60-yard field goal made in the first quarter in NFL history.

SPECIAL TEAMS NOTES

★ ACCURATE AUBREY ★

Along with setting the franchise record for field goals made in a season (36), Brandon Aubrey's precision was on display in 2023. Aubrey's 94.7 field goal percentage ranked second in single-season franchise history:

Single-Season Field Goal Percentage - Cowboys History

Player	FGM	FGA	FG%
Chris Boniol, 1995.....	27	28	96.4%
Brandon Aubrey, 2023.....	36	38	94.7%
Dan Bailey, 2015.....	30	32	93.8%
Dan Bailey, 2012.....	29	31	93.5%

Aubrey's 94.7% also became the second-highest field goal percentage by a first-year player or rookie in NFL history (min. 20 attempts):

Field Goal Percentage in First NFL Season - NFL History

Player	FGM	FGA	FG%
Cameron Dicker, 2022.....	21	22	95.5%
Brandon Aubrey, 2023.....	36	38	94.7%
Blair Walsh, 2012.....	35	38	92.1%
Richie Cunningham, 1997.....	34	37	91.9%

★ BLOCK PARTY ★

Dallas blocked a field goal and returned it for a touchdown against the N.Y. Giants (9/10) for the Cowboys first score of the season. The Cowboys also blocked a punt that went out of the back of the end zone for a safety against the LA Rams (10/29) in Week 8 and finished the season with a blocked punt at Washington (1/7/24).

The Cowboys were one-of-three teams in the NFL in 2023 with three blocked kicks, joining Cleveland and Pittsburgh.

Since John "Bones" Fassel arrived as Dallas' special teams coordinator in 2020, the Cowboys 10 blocked kicks lead the NFL (punts, field goals and PATs):

Blocked Kicks - NFL 2020-23

Team	BikPAT	BikFG	BikPunt	BikKck
Dallas.....	2	2	6	10
Cleveland.....	2	6	0	8
Pittsburgh.....	2	2	4	8

★ THE PUNT-ISHER ★

Bryan Anger had a career season in 2023 and was selected to his second career Pro Bowl. Anger punted 44 times and had a net average of 44.9, second in the NFL and setting the single-season franchise record:

Single-Season Net Punting Average - Cowboys History

Player	Punts	Net Yds	NetAvg
Bryan Anger, 2023.....	44	1,975	44.9
Bryan Anger, 2021.....	65	2,900	44.6
Bryan Anger, 2022.....	68	2,913	42.8

Anger's 44.9 net punting average also finished fifth in single-season NFL history.

Anger also led the NFL and set the single-season franchise record in gross punting average (51.4). Anger's 51.4 punting average also ranks third in a season in NFL history:

Single-Season Gross Punting Average - NFL History

Player	Punts	Net Yds	NetAvg
Ryan Stonehouse, 2022.....	90	4,779	53.1
Ryan Stonehouse, 2023.....	53	2,812	53.1
Bryan Anger, 2023.....	44	2,262	51.4



ROSTERS AND DEPTH CHART

2024 DALLAS COWBOYS UNOFFICIAL DEPTH CHART

(As of September 3, 2024)

OFFENSE

WR	88 CeeDee Lamb	83 Jalen Brooks		
LT	<u>60 Tyler Guyton</u>	76 Asim Richards		
LG	73 Tyler Smith	66 T.J. Bass		
C	<u>56 Cooper Beebe</u>	67 Brock Hoffman		
RG	70 Zack Martin	66 T.J. Bass		
RT	78 Terence Steele	79 Matt Waletzko		
TE	87 Jake Ferguson	86 Luke Schoonmaker	<u>89 Brevyn Spann-Ford</u>	81 John Stephens
WR	1 Jalen Tolbert	9 KaVontae Turpin		
WR	3 Brandin Cooks	<u>80 Ryan Flournoy</u>		
QB	4 Dak Prescott	10 Cooper Rush	19 Trey Lance	
RB	15 Ezekiel Elliott	23 Rico Dowdle	40 Hunter Luepke	42 Deuce Vaughn

DEFENSE

DE	90 DeMarcus Lawrence	99 Chauncey Golston	91 Tyrus Wheat	
NT	58 Mazi Smith	93 Linval Joseph		
DT	97 Osa Odighizuwa	98 Jordan Phillips		
DE	11 Micah Parsons	<u>94 Marshawn Kneeland</u>		
LB	<u>35 Marist Liufau</u>	13 DeMarvion Overshown		
LB	50 Eric Kendricks	57 Buddy Johnson		
LB	18 Damone Clark			
CB	7 Trevon Diggs	29 C.J. Goodwin		
NCB	2 Jourdan Lewis	24 Israel Mukuamu		
CB	<u>21 Caelen Carson</u>	25 Andrew Booth		
S	6 Donovan Wilson	14 Markquese Bell		
S	28 Malik Hooker	30 Juanyeh Thomas		

SPECIALISTS

K	17 Brandon Aubrey			
P	5 Bryan Anger			
LS	44 Trent Sieg			
H	5 Bryan Anger			
KR	9 KaVontae Turpin	23 Rico Dowdle	42 Deuce Vaughn	
PR	9 KaVontae Turpin	42 Deuce Vaughn		

PRONUNCIATION GUIDE

Markquese Bell	mar-KEESE	Osa Odighizuwa	oh-DIGGY-zoowa
Damone Clark	duh-MONE	DeMarvion Overshown	de-MAR-vee-on over-SHOWN
Trevon Diggs	TRAY-von	Asim Richards	AH-sum
Rico Dowdle	DOWD-ill	Luke Schoonmaker	SKOON-maker
Linval Joseph	LIN-vahl	Trent Sieg	SIG
Marist Liufau	MARE-ist LEE-oo-FOW	Mazi Smith	MAH-zee
Hunter Luepke	LIP-key	Juanyeh Thomas	ONE-yay
Israel Mukuamu	MOO-kwah-moo	KaVontae Turpin	kuh-VON-tay

COACHING STAFF

HEAD COACH: Mike McCarthy

ASSISTANTS: Jeff Blasko (Running Game Coordinator/Running Backs), Ramon Chinyoung (Asst. Offensive Line/Quality Control), Greg Ellis (Asst. Defensive Line/Quality Control), John Fassel (Special Teams Coordinator), Ryan Feder (Asst. Quarterbacks/Game Management), Cristian Garcia (Asst. Defensive Backs/Quality Control), Paul Guenther (Def. Run Game Coordinator), Evan Harrington (Offensive Assistant/Minority Fellowship), Al Harris (Asst. Head Coach/Defensive Backs), Chase Haslett (Pass Game Specialist), Cannon Matthews (Safeties), Scott McCurley (Linebackers), Harold Nash (Strength & Conditioning Coordinator), Robert Prince (Pass Game Coordinator/Wide Receivers), Justin Rudd (Coaching Operations Manager/Football Analytics), Brian Schottenheimer (Offensive Coordinator), Steve Shimko (Offensive Assistant/Quality Control), Eric Simonelli (Head Coach Assistant/Quality Control), Cedric Smith (Assistant Strength & Conditioning), Kendall Smith (Assistant Strength & Conditioning), Mike Solari (Offensive Line), Rayna Stewart (Assistant Special Teams), Darian Thompson (Asst. Linebackers/Quality Control), Scott Tolzien (Quarterbacks), Lunda Wells (Tight Ends), Jeff Zgonina (Defensive Line), Mike Zimmer (Defensive Coordinator).

2024 DALLAS COWBOYS ALPHABETICAL ROSTER

NO.	NAME	POS	HT	WT	DOB	EXP	COLLEGE	HOMETOWN
5	Anger, Bryan	P	6-3	214	10/6/1988	13	California	Camarillo, Calif.
17	Aubrey, Brandon	K	6-3	208	3/14/1995	2	Notre Dame	St. Louis, Mo.
66	Bass, T.J.	G	6-4	315	3/31/1999	2	Oregon	Deming, Wash.
56	Beebe, Cooper	G/C	6-3	322	5/19/2001	R	Kansas State	Kansas City, Kansas
14	Bell, Markquese	S	6-2	218	12/31/1999	3	Florida A&M	Bridgeton, N.J.
25	Booth, Andrew	CB	6-0	200	9/28/2000	3	Clemson	Lawrenceville, Ga.
83	Brooks, Jalen	WR	6-1	203	5/7/2000	2	South Carolina	Harrisburg, N.C.
21	Carson, Caelen	CB	6-0	193	3/3/2002	R	Wake Forest	Waldorf, Maryland
18	Clark, Damone	LB	6-2	245	6/28/2000	3	Louisiana State	Baton Rouge, La.
3	Cooks, Brandin	WR	5-10	193	9/25/1993	11	Oregon State	Stockton, Calif.
7	Diggs, Trevon	CB	6-1	204	9/20/1998	5	Alabama	Gaithersburg, Md.
23	Dowdle, Rico	RB	5-11	218	6/14/1998	5	South Carolina	Asheville, N.C.
15	Elliott, Ezekiel	RB	6-0	226	7/22/1995	9	Ohio State	St. Louis, Mo.
87	Ferguson, Jake	TE	6-5	252	1/18/1999	3	Wisconsin	Madison, Wisc.
80	Flournoy, Ryan	WR	6-1	202	10/27/1999	R	Southeast Missouri State	Hazelcrest, Ill.
99	Golston, Chauncey	DE	6-5	285	2/10/1998	4	Iowa	Detroit, Mich.
29	Goodwin, C.J.	CB	6-3	195	2/4/1990	9	California (PA)	Wheeling, W.V.
60	Guyton, Tyler	T	6-7	322	6/11/2002	R	Oklahoma	Austin, TX
67	Hoffman, Brock	C	6-4	315	7/2/1999	2	Virginia Tech	Statesville, N.C.
28	Hooker, Malik	S	6-1	215	4/2/1996	8	Ohio State	New Castle, Pa.
57	Johnson, Buddy	LB	6-2	240	2/27/1999	2	Texas A&M	Dallas, TX
93	Joseph, Linval	NT	6-4	329	10/10/1988	15	East Carolina	Christiansted, U.S. Virgin Islands
50	Kendricks, Eric	LB	6-0	232	2/29/1992	10	UCLA	Fresno, Calif.
94	Kneeland, Marshawn	DE	6-3	267	7/8/2001	R	Western Michigan	Grand Rapids, Mich.
19	Lance, Trey	QB	6-4	226	5/9/2000	4	North Dakota State	Marshall, Minn.
90	Lawrence, DeMarcus	DE	6-3	254	4/28/1992	11	Boise State	Aiken, S.C.
2	Lewis, Jourdan	CB	5-10	190	8/31/1995	8	Michigan	Detroit Mich.
35	Liufau, Marist	LB	6-2	234	2/9/2001	R	Notre Dame	Kalihi, Hawaii
40	Luepke, Hunter	FB	6-1	245	2/28/2000	2	North Dakota State	Spencer, Wisc.
70	Martin, Zack	G	6-4	315	11/20/1990	11	Notre Dame	Indianapolis, Ind.
24	Mukuamu, Israel	CB	6-4	215	11/28/1999	4	South Carolina	Charlotte, N.C.
97	Odighizuwa, Osa	DT	6-2	294	8/13/1998	4	UCLA	Dayton, Ohio
13	Overshown, DeMarvion	LB	6-3	230	8/13/2000	2	Texas	Arp, Texas
11	Parsons, Micah	DE	6-3	250	5/26/1999	4	Penn State	Harrisburg, Pa.
98	Phillips, Jordan	DT	6-6	341	9/21/1992	10	Oklahoma	Towanda, Kan.
4	Prescott, Dak	QB	6-2	228	7/29/1993	9	Mississippi State	Haughton, La.
76	Richards, Asim	T	6-4	315	10/2/2000	2	North Carolina	Philadelphia, Pa.
10	Rush, Cooper	QB	6-3	224	11/21/1993	7	Central Michigan	Charlotte, Mich.
86	Schoonmaker, Luke	TE	6-5	255	9/28/1998	2	Michigan	Hamden, Conn.
44	Sieg, Trent	LS	6-3	240	5/19/1995	7	Colorado State	Eaton, Colo.
58	Smith, Mazi	DT	6-3	328	6/16/2001	2	Michigan	Grand Rapids, Mich.
73	Smith, Tyler	G/T	6-5	320	4/3/2001	3	Tulsa	Fort Worth, Texas
89	Spann-Ford, Brevyn	TE	6-6	260	12/27/1999	R	Minnesota	St. Cloud, Minn.
78	Steele, Terence	T	6-6	320	6/4/1997	5	Texas Tech	Cibola, Texas
81	Stephens, John	TE	6-6	245	9/23/1999	2	Louisiana-Lafayette	Logansport, LA.
30	Thomas, Juanyeh	S	6-1	215	6/24/2000	2	Georgia Tech	Niceville, Fla.
1	Tolbert, Jalen	WR	6-1	200	2/27/1999	3	South Alabama	Mobile, Ala.
9	Turpin, KaVontae	WR	5-7	155	8/2/1996	3	TCU	Monroe, La.
42	Vaughn, Deuce	RB	5-5	180	11/2/2001	2	Kansas State	Round Rock, Texas
79	Waletzko, Matt	T	6-8	320	12/15/1999	3	North Dakota	Cold Spring, Minn.
91	Wheat, Tyrus	DE	6-2	263	12/8/1999	2	Mississippi State	Amite, La.
6	Wilson, Donovan	S	6-0	205	2/21/1995	6	Texas A&M	Shreveport, La.
PRACTICE SQUAD								
75	Ball, Josh	T	6-8	320	5/15/1998	4	Marshall	Fredericksburg, Va.
31	Butler, Josh	CB	6-0	186	11/25/1996	1	Michigan State	Mesquite, Texas
20	Cook, Dalvin	RB	5-10	210	8/10/1995	8	Florida State	Opa-locka, FL
16	Cropper, Jalen	WR	5-11	180	5/3/2001	1	Fresno State	Parlier, Calif.
34	Davis, Malik	RB	5-10	205	11/26/1998	2	Florida	Tamp, Fla.
95	Daxon, Denzel	DT	6-2	304	3/27/1999	R	Illinois	Nassau, Bahamas
85	Fant, Princetion	TE	6-2	250	3/11/1999	1	Tennessee	Nashville, Tenn.
43	Hall, Kemon	CB	5-11	190	6/2/1997	2	North Texas	Calhoun City, Miss.
84	Harmon, Kelvin	WR	6-2	215	12/15/1996	3	North Carolina State	Palmyra, N.J.
47	Harris, Darius	LB	6-2	238	1/17/1996	4	Middle Tennessee	Horn Lake, Miss.
96	Hoskins, Phil	DT	6-5	315	1/2/1997	4	Kentucky	Toledo, OH
33	Johnson, Emany	S	6-2	218	11/17/2000	R	Nevada	Richmond, Calif.
55	Lawson, Carl	DE	6-2	265	6/29/1995	8	Auburn	Alpharetta, GA
59	Mogensen, Brock	LB	6-2	234	2/9/2001	R	South Dakota	Farmington, Minn.
27	Oruwariye, Amani	CB	6-2	202	2/9/1996	5	Penn State	Tampa, Fla.
65	Shepley, Dakoda	G	6-4	290	12/27/1994	3	British Columbia	Windsor, Ontario
41	Vigil, Nick	LB	6-2	230	8/20/1993	9	Utah State	Plain City, Utah
RESERVE/EXEMPT								
88	Lamb, CeeDee	WR	6-2	197	4/8/1999	5	Oklahoma	Richmond, Texas
RESERVE/INJURED								
26	Bland, DaRon	CB	6-2	202	7/12/1999	3	Fresno State	Modesto, Calif.
64	Bostick, Earl	T	6-6	315	12/31/1998	1	Kansas	Barnwell, S.C.
71	Edoga, Chuma	OL	6-4	315	5/25/1997	6	Southern California	Atlanta, Ga.
62	Thomas, Nate	G/T	6-5	332	8/22/2001	R	Louisiana	New Orleans, La.
54	Williams, Sam	DE	6-4	262	3/31/1999	3	Mississippi	Montgomery, Ala.

2024 DALLAS COWBOYS NUMERICAL ROSTER

NO.	NAME	POS	HT	WT	AGE	EXP	COLLEGE	HOW ACQ
1	Jalen Tolbert	WR	6-1	200	25	3	South Alabama	D3-'22
2	Jourdan Lewis	CB	5-10	190	29	8	Michigan	D3-'17
3	Brandin Cooks	WR	5-10	193	30	11	Oregon State	T(Hou)-'23
4	Dak Prescott	QB	6-2	228	31	9	Mississippi State	D4b-'16
5	Bryan Anger	P	6-3	214	35	13	California	FA-'21
6	Donovan Wilson	S	6-0	205	29	6	Texas A&M	D6-'19
7	Trevon Diggs	CB	6-1	204	25	5	Alabama	D2-'20
9	KaVontae Turpin	WR	5-7	155	28	3	TCU	UDFA-'22
10	Cooper Rush	QB	6-3	224	30	7	Central Michigan	FA-'20
11	Micah Parsons	DE	6-3	250	25	4	Penn State	D1-'21
13	DeMarvion Overshown	LB	6-3	230	24	2	Texas	D3-'23
14	Markquese Bell	S	6-2	218	24	3	Florida A&M	UDFA-'22
15	Ezekiel Elliott	RB	6-0	226	29	9	Ohio State	FA-'24
17	Brandon Aubrey	K	6-3	208	29	2	Notre Dame	FA-'23
18	Damone Clark	LB	6-2	245	24	3	Louisiana State	D5c-'22
19	Trey Lance	QB	6-4	226	24	4	North Dakota State	T(SF)-'23
21	Caelen Carson	CB	6-0	193	22	R	Wake Forest	D5-'24
23	Rico Dowdle	RB	5-11	218	26	5	South Carolina	UDFA-'20
24	Israel Mukuamu	CB	6-4	215	24	4	South Carolina	D6b-'21
25	Andrew Booth	CB	6-0	200	23	3	Clemson	T(MIN)-'24
28	Malik Hooker	S	6-1	215	28	8	Ohio State	FA-'21
29	C.J. Goodwin	CB	6-3	195	34	9	California (PA)	PS(Cin)-'18
30	Juanyeh Thomas	S	6-1	215	24	2	Georgia Tech	UDFA-'22
35	Marist Liufau	LB	6-2	234	23	R	Notre Dame	D3b-'24
40	Hunter Luepke	FB	6-1	245	24	2	North Dakota State	UDFA-'23
42	Deuce Vaughn	RB	5-5	180	22	2	Kansas State	D6b-'23
44	Trent Sieg	LS	6-3	240	29	7	Colorado State	FA-'23
50	Eric Kendricks	LB	6-0	232	32	10	UCLA	FA-'24
56	Cooper Beebe	G/C	6-3	322	23	R	Kansas State	D3a-'24
57	Buddy Johnson	LB	6-2	240	25	2	Texas A&M	FA-'23
58	Mazi Smith	DT	6-3	328	23	2	Michigan	D1-'23
60	Tyler Guyton	T	6-7	322	22	R	Oklahoma	D1-'24
66	T.J. Bass	G	6-4	315	25	2	Oregon	UDFA-'23
67	Brock Hoffman	C	6-4	315	25	2	Virginia Tech	FA-'22
70	Zack Martin	G	6-4	315	33	11	Notre Dame	D1-'14
73	Tyler Smith	G/T	6-5	320	23	3	Tulsa	D1-'22
76	Asim Richards	T	6-4	315	23	2	North Carolina	D5-'23
78	Terence Steele	T	6-6	320	27	5	Texas Tech	UDFA-'20
79	Matt Waletzko	T	6-8	320	24	3	North Dakota	D5a-'22
80	Ryan Flournoy	WR	6-1	202	24	R	Southeast Missouri State	D6-'24
81	John Stephens	TE	6-6	245	24	2	Louisiana-Lafayette	UDFA-'23
83	Jalen Brooks	WR	6-1	203	24	2	South Carolina	D7-'23
86	Luke Schoonmaker	TE	6-5	255	25	2	Michigan	D2-'23
87	Jake Ferguson	TE	6-5	252	25	3	Wisconsin	D4-'22
89	Brevyn Spann-Ford	TE	6-6	260	24	R	Minnesota	UDFA-'24
90	DeMarcus Lawrence	DE	6-3	254	32	11	Boise State	D2-'14
91	Tyrus Wheat	DE	6-2	263	24	2	Mississippi State	UDFA-'23
93	Linval Joseph	NT	6-4	329	35	15	East Carolina	FA-'24
94	Marshawn Kneeland	DE	6-3	267	23	R	Western Michigan	D2-'24
97	Osa Odighizuwa	DT	6-2	294	26	4	UCLA	D3a-'21
98	Jordan Phillips	DT	6-6	341	31	10	Oklahoma	T(NYG)-'24
99	Chauncey Golston	DE	6-5	285	26	4	Iowa	D3b-'21
PRACTICE SQUAD								
16	Jalen Cropper	WR	5-11	180	23	1	Fresno State	UDFA-'23
20	Dalvin Cook	RB	5-10	210	29	8	Florida State	FA-'24
27	Amani Oruwariye	CB	6-2	202	28	5	Penn State	FA-'24
31	Josh Butler	CB	6-0	186	27	1	Michigan State	FA-'23
33	Emany Johnson	S	6-2	218	23	R	Nevada	UDFA-'24
34	Malik Davis	RB	5-10	205	25	2	Florida	UDFA-'22
41	Nick Vigil	LB	6-2	230	31	9	Utah State	FA-'24
43	Kemon Hall	CB	5-11	190	27	2	North Texas	W(SF)-'24
47	Darius Harris	LB	6-2	238	28	4	Middle Tennessee	FA-'24
55	Carl Lawson	DE	6-2	265	29	8	Auburn	FA-'24
59	Brock Mogensen	LB	6-2	234	23	R	South Dakota	UDFA-'24
65	Dakoda Shepley	G	6-4	290	29	3	British Columbia	FA-'23
75	Josh Ball	T	6-8	320	26	4	Marshall	D4b-'21
84	Kelvin Harmon	WR	6-2	215	27	3	North Carolina State	FA-'24
85	Princeton Fant	TE	6-2	250	25	1	Tennessee	UDFA-'23
95	Denzel Daxon	DT	6-2	304	25	R	Illinois	UDFA-'24
96	Phil Hoskins	DT	6-5	315	27	4	Kentucky	FA-'24
RESERVE/EXEMPT								
88	CeeDee Lamb	WR	6-2	197	25	5	Oklahoma	D1-20
RESERVE/INJURED								
26	DaRon Bland	CB	6-2	202	25	3	Fresno State	D5b-'22
54	Sam Williams	DE	6-4	262	25	3	Mississippi	D2-'22
62	Nate Thomas	G/T	6-5	332	23	R	Louisiana	D7a-'24
64	Earl Bostick	T	6-6	315	25	1	Kansas	UDFA-'23
71	Chuma Edoga	OL	6-4	315	27	6	Southern California	UFA(Atl)-'23

2024 DALLAS COWBOYS POSITIONAL ROSTER

NO.	NAME	POS.	HT.	WT.	AGE	EXP.	COLLEGE	HOW ACQ.
QUARTERBACKS (3)								
4	Dak Prescott	QB	6-2	228	31	9	Mississippi State	D4b-'16
10	Cooper Rush	QB	6-3	224	30	7	Central Michigan	FA-'20
19	Trey Lance	QB	6-4	226	24	4	North Dakota State	T(SF)-'23
RUNNING BACKS (4)								
15	Ezekiel Elliott	RB	6-0	226	29	9	Ohio State	FA-'24
23	Rico Dowdle	RB	5-11	218	26	5	South Carolina	UDFA-'20
40	Hunter Luepke	FB	6-1	245	24	2	North Dakota State	UDFA-'23
42	Deuce Vaughn	RB	5-5	180	22	2	Kansas State	D6b-'23
WIDE RECEIVERS (5)								
1	Jalen Tolbert	WR	6-1	200	25	3	South Alabama	D3-'22
3	Brandin Cooks	WR	5-10	193	30	11	Oregon State	T(Hou)-'23
9	KaVontae Turpin	WR	5-7	155	28	3	TCU	UDFA-'22
80	Ryan Flournoy	WR	6-1	202	24	R	Southeast Missouri State	D6-'24
83	Jalen Brooks	WR	6-1	203	24	2	South Carolina	D7-'23
TIGHT ENDS (4)								
81	John Stephens	TE	6-6	245	24	2	Louisiana-Lafayette	UDFA-'23
86	Luke Schoonmaker	TE	6-5	255	25	2	Michigan	D2-'23
87	Jake Ferguson	TE	6-5	252	25	3	Wisconsin	D4-'22
89	Brevyn Spann-Ford	TE	6-6	260	24	R	Minnesota	UDFA-'24
OFFENSIVE LINE (9)								
56	Cooper Beebe	G/C	6-3	322	23	R	Kansas State	D3a-'24
60	Tyler Guyton	T	6-7	322	22	R	Oklahoma	D1-'24
66	T.J. Bass	G	6-4	315	25	2	Oregon	UDFA-'23
67	Brock Hoffman	C	6-4	315	25	2	Virginia Tech	FA-'22
70	Zack Martin	G	6-4	315	33	11	Notre Dame	D1-'14
73	Tyler Smith	G/T	6-5	320	23	3	Tulsa	D1-'22
76	Asim Richards	T	6-4	315	23	2	North Carolina	D5-'23
78	Terence Steele	T	6-6	320	27	5	Texas Tech	UDFA-'20
79	Matt Waletzko	T	6-8	320	24	3	North Dakota	D5a-'22
DEFENSIVE LINE (9)								
11	Micah Parsons	DE	6-3	250	25	4	Penn State	D1-'21
58	Mazi Smith	DT	6-3	328	23	2	Michigan	D1-'23
90	DeMarcus Lawrence	DE	6-3	254	32	11	Boise State	D2-'14
91	Tyrus Wheat	DE	6-2	263	24	2	Mississippi State	UDFA-'23
93	Linval Joseph	NT	6-4	329	35	15	East Carolina	FA-'24
94	Marshawn Kneeland	DE	6-3	267	23	R	Western Michigan	D2-'24
97	Osa Odighizuwa	DT	6-2	294	26	4	UCLA	D3a-'21
98	Jordan Phillips	DT	6-6	341	31	10	Oklahoma	T(NYG)-'24
99	Chauncey Golston	DE	6-5	285	26	4	Iowa	D3b-'21
LINEBACKERS (5)								
13	DeMarvion Overshown	LB	6-3	230	24	2	Texas	D3-'23
18	Damone Clark	LB	6-2	245	24	3	Louisiana State	D5c-'22
35	Marist Liufau	LB	6-2	234	23	R	Notre Dame	D3b-'24
50	Eric Kendricks	LB	6-0	232	32	10	UCLA	FA-'24
57	Buddy Johnson	LB	6-2	240	25	2	Texas A&M	FA-'23
DEFENSIVE BACKS (10)								
2	Jourdan Lewis	CB	5-10	190	29	8	Michigan	D3-'17
6	Donovan Wilson	S	6-0	205	29	6	Texas A&M	D6-'19
7	Trevon Diggs	CB	6-1	204	25	5	Alabama	D2-'20
14	Markquese Bell	S	6-2	218	24	3	Florida A&M	UDFA-'22
21	Caelen Carson	CB	6-0	193	22	R	Wake Forest	D5-'24
24	Israel Mukuamu	CB	6-4	215	24	4	South Carolina	D6b-'21
25	Andrew Booth	CB	6-0	200	23	3	Clemson	T(MIN)-'24
28	Malik Hooker	S	6-1	215	28	8	Ohio State	FA-'21
29	C.J. Goodwin	CB	6-3	195	34	9	California (PA)	PS(Cin)-'18
30	Juanyeh Thomas	S	6-1	215	24	2	Georgia Tech	UDFA-'22
SPECIALISTS (3)								
5	Bryan Anger	P	6-3	214	35	13	California	FA-'21
17	Brandon Aubrey	K	6-3	208	29	2	Notre Dame	FA-'23
44	Trent Sieg	LS	6-3	240	29	7	Colorado State	FA-'23

HOW THE COWBOYS WERE BUILT/CONTRACT STATUS

YEAR	DRAFT PICKS (32)	FREE AGENTS (10)	COLLEGE FREE AGENTS (11)	TRADES/WAIVERS (4)	PRACTICE SQUAD (1)
2014	Z. Martin (1st) D. Lawrence (2nd)				
2016	E. Elliott (1st) D. Prescott (4th)				
2017	J. Lewis (3rd)				
2018					C. Goodwin (PS Cin -'18)
2019	D. Wilson (6th)				
2020	C. Lamb (1st) # T. Diggs (2nd)	C. Rush (FA-'20)	R. Dowdle (UDFA-'20) T. Steele (UDFA-'20)		
2021	M. Parsons (1st) O. Odighizuwa (3rd-a) C. Golston (3rd-b) I. Mukuamu (6th-b)	B. Anger (FA-'21) M. Hooker (FA-'21)			
2022	T. Smith (1st) S. Williams (2nd) * J. Tolbert (3rd) J. Ferguson (4th) D. Bland (5th) * D. Clark (5th) M. Waletzko (5th)	B. Hoffman (FA-'22)	M. Bell (UDFA-'22) J. Thomas (UDFA-'22) K. Turpin (UDFA-'22)		
2023	M. Smith (1st) L. Schoonmaker (2nd) D. Overshown (3rd) A. Richards (5th) D. Vaughn (6th) J. Brooks (7th)	B. Aubrey (FA-'23) C. Edoga (UFA Atl -'23) * B. Johnson (FA '23) T. Sieg (FA-'23)	T. Bass (UDFA-'23) E. Bostick (UDFA-'23) * H. Luepke (UDFA-'23) J. Stephens (UDFA-'23) T. Wheat (UDFA-'23)	B. Cooks (T Hou -'23) T. Lance (T SF -'23)	
2024	T. Guyton (1st) M. Kneeland (2nd) C. Beebe (3rd-a) M. Liufau (3rd-b) C. Carson (5th) R. Flournoy (6th) N. Thomas (7th-a) *	L. Joseph (FA-'24) E. Kendricks (FA-'24)	B. Spann-Ford (UDFA-'24)	A. Booth (T MIN -'24) J. Phillips (T NYG -'24)	

Key: # Reserve/Exempt, * Reserve/Injured

CONTRACT STATUS					
PLAYER	SIGNED THROUGH	PLAYER	SIGNED THROUGH	PLAYER	SIGNED THROUGH
Bryan Anger	2024	Tyler Guyton	2027	Asim Richards	2026
Brandon Aubrey	2025	Brock Hoffman	2024	Cooper Rush	2024
T.J. Bass	2025	Malik Hooker	2026	Luke Schoonmaker	2026
Cooper Beebe	2027	Buddy Johnson	2025	Trent Sieg	2024
Markquese Bell	2024	Linval Joseph	2024	Mazi Smith	2026
DaRon Bland *	2025	Eric Kendricks	2024	Tyler Smith	2025
Andrew Booth	2025	Marshawn Kneeland	2027	Brevyn Spann-Ford	2024
Earl Bostick *	2025	CeeDee Lamb #	2028	Terence Steele	2028
Jalen Brooks	2026	Trey Lance	2024	John Stephens	2025
Caelen Carson	2027	DeMarcus Lawrence	2024	Juanyeh Thomas	2025
Damone Clark	2025	Jourdan Lewis	2024	Nate Thomas *	2027
Brandin Cooks	2024	Marist Liufau	2027	Jalen Tolbert	2025
Trevon Diggs	2028	Hunter Luepke	2025	KaVontae Turpin	2024
Rico Dowdle	2024	Zack Martin	2024	Deuce Vaughn	2026
Chuma Edoga *	2024	Israel Mukuamu	2024	Matt Waletzko	2025
Ezekiel Elliott	2026	Osa Odighizuwa	2024	Tyrus Wheat	2024
Jake Ferguson	2025	DeMarvion Overshown	2026	Sam Williams *	2025
Ryan Flournoy	2027	Micah Parsons	2024	Donovan Wilson	2025
Chauncey Golston	2024	Jordan Phillips	2024		
C.J. Goodwin	2024	Dak Prescott	2024		

2024 DALLAS COWBOYS CONTRACT ANALYSIS

OFFENSE		2024	2025	2026	2027	2028	2029	2030
QB	Lance, Trey		UFA					
	Prescott, Dak		UFA					
	Rush, Cooper		UFA					
RB	Dowdle, Rico		UFA					
	Elliott, Ezekiel		UFA					
	Luepke, Hunter			RFA	UFA			
	Vaughn Deuce				UFA			
WR	Brooks, Jalen				UFA			
	Cooks, Brandin		UFA					
	Flournoy, Ryan					UFA		
	Lamb, CeeDee						UFA	
	Tolbert, Jalen			UFA				
	Turpin, KaVontae		RFA	UFA				
TE	Ferguson, Jake			UFA				
	Schoonmaker, Luke				UFA			
	Spann-Ford, Brevyn				RFA	UFA		
	Stephens, John			RFA	UFA			
OL	Bass, T.J.			RFA	UFA			
	Beebe, Cooper					UFA		
	Bostick, Earl (IR)*			ERFA	RFA	UFA		
	Edoga, Chuma (IR)*		UFA					
	Guyton, Tyler					OPTION	UFA	
	Hoffman, Brock		ERFA	RFA	UFA			
	Martin, Zack		UFA					
	Richards, Asim				UFA			
	Smith, Tyler			OPTION	UFA			
	Steele, Terence						UFA	
	Thomas, Nate (IR)*					UFA		
	Waletzko, Matt			UFA				

DEFENSE		2024	2025	2026	2027	2028	2029	2030
DL	Golston, Chauncey		UFA					
	Johnson, Durrell (IR)*			ERFA	RFA	UFA		
	Joseph, Linval		UFA					
	Kneeland, Marshawn					UFA		
	Lawrence, DeMarcus		UFA					
	Odighizuwa, Osa		UFA					
	Parsons, Micah		OPTION	UFA				
	Philips, Jordan		UFA					
	Smith, Mazi				OPTION	UFA		
	Wheat, Tyrus		ERFA	RFA	UFA			
	Williams, Sam (IR)*			UFA				
LB	Clark, Damone			UFA				
	Johnson, Buddy			UFA				
	Kendricks, Eric		UFA					
	Liufau, Marist					UFA		
	Overshown, DeMarvion				UFA			
DB	Bell, Markquese		RFA	UFA				
	Bland, DaRon (IR-R)*			UFA				
	Booth, Andrew			UFA				
	Carson, Caelen					UFA		
	Diggs, Trevon						UFA	
	Goodwin, C.J.		UFA					
	Hooker, Malik				UFA			
	Lewis, Jourdan		UFA					
	Mukuamu, Israel		UFA					
	Thomas, Juanyeh		RFA	UFA				
	Wilson, Donovan			UFA				

SPECIAL TEAMS		2024	2025	2026	2027	2028	2029	2030
ST	Anger, Bryan		UFA					
	Aubrey, Brandon			RFA	UFA			
	Sieg, Trent		UFA					

- Player is under contract for season
- Player will be an exclusive rights free agent
- Player will be an unrestricted free agent
- Player will be a restricted free agent
- Player has a club option available

*-Reserve/Injured #Reserve/PUP or NFI &-Reserve/Suspended

WHEN BUILT AND WHEN THEY GOT TO THE COWBOYS

1st Round (9)

[16] Zack Martin (2014)
[20] Brandin Cooks (2014-NO)
[4] Ezekiel Elliott (2016)
[15] Malik Hooker (2017-IND)
[3] Trey Lance (2021-SF)
[12] Micah Parsons (2021)
[24] Tyler Smith (2022)
[26] Mazi Smith (2023)
[29] Tyler Guyton (2024)

2nd Round (8)

[46] Linval Joseph (2010-NYG)
[34] DeMarcus Lawrence (2014)
[45] Eric Kendricks (2015-MIN)
[52] Jordan Phillips (2015-MIA)
[51] Trevon Diggs (2020)
[42] Andrew Booth (2022-MIN)
[58] Luke Schoonmaker (2023)
[56] Marshawn Kneeland (2024)

3rd Round (8)

[70] Bryan Anger (2012-JAX)
[92] Jourdan Lewis (2017)
[75] Osa Odighizuwa (2021)
[84] Chauncey Golston (2021)
[88] Jalen Tolbert (2022)
[90] DeMarvion Overshown (2023)
[73] Cooper Beebe (2024)
[87] Marist Liufau (2024)

4th Round (3)

[135] Dak Prescott (2016)
[140] Buddy Johnson (2021-PIT)
[129] Jake Ferguson (2022)

5th Round (4)

[155] Matt Waletzko (2022)
[176] Damone Clark (2022)
[169] Asim Richards (2023)
[174] Caelen Carson (2024)

6th Round (4)

[213] Donovan Wilson (2019)
[227] Israel Mukuamu (2021)
[212] Deuce Vaughn (2023)
[216] Ryan Flournoy (2024)

7th Round (1)

[244] Jalen Brooks (2023)

Undrafted (15)

C.J. Goodwin (2014-PIT)
Cooper Rush (2017)
Trent Sieg (2018)
Rico Dowdle (2020)
Terence Steele (2020)
Markquese Bell (2022)
Brock Hoffman (2022)
Juanyeh Thomas (2022)
KaVontae Turpin (2022)
Brandon Aubrey (2023)
T.J. Bass (2023)
Hunter Luepke (2023)
John Stephens (2023)
Tyrus Wheat (2023)
Brevyn Spann-Ford (2024)

WHEN THEY GOT TO THE COWBOYS

2014 (2)

Zack Martin, Round 1
DeMarcus Lawrence, Round 2

2016 (2)

Ezekiel Elliott, Round 1
Dak Prescott, Round 4

2017 (1)

Jourdan Lewis, Round 3

2018 (1)

C.J. Goodwin, Practice Squad (CIN)

2019 (1)

Donovan Wilson, Round 6

2020 (4)

Trevon Diggs, Round 2
Rico Dowdle, UDFA
Cooper Rush, FA
Terence Steele, UDFA

2021 (6)

Micah Parsons, Round 1
Chauncey Golston, Round 3
Osa Odighizuwa, Round 3
Israel Mukuamu, Round 6
Bryan Anger, FA
Malik Hooker, FA

2022 (9)

Tyler Smith, Round 1
Jalen Tolbert, Round 3
Jake Ferguson, Round 4
Damone Clark, Round 5
Matt Waletzko, Round 5
Markquese Bell, UDFA
Brock Hoffman, FA
Juanyeh Thomas, UDFA
KaVontae Turpin, UDFA

2023 (15)

Mazi Smith, Round 1
Luke Schoonmaker, Round 2
DeMarvion Overshown, Round 3
Asim Richards, Round 5
Deuce Vaughn, Round 6
Jalen Brooks, Round 7
Brandon Aubrey, FA
T.J. Bass, UDFA
Brandin Cooks, Trades (HOU)
Buddy Johnson, FA
Trey Lance, Trades (SF)
Hunter Luepke, UDFA
Trent Sieg, FA
John Stephens, UDFA
Tyrus Wheat, UDFA

2024 (11)

Tyler Guyton, Round 1
Marshawn Kneeland, Round 2
Cooper Beebe, Round 3
Marist Liufau, Round 3
Caelen Carson, Round 5
Ryan Flournoy, Round 6
Andrew Booth, Trades (MIN)
Linval Joseph, FA
Eric Kendricks, FA
Jordan Phillips, Trades (NYG)
Brevyn Spann-Ford, UDFA

2024 TRANSACTIONS BY DATE

- Jan. 15.....Signed **Earl Bostick, Josh Butler, Jalen Cropper, Princeton Fant, Buddy Johnson, Durrell Johnson, Racey McMath** and **Sheldrick Redwine** as Reserve/Future.
- Jan. 16.....Signed **Dakoda Shepley** as Reserve/Future.
- Jan. 17.....Signed **Martavis Bryant, Snoop Conner** and **Malik Davis** as Reserve/Future.
- March 6.....Signed **Carl Davis**.
- March 14...Signed **Jourdan Lewis** and **Trent Sieg**.
- March 15...Signed **C.J. Goodwin** and **Eric Kendricks**.
- March 19...Signed **Rico Dowdle**.
- April 11.....Signed **Chuma Edogo**.
- April 16Signed **Royce Freeman**.
- April 29Signed **Damien Wilson**.
- April 30Signed **Tyron Billy-Johnson**.
- May 8.....Released **Martavis Bryant**.
- May 10.....Signed **Cooper Beebee, Caelen Carson, Corey Crooms, Denzel Daxon, Josh DeBerry, Ryan Flourney, Tyler Guyton, Alec Holler, Cam Johnson, Emany Johnson, Jason Johnson, Marist Liufau, Brock Mogensen, Nathaniel Peat, Justin Rogers, Brevyn Spann-Ford, Nate Thomas, Byron Vaughns** and **Julius Wood**.
- June 11Signed **Marshawn Kneeland**.
- June 18.....Signed **Gareon Conley** and **Willie Harvey**.
- July 25Placed **Trevon Diggs** on Active/PUP.
- July 27Signed **Deontay Burnett** and **Kelvin Harmon** and released **Gareon Conley**.
- July 28Acquired **Kemon Hall** off waivers from San Francisco.
- July 30**Trevon Diggs** passed his physical and was removed from Active/PUP.
- August 1 ...Signed **Al-Quadin Muhammad** and **Shaka Toney** and waived/injured **Corey Crooms**.
- August 6 ...Waived **Byron Vaughns**, placed **CeeDee Lamb** on Reserve/Did Not Report, placed **Sam Williams** on Reserve/Injured and signed **Darius Harris, Albert Huggins** and **Nick Vigil**.
- August 9 ...Traded **Nahshon Wright** to Minnesota for **Andrew Booth**.
- August 14 .Waived/Injured **Shaka Toney** and signed **Cohl Cabral**.
- August 15 .Released **Carl Davis** and acquired **Jordan Phillips** via trade from the N.Y. Giants.
- August 18 .Placed **Earl Bostick** on Reserve/Injured and signed **Carl Lawson**.
- August 20 .Released **Sheldrick Redwine**.
- August 26 .Waived **Deontay Burnett, Cohl Cabral, Josh DeBerry, Willie Harvey, Alec Holler, Cam Johnson, Jason Johnson, Nathaniel Peat** and **Eric Scott**. Waived/Injured **David Durden, Viliami Fehoko** and **Durrell Johnson**. Released **Tyron Billy-Johnson, Albert Huggins** and **Damien Wilson**.
- August 27 .Waived **Josh Ball, Josh Butler, Snoop Conner, Jalen Cropper, Malik Davis, Denzel Daxon, Princeton Fant, Kemon Hall, Kelvin Harmon, Emany Johnson, Racey McMath, Brock Mogensen, Justin Rogers, Julius Wood**. Released **Royce Freeman, Darius Harris, Carl Lawson, Dakoda Shepley** and **Nick Vigil**. Placed **DaRon Bland** on Reserve/Injured - Designated for Return and **Nate Thomas** on Reserve/Injured. Signed **Linval Joseph**.
- August 28 .Signed **Josh Ball, Josh Butler, Jalen Cropper, Malik Davis, Denzel Daxon, Princeton Fant, Kemon Hall, Darius Harris, Kelvin Harmon, Emany Johnson, Carl Lawson, Brock Mogensen, Dakoda Shepley** and **Nick Vigil** to the practice squad. Released **Al-Quadin Muhammad**.
- August 29 .Signed **Dalvin Cook, Amani Oruwariye** and **Phil Hoskins** to the practice squad and placed **Chuma Edogo** on Reserve/Injured.

2024 TRANSACTIONS BY PLAYER

BEEBEE, Cooper - G/C

5/10..... Signed

BILLY-JOHNSON, Tyron - WR

4/30..... Signed

8/26..... Released

BOOTH, Andrew - CB

8/9..... Acquired via trade from Minnesota

BOSTICK, Earl - T

1/15..... Signed as a Reserve/Future

8/18..... Placed on Reserve/Injured

BRYANT, Martavis - WR

1/17..... Signed as a Reserve/Future

5/8..... Released

BURNETT, Deontay - WR

7/27..... Signed

8/26..... Waived

BALL, Josh - T

8/27..... Waived

8/28..... Signed to practice squad

BLAND, DaRon - CB

8/27..... Placed on Reserve/Injured-DFR

BUTLER, Josh - CB

1/15..... Signed as a Reserve/Future

8/27..... Waived

8/28..... Signed to practice squad

CABRAL, Cohl - C

8/14..... Signed

8/26..... Waived

CARSON, Caelen - CB

5/10..... Signed

CONNER, SNOOP - RB

1/17..... Signed as a Reserve/Future

8/27..... Waived

CONLEY, Gareon - CB

6/18..... Signed

7/27..... Released

COOK, Dalvin - RB

8/29..... Signed to practice squad

CROOMS, Corey - WR

5/10..... Signed

8/1..... Waived/injured

CROPPER, Jalen - WR

1/15..... Signed as a Reserve/Future

8/27..... Waived

8/28..... Signed to practice squad

DAVIS, Carl - DT

3/6..... Signed

8/15..... Released

DAVIS, Malik - RB

1/17..... Signed as a Reserve/Future

8/27..... Waived

8/28..... Signed to practice squad

DAXON, Denzel - DT

5/10..... Signed

8/27..... Waived

8/28..... Signed to practice squad

DeBERRY, Josh - CB

5/10..... Signed

8/26..... Waived

DIGGS, Trevon - CB

7/25..... Placed on Active/PUP

7/30..... Passed physical

DOWDLE, Rico - RB

3/19..... Signed

DURDEN, David - WR

8/26..... Waived/Injured

EDOGA, Chuma - T

4/11..... Signed

8/29..... Placed on Reserve/Injured

FANT, Princeton- TE

1/15..... Signed as a Reserve/Future

8/27..... Waived

8/28..... Signed to practice squad

FEHOKO, Viliami - DE

8/26..... Waived/Injured

FLOURNOY, Ryan -WR

5/10..... Signed

FREEMAN, Royce - RB

4/16..... Signed

8/27..... Released

GOODWIN, C.J.- CB

3/15..... Signed

GUYTON, Tyler - T

5/10..... Signed

HALL, Kemon - CB

7/28..... Acquired off waivers

8/27..... Waived

8/28..... Signed to practice squad

HARRIS, Darius - LB

8/6..... Signed

8/27..... Released

8/28..... Signed to practice squad

HARMON, Kelvin - WR

7/27..... Signed

8/27..... Waived

8/28..... Signed to practice squad

HARVEY, Willie - LB

6/18..... Signed

8/26..... Waived

HOLLER, Alec - TE

5/10..... Signed

8/26..... Waived

HOSKINS, Phil - DT

8/29..... Signed to practice squad

HUGGINS, Albert - DT

8/6..... Signed

8/26..... Released

JOHNSON, Buddy - LB

1/15..... Signed as a Reserve/Future

JOHNSON, Cam - WR

5/10..... Signed

8/26..... Waived

JOHNSON, Durrell - DE

1/15..... Signed as a Reserve/Future

8/26..... Waived/Injured

JOHNSON, Emany - S

5/10..... Signed

8/27..... Waived

8/28..... Signed to practice squad

JOHNSON, Jason - LB

5/10..... Signed

8/26..... Waived

JOSEPH, Linval - NT

8/27..... Signed

KENDRICKS, Eric - LB

3/15..... Signed

KNEELAND, Marshawn - DE

6/11..... Signed

LAMB, CeeDee - WR

8/6..... Placed on Reserve/DNR

LAWSON, Carl - DE

8/18..... Signed

8/27..... Released

8/28..... Signed to practice squad

LEWIS, Jourdan - CB

3/14..... Signed

LIUFAU, Marist - LB

5/10..... Signed

McMATH, Racey - WR

1/15..... Signed as a Reserve/Future

8/27..... Waived

MOGENSEN, Brock - LB

5/10..... Signed

8/27..... Waived

8/28..... Signed to practice squad

MUHAMMAD, Al-Quadin - DE

8/1..... Signed

8/28..... Released

ORUWARIYE, Amani - CB

8/29..... Signed to practice squad

PEAT, Nathaniel - RB

5/10..... Signed

8/26..... Waived

PHILLIPS, Jordan - DT

8/15..... Acquired via trade from the N.Y. Giants

REDWINE, Sheldrick - S

1/15..... Signed as a Reserve/Future

8/20..... Released

ROGERS, Justin - DT

5/10..... Signed

8/27..... Waived

SCOTT, Eric - CB

8/26..... Waived

SHEPLEY, Dakota - G

1/16..... Signed as a Reserve/Future

8/27..... Released

8/28..... Signed to practice squad

SIEG, Trent - LS

3/14..... Signed

SPANN-FORD, Brevyn - TE

5/10..... Signed

THOMAS, Nate - T

5/10..... Signed

8/27..... Placed on Reserve/Injured

TONEY, Shaka - DE

8/1..... Signed

8/14..... Waived/Injured

VAUGHNS, Byron - LB

5/10..... Signed

8/6..... Waived

VIGIL, Nick - LB

8/6..... Signed

8/27..... Released

8/28..... Signed to practice squad

WILLIAMS, Sam - DE

8/6..... Placed on Reserve/Injured

WILSON, Damien - LB

4/29..... Signed

8/26..... Released

WOOD, Julius - S

5/10..... Signed

8/27..... Waived

WRIGHT, Nahshon - CB

8/9..... Traded to Minnesota



TEAM AND INDIVIDUAL STATS

2023 DALLAS COWBOYS STATISTICS

WON 12, LOST 5

Date	Result	Score	Opponent	Score
9/10	W	40-0	at N.Y. Giants	80,809
9/17	W	30-10	N.Y. Jets	93,689
9/24	L	16-28	at Arizona	62,915
10/1	W	38-3	New England	93,719
10/8	L	10-42	at San Francisco	71,617
10/16	W	20-17	at L.A. Chargers	70,240
10/29	W	43-20	L.A. Rams	93,448
11/5	L	23-28	at Philadelphia	69,879
11/12	W	49-17	N.Y. Giants	93,338
11/19	W	33-10	at Carolina	73,543
11/23	W	45-10	Washington	93,711
11/30	W	41-35	Seattle	93,367
12/10	W	33-13	Philadelphia	93,752
12/17	L	10-31	at Buffalo	70,933
12/24	L	20-22	at Miami	66,410
12/30	W	20-19	Detroit	93,731
1/7	W	38-10	at Washington	63,645
1/14	L	32-48	NFC Wild Card Playoff Game Green Bay	93,799

2023 TEAM STATISTICS

	DAL	OPP.
FIRST DOWNS	385	311
Rushing	113	108
Passing	229	166
Penalty	43	37
Third Down-Made/Att	111/230	79/211
Third Down Efficiency	48.3%	37.4%
Fourth Down-Made/Att	13/23	19/37
Fourth Down Efficiency	56.5%	51.4%
TOTAL NET YARDS	6,317	5,095
Avg. Per Game	350.9	283.1
Total Plays	1,122	1,014
Avg. Per Play	5.6	5.0
NET YARDS RUSHING	1,920	1,910
Avg. Per Game	106.7	106.1
Total Rushes	468	459
Avg. Per Rush	4.1	4.2
NET YARDS PASSING	4,397	3,185
Avg. Per Game	244.3	176.9
Sacked/Yards Lost	40/263	46/296
Gross Yards	4,660	3,481
Attempts/Completions	614/428	509/308
Pct. of Completion	69.7%	60.5%
Had Intercepted	10	17
PUNTS/AVERAGE	44/51.4	58/47.5
Net Punting Average	44.9	42.9
PUNT RETURN/AVG.	18/5.4	24/10.3
KICKOFF RETURN/AVG.	18/21.8	8/24.8
INTERCEPTION RETURN/AVG.	17/14.6	10/13.8
PENALTIES/YARDS	115/964	104/934
FUMBLES/BALL LOST	13/6	19/9
TOUCHDOWNS	57	36
Rushing	14	14
Passing	36	21
Returns	7	1
EXTRA POINTS/ATTEMPTS	49/52	31/31
TWO POINT CONVERSION/ATT.	4/5	1/5
FIELD GOALS/ATTEMPTS	36/38	22/26
AVG. TIME OF POSSESSION	30:02	29:58

SCORE BY PERIODS

	Q1	Q2	Q3	Q4	OT	PTS
TEAM	129	174	78	160	0	541
OPPONENTS	63	136	90	74	0	363

SCORING

	TD	RU	PA	RT	PAT	FG	2PT	S	PTS
B. Aubrey	0	0	0	0	49/52	36/38	0	0	157
C. Lamb	14	2	12	0	0/0	0/0	1	0	86
B. Cooks	8	0	8	0	0/0	0/0	1	0	50
T. Pollard	6	6	0	0	0/0	0/0	1	0	38
D. Bland	5	0	0	5	0/0	0/0	0	0	30
J. Ferguson	5	0	5	0	0/0	0/0	0	0	30
R. Dowdle	4	2	2	0	0/0	0/0	0	0	24
K. Turpin	4	1	3	0	0/0	0/0	0	0	24
M. Gallup	2	0	2	0	0/0	0/0	0	0	12
D. Prescott	2	2	0	0	0/0	0/0	0	0	12
L. Schoonmaker	2	0	2	0	0/0	0/0	0	0	12
J. Tolbert	2	0	2	0	0/0	0/0	0	0	12
N. Igbinoghene	1	0	0	1	0/0	0/0	0	0	6
H. Luepke	1	1	0	0	0/0	0/0	0	0	6
L. Vander Esch	1	0	0	1	0/0	0/0	0	0	6
C. Golston	0	0	0	0	0/0	0/0	1	0	2
S. Williams	0	0	0	0	0/0	0/0	0	1	2
TEAM	57	14	36	7	49/52	36/38	4	1	541
OPPONENTS	36	14	21	1	31/31	22/26	1	0	363

2-Pt Conv: C. Golston 1, C. Lamb 1, B. Cooks 1, T. Pollard 1, D. Prescott 0, **TM** 4-5, **OPP** 1-5

SACKS: M. Parsons 14.0, D. Armstrong 7.5, S. Williams 4.5, D. Lawrence 4.0, D. Fowler 4.0, O. Odighizuwa 3.0, J. Hankins 3.0, J. Kearsse 1.5, C. Golston 1.5, N. Gallimore 1.0, M. Smith 1.0, **TM** 45.0, **OPP** 40.0

FUM/LOST: D. Prescott 4/2, C. Lamb 3/2, T. Pollard 3/1, J. Tolbert 1/1, B. Cooks 1/0, K. Turpin 1/0, **TM** 13/6, **OPP** 19/9

PASSING	ATT	CMP	YDS	CMP%	YDS/ATT	TD	TD%	INT	INT%	LONG	SACK/LOST	RATING
D. Prescott	590	410	4,516	69.5	7.7	36	6.1	9	1.5	92t	39/255	105.9
C. Rush	24	18	144	75.0	6.0	0	0.0	1	4.2	29	1/8	72.2
B. Anger	1	1	0	100.0	0.0	0	0.0	0	0.0	00	0/0	79.2
TEAM	615	429	4,660	69.8	7.6	36	5.9	10	1.6	92t	40.0/263	104.5
OPPONENTS	509	308	3,481	60.5	6.8	21	4.1	17	3.3	73t	46.0/296	80.8

RUSHING	NO.	YDS	AVG	LONG	TD
T. Pollard	252	1,005	4.0	31	6
R. Dowdle	89	361	4.1	21	2
D. Prescott	55	242	4.4	22	2
C. Lamb	14	113	8.1	24	2
K. Turpin	11	110	10.0	46	1
D. Vaughn	23	40	1.7	13	0
B. Cooks	5	35	7.0	14	0
H. Luepke	6	19	3.2	9	1
P. Hendershot	1	0	0.0	0	0
C. Rush	12	-5	-0.4	6	0
TEAM	468	1,920	4.1	46	14
OPPONENTS	459	1,910	4.2	45t	14

RECEIVING	NO.	YDS	AVG	LONG	TD
C. Lamb	135	1,749	13.0	92t	12
J. Ferguson	71	761	10.7	40	5
B. Cooks	54	657	12.2	37	8
T. Pollard	55	311	5.7	60	0
M. Gallup	34	418	12.3	41t	2
J. Tolbert	22	268	12.2	45	2
R. Dowdle	17	144	8.5	32	2
K. Turpin	12	127	10.6	34t	3
L. Schoonmaker	8	65	8.1	18t	2
D. Vaughn	7	40	5.7	11	0
P. Hendershot	4	38	9.5	24	0
J. Brooks	6	64	10.7	24	0
H. Luepke	3	18	6.0	12	0
S. Mckeeon	0	0	0.0	0	0
TEAM	428	4,660	10.9	92t	36
OPPONENTS	308	3,481	11.3	73t	21

INTERCEPTIONS	NO.	YDS	AVG	LONG	TD
D. Bland	9	209	23.2	63t	5
S. Gilmore	2	0	0.0	0	0
D. Wilson	2	0	0.0	0	0
J. Kearsse	1	32	32.0	32	0
T. Diggs	1	8	8.0	8	0
M. Hooker	1	0	0.0	0	0
J. Lewis	1	0	0.0	0	0
TEAM	17	249	14.6	63t	5
OPPONENTS	10	138	13.8	26	0

PUNTING	NO.	YDS	AVG	NET	TB	IN	LG	B
B. Anger	44	2,262	51.4	44.9	2	17	63	0
TEAM	44	2,262	51.4	44.9	2	17	63	0
OPPONENTS	58	2,753	47.5	42.9	4	17	70	2

PUNT RETURNS	RET	FC	YDS	AVG	LONG	TD
K. Turpin	13	22	79	6.1	15	0
D. Vaughn	4	1	19	4.8	11	0
J. Tolbert	1	0	0	0.0	0	0
TEAM	18	23	98	5.4	15	0
OPPONENTS	24	13	247	10.3	26	0

KICKOFF RETURNS	NO.	YDS	AVG	LONG	TD
K. Turpin	10	292	29.2	63	0
R. Dowdle	6	86	14.3	31	0
H. Luepke	2	15	7.5	15	0
TEAM	18	393	21.8	63	0
OPPONENTS	8	198	24.8	36	0

FIELD GOALS	1-19	20-29	30-39	40-49	50+
B. Aubrey	0/0	9/9	13/15	4/4	10/10
TEAM	0/0	9/9	13/15	4/4	10/10
OPPONENTS	0/0	4/4	6/7	7/9	5/6

B. Aubrey: (21, 38) (35, 21, 55, 26, 30) (49, 27, 26) (23, 23, 33) (50) (32, 39) (58, 27) (51) () (30, 27) (52) (30, 31, 38, 32) (60, 59, 45, 50) (32) (43, 33) (51, 43) (32B, 36LU, 50) ()

OPP: (45B, 36WL) (34) (39, 43, 62) (29, 52WR) () (24) (33, 47) () (40) (42) (43) (42WR) (52, 44) (23) (57, 52, 54, 35, 29) (41, 30) (36) ()

2023 DALLAS COWBOYS DEFENSIVE STATISTICS

RNK	PLAYER	TKL	AST	TOTAL	SACKS/YDS	TFL/YDS	QBPR	FR	FF	INT/YDS	PD
1.	Clark, Damone	71	44	115		4/-13	8	1			3
2.	Bell, Markquese	61	41	102		3/-9	1		2		4
3.	Wilson, Donovan	58	39	97		2/-9	4	2	1	2/0	3
4.	Bland, DaRon	53	19	72		3/-5	2			9/209	15
5.	Kearse, Jayron	50	22	72	1.5/-6	4/-8	5			1/32	4
6.	Gilmore, Stephon	55	14	69					1	2/0	13
7.	Hooker, Malik	31	26	57		2/-3	1	1	1	1/0	3
8.	Lawrence, DeMarcus	29	28	57	4.0/-25	6/-18	47		1		6
9.	Parsons, Micah	27	29	56	14.0/-116	7/-17	91	1	1		2
10.	Lewis, Jourdan	35	18	53		2/-4		2	3	1/0	5
11.	Odighizuwa, Osa	24	29	53	3.0/-18	6/-21	36				
12.	Vander Esch, Leighton	18	17	35		1/-2	2	1			
13.	Armstrong, Dorance	14	19	33	7.5/-40	1/-2	24				1
14.	Hankins, Johnathan	12	19	31	3.0/-18		3				2
15.	Golston, Chauncey	9	15	24	1.5/-12	1/-1	12		1		
16.	Williams, Sam	8	12	20	4.5/-27	2/-6	17		1		
17.	Thomas, Juanyeh	13	6	19			1				4
18.	Gallimore, Neville	8	8	16	1.0/-6	1/-2	7				1
19.	Smith, Mazi	8	7	15	1.0/-9	2/-5	5				
20.	Evans, Rashaan	5	4	9							
21.	Fowler, Dante	5	2	7	4.0/-19	3/-10	32		1		3
22.	Diggs, Trevon	4	2	6					1	1/8	3
23.	Mukuamu, Israel	4	1	5				1			1
24.	Davis, Carl	0	3	3							
25.	Johnson, Buddy	2	0	2							
	Tolbert, Jalen	2	0	2							
	Wheat, Tyrus	2	0	2							
	Wright, Nahshon	2	0	2							1
29.	Jefferson, Malik	1	1	2		1/-4					
30.	Goodwin, C.J.	0	2	2							
	Harper, Devin	0	2	2							
32.	Hendershot, Peyton	0	1	1							

Ast=Assist, TFL=Tackle for a Loss, QBPR=Pressures, Int=Interception, FR=Fumble Recovery, FF=Forced Fumble, PD=Pass Defense

2023 COWBOYS SPECIAL TEAMS							
RNK	PLAYER	S	A	TOT	FF	FR	BL
1.	Williams, Sam	4	0	4			1
2.	Luepke, Hunter	3	1	4			
3.	Golston, Chauncey	2	2	4			
4.	Goodwin, C.J.	3	0	3			
5.	Thomas, Juanyeh	1	2	3			1
	Wright, Nahshon	1	2	3			
7.	Clark, Damone	2	0	2			
	Schoonmaker, Luke	2	0	2			
	Tolbert, Jalen	2	0	2			
10.	Davis, Malik	1	1	2			
	Hendershot, Peyton	1	1	2			1
	Johnson, Buddy	1	1	2			
	Sieg, Trent	1	1	2			
14.	Anger, Bryan	1	0	1			
	Harper, Devin	1	0	1			
	Jefferson, Malik	1	0	1			
17.	Dowdle, Rico	0	1	1			
	McKeon, Sean	0	1	1			
	Mukuamu, Israel	0	1	1			
	Wheat, Tyrus	0	1	1			

DEFENSIVE STATS BY RANK							
PRESSURES		SACKS		TACKLES FOR LOSS		INTERCEPTIONS	
PLAYER	NO	PLAYER	NO	PLAYER	NO	PLAYER	NO
1. M. Parsons	91	1. M. Parsons	14.0	1. M. Parsons	7	1. D. Bland	9
2. D. Lawrence	47	2. D. Armstrong	7.5	2. D. Lawrence	6	2. S. Gilmore	2
3. O. Odighizuwa	36	3. S. Williams	4.5	3. O. Odighizuwa	6	D. Wilson	2
4. D. Fowler	32	4. D. Fowler	4.0	4. D. Clark	4	4. T. Diggs	1
5. D. Armstrong	24	D. Lawrence	4.0	J. Kearse	4	M. Hooker	1

FORCED FUMBLES		FUMBLE RECOVERIES		PASSES DEFENSED	
PLAYER	NO	PLAYER	NO	PLAYER	NO
1. J. Lewis	3	1. J. Lewis	2	1. D. Bland	15
2. M. Bell	2	D. Wilson	2	2. S. Gilmore	13
3. T. Diggs	1	3. D. Clark	1	3. D. Lawrence	6
D. Fowler	1	M. Hooker	1	4. J. Lewis	5
S. Gilmore	1	I. Mukuamu	1	5. M. Bell	4

DALLAS COWBOYS 2024 PRESEASON STATS

WON 1, LOST 2					
8/11	L	12-13	at L.A. Rams	73,023	
8/17	W	27-12	at Las Vegas	62,248	
8/24	L	19-26	L.A. Chargers	80,983	

2024 TEAM STATISTICS		
	DAL	OPP.
FIRST DOWNS	68	49
Rushing	26	12
Passing	37	33
Penalty	5	4
Third Down-Made/Att	16/42	16/44
Third Down Efficiency	38.1%	36.4%
Fourth Down-Made/Att	5/8	5/8
Fourth Down Efficiency	62.5%	62.5%
TOTAL NET YARDS	1,161	939
Avg. Per Game	387.0	313.0
Total Plays	220	188
Avg. Per Play	5.3	5.0
NET YARDS RUSHING	476	307
Avg. Per Game	158.7	102.3
Total Rushes	95	63
Avg. Per Rush	5.0	4.9
NET YARDS PASSING	685	632
Avg. Per Game	228.3	210.7
Sacked/Yards Lost	6/27	4/26
Gross Yards	712	658
Attempts/Completions	119/76	121/68
Pct. of Completion	63.9%	56.2%
Had Intercepted	5	6
PUNTS/AVERAGE	7/51.7	12/50.7
Net Punting Average	40.9	42.6
PUNT RETURN/AVG.	5/7.4	5/15.2
KICKOFF RETURN/AVG.	9/26.1	8/24.9
INTERCEPTION RETURN/AVG.	6/22.5	5/9.4
PENALTIES/YARDS	22/188	20/173
FUMBLES/BALL LOST	5/2	1/0
TOUCHDOWNS	5	5
Rushing	2	1
Passing	2	3
Returns	1	1
EXTRA POINTS/ATTEMPTS	4/4	3/3
TWO POINT CONVERSION/ATT.	0/1	0/2
FIELD GOALS/ATTEMPTS	8/9	6/6
AVG. TIME OF POSSESSION	33:08	26:52

SCORE BY PERIODS	Q1	Q2	Q3	Q4	OT	PTS
TEAM	9	20	6	23	0	58
OPPONENTS	13	19	6	13	0	51

SCORING	TD	RU	PA	RT	PAT	FG	2PT	S	PTS
B. Aubrey	0	0	0	0	4/4	8/9	0	0	28
R. Flournoy	2	0	2	0	0/0	0/0	0	0	12
T. Lance	2	2	0	0	0/0	0/0	0	0	12
K. Hall	1	0	0	1	0/0	0/0	0	0	6
TEAM	5	2	2	1	4/4	8/9	0	0	58
OPPONENTS	5	1	3	1	3/3	6/6	0	0	51

2-Pt Conv: TM 0-1, OPP 0-2

SACKS: A. Muhammad 1.5, J. Johnson 1.0, T. Wheat 1.0, TM 3.5, OPP 6.0

FUM/LOST: T. Lance 2/0, J. Stephens 1/1, J. Cropper 1/1, R. Flournoy 1/0, TM 5/2, OPP 1/0

RUSHING	NO.	YDS	AVG	LONG	TD
T. Lance	24	168	7.0	46t	2
D. Vaughn	14	87	6.2	18	0
R. Freeman	15	67	4.5	15	0
M. Davis	18	60	3.3	12	0
S. Conner	12	47	3.9	8	0
N. Peat	5	19	3.8	7	0
R. Dowdle	3	14	4.7	9	0
J. Cropper	1	7	7.0	7	0
R. Flournoy	1	4	4.0	4	0
D. Burnett	1	2	2.0	2	0
C. Rush	1	1	1.0	1	0
TEAM	95	476	5.0	46t	2
OPPONENTS	63	307	4.9	70t	1

RECEIVING	NO.	YDS	AVG	LONG	TD
R. Flournoy	9	61	6.8	11t	2
D. Burnett	5	63	12.6	20	0
C. Johnson	6	32	5.3	15	0
J. Cropper	5	32	6.4	12	0
R. McMath	5	80	16.0	30	0
J. Stephens	8	75	9.4	24	0
L. Schoonmaker	4	27	6.8	11	0
B. Spann-Ford	5	41	8.2	17	0
S. Conner	4	29	7.3	14	0
P. Fant	4	18	4.5	6	0
M. Davis	3	18	6.0	14	0
K. Harmon	5	70	14.0	26	0
T. Billy-Johnson	2	33	16.5	25	0
J. Brooks	2	49	24.5	43	0
A. Holler	3	33	11.0	15	0
D. Durden	1	16	16.0	16	0
N. Peat	2	12	6.0	15	0
D. Vaughn	0	0	0.0	0	0
P. Hendershot	1	10	10.0	10	0
R. Freeman	1	7	7.0	7	0
J. Tolbert	1	6	6.0	6	0
TEAM	76	712	9.4	43	2
OPPONENTS	68	658	9.7	78t	3

INTERCEPTIONS	NO.	YDS	AVG	LONG	TD
J. Wood	2	17	8.5	9	0
K. Hall	1	69	69.0	69t	1
E. Scott	1	26	26.0	26	0
B. Mogensen	1	23	23.0	23	0
M. Bell	1	0	0.0	0	0
TEAM	6	135	22.5	69t	1
OPPONENTS	5	47	9.4	25t	1

PUNTING	NO.	YDS	AVG	NET	TB	IN	LG	B
B. Anger	7	362	51.7	40.9	0	3	57	0
TEAM	7	362	51.7	40.9	0	3	57	0
OPPONENTS	12	608	50.7	42.6	3	6	69	0

PUNT RETURNS	RET	FC	YDS	AVG	LONG	TD
T. Billy-Johnson	3	1	20	6.7	16	0
J. Cropper	2	1	17	8.5	9	0
D. Vaughn	0	2	0	0.0	0	0
TEAM	5	4	37	7.4	16	0
OPPONENTS	5	0	76	15.2	43	0

KICKOFF RETURNS	NO.	YDS	AVG	LONG	TD
T. Billy-Johnson	4	115	28.8	36	0
M. Davis	2	48	24.0	25	0
D. Vaughn	2	48	24.0	25	0
J. Cropper	1	24	24.0	24	0
TEAM	9	235	26.1	36	0
OPPONENTS	8	199	24.9	30	0

FIELD GOALS	1-19	20-29	30-39	40-49	50+
B. Aubrey	0/0	1/1	4/4	0/0	3/4
TEAM	0/0	1/1	4/4	0/0	3/4
OPPONENTS	0/0	4/4	1/1	1/1	0/0

B. Aubrey: (30, 36, 65SH, 38, 52) (54, 66) (23, 33)

OPP: (28, 39) (29, 27) (21, 48)

PASSING	ATT	CMP	YDS	CMP%	YDS/ATT	TD	TD%	INT	INT%	LONG	SACK/LOST	RATING
T. Lance	113	73	662	64.6	5.9	2	1.8	5	4.4	30	6/27	67.8
C. Rush	6	3	50	50.0	8.3	0	0.0	0	0.0	43	0/0	78.5
TEAM	119	76	712	63.9	6.0	2	1.7	5	4.2	43	6.0/27	68.3
OPPONENTS	121	68	658	56.2	5.4	3	2.5	6	5.0	78t	4.0/26	59.2

DALLAS COWBOYS 2024 PRESEASON DEFENSIVE STATS

RNK	PLAYER	TKL	AST	TOTAL	SACKS/YDS	TFL/YDS	QBPR	FR	FF	INT/YDS	PD
1.	M. Bell	10	6	16						1/0	1
2.	A. Booth	8	1	9							1
3.	J. Wood	6	3	9		1/4			1	2/17	2
4.	J. Butler	6	2	8		1/-2					2
5.	J. DeBerry	5	3	8		1/-1					1
	E. Johnson	5	3	8		1/-1					
7.	A. Muhammad	2	6	8	1.5/-9	2/-10	3				1
8.	D. Harris	3	4	7		1/-3					1
9.	D. Wilson	5	1	6							
10.	C. Carson	4	2	6							
11.	E. Scott	3	3	6						1/26	2
12.	W. Harvey	2	4	6							
13.	A. Huggins	1	5	6							1
14.	B. Johnson	5	0	5							1
15.	T. Wheat	4	1	5	1.0/-8	1/-8	1				
16.	J. Rogers	3	2	5		1/-1					1
17.	B. Mogensen	2	3	5						1/23	1
18.	N. Vigil	0	5	5							
19.	J. Johnson	4	0	4	1.0/-9	1/-9	1				
20.	K. Hall	2	2	4						1/69	2
	J. Thomas	2	2	4							2
22.	C. Davis	1	2	3							
	M. Kneeland	1	2	3							
	D. Overshown	1	2	3							
25.	M. Liufau	0	3	3							
	M. Smith	0	3	3							
27.	D. Johnson	1	1	2							1
	S. Toney	1	1	2							
29.	D. Clark	1	0	1							
	V. Fehoko	1	0	1			1				1
	C. Golston	1	0	1							
32.	D. Daxon	0	1	1							
	J. Phillips	0	1	1							
34.	I. Mukuamu										2

Ast=Assist, TFL=Tackle for a Loss, QBPR=Pressures, Int=Interception, FR=Fumble Recovery, FF=Forced Fumble, PD=Pass Defense

2024 COWBOYS SPECIAL TEAMS							
RNK	PLAYER	S	A	TOT	FF	FR	BL
1.	Vigil, Nick	2	0	2			
2.	Holler, Alec	1	1	2			
	Johnson, Emany	1	1	2			
	McMath, Racey	1	1	2			
5.	Wood, Julius	0	2	2			
6.	Aubrey, Brandon	1	0	1			
	Butler, Josh	1	0	1			
	Davis, Malik	1	0	1			
9.	Conner, Snoop	0	1	1			
	Harris, Darius	0	1	1			
	Johnson, Buddy	0	1	1			
	Liufau, Marist	0	1	1			
	Sieg, Trent	0	1	1			

DEFENSIVE STATS BY RANK							
PRESSURES		SACKS		TACKLES FOR LOSS		INTERCEPTIONS	
PLAYER	NO	PLAYER	NO	PLAYER	NO	PLAYER	NO
1. A. Muhammad	3	1. A. Muhammad	1.5	1. A. Muhammad	2	1. J. Wood	2
2. V. Fehoko	1	2. J. Johnson	1.0	2. J. Butler	1	2. M. Bell	1
J. Johnson	1	T. Wheat	1.0	J. DeBerry	1	K. Hall	1
T. Wheat	1			D. Harris	1	B. Mogensen	1
				E. Johnson	1	E. Scott	1
FORCED FUMBLES		FUMBLE RECOVERIES		PASSES DEFENSED			
PLAYER	NO	PLAYER	NO	PLAYER	NO		
1. J. Wood	1			1. J. Butler	2		
				K. Hall	2		
				I. Mukuamu	2		
				E. Scott	2		
				J. Thomas	2		



NON-MEDIA GUIDE BIOS



2024 NON-MEDIA GUIDE BIOS

ANDREW BOOTH
25 • Cornerback

6-0 • 194 • 9/28/00
 Clemson • T(Min)-'24
 NFL: 3rd Year • Cowboys: 1st Year
 Games/Starts: 2023-17/1; Career-23/2
 Postseason: 2023-0/0; Career-0/0

PRO: The Dallas Cowboys added a talented piece to their secondary when they traded for former second round pick, Andrew Booth, midway through training camp. Booth, originally drafted 42nd overall by Minnesota in the 2022 NFL Draft, was an ascending player for the Vikings as a rookie in 2022, but a season-ending knee injury sidelined him for most of the year. Booth returned to action in 2023 and played in all 17 games for the Vikings, mainly on special teams. With a clean slate in Dallas, Booth looks to contend for a roster spot in a talented Cowboys secondary.

TRANSACTION SUMMARY:

- 8/9/24:** Traded to Dallas from Minnesota for Nahshon Wright.
- 11/30/22:** Placed on Reserve/Injured with a knee injury.
- 4/29/22:** Drafted in the second round (42nd overall) by Minnesota.

2023 (Minnesota):

- Played in all 17 games, mostly on special teams, totaling eight tackles and a pass breakup.
- Made his second career start at Detroit (1/7/24) in Week 18 and had one tackle.

2022 (Minnesota):

- Appeared in six games, with one start, and finished his rookie season with 11 tackles and one special teams stop.
- Made his NFL debut against Green Bay (9/11) and was inactive Weeks 2-4 due to a quad injury.
- Played his first career defensive snaps at Buffalo (11/13), recording three tackles.
- Started his first career game against Dallas (11/20) and collected a game-high nine tackles. Suffered a meniscus tear during the Dallas game and was placed on Reserve/Injured the rest of the season.

COLLEGE:

- Played 35 games with 15 starts over three seasons at Clemson (2019-21), recording 75 tackles, 5.5 for loss, 10 pass breakups, five interceptions, a sack and a fumble recovery that he returned 21 yards for a touchdown.
- As a junior in 2021, earned first-team All-ACC honors after tallying 39 tackles, five pass breakups and a team-high three interceptions in 11 starts.
- Credited with 30 tackles, four pass breakups, two interceptions, a sack and a 21-yard fumble returned for a touchdown over 11 games (four starts) in 2020.
- As a true freshman, recorded six tackles and a pass breakup while playing mostly on special teams in all 13 games.

PERSONAL:

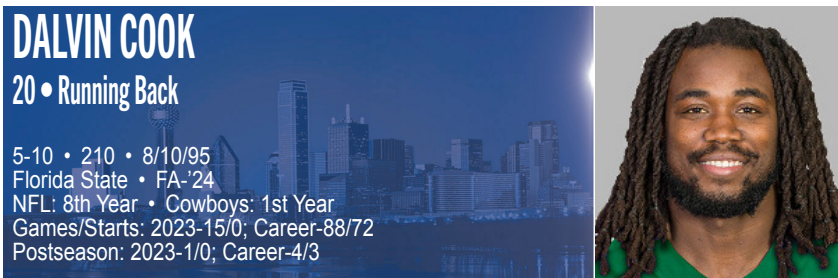
- Rated a five-star prospect out of Archer High School in Lawrenceville, Ga. and the eighth overall prospect in the country by Rivals.com, the highest-ranked Clemson signee in his class.
- Was a three-year starter at Archer High School, notching 162 tackles, 44 pass breakups, 13 interceptions and four forced fumbles. Also played receiver on offense and reeled in 22 receptions for 557 yards.
- Selected to play in the 2018 Under Armour All-America game.
- Majored in communications at Clemson.

BOOTH'S NFL TOTALS

Year Team	GP-GS	DEFENSE								INTERCEPTIONS					FUMBLES REC				
		ST	AT	TT	Sks-Yds	Tkl/Ls	QB Prs	PBU	FF	No	Yds	Avg	Lg	TD	No	Yds	Avg	Lg	TD
2022 Minnesota	6-1	11	0	-	11	0.0(0)	0(0)	0	0	0	0	0	0	0	0	0	0.0	0	0
2023 Minnesota	17-1	7	1	-	8	0.0(0)	0(0)	0	1	0	0	0	0	0	0	0	0.0	0	0
Totals	23-2	18	1	-	19	0.0(0)	0(0)	0	1	0	0	0	0	0	0	0	0.0	0	0

ADDITIONAL STATISTICS

Special Teams Tackles – 2022 (1-0-1). Totals: 1-0-1.



PRO: The Dallas Cowboys added a four-time Pro Bowl running back in Dalvin Cook prior to the regular season. Cook spent six seasons in Minnesota (five with Mike Zimmer) and rushed for 5,993 yards and 47 touchdowns on 1,282 carries (4.7 avg.) while adding 221 receptions for 1,794 yards. With Ezekiel Elliott's three Pro Bowls and Cook's four career nods, the Cowboys position group can now claim the most Pro Bowl honors of any running back room in the NFL (seven). Cook started the season on the practice squad in Dallas while ramping up his conditioning and knowledge of the offense due to missing training camp and preseason.



TRANSACTION SUMMARY:

- 8/29/24:** Signed to Dallas' practice squad.
- 1/3/24:** Released by the N.Y. Jets and signed to Baltimore's practice squad (1/5/24).
- 6/9/23:** Released by Minnesota and signed with a one-year contract with the N.Y. Jets (8/16).
- 9/12/20:** Signed a five-year extension with Minnesota through 2025.
- 10/5/17:** Placed on Reserve/Injured with a knee injury
- 4/28/17:** Drafted in the second round (41st overall) by Minnesota.

2023 (N.Y. Jets/Baltimore):

- Signed with the N.Y. Jets as a free agent during training camp and finished with 214 rushing yards on 67 carries in 16 games played.
- Released ahead of the playoffs and signed to Baltimore's practice squad where he played in one game.
- In his lone game with the Ravens, rushed for 23 yards on eight carries in the Divisional Round win over Houston (1/20/24).

2022 (Minnesota):

- Started all 17 games and was named to his fourth consecutive Pro Bowl, recording 1,173 rushing yards and eight touchdowns on 264 carries. Added 39 receptions for 295 yards and two touchdowns.
- Went over 100 rushing yards twice - against Arizona (111 yards; 10/30) and at Buffalo (119 yards; 11/13).
- Carried the ball at least 20 times in five games and had over 100 scrimmage yards in five contests.
- Tallied 17 carries for 96 yards (5.6 avg.) with a touchdown in the win against Detroit (9/25).
- Recorded a season-high 119 rushing yards on 14 carries (8.5) at Buffalo, including a career-long 81-yard touchdown run.

2021 (Minnesota):

- Started all 13 games he played and led the NFC in rushing with 1,159 yards, his third consecutive season reaching the 1,000-yard mark, while garnering his third straight Pro Bowl nod.
- Recorded his first 100-yard rushing day of the season at Arizona (9/19), gaining 131 rushing yards on 22 carries (6.0) with a pair of catches for 17 yards.
- In the overtime win at Carolina (10/17), rushed for 140 yards and a touchdown on 29 carries.
- Tallied a season-best 64 receiving yards on six catches with 39 rushing yards - 103 scrimmage yards - at San Francisco (11/28).
- Had his second career 200-yard rushing game with 205 yards against Pittsburgh (12/9), the most rushing yards in a game in the NFL during 2021. Also scored two touchdowns, his first multi-touchdown game of the season.

2020 (Minnesota):

- Was named to his second Pro Bowl while starting 14 games, leading the team in rushing (1,557 yards), rushing touchdowns (16) and scrimmage yards (1,918).
- His 1,557 rushing yards and 16 rushing touchdowns both ranked second in the NFL, while his 111.2 rushing yards-per-game were second in Vikings history behind only Adrian Peterson's 2012 season (131.1).
- Had eight games with 100-plus rushing yards, second in the NFL in 2020 behind Derrick Henry (10).
- Had two rushing touchdowns in the season opener against Green Bay (9/13), along with 50 rushing yards on 12 carries.
- Against Tennessee (9/27), finished with 181 rushing yards on 22 carries (8.2). Combined with Justin Jefferson for 374 scrimmage yards, third among Vikings duos for a single game.
- Totaled 130 rushing yards and two touchdowns on 27 carries the next week at Houston (10/4).
- In the win at Green Bay (11/1), ran for 163 yards and three touchdowns on 30 carries and added two receptions for 63 yards, including a career-long 50-yard touchdown reception. With the performance, became only the fifth player in the Super Bowl era with 200-plus scrimmage yards (226), three-plus rushing touchdowns (three) and a receiving touchdown in a single game.
- Rushed for 206 yards and two touchdowns on 22 carries (9.4) against Detroit (11/8), his first career 200-yard rushing game.
- Set a career-high in carries (32) and rushed for 120 yards against Jacksonville (12/6).

2019 (Minnesota):

- Named to his first Pro Bowl as a starter, finishing the season with 1,135 rushing yards (10th in the NFL), 13 rushing touchdowns (fourth) and 1,654 scrimmage yards (seventh)
- Earned FedEx Ground Player of the Week honors after rushing for 154 yards on 20 carries at Green Bay (9/15), including a career-long 75-yard touchdown.
- Became the first Vikings player to open a season with three straight 100-yard rushing games after he tallied 110 yards on 16 carries with a touchdown against Oakland (9/22).
- Recorded 218 scrimmage yards (132 rushing, 86 receiving) at the N.Y. Giants (10/6).
- Finished with 142 rushing yards and two rushing touchdowns on 25 carries at Detroit (10/20) to earn FedEx Ground Player of the Week.
- Named NFC Offensive Player of the Week after totaling 183 scrimmage yards (97 rushing, 86 receiving) and one rushing touchdown at Dallas (11/10).
- Rushed 28 times for 94 yards and two touchdowns in the Wild Card win at New Orleans (1/5/20).

2018 (Minnesota):

- Finished with 615 rushing yards and two touchdowns on 133 carries while adding 40 catches for 305 yards and a pair of scores in his second season with the Vikings.
- Totaled 95 scrimmage yards in his first regular season game back from a torn ACL suffered in 2017, rushing 16 times for 40 yards while grabbing six receptions for 55 yards against San Francisco (9/9).
- Scored his first touchdown of the season and his first receiving touchdown of his career against Green Bay (11/25).
- Named NFC Offensive Player of the Week after totaling a season-high 136 rushing yards on 19 carries (7.2) with two touchdowns against Miami (12/16).

2017 (Minnesota):

- Played in only four games, missing the final 12 due to a torn ACL suffered against Detroit (10/1). Carried the ball 74 times for 354 yards and two touchdowns with 11 catches for 90 yards before the injury.
- Notched 127 rushing yards on 22 carries (5.8) in his first career game against New Orleans (9/11), the most rushing yards by any Vikings player in their rookie debut.
- Had 288 rushing yards through the first three games, the most by a Vikings rookie running back through three games.
- Totaled 169 scrimmage yards (97 rushing, 72 receiving) and his first career touchdown against Tampa Bay (9/24).

COLLEGE:

- Played three seasons (2014-16) at Florida State and left as the program's leader in rushing yards (4,464) and rushing touchdowns (46) and ranked second in school history with 5,399 all-purpose yards.
- Posted 100-plus rushing yards in 21 career games.
- Earned first-team All-ACC and first-team All-America as a junior in 2016, recording a career-high and school record 1,765 rushing yards with 19 touchdowns.
- Totaled 1,691 rushing yards with 19 touchdowns on the ground as a sophomore and was the recipient of the Jim Brown Award - given to the nation's top running back. Added 24 receptions for 244 yards and one touchdown while leading the nation with 168.2 scrimmage yards-per-game. Also named a team captain during his second season at FSU.
- Eclipsed 1,000 rushing yards in just seven games in 2015, becoming the fastest player in Florida State history to eclipse 1,000 rushing yards in a season.
- Set a Florida State freshman record with 1,008 yards and eight rushing scores on just 170 carries (5.9) as a true freshman for the Seminoles. Became the first freshman in program history to reach the 1,000-yard plateau.

PERSONAL:

- Attended Miami, Fla., Central High School, where he rushed for 4,267 yards and 64 touchdowns during his prep career while leading Central High School to a 52-5 overall record.
- In the Class 6A state championship game, rushed for 223 yards and four touchdowns to lead Miami Central to a state title.
- Rushed for 1,940 yards and 24 touchdowns on just 177 carries (11.0 avg.) as a senior. Also recorded three interceptions on defense.
- Two-time first-team Class 6A all-state selection and named Mr. Florida in 2013.
- Also ran track at Central High School.
- Majored in social science at Florida State.

COOK'S NFL TOTALS

Year Team	GP-GS	RUSHING					RECEIVING				
		No	Yds	Avg	Long	TD	No	Yds	Avg	Long	TD
2017 Minnesota	4-4	74	354	4.8	33	2	11	90	8.2	36	0
2018 Minnesota	11-10	133	615	4.6	70	2	40	305	7.6	27	2
2019 Minnesota	14-14	250	1,135	4.5	75t	13	53	519	9.8	31	0
2020 Minnesota	14-14	312	1,557	5.0	70t	16	44	361	8.2	50t	1
2021 Minnesota	13-13	249	1,159	4.7	66t	6	34	224	6.6	24t	0
2022 Minnesota	17-17	264	1,173	4.4	81t	8	39	295	7.6	64t	2
2023 N.Y. Jets	15-0	67	214	3.2	14t	0	15	78	5.2	15t	0
Baltimore	0-0	0	0	0.0	0	0	0	0	0.0	0	0
Totals	88-73	1,349	6,207	4.6	81t	47	236	1,872	7.9	64t	5
Playoffs											
2017 Minnesota	0-0	RESERVE/INJURED-Knee					RESERVE/INJURED-Knee				
2019 Minnesota	2-2	37	112	3.0	22	2	9	44	4.9	19	0
2022 Minnesota	1-1	15	60	4.0	11	0	6	10	1.7	6	0
2023 Baltimore	1-0	8	23	2.9	19	0	0	0	0.0	0	0
Totals	4-3	60	195	3.3	22	2	15	54	3.6	19	0

SINGLE-GAME HIGHS

- | | |
|---|---|
| Carries – 32 vs. Jacksonville, 12/6/20
<i>Playoffs</i> – 28 at New Orleans, 1/5/20 | Receptions – 8 at New England, 12/2/18
<i>Playoffs</i> – 6 at San Francisco, 1/11/20 |
| Rushing Yards – 206 vs. Detroit, 11/8/20
<i>Playoffs</i> – 94 at New Orleans, 1/5/20 | Receiving Yards – 95 vs. Indianapolis, 12/17/22
<i>Playoffs</i> – 36 at New Orleans, 1/5/20 |
| Rushing Average – 9.4 vs. Detroit, 11/8/20
<i>Playoffs</i> – 4.0 vs. N.Y. Giants, 1/15/23 | Long Reception – 64t vs. Indianapolis, 12/17/22
<i>Playoffs</i> – 19 at New Orleans, 1/5/20 |
| Long Rush – 81t at Buffalo, 11/13/22
<i>Playoffs</i> – 22 at New Orleans, 1/5/20 | |
| Rushing Touchdowns – 3 at Green Bay, 11/1/20
<i>Playoffs</i> – 2 at New Orleans, 1/5/20 | |

COOK'S 100-YARD RUSHING GAMES

(21 total)

- | | |
|---------------------------------------|---|
| 206 vs. Detroit, 11/18/20 (34 att.) | 130 at Houston, 10/4/20 (31 att.) |
| 205 vs. Pittsburgh, 11/8/20 (36 att.) | 127 vs. New Orleans, 9/11/17 (29 att.) |
| 181 vs. Tennessee, 9/27/20 (30 att.) | 120 vs. Jacksonville, 12/6/20 (27 att.) |
| 163 at Green Bay, 11/1/20 (28 att.) | 119 at Buffalo, 11/13/22 (33 att.) |
| 154 at Green Bay, 9/15/19 (16 att.) | 115 vs. Dallas, 11/22/20 (28 att.) |
| 142 at Detroit, 10/20/19 (42 att.) | 111 vs. Atlanta, 9/8/19 (28 att.) |
| 140 at Carolina, 10/17/21 (34 att.) | 111 vs. Arizona, 9/22/19 (34 att.) |
| 136 vs. Miami, 12/16/18 (41 att.) | 110 vs. Oakland, 11/7/21 (34 att.) |
| 132 at N.Y. Giants, 10/6/19 (28 att.) | 110 at Baltimore, 12/13/20 (31 att.) |
| 132 vs. Chicago, 12/20/20 (27 att.) | 102 at Tampa Bay, 10/24/19 (14 att.) |
| 131 at Arizona, 9/19/21 (33 att.) | |

KEMON HALL (KEY-MON)

43 • Cornerback

5-11 • 190 • 6/2/97
 North Texas • W(SF)-'24
 NFL: 2nd Year • Cowboys: 1st Year
 Games/Starts: 2023-0/0; Career-18/0
 Postseason: 2023-0/0; Career-0/0



PRO: Midway through training camp in 2024, the Dallas Cowboys claimed cornerback Kemon Hall off waivers from San Francisco. Hall has played for five NFL teams since he entered the league in 2019. Playing primarily on special teams, Hall has recorded seven special teams stops, a fumble recovery and one defensive tackle. The most productive year of his career came in 2022 with the LA Chargers, when he played in 16 games and finished with six special teams tackles. Hall provides depth to a talented cornerback group in 2024 and looks to make an impact on special teams while competing for a roster spot throughout the remainder of camp.

TRANSACTION SUMMARY:

- 7/27/24:** Waived and claimed off waivers by Dallas (7/28).
- 2/13/24:** Signed a Futures contract with San Francisco.
- 11/28/23:** Signed to San Francisco's practice squad.
- 3/22/23:** Signed a one-year contract with the LA Chargers and released (8/23).
- 8/30/22:** Released and signed to the LA Chargers practice squad (8/31).
- 9/3/21:** Waived and signed to the LA Chargers active roster (9/7).
- 1/4/21:** Signed a Futures contract with Dallas, waived (5/5) and claimed off waivers by the LA Chargers (5/6).
- 9/6/20:** Signed to New Orleans' practice squad, waived (9/19) and signed to Dallas' practice squad (12/23).
- 1/12/20:** Signed a Futures contract with Minnesota, waived (8/3), signed with New Orleans (8/25) and waived (9/5).
- 9/1/19:** Signed to the LA Chargers practice squad, waived (9/10) and signed to Minnesota's practice squad (12/31).
- 5/10/19:** Signed with the LA Chargers as an undrafted free agent and waived (8/31).

2023 (LA Chargers/San Francisco):

- Went to training camp with the LA Chargers before being released in the middle of camp. Signed to San Francisco's practice squad midway through the season but saw no game action.

2022 (LA Chargers):

- Started the season on the Chargers practice squad before signing to the active roster in Week 14.
- Appeared in two games, posting one special teams tackle, before going on Reserve/Injured (hamstring).

2021 (LA Chargers):

- Played in 16 games, mainly on special teams, and finished with one tackle on defense along with six special teams tackles and a fumble recovery.
- Recorded a career-best two special teams stops against Las Vegas (10/4) and Cleveland (10/10).
- Against Denver (1/2/22), recovered a muffed punt that led to a Chargers touchdown on the ensuing offensive drive.

2020 (Minnesota/New Orleans/Dallas):

- Started training camp with the Minnesota Vikings before his release at the start of camp. Spent the rest of the season on the practice squads in New Orleans and Dallas.

2019 (LA Chargers/Minnesota):

- Signed with the LA Chargers as an undrafted free agent and spent the season on the practice squads for the Chargers and Vikings.

COLLEGE:

- After starting his career at Itawamba Community College in Fulton, Miss., played two seasons at North Texas (2017-18) where he finished with 120 tackles, two tackles for loss, six interceptions, 28 pass breakups and a forced fumble.
- As a senior, earned first-team All-Conference USA and tallied 48 tackles, five interceptions, two of which he brought back for touchdowns, and 14 pass breakups in 11 starts for the Mean Green.
- In 2017 as a junior, finished with 72 tackles, one for loss, an interception, a team-high eight pass breakups and a forced fumble while starting all 14 games.
- As a sophomore at Itawamba Community College, played nine games with two interceptions and 45 tackles.

PERSONAL:

- Four-year letterman at Calhoun City, Miss. High School, where he played cornerback, wide receiver and punter.
- Earned a degree in integrated studies from North Texas.

HALL'S NFL TOTALS

Year Team	GP-GS	DEFENSE					INTERCEPTIONS					FUMBLES REC							
		ST	AT	TT	Sks-Yds	Tk/Ls	QB Prs	PBU	FF	No	Yds	Avg	Lg	TD	No	Yds	Avg	Lg	TD
2021 LA Chargers	16-0	1	0	–	1	0.0(0)	0(0)	0	0	0	0	0	0	0	0	0	0.0	0	0
2022 LA Chargers	2-0	0	0	–	0	0.0(0)	0(0)	0	0	0	0	0	0	0	0	0	0.0	0	0
Totals	18-0	1	0	–	1	0.0(0)	0(0)	0	0	0	0	0	0	0	0	0	0.0	0	0

ADDITIONAL STATISTICS

Special Teams Tackles – 2021 (1-0-1), 2022 (6-0-6). **Totals: 7-0-7.**

DARIUS HARRIS

46 • Linebacker

6-2 • 238 • 1/17/96
 Middle Tennessee State • FA-'24
 NFL: 5th Year • Cowboys: 1st Year
 Games/Starts: 2023-5/0; Career-33/6
 Postseason: 2023-1/0; Career-7/0



PRO: The Dallas Cowboys added versatile linebacker Darius Harris to their defensive core midway through training camp in 2024, bringing in a player with multiplicity and a Super Bowl pedigree. Harris signed with Kansas City as an undrafted free agent in 2019 and played in 33 career games with six starts for the Chiefs since entering the league. He has compiled 55 tackles, two tackles for loss, 1.5 sacks, two pass breakups and two fumble recoveries in his career, adding three special teams tackles.



TRANSACTION SUMMARY:

- 8/6/24:** Signed with Dallas.
- 10/31/23:** Signed to Kansas City's active roster, released (12/16) and signed to Kansas City's practice squad (12/19).
- 8/1/23:** Signed with Las Vegas, released (8/16) and signed to Las Vegas' practice squad (10/24).
- 2/2/22:** Re-signed with Kansas City.
- 10/9/21:** Released and signed to Kansas City's practice squad (10/12).
- 9/30/20:** Signed to Kansas City's active roster.
- 2/3/20:** Reinstated, released (9/5) and signed to Kansas City's practice squad (9/6).
- 5/4/19:** Signed with Kansas City as an undrafted free agent and placed on Reserve/Did Not Report (8/31).

2023 (Las Vegas/Kansas City):

- Signed with Las Vegas during training camp, released and then signed to Las Vegas' practice squad. Signed to Kansas City's active roster midway through the season and played in five games for the Chiefs, but did not record any stats.

2022 (Kansas City):

- Played in all 17 games with four starts, recording career-bests across the board with 41 tackles, two tackles for loss, 1.5 sacks, a fumble recovery and two special teams tackles.
- Started at Indianapolis (9/25) - his first of four-consecutive starts - and set a career high with 13 tackles and a tackle for loss.
- Started again against Las Vegas (10/10), registering 10 tackles and his first career sack.
- Had six tackles, a tackle for loss, a fumble recovery and a pass breakup against Buffalo (10/16).
- Tallied three special teams tackles in the postseason, including a special teams stop at Philadelphia (12/12/23) in Super Bowl LVII.

2021 (Kansas City):

- Saw action in seven games while fluctuating between the Chiefs practice squad and active roster, recording a special teams tackle.

2020 (Kansas City):

- Played in four games, starting two, and finished with 14 tackles, a fumble recovery and a pass breakup.
- Made his NFL debut at Miami (12/13), but did not record any stats.
- Started his first career game against Atlanta (12/27), finishing with four tackles and a fumble recovery, then recorded his first double-digit tackle game in the regular season finale against the LA Chargers (1/3/1), tallying 10 takedowns.
- Played in all three postseason games but did not record any stats.

2019 (Kansas City):

- Signed with Kansas City as an undrafted free agent and was placed on the Reserve/Did Not Report list following training camp, causing him to miss the entire season.

COLLEGE:

- Appeared in 53 games with 31 starts at Middle Tennessee State, recording 278 tackles, 11.5 sacks, 13 passes defended, four forced fumbles, three fumble recoveries and one interception.
- Earned first-team All-C-USA honors as a senior in 2018, ranking second on the team with a career-best 96 tackles, including 11 tackles for loss, 5.0 sacks, five quarterback pressures and four pass breakups.
- Played in all 13 games and had 10 starts to finish with 64 tackles - fifth on the team - and added 7.5 tackles for loss, 4.5 sacks, six breakups, a hurry and fumble return for a touchdown in 2017 as a junior.
- Appeared in all 13 games in 2016 and had seven starts, registering 74 tackles, eight tackles for loss and two fumble recoveries.
- Named to Conference USA All-Freshman team in 2015, tallying 44 tackles and an interception after redshirting in 2014.

PERSONAL:

- Played quarterback and defensive back for Horn Lake, Miss., High School.

HARRIS' NFL TOTALS

Year Team	GP-GS	DEFENSE								INTERCEPTIONS					FUMBLES REC									
		ST	AT	TT	Sks-Yds	Tkl/Ls	QB Prs	PBU	FF	No	Yds	Avg	Lg	TD	No	Yds	Avg	Lg	TD					
2019 Kansas City	0-0	RESERVE/DNR																						
2020 Kansas City	4-2	11	3	-	14	0.0(0)	0(0)	0	1	0	0	0	0	0	0	0	0.0	0	0	1	0	0.0	0	0
2021 Kansas City	7-0	0	0	-	0	0.0(0)	0(0)	0	0	0	0	0	0	0	0	0	0.0	0	0	0	0	0.0	0	0
2022 Kansas City	17-4	23	18	-	41	1.5(-18)	2(-4)	2	1	0	0	0	0	0	0	0	0.0	0	0	1	0	0.0	0	0
2023 Kansas City	5-0	0	0	-	0	0.0(0)	0(0)	0	0	0	0	0	0	0	0	0	0.0	0	0	0	0	0.0	0	0
Totals	33-6	34	21	-	55	1.5(-18)	2(-4)	2	2	0	0	0	0	0	0	0	0.0	0	0	2	0	0.0	0	0
Playoffs																								
2020 Kansas City	3-0	0	0	-	0	0.0(0)	0(0)	0	0	0	0	0	0	0	0	0	0.0	0	0	0	0	0.0	0	0
2022 Kansas City	3-0	1	1	-	2	0.0(0)	0(0)	0	0	0	0	0	0	0	0	0	0.0	0	0	0	0	0.0	0	0
2023 Kansas City	1-0	0	0	-	0	0.0(0)	0(0)	0	0	0	0	0	0	0	0	0	0.0	0	0	0	0	0.0	0	0
Totals	7-0	1	1	-	2	0.0(0)	0(0)	0	0	0	0	0	0	0	0	0	0.0	0	0	0	0	0.0	0	0

ADDITIONAL STATISTICS

Special Teams Tackles – 2021 (1-0-1); 2022 (0-2-2). Totals: 1-2-3.
 Playoffs – 2023 (3-0-3).



PRO: The Dallas Cowboys signed wide receiver Kelvin Harmon at the beginning of 2024 training camp. Harmon was originally drafted in the sixth round (206th overall) by Washington in the 2019 NFL Draft. After a productive rookie season where he appeared in 16 games and played valuable snaps on both offense and special teams, Harmon suffered an ACL tear prior to the 2020 season and was placed on the Reserve/Non-Football Injury list for the rest of the year. His last NFL action was in 2022 training camp with Washington, and he joins Dallas in 2024 with a chance to compete for a roster spot in a talented wide receivers room.

TRANSACTION SUMMARY:

- 7/28/24:** Signed with Dallas as a free agent.
- 1/10/22:** Signed a Futures contract with Washington and waived (8/23).
- 9/29/21:** Signed to Washington's practice squad, waived (10/19) and re-signed to Washington's practice squad (10/20).
- 2/10/21:** Reinstated from Reserve/NFI and waived (8/15).
- 9/5/20:** Placed on Reserve/NFI (knee).
- 4/27/19:** Drafted in the sixth round (206th overall) by Washington.

2022 (Washington):

- Signed a Futures contract with Washington and was waived during the second cutdown date at training camp.

2021 (Washington):

- Began training camp with Washington before being released at the first cutdown date. Spent the rest of the season on Washington's practice squad.

2020 (Washington):

- Suffered a torn ACL injury while training in June and was placed on Reserve/Non-Football Injury at the start of training camp, where he remained for the season.

2019 (Washington):

- As a rookie, appeared in 16 games and tallied 30 receptions for 365 yards while also contributing on special teams.
- Made his NFL debut at Philadelphia (9/8), catching two passes for 31 yards.
- Had a career day against the N.Y. Jets (11/17), posting 53 receiving yards on a career-best five catches.
- Tallied a career-high 86 receiving yards on seven catches against the N.Y. Giants (12/22).

COLLEGE:

- Played three seasons at NC State (2016-18), where he appeared in 38 games and totaled 177 receptions for 2,665 yards and 16 touchdowns.
- Posted back-to-back seasons (2017-18) with 1,000 receiving yards.
- As a junior in 2018, recorded 81 receptions for 1,186 yards and seven touchdowns, earning first-team All-ACC honors and was named a Biletnikoff Award candidate.
- In 2017 as a sophomore, once again named a Biletnikoff Award candidate after amassing 1,017 receiving yards on 69 receptions with four touchdowns in 13 games played. Became the first NC State receiver to eclipse 1,000 receiving yards since 2003.
- As a true freshman, led the team in touchdown receptions (five) and was named to the Athlon Sports All-ACC Freshman squad.

PERSONAL:

- Attended Palmyra, N.J., High School, where he played both wide receiver and safety. In his career, collected 2,764 receiving yards on 165 receptions with 36 touchdowns.
- During his senior year, led the state of New Jersey with 1,111 receiving yards on 66 receptions and 14 touchdowns. Also tallied 38 tackles, 2.0 sacks and an interception at safety.
- Majored in parks, recreation and tourism management at NC State.
- Originally born in Liberia, came to the United States when he was four years old.

HARMON'S NFL TOTALS

Year Team	GP-GS	RECEIVING					RUSHING				
		No	Yds	Avg	Long	TD	No	Yds	Avg	Long	TD
2019 Washington	16-8	30	365	12.2	30	0	0	0	0.0	0	0
2020 Washington	0-0			RESERVE/NFI-Knee					RESERVE/NFI-Knee		
2021 Washington	0-0			PRACTICE SQUAD					PRACTICE SQUAD		
Totals	16-8	30	365	12.2	30	0	0	0	0.0	0	0



PRO: The Dallas Cowboys were looking to strengthen the defensive line when they signed 15-year NFL veteran, Linval Joseph at the conclusion of training camp. Joseph, a former 2010 NFL Draft second round pick (46th overall), joins the Cowboys after spending the 2023 season with Buffalo where he appeared in seven games, notching seven tackles, 1.0 sacks, one quarterback pressure and one tackle for loss. Throughout his time in the NFL, Joseph has played for five different teams where he collected a Super Bowl title (XLVI) as well as two Pro Bowl selections. He has played in 186 games with 170 starts to accumulate 816 tackles, 26.5 sacks, six passes defended, 181 quarterback pressures, 57 tackles for loss, eight forced fumbles and six fumble recoveries.

TRANSACTION SUMMARY:

- 8/27/24:** Signed with Dallas.
- 11/2/23:** Signed a one year contract with Buffalo.
- 11/16/22:** Signed a one year deal with Philadelphia.
- 3/13/20:** Released by Minnesota and signed a two year contract with the LA Chargers (3/18).
- 8/5/17:** Signed a four year extension with Minnesota.
- 3/12/14:** Signed a five year contract with Minnesota.
- 7/31/10:** Drafted by the New York Giants in the second round (46th overall).

2024 (Dallas):

- Signed with the Cowboys at the conclusion of training camp.

2023 (Buffalo):

- Signed a one year deal with Buffalo in Week 9 of the regular season where he appeared in seven games, notching 12 tackles, 1.0 sacks, one quarterback pressure and a tackle for loss.
- Appeared in his first game a Bill at Cincinnati (11/5), three days after signing to the roster, and registered two tackles.
- Posted three tackles and a quarterback pressure at LA Chargers (12/23).

2022 (Philadelphia):

- Signed a one year deal with Philadelphia in Week 11 of the regular season.
- Started in all eight of the final games as an Eagle where he tallied 20 tackles, 0.5 sacks and one quarterback pressure.
- Appeared in his first game four days after joining Philadelphia, where he registered four tackles, 0.5 sack and a quarterback pressure at Indiana (11/20).
- Posted five tackles, a season high, at Dallas (12/24).

2021 (LA Chargers):

- Accumulated 12 starts in 14 games in his final season in Los Angeles where he tallied 57 tackles, 1.0 sacks, two quarterback pressures and three tackles for loss.
- Registered eight tackles, his second-highest of the season, at Kansas City (9/26).
- Tallied four tackles, 1.0 sacks for ten yards, a quarterback pressure and one tackle for loss at Baltimore (10/17).
- Recorded a season-high nine tackles at Philadelphia (11/7).

2020 (LA Chargers):

- Quickly became a defensive leader and force in the interior of the Bolts' defensive front where he started all 16 games to total 62 tackles (his most since 2017), two quarterback pressures and three tackles for loss.
- Led all Chargers defensive linemen with his 62 tackles to help bolster the Bolts' defense to finish top-10 in total defense.
- Recorded five tackles while knocking down Tom Brady for his first QB hit of the season at Tampa Bay (10/4).
- Played in his 150th career game where he recorded four tackles at Miami (11/15).
- Tallied a season-high seven tackles against New England (12/6) and matching that mark three weeks later against Denver (12/27).

2019 (Minnesota):

- Registered 44 tackles, 3.0 sacks, six tackles for loss and a forced fumble in the 13 games he played in his final season as a Viking.
- Posted four tackles, two tackles for loss, and an eight yard sack against Atlanta (9/8).
- Recorded his second sack in as many weeks while finishing with six tackles and two tackles for loss at Green Bay (9/15).
- Tallied three tackles and his third sack of the season against Washington (10/24).

2018 (Minnesota):

- Started all 15 games that he appeared in to finish the season with 77 tackles, five tackles for loss, 1.0 sacks, one forced fumble, one fumble recovery and a touchdown.
- Recorded seven tackles and a crucial forced fumble on a goal-line stand against San Francisco (9/9).
- Scored his first career touchdown when he recovered a Carson Wentz fumble and returned it for 64 yards to score against Philadelphia (10/7) while also registering five tackles, his first sack of the season and a quarterback pressure. Joseph's touchdown was the third-longest fumble recovery touchdown by a defensive line in Vikings history.
- In his 125th career game, led the team with 10 tackles at Seattle (12/10) which topped a season high set the week before.

2017 (Minnesota):

- Set a career high with 58 solo tackles while starting all 16 games for the number one ranked scoring and yardage defense in the NFL while also earning his second Pro Bowl nod.
- Posted three tackles and two quarterback pressures against Tampa (9/24) in his 100th career game.
- Led the team with 11 tackles and notched his first sack of the season along with a quarterback pressure against Detroit (10/1).
- Started his 100th career NFL game while posting four tackles against the LA Rams (11/19).
- Tallied a team high 10 tackles and 1.0 sacks, a tackle for loss and two quarterback pressures at Carolina (12/10).
- Led the defensive line with nine tackles, four quarterback pressures and one tackle for loss against New Orleans in the Divisional Round Playoff win (1/14/18).

2016 (Minnesota):

- Earned his first career Pro Bowl bid and became the first Vikings defensive tackle to record 100 tackles in a season since Henry Thomas (100) in 1991.
- Accumulated 100 tackles, seven tackles for loss, 4.0 sacks, 36 quarterback pressures and three forced fumbles for the NFL's third-ranked defense (314.9 yards-per-game).
- Notched eight tackles, 1.0 sack, a career-high tying three tackles for loss and five quarterback pressures against Green Bay (9/18).

Linval Joseph, cont.

- Registered five tackles, one quarterback pressure and a blocked field goal at Jacksonville (12/11).
- Totaled a career-high 15 tackles against Indianapolis (12/18).
- Recorded seven tackles, one tackle for loss, 1.0 sacks, two quarterback pressures and one forced fumble that was returned 20 yards for a touchdown by teammate, Everson Griffen against Chicago (1/1/17).

2015 (Minnesota):

- Played a big role a Minnesota defense ranked fifth amongst NFL scoring defenses that allowed 18.9 points per-game and ranked 13th in total defense.
- Notched 12 starts in 12 games to tally 71 tackles, 0.5 sack, two passes defensed, eight tackles for loss, 26 quarterback pressures and one forced fumble.
- Named NFC Defensive Player of the Week for his performance against St. Louis (11/8) for the first time in his career.
- Collected a pair of nine tackle games at Oakland (11/15) and against Green Bay (11/22).

2014 (Minnesota):

- Started all 16 games in his first season as a Viking where he finished second along the defensive line with 73 tackles while also tallying 3.0 sacks, one pass breakup, seven tackles for loss and 27 quarterback pressures.
- In his Vikings debut against St. Louis (9/7), he posted six tackles, 1.0 sacks and four quarterback pressures.
- Helped Minnesota's defense become the most improved in 2014, allowing 7.1 fewer offensive points per game than in 2013.

2013 (NY Giants):

- Started 15 games in his final season as a Giant where he tallied 75 tackles, 3.0 sacks, one forced fumble and a fumble recovery.
- Notched a career-high 10 tackles at Carolina (9/22).
- Posted seven tackles and 1.0 sacks against Seattle (12/15).

2012 (NY Giants):

- Started all 16 games to finish fifth on the team with 72 tackles as well as gaining 4.0 sacks, one forced fumble and two fumble recoveries.
- Posted a career best 2.0 sacks at Dallas (10/28).

2011 (NY Giants):

- Transitioned into a starting role in season two, clocking 15 starts across 16 games to accumulate 49 tackles, 2.0 sacks and three pass breakups.
- Claimed first career seack against Miami (10/30).
- Notched a career high nine tackles against Green Bay (12/4).
- Opened all four playoff games in route to the Super Bowl XLVI title where he tallied three tackles in each of the first three contests.

2010 (NY Giants):

- Saw action in six games as a rookie, making his NFL debut against Chicago (10/3).
- Had a season-best five stops at Green Bay (12/26).

COLLEGE:

- Started 27 of his 41 career games at ECU, opening nine at nose tackles and 18 at defensive end.
- Earned First-Team All-Conference USA as a senior and Honorable Mention All-Conference USA as a junior.

PERSONAL:

- Twice named Class AAA All-State and lettered four times in football.
- Earned state title in weightlifting as a junior.
- Competed in shot put and discus as a team advanced to state meet.
- Holds the school record in the shot put and discus.
- Born in the U.S. Virgin Islands and moved with his family to Florida when he was 10 years old.
- He has two daughters, Elani and Lilah.

JOSEPH'S NFL TOTALS

Year Team	GP-GS	DEFENSE								INTERCEPTIONS					FUMBLES REC				
		ST	AT	TT	Sks-Yds	Tkl/Ls	QB Prs	PBU	FF	No	Yds	Avg	Lg	TD	No	Yds	Avg	Lg	TD
2010 NY Giants	6-0	8	3	- 11	0.0(0)	1(-)	0	0	0	0	0	0	0	0	0	0	0.0	0	0
2011 NY Giants	16-15	34	15	- 49	2.0(15.0)	4(-)	5	4	0	0	0	0	0	0	0	0	0.0	0	0
2012 NY Giants	16-16	39	33	- 72	4.0(17.0)	5(-)	7	0	1	0	0	0	0	0	2	16	8.0	16	0
2013 NY Giants	15-15	51	24	- 75	3.0(26.0)	8(-)	8	0	1	0	0	0	0	0	1	0	0.0	0	0
2014 Minnesota	16-16	44	29	- 73	3.0(23.0)	5(-)	27	1	0	0	0	0	0	0	0	0	0.0	0	0
2015 Minnesota	12-12	43	28	- 71	0.5(4.0)	7(-)	26	1	1	0	0	0	0	0	0	0	0.0	0	0
2016 Minnesota	16-16	48	52	- 100	4.0(21.5)	5(-)	36	0	3	0	0	0	0	0	0	0	0.0	0	0
2017 Minnesota	16-16	58	35	- 93	3.5(23.5)	5(-)	38	0	0	0	0	0	0	0	1	0	0.0	0	0
2018 Minnesota	15-15	47	30	- 77	1.0(15.0)	4(-)	22	0	1	0	0	0	0	0	1	64	64.0	64	0
2019 Minnesota	13-13	26	18	- 44	3.0(23.0)	6(-)	6	0	1	0	0	0	0	0	0	0	0.0	0	0
2020 LA Chargers	16-16	33	29	- 62	0.0(0)	3(-)	2	0	0	0	0	0	0	0	0	0	0.0	0	0
2021 LA Chargers	14-12	30	27	- 57	1.0(10.0)	3(-)	2	0	0	0	0	0	0	0	0	0	0.0	0	0
2022 Philadelphia	8-8	8	12	- 20	0.5(3.0)	0(0)	1	0	0	0	0	0	0	0	0	0	0.0	0	0
2023 Buffalo	7-0	7	5	- 12	1.0(3.0)	1(-)	1	0	0	0	0	0	0	0	0	0	0.0	0	0
Totals	186-170	476	340	- 816	26.5(-184.0)	57(-)	181	6	8	0	0	0.0	0	0	5	80	16.0	64	0
Playoffs																			
2011 NY Giants	4-4	5	5	- 10	0.0(0)	0(0)	2	1	0	0	0	0.0	0	0	0	0	0.0	0	0
2015 Minnesota	1-1	2	1	- 3	0.0(0)	0(0)	0	0	0	0	0	0.0	0	0	0	0	0.0	0	0
2017 Minnesota	2-2	6	3	- 9	0.0(0)	2(3)	1	0	0	0	0	0.0	0	0	0	0	0.0	0	0
2019 Minnesota	2-2	5	5	- 10	0.0(0)	0(0)	0	0	0	0	0	0.0	0	0	0	0	0.0	0	0
2022 Philadelphia	3-3	0	1	- 1	0.0(0)	0(0)	0	0	0	0	0	0.0	0	0	1	0	0.0	0	0
2023 Buffalo	2-0	0	3	- 3	0.0(0)	0(0)	0	0	0	0	0	0.0	0	0	0	0	0.0	0	0
Totals	14-12	18	18	- 36	0.0(0)	2(3)	3	1	0	0	0	0.0	0	0	1	0	0.0	0	0



PRO: The Dallas Cowboys signed Carl Lawson toward the end of training camp, adding a veteran pass rusher who has 119 tackles and 27.0 career sacks. Lawson burst onto the scene as a rookie after the Cincinnati Bengals selected him in the fourth round (116th overall) of the 2017 NFL Draft. While playing under then Bengals Defensive Coordinator Paul Guenther, Lawson led all NFL rookies with 8.5 sacks. After four total years at Cincinnati, Lawson signed a three-year contract with the N.Y. Jets as an unrestricted free agent, where injuries limited playing time in two of the three seasons he resided in New York. In every season in which Lawson has played at least eight games, he has recorded 5.0-or-more sacks, and he will add talent and experience to a young Cowboys edge group in 2024.

TRANSACTION SUMMARY:

- 8/15/24:** Signed with Dallas.
- 8/19/21:** Placed on Reserve/Injured with an Achilles' tendon injury.
- 3/17/21:** Signed a three-year contract with the N.Y. Jets through 2023.
- 11/5/18:** Placed on Reserve/Injured with a knee injury.
- 5/7/17:** Drafted in the fourth round (116th overall) by Cincinnati.

2023 (N.Y. Jets):

- After missing most of the preseason and training camp due to a back injury, played in six games and was inactive for the other 11 contests.
- Tallied five tackles in his final season with the N.Y. Jets.

2022 (N.Y. Jets):

- Started all 17 games as part of a defense that finished fourth in total defense (311.1 yards-per-game) and part of a pass rush that produced a 30.6% pressure rate, seventh in the NFL.
- Finished second on the team with 51 quarterback pressures, along with 33 tackles, 7.0 sacks, a single-season career-high nine tackles for loss, one forced fumble and a fumble recovery.
- Recorded a sack in back-to-back games at Pittsburgh (10/2) and against Miami (10/9).
- Had a career-high seven quarterback hits against Miami (10/9).
- Notched a season-high four tackles, a sack and two tackles for loss at Seattle (1/1/23).

2021 (N.Y. Jets):

- Missed the season after being placed on Reserve/Injured during training camp with an Achilles' injury.

2020 (Cincinnati):

- Appeared in all 16 games, with 11 starts, and registered a career-best 36 tackles and two forced fumbles to go with 5.5 sacks and 32 quarterback hits, the second-most in the league.
- In the season-opener against the LA Chargers (9/13), finished with four tackles and a sack.
- Recorded his only multi-sack game of the season with 2.0 sacks, eight tackles and a forced fumble at Philadelphia (9/27).
- Against Pittsburgh (12/21), tallied two tackles, a sack and tied a season-high six quarterback hits.

2019 (Cincinnati):

- Played in 12 games with two starts and registered 23 tackles, 5.0 sacks and 22 quarterback hits.
- Appeared in the first two games of the season but missed Weeks 3-4 due to a hamstring injury.
- Made his first start of the season at Baltimore (10/13) where he accumulated three tackles and a sack.
- Tallied a season-high five tackles, a sack and two quarterback hits at Cleveland (12/8).
- Had 2.0 sacks with four quarterback hits against Cleveland (12/29)

2018 (Cincinnati):

- Limited to seven games before being placed on Reserve/Injured due to a torn ACL in Week 8. In those seven games, had six tackles, a sack and eight quarterback hits.

2017 (Cincinnati):

- Played in all 16 games and led all NFL rookies with 8.5 sacks (single-season career-high) and 21 quarterback hits.
- Became the first player drafted in the fourth round-or-later to lead all rookies in sacks since 2006 (Mark Anderson, Chicago).
- In his third career game, recorded a career-high 2.5 sacks, a season-high four tackles, three quarterback hits and two tackles for loss at Green Bay (9/24).
- Made his first career start in Week 4 at Cleveland (10/1).
- Notched his second career multi-sack game with 1.5 sacks against Cleveland (11/26).

COLLEGE:

- Played in 33 career games, with 20 starts, in four years at Auburn (2013-16), totaling 67 tackles, 24 tackles for loss and 14.0 sacks. Was a two-time team captain (2015 and 2016).
- As a junior in 2016, started all 13 games and notched 30 tackles, 13 tackles for loss and 9.0 sacks en route to first-team All-SEC honors.
- In 2015 had a sack, two tackles for loss and four tackles in the season opener against Louisville, but a hip injury caused him to miss the next six games and limited him the rest of the season.
- Redshirted in 2014 after missing the season with a torn ACL.
- As a true freshman, played in all 14 games for an Auburn team that won the SEC and played in the National Championship against Florida State. Finished his freshman campaign with 20 tackles, 4.0 sacks, seven tackles for loss and two forced fumbles.


PERSONAL:

- Attended Milton High School in Alpharetta, Ga., where he was considered one of the top high school prospects in the country.
- Recorded 78 tackles as a senior, including 44 tackles for loss and 27.0 sacks.
- Played in the 2013 Under Armour All-America Game.
- Also participated in wrestling and track at Milton High School.
- Majored in communications at Auburn.

LAWSON'S NFL TOTALS

Year Team	GP-GS	DEFENSE								INTERCEPTIONS					FUMBLES REC				
		ST	AT	TT	Sks-Yds	Tkl/Ls	QB Prs	PBU	FF	No	Yds	Avg	Lg	TD	No	Yds	Avg	Lg	TD
2017 Cincinnati.....	16-1	10	6	-	16	8.5(-57)	8(-43)	21	0	0	0	0	0	0	0	0	0.0	0	0
2018 Cincinnati.....	7-0	4	2	-	6	1.0(-7)	0(0)	8	0	0	0	0	0	0	0	0	0.0	0	0
2019 Cincinnati.....	12-2	17	6	-	23	5.0(-36)	6(-40)	22	0	0	0	0	0	0	0	0	0.0	0	0
2020 Cincinnati.....	16-11	18	18	-	36	5.5(-31)	4(-19)	32	0	2	0	0	0	0	0	0	0.0	0	0
2021 N.Y. Jets.....	0-0	RESERVE/INJURED-Achilles								RESERVE/INJURED					RESERVE/INJURED				
2022 N.Y. Jets.....	17-17	18	15	-	33	7.0(-43)	9(-48)	24	0	1	0	0	0	0	1	0	0.0	0	0
2023 N.Y. Jets.....	6-0	2	3	-	5	0.0(0)	0(0)	0	0	0	0	0	0	0	0	0	0.0	0	0
Totals.....	74-31	69	50	-	119	27.0(-174)	27(-150)	107	0	3	0	0	0.0	0	0	0	0.0	0	0

AMANI ORUWARIYE (oh-rue-WARR-ee-A)
27 • Cornerback
 6-2 • 202 • 2/9/96
 Penn State • FA-24
 NFL: 5th Year • Cowboys: 1st Year
 Games/Starts: 2023-0/0; Career-53/36
 Postseason: 2023-0/0; Career-0/0



PRO: The Dallas Cowboys added cornerback Amani Oruwariye to fill out their practice squad with a veteran defender who can help at multiple positions in the secondary. Oruwariye was originally a fifth round (146th overall) draft pick by Detroit in the 2019 NFL Draft and played in 53 games with 36 starts across four seasons with the Lions, accumulating 171 tackles, nine interceptions, 24 pass breakups and four tackles for loss. He spent 2023 on the practice squad of the N.Y. Giants and Jacksonville, but did not appear in any games.

TRANSACTION SUMMARY:

- 8/27/24:** Released by Jacksonville and signed to Dallas' practice squad (8/29).
- 1/9/24:** Signed a Futures contract with Jacksonville.
- 10/10/23:** Released by New York and signed with Jacksonville's practice squad (10/16).
- 8/29/23:** Released and signed to the N.Y. Giants practice squad (8/30).
- 3/23/23:** Signed a one-year deal with the N.Y. Giants.
- 4/27/19:** Drafted in the fifth round (146th overall) by Detroit.

2023 (N.Y. Giants/Jacksonville):

- Signed with the N.Y. Giants as an unrestricted free agent but was released after training camp and signed to the Giants practice squad.
- Released by the Giants midway through the year and signed to Jacksonville's practice squad.
- Did not see any game action for either the N.Y. Giants or Jacksonville.

2022 (Detroit):

- Appeared in 14 games with five starts, tallying 43 tackles, three breakups a tackle for loss and a fumble recovery.
- Started the season opener against Philadelphia (9/11), making four tackles and a pass breakup.
- Made nine tackles and a tackle for loss at Minnesota (9/25), then had five tackles in back-to-back weeks against Seattle (10/2) and at Dallas (10/23), adding a fumble recovery against the Cowboys.

2021 (Detroit):

- Started all 14 games played and produced a career-high six interceptions - the third-most in the NFL - and finished as one-of-three players to log at least 50 tackles, 10 pass defenses and six interceptions on the season.
- Totaled 57 tackles, two tackles for loss, six picks, 11 pass breakups and a fumble recovery.
- Recorded his first interception of the year against Baltimore (9/26), then added another the next week at Chicago (10/3).
- Made a season-best nine tackles with a tackle for loss at Minnesota (10/10).
- Picked off a pass against Cincinnati (10/17).
- Finished the year with interceptions in three of his last five games - at Cleveland (11/21), against Chicago (11/25) and against Arizona (12/19) - before a thumb injury landed him on Reserve/Injured and ended his season prematurely.

2020 (Detroit):

- Started 15-of-16 games played and posted 53 tackles, seven pass breakups and one interception.
- Added pass breakups in three-consecutive games, logging two at Arizona (9/27), one against New Orleans (10/4) and two at Jacksonville (10/18).
- Made his lone interception of the season at Carolina (11/22) to go along with a season-high five tackles.

2019 (Detroit):

- Finished his rookie year starting two-of-nine games played with 18 tackles, two interceptions, and three pass defenses as part of a defense that had the third-most passes defended (42) by cornerbacks in the NFL.
- Made his NFL debut against Kansas City (9/29) but did not record any stats.
- Registered his first career interception at Washington (11/24) to go along with his first two pass breakups.
- Started his first career game against Chicago (11/28) and added six tackles and a takedown on special teams.
- Finished the year with four tackles and an interception against Green Bay (12/29).

COLLEGE:

- Played 48 games with 13 starts at Penn State, totaling 106 tackles, two tackles for loss, 30 pass breakups and eight interceptions in his career.
- Started all 13 games as a senior in 2018 and earned first-team All-Big Ten honors, finishing with 51 tackles, two tackles for loss a forced fumble, 15 pass breakups and three interceptions.
- Played in 11 games in 2017 and added 28 tackles, 12 breakups and a career-best four interceptions.
- Saw time in 11 games in 2016 and tallied 22 tackles with two passes defended and a pick-six interception.
- Played in all 13 games as a freshman in 2015, adding five tackles and a pass breakup.

Amani Oruwariye, cont.

PERSONAL:

- A three-year letterman at Gaither High School in Tampa, Fla., recorded 47 tackles, two tackles for loss, four interceptions and nine pass breakups as a senior to earn first-team all-district honors. Also blocked four kicks as a senior.
- As a junior, totaled 43 tackles, three interceptions and three blocked kicks to help Gaither win the 2012 Class 7-A District Championship.
- Earned his degree in telecommunications from Penn State.

ORUWARIYE'S NFL TOTALS


Year Team	GP-GS	DEFENSE							INTERCEPTIONS					FUMBLES REC					
		ST	AT	TT	Sks-Yds	Tkl/Ls	QB Prs	PBU	FF	No	Yds	Avg	Lg	TD	No	Yds	Avg	Lg	TD
2019 Detroit	9-2	17	1-	18	0.0(0)	0(0)	0	3	0	2	0	0.0	0	0	0	0	0.0	0	0
2020 Detroit	16-15	45	8-	53	0.0(0)	1(-6)	0	7	0	1	0	0.0	0	0	0	0	0.0	0	0
2021 Detroit	14-14	44	13-	57	0.0(0)	2(-4)	0	11	0	6	73	12.2	50	0	1	0	0.0	0	0
2022 Detroit	14-5	35	8-	43	0.0(0)	1(-1)	0	3	0	0	0	0.0	0	0	1	0	0.0	0	0
2023 N.Y. Giants					PRACTICE SQUAD				PRACTICE SQUAD					PRACTICE SQUAD					
Jacksonville					PRACTICE SQUAD				PRACTICE SQUAD					PRACTICE SQUAD					
Totals	53-36	141	30-	171	0.0(0)	4(-11)	0	24	0	9	73	8.1	50	0	2	0	0.0	0	0

ADDITIONAL STATISTICS

Special Teams Tackles – 2019 (1-0-1); 2022 (1-0-1). Totals: 2-0-2.

JORDAN PHILLIPS
98 • Defensive Tackle

6-6 • 341 • 7/21/92
Oklahoma • T(NYG)-'24
NFL: 10th Year • Cowboys: 1st Year
Games/Starts: 2023-14/9; Career-120/62
Postseason: 2023-0/0; Career-3/2



PRO: Toward the end of training camp, the Dallas Cowboys facilitated a trade with division rival New York Giants to land a veteran defensive tackle in Jordan Phillips. Phillips, a seasoned NFL vet, comes to Dallas having accumulated 120 games played with 62 starts. He has racked up 120 tackles, 24.0 sacks, one interception, 24 pass breakups, 51 quarterback pressures, 36 tackles for loss, three forced fumbles and two fumble recoveries. Phillips, a known run-stopper around the league, will add experience and depth to a relatively young group on the defensive interior.

TRANSACTION SUMMARY:

- 8/15/24:** Traded to Dallas from the N.Y. Giants for draft pick compensation.
- 4/11/24:** Signed a one-year contract with the New York Giants.
- 12/21/23:** Placed on Reserve/Injured with a wrist injury.
- 4/6/23:** Signed a one-year contract with Buffalo.
- 3/16/22:** Released by Arizona and signed with Buffalo (3/17).
- 9/2/21:** Placed on Reserve/Injured with a back injury and activated (10/16).
- 12/19/20:** Placed on Reserve/Injured with a hamstring injury.
- 11/19/20:** Placed on Reserve/Injured with a hamstring injury and activated (12/12).
- 3/18/20:** Signed a three-year contract with Arizona.
- 3/5/19:** Signed a one-year contract with Buffalo.
- 10/2/18:** Waived by Miami and claimed off waivers by Buffalo (10/3).
- 5/7/15:** Drafted in the second round (52nd overall) by Miami.

2023 (Buffalo):

- Played in 14 games with nine starts before he suffered a wrist injury in Week 15 against Dallas (12/17) and was placed on Reserve/Injured for the remainder of the season.
- Finished his campaign with 15 tackles, 2.5 sacks, two tackles for loss and a career-best five pass breakups.
- Had a season-high three tackles and a sack at the N.Y. Jets (9/11) in the season opener on Monday Night Football.
- Tallied a sack and a tackle against Dallas (12/17).

2022 (Buffalo):

- Appeared in 12 games with one start for the Bills, tallying 20 tackles and 1.5 sacks.
- Inactive for Weeks 3-4 with a hamstring injury.
- Notched 1.5 sacks as part of a career-high tying four tackles at the LA Rams (9/8).
- Had a solo tackle in the postseason game against Cincinnati (1/22/23).

2021 (Arizona):

- Started off his final season with the Cardinals on Reserve/Injured with a back injury and missed the first five games.
- Played in nine games with eight starts and contributed 22 tackles, 3.0 sacks, three tackles for loss and two pass breakups.
- Posted a career-high five tackles, including a sack, against the LA Rams (12/12).
- Placed on Reserve/Injured with a hamstring injury and missed the final two regular season games and the playoffs.

2020 (Arizona):

- Started all nine games he played, collecting 11 tackles, one tackle for loss, 2.0 sacks, two forced fumbles and a fumble recovery.
- Inactive with a hamstring injury at Buffalo (11/15) and placed on Reserve/Injured (hamstring) the next week. Played one game at the N.Y. Giants (12/13) before returning to Reserve/Injured (hamstring) on Dec. 19.
- Against Washington (9/20) strip-sacked Dwayne Haskins Jr. and added a tackle.
- Sacked Matthew Stafford for a 10-yard loss while adding two tackles against Detroit (9/27).
- Recorded two tackles, two quarterback hits, forced and recovered a fumble at Dallas (10/19) just two days after his father's funeral. Marked the first time in his career that he had a forced fumble and recovery in the same game.

Jordan Phillips, cont.

2019 (Buffalo):

- Played in all 16 games with nine starts, posting career-high totals of 31 tackles, 9.5 sacks, 16 quarterback hits and 13 tackles for loss.
- Phillips' 9.5 sacks ranked second among defensive tackles, trailing only Aaron Donald (12.5).
- Notched a career-high 3.0 sacks at Tennessee (10/16) and recorded 2.0 sacks at Pittsburgh (12/15).
- Started the Bills playoff game at Houston (1/4/20), posting one quarterback pressure.

2018 (Miami/Buffalo):

- Appeared in four games where he logged three tackles, one sack, one pass defended and three quarterback pressures for Miami before being waived (10/2) then picked up by Buffalo (10/3).
- Saw action in 12 games for the Bills where he tallied 12 tackles, three passes defended and one fumble recovery.

2017 (Miami):

- Appeared in 13 games, making 11 starts to accumulate 16 tackles, 2.0 sacks and three passes defended.
- Recorded two tackles, a sack and one pass defended against Denver (12/3).
- Notched one tackle and a sack against New England (12/11).

2016 (Miami):

- Played in all 16 games, making 11 starts, and tallied 23 tackles, a half sack, one interception, three pass breakups and one blocked PAT.
- Logged four tackles, a half sack, and forced a fumble at Seattle (9/11).
- Made one tackle, one pass defended, tallied his first career interception and returned it for 17 yards against the N.Y. Jets (11/6).
- Recorded one pass defended and blocked a PAT that was returned for a defensive two-point conversion against Arizona (12/11).

2015 (Miami):

- Appeared in 15 games as a rookie, clocking four starts, and logged 19 tackles, 2.0 sacks and four passes defended.
- Made his NFL debut at Washington (9/13), where he made one tackle and notched his first career sack.
- Tallied two tackles and two tipped passes against Dallas (11/22).
- Accumulated four tackles and tipped a pass that resulted in an interception by teammate Reshad Jones against Baltimore (12/6).

COLLEGE:

- Three-year letterman at Oklahoma, where he played in 28 games with 17 starts and totaled 57 tackles, 2.0 sacks, two passes defended, and one fumble recovery.
- As a junior in his final season in 2014, started all 13 games and earned second-team All-Big 12 honors after totaling 38 tackles, 2.0 sacks, and one fumble recovery in 13 games.
- In his sophomore season, started four games and collected seven tackles, 1.5 sacks, and one pass defended before a back injury ended his season.
- Redshirted as a true freshman in 2011.

PERSONAL:

- Earned All-American honors in football and all-state recognition in basketball and baseball at Circle High School in Towanda, Kansas.
- As a senior in 2010, earned all-state honors with 68 tackles, 8.5 sacks, one interception, and two fumble recoveries while also adding 17 receptions for 40 yards and four touchdowns, blocked two kicks, and had a 36.9-yard gross punting average.
- Picked up photography after his son, Malik, was born.
- Majored in criminology at Oklahoma.

PHILLIPS' NFL TOTALS

Year Team	GP-GS	DEFENSE									INTERCEPTIONS					FUMBLES REC					
		ST	AT	TT	Sks-Yds	Tk/Ls	QB Prs	PBU	FF	No	Yds	Avg	Lg	TD	No	Yds	Avg	Lg	TD		
2015 Miami.....	15-4	14	5	- 19	2.0(-14)	2(-14)	5	1	0	0	0	0.0	0	0	0	0	0	0.0	0	0	
2016 Miami.....	16-11	13	10	- 23	0.5(0)	5(-11)	3	5	0	1	17	17.0	17	0	0	0	0.0	0	0	0	
2017 Miami.....	13-11	10	6	- 16	2.0(-22)	4(-27)	6	3	0	0	0	0.0	0	0	0	0	0.0	0	0	0	
2018 Miami.....	4-0	3	2	- 5	1.0(-5)	1(-5)	3	5	0	0	0	0.0	0	0	0	0	0.0	0	0	0	
Buffalo.....	12-0	12	7	- 19	0.0(0)	2(-5)	0	5	0	0	0	0.0	0	0	1	0	0.0	0	0	0	
2019 Buffalo.....	16-9	25	6	- 31	9.5(-71)	13(-72)	16	1	1	0	0	0.0	0	0	0	0	0.0	0	0	0	
2020 Arizona.....	9-9	10	1	- 11	2.0(-13)	1(-10)	3	1	2	0	0	0.0	0	0	1	0	0.0	0	0	0	
2021 Arizona.....	9-8	14	8	- 22	3.0(-20)	3(-20)	4	1	0	0	0	0.0	0	0	0	0	0.0	0	0	0	
2022 Buffalo.....	12-1	9	11	- 20	1.5(-15)	3(-13)	6	1	0	0	0	0.0	0	0	0	0	0.0	0	0	0	
2023 Buffalo.....	14-9	10	5	- 15	2.5(-24)	2(-21)	5	0	0	0	0	0.0	0	0	0	0	0.0	0	0	0	
Totals.....	120-62	120	61	- 181	24.0(-183)	36(-198)	51	17	3	1	17	17.0	17	0	2	0	0.0	0	0	0	
Playoffs																					
2016 Miami.....	1-1	2	1	- 3	0.0(0)	2(-4)	0	0	0	0	0	0.0	0	0	0	0	0.0	0	0	0	
2019 Buffalo.....	1-1	0	0	- 0	0.0(0)	0(0)	1	0	0	0	0	0.0	0	0	0	0	0.0	0	0	0	
2021 Arizona.....	0-0	RESERVE/INJURED-Hamstring									RESERVE/INJURED					RESERVE/INJURED					
2022 Buffalo.....	1-0	1	0	- 1	0.0(0)	0(0)	0	0	0	0	0	0.0	0	0	0	0	0.0	0	0	0	
2023 Buffalo.....	0-0	RESERVE/INJURED-Wrist									RESERVE/INJURED					RESERVE/INJURED					
Totals.....	3-2	3	1	- 4	0.0(0)	2(-4)	1	0	0	0	0	0.0	0	0	0	0	0.0	0	0	0	



PRO: Midway through training camp in 2024, the Dallas Cowboys signed seasoned NFL veteran Nick Vigil to a one-year deal. Vigil, a former 2016 third round pick by Cincinnati, hails to Dallas from Minnesota. He boasts 253 career tackles, 5.0 sacks, three interceptions, 17 pass breakups, 10 pressures, two forced fumbles and five fumble recoveries across 97 games, clocking 53 starts. Last season with Minnesota, Vigil spent time on both the Vikings practice squad and active roster where he appeared in eight games. Vigil provides seasoned experience to a young linebacker room.

TRANSACTION SUMMARY:

- 8/7/24:** Signed with Dallas.
- 12/29/23:** Signed to Minnesota's practice squad (12/29).
- 8/31/23:** Signed to Minnesota's practice squad and waived (12/23).
- 8/6/23:** Signed a one-year deal with the N.Y. Jets and released (8/28).
- 10/8/22:** Placed on Reserve/Injured with a hamstring injury.
- 3/22/22:** Signed a one-year contract with Arizona.
- 4/6/21:** Signed a one-year contract with Minnesota.
- 3/24/20:** Signed a one-year contract with the LA Chargers.
- 12/22/17:** Placed on Reserve/Injured with a back injury.
- 5/10/16:** Drafted in the third round (87th overall) by Cincinnati.

2023 (N.Y. Jets/Minnesota):

- Signed with the N.Y. Jets midway through training camp, but was released at the roster cutdown date (8/28).
- Signed with Minnesota's practice squad and played in eight games, contributing two special teams tackles.
- Made his season debut at Green Bay (10/29) after being elevated from the practice squad and recorded his first stat of the year with an assisted tackle on special teams.

2022 (Arizona):

- Appeared in four games with two starts, posting 13 tackles, one pass breakup and one tackle for loss before going on Reserved/Injured with a hamstring injury.

2021 (Minnesota):

- Appeared in 16 games with 12 starts to accumulate 83 tackles, a sack, three quarterback pressures and one pick-six.
- Intercepted Kyler Murray for his first career touchdown at Arizona (9/19).
- Played every defensive snap and recorded 15 tackles, the second-most of his career, at Detroit (12/5).

2020 (LA Chargers):

- Appeared in 15 games, including two starts, to record 42 tackles, 2.0 sacks, one pass breakup, one forced fumble and two fumble recoveries.
- Had a career-high 2.0 sacks at Las Vegas (12/17) and again against Denver (12/27).
- Notched a season-best nine tackles in a pair of games against New England (12/6) and at Las Vegas (12/17).
- Recorded a fumble recovery at Miami (11/15) and returned it for 44 yards, his second fumble recovery of the season and fourth over the past two seasons.

2019 (Cincinnati):

- Started all 16 games, finishing with 111 tackles, a half-sack, three tackles for loss, one interception, five pass breakups, one forced fumble and two fumble recoveries.
- Kicked off a three-game stretch with 10-plus tackles, totaling 11 stops at Pittsburgh (9/30), and finished with 13 tackles each against Arizona (10/6) and at Baltimore (10/13).
- Returned an interception for 34 yards and posted four tackles and two passes defended at Cleveland (12/8).

2018 (Cincinnati):

- Played in 11 games with 10 starts at linebacker where he finished third on the team with 84 tackles while also logging three pass breakups and a fumble recovery.
- Recorded three games with 11-or-more tackles, at Indianapolis (11; 9/9), at Carolina (12; 9/23) and at Pittsburgh (17; 12/30).
- His 17 tackles at Pittsburgh were the most by a Bengal since Vontaze Burfict's 18 in 2013.

2017 (Cincinnati):

- Started 11 games and recorded 77 tackles, a sack, five passes breakups and one interception.
- Notched first career interception against Baltimore (9/10).
- Had a season-high 11 tackles at Cleveland, including a sack (10/1).
- Placed on Reserve/Injured (12/22) due to a back injury.

2016 (Cincinnati):

- Appeared in 16 games as a rookie where he logged 14 tackles on defense and seven on special teams.
- Finished third on the team in special teams snaps with 306.
- Tallied his first two tackles on defense against Buffalo (11/20).
- Clocking a season-high 37 defensive snaps and six tackles against Baltimore (1/1/17).

COLLEGE:

- Started 30 of his 40 career games at Utah State where he totaled 324 tackles and 15.5 sacks.
- Used as a situational running back in his final two seasons where he accumulated 169 yards on 47 carries (3.6) and four touchdowns.
- Helped the Aggies to the Mountain West Conference title in 2013 while also taking victories in the Poinsettia Bowl (2013) and New Mexico Bowl (2014).
- Earned First-Team All-MWC honors his sophomore and junior seasons .

PERSONAL:

- Earned three letters in football at Fremont High School in Plain City, Utah, and was a standout at running back and strong safety during his varsity tenure.

VIGIL'S NFL TOTALS

Year Team	GP-GS	DEFENSE									INTERCEPTIONS					FUMBLES REC				
		ST	AT	TT	Sks- Yds	Tkl/ Ls	QB Prs	PBU	FF	No	Yds	Avg	Lg	TD	No	Yds	Avg	Lg	TD	
2016 Cincinnati.....	16-0	11	3	-	14	0.0(0)	0(0)	0	1	0	0	0	0	0	0	0	0	0	0	
2017 Cincinnati.....	11-11	43	34	-	77	1.0(-7)	3(-12)	2	5	0	1	0	0.0	0	0	0	0	0	0	
2018 Cincinnati.....	11-10	62	22	-	84	0.0(0)	5(-6)	1	3	0	0	0	0.0	0	0	1	0	0.0	0	
2019 Cincinnati.....	16-16	60	51	-	111	1.0(0)	2(-6)	4	5	1	1	34	34.0	34	0	2	13	13.0	13	
2020 LA Chargers.....	15-2	26	16	-	42	2.0(-3)	2(-7)	0	1	1	0	0	0.0	0	0	2	0	0.0	0	
2021 Minnesota.....	16-12	44	39	-	83	1.0(-12)	3(-7)	3	1	0	1	38	38.0	38t	1	0	0	0.0	0	
2022 Arizona.....	4-2	7	6	-	13	0.0(0)	1(-6)	0	1	0	0	0	0.0	0	0	0	0	0.0	0	
2023 Minnesota.....	8-0	0	0	-	0	0.0(0)	0(0)	0	0	0	0	0	0.0	0	0	0	0	0.0	0	
Totals.....	97-53	253	171	-	424	5.0(-22)	16(-56)	10	17	2	3	72	24.0	38t	1	5	13	2.6	13	0