



# NEWS RELEASE

ONE COWBOYS WAY ★ FRISCO, TEXAS 75034 ★ P:972.497.4959 ★ WWW.DALLASCOWBOYS.COM

**REGULAR SEASON GAME #5 - SUNDAY, OCTOBER 8, 2023**  
**DALLAS COWBOYS AT SAN FRANCISCO 49ERS**  
**LEVI'S STADIUM - SANTA CLARA, CALIF. - 7:20 P.M. (CDT)**



**NBC SPORTS/NBC 5 DFW**  
PxP: Mike Tirico  
Analyst: Cris Collinsworth  
Sideline: Melissa Stark



**KRLD-FM 105.3 THE FAN**  
PxP: Brad Sham  
Analyst: Babe Laufenberg  
Sideline: Kristi Scales



**KMVK-FM 107.5**  
PxP: Victor Villalba  
Analyst: Luis Perez



**COMPASS MEDIA**  
PxP: Troy Clardy  
Analyst: Danny White



**Westwood One**  
**WESTWOOD ONE RADIO**  
PxP: Ryan Radtke  
Analyst: Ryan Harris

## ★ COWBOYS PR ON TWITTER ★

The official Twitter account of the Dallas Cowboys Public Relations team (@DallasCowboysPR) will provide pertinent stats, information, transactions, game updates and more throughout the week and on gameday. Follow us for the most up-to-date info related to the Cowboys organization.

**QUICK FACTS:**  
DALLAS COWBOYS (3-1)  
AT  
SAN FRANCISCO 49ERS (4-0)

**Regular Season Series Record:**  
San Francisco leads the series 15-14-1

**Last Regular Season Meeting:**  
@ Dallas 41, San Francisco 33, Dec. 20, 2020

**Last Regular Season Meeting in San Francisco:**  
Dallas 40, San Francisco 10, Oct. 22, 2017

**Last Cowboys Win:**  
@ Dallas 41, San Francisco 33, Dec. 20, 2020

**Series Streak:**  
Dallas has won the last three regular season matchups.

## ★ THIS WEEK'S SCHEDULE ★

**Wednesday, Oct. 4**  
11:00 a.m. Coach McCarthy press conference  
12:00 p.m. First portion of practice open to media  
1:15 p.m. Player availability

**Thursday, Oct. 5**  
10:45 a.m. Coach McCarthy press conference  
11:30 a.m. First portion of practice open to media  
1:30 p.m. Player availability

**Friday, Oct. 6**  
12:30 p.m. Coach McCarthy conference call  
1:30 p.m. Player conference call

**Saturday, Oct. 7**  
Team travel to San Francisco

**Sunday, Oct. 8**  
7:20 p.m. Kickoff at San Francisco 49ers

## PUBLIC RELATIONS CONTACTS

Tad Carper.....972-497-4953.....tcarper@dallascowboys.net  
 Scott Agulnek.....972-497-4956..... sagulnek@dallascowboys.net  
 Joe Trahan.....972-497-4552.....jtrahan@dallascowboys.net  
 Dave Abbruzese .....972-497-4355.. dabbruzese@dallascowboys.net  
 Bronte Hermesmeier . 972-497-4252.. bhermesmeier@dallascowboys.net  
 Sara Littlejohn.....972-497-4803.....slittlejohn@dallascowboys.net  
 Emily Robbins.....972-497-4359.....erobbins@dallascowboys.net  
 Whitney Faulkner....972-497-4955..... wfaulkner@dallascowboys.net  
 Allie Christmann .....972-497-4259.. achristmann@dallascowboys.net

## ★ BY THE NUMBERS ★

**10** The Cowboys defense sits atop the league in points allowed-per-game (10.3), and it's just the third time in franchise history that Dallas has allowed 10 points-or-less in three of its first four games, joining the 1970 and 1975 Cowboys teams.

**51.6** Dallas has been exceptional on third down to start the season. The Cowboys have converted 32-of-62 third downs in 2023, a 51.6% third down conversion rate that leads the NFL.

**55.2** The Cowboys secondary has allowed a 55.2 passer rating against opposing quarterbacks, the second-lowest passer rating in the NFL in 2023.

**+83** Dallas' +83 point differential in 2023 leads the NFL and is its highest point differential through the first four games of a season since 1968 (116).

## ★ DALLAS COWBOYS OMG ★

The Dallas Cowboys website can be found at [www.NFLOMG.com](http://www.NFLOMG.com). Please follow the link and click on the Cowboys logo to access the team's page.

The Cowboys site contains the complete 2023 Media Guide, all weekly game notes and packets, player bios and rosters, Cowboys staff information and bios, weekly flip cards, a game tracker, all team and individual records and statistics, historical information, daily press releases and much more.

**username:** cowboysguest  
**password:** cowboys2023

## ★ TABLE OF CONTENTS ★

Radio and TV broadcast info .....	1
Dallas Cowboys media schedule .....	1
Dallas Cowboys OMG info.....	1
Cowboys PR contact info.....	1
Dallas Cowboys 2023 schedule.....	2
DallasCowboys.com .....	2
Cowboys Round Up.....	3
What to watch for .....	4
Mike McCarthy Facts and Figures .....	5
2023 Coaching Staff .....	5
Mike McCarthy coaching record .....	6
Head coach bios .....	6
Player highlights.....	7
Series history .....	7
AT&T Stadium stats and figures .....	8
A Championship Tradition .....	9
Pro Bowl Numbers.....	9
Individual Notes .....	10-24
Dak Prescott.....	10-13
CeeDee Lamb .....	14-15
Tony Pollard.....	16
Brandin Cooks .....	17
Offensive Notes .....	18
Secondary Notes.....	19
Micah Parsons.....	20-21
Parsons/Pass Rush Notes .....	21
Defensive Notes .....	22-23
Special Teams Notes.....	24
Unofficial Depth Chart.....	26
Pronunciation Guide .....	27
Alphabetical Roster.....	27
Numerical Roster.....	28
Positional Roster.....	29
How The Cowboys Were Built .....	30
Contract Status .....	31
Contract Analysis .....	32
When The Cowboys Were Built.....	33
Transactions by Date .....	33
Transactions by Player .....	34
Team and Individual Stats.....	35-44
2023 Regular Season Stats.....	36
2023 Defensive Stats.....	37
Misc. Stats .....	38-44
Non-Media Guide Bios.....	45-48
Updated Player Bios .....	49-59

## ★ 2023 TEAM CAPTAINS ★

The Dallas Cowboys select three team captains weekly throughout the season, as chosen by the team prior to that week's game. Below are the captains from each week of the 2023 season:

### 2023 Dallas Cowboys Captains

<b>Week 1 - at N.Y. Giants</b> Offense ..... Tony Pollard Defense ..... DeMarcus Lawrence Special Teams ... C.J. Goodwin	<b>Week 2 - vs. N.Y. Jets</b> Offense..... CeeDee Lamb Defense..... Osa Odighizuwa Special Teams.. Juanyeh Thomas
<b>Week 3 - at Arizona</b> Offense ..... Tyron Smith Defense ..... Leighton Vander Esch Special Teams ... Peyton Hendershot	<b>Week 4 - vs. New England</b> Offense..... Brandin Cooks Defense..... Malik Hooker Special Teams.. Markquese Bell

### 2023 DALLAS COWBOYS SCHEDULE

DATE	REGULAR SEASON (TV)	KICKOFF (CT)
Sun., Sept. 10	@ N.Y. Giants (NBC)	W, 40-0
<b>Sun., Sept. 17</b>	<b>N.Y. JETS (CBS)</b>	<b>W, 30-10</b>
Sun., Sept. 24	@ Arizona (FOX)	L, 16-28
<b>Sun., Oct. 1</b>	<b>NEW ENGLAND (FOX)</b>	<b>W, 38-3</b>
Sun., Oct. 8	@ San Francisco (NBC)	7:20 p.m.
Mon., Oct. 16	@ LA Chargers (ESPN/ABC)	7:15 p.m.
Sun., Oct. 22	BYE	
<b>Sun., Oct. 29</b>	<b>LA RAMS (FOX)</b>	<b>Noon</b>
Sun., Nov. 5	@ Philadelphia (FOX)	3:25 p.m.
<b>Sun., Nov. 12</b>	<b>N.Y. GIANTS (FOX)</b>	<b>3:25 p.m.</b>
Sun., Nov. 19	@ Carolina (FOX)	Noon
<b>Thurs., Nov. 23</b>	<b>WASHINGTON (CBS)</b>	<b>3:30 p.m.</b>
<b>Thurs., Nov. 30</b>	<b>SEATTLE (Prime Video)</b>	<b>7:20 p.m.</b>
<b>Sun., Dec. 10</b>	<b>PHILADELPHIA (FOX)</b>	<b>7:20 p.m.</b>
Sun., Dec. 17	@ Buffalo (FOX)	3:25 p.m.
Sun., Dec. 24	@ Miami (FOX)	3:25 p.m.
<b>Sat., Dec. 30</b>	<b>DETROIT (ESPN/ABC)</b>	<b>7:15 p.m.</b>
Sat/Sun., Jan. 6/7	@ Washington (TBD)	TBD

Home Games in **BOLD**

## ★ DALLASCOWBOYS.COM ★



The Dallas Cowboys official website offers the best collection of timely articles, press conferences and videos, combined with the best spot to purchase tickets and order merchandise from the Cowboys Pro Shop. From the latest news to the latest apparel, there is no better place to visit than DallasCowboys.com.

To view the latest press conferences featuring coaches, player interviews from daily locker room sessions, radio interviews with Cowboys front office executives and Dallas Cowboys game highlights, visit <https://www.dallascowboys.com/all-media/>



@dallascowboys



/dallascowboys



@dallascowboys



@dallascowboys



@dallascowboys



# Round Up

A look at this week's top storylines

SUNDAY NIGHT FOOTBALL



at

Dallas Cowboys (3-1) at San Francisco 49ers (4-0) • Sunday, Oct. 8, 2023, 7:20 p.m. CDT

## Team Spotlight:

# DARON BLAND



- ★ DaRon Bland is one-of-three players with three interceptions in 2023. Bland returned two of his interceptions for touchdowns, becoming the third corner in Cowboys history with multiple pick-sixes in the same season, joining Trevon Diggs (two) in 2021 and Larry Brown (two) in 1995.
- ★ Along with being tied for the league-lead with three interceptions in 2023, Bland has more interceptions (eight) than any other NFL player since the start of 2022.
- ★ Opposing quarterbacks have targeted Bland 18 times in 2023. When targeted, Bland has allowed a 34.5 passer rating, the third-lowest passer rating allowed among NFL cornerbacks who have played at least 75 coverage snaps:

Passer Rating Against (min. 75 coverage snaps) - 2023

Rank	Player, Team	Tgt	INT	PsRtingAg
1	Kendall Fuller, Was	4	1	26.5
2	Ahkello Witherspoon, LAR	16	1	33.3
3	<b>DaRon Bland, Dal</b>	<b>18</b>	<b>3</b>	<b>34.5</b>
4	Steven Nelson, Hou	12	2	39.2
5	Paulson Adebayo, NO	9	1	43.5

## THE QUINN ERA

Dallas has allowed 10 points-or-fewer in three of its four contests in 2023, marking the third time in franchise history – first time since 1975 – that the Dallas defense has allowed 10 points-or-less in three of its first four games.

Dallas is allowing 148.0 net passing yards-per-game in 2023, good for second in the NFL, and the lowest mark by a Cowboys team through four games since 1997 (146.8).

★ WHAT TO WATCH FOR IN WEEK 5 ★

11

**MICAH PARSONS**

- \* Parsons has 10 career games with 2.0-or-more sacks, the most in Cowboys history through 37 career games. With 2.0 sacks at San Francisco, Parsons would tie Aldon Smith (11) for the second-most 2.0-sack games by a NFL player through 38 career contests since 1982, trailing only Reggie White (14).

17

**BRANDON AUBREY**

- \* Brandon Aubrey has attempted and made all 13 of his field goal attempts in 2023. He is the eighth kicker in league history to start his career 13-for-13 or better
- \* Aubrey has racked up plenty of kicking points through three games. Aubrey's 48 kicking points are tied for the league lead in 2023 and are tied for the second-most kicking points through a player's first four career games in NFL history. Aubrey needs 17 points on Sunday to tie Harrison Butker (65) for the most kicking points in an NFL player's first five career games.

20

**TONY POLLARD**

- \* Pollard has seven career 100-yard games. With 100 rushing yards at San Francisco, Pollard would tie Julius Jones and Marion Barber for the eighth-most 100-yard rushing games through a Cowboys player's first five seasons.

26

**DARON BLAND**

- \* DaRon Bland is tied for the league lead with three interceptions in 2023, and he leads all NFL players in interceptions (eight) since he entered the NFL in 2022. With an interception at San Francisco, Bland would tie Mel Renfro (nine) for the third-most interceptions in a Cowboys player's first two seasons.
- \* With one more multi-interception game, Bland would become the second player in franchise history - Everson Walls - with three multi-interception games in his first two seasons.

87

**JAKE FERGUSON**

- \* Jake Ferguson has 36 career receptions in his first 20 career games, the second-most receptions by a Cowboys tight end in the first 20 games of a career, trailing only Jason Witten (65).
- \* Ferguson, who has 321 career receiving yards, needs two receiving yards on Sunday to pass Martellus Bennett (323) for the third-most receiving yards by a Cowboys tight end in the first 21 games of a career.
- \* Ferguson (three career receiving touchdowns) needs one touchdown catch to tie Blake Jarwin and Martellus Bennett (four) for the second-most receiving touchdowns by a Cowboys tight end in the first 21 games of a career.

88

**CEEDEE LAMB**

- \* CeeDee Lamb has four career games with 10-plus catches, the most by any Cowboys receiver in his first four seasons. With one more 10-catch performance, Lamb would tie Amari Cooper for the third-most games (five) with 10-or-more catches by a Cowboys receiver.
- \* Lamb has 21 career touchdown receptions, and he needs three touchdown catches to tie Tony Hill (24) for the third-most touchdown receptions in a Cowboys player's first four seasons

97

**OSA ODIGHIZUWA**

- \* Osa Odighizuwa has 3.0 sacks in 2023, and he needs 1.0 sack at San Francisco to tie Chad Hennings (1999) for the most sacks by a Cowboys defensive tackle through the first five games of a season since 1982.

**DALLAS COWBOYS**



- \* If Dallas holds San Francisco to 10 points-or-less on Sunday, it would mark the first time in franchise history that the Cowboys held four of their first five opponents to 10 points-or-less. Dallas would be the first NFL team to do so since New England in 2019.
- \* With a defensive touchdown on Sunday, the Cowboys would be the first NFL team to have four defensive touchdowns in the first five games since the Chicago Bears (five) in 2012.
- \* With a win on Sunday, Head Coach Mike McCarthy will pass Bud Grant (158 wins) for sole possession of 19th on the all-time wins list among NFL head coaches.
- \* When limiting opposing offenses on first and second down, the Cowboys defense has given opponents fits on third and long (more than six yards). Dallas is the only team in the league to allow just one first down on third and long in 2023 (one-of-20, 5.0% opponent third and long conversion rate).

# MIKE McCARTHY

## Head Coach

Baker University  
Head Coach: 17th Year • NFL: 30th Year • Cowboys: 4th Year

DALLAS COWBOYS



### ★ WINNING HEAD COACH ★

The Dallas Cowboys named Mike McCarthy the ninth head coach in franchise history on Jan. 5, 2020. Along with 13 years of head coaching experience and 13 additional years as an assistant coach in the NFL, McCarthy came to Dallas with a 125-77-2 regular season coaching record - all with the Green Bay Packers (2006-18).

After a 33-21 record in his fourth season with Dallas, he owns the fifth-most wins (tied 20th all-time) and sixth-highest winning percentage (.616) among qualifying active NFL coaches. His teams have qualified for the postseason 11 times, won six NFC North Division titles and one NFC East title, made four NFC Championship Game appearances and took home a Super Bowl XLV championship.

#### Most Regular Season Wins by Active Head Coach

Coach	Years	Won	Loss	Tied	Pct
Bill Belichick.....	1991-2023	299	155	0	.659
Andy Reid.....	1999-2023	250	139	1	.642
Mike Tomlin.....	2007-2023	165	95	2	.634
Pete Carroll.....	1994-2023	164	113	1	.592
<b>Mike McCarthy.....</b>	<b>2006-2023</b>	<b>158</b>	<b>98</b>	<b>2</b>	<b>.616</b>
John Harbaugh.....	2008-2023	150	96	0	.610
Ron Rivera.....	2011-2023	100	92	2	.521

### ★ TOP OF THE LINE ★

Through four weeks in 2023, Mike McCarthy has the Cowboys ranked at the top of the league in several key categories:

<b>T-1<sup>st</sup></b>	<b>Giveaways (1)</b>
<b>1<sup>st</sup></b>	<b>Scoring Defense (10.3)</b>
<b>4<sup>th</sup></b>	<b>Points-Per-Game (31.4)</b>

**+9** Turnover Differential - 1st in the NFL

### ★ 2023 ASSISTANT COACHES ★

#### (S) Sideline; (B) Booth OFFENSE

Brian Schottenheimer (S).....	Offensive Coordinator
Jeff Blasko.....	Run Game Coord./Running Backs
Ramon Chinyong Sr. (B).....	Quality Control/Asst. Offensive Line
Ryan Feder (B).....	Offensive Asst./Game Management
Will Harriger (B).....	Quality Control/Offensive Asst.
Evan Harrington (S).....	Offensive Assistant
Chase Haslett (B).....	Assistant Tight Ends
Robert Prince (S).....	Wide Receivers
Mike Solari (S).....	Offensive Line
Scott Tolzien (B).....	Quarterbacks
Lunda Wells (S).....	Tight Ends

#### DEFENSE

Dan Quinn (B).....	Defensive Coordinator
Aden Durde (S).....	Defensive Line
Sharrif Floyd (S).....	Quality Control/Asst. Defensive Line
Al Harris (S).....	Defensive Backs
Cannon Matthews (S).....	Asst. Defensive Backs
Scott McCurley (S).....	Linebackers
Pete Ohnegian (B).....	Quality Control/Defensive Asst.
Eric Simonelli (B).....	Quality Control/Analytics
Darian Thompson (B).....	Quality Control/Asst. Linebackers
Joe Whitt Jr. (B).....	Secondary/Defensive Pass Game Coord.

#### SPECIAL TEAMS

John Fassel (S).....	Special Teams Coordinator
Rayna Stewart (B).....	Asst. Special Teams

#### STRENGTH AND CONDITIONING

Harold Nash Jr. (S).....	Strength and Conditioning Coordinator
Cedric Smith (S).....	Asst. Strength and Conditioning
Kendall Smith (S).....	Asst. Strength and Conditioning

### ★ McCARTHY'S RECORD WHEN... ★

Below is a look at Mike McCarthy's head coaching record under several different circumstances:

Regular season.....	158-98-2
Postseason.....	11-10
Overall.....	169-108-2

	Regular	Post
September.....	36-20-1	
October.....	42-19	
November.....	29-36-1	
December.....	46-19	
January.....	5-4	10-10
February.....		1-0
Playing at home.....	92-35-2	5-4
Playing on the road.....	65-63	6-6
Playing at AT&T Stadium.....	20-8	2-1
Playing in prime time.....	38-34	4-1
Thursday.....	13-8	
Saturday.....	3-1	3-2
Sunday.....	132-78-2	7-8
Monday.....	10-10	1-0
Tuesday.....	0-1	
Playing against the NFC East.....	28-16	5-2
Playing against the rest of the NFC.....	110-66-2	5-8
Playing against the AFC.....	39-28	1-0
Playing on grass surface.....	103-58-2	8-7
Playing on artificial surface.....	55-41	3-3
Post Bye.....	11-5	
Post Bye Home.....	4-1	
Post Bye Road.....	7-4	
When scoring 30-plus points.....	89-10	7-2
When team scores first.....	110-37-2	5-2
When team leads at halftime.....	123-22-1	10-2

# ★ McCARTHY'S HEAD COACHING RECORD AND COACHING EXPERIENCE ★

Year	Team	Regular Season				Result	Postseason				McCarthy vs. NFL (Reg. Season)				
		W	L	T	Pct.		W	L	Pct.	Result	Team	W	L	T	PCT.
2006	Green Bay	8	8	0	.500	2nd NFC North					Arizona	3	5	0	0.375
2007	Green Bay	13	3	0	.813	1st NFC North	1	1	.500	NFC Championship Game	Atlanta	5	4	0	0.556
2008	Green Bay	6	10	0	.375	3rd NFC North					Baltimore	2	2	0	0.500
2009	Green Bay	11	5	0	.688	2nd NFC North	0	1	.000	Wild Card Game	Buffalo	2	2	0	0.500
2010	Green Bay	10	6	0	.625	2nd NFC North	4	0	1.000	Super Bowl XLV	Carolina	4	3	0	0.571
2011	Green Bay	15	1	0	.938	1st NFC North	0	1	.000	Divisional Game	Chicago	19	7	0	0.731
2012	Green Bay	11	5	0	.688	1st NFC North	1	1	.500	Divisional Game	Cincinnati	3	2	0	0.600
2013	Green Bay	8	7	1	.531	1st NFC North	0	1	.000	Wild Card Game	Cleveland	3	1	0	0.750
2014	Green Bay	12	4	0	.750	1st NFC North	1	1	.500	NFC Championship Game	Dallas	5	3	0	0.625
2015	Green Bay	10	6	0	.625	2nd NFC North	1	1	.500	Divisional Game	Denver	2	2	0	0.500
2016	Green Bay	10	6	0	.625	1st NFC North	2	1	.667	NFC Championship Game	Detroit	19	7	0	0.731
2017	Green Bay	7	9	0	.438	3rd NFC North					Green Bay	0	1	0	0.000
2018	Green Bay	4	7	1	.375						Houston	3	1	0	0.750
2020	Dallas	6	10	0	.375	3rd NFC East					Indianapolis	2	2	0	0.500
2021	Dallas	12	5	0	.714	1st NFC East	0	1	.000	Wild Card Game	Jacksonville	2	2	0	0.500
2022	Dallas	12	5	0	.714	2nd NFC East	1	1	.500	Divisional Game	Kansas City	2	2	0	0.500
2023	Dallas	3	1	0	.667						LA Chargers	4	0	0	1.000
<b>Totals</b>		<b>158</b>	<b>98</b>	<b>2</b>	<b>.616</b>		<b>11</b>	<b>10</b>	<b>.524</b>		LA Rams	6	3	0	0.667
											Las Vegas	3	1	0	0.750
											Miami	3	1	0	0.750
											Minnesota	18	9	2	0.667
											New England	3	3	0	0.500
											New Orleans	3	4	0	0.429
											N.Y. Giants	10	3	0	0.769
											N.Y. Jets	3	1	0	0.750
											Philadelphia	8	4	0	0.667
											Pittsburgh	0	4	0	0.000
											San Francisco	6	2	0	0.750
											Seattle	5	5	0	0.500
											Tampa Bay	3	4	0	0.429
											Tennessee	2	2	0	0.500
											Washington	5	6	0	0.455
											<b>Totals</b>	<b>158</b>	<b>98</b>	<b>2</b>	<b>0.616</b>

Year	Position, Team
1987-88	Graduate Assistant, Fort Hays State
1989-91	Graduate Assistant, Pittsburgh
1992	Wide Receivers, Pittsburgh
1993-94	Offensive Quality Control, Kansas City Chiefs
1995-98	Quarterbacks, Kansas City Chiefs
1999	Quarterbacks, Green Bay Packers
2000-04	Offensive Coordinator, New Orleans Saints
2005	Offensive Coordinator, San Francisco 49ers
2006-18	Head Coach, Green Bay Packers
2020-23	Head Coach, Dallas Cowboys

## ★ HEAD COACHES ★

### MIKE MCCARTHY (158-98-2, 17th Year, 33-21 with Dallas)

The Dallas Cowboys named Mike McCarthy the ninth head coach in franchise history on Jan. 8, 2020, and he has led the franchise to back-to-back playoff appearances for the first time since 2006-07. He has also won 12 games in each of the last two seasons, the first time Dallas posted consecutive seasons with 12-plus wins since 1994-95.

McCarthy is in his 17th year as a head coach - 13 with Green Bay and four with Dallas - along with 13 years as an assistant coach in the NFL, including six as an offensive coordinator.

As a head coach, McCarthy has racked up a 158-98-2 regular season coaching record, and he owns the fifth-most wins (20th all-time) among active NFL coaches. His teams have qualified for the postseason 11 times, won six NFC North Division titles, one NFC East title, made four NFC Championship Game appearances and took home a Super Bowl XLV championship held at AT&T Stadium in Arlington, Texas, following the 2010 NFL season.

In 2022 McCarthy led the charges of a team that finished 12-5 for the second straight season to mark the first time in his career and the first time for Dallas since 1994-95 to record consecutive 12-plus win seasons. En route to the team's second straight playoff berth (first time since 2006-07), the Dallas offense finished third in the league in points (467, fourth in points-per-game) while the defense led the league in takeaways for the second consecutive season.

During his time in Green Bay, McCarthy was known as a prolific offensive mind and the primary play-caller for the Packers. McCarthy's offense finished fourth in the NFL in total offense and third in points-per-game through his 14-year stint with the club.

McCarthy is only the fourth head coach in NFL history to lead a single franchise to eight-or-more consecutive playoff appearances, joining Tom Landry, Chuck Noll and Bill Belichick. Those eight appearances from 2009-16 were more than the rest of the NFC North Division combined over that span (Minnesota, three; Detroit, three; Chicago, one).

McCarthy's nine playoff appearances overall are the most by a Packers coach since the NFL postseason began in 1933, and he guided the Packers to a franchise-record fourth consecutive division title in 2014. With the victory over Dallas in the 2016 playoffs, McCarthy surpassed Vince Lombardi and Mike Holmgren for the most playoff victories in team history (10).

### KYLE SHANAHAN (56-46, 7th Year)

The San Francisco 49ers named Kyle Shanahan the 20th head coach in franchise history on Feb. 6, 2017. In six years, Shanahan turned a struggling 49ers team into consistent playoff contenders, guiding the club to its second consecutive NFC Championship game appearance in 2022.

Shanahan's 49ers finished the 2022 season with a 13-4 record and a NFC West title, including a 10-game win streak to cap off the regular season. San Francisco earned its second consecutive berth in the NFC Championship game following a pair of home playoff victories. The 49ers finished the season ranked fifth in the league in yards per game (365.6) and averaged 5.9 yards per play, the fourth-highest mark in the NFL.

In the two years prior to Shanahan's arrival, San Francisco went a combined 7-25. Shanahan started the rebuild from scratch, and after enduring two losing seasons in 2017-18, the 43-year-old head coach broke through in his third year.

In 2019 Shanahan led the 49ers to a 13-3 regular season record, the NFC West Division title and an appearance in Super Bowl LIV. San Francisco's nine-win improvement from 2018-19 was the largest win improvement from one season to the next in franchise history. Shanahan was named Coach of the Year by Sporting News in 2019.

Shanahan's offensive presence was immediately felt upon his arrival in the Bay Area. In his first season at the helm in 2017, the 49ers averaged 349.2 yards-per-game, the highest output by San Francisco since 2012.

Prior to arriving in San Francisco, Shanahan had 13 seasons of NFL coaching experience. Nine of the seasons included offensive coordinator stints at Atlanta (2015-16), Cleveland (2014), Washington (2010-13) and Houston (2008-09).

Following the 2016 season, Shanahan was named *Associated Press* Assistant Coach of the Year after helping the Falcons to a Super Bowl LI appearance. In nine seasons as a coordinator, six of Shanahan's offenses ranked in the top-10 in yards gained.

Shanahan was just 26 years old when he was named the wide receivers coach of the Houston Texans. Shanahan was promoted to the Texans offensive coordinator just two years later at 28 years old, the youngest coordinator in the NFL.

## ★ PLAYER HIGHLIGHTS VS. SF ★

### CeeDee Lamb - WR

Caught 16 passes for 223 yards (13.9 avg.) in three games against the 49ers.

### DeMarcus Lawrence - DE

Recorded 3.0 sacks and 18 tackles in four games against San Francisco. Also has three quarterback pressures, four tackles for loss, two forced fumbles and a fumble recovery.

### Tony Pollard - RB

In three career games against the 49ers, rushed for 105 yards on 22 carries (4.8 avg.). Also tallied two touchdowns.

### Dak Prescott - QB

In four games against the 49ers, completed 85-of-137 (62.0%) of his passes for 939 yards and seven touchdowns. Threw two touchdowns and racked up 245 passing yards in the Week 4 matchup of his rookie season.

### Leighton Vander Esch - LB

Notched 27 tackles, including an 11-tackle performance in the 2022 divisional game against the 49ers.

## ★ 2023 STAT COMPARISON ★

	(league ranking)	
	<b>Cowboys</b>	<b>49ers</b>
Record	3-1	4-0
Scoring Avg. (NFL rank)	31.0 (4)	31.3 (3)
Opp. Scoring Avg. (NFL rank)	10.3 (1)	14.5 (3t)
Total Off. (NFL rank)	360.0 (11)	398.0 (2)
Rushing Off. (NFL rank)	141.3 (7)	153.0 (3)
Passing Off. (NFL rank)	218.8 (14)	245.0 (9)
Total Def. (NFL rank)	259.8 (2)	284.3 (5)
Rushing Def. (NFL rank)	111.8 (16)	66.0 (3)
Passing Def. (NFL rank)	148.0 (2)	218.3 (17)
Kickoff Return Avg.	0.0 (N/A)	18.0 (27)
Punt Return Avg.	6.0 (26t)	11.1 (11)
Turnover Margin	+9 (1)	+4 (6t)
Penalties	29	27
Penalty Yards	212	234

## ★ DATING GAME ★

This week's game against the San Francisco is being played on October 8. In the 64 years of Cowboys football, there have been 10 Oct. 8 games. The Cowboys hold a 6-4 record when playing on Oct. 1:

Date	Opp/ Loc.	Dal W/L	Score	Date	Opp/ Loc.	Dal W/L	Score
10/8/61	@Min	W	28-0	10/8/89	@GB	L	13-31
10/8/67	@Was	W	17-14	10/8/95	GB	W	34-24
10/8/72	Pit	W	17-13	10/8/06	@Phi	L	24-38
10/8/73	@Was	L	7-14	10/8/07	@Buf	W	25-24
10/8/78	NYG	W	24-3	10/8/15	GB	L	31-35

## ★ PRIMETIME COWBOYS ★

The Dallas Cowboys appear in five primetime games in 2023. Sunday night in San Francisco will mark the Cowboys NFL-high 78th appearance on SNF, well ahead of the second place Pittsburgh Steelers who have appeared in 58 NBC SNF games.

Forty of the Cowboys prior 56 NBC SNF appearances have averaged at least 20 million viewers - also an NFL-high - and the Cowboys own a 30-26 record in those 56 games.

Overall, Dallas has a 101-82 record in primetime games. The Cowboys are 1-0 in primetime bouts in 2023.

### Cowboys All-Time Record in Primetime Games

Day	W	L
Sunday .....	39	38
Monday .....	49	35
Tuesday .....	0	1
Wednesday .....	1	0
Thursday .....	7	3
Saturday .....	5	5
<b>Total .....</b>	<b>101</b>	<b>82</b>

## ★ WILD, WILD WEST ★

Overall, the Cowboys hold a 105-82-2 record against teams from the NFC West, including the postseason. Below is a look at Dallas' all-time record against the West:

### Dallas vs. NFC West

Team	W	L	T	Win%	Current Streak
Arizona.....	56	35	1	.614	L3
Seattle.....	11	10	0	.524	L1
LA Rams .....	19	18	0	.514	W1
<b>San Francisco .....</b>	<b>19</b>	<b>19</b>	<b>1</b>	<b>.500</b>	<b>L2</b>
<b>Div. Totals .....</b>	<b>105</b>	<b>82</b>	<b>2</b>	<b>.561</b>	<b>L2</b>

## ★ SERIES HISTORY ★

Dallas and San Francisco share a historical rivalry dating back to 1960. The two squads have squared off 39 times, with Dallas holding a narrow 19-19-1 advantage. The Cowboys have won six of the last 10 matchups. Below is a brief look into the outcome of each game in the series.

Date	Loc.	Dal W/L	Score	Date	Loc.	Dal W/L	Score
11/10/63	SF	L	24-31	10/17/93	Dal	W	26-17
11/7/65	Dal	W	39-31	1/23/94	Dal**	W	38-21
12/16/67	SF	L	16-24	11/13/94	SF	L	14-21
11/27/69	Dal	T	24-24	1/15/95	SF**	L	28-38
1/3/71	SF**	W	17-10	11/12/95	Dal	L	20-38
1/2/72	Dal**	W	14-3	11/10/96	SF	W(OT)	20-17
11/23/72	Dal	L	10-31	11/2/97	SF	L	10-17
12/23/72	SF*	W	30-28	9/24/00	Dal	L	24-41
11/10/74	Dal	W	20-14	12/30/01	Dal	W	27-21
12/12/77	SF	W	42-35	12/8/02	Dal	L	27-31
9/9/79	SF	W	21-13	9/25/05	SF	W	34-31
10/12/80	Dal	W	59-14	11/23/08	Dal	W	35-22
10/11/81	SF	L	14-45	9/18/11	SF	W(OT)	27-24
1/10/82	SF**	L	27-28	9/7/14	Dal	L	17-28
12/19/83	SF	L	17-42	10/2/16	SF	W	27-17
12/22/85	SF	L	16-31	10/22/17	SF	W	40-10
10/15/89	Dal	L	14-31	12/20/20	Dal	W	41-33
11/11/90	Dal	L	6-24	1/16/22	Dal^	L	17-23
1/17/93	SF**	W	30-20	1/22/23	@SF*	L	12-19

\*\*NFC Championship \*NFC Divisional Round  
^Wild Card Round

## ★ INSIDE THE SERIES HISTORY ★

The rivalry between the Dallas Cowboys and San Francisco 49ers has been around since the Cowboys entered the NFL in 1960.

**In 39 games of the series there have been:**

- \* 18 games decided by double digits
- \* Ten games decided by less than a touchdown
- \* One tie - 24-24 (11/27/69)
- \* A five-game winning streak by Dallas from 1972-1980
- \* A six-game losing streak by Dallas from 1981-1990
- \* A 45-point win by Dallas (10/12/80) - tying the third-largest margin of victory in franchise history
- \* A 31-point loss by Dallas (10/11/81) - biggest series loss
- \* 59 points scored by Dallas (10/12/80) - tying the most points in a game in franchise history
- \* Nine playoff games - a 5-4 Dallas record - six NFC Championship games (4-2), two Divisional playoff games (1-1) and a Wild Card game (0-1)
- \* A 10-10 Cowboys record when playing in San Francisco

## ★ HOME IS WHERE THE TDS ARE ★

Dak Prescott has proved to be one of the top quarterbacks in the league when playing at AT&T Stadium. Since he entered the league in 2016, Prescott's 116 total touchdowns (99 passing, 17 rushing) at AT&T Stadium are the fifth-most combined passing and rushing touchdowns at home during that span:

### Most Passing and Rushing Touchdowns at Home - NFL Since 2016

Player	Gms	PasTD	RushTD	TotTD
Tom Brady.....	54	118	6	124
Aaron Rodgers.....	53	114	7	121
Russell Wilson.....	54	114	6	120
Kirk Cousins.....	58	111	7	118
<b>Dak Prescott.....</b>	<b>52</b>	<b>99</b>	<b>17</b>	<b>116</b>

Overall, Dallas has scored 202 touchdowns in 59 games at home versus 147 touchdowns in 59 games on the road since 2016. Dallas' 202 home touchdowns lead the NFL over that span:

### Most Overall Touchdowns at Home Since 2016 - NFL

Team	Games	TD	TD/G	Pts/G
<b>Dallas.....</b>	<b>59</b>	<b>202</b>	<b>3.42</b>	<b>29.3</b>
New Orleans.....	59	189	3.20	27.5
Seattle.....	59	181	3.07	26.3
New England.....	59	180	3.05	26.2
Buffalo.....	59	180	3.05	26.0
Green Bay.....	59	180	3.05	25.5

## ★ HOME COOKING ★

Since AT&T Stadium opened in 2009, Dallas has posted a 68-47 regular season record at home. However, since 2016, the Cowboys have utilized their home field advantage, going 41-18 at AT&T Stadium, the third-most home wins in the NFL:

### NFL Team Home Wins Since 2016

Team	Games	W	L	T	Win %
Kansas City.....	59	45	14	0	.763
Green Bay.....	58	43	15	1	.737
<b>Dallas.....</b>	<b>59</b>	<b>41</b>	<b>18</b>	<b>0</b>	<b>.695</b>
Baltimore.....	59	40	19	0	.678
Buffalo.....	59	40	19	0	.678
Pittsburgh.....	59	40	18	1	.686
Minnesota.....	59	39	20	0	.661
New England.....	59	39	20	0	.661

## ★ TOP PERFORMANCES ★

Below are the top individual performances in several offensive categories at AT&T Stadium since it opened in 2009.

### Cowboys

Passing Yards.....	T. Romo (506)
Passing TDs.....	T. Romo (5)
Rushing Yards.....	D. Murray (253)
Rushing TDs.....	D. Murray (3)
	D. Prescott (3)
	J. Randle (3)
	T. Pollard (3)
Receiving Yards.....	A. Cooper (226)
Receiving TDs.....	A. Cooper (3)
	M. Gallup (3)

### Opponents

E. Manning, NYG (450)
Many tied (4)
B. Brown, Phi (169)
A. Jones, GB (4)

D. Jackson, Phi (210)
V. Cruz, NYG (3)

## ★ AT&T STADIUM RECORD... ★

The Dallas Cowboys are currently in their 15th season calling AT&T Stadium home. The Cowboys went 8-1 at home in 2022, the most home wins since the venue opened in 2009. Dallas' first game at the venue was on Sept. 20, 2009 - a 31-33 loss to the N.Y. Giants. The club's first win came a week later with a 21-7 decision over Carolina.

Dallas is 2-0 at AT&T Stadium in 2023, and they are currently on a 10-game win streak at home, the longest home win streak in AT&T Stadium's existence. The last time Dallas won at least 10 straight home games was when they won 11 consecutive in 1991-92. Below is a breakdown of the club's record at AT&T Stadium:

Regular season.....	68-47
Postseason.....	3-2
Overall.....	71-49

	Regular	Post
September.....	17-6	
October.....	16-14	
November.....	17-16	
December.....	16-9	
January.....	2-2	3-2
Playing at noon.....	23-10	
Playing at 3:30.....	26-23	1-2
Playing in prime time.....	19-14	2-0
Thursday.....	7-8	
Saturday.....	1-2	2-0
Sunday.....	56-32	1-2
Monday.....	4-5	
Fully closed stadium.....	44-28	3-2
Fully open stadium.....	12-11	
Roof open, doors closed.....	2-5	
Roof closed, doors open.....	10-3	
Playing against the NFC East.....	27-15	1-0
Playing against the NFC (non-NFC East).....	23-18	2-2
Playing against the AFC.....	18-13	

### Team-by-team

Team	W	L	Pct	Team	W	L	Pct
Arizona.....	0	3	.000	Minnesota.....	1	1	.500
Atlanta.....	3	1	.750	New England.....	1	1	.500
Baltimore.....	1	0	1.000	New Orleans.....	2	2	.500
Buffalo.....	1	1	.500	N.Y. Giants.....	9	5	.643
Carolina.....	2	1	.667	N.Y. Jets.....	1	1	.500
Chicago.....	2	2	.500	Philadelphia.....	8	6	.571
Cincinnati.....	2	0	1.000	Pittsburgh.....	1	1	.500
Cleveland.....	1	1	.500	San Francisco.....	1	1	.500
Denver.....	0	2	.000	Seattle.....	2	2	.500
Detroit.....	4	1	.800	Tampa Bay.....	3	1	.750
Green Bay.....	0	3	.000	Tennessee.....	0	2	.000
Houston.....	2	0	1.000	Washington.....	10	4	.714
Indianapolis.....	2	0	1.000				
Jacksonville.....	1	1	.500				
Kansas City.....	1	0	1.000				
LA Chargers.....	0	2	.000				
LA Rams.....	3	1	.750				
Las Vegas.....	2	1	.667				
Miami.....	2	0	1.000				

### Postseason

Detroit.....	1	0	1.000
Green Bay.....	0	1	.000
Philadelphia.....	1	0	1.000
Seattle.....	1	0	1.000
San Francisco.....	0	1	.000

The Cowboys 8-1 home mark in 2022 surpassed the 2018 and 2016 teams for the best home record by a Cowboys team since the stadium opened in 2009:

### Most Single Season Wins at AT&T Stadium - Dallas Cowboys

Season	Wins	Consec. Wins	Home Record
<b>2022.....</b>	<b>8</b>	<b>8</b>	<b>8-1</b>
2016.....	7	7	7-1
2018.....	7	4	7-1
2009.....	6	5	6-2

# 393.0 29.3 178

Dallas' offense has averaged 393.0 yards-per-game at AT&T Stadium - most in the NFL at home since 2016.

The Cowboys have scored an NFL-high 29.3 points-per-game at home since 2016.

Dallas has recorded 178 takeaways at home since 2016 - tied for fifth in the NFL.





# ★ THE DALLAS COWBOYS - A CHAMPIONSHIP TRADITION ★

## SUPER BOWL CHAMPIONSHIPS

New England Patriots.....	6
Pittsburgh Steelers.....	6
<b>DALLAS COWBOYS.....</b>	<b>5</b>
San Francisco 49ers.....	5
Green Bay Packers.....	4
New York Giants.....	4
Denver Broncos.....	3
Kansas City Chiefs.....	3
Oakland Raiders.....	3
Washington Commanders.....	3

## POSTSEASON GAMES

<b>DALLAS COWBOYS ...</b>	<b>66</b>
Pittsburgh Steelers.....	63
Green Bay Packers.....	61
New England Patriots.....	59
San Francisco 49ers.....	59
StL/LA Rams.....	53
Minnesota Vikings.....	52

## SUPER BOWL APPEARANCES

New England Patriots.....	11
<b>DALLAS COWBOYS.....</b>	<b>8</b>
Pittsburgh Steelers.....	8
Denver Broncos.....	8
San Francisco 49ers.....	7
Green Bay Packers.....	5
Kansas City Chiefs.....	5
Miami Dolphins.....	5
New York Giants.....	5
Oakland Raiders.....	5
Washington Commanders.....	5

## CONSEC. POSTSEASON APPEARANCES

New England Patriots (2009-19) ...	11
<b>DALLAS COWBOYS (1975-83) ...</b>	<b>9</b>
Indianapolis Colts (2002-10).....	9
<b>DALLAS COWBOYS (1966-73) ...</b>	<b>8</b>
Pittsburgh Steelers (1972-79).....	8
Los Angeles Rams (1973-80).....	8
San Francisco 49ers (1983-90).....	8

## POSTSEASON VICTORIES

New England Patriots.....	37
<b>DALLAS COWBOYS ...</b>	<b>36</b>
Pittsburgh Steelers.....	36
Green Bay Packers.....	36
San Francisco 49ers.....	36
StL/LA Rams.....	26
Oak/LV Raiders.....	25
New York Giants.....	25
Philadelphia Eagles.....	25

## CONSECUTIVE WINNING SEASONS

<b>DALLAS COWBOYS (1966-85) ...</b>	<b>20</b>
New England Patriots (2001-19) ...	19
Oakland Raiders (1965-80).....	16
San Francisco 49ers (1983-98) ...	16
Chicago Bears (1930-44).....	15
Green Bay Packers (1934-47) ...	14

## POSTSEASON APPEARANCES

<b>DALLAS COWBOYS ...</b>	<b>35</b>
Green Bay Packers.....	35
Pittsburgh Steelers.....	33
New York Giants.....	33
Minnesota Vikings.....	33
Cle./StL/LA Rams.....	31
Philadelphia Eagles.....	30
Indianapolis Colts.....	29
San Francisco 49ers.....	29
New England Patriots.....	28
Chicago Bears.....	27

## ALL-TIME REGULAR SEASON WINNING %

<b>DALLAS COWBOYS .....</b>	<b>0.575</b>
Green Bay Packers.....	0.572
Baltimore Ravens.....	0.563
New England Patriots.....	0.560
Chicago Bears.....	0.556
Miami Dolphins.....	0.553
Kansas City Chiefs.....	0.547

45 SEASONS OF .500-OR-BETTER			35 POSTSEASON APPEARANCES		25 DIVISION TITLES		16 NFL/NFC CHAMPIONSHIP GAME FINALIST			8 NFC CHAMPIONSHIPS		5 SUPER BOWL CHAMPIONSHIPS	
1965	1982	2009	1966	1991	1966	1992	1966	1975	1992	1970	1992	1971	1992
1966	1983	2011	1967	1992	1967	1993	1967	1977	1993	1971	1993	1977	1993
1967	1984	2012	1968	1993	1968	1994	1970	1978	1994	1975	1995		1995
1968	1985	2013	1969	1994	1969	1995	1971	1980	1995	1977			
1969	1991	2014	1970	1995	1970	1996	1972	1981		1978			
1970	1992	2016	1971	1996	1971	1998	1973	1982					
1971	1993	2017	1972	1998	1973	2007							
1972	1994	2018	1973	1999	1976	2009							
1973	1995	2019	1975	2003	1977	2014							
1974	1996	2021	1976	2006	1978	2016							
1975	1998	2022	1977	2007	1979	2018							
1976	1999		1978	2009	1981	2021							
1977	2003		1979	2014	1985								
1978	2005		1980	2016									
1979	2006		1981	2018									
1980	2007		1982	2021									
1981	2008		1983	2022									
			1985										



## ★ PRO BOWL COWBOYS ★

Since 2010 Dallas has selected 18 players in the NFL Draft that have gone on to make at least one Pro Bowl - the most in the NFL over that span (Kansas City, 16; Minnesota, 15). Since 1989 Dallas has sent 57 different players to the Pro Bowl, and of those, Dallas drafted 40. Additionally, 30 Cowboys draft picks have been selected to 91 Pro Bowls since 2002, which is 11 more than any other team over that span (Kansas City, 79 Pro Bowl selections):

### COWBOYS PRO BOWL DRAFT PICKS SINCE 2002 (BY YEAR DRAFTED)

- 2002: Roy Williams (5)
- 2002: Andre Gurode (5)
- 2003: Terence Newman (2)
- 2003: Jason Witten (11)
- 2005: DeMarcus Ware (9 - 7 with Dallas)
- 2005: Marion Barber (1)
- 2005: Jay Ratliff (4)
- 2006: Jason Hatcher (1)
- 2007: Anthony Spencer (1)
- 2007: Nick Folk (1)
- 2008: Mike Jenkins (1)
- 2008: Martellus Bennett (1 - with Chicago)
- 2010: Sean Lee (2)
- 2010: Dez Bryant (3)
- 2011: Tyron Smith (8)



- 2011: DeMarco Murray (3 - 2 with Dallas)
- 2011: Dwayne Harris (1 - with N.Y. Giants)
- 2013: Travis Frederick (5)
- 2014: Zack Martin (8)
- 2014: DeMarcus Lawrence (3)
- 2015: Byron Jones (1)
- 2016: Dak Prescott (2)
- 2016: Ezekiel Elliott (3)
- 2016: Jaylon Smith (1)
- 2018: Leighton Vander Esch (1)
- 2019: Tony Pollard (1)
- 2020: CeeDee Lamb (2)
- 2020: Trevon Diggs (2)
- 2020: Tyler Biadasz (1)
- 2021: Micah Parsons (2)

# DAK PRESCOTT NOTES



## All-Time Ranks - Cowboys QBs

- 1st** - Completion Pct. (66.7%)
- 2nd** - Passing Touchdowns (170)
- 3rd** - Passing Yards (25,851)  
- Attempts (3,419)  
- Completions (2,282)
- 4th** - Total Wins (64)

2023 DALLAS COWBOYS



### ★ BALL SECURITY ★

Dak Prescott has found a way to avoid the negative play throughout his NFL tenure. Prescott's 1.9% career interception rate is fifth among active quarterbacks who have at least 1,750 career pass attempts:

#### Interception Percentage Among Active NFL QBs Min. 1,750 Attempts

Player	Att	INT	INT%
Aaron Rodgers	7,661	105	1.4%
Patrick Mahomes	3,136	53	1.7%
Justin Herbert	2,111	36	1.7%
Russell Wilson	5,350	100	1.9%
<b>Dak Prescott</b>	<b>3,419</b>	<b>66</b>	<b>1.9%</b>
Derek Carr	5,082	101	2.0%
Jared Goff	3,633	73	2.0%

### ★ QUICK DRAW DAK ★

Dak Prescott recorded an average time to throw of 2.11 seconds on his pass attempts in the Week 1 win over the N.Y. Giants (9/10) - per *PFF*, the fastest time among starting quarterbacks in Week 1. His overall 2.32 average release on pass attempts is fourth in the NFL in 2023:

Player	Avg Release	Player	Avg Release
Joe Burrow, Cin	2.20	Andy Dalton, Car	2.33
Trevor Lawrence, Jax	2.24	Brock Purdy, SF	2.36
Tua Tagovailoa, Mia	2.25	Gardner Minshew, Ind	2.38
<b>Dak Prescott, Dal</b>	<b>2.32</b>	Mac Jones, NE	2.39

### ★ LEADING THE CHARGE ★

Dak Prescott has led the Cowboys offense to the top of the league year-after-year. In the last three seasons, the Cowboys are scoring 27.8 offensive points-per-game when Prescott is under center, the second-most in the NFL:

#### Offensive Points-Per-Game With Starting Quarterback NFL - 2021-23

QB, Team	GS	PPG
Josh Allen, Buf	37	28.1
<b>Dak Prescott, Dal</b>	<b>32</b>	<b>27.8</b>
Patrick Mahomes, KC	38	27.2
Jalen Hurts, Phi	34	26.0
Justin Herbert, LAC	38	25.1
Joe Burrow, Cin	36	24.7

### ★ DAK TO THE FUTURE ★

Now in his eighth pro season, Dak Prescott ranks first in completion percentage (66.7%), second in passing touchdowns (170), third in completions (2,282), attempts (3,419), passing yards (25,851) and fourth in wins (64) in regular season team history:

#### Dallas Cowboys All-Time QB Chart

WINS AS STARTER		PASSING YARDS	
Troy Aikman	94	Tony Romo	34,183
Roger Staubach	85	Troy Aikman	32,942
Tony Romo	78	<b>Dak Prescott</b>	<b>25,851</b>
<b>Dak Prescott</b>	<b>64</b>	Roger Staubach	22,700
Danny White	62	Danny White	21,959

ATTEMPTS		PASSING TOUCHDOWNS	
Troy Aikman	4,715	Tony Romo	247
Tony Romo	4,335	<b>Dak Prescott</b>	<b>170</b>
<b>Dak Prescott</b>	<b>3,419</b>	Troy Aikman	165
Roger Staubach	2,958	Danny White	155
Danny White	2,950	Roger Staubach	153

COMPLETIONS		COMPLETION PCT	
Troy Aikman	2,898	<b>Dak Prescott</b>	<b>66.7%</b>
Tony Romo	2,829	Tony Romo	65.3%
<b>Dak Prescott</b>	<b>2,282</b>	Troy Aikman	61.5%
Danny White	1,761	Danny White	59.7%
Roger Staubach	1,685	Roger Staubach	57.0%

### ★ DROPPING BACK ★

Dak Prescott has dropped back to pass 149 times in 2023. In 104 of those dropbacks, Prescott has dropped back without any play fake. Prescott has completed 71-of-96 passes when dropping back without a play fake, a 74.0% completion rate without play action that leads the NFL:

#### No Play Action Completion Percentage - NFL 2023

QB, Team	Comp	Att	Comp%
<b>Dak Prescott, Dal</b>	<b>71</b>	<b>96</b>	<b>74.0%</b>
Baker Mayfield, TB	62	84	73.8%
Josh Allen, Buf	74	102	72.5%
Lamar Jackson, Bal	57	79	72.2%
Brock Purdy, SF	63	88	71.6%
Joshua Dobbs, Ari	60	84	71.4%
Justin Herbert, LAC	75	105	71.4%

# DAK PRESCOTT NOTES, CONT.

## ★ DAK'S RECORD WHEN... ★

Since taking over as Dallas' starting quarterback in 2016, Dak Prescott has compiled a 64-37 regular season record in 101 career starts, and he is 2-4 in the postseason. Below is a look at Prescott's record under several different circumstances:

	Regular	Post
Playing at home: .....	37-15	1-2
Playing on the road: .....	27-22	1-2
Playing indoors: .....	34-15	1-2
Playing outdoors: .....	30-22	1-2
Playing against the NFC East:.....	28-7	
Playing against the NFC (non-NFC East): ..	21-17	2-4
Playing against the AFC: .....	15-13	
Playing on Thursday:.....	8-5	
Playing on Saturday:.....	2-0	1-1
Playing on Sunday:.....	47-30	0-3
Playing on Sunday night.....	11-7	
Playing on Monday night: .....	4-1	1-0
Playing on artificial turf: .....	49-25	1-2
Playing on natural grass: .....	15-12	1-2
Offense totals over 400 yards: .....	37-12	1-1
Throws for over 300 yards: .....	13-8	1-1
Throws for 200-299 yards: .....	39-17	1-3
Attempts more than 30 passes.....	34-32	2-4
Throws only one touchdown: .....	18-8	1-3
Throws more than one touchdown: .....	38-15	1-1
Completes 65.0%-or-more of his passes:....	46-13	2-0
Averages more than 7.0 yards-per-attempt...	49-11	1-2
Has more than one Big Play (25+) passing...	35-14	2-1
Throws no interceptions: .....	44-11	1-1
Throws one interception: .....	13-15	1-2
Throws more than one interception: .....	6-12	0-1
Records at least 100.0 passer rating: .....	45-7	1-1
Commits no turnovers.....	37-7	1-1
Against teams with winning record: .....	20-17	1-4
Against teams with .500 record: .....	13-9	
Against teams with losing record: .....	31-10	1-0
Has between one-five rush attempts .....	57-29	0-4
Has five-or-more rush attempts .....	23-8	2-0
Sacked one time-or-less: .....	36-11	2-2
Sacked more than once: .....	28-26	0-2
September: .....	14-10	
October: .....	15-7	
November: .....	15-11	
December: .....	19-6	
January:.....	1-3	2-4

Team-by-team						
Team	W	L	Pct	Team	W	L Pct
Arizona.....	1	2	.333	Minnesota.....	2	1 .667
Atlanta.....	3	1	.750	New England...2	1	.667
Baltimore.....	1	0	1.000	New Orleans...2	2	.667
Buffalo.....	0	1	.000	N.Y. Giants.....11	2	.846
Carolina.....	1	1	.500	N.Y. Jets.....	1	.500
Chicago.....	2	1	.667	Philadelphia...8	3	.727
Cincinnati.....	1	0	1.000	Pittsburgh.....	1	0 1.000
Cleveland.....	1	1	.500	San Francisco.2	0	1.000
Denver.....	0	2	.000	Seattle.....	0	3 .000
Detroit.....	4	0	1.000	Tampa Bay.....	2	2 .500
Green Bay.....	1	3	.250	Tennessee.....	1	1 .500
Houston.....	1	1	.500	Washington.....	9	2 .818
Indianapolis...1	1	1	.500			
Jacksonville...1	1	1	.500	<b>Postseason</b>		
Kansas City...1	1	1	.500	Green Bay.....	0	1 .000
LA Chargers....1	1	1	.500	L.A. Rams.....	0	1 .000
LA Rams.....	1	2	.333	San Francisco.0	2	.000
Las Vegas.....	1	1	.500	Seattle.....	1	0 1.000
Miami.....	1	0	1.000	Tampa Bay.....	1	0 1.000

## ★ QB WINS ★

In his eighth season as the Dallas Cowboys quarterback, Dak Prescott has proven to be a winner, as his 64 victories are tied for fourth in team history. His 13 wins in 2016 were the most by a rookie quarterback in NFL history, and his 64 career wins are fourth among quarterbacks since 2016:

Wins by Starting NFL QB - 2016-23				
Player	W	L	T	Win%
Tom Brady, NE/TB.....	79	31	0	.718
Aaron Rodgers, GB/NYJ.....	68	36	1	.652
Patrick Mahomes, KC.....	67	17	0	.798
<b>Dak Prescott, Dal.....</b>	<b>64</b>	<b>37</b>	<b>0</b>	<b>.634</b>
Russell Wilson, Sea/Den.....	63	48	1	.567
Kirk Cousins, Was/Min.....	62	52	2	.543

Since 2016, Prescott owns the second-most wins against his division, going 28-7 in games he has started against the NFC East:

Player	Wins	Player	Wins
Tom Brady, NE/TB.....	31	Patrick Mahomes, KC.....	27
<b>Dak Prescott, Dal.....</b>	<b>28</b>	Aaron Rodgers, GB/NYJ ..26	

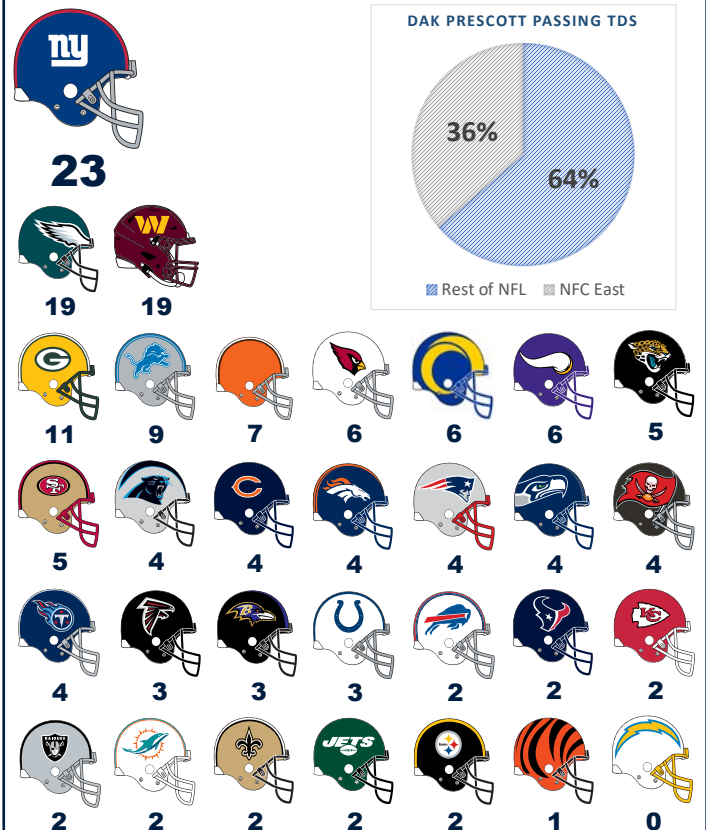
## ★ MOVING UP THE CHARTS ★

Dak Prescott has 21 games with at least 300 yards through the air - second in Cowboys history:

Player	Games
Tony Romo.....	46
<b>Dak Prescott.....</b>	<b>21</b>
Troy Aikman.....	13
Danny White.....	10
Don Meredith.....	7

## ★ PRESCOTT TDs BY TEAM ★

Dak Prescott has thrown a touchdown pass against 30 of the other 31 NFL teams in the regular season. Below is a team-by-team breakdown of his touchdowns through the air:



## DAK PRESCOTT NOTES, CONT.

### ★ KEEPING IT <sup>100</sup> ★

Dak Prescott has proven to be a threat with both his legs and his arm during his career. After throwing for 143 yards in the season-opening win at the New York Giants (9/10), Prescott eclipsed 25,000 career passing yards and joined Aaron Rodgers and Patrick Mahomes as the only three players in NFL history with 25,000 passing yards and 1,500 rushing yards in their first 100 career games:

Prescott also became the only quarterback in NFL history with 165 passing touchdowns and 25 rushing touchdowns in his first 100 career games.

Below are several stats from Prescott's career and where Prescott ranks among NFL quarterbacks through 101 career starts:

#### Dak Prescott QB Stats - NFL Rank Through 101 Starts

Stats	Total	Rank
Completions.....	2,282	4th
Completion Percentage.....	66.7%	8th
Passer Rating.....	97.7	7th
Passing Yards.....	25,851	9th
Passing Touchdowns.....	170	18th
Rush TDs by a QB.....	26	15th

### ★ THIRD DOWN DARLING ★

Dak Prescott's ability to make the play that extends the drive on third down should not be overlooked, as he posted a first down on 47.8% of his third down chances in 2022 - the third-highest third down conversion rate among NFL quarterbacks last season.

Prescott leads all starting quarterbacks in 2023 with a 48.9% third down conversion rate:

#### Third Down Conversion Rate - 2023 NFL QBs *min. 20 third down chances*

Player	Att.	Conv.	1stD Pct
<b>Dak Prescott, Dal</b> .....	<b>45</b>	<b>22</b>	<b>48.9%</b>
Baker Mayfield, TB.....	50	24	48.0%
C.J. Stroud, Hou.....	58	27	46.6%
Josh Allen, Buf.....	39	18	46.2%
Brock Purdy, SF.....	35	16	45.7%

*Third down chances include passing attempts, quarterback rushing attempts and sacks on third down plays this season.*

### ★ PROTECTING DAK ★

The Dallas offensive line was blitzed on 28.7% of its passing plays in 2022, the ninth-highest rate in the league. Despite the amount of pressure, the Cowboys were fourth in the NFL with 27 allowed sacks.

In 2023 Dallas is one-of-seven teams to allow six sacks-or-less despite being blitzed on 30.9% of its dropbacks (10th-highest in the NFL). Overall, the Cowboys have allowed six sacks on 147 dropbacks for a 4.1% sack rate, the fifth-lowest sack rate in 2023, according to *Pro Football Focus*:

#### Lowest Sack Rate, per PFF - NFL 2023

Team	Sack%	Team	Sack%
Kansas City.....	1.3%	<b>Dallas</b> .....	<b>4.1%</b>
Tampa Bay.....	3.1%	Arizona.....	4.7%
Miami.....	3.5%	New England.....	4.9%
Detroit.....	3.7%	Cincinnati.....	5.0%

### ★ YOU COMPLETE ME ★

Dak Prescott has showcased efficiency and accuracy to start 2023, as his 71.3 completion percentage is tied for fourth in the NFL:

#### NFL Completion Percentage Leaders- 2023

Player	Att	Comp	Comp%
Josh Allen, Buf.....	135	101	74.8%
Lamar Jackson, Bal.....	105	78	74.3%
Brock Purdy, SF.....	112	81	72.3%
<b>Dak Prescott, Dal</b> .....	<b>136</b>	<b>97</b>	<b>71.3%</b>
Tua Tagovailoa, Mia.....	136	97	71.3%
Justin Herbert, LAC.....	145	103	71.0%

### ★ QB RATINGS AT 100.0 ★

Dak Prescott established the most games with a 100.0 passer rating by a quarterback in a season in team history with 11 in 2016. Prescott has two games with a 100.0 rating in 2023, and his 52 games with at least a 100.0 rating are second in team history:

#### Career 100.0 QB Rating Games - Cowboys History

Player	Games	Player	Games
Tony Romo.....	67	Roger Staubach.....	37
<b>Dak Prescott</b> .....	<b>52</b>	Danny White.....	33
Troy Aikman.....	44	Craig Morton.....	24

Prescott's 52 games with at least a 100.0 rating from 2016-23 are the second-most 100.0 rating games by a quarterback through eight seasons in NFL history:

#### 100.0 QB Rating Games - First Eight Seasons

Player	Games	Seasons
Russell Wilson.....	65	2012-18
<b>Dak Prescott</b> .....	<b>52</b>	<b>2016-23</b>
Matt Ryan.....	49	2008-15
Patrick Mahomes.....	48	2018-23
Aaron Rodgers.....	48	2007-12
Ben Roethlisberger.....	47	2004-11

### ★ FOURTH QUARTER WINS ★

Since taking over as the Dallas Cowboys starting quarterback in 2016, Dak Prescott has engineered his share of fourth quarter wins for the club. Included in his 64 regular season wins as a starter are 19 occasions in which he led the team to victory when the club was tied or trailing in the fourth quarter or overtime. Prescott's 19 wins are the second-most by a Dallas signal caller:

#### 4th Quarter/OT Wins - Cowboys

Quarterback	Wins	Quarterback	Wins
Tony Romo.....	24	Roger Staubach.....	13
<b>Dak Prescott</b> .....	<b>19</b>	Danny White.....	11
Troy Aikman.....	15		

Below is a look at each of Prescott's 19 games in which the game was tied or the team trailed in the fourth quarter to pull out the win and his fourth quarter/overtime stats:

Date	Opp	Score	Time Left	Att	Com	Yds	TD	Int	Final Score
9/18/16	@Was	20-23	15:00	7	6	66	0	0	27-23
10/30/16	PHI*	13-23	7:48	20	11	135	2	0	29-23
11/13/16	@Pit	29-30	0:42	11	10	83	0	0	35-30
12/1/16	@Min	7-9	14:11	4	2	26	1	0	17-15
12/18/16	TB	17-20	15:00	6	6	41	0	0	26-20
9/25/17	@Ari	14-14	14:45	3	3	94	1	0	28-17
12/10/17	@NYG	10-10	9:29	6	4	158	2	0	30-10
12/17/17	@Oak	17-17	6:30	6	5	82	0	0	20-17
12/31/17	@Phi	0-0	12:19	9	6	75	1	0	6-0
9/30/18	DET	23-24	2:17	11	7	99	0	0	26-24
11/11/18	@Phi	20-20	7:27	8	7	88	1	0	27-20
11/18/18	@Atl	19-19	1:52	6	4	45	0	0	22-19
12/9/18	PHI*	23-23	1:39	12	11	94	1	0	29-23
12/30/18	@NYG	28-32	3:21	10	5	78	1	0	36-35
9/20/20	Atl	24-36	15:00	21	13	182	1	0	40-39
9/19/21	@LAC	17-17	3:54	8	7	47	0	0	20-17
10/17/21	@NE*	29-29	7:53	5	5	71	1	0	35-29
12/11/22	Hou	20-23	3:20	7	6	79	0	0	27-23
12/24/22	Phi	27-34	9:59	10	7	127	1	0	40-34

*\*italics indicate overtime and are reflected in the stats totals*

Amongst all NFL quarterbacks, Prescott is tied for the seventh-most game-winning drives from 2016-23:

#### Game-Winning Drives - NFL (2016-23)

Player	Drives	Player	Drives
Derek Carr.....	28	Ryan Tannehill.....	20
Kirk Cousins.....	24	<b>Dak Prescott</b> .....	<b>19</b>
Matthew Stafford.....	23	Tom Brady.....	19
Russell Wilson.....	22	Drew Brees.....	18
Ben Roethlisberger.....	20	Aaron Rodgers.....	18

*\*Game Winning Drive = Fourth quarter drive that puts team ahead for the final time*

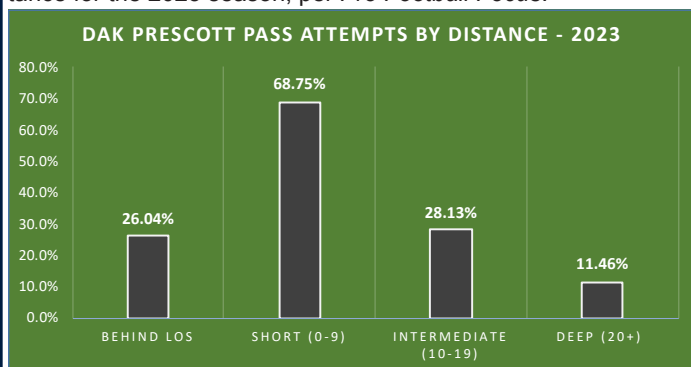
*\*4th Quarter Comeback = Offense overcomes a deficit to win the game*

Additionally, Prescott is 23-of-28 on pass attempts in overtime in his career, which at 82.1% is the second-highest completion percentage in overtime of any quarterback in Cowboys history, trailing only Troy Aikman (84.8%).

## DAK PRESCOTT NOTES, CONT.

### ★ PASSING DEPTH CHART ★

Below is a chart that details Dak Prescott's attempts by distance for the 2023 season, per *Pro Football Focus*:



Outside Left	Between Numbers	Outside Right
2/4	2/3	2/4
45	41	59
1 TD, 0 INT	0 TD, 0 INT	0 TD, 0 INT
130.2 NFL	109.7 NFL	95.8 NFL
5/6	4/10	4/11
121	79	61
0 TD, 0 INT	0 TD, 1 INT	0 TD, 0 INT
118.8 NFL	28.8 NFL	55.5 NFL
14/17	21/27	19/22
94	154	144
2 TD, 0 INT	0 TD, 0 INT	0 TD, 0 INT
128.9 NFL	90.4 NFL	93.9 NFL
6/6	11/12	7/7
23	54	32
0 TD, 0 INT	1 TD, 0 INT	0 TD, 0 INT
82.6 NFL	113.2 NFL	85.7 NFL

Statistics: COM/ATT  
YDS (YAC)

### ★ FOUR STAR RATING ★

Dak Prescott reached 1,500 pass attempts in the first week of 2019, qualifying him for the all-time NFL passing record books. Prescott ranks eighth in NFL annals in QB Rating, edging out Tony Romo (97.1) as the highest-rated passer in Cowboys history:

#### All-Time NFL Quarterback Rating

Player	Att	Cmp	Pct	Yds	TD	Int	Ratio	Rate
Patrick Mahomes	3,136	2,077	66.2	25,247	200	53	3.77	105.0
Aaron Rodgers	7,661	5,001	65.3	59,005	475	105	4.52	103.6
Deshawn Watson	2,020	1,350	66.8	16,319	115	43	2.67	101.5
Russell Wilson	5,350	3,460	64.7	41,597	317	100	3.17	100.3
Drew Brees	10,551	7,142	67.7	80,358	571	243	2.35	98.7
Jimmy Garoppolo	1,820	1,231	67.6	14,998	92	48	1.92	98.6
Kirk Cousins	5,023	3,357	66.8	38,354	263	109	2.41	98.0
<b>Dak Prescott</b>	<b>3,419</b>	<b>2,282</b>	<b>66.7</b>	<b>25,851</b>	<b>170</b>	<b>66</b>	<b>2.58</b>	<b>97.7</b>
Joe Burrow	1,681	1,131	67.3	12,502	84	33	2.55	97.6
Tom Brady	12,050	7,753	64.3	89,214	649	212	3.06	97.2



Prescott was awarded the Walter Payton Man of the Year Award for the 2022 season. Prescott was the fourth player in franchise history to win the award, joining Roger Staubach (1978), Troy Aikman (1997) and Jason Witten (2012). As the winner, Prescott received a \$250,000 donation to his Faith Fight Finish (FFF) Foundation, and he will wear a patch depicting the trophy on his uniform for the rest of his playing career.

### ★ ZERO TO 400, REAL QUICK ★

Dak Prescott has nine career 400-yard games, a franchise record and tied with Patrick Mahomes for the most by any passer since 2016:

Player	400-Yd Games
<b>Dak Prescott</b>	<b>9</b>
Patrick Mahomes	9
Kirk Cousins	7
Tom Brady	7

Prescott's nine 400-yard games are also tied for the second-most by any passer in the first eight seasons of a career:

Player	Seasons	400-Yd Games
Dan Marino	1983-90	10
<b>Dak Prescott</b>	<b>2016-23</b>	<b>9</b>
Patrick Mahomes	2018-23	9
Matthew Stafford	2009-15	7

#### Dak Prescott Career 400-Yard Games

Opp, Date	Att	Com	Yards	W/L
vs. Cle, 10/4/20	58	41	502	L
at Sea, 9/27/20	57	37	472	L
vs. GB, 10/6/19	44	27	463	L
vs. Phi, 12/9/18	54	42	455	W
vs. Atl, 9/20/20	47	34	450	W
at NE, 10/17/21	51	31	445	W
at Det, 11/17/19	46	29	444	W
vs. NYG, 9/8/19	32	25	405	W
at TB, 9/9/21	58	42	403	L

Prescott is the only quarterback in Cowboys history to pass for 400 yards in consecutive games, and his three-game streak is tied with Ryan Fitzpatrick (2018) for the longest streak in NFL history.

Prescott set an NFL record by passing for at least 450 yards in three straight games (vs. Atl, 9/20/20 - vs. Cle, 10/4/20), surpassing Jameis Winston (two game streak in 2019):

Prescott's 1,424 yards over the three-game stretch (vs. Atl, 9/20/20 - vs. Cle, 10/4/20) are the most by any NFL quarterback over a three-game stretch in league history.

### ★ PRESCOTT TARGETS ★

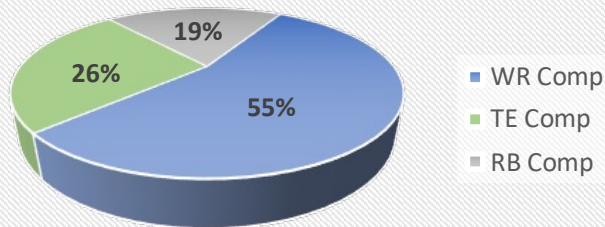
In 2023 Dak Prescott has completed 97-of-146 passes for 908 yards with four touchdowns and one interception. Below is a breakdown of Prescott's targets by position and player in 2023:

Position Breakdown							
	Comp.	Yds	TD		Comp.	Yds	TD
WR	53	616	1	RB	25	141	1
TE	19	151	2				

Player Breakdown by Completions							
Player	Com	Yds	TD	Player	Com	Yds	TD
C. Lamb	23	309	1	R. Dowdle	5	50	1
J. Ferguson	17	147	1	K. Turpin	4	25	0
T. Pollard	15	61	0	D. Vaughn	4	18	0
M. Gallup	13	165	0	L. Schoonmaker	1	1	1
B. Cooks	8	66	0	P. Hendershot	1	3	0
J. Tolbert	5	51	0	H. Luepke	1	12	0

#### Dak Prescott 2023 Completions by Position



# CEEDEE LAMB NOTES



## Career Statistics

**283** Receptions  
\*most by Cowboys player through 53 games

**3,705** Receiving Yards  
\*most by Cowboys player through 53 games

**4** Games with 10-Plus Catches  
\*most in a Cowboys player's first four seasons



### ★ NO SILENCING THIS LAMB ★

CeeDee Lamb started his Cowboys career loudly, passing Bob Hayes (46) and establishing a franchise record for the most receptions by a Cowboys rookie (74). He finished with the third-most receptions in a season in team history in 2022 (107), and Lamb's 283 career receptions are the most by a Cowboy through 53 career games:

#### Most Receptions by a Cowboy in First 53 Career Games

Player	Seasons	Rec
<b>CeeDee Lamb</b> .....	<b>2020-23</b>	<b>283</b>
Dez Bryant.....	2010-13	252
Herschel Walker.....	1986-89	211
Jason Witten.....	2003-06	208

### ★ CEEDEE'S BIG PLAYS ★

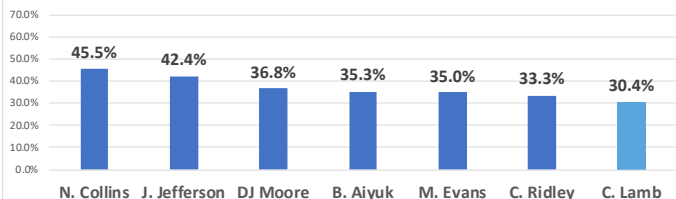
CeeDee Lamb is no stranger when it comes to big plays. After tying for third in the NFL with 24 big play receptions, Lamb has reeled in seven receptions of 20-plus yards in 2023, which is tied for fifth in the NFL:

#### 20-Plus Yard Reception Leaders - NFL 2023

Player	Rec	Player	Rec
Justin Jefferson, Min.....	14	Mike Evans, TB.....	7
Nico Collins, Hou.....	10	Tyreek Hill, Mia.....	7
Puka Nacua, LAR.....	9	Josh Reynolds, Det.....	7
Keenan Allen, LAC.....	8	A.J. Brown, Phi.....	7
<b>CeeDee Lamb, Dal.....</b>	<b>7</b>	DJ Moore, Chi.....	7

Seven of Lamb's 23 receptions have been 20-or-more yards. Lamb is one-of-six NFL players in 2023 with a big play reception percentage of 30.0%-or-higher (min. 15 receptions):

20+ Yd Reception Percentage - NFL 2023  
min. 15 receptions



### ★ ON THE LAMB ★

CeeDee Lamb quickly rose to the No. 1 receiver spot for the Dallas Cowboys. Lamb recorded five 100-yard receiving games in 2022 and tallied his first 100-yard game against the N.Y. Jets in Week 2, giving him 11 for his career:

#### CeeDee Lamb Career 100-Yard Rec Games

Opp, Date	Rec Yds
at GB, 11/13/22.....	150
at NE, 10/17/21.....	149
<b>vs. NYJ, 9/17/23.....</b>	<b>143</b>
at Jax, 12/18/22.....	126
vs. NYG, 10/11/20.....	124
vs. Phi, 12/24/22.....	120
at Min, 10/31/21.....	112
vs. Atl, 9/20/20.....	106
vs. NYG, 11/24/22.....	106
at TB, 9/9/21.....	104
at Ten, 12/29/22.....	100

Lamb's 11 career 100-yard receiving games are the third-most 100-yard games by a Cowboys player through 53 career contests:

#### Most 100-Yard Receiving Games Through 53 Career Games

Cowboys History		Cowboys History	
Player	100-Yd Gms	Player	100-Yd Gms
Bob Hayes.....	16	Dez Bryant.....	9
Michael Irvin.....	12	Drew Pearson.....	9
<b>CeeDee Lamb.....</b>	<b>11</b>	Michael Gallup.....	7

### ★ CEEDEE'S TDs ★

CeeDee Lamb reeled in his first touchdown grab of 2023 in last week's win against New England (10/1). It was Lamb's 21st career touchdown reception, the fourth-most touchdown receptions in a Cowboys player's first four seasons:

#### Most Receiving Touchdowns In First Four Seasons

Cowboys History		Cowboys History	
Player	Rec TD	Player	Rec TD
Bob Hayes.....	45	Michael Irvin.....	20
Dez Bryant.....	40	Terrance Williams.....	20
Tony Hill.....	24	Alvin Harper.....	18
<b>CeeDee Lamb.....</b>	<b>21</b>	Drew Pearson.....	18

## CEEDEE LAMB NOTES, CONT.

### ★ CEEDEE'S BREAKDOWN ★

Below is a chart detailing CeeDee Lamb's receptions in 2023, *Pro Football Focus*:

Outside Left	Between Numbers	Outside Right
2/2 (0) <span style="float: right;">95.0</span> 45 (2) 1 TD, 0 INT 158.3 NFL	1/1 (0) <span style="float: right;">91.0</span> 20 (0) 0 TD, 0 INT 118.8 NFL	0/0 (0) <span style="float: right;">90.9</span> 0 (0) 0 TD, 0 INT
2/2 (0) <span style="float: right;">92.2</span> 70 (41) 0 TD, 0 INT 118.8 NFL	1/2 (0) <span style="float: right;">58.8</span> 31 (21) 0 TD, 0 INT 95.8 NFL	3/7 (0) <span style="float: right;">86.6</span> 46 (4) 0 TD, 0 INT 65.2 NFL
1/1 (0) <span style="float: right;">76.2</span> 12 (8) 0 TD, 0 INT 116.7 NFL	3/3 (0) <span style="float: right;">73.3</span> 21 (1) 0 TD, 0 INT 95.8 NFL	3/5 (0) <span style="float: right;">74.2</span> 14 (9) 0 TD, 0 INT 64.6 NFL
2/2 (0) <span style="float: right;">75.5</span> 10 (14) 0 TD, 0 INT 87.5 NFL	3/3 (0) <span style="float: right;">62.2</span> 8 (19) 0 TD, 0 INT 79.2 NFL	1/1 (0) <span style="float: right;">60.5</span> 0 (1) 0 TD, 0 INT 79.2 NFL

Statistics: NFL/161 (Drops)  
YDS (YAC)

### ★ CATCH ME IF YOU CAN ★

CeeDee Lamb reeled in 11 receptions against the N.Y. Jets (9/17), giving him four career games with double-digit catches. He is the first player in Cowboys history with four games of 10-plus catches in his first four seasons. Below are Lamb's four career games with 10-plus receptions:

#### CeeDee Lamb Games with 10-Plus Receptions

Opp/Date	Rec.	Yds
NYJ, 9/17/23.....	11	143
@GB, 11/13/22.....	11	150
@Ten, 12/29/22.....	11	100
Phi, 12/24/22.....	10	120

Lamb's three regular season games with 10-or-more receptions in 2022 tied Jason Witten (2010) and Michael Irvin (1995) for the most 10-catch games in a season in team history.

Lamb is also one-of-seven NFL receivers with at least three games of 10-plus receptions and 100 receiving yards since the start of 2022:

#### Most Games with 10 Rec, 100 Yds - NFL 2022-23

Player	Games	Player	Games
Justin Jefferson, Min.....	7	Ja'Marr Chase, Cin.....	3
Tyreek Hill, Mia.....	5	Cooper Kupp, LAR.....	3
<b>CeeDee Lamb, Dal.....</b>	<b>4</b>	Davante Adams, LV.....	3
Stefon Diggs, Buf.....	4		

Lamb's four games with at least 10 receptions and 100 receiving yards are tied with Miles Austin for fourth in franchise history:

#### Most Games with 10 Rec, 100 Yds - Cowboys History

Player	Games	Player	Games
Michael Irvin.....	7	<b>CeeDee Lamb.....</b>	<b>4</b>
Jason Witten.....	6	Miles Austin.....	4
Amari Cooper.....	5	Dez Bryant.....	3

Lamb had two games in 2022 with at least 10 receptions, 100 yards and two touchdowns (at GB, 11/13 and vs. Phi, 12/24), the only receiver in the NFL in 2022 with multiple games of 10-plus catches, 100-plus yards and multiple touchdowns.

### ★ THIRD DOWN PLAYMAKER ★

Dallas is not shy about targeting its No. 1 wideout in crucial third down situations. Dak Prescott has targeted CeeDee Lamb nine times on third down, and Lamb has come up with a first down reception six-of-eight targets. Lamb's six third down conversions are tied for 11th in the NFL:

#### 1st Down Receptions on 3rd Down - NFL 2023

Player, Team	3rd Dwn Tgt	1st Dwn	1stDwn%
Adam Thielen, Car.....	16	10	62.5%
Ja'Marr Chase, Cin.....	12	8	66.7%
Nico Collins, Hou.....	11	8	72.7%
DeAndre Hopkins, Ten.....	13	8	61.5%
Davante Adams, LV.....	9	7	77.8%
Keenan Allen, LAC.....	10	7	70.0%
Braxton Berrios, Mia.....	9	7	77.8%
Marquise Brown, Ari.....	11	7	63.6%
Chris Godwin, TB.....	9	7	77.8%
Robert Woods, Hou.....	14	7	50.0%
<b>CeeDee Lamb, Dal.....</b>	<b>9</b>	<b>6</b>	<b>66.7%</b>

### ★ YOUNG LAMB ★

CeeDee Lamb established himself as a top-tier wide receiver in 2022. He was the third Cowboys player with 100 receptions in a season and by far the youngest player in franchise history (23) to surpass 100 receptions in a season:

#### Youngest Players with 100 Receptions - Cowboys History

Player, Season	Rec.	Age
<b>CeeDee Lamb, 2022.....</b>	<b>107</b>	<b>23</b>
Michael Irvin, 1995.....	111	29
Jason Witten, 2012.....	110	30

Lamb was also one-of-nine players - 11th instance - in the last 15 years to record 100 receptions at 23 years-or-younger.

Player	Age	Player	Age
Justin Jefferson, 2021.....	22	Jarvis Landry, 2015.....	23
Christian McCaffrey, 2018.....	22	Brandon Marshall, 2007.....	23
JuJu Smith-Schuster, 2018.....	22	Christian McCaffrey, 2019.....	23
DeAndre Hopkins, 2015.....	23	Amon-Ra St. Brown, 2022.....	23
Justin Jefferson, 2022.....	23	Jaylen Waddle, 2021.....	23
<b>CeeDee Lamb, 2022.....</b>	<b>23</b>		

### ★ SLOT MACHINE ★

CeeDee Lamb proved to be elusive when lining up as a slot receiver in 2022. Lamb's 867 yards out of the slot were first in the NFL in 2022, and he has not slowed down in 2023. Lamb once again sits near the top of the NFL with 125 receiving yards out of the slot, ranking 10th in 2023:

#### NFL Reception Leaders When Lining Up in The Slot - 2023

Player	Targets	Rec.	Rec. Yds
Keenan Allen, LAC.....	25	19	226
Christian Kirk, Jax.....	26	19	202
Adam Thielen, Car.....	23	19	201
Justin Jefferson, Min.....	15	9	201
Evan Engram, Jax.....	17	15	145
Amon-Ra St. Brown, Det.....	18	12	138
Tyreek Hill, Mia.....	12	8	134
Brandon Aiyuk, SF.....	9	8	127
Josh Downs, Ind.....	21	12	126
<b>CeeDee Lamb, Dal.....</b>	<b>14</b>	<b>9</b>	<b>125</b>

### ★ SLOT VS. WIDE OUT ★

CeeDee Lamb has been a versatile weapon in his first three seasons, splitting time at both slot receiver and on the outside. Below are Lamb's stats in 2023 when lining up in the slot position compared to lining up on the outside:

#### CeeDee Lamb - 2023

Slot	Outside
Routes: 96	Routes: 36
Targets: 14	Targets: 16
Receptions: 9	Receptions: 14
Receiving Yards: 125	Receiving Yards: 184
TD: 0	TD: 1

# TONY POLLARD NOTES



## 2023 Stats (NFL RB Rank)

**73** Carries (T-2nd)

**88** Touches (2nd)

**311** Rushing Yards (5th)

**93.0** Scrimmage YPG (8th)

### ★ YARDS AFTER CONTACT ★

Tony Pollard has punished opposing defenses after initial contact in 2023, totaling 193 yards after contact on rushes, good for sixth in the NFL this season per *FFF*:

#### Rushing Yards After Contact - NFL 2023

Player, Team	YAC	Player, Team	YAC
Christian McCaffrey, SF	323	Breece Hall, NYJ	197
Derrick Henry, Ten	236	<b>Tony Pollard, Dal</b>	<b>193</b>
Isiah Pacheco, KC	206	Travis Etienne Jr., Jax	192
James Conner, Ari	202	David Montgomery, Det	191

Overall, Dallas ball carriers have rushed for 382 yards after initial contact, fourth in the league:

#### Team Rushing Yards After Contact - NFL 2023

Team	YAC	Team	YAC
Miami	469	Detroit	365
Cleveland	466	Baltimore	361
San Francisco	420	Philadelphia	360
<b>Dallas</b>	<b>382</b>	LA Chargers	343
Tennessee	379	Atlanta	333

### ★ CAN'T TOUCH THIS ★

Tony Pollard led the Cowboys with 1,007 rushing yards on 193 carries (5.2 avg.) while adding 39 receptions for 371 yards in 2022. Pollard's 5.9 yards-per-touch led all NFL running backs in 2022 - min. 150 touches.

Through four games in 2023, Head Coach Mike McCarthy has relied on Pollard to be the Cowboys workhorse out of the backfield. Pollard is second in the NFL with 88 touches in 2023:

#### Offensive Touches - NFL 2023

Player, Team	Touches	Player, Team	Touches
Christian McCaffrey, SF	98	Josh Jacobs, LV	80
<b>Tony Pollard, Dal</b>	<b>88</b>	Derrick Henry, Ten	79
Travis Etienne Jr., Jax	83	Rachaad White, TB	76

Pollard's 88 touches are the most by a Cowboys player through the first three games of a season since Ezekiel Elliott had 94 touches in the first three contests of his rookie season in 2016.

Pollard is fifth among NFL running backs with 372 scrimmage yards. Pollard has totaled 100 scrimmage yards in two games in 2023 (NYJ, 9/17 and at Ari, 9/24), giving him 14 career games with 100-plus scrimmage yards.

### ★ BIG PLAY WAITING TO HAPPEN ★

Tony Pollard is no stranger to explosive plays, even before he became the Cowboys No. 1 back in 2023. Since 2020 Pollard has tallied five touchdown runs of 40-plus yards, tied for the most in the NFL in that span:

#### Most 40-Plus Yard Rushing TDs - 2020-23

Player	40-Yd TD	Player	40-Yd TD
<b>Tony Pollard, Dal</b>	<b>5</b>	Derrick Henry, Ten	5
Jonathan Taylor, Ind	5	Nick Chubb, Cle	4

Through four games in 2023, Pollard is one-of-eight running backs with at least three rushes of 20-plus yards. Since the start of 2022, Pollard's 12 big play runs are tied with Derrick Henry for second in the NFL and trails only Nick Chubb's 14 big play runs in the last two seasons.

### ★ TOP GUN ★

Tony Pollard has taken off as the Cowboys lead running back in 2023. Pollard ranks second in the NFL in carries (73), tied for third in rushing first downs (18) and is fifth in rushing yards (311):

#### NFL Rushing Leaders - 2023

Rushes	Rushing Yards
1. Christian McCaffrey (80)	1. Christian McCaffrey (459)
<b>2. Tony Pollard (73)</b>	2. D'Andre Swift (364)
Derrick Henry (73)	3. James Conner (318)
4. Travis Etienne Jr. (69)	Bijan Robinson (318)
Travis Etienne Jr. (69)	<b>5. Tony Pollard (311)</b>

#### Rushing 1st Downs

1. Christian McCaffrey (23)
Brian Robinson Jr. (20)
<b>3. Tony Pollard (18)</b>
Bijan Robinson (18)

### ★ KEEP IT <sup>100</sup> PART 2 ★

Tony Pollard recorded his first 100-yard rushing game of the season last week at Arizona (9/24). Pollard has seven career games with 100-plus rushing yards, 10th all-time among Cowboys running backs:

#### Tony Pollard Career 100-Yard Rushing Games

Opp, Date	Att.	Rush Yds
vs. LAR, 12/15/19	12	131
vs. Chi, 10/30/22	14	131
<b>at Ari, 9/24/23</b>	<b>23</b>	<b>122</b>
at GB, 11/13/22	22	115
at LAC, 9/19/21	13	109
at NYG, 9/26/22	13	105
vs. Mia, 9/22/19	13	103

### ★ COMPLETE BACK ★

Tony Pollard is asked to play a pivotal role in pass protection, picking up blitzers and helping combat opposing rushers. Pollard has improved each season as his workload as a pass protector increases. In 2023 Pollard's 100.0% pass block efficiency is tied for the lead among NFL running backs:

Year	Pass Blk Snps	Eff%	Year	Pass Blk Snps	Eff%
<b>2023</b>	<b>23 (t-1st)</b>	<b>100.0%</b>	2020	39 (t-40th)	94.7%
2022	62 (22nd)	94.2%	2019	9 (t-99th)	87.5%
2021	39 (47th)	87.5%			



# BRANDIN COOKS NOTES



## CAREER STATS

**135**

Games

**123**

Games Started

**638**

Receptions

**8,682**

Receiving Yards

**49**

TD

### ★ THE ARCHER ★

The Dallas Cowboys added a speedy, big-play threat to their offense when they traded for Brandin Cooks this past offseason. Heading into his 10th NFL season, Cooks has shown the ability to take the top off a defense at any point of the game.

Since Cooks entered the league in 2014, his 36 receptions of 40-plus yards are tied for the second-most in the NFL in that span:

#### 40-Plus Yard Receptions - NFL 2014-23

Player	40-Yd Rec.	Player	40-Yd Rec.
Tyreek Hill.....	42	T.Y. Hilton.....	32
<b>Brandin Cooks.....</b>	<b>36</b>	Davante Adams.....	32
DeSean Jackson.....	36	Antonio Brown.....	31
Mike Evans.....	33	Odell Beckham Jr.....	31
Stefon Diggs.....	33	Amari Cooper.....	28

Cooks is also tied for the third-most receiving touchdowns of 40 yards-or-more, trailing only Tyreek Hill and DeSean Jackson, in that span:

#### Receiving TDs of 40-Plus Yards - NFL 2014-23

Player	TDs	Player	TDs
Tyreek Hill.....	26	Tyler Lockett.....	15
DeSean Jackson.....	19	Amari Cooper.....	14
<b>Brandin Cooks.....</b>	<b>15</b>	Antonio Brown.....	13
Odell Beckham Jr.....	15	Mike Evans.....	13

### ★ CONSISTENTLY COOKING ★

Brandin Cooks has been traded four times in his career, and the Cowboys are his fifth team since he entered the league in 2014. Despite being traded to four different teams, Cooks' production has not stopped. He joined Brandon Marshall as the only players in NFL history to record at least 1,000 receiving yards in a season with four different teams.

In his nine-year career, Cooks has recorded six 1,000-yard seasons, tied for fourth among active players.

#### Most 1,000-Yard Receiving Seasons - Active Players

Player	Seasons	Player	Seasons
Mike Evans, TB.....	9	Amari Cooper, Cle.....	6
Travis Kelce, KC.....	7	DeAndre Hopkins, Ten.....	6
Julio Jones.....	7	A.J. Green.....	6
<b>Brandin Cooks, Dal.....</b>	<b>6</b>		

Cooks brings valuable experience to the Cowboys wide receivers room, as his 135 career games played rank fourth among wide receivers since 2014:

#### Games Played - Wide Receivers 2014-23

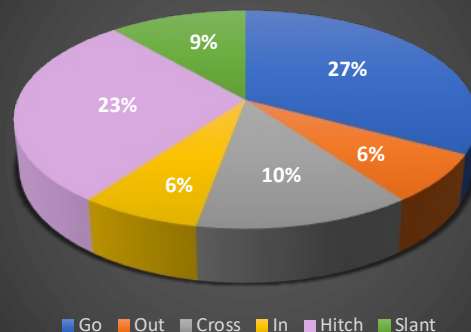
Player	GP	Player	GP
Mike Evans, TB.....	141	DeAndre Hopkins.....	133
Adam Thielen, Car.....	139	Jarvis Landry.....	132
Davante Adams, LV.....	137	Robert Woods.....	132
<b>Brandin Cooks, Dal.....</b>	<b>135</b>	Tyler Lockett.....	131



### ★ COOKS ROUTE FREQUENCY ★

Below is a quick snapshot of Brandin Cooks' route frequency in 2023:

Brandin Cooks Route Frequency - 2023



## OFFENSIVE NOTES

### ★ POINTS GALORE ★

Dallas is off to a blazing start with a 3-1 record. In those three wins, the Cowboys have outscored their opponents 108-13.

Through four games, Dallas leads the league with a +83 point differential, the third-highest point differential through four games in Cowboys history:

#### Point Differential Through Four Games - Cowboys History

Season	PF	PA	Differential
1966	183	45	+138
1968	159	43	+116
<b>2023</b>	<b>124</b>	<b>41</b>	<b>+83</b>
2007	151	72	+79

Dallas' 124 points scored in 2023 are also the seventh-most points through four games in team history.

### ★ 40-BURGER ★

Dallas is no stranger when it came to lighting up the scoreboard in 2023, as it ranks fourth in points-per-game (31.0). The Cowboys scored at least 40 points in four games in 2022 - most in the NFL - and scored 40 points in the season-opening shutout win at the New York Giants (9/10):

#### Dallas Cowboys 40-Point Games - 2022-23

Opp, Date	Score
vs. Chi, 10/30/22	49-29
at Min, 11/20/22	40-3
vs. Ind, 12/4/22	54-19
vs. Phi, 12/24/22	40-34
<b>at NYG, 9/10/23</b>	<b>40-0</b>

Since Head Coach Mike McCarthy arrived in 2020, the Cowboys have the most 40-point outings (12 games) among NFL teams. Ten of those 12 40-point games came from 2021-23:

#### Most 40-Point Games - NFL 2020-23

Team	40+ Gms	Player	40+ Gms
<b>Dallas</b>	<b>12</b>	Tampa Bay	7
Kansas City	8	Green Bay	6
Buffalo	8		

### ★ THIRD DOWN SUCCESS ★

Dallas has been exceptional on third down to start the 2023 season. The Cowboys lead the NFL with a 51.6% third down conversion rate:

#### Third Down Conversion Percentage - NFL 2023

Team	3DAtt	3DConv.	3DPct
<b>Dallas</b>	<b>62</b>	<b>32</b>	<b>51.6%</b>
Buffalo	51	26	51.0%
Kansas City	53	26	49.1%
Houston	64	31	48.4%
Baltimore	57	27	47.4%
Tampa Bay	57	27	47.4%

Below is a breakdown of the Cowboys third down conversions by distance in 2023:

3rd & Short (<4 Yds)	3rd & Med (4-6 Yds)	3rd & Long (>6 Yds)	3rd & 10+
14-21 (66.7%)	12-16 (75.0%)	6-25 (24.0%)	2-12 (16.7%)
Rank: t-11th	Rank: 1st	Rank: 15th	Rank: t-16th

### ★ TAKE CARE (FT. COWBOYS) ★

One portion of Dallas' complementary football formula is its ability to take care of the ball on offense. The Cowboys are one-of-three teams to have just one turnover in 2023:

#### Giveaways - NFL 2023

Team	INT	FUM	Total
<b>Dallas</b>	<b>1</b>	<b>0</b>	<b>1</b>
San Francisco	0	1	1
Seattle	1	0	1
Arizona	0	2	2
Houston	0	2	2
LA Chargers	1	1	2

Dallas' one giveaway in the first four games of the 2023 season are the fewest turnovers through four games in any season in franchise history:

#### Fewest Turnovers Through Three Games - Cowboys History

Season	TO	Season	TO
<b>2023</b>	<b>1</b>	2021	3
2022	2	1966	3
2016	2		

### ★ MOVE THE CHAINS ★

The Cowboys offense has racked up first downs in 2023, as their 92 first downs are tied for fourth in the NFL and their 33 rushing first downs rank sixth:

#### Total First Downs Made - NFL 2023

Team	Rush1D	Pass1D	Pen1D	Tot1D
Miami	31	66	5	102
San Francisco	35	54	10	99
LA Rams	27	62	8	97
<b>Dallas</b>	<b>33</b>	<b>50</b>	<b>9</b>	<b>92</b>
Buffalo	36	52	4	92

### ★ YAC ATTACK ★

In 2023 the Dallas Cowboys have put an emphasis on distributing the ball quickly to their playmakers in space. According to TruMedia, the Dallas Cowboys have the least air yards-per-attempt (5.6) in the NFL this season when airing it out:

#### Least Air Yards-Per-Attempt - NFL 2023

Team	Att	Air Yds	AY/Att
<b>Dallas</b>	<b>139</b>	<b>780</b>	<b>5.6</b>
Cincinnati	152	938	6.2
Seattle	129	811	6.3
N.Y. Giants	134	843	6.3
Jacksonville	146	967	6.6

Due to short passes, Cowboys pass catchers have made up for it with yards after the catch. Dallas is seventh in yards after the catch (485):

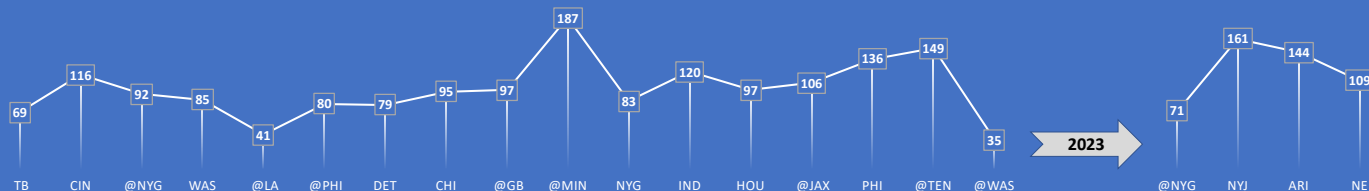
#### Team Yards After Catch - NFL 2023

Team	YAC	Team	YAC
Miami	644	Buffalo	525
Houston	577	Minnesota	496
Kansas City	557	<b>Dallas</b>	<b>485</b>
LA Chargers	543	Pittsburgh	474

### ★ YARDS AFTER THE CATCH - GxG ★

Head Coach Mike McCarthy's West Coast principles have shown up early in 2023. After ranking 24th in yards after the catch in 2022, Dallas is seventh in the NFL with 485 YAC during 2023. Below is a game-by-game breakdown of Dallas' YAC from 2022-23:

DALLAS COWBOYS YARDS AFTER THE CATCH - 2022-23



## OFFENSIVE NOTES, CONT.

### ★ SUSTAINING SUCCESS ★

Due to a high third down conversion rate, the Cowboys have sustained long drives in 2023. After finishing with the 17th-most 10-play drives (31) in 2022, Dallas leads the NFL in 2023 with 16 different 10-play drives and have cashed in for points on all but one of those 10-play drives:

Team	Most 10-Play Drives - NFL 2023				
	10-Play Dr	TDs	FGs	Tot Scores	Efficcy
<b>Dallas</b> .....	<b>16</b>	<b>5</b>	<b>10</b>	<b>15</b>	<b>93.8%</b>
Philadelphia.....	11	3	3	6	54.5%
Carolina.....	11	3	6	9	81.8%

The Cowboys have scored on 21 possessions in 2023. On scoring drives, Dallas is averaging 10.1 plays-per-drive, the most plays-per-scoring drive in the NFL this season:

Season	Plays-Per-Scoring Drive - NFL 2023	
	Avg. Plys	Avg. Plys
<b>Dallas</b> .....	<b>10.10</b>	Cincinnati.....9.60
New Orleans.....	10.08	Atlanta.....9.38
LA Rams.....	9.95	Tampa Bay.....9.20

### ★ COMING AWAY WITH POINTS ★

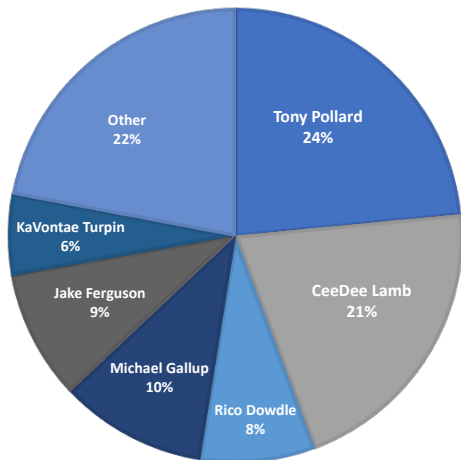
The Cowboys have entered the redzone 19 times in 2023, tied with Buffalo for the most red zone trips. Despite struggling to reach the end zone early this season when inside the 20-yard line, Dallas has come away with 80 points in the red zone, seventh in the NFL:

Team	Most Points in the Red Zone - NFL 2023			
	RZ Trips	TDs	FGs	Tot Points
Buffalo.....	19	13	5	106
Miami.....	18	14	2	102
San Francisco.....	18	12	6	102
LA Chargers.....	16	11	5	93
Baltimore.....	15	12	2	91
Seattle.....	17	10	6	88
<b>Dallas</b> .....	<b>19</b>	<b>7</b>	<b>10</b>	<b>80</b>
Kansas City.....	16	9	5	78
Washington.....	15	9	3	73
LA Rams.....	13	8	5	71

### ★ DIVIDING UP THE PIE ★

Dallas Cowboys Head Coach Mike McCarthy has a plethora of offensive weapons at his disposal. Below is a breakdown of the percentage of yards gained by player in 2023:

**Dallas Cowboys Offensive Breakdown - 1,493 Gross Yards**



### ★ OFFENSIVE LINE SHUFFLE ★

The chart below shows the average age and experience of the Cowboys expected offensive line going into Week 1 versus the starting combination in each week of the season:

	Expected Offensive Line Entering 2023 Season				
	LT	LG	C	RG	RT
	Tyron Smith	Tyler Smith	T. Biadasz	Z. Martin	T. Steele
Age	32	22	25	32	26
Exp.	13	2	4	10	4
<b>Avg. Age</b> -	27.4 years				
<b>Avg. Exp.</b> -	6.6 years				

	Offensive Line in Week 1 at N.Y. Giants				
	LT	LG	C	RG	RT
	Tyron Smith	C. Edoga	T. Biadasz	Z. Martin	T. Steele
Age	32	26	25	32	26
Exp.	13	5	4	10	4
<b>Avg. Age</b> -	28.2 years				
<b>Avg. Exp.</b> -	7.2 years				

	Offensive Line in Week 2 vs. N.Y. Jets				
	LT	LG	C	RG	RT
	Tyron Smith	C. Edoga	T. Biadasz	Z. Martin	T. Steele
Age	32	26	25	32	26
Exp.	13	5	4	10	4
<b>Avg. Age</b> -	28.2 years				
<b>Avg. Exp.</b> -	7.2 years				

	Offensive Line in Week 3 at Arizona				
	LT	LG	C	RG	RT
	C. Edoga	Tyler Smith	B. Hoffman	T.J. Bass	T. Steele
Age	26	22	24	24	26
Exp.	5	2	1	R	4
<b>Avg. Age</b> -	24.4 years				
<b>Avg. Exp.</b> -	2.6 years				

	Offensive Line in Week 4 vs. New England				
	LT	LG	C	RG	RT
	C. Edoga	Tyler Smith	T. Biadasz	Z. Martin	T. Steele
Age	26	22	25	32	26
Exp.	5	2	4	10	4
<b>Avg. Age</b> -	26.2 years				
<b>Avg. Exp.</b> -	5.0 years				

### ★ POINTS OFF TAKEAWAYS ★

The Cowboys defense is tied for second in the NFL with 10 takeaways in 2023. Dak Prescott and the Dallas offense have capitalized on those takeaways, as the Cowboys rank second in the NFL with 38 points off 10 takeaways:

**Most Points Off Takeaways - 2023 NFL**

Team	Takeaways	Points	Pct of Tot Pts Scored on TAs
Buffalo.....	11	40	28.8%
<b>Dallas</b> .....	<b>10</b>	<b>38</b>	<b>30.6%</b>
Seattle.....	6	31	27.9%
LA Chargers.....	7	28	25.5%
Miami.....	5	28	18.7%
Philadelphia.....	8	26	22.0%

### ★ TIME OF POSSESSION ★

Part of Mike McCarthy's complementary football formula is dominating the time of possession. The Cowboys held the ball for 42:15 against the N.Y. Jets (9/17), the second-highest mark for a non-overtime, regular season game in franchise history. The only higher time of possession for a Cowboys non-overtime game was in 1983 against Philadelphia (10/16, 43:43).

In 2023, Dallas is averaging 34:37 in time of possession, good for second in the NFL this season:

**Time of Possession Leaders - NFL 2023**

Team	TOP	Team	TOP
Cleveland.....	34:59	Philadelphia.....	34:10
<b>Dallas</b> .....	<b>34:37</b>	LA Rams.....	33:30
Buffalo.....	34:25	San Francisco.....	33:09

## SECONDARY NOTES



### 2023 PASS DEFENSE STATS

7

Interceptions  
(2nd)

55.2

Passer Rating Against  
(1st)

148.0

Net Passing Yards/Game  
(2nd)

### ★ NOT SO BLAND ★

The Dallas Cowboys selected rookie cornerback DaRon Bland in the fifth round (167th overall) of the 2022 NFL Draft. As a rookie, Bland filled in as a starter at both nickel corner and outside corner due to injuries. Bland stepped up for the Dallas secondary, tying for second among NFL rookies with five interceptions, and his five picks were the most by a Cowboys rookie since 2002 (Roy Williams and Derek Ross).

Bland is up to the task once again in 2023, as he was thrust into the starting outside cornerback role when All-Pro corner Trevon Diggs was lost to a season-ending knee injury.

Bland has stepped right in and is tied for the league-lead with three interceptions in 2023. He also has more interceptions (eight) than any other player since entering the league in 2022:

#### Interceptions - NFL 2022-23

Player	INT	Player	INT
<b>DaRon Bland, Dal</b> .....	<b>8</b>	Patrick Peterson, Min/Pit	6
Jessie Bates III, Cin/Atl	7	Justin Simmons, Den	6
Minkah Fitzpatrick, Pit	6	Riq Woolen, Sea	6
C.J. Gardner-Johnson, Det	6	Levi Wallace, Pit	6
Talanoa Hufanga, SF	6		

### ★ NOT JUST ONE ★

In his young career, DaRon Bland has two games with multiple interceptions (vs. Indianapolis, 12/4/22 and vs. New England, 10/1/23). Bland is one-of-four players in franchise history with two multi-interception games in his first two seasons:

#### Most Multi-Interception Games in First Two Seasons Cowboys History

Player	Games	Player	Games
Everson Walls, 1981-82	5	<b>Trevon Diggs, 2020-21</b>	2
Mike Gaechter, 1962-63	2	<b>DaRon Bland, 2022-23</b>	2

### ★ GILLY LOCK ★

The Dallas Cowboys added a lockdown corner when they traded a 2023 fifth round pick to the Colts for the former 2019 NFL Defensive Player of the Year, Stephon Gilmore, who has added a veteran presence to the Dallas secondary.

In his first game as a Dallas Cowboy, Gilmore recorded his 30th career interception, the fifth-most among active players.

#### NFL Pass Defense Leaders - Active Players

Interceptions	Pass Breakups
1. Patrick Peterson (35)	1. Darius Slay (137)
2. Harrison Smith (34)	<b>2. Stephon Gilmore (131)</b>
3. Tashaun Gipson Sr. (32)	3. Patrick Peterson (116)
Marcus Peters (32)	4. Kareem Jackson (109)
<b>5. Stephon Gilmore (30)</b>	5. James Bradberry (100)

### ★ TO THE HOUSE ★

DaRon Bland is one-of-three players with three interceptions in 2023. Bland returned two of his interceptions for touchdowns, becoming the third corner in Cowboys history with multiple pick-sixes in the same season, joining Trevon Diggs (two) in 2021 and Larry Brown (two) in 1995.

Along with being tied for the league lead in interceptions (three), Bland is the only player in the NFL this season with two pick-sixes. He is also one-of-seven players in the last decade to record multiple pick-sixes in his first two seasons:

#### Most Pick-Sixes in First Two Seasons - 2014-23

Player	INT TD	Player	INT TD
Eddie Jackson, Chi	3	Desmond King, LAC	2
<b>DaRon Bland, Dal</b>	<b>2</b>	Deion Jones, Atl	2
Trevon Diggs, Dal	2	Marcus Peters, KC	2
Minkah Fitzpatrick, Pit	2		

### ★ LOOK AWAY ★

Dallas is second in the NFL with seven interceptions and seventh with 21 pass breakups. Opposing quarterbacks have struggled against the Cowboys secondary, as Dallas' 55.2 opponent passer rating leads all NFL defenses.

When targeted before his season-ending injury in Week 3, Diggs allowed a passer rating of 1.0. Second-year corner DaRon Bland has stepped right in, and when targeted has allowed a passer rating of 34.5, good for third in the league:

#### Passer Rating Against (min. 75 coverage snaps) - 2023

Rnk Player, Team	Tgt	INT	PsRtingAg
1. Kendall Fuller, Was	14	1	26.5
2. Ahkello Witherspoon, LAR	16	1	33.3
<b>3. DaRon Bland, Dal</b>	<b>18</b>	<b>3</b>	<b>34.5</b>
4. Steven Nelson, Hou	12	2	39.2
5. Paulson Adebo, NO	9	1	43.5
6. Joshua Williams, KC	8	0	48.4
7. Martin Emerson Jr., Cle	14	0	50.9
8. Marshon Lattimore, NO	18	1	55.8

### ★ JACK OF ALL TRADES ★

After playing primarily as a slot corner in 2022, Bland was forced to move to the outside in Week 3 after Trevon Diggs suffered a season-ending knee injury. Below are his snap counts when lining up in the secondary, per PFF (does not include special teams or lining up in the box):

	NCB	CB	S	Total
Week 1 at NYG	47	1	0	48
Week 2 vs. NYJ	24	0	0	24
Week 3 at ARI	2	47	0	49
Week 4 vs. NE	3	40	0	43

# MICAH PARSONS NOTES



## BY THE NUMBERS

**30.5** Career Sacks  
\*fifth in the NFL since 2021

**184** Career Pressures  
\*third in the NFL since 2021, per PFF

**21.4** Pressure Percentage  
\*leads all edge defenders since 2021



2023 DALLAS COWBOYS

### ★ THE LIONBACKER ★

Micah Parsons proved to be explosive off the edge in his first two seasons with Dallas. Parsons led the NFL with 90 quarterback pressures and a league high 19.3% pressure percentage in 2022.

Parsons has not slowed down in 2023. His 27 pressures are tied for the most in the NFL, and he has pressured quarterbacks on 23.9% of his pass rushes, also first among all NFL defenders with at least 75 pass rush attempts:

Quarterback Pressures, PFF 2023			
Player	Pressures	Ps Rush	Prsr%
<b>Micah Parsons, Dal</b> .....	<b>27</b>	<b>113</b>	<b>23.9%</b>
Aidan Hutchison, Det .....	27	170	15.9%
Maxx Crosby, LV .....	27	147	18.4%
Myles Garrett, Cle .....	23	107	21.5%
T.J. Watt, Pit .....	22	141	14.4%
Aaron Donald, LAR .....	22	136	16.2%

NFL Next Gen Stats clocked Parsons at an average pass rush get-off of 0.57 seconds against the N.Y. Jets (9/17) – the fastest of any player in a game over the last two years.

Parsons also led all NFL players in Week 4 with 10 pressures in the win over New England (10/1).

### ★ BEWARE OF THE LION ★

Micah Parsons is one of the game's top pass rushers, and he led the league in pass rush win rate (30%) in 2022. Through four games in 2023, Parsons is once again atop the NFL in pass rush win rate (36%), which occurs when a defender beats his block in less than 2.5 seconds:

Pass Rush Win Rate - NFL 2023				
Rk	Player, Team	Wins	Plays	PRWR
1.	<b>Micah Parsons, Dal</b> .....	<b>23</b>	<b>64</b>	<b>36%</b>
2.	Boye Mafe, Sea .....	16	46	35%
3.	Will Anderson Jr., Hou .....	20	64	31%
4.	Myles Garrett, Cle .....	15	51	29%
5.	Bryce Huff, NYJ .....	13	45	29%
6.	Trey Hendrickson, Cin .....	15	52	29%
7.	Leonard Floyd, Buf .....	12	43	28%
8.	Samson Ebukam, SF .....	18	68	26%

\*A pass rush win occurs when a defender beats his block in less than 2.5 seconds.

### ★ THE LION IS ALWAYS HUNGRY ★

Micah Parsons was on the prowl for opposing quarterbacks in his first two seasons with the Dallas Cowboys, finishing with 13.0 sacks as a rookie and 13.5 sacks in 2022, good for seventh in the NFL.

In 2023 Parsons is tied for sixth in the NFL with 4.0 sacks:

Sack Leaders - NFL 2023			
Player, Team	Sacks	Player	Sacks
Josh Allen, Jax .....	6.0	<b>Micah Parsons, Dal</b> .....	<b>4.0</b>
Khalil Mack, LAC .....	6.0	Maxx Crosby, LV .....	4.0
T.J. Watt, Pit .....	6.0	Dennis Gardeck, Ari .....	4.0
Myles Garrett, Cle .....	5.5	Matthew Judon, NE .....	4.0
Danielle Hunter, Min .....	5.0		

Parsons' career sack total is up to 30.5, tied with Myles Garrett for the seventh-most sacks in a NFL player's first 37 career games since sacks became official in 1982:

#### Most Sacks Through 37 Career Games Since 1982

Player/Team	Seasons	Sacks
Reggie White, Phi .....	1985-87	45.0
Aldon Smith, SF .....	2011-13	38.0
Derrick Thomas, KC .....	1989-91	35.5
Von Miller, Den .....	2011-13	34.0
Anthony Smith, Oak .....	1991-93	33.5
Shawne Merriman, SD .....	2005-07	32.5
Myles Garrett, Cle .....	2017-19	30.5
<b>Micah Parsons, Dal</b> .....	<b>2021-23</b>	<b>30.5</b>
J.J. Watt, Hou .....	2011-13	29.5
Joey Bosa, LAC .....	2016-18	29.5

With 2.0 sacks against the N.Y. Jets (9/17), Parsons has 10 career games with 2.0-plus sacks. He is one-of-four players with 10 games of 2.0-or-more sacks in a player's first 37 career contests since 1982:

#### Most Games with 2.0 Sacks Through 37 Career Games Since 1982

Player/Team	2.0-Sack Gms	Seasons
Reggie White, Phi .....	13	1985-87
Aldon Smith, SF .....	10	2011-13
Shawne Merriman, SD .....	10	2005-07
<b>Micah Parsons, Dal</b> .....	<b>10</b>	<b>2021-23</b>
Anthony Smith, Oak .....	8	1991-93
J.J. Watt, Hou .....	8	2011-13

## PASS RUSH NOTES

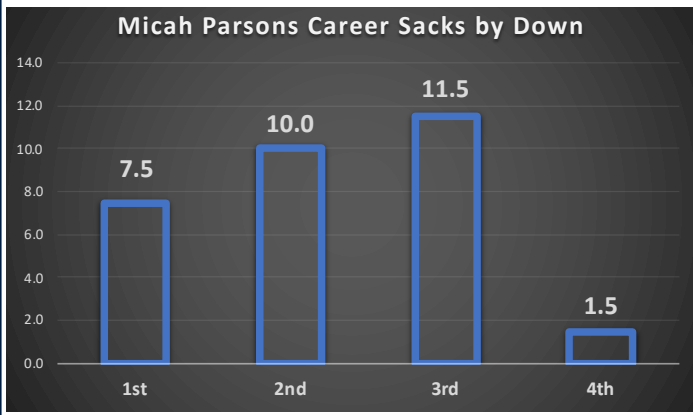
### ★ THE PARSONS GAMBIT ★

Micah Parsons lines up all over the defense for Dallas in 2021, making him one of the most versatile players in the NFL. The Cowboys will continue to showcase Parsons' versatility in 2023. Below are his snap counts by position, per PFF:

	DLine	LB	CB	S	Total
Week 1 at NYG	33	7	0	0	40
Week 2 vs. NYJ	37	4	0	0	41
Week 3 at ARI	49	6	0	0	55
Week 4 vs. NE	41	3	0	0	44
<b>Totals</b>	<b>160</b>	<b>20</b>	<b>0</b>	<b>0</b>	<b>180</b>

### ★ PARSONS SACKS BY DOWN ★

Micah Parsons has recorded 30.5 career sacks in the regular season. Below is a breakdown of his sacks by down:



### ★ NFC DEFENSIVE POTM ★



Micah Parsons was named NFC Defensive Player of the Month for September, becoming just the fourth Cowboys defender to win the award for Dallas.

Parsons exploded out of the gates in 2023, registering 10 tackles, two for loss, 4.0 sacks and 15 pressures. He registered at least 1.0 sack in each of the September games. He was the fifth Cowboys player to start the season with a three-game sack streak and the first since DeMarcus Lawrence in 2017.

NFL Next Gen Stats had Parsons as the NFL's leader in pass rush win rate in September (40%), which occurs when a defender beats his block in less than 2.5 seconds.

In Week 2 against the N.Y. Jets (9/17), Parsons led the Cowboys to a win and recorded 2.0 sacks, a forced fumble and fumble recovery. For that, the NFL awarded Parsons **NFC Defensive Player of the Week**.

#### Dallas Cowboys to Win NFC Defensive POM

Player	Position	Season	Month
Micah Parsons	LB	2023	September
Trevon Diggs	CB	2021	September
DeMarcus Lawrence	DE	2017	September
Sean Lee	LB	2013	October
Sean Lee	LB	2011	September

### ★ UNDER PRESSURE ★

The Cowboys front six have established themselves as one of the premier pass rushing units in the league. After leading the NFL with 271 pressures in 2022, Dallas ranks fifth in the NFL in 2023 with 92 pressures, per *Pro Football Focus*:

#### Most QB Pressures per PFF - NFL 2023

Team	Pressures
Seattle	98
San Francisco	97
Baltimore	93
Detroit	93
<b>Dallas</b>	<b>92</b>
New York Jets	92
Philadelphia	87

Per NFL's Next Gen Stats, the Cowboys generated pressure on 23-of-37 dropbacks (62.2%) in Week 1 against the N.Y. Giants (9/17), the fourth-highest pressure rate in a game since 2019.

### ★ SACK ATTACK ★

Dallas was effective in rushing opposing passers in 2022, as Dallas' 54 sacks tied for third in the NFL. In 2023 Dallas is tied for fifth in the league with 14 sacks:

#### NFL Team Sack Leaders - 2023

Team	Sacks	Team	Sacks
Buffalo	16	Baltimore	15
LA Chargers	16	<b>Dallas</b>	<b>14</b>
Seattle	16	Indianapolis	14

The Cowboys 14 sacks are tied for the ninth-most through three games in franchise history:

#### Most Sacks Through Three Games - Cowboys History

Season	Sacks	Season	Sacks
1987	21	1969	15
1985	20	2022	15
1975	17	<b>2023</b>	<b>14</b>
1994	17	1983	14
1988	16	2013	14
1968	15	2018	14

Below are all of Dallas' 2023 sacks broken down by player:

#### Dallas Cowboys Sack Leaders - 2023

Player	Sacks	Player	Sacks
Micah Parsons	4.0	Dante Fowler	1.0
Osa Odighizuwa	3.0	Chauncey Golston	1.0
Dorance Armstrong	2.0	Sam Williams	1.0
DeMarcus Lawrence	2.0		

### ★ NEGATIVE PLAYS ★

After ranking 24th in opponent negative plays in 2020, Dallas took down opponents behind the line of scrimmage at a high rate since Dan Quinn's arrival in 2021.

In 2023 Dallas has forced 29 negative plays on 219 defensive snaps, a 13.2% negative play percentage that is fifth in the NFL:

#### Opponent Negative Play Percentage - NFL 2023

Team	Def. Plays	Neg. Plays	Neg. Play Pct.
Cleveland	207	36	17.4%
Buffalo	201	31	15.4%
Carolina	237	32	13.5%
Washington	252	34	14.5%
<b>Dallas</b>	<b>219</b>	<b>29</b>	<b>13.2%</b>
Tennessee	247	31	12.6%

In those 29 negative plays, Dallas' opponents have lost 123 yards, ninth-most in the NFL.

## DEFENSIVE NOTES

### ★ TO THE HOUSE ★

The Cowboys set a franchise record with six defensive touchdowns in 2021. Through four games in 2023, Dallas already has three defensive touchdowns, just the fourth time in franchise history that the Cowboys have tallied three defensive touchdowns in the first four contests:

#### Most Defensive Touchdowns Through First Four Games Cowboys History

Season	Def TD	Season	Def TD
2023	3	1999	3
2013	3	1970	3

Dallas is also the first NFL team with three defensive touchdowns in the first four games since Arizona in 2015.

Since Dan Quinn's arrival in 2021, Dallas is tied with New England for the most defensive touchdowns during that span:

#### Most Defensive Touchdowns - NFL 2021-23

Team	INT Ret	Fum Ret	Tot TD
<b>Dallas</b>	7	5	12
New England	8	2	10
Arizona	4	4	8
Philadelphia	5	3	8
Miami	3	5	7

### ★ SCRATCHING TO SCORE ★

In Dallas' three wins, the Cowboys have outscored their opponents 108-13. Through four games in 2023, Dallas has held three of its opponents to 10 points-or-less, and it's just the third time in franchise history that Dallas has allowed 10 points-or-less in three of its first four games, joining the 1970 and 1975 Cowboys teams. Below are the games where Dallas allowed 10 points-or-less this season:

#### Dallas Cowboys Games Allow 10 Points-Or-Less - 2023

Opp, Date	Score
at NYG, 9/10/23	40-0
vs. NYJ, 9/17/23	30-10
vs. NE, 10/1/23	38-3

Through four games, Dallas leads the league with a +83 point differential, the third-highest point differential through four games in Cowboys history:

#### Point Differential Through Four Games - Cowboys History

Season	PF	PA	Differential
1966	183	45	+138
1968	159	43	+116
<b>2023</b>	<b>124</b>	<b>41</b>	<b>+83</b>
2007	151	72	+79

### ★ FUMBLEROOSKI ★

Dallas has put an emphasis on takeaways since Dan Quinn arrived as defensive coordinator in 2021. In 2022 Dallas made an effort to jar the ball loose from opposing ball carriers, as the Cowboys led the league with 20 forced fumbles, which was also the most by a Cowboys team since the stat became official in 1994:

The Cowboys have forced five fumbles in 2023, and spanning back to last season, Dallas leads the league in forced fumbles:

#### Team Leaders in Forced Fumbles - 2022-23

Team	FF	Team	FF
<b>Dallas</b>	<b>25</b>	Indianapolis	21
Philadelphia	22	Jacksonville	21

Along with forcing fumbles, Dallas is quick to recover fumbles on the defensive side of the ball. In 2023 Dallas has pounced on two fumble recoveries. Since the start of 2022, Dallas leads the league in defensive fumble recoveries (19).

### ★ TAKEAWAYS IN BUNCHES ★

The Cowboys led the NFL in takeaways in both 2021 (34) and 2022 (32). Dallas became the first NFL team to lead the league in takeaways in back-to-back seasons since the Pittsburgh Steelers from 1972-74.

Early in 2023, Dallas is showing no signs of slowing down as they are tied for second in the NFL with 10 takeaways:

#### Most Takeaways in the NFL - 2023

Team	INT	FR	Takeaways
Buffalo	8	3	11
<b>Dallas</b>	<b>7</b>	<b>3</b>	<b>10</b>
Tampa Bay	6	4	10
Jacksonville	4	5	9

Dallas has recorded three takeaways in three of its four games in 2023, joining Jacksonville as the only two teams with three takeaways in three games this season.

### ★ NO FLY ZONE ★

The Dallas Cowboys were eighth in the NFL in pass defense (200.9) in 2022. In 2023 Dallas has allowed a mere 148.0 net passing yards-per-game, second in the NFL this season:

#### Team Net Passing Yards Allowed-Per-Game - 2023

Team	Yds/Game
Cleveland	125.0
<b>Dallas</b>	<b>148.0</b>
Baltimore	168.3
Buffalo	169.5
Atlanta	176.3

Dallas' 148.0 net passing yards allowed-per-game is the lowest mark by a Cowboys team through four games since 1997 (146.8).

### ★ THIRD-AND-I GOT THIS ★

The Cowboys have held opponents to 15-of-49 on third downs in 2023, a 30.6% opponent third down conversion rate that is fourth in the NFL. When limiting opposing offenses on first and second down, the Cowboys defense has given opponents fits on third and long (more than six yards). Dallas is the only team in the league to allow just one first down on third and long in 2023:

Below is a breakdown of the Cowboys opponent third down conversions by distance in 2023:

#### Cowboys Third Down Defense in 2023

3rd & Short (<4 Yds)	3rd & Med (4-6 Yds)	3rd & Long (>6 Yds)	3rd & 10+
9-15 (60.0%)	5-14 (35.7%)	1-20 (5.0%)	0-10 (0.0%)
Rank: t-14th	Rank: 9th	Rank: 1st	Rank: t-1st

### ★ NO POINTS FOR YOU ★

The Cowboys have allowed four touchdowns on 43 drives in 2023, a 9.3% opponent touchdown efficiency that is second in the NFL behind Baltimore (6.3%).

Dallas has also held its opponents to nine total scores (four touchdowns and five field goals) on 43 drives, a 20.9% opponent scoring efficiency that is also second in the NFL:

#### Lowest Opponent Scoring Efficiency in 2023

Team	Opp Drives	Scoring Drives	Score%
Baltimore	51	9	17.6%
<b>Dallas</b>	<b>43</b>	<b>9</b>	<b>20.9%</b>
Kansas City	43	10	23.3%
Buffalo	42	10	23.8%
Baltimore	48	13	27.1%
Jacksonville	44	12	27.3%

## SPECIAL TEAMS NOTES



### 2023 SEASON (NFL Rank)

**13** Field Goals (T-1st)

**28** Touchbacks (1st)

**48** Kicking Points (T-1st)

### ★ ACCURATE AUBREY ★

Brandon Aubrey, who spent his collegiate athletic career as a soccer player at Notre Dame, leads the NFL in field goals (13) and is tied for the league lead in field goal percentage (100%).

Aubrey has made all 13 of his field goal attempts in 2023. He is the first kicker in the Super Bowl era to make his first 13 field goal attempts in the first four games of his career. Aubrey is also the eighth kicker in league history to start his career 13-for-13 or better:

#### Most Field Goals Made Without Missing To Start Career NFL History

Player, Season	FGM	FGA
Travis Coons, 2015 .....	18	18
Chandler Catanzaro, 2014 .....	17	17
Kai Forbath, 2012 .....	17	17
Austin Seibert, 2019 .....	16	16
Garrett Hartley, 2008-09 .....	16	16
Greg Zuerlein, 2012 .....	15	15
Kris Brown, 1999 .....	13	13
<b>Brandon Aubrey, 2023 .....</b>	<b>13</b>	<b>13</b>

### ★ POINT PERSON ★

Brandon Aubrey signed with the Cowboys prior to training camp after kicking two seasons for the Birmingham Stallions in the USFL. Aubrey has been rock solid as a rookie, converting all 10 of his field goal attempts and six-of-seven PATs.

Along with precision, Aubrey has racked up points thanks to touchdowns from all three phases. Aubrey's 48 kicking points in 2023 are tied with Philadelphia's Jake Elliott for best in the NFL and are tied for the second-most through four career games in franchise history:

#### Most Kicking Points in First Four Career Games NFL History

Player	FGM	FGA	FG%	PAT	Pts
Richie Cunningham, 1997 .....	15	16	93.8%	8	53
<b>Brandon Aubrey, 2023 .....</b>	<b>13</b>	<b>13</b>	<b>100.0%</b>	<b>9</b>	<b>48</b>
Harrison Butker, 2017 .....	13	14	92.9%	9	48
Jeff Reed, 2002 .....	14	16	87.5%	6	48
Dan Bailey, 2011 .....	12	13	92.3%	9	45
Rodrigo Blankenship, 2020 .....	12	14	85.7%	9	45
Eddie Murray, 1980 .....	11	14	78.6%	12	45

### ★ LONG BALL BRANDON ★

Along with his efficient start to the season, Aubrey has shown that he has the range to knock down kicks from long range. Aubrey nailed a 55-yard field goal against the N.Y. Jets (9/17), the third-longest field goal by a Cowboys rookie kicker:

#### Longest Field Goals by Cowboys Rookie Kickers

Player	FG Length	Opp, Date
Brett Maher .....	62	Phi, 12/9/18
Brett Maher .....	59	TB, 12/23/18
<b>Brandon Aubrey .....</b>	<b>55</b>	<b>NYJ, 9/17/23</b>

Aubrey made all five of his field goal attempts in the win over the N.Y. Jets (9/17). He became the fourth Cowboys rookie kicker to make at least five field goals in a game and the first since Dan Bailey made six against Washington in 2011 (9/26).

### ★ TOUCHBACK CENTRAL ★

Brandon Aubrey has not allowed opponents to return kickoffs in 2023. Aubrey leads the NFL with 28 touchbacks on 29 kickoffs (96.6% touchback percentage):

#### 2023 NFL Kickoff Touchback Leaders

Player	TB	Player	TB
<b>Brandon Aubrey, Dal .....</b>	<b>28</b>	Harrison Butker, KC .....	21
Jake Elliott, Phi .....	22	Cameron Dicker, LAC .....	21

### ★ BLOCK PARTY ★

Dallas blocked a field goal and returned it for a touchdown against the N.Y. Giants (9/10) for the Cowboys first score of the season. Juanyeh Thomas blocked the kick in his NFL debut, making him the first player in franchise history to block a field goal in his NFL debut and the first NFL player to do so since Baltimore's Brent Urban in 2015.

Since John "Bones" Fassel arrived as Dallas' special teams coordinator in 2020, the Cowboys eight blocked kicks lead the NFL (punts, field goals and PATs):

#### Blocked Kicks - NFL 2020-23

Team	BikPAT	BikFG	BikPunt	BikKck
<b>Dallas .....</b>	<b>2</b>	<b>2</b>	<b>4</b>	<b>8</b>
Carolina .....	2	4	1	7
Indianapolis .....	1	1	4	6
Denver .....	1	5	0	6
Detroit .....	3	0	3	6
Minnesota .....	1	3	2	6

**46.4** Bryan Anger led the NFL and set a franchise record in net punting average (44.6) in 2021. Thus far in 2023, Anger is fifth in the NFL in net average (46.4).





# **ROSTERS AND DEPTH CHART**

# 2023 DALLAS COWBOYS UNOFFICIAL DEPTH CHART

(As of October 3, 2023)

## OFFENSE

<b>WR</b>	88 CeeDee Lamb	<u>83 Jalen Brooks</u>		
<b>LT</b>	77 Tyron Smith	71 Chuma Edoga		
<b>LG</b>	73 Tyler Smith	71 Chuma Edoga	<u>76 Asim Richards</u>	
<b>C</b>	63 Tyler Biadasz	67 Brock Hoffman		
<b>RG</b>	70 Zack Martin	<u>66 T.J. Bass</u>		
<b>RT</b>	78 Terence Steele	71 Chuma Edoga		
<b>TE</b>	87 Jake Ferguson	89 Peyton Hendershot	<u>86 Luke Schoonmaker</u>	
<b>WR</b>	3 Brandin Cooks	9 KaVontae Turpin		
<b>WR</b>	13 Michael Gallup	18 Jalen Tolbert		
<b>QB</b>	4 Dak Prescott	10 Cooper Rush	15 Trey Lance	
<b>RB</b>	20 Tony Pollard	23 Rico Dowdle	<u>42 Deuce Vaughn</u>	<u>40 Hunter Luepke</u>

## DEFENSE

<b>DE</b>	90 DeMarcus Lawrence	54 Sam Williams		
<b>DT</b>	95 Johnathan Hankins	<u>58 Mazi Smith</u>		
<b>DT</b>	97 Osa Odighizuwa	96 Neville Gallimore	99 Chauncey Golston	
<b>DE</b>	92 Dorance Armstrong	56 Dante Fowler	<u>93 Viliami Fehoko</u>	
<b>LB</b>	11 Micah Parsons	33 Damone Clark		
<b>LB</b>	55 Leighton Vander Esch	14 Markquese Bell		
<b>CB</b>	21 Stephon Gilmore	<u>37 Eric Scott</u>		
<b>NCB</b>	2 Jourdan Lewis	29 C.J. Goodwin		
<b>CB</b>	26 DaRon Bland	19 Noah Igbinoghene		
<b>S</b>	1 Jayron Kearse	24 Israel Mukuamu		
<b>S</b>	6 Donovan Wilson	14 Markquese Bell		
<b>S</b>	28 Malik Hooker	30 Juanyeh Thomas		

## SPECIALISTS

<b>K</b>	<u>17 Brandon Aubrey</u>	
<b>P</b>	5 Bryan Anger	
<b>LS</b>	44 Trent Sieg	
<b>H</b>	5 Bryan Anger	
<b>KR</b>	9 KaVontae Turpin	<u>42 Deuce Vaughn</u>
<b>PR</b>	9 KaVontae Turpin	<u>42 Deuce Vaughn</u>

## PRONUNCIATION GUIDE

Dorance Armstrong	DOOR-intz	Hunter Luepke	LIP-key
Markquese Bell	mar-KEESE	Israel Mukuamu	MOO-kwah-moo
Tyler Biadasz	bee-AH-dish	Osa Odighizuwa	oh-DIGGY-zoowa
DaRon Bland	duh-RON	Asim Richards	AH-sum
Damone Clark	duh-MONE	Luke Schoonmaker	SKOON-maker
Rico Dowdle	DOWD-ill	Trent Sieg	SIG
Chuma Edoga	chu-MA ee-doe-GAH	Mazi Smith	MAH-zee
Viliami Fehoko	villy-AH-me fuh-HO-ko	Tyron Smith	TIE-rin
Stephon Gilmore	steph-AHN	Juanyeh Thomas	ONE-yay
Noah Igbinoghene	IGG-bin-AWG-guh-nee	KaVontae Turpin	kuh-VON-tay
Jayron Kearse	JAY-RON		

## COACHING STAFF

**HEAD COACH:** Mike McCarthy

**ASSISTANTS:** Jeff Blasko (Running Game Coordinator/Running Backs), Ramon Chinyoung (Quality Control/Asst. Offensive Line), Aden Durde (Defensive Line), John Fassel (Special Teams Coordinator), Ryan Feder (Game Management/Off. Assistant), Sharrif Floyd (Quality Control/Asst. Defensive Line), Will Harriger (Offensive Assistant/Quality Control), Evan Harrington (Offensive Assistant), Al Harris (Defensive Backs), Chase Haslett (Assistant Tight Ends), Cannon Matthews (Assistant Defensive Backs), Scott McCurley (Linebackers), Harold Nash (Strength & Conditioning Coordinator), Pete Ohnegian (Quality Control/Defensive Assistant), Robert Prince (Wide Receivers), Dan Quinn (Defensive Coordinator), Justin Rudd (Coaching Operations Manager/Football Analytics), Brian Schottenheimer (Offensive Coordinator), Eric Simonelli (Quality Control Analytics), Cedric Smith (Assistant Strength & Conditioning), Kendall Smith (Assistant Strength & Conditioning), Mike Solari (Offensive Line), Rayna Stewart (Assistant Special Teams), Darian Thompson (Quality Control/Asst. Linebackers), Scott Tolzien (Quarterbacks), Lunda Wells (Tight Ends), Joe Whitt (Secondary/Defensive Pass Game Coordinator).

# 2023 DALLAS COWBOYS ALPHABETICAL ROSTER

NO.	NAME	POS	HT	WT	DOB	EXP	COLLEGE	HOMETOWN	GP	GS	DNP	IA
5	Anger, Bryan	P	6-3	214	10/6/1988	12	California	Camarillo, Calif.	4	0	0	0
92	Armstrong, Dorance	DE	6-3	270	6/10/1997	6	Kansas	Houston, Texas	4	0	0	0
17	Aubrey, Brandon	K	6-3	208	3/14/1995	R	Notre Dame	St. Louis, Mo.	4	0	0	0
66	Bass, T.J.	G	6-4	315	3/31/1999	R	Oregon	Deming, Wash.	4	1	0	0
14	Bell, Markquese	LB	6-2	218	12/31/1999	2	Florida A&M	Bridgeton, N.J.	4	0	0	0
63	Biadasz, Tyler	C	6-4	316	11/20/1997	4	Wisconsin	Amherst, Wisc.	3	3	0	1
26	Bland, DaRon	CB	6-2	202	7/12/1999	2	Fresno State	Modesto, Calif.	4	2	0	0
83	Brooks, Jalen	WR	6-1	203	5/7/2000	R	South Carolina	Harrisburg, N.C.	1	0	0	3
33	Clark, Damone	LB	6-2	245	6/28/2000	2	Louisiana State	Baton Rouge, La.	4	4	0	0
3	Cooks, Brandin	WR	5-10	193	9/25/1993	10	Oregon State	Stockton, Calif.	3	3	0	1
23	Dowdle, Rico	RB	5-11	218	6/14/1998	4	South Carolina	Asheville, N.C.	4	0	0	0
71	Edoga, Chuma	OL	6-4	315	5/25/1997	5	Southern California	Atlanta, Ga.	4	4	0	0
93	Fehoko, Viliami	DE	6-4	283	12/16/1999	R	San Jose State	East Palo Alto, Calif.	0	0	0	4
87	Ferguson, Jake	TE	6-5	252	1/18/1999	2	Wisconsin	Madison, Wisc.	4	4	0	0
56	Fowler, Dante	DE	6-3	250	8/3/1994	8	Florida	St. Petersburg, Fla.	4	0	0	0
96	Gallimore, Neville	DT	6-2	315	1/17/1997	4	Oklahoma	Ottawa, Ontario	4	0	0	0
13	Gallup, Michael	WR	6-1	205	3/4/1996	6	Colorado State	Monroe, Ga.	4	4	0	0
21	Gilmore, Stephon	CB	6-0	190	9/19/1990	12	South Carolina	Rock Hill, SC	4	4	0	0
99	Golston, Chauncey	DE	6-5	285	2/10/1998	3	Iowa	Detroit, Mich.	4	2	0	0
29	Goodwin, C.J.	CB	6-3	195	2/4/1990	8	California (PA)	Wheeling, W.V.	4	0	0	0
95	Hankins, Johnathan	DT	6-3	325	3/30/1992	11	Ohio State	Dearborn Heights, Mich.	4	4	0	0
89	Hendershot, Peyton	TE	6-4	250	4/23/1999	2	Indiana	North Salem, Ind.	3	0	0	1
67	Hoffman, Brock	C	6-4	315	7/2/1999	1	Virginia Tech	Statesville, N.C.	4	1	0	0
28	Hooker, Malik	S	6-1	215	4/2/1996	7	Ohio State	New Castle, Pa.	4	4	0	0
19	Igbinoghene, Noah	CB	5-11	194	11/27/1999	4	Auburn	Trussville, Ala.	3	0	0	1
1	Kearse, Jayron	S	6-4	227	2/11/1994	8	Clemson	Fort Myers, Fla.	4	4	0	0
88	Lamb, CeeDee	WR	6-2	197	4/8/1999	4	Oklahoma	Richmond, Texas	4	4	0	0
15	Lance, Trey	QB	6-4	226	5/9/2000	3	North Dakota State	Marshall, Minn.	0	0	0	4
90	Lawrence, DeMarcus	DE	6-3	254	4/28/1992	10	Boise State	Aiken, S.C.	4	4	0	0
2	Lewis, Jourdan	CB	5-10	190	8/31/1995	7	Michigan	Detroit Mich.	3	0	0	1
40	Luepke, Hunter	RB	6-1	245	2/28/2000	R	North Dakota State	Spencer, Wisc.	4	0	0	0
70	Martin, Zack	G	6-4	315	11/20/1990	10	Notre Dame	Indianapolis, Ind.	3	3	0	1
24	Mukuamu, Israel	S	6-4	215	11/28/1999	3	South Carolina	Charlotte, N.C.	2	0	0	2
97	Odighizuwa, Osa	DT	6-2	294	8/13/1998	3	UCLA	Dayton, Ohio	4	4	0	0
11	Parsons, Micah	LB	6-3	250	5/26/1999	3	Penn State	Harrisburg, Pa.	4	4	0	0
20	Pollard, Tony	RB	6-0	215	4/30/1997	5	Memphis	Memphis, Tenn.	4	4	0	0
4	Prescott, Dak	QB	6-2	228	7/29/1993	8	Mississippi State	Haughton, La.	4	4	0	0
76	Richards, Asim	T	6-4	315	10/2/2000	R	North Carolina	Philadelphia, Pa.	4	0	0	0
10	Rush, Cooper	QB	6-3	224	11/21/1993	6	Central Michigan	Charlotte, Mich.	2	0	2	0
86	Schoonmaker, Luke	TE	6-5	255	9/28/1998	R	Michigan	Hamden, Conn.	4	0	0	0
37	Scott, Eric	DB	6-1	205	8/7/1998	R	Southern Mississippi	Basehor, Kan.	0	0	0	4
44	Sieg, Trent	LS	6-3	240	5/19/1995	6	Colorado State	Eaton, Colo.	4	0	0	0
58	Smith, Mazi	DT	6-3	328	6/16/2001	R	Michigan	Grand Rapids, Mich.	4	0	0	0
73	Smith, Tyler	G/T	6-5	320	4/3/2001	2	Tulsa	Fort Worth, Texas	2	2	0	2
77	Smith, Tyron	T	6-5	307	12/12/1990	13	Southern California	Moreno Valley, Calif.	2	2	1	1
78	Steele, Terence	T	6-6	320	6/4/1997	4	Texas Tech	Cibolo, Texas	4	4	0	0
30	Thomas, Juanyeh	S	6-1	215	6/24/2000	1	Georgia Tech	Niceville, Fla.	4	1	0	0
18	Tolbert, Jalen	WR	6-1	200	2/27/1999	2	South Alabama	Mobile, Ala.	4	1	0	0
9	Turpin, KaVontae	WR	5-7	155	8/2/1996	2	TCU	Monroe, La.	4	0	0	0
55	Vander Esch, Leighton	LB	6-4	255	2/8/1996	6	Boise State	Riggins, Idaho	4	4	0	0
42	Vaughn, Deuce	RB	5-5	180	11/2/2001	R	Kansas State	Round Rock, Texas	4	0	0	0
54	Williams, Sam	DE	6-4	262	3/31/1999	2	Mississippi	Montgomery, Ala.	4	0	0	0
6	Wilson, Donovan	S	6-0	205	2/21/1995	5	Texas A&M	Shreveport, La.	2	1	0	2
<b>PRACTICE SQUAD</b>												
80	Billy-Johnson, Tyron	WR	6-1	195	1/8/1996	4	Oklahoma State	New Orleans, La.	0	0	0	0
64	Bostick, Earl	T	6-6	315	12/31/1998	R	Kansas	Barnwell, S.C.	0	0	0	0
31	Butler, Josh	CB	6-0	186	11/25/1996	R	Michigan State	Mesquite, Texas	0	0	0	0
16	Cropper, Jalen	WR	5-11	180	5/3/2001	R	Fresno State	Parlier, Calif.	0	0	0	0
34	Davis, Malik	RB	5-10	205	11/26/1998	2	Florida	Tamp, Fla.	0	0	0	0
48	Fant, Princeton	TE	6-2	250	3/11/1999	R	Tennessee	Nashville, Tenn.	0	0	0	0
65	Harlow, Sean	C	6-4	298	3/28/1995	3	Oregon State	San Clemente, Calif.	1	0	0	0
46	Jefferson, Malik	LB	6-2	245	11/15/1996	4	Texas	Mesquite, TX	1	0	0	0
51	Johnson, Durrell	DE	6-3	260	6/26/1998	R	Liberty	Baltimore, Md.	0	0	0	0
84	McKeon, Sean	TE	6-5	255	12/28/1997	4	Michigan	Dudley, Mass.	1	0	0	0
94	Previlon, Willington	DL	6-5	285	5/19/1997	1	Rutgers	Orange, NJ	0	0	0	0
69	Price, Billy	OL	6-4	312	10/11/1994	6	Ohio State	Austintown, Ohio	0	0	0	0
27	Redwine, Sheldrick	DB	6-0	195	11/6/1996	4	Miami	Miami, FL	0	0	0	0
72	Taylor-Pringle, Alex	T	6-8	320	4/29/1997	1	South Carolina State	Moncks Corner, S.C.	0	0	0	0
91	Wheat, Tyrus	LB	6-2	263	12/8/1999	R	Mississippi State	Amite, La.	0	0	0	0
<b>RESERVE/INJURED</b>												
75	Ball, Josh	T	6-8	320	5/15/1998	3	Marshall	Fredericksburg, Va.	0	0	0	0
7	Diggs, Trevon	CB	6-1	204	9/20/1998	4	Alabama	Gaithersburg, Md.	2	2	0	0
85	Durden, David	WR	6-1	208	12/26/1998	R	West Florida	Midville, Ga.	0	0	0	0
35	Overshown, DeMarvion	LB	6-3	230	8/13/2000	R	Texas	Arp, Texas	0	0	0	0
49	Stephens, John	TE	6-6	245	9/23/1999	R	Louisiana-Lafayette	Logansport, LA.	0	0	0	0
79	Waletzko, Matt	T	6-8	320	12/15/1999	2	North Dakota	Cold Spring, Minn.	0	0	0	0
25	Wright, Nahshon	CB	6-4	200	9/23/1998	3	Oregon State	East Palo Alto, Calif.	0	0	0	0

# 2023 DALLAS COWBOYS NUMERICAL ROSTER

NO.	NAME	POS	HT	WT	AGE	EXP	COLLEGE	HOW ACQ	GP	GS	DNP	IA
1	Jayron Kearse	S	6-4	227	29	8	Clemson	FA-'21	4	4	0	0
2	Jourdan Lewis	CB	5-10	190	28	7	Michigan	D3-'17	3	0	0	1
3	Brandin Cooks	WR	5-10	193	30	10	Oregon State	T(Hou)-'23	3	3	0	1
4	Dak Prescott	QB	6-2	228	30	8	Mississippi State	D4b-'16	4	4	0	0
5	Bryan Anger	P	6-3	214	34	12	California	FA-'21	4	0	0	0
6	Donovan Wilson	S	6-0	205	28	5	Texas A&M	D6-'19	2	1	0	2
9	KaVontae Turpin	WR	5-7	155	27	2	TCU	UDFA-'22	4	0	0	0
10	Cooper Rush	QB	6-3	224	29	6	Central Michigan	FA-'20	2	0	2	0
11	Micah Parsons	LB	6-3	250	24	3	Penn State	D1-'21	4	4	0	0
13	Michael Gallup	WR	6-1	205	27	6	Colorado State	D3-'18	4	4	0	0
14	Markquese Bell	LB	6-2	218	23	2	Florida A&M	UDFA-'22	4	0	0	0
15	Trey Lance	QB	6-4	226	23	3	North Dakota State	T(SF)-'23	0	0	0	4
17	Brandon Aubrey	K	6-3	208	28	R	Notre Dame	FA-'23	4	0	0	0
18	Jalen Tolbert	WR	6-1	200	24	2	South Alabama	D3-'22	4	1	0	0
19	Noah Igbinoghene	CB	5-11	194	23	4	Auburn	T(Mia)-'23	3	0	0	1
20	Tony Pollard	RB	6-0	215	26	5	Memphis	D4a-'19	4	4	0	0
21	Stephon Gilmore	CB	6-0	190	33	12	South Carolina	T(Ind)-'23	4	4	0	0
23	Rico Dowdle	RB	5-11	218	25	4	South Carolina	UDFA-'20	4	0	0	0
24	Israel Mukuamu	S	6-4	215	23	3	South Carolina	D6b-'21	2	0	0	2
26	DaRon Bland	CB	6-2	202	24	2	Fresno State	D5b-'22	4	2	0	0
28	Malik Hooker	S	6-1	215	27	7	Ohio State	FA-'21	4	4	0	0
29	C.J. Goodwin	CB	6-3	195	33	8	California (PA)	PS(Cin)-'18	4	0	0	0
30	Juanyeh Thomas	S	6-1	215	23	1	Georgia Tech	UDFA-'22	4	1	0	0
33	Damone Clark	LB	6-2	245	23	2	Louisiana State	D5c-'22	4	4	0	0
37	Eric Scott	DB	6-1	205	25	R	Southern Mississippi	D6a-'23	0	0	0	4
40	Hunter Luepke	RB	6-1	245	23	R	North Dakota State	UDFA-'23	4	0	0	0
42	Deuce Vaughn	RB	5-5	180	21	R	Kansas State	D6b-'23	4	0	0	0
44	Trent Sieg	LS	6-3	240	28	6	Colorado State	FA-'23	4	0	0	0
54	Sam Williams	DE	6-4	262	24	2	Mississippi	D2-'22	4	0	0	0
55	Leighton Vander Esch	LB	6-4	255	27	6	Boise State	D1-'18	4	4	0	0
56	Dante Fowler	DE	6-3	250	29	8	Florida	UFA-'23	4	0	0	0
58	Mazi Smith	DT	6-3	328	22	R	Michigan	D1-'23	4	0	0	0
63	Tyler Biadasz	C	6-4	316	25	4	Wisconsin	D4b-'20	3	3	0	1
66	T.J. Bass	G	6-4	315	24	R	Oregon	UDFA-'23	4	1	0	0
67	Brock Hoffman	C	6-4	315	24	1	Virginia Tech	FA-'22	4	1	0	0
70	Zack Martin	G	6-4	315	32	10	Notre Dame	D1-'14	3	3	0	1
71	Chuma Edoga	OL	6-4	315	26	5	Southern California	UFA-'23	4	4	0	0
73	Tyler Smith	G/T	6-5	320	22	2	Tulsa	D1-'22	2	2	0	2
76	Asim Richards	T	6-4	315	23	R	North Carolina	D5-'23	4	0	0	0
77	Tyron Smith	T	6-5	307	32	13	Southern California	D1-'11	2	2	1	1
78	Terence Steele	T	6-6	320	26	4	Texas Tech	UDFA-'20	4	4	0	0
83	Jalen Brooks	WR	6-1	203	23	R	South Carolina	D7-'23	1	0	0	3
86	Luke Schoonmaker	TE	6-5	255	25	R	Michigan	D2-'23	4	0	0	0
87	Jake Ferguson	TE	6-5	252	24	2	Wisconsin	D4-'22	4	4	0	0
88	CeeDee Lamb	WR	6-2	197	24	4	Oklahoma	D1-'20	4	4	0	0
89	Peyton Hendershot	TE	6-4	250	24	2	Indiana	UDFA-'22	3	0	0	1
90	DeMarcus Lawrence	DE	6-3	254	31	10	Boise State	D2-'14	4	4	0	0
92	Dorance Armstrong	DE	6-3	270	26	6	Kansas	D4a-'18	4	0	0	0
93	Villiami Fehoko	DE	6-4	283	23	R	San Jose State	D4-'23	0	0	0	4
95	Johnathan Hankins	DT	6-3	325	31	11	Ohio State	T(LV)-'22	4	4	0	0
96	Neville Gallimore	DT	6-2	315	26	4	Oklahoma	D3-'20	4	0	0	0
97	Osa Odighizuwa	DT	6-2	294	25	3	UCLA	D3a-'21	4	4	0	0
99	Chauncey Golston	DE	6-5	285	25	3	Iowa	D3b-'21	4	2	0	0
<b>PRACTICE SQUAD</b>												
16	Jalen Cropper	WR	5-11	180	22	R	Fresno State	UDFA-'23	0	0	0	0
27	Sheldrick Redwine	DB	6-0	195	26	4	Miami	FA-'22	0	0	0	0
31	Josh Butler	CB	6-0	186	26	R	Michigan State	FA-'23	0	0	0	0
34	Malik Davis	RB	5-10	205	24	2	Florida	UDFA-'22	0	0	0	0
46	Malik Jefferson	LB	6-2	245	26	4	Texas	FA-'22	1	0	0	0
48	Princeton Fant	TE	6-2	250	24	R	Tennessee	UDFA-'23	0	0	0	0
51	Durrell Johnson	DE	6-3	260	25	R	Liberty	UDFA-'23	0	0	0	0
64	Earl Bostick	T	6-6	315	24	R	Kansas	UDFA-'23	0	0	0	0
65	Sean Harlow	C	6-4	298	28	3	Oregon State	FA-'23	1	0	0	0
69	Billy Price	OL	6-4	312	28	6	Ohio State	FA-'23	0	0	0	0
72	Alex Taylor-Pringle	T	6-8	320	26	1	South Carolina State	FA-'22	0	0	0	0
80	Tyron Billy-Johnson	WR	6-1	195	27	4	Oklahoma State	FA-'23	0	0	0	0
84	Sean McKeon	TE	6-5	255	25	4	Michigan	UDFA-'20	1	0	0	0
91	Tyrus Wheat	LB	6-2	263	23	R	Mississippi State	UDFA-'23	0	0	0	0
94	Willington Previlon	DL	6-5	285	26	1	Rutgers	FA-'23	0	0	0	0
<b>RESERVE/INJURED</b>												
7	Trevon Diggs	CB	6-1	204	25	4	Alabama	D2-'20	2	2	0	0
25	Nahshon Wright	CB	6-4	200	25	3	Oregon State	D3c-'21	0	0	0	0
35	DeMarion Overshown	LB	6-3	230	23	R	Texas	D3-'23	0	0	0	0
49	John Stephens	TE	6-6	245	24	R	Louisiana-Lafayette	UDFA-'23	0	0	0	0
75	Josh Ball	T	6-8	320	25	3	Marshall	D4b-'21	0	0	0	0
79	Matt Waletzko	T	6-8	320	23	2	North Dakota	D5a-'22	0	0	0	0
85	David Durden	WR	6-1	208	24	R	West Florida	UDFA-'23	0	0	0	0

# 2023 DALLAS COWBOYS POSITIONAL ROSTER

NO.	NAME	POS.	HT.	WT.	AGE	EXP.	COLLEGE	HOW ACQ.
<b>QUARTERBACKS (3)</b>								
4	Dak Prescott	QB	6-2	228	30	8	Mississippi State	D4b-'16
10	Cooper Rush	QB	6-3	224	29	6	Central Michigan	FA-'20
15	Trey Lance	QB	6-4	226	23	3	North Dakota State	T(SF)-'23
<b>RUNNING BACKS (4)</b>								
20	Tony Pollard	RB	6-0	215	26	5	Memphis	D4a-'19
23	Rico Dowdle	RB	5-11	218	25	4	South Carolina	UDFA-'20
40	Hunter Luepke	RB	6-1	245	23	R	North Dakota State	UDFA-'23
42	Deuce Vaughn	RB	5-5	180	21	R	Kansas State	D6b-'23
<b>WIDE RECEIVERS (6)</b>								
3	Brandin Cooks	WR	5-10	193	30	10	Oregon State	T(Hou)-'23
9	KaVontae Turpin	WR	5-7	155	27	2	TCU	UDFA-'22
13	Michael Gallup	WR	6-1	205	27	6	Colorado State	D3-'18
18	Jalen Tolbert	WR	6-1	200	24	2	South Alabama	D3-'22
83	Jalen Brooks	WR	6-1	203	23	R	South Carolina	D7-'23
88	CeeDee Lamb	WR	6-2	197	24	4	Oklahoma	D1-'20
<b>TIGHT ENDS (3)</b>								
86	Luke Schoonmaker	TE	6-5	255	25	R	Michigan	D2-'23
87	Jake Ferguson	TE	6-5	252	24	2	Wisconsin	D4-'22
89	Peyton Hendershot	TE	6-4	250	24	2	Indiana	UDFA-'22
<b>OFFENSIVE LINE (9)</b>								
63	Tyler Biadasz	C	6-4	316	25	4	Wisconsin	D4b-'20
66	T.J. Bass	G	6-4	315	24	R	Oregon	UDFA-'23
67	Brock Hoffman	C	6-4	315	24	1	Virginia Tech	FA-'22
70	Zack Martin	G	6-4	315	32	10	Notre Dame	D1-'14
71	Chuma Edoga	OL	6-4	315	26	5	Southern California	UFA-'23
73	Tyler Smith	G/T	6-5	320	22	2	Tulsa	D1-'22
76	Asim Richards	T	6-4	315	23	R	North Carolina	D5-'23
77	Tyron Smith	T	6-5	307	32	13	Southern California	D1-'11
78	Terence Steele	T	6-6	320	26	4	Texas Tech	UDFA-'20
<b>DEFENSIVE LINE (10)</b>								
54	Sam Williams	DE	6-4	262	24	2	Mississippi	D2-'22
56	Dante Fowler	DE	6-3	250	29	8	Florida	UFA-'23
58	Mazi Smith	DT	6-3	328	22	R	Michigan	D1-'23
90	DeMarcus Lawrence	DE	6-3	254	31	10	Boise State	D2-'14
92	Dorance Armstrong	DE	6-3	270	26	6	Kansas	D4a-'18
93	Viliami Fehoko	DE	6-4	283	23	R	San Jose State	D4-'23
95	Johnathan Hankins	DT	6-3	325	31	11	Ohio State	T(LV)-'22
96	Neville Gallimore	DT	6-2	315	26	4	Oklahoma	D3-'20
97	Osa Odighizuwa	DT	6-2	294	25	3	UCLA	D3a-'21
99	Chauncey Golston	DE	6-5	285	25	3	Iowa	D3b-'21
<b>LINEBACKERS (4)</b>								
11	Micah Parsons	LB	6-3	250	24	3	Penn State	D1-'21
14	Markquese Bell	LB	6-2	218	23	2	Florida A&M	UDFA-'22
33	Damone Clark	LB	6-2	245	23	2	Louisiana State	D5c-'22
55	Leighton Vander Esch	LB	6-4	255	27	6	Boise State	D1-'18
<b>DEFENSIVE BACKS (11)</b>								
1	Jayron Kearse	S	6-4	227	29	8	Clemson	FA-'21
2	Jourdan Lewis	CB	5-10	190	28	7	Michigan	D3-'17
6	Donovan Wilson	S	6-0	205	28	5	Texas A&M	D6-'19
19	Noah Igbinoghene	CB	5-11	194	23	4	Auburn	T(Mia)-'23
21	Stephon Gilmore	CB	6-0	190	33	12	South Carolina	T(Ind)-'23
24	Israel Mukuamu	S	6-4	215	23	3	South Carolina	D6b-'21
26	DaRon Bland	CB	6-2	202	24	2	Fresno State	D5b-'22
28	Malik Hooker	S	6-1	215	27	7	Ohio State	FA-'21
29	C.J. Goodwin	CB	6-3	195	33	8	California (PA)	PS(Cin)-'18
30	Juanyeh Thomas	S	6-1	215	23	1	Georgia Tech	UDFA-'22
37	Eric Scott	DB	6-1	205	25	R	Southern Mississippi	D6a-'23
<b>SPECIALISTS (3)</b>								
5	Bryan Anger	P	6-3	214	34	12	California	FA-'21
17	Brandon Aubrey	K	6-3	208	28	R	Notre Dame	FA-'23
44	Trent Sieg	LS	6-3	240	28	6	Colorado State	FA-'23

# HOW THE COWBOYS WERE BUILT/CONTRACT STATUS

YEAR	DRAFT PICKS (35)	FREE AGENTS (16)	COLLEGE FREE AGENTS (18)	TRADES/WAIVERS (5)	PRACTICE SQUAD (1)
2011	T. Smith (1st)				
2014	Z. Martin (1st) D. Lawrence (2nd)				
2016	D. Prescott (4th)				
2017	J. Lewis (3rd)				
2018	L. Vander Esch (1st) M. Gallup (3rd) D. Armstrong (4th)				C. Goodwin (PS Cin -'18)
2019	T. Pollard (4th) D. Wilson (6th)				
2020	C. Lamb (1st) T. Diggs (2nd) * N. Gallimore (3rd) T. Biadasz (4th-b)	C. Rush (FA-'20)	R. Dowdle (UDFA-'20) S. McKeon (UDFA-'20) ^ T. Steele (UDFA-'20)		
2021	M. Parsons (1st) O. Odighizuwa (3rd-a) C. Golston (3rd-b) N. Wright (3rd-c) * J. Ball (4th-b) * I. Mukuamu (6th-b)	B. Anger (FA-'21) M. Hooker (FA-'21) J. Kearsse (FA-'21)			
2022	T. Smith (1st) S. Williams (2nd) J. Tolbert (3rd) J. Ferguson (4th) D. Bland (5th) D. Clark (5th) M. Waletzko (5th) *	D. Fowler (UFA '23) B. Hoffman (FA-'22) M. Jefferson (FA-'22) ^ S. Redwine (FA-'22) ^ A. Taylor-Prioleau (FA-'22) ^	M. Bell (UDFA-'22) M. Davis (UDFA-'22) ^ P. Hendershot (UDFA-'22) J. Thomas (UDFA-'22) K. Turpin (UDFA-'22)	J. Hankins (T LV -'22)	
2023	M. Smith (1st) L. Schoonmaker (2nd) D. Overshown (3rd) * V. Fehoko (4th) A. Richards (5th) E. Scott (6th) D. Vaughn (6th) J. Brooks (7th)	B. Aubrey (FA-'23) T. Billy-Johnson (FA-'23) ^ J. Butler (FA-'23) ^ C. Edoga (UFA-'23) S. Harlow (FA-'23) ^ B. Price (FA-'23) ^ T. Sieg (FA-'23)	T. Bass (UDFA-'23) E. Bostick (UDFA-'23) ^ J. Cropper (UDFA-'23) ^ D. Durden (UDFA-'23) * P. Fant (UDFA-'23) ^ D. Johnson (UDFA-'23) ^ H. Luepke (UDFA-'23) W. Previlon (FA-'23) ^ J. Stephens (UDFA-'23) * T. Wheat (UDFA-'23) ^	B. Cooks (T Hou -'23) S. Gilmore (T Ind -'23) N. Igbinoghene (T Mia -'23) T. Lance (T SF -'23)	

Key: ^ Practice Squad, \* Reserve/Injured

## CONTRACT STATUS

PLAYER	SIGNED THROUGH	PLAYER	SIGNED THROUGH	PLAYER	SIGNED THROUGH
Bryan Anger	2024	Michael Gallup	2026	Dak Prescott	2024
Dorance Armstrong	2023	Stephon Gilmore	2023	Willington Previlon ^	2023
Brandon Aubrey	2025	Chauncey Golston	2024	Sheldrick Redwine ^	2023
Josh Ball *	2024	C.J. Goodwin	2023	Asim Richards	2026
T.J. Bass	2025	Johnathan Hankins	2023	Cooper Rush	2024
Markquese Bell	2024	Sean Harlow ^	2023	Luke Schoonmaker	2026
Tyler Biadasz	2023	Peyton Hendershot	2024	Eric Scott	2026
Tyron Billy-Johnson ^	2023	Brock Hoffman	2024	Trent Sieg	2023
DaRon Bland	2025	Malik Hooker	2026	Mazi Smith	2026
Earl Bostick ^	2023	Noah Igbinoghene	2023	Tyler Smith	2025
Jalen Brooks	2026	Malik Jefferson ^	2023	Tyron Smith	2023
Josh Butler ^	2023	Durrell Johnson ^	2023	Terence Steele	2028
Damone Clark	2025	Jayron Kearsse	2023	John Stephens *	2025
Brandin Cooks	2024	CeeDee Lamb	2023	Alex Taylor-Prioleau ^	2023
Jalen Cropper ^	2023	Trey Lance	2024	Juanyeh Thomas	2025
Malik Davis ^	2023	DeMarcus Lawrence	2023	Jalen Tolbert	2025
Trevon Diggs *	2028	Jourdan Lewis	2023	KaVontae Turpin	2024
Rico Dowdle	2023	Hunter Luepke	2025	Leighton Vander Esch	2024
David Durden *	2025	Zack Martin	2024	Deuce Vaughn	2026
Chuma Edoga	2023	Sean McKeon ^	2023	Matt Waletzko *	2025
Princeton Fant ^	2023	Israel Mukuamu	2024	Tyrus Wheat ^	2023
Viliami Fehoko	2026	Osa Odighizuwa	2024	Sam Williams	2025
Jake Ferguson	2025	DeMarvion Overshown *	2026	Donovan Wilson	2025
Dante Fowler	2023	Micah Parsons	2024	Nahshon Wright *	2024
Neville Gallimore	2023	Tony Pollard	2023		

# 2023 DALLAS COWBOYS CONTRACT ANALYSIS

OFFENSE		2023	2024	2025	2026	2027	2028	2029
QB	Lance, Trey			OPTION	UFA			
	Prescott, Dak			UFA				
	Rush, Cooper			UFA				
RB	Dowdle, Rico		UFA					
	Luepke, Hunter				RFA	UFA		
	Pollard, Tony		UFA					
WR	Vaughn Deuce					UFA		
	Brooks, Jalen					UFA		
	Cooks, Brandin			UFA				
	Durden, David (IR)*				RFA	UFA		
	Gallup, Michael					UFA		
	Lamb, CeeDee		OPTION	UFA				
TE	Tolbert, Jalen				UFA			
	Turpin, KaVontae			RFA	UFA			
	Ferguson, Jake				UFA			
	Hendershot, Peyton			RFA	UFA			
OL	Schoonmaker, Luke					UFA		
	Stephens, John (IR)*				RFA	UFA		
	Ball, Josh (IR)*			UFA				
	Bass, T.J.				RFA	UFA		
	Biadasz, Tyler		UFA					
	Edoga, Chuma		UFA					
	Hoffman, Brock			ERFA	RFA	UFA		
	Martin, Zack			UFA				
	Richards, Asim					UFA		
	Smith, Tyler				OPTION	UFA		
	Smith, Tyron		UFA					
	Steele, Terence							UFA
	Waletzko, Matt (IR)*				UFA			

DEFENSE		2023	2024	2025	2026	2027	2028	2029
DL	Armstrong, Dorance		UFA					
	Fehoko, Viliami					UFA		
	Fowler, Dante		UFA					
	Gallimore, Neville		UFA					
	Golston, Chauncey			UFA				
	Hankins, Johnathan		UFA					
	Lawrence, DeMarcus			UFA				
	Odighizuwa, Osa			UFA				
	Smith, Mazi					OPTION	UFA	
LB	Williams, Sam				UFA			
	Bell, Markquese			RFA	UFA			
	Clark, Damone				UFA			
	Overshown, DeMarvion (IR)*					UFA		
	Parsons, Micah			OPTION	UFA			
DB	Vander Esch, Leighton			UFA				
	Bland, DaRon				UFA			
	Diggs, Trevon (IR)*							UFA
	Gilmore, Stephon		UFA					
	Goodwin, C.J.		UFA					
	Hooker, Malik					UFA		
	Igbinooghene, Noah		UFA					
	Kearse, Jayron		UFA					
	Lewis, Jourdan		UFA					
	Mukuamu, Israel			UFA				
	Scott, Eric						UFA	
	Thomas, Juanyeh			RFA	UFA			
Wilson, Donovan				UFA				
Wright, Nahshon (IR)*			UFA					

SPECIAL TEAMS		2023	2024	2025	2026	2027	2028	2029
ST	Anger, Bryan			UFA				
	Aubrey, Brandon				RFA	UFA		
	Sieg, Trent		UFA					

- Player is under contract for season
- Player will be an exclusive rights free agent
- Player will be an unrestricted free agent
- Player will be a restricted free agent
- Player has a club option available

\*-Reserve/Injured    #-Reserve/PUP or NFI    &-Reserve/Suspended

## WHEN BUILT AND WHEN THEY GOT TO THE COWBOYS

### 1st Round (14)

[9] Tyron Smith (2011)  
 [10] Stephon Gilmore (2012-BUF)  
 [16] Zack Martin (2014)  
 [20] Brandin Cooks (2014-NO)  
 [3] Dante Fowler (2015-JAX)  
 [15] Malik Hooker (2017-IND)  
 [19] Leighton Vander Esch (2018)  
 [21] Billy Price (2018-CIN)<sup>^</sup>  
 [17] CeeDee Lamb (2020)  
 [30] Noah Igbinoghene (2020-MIA)  
 [3] Trey Lance (2021-SF)  
 [12] Micah Parsons (2021)  
 [24] Tyler Smith (2022)  
 [26] Mazi Smith (2023)

### 2nd Round (5)

[49] Johnathan Hankins (2013-NYG)  
 [34] DeMarcus Lawrence (2014)  
 [51] Trevon Diggs (2020)\*  
 [56] Sam Williams (2022)  
 [58] Luke Schoonmaker (2023)

### 3rd Round (11)

[70] Bryan Anger (2012-JAX)  
 [92] Jourdan Lewis (2017)  
 [78] Malik Jefferson (2018-CIN)<sup>^</sup>  
 [81] Michael Gallup (2018)  
 [92] Chuma Edoga (2019-NYJ)  
 [82] Neville Gallimore (2020)  
 [75] Osa Odighizuwa (2021)  
 [84] Chauncey Golston (2021)  
 [99] Nahshon Wright (2021)\*  
 [88] Jalen Tolbert (2022)  
 [90] DeMarvion Overshown (2023)\*

### 4th Round (9)

[135] Dak Prescott (2016)  
 [136] Sean Harlow (2017-ATL)<sup>^</sup>  
 [116] Dorance Armstrong (2018)  
 [119] Sheldrick Redwine (2019-CLE)<sup>^</sup>  
 [128] Tony Pollard (2019)  
 [146] Tyler Biadasz (2020)  
 [138] Josh Ball (2021)\*  
 [129] Jake Ferguson (2022)  
 [129] Viliami Fehoko (2023)

### 5th Round (4)

[155] Matt Waletzko (2022)\*  
 [167] DaRon Bland (2022)  
 [176] Damone Clark (2022)  
 [169] Asim Richards (2023)

### 6th Round (4)

[213] Donovan Wilson (2019)  
 [227] Israel Mukuamu (2021)  
 [178] Eric Scott (2023)  
 [212] Deuce Vaughn (2023)

### 7th Round (2)

[244] Jayron Kearse (2016-MIN)  
 [244] Jalen Brooks (2023)

### Undrafted (26)

C.J. Goodwin (2014-PIT)  
 Cooper Rush (2017)  
 Trent Sieg (2018)  
 Tyron Billy-Johnson (2019)<sup>^</sup>  
 Rico Dowdle (2020)  
 Sean McKeon (2020)<sup>^</sup>  
 Willington Previlon (2020)<sup>^</sup>  
 Terence Steele (2020)  
 Alex Taylor-Prioleau (2020)<sup>^</sup>  
 Markquese Bell (2022)  
 Malik Davis (2022)<sup>^</sup>  
 Peyton Hendershot (2022)  
 Brock Hoffman (2022)  
 Juanyeh Thomas (2022)  
 KaVontae Turpin (2022)  
 Brandon Aubrey (2023)  
 T.J. Bass (2023)  
 Earl Bostick (2023)<sup>^</sup>  
 Josh Butler (2023)<sup>^</sup>  
 Jalen Cropper (2023)<sup>^</sup>  
 David Durden (2023)\*  
 Princeton Fant (2023)<sup>^</sup>  
 Durrell Johnson (2023)<sup>^</sup>  
 Hunter Luepke (2023)  
 John Stephens (2023)\*  
 Tyrus Wheat (2023)<sup>^</sup>

Key: <sup>^</sup> Practice Squad, \* Reserve/Injured

## WHEN THEY GOT TO THE COWBOYS

### 2011 (1)

Tyron Smith, Round 1

### 2014 (2)

Zack Martin, Round 1  
 DeMarcus Lawrence, Round 2

### 2016 (1)

Dak Prescott, Round 4

### 2017 (1)

Jourdan Lewis, Round 3

### 2018 (4)

Leighton Vander Esch, Round 1  
 Michael Gallup, Round 3  
 Dorance Armstrong, Round 4  
 C.J. Goodwin, Practice Squad (CIN)

### 2019 (2)

Tony Pollard, Round 4  
 Donovan Wilson, Round 6

### 2020 (8)

CeeDee Lamb, Round 1  
 Trevon Diggs, Round 2\*  
 Neville Gallimore, Round 3  
 Tyler Biadasz, Round 4  
 Rico Dowdle, UDFA  
 Sean McKeon, UDFA<sup>^</sup>  
 Cooper Rush, FA  
 Terence Steele, UDFA

### 2021 (9)

Micah Parsons, Round 1  
 Chauncey Golston, Round 3  
 Osa Odighizuwa, Round 3  
 Nahshon Wright, Round 3\*  
 Josh Ball, Round 4\*  
 Israel Mukuamu, Round 6  
 Bryan Anger, FA  
 Malik Hooker, FA  
 Jayron Kearse, FA

### 2022 (18)

Tyler Smith, Round 1  
 Sam Williams, Round 2  
 Jalen Tolbert, Round 3  
 Jake Ferguson, Round 4  
 DaRon Bland, Round 5  
 Damone Clark, Round 5  
 Matt Waletzko, Round 5\*  
 Markquese Bell, UDFA  
 Malik Davis, UDFA<sup>^</sup>  
 Dante Fowler, UFA  
 Johnathan Hankins, Trades (LV)  
 Peyton Hendershot, UDFA  
 Brock Hoffman, FA  
 Malik Jefferson, FA<sup>^</sup>  
 Sheldrick Redwine, FA<sup>^</sup>  
 Alex Taylor-Prioleau, FA<sup>^</sup>  
 Juanyeh Thomas, UDFA  
 KaVontae Turpin, UDFA

### 2023 (29)

Mazi Smith, Round 1  
 Luke Schoonmaker, Round 2  
 DeMarvion Overshown, Round 3\*  
 Viliami Fehoko, Round 4  
 Asim Richards, Round 5  
 Eric Scott, Round 6  
 Deuce Vaughn, Round 6  
 Jalen Brooks, Round 7  
 Brandon Aubrey, FA  
 T.J. Bass, UDFA  
 Tyron Billy-Johnson, FA<sup>^</sup>  
 Earl Bostick, UDFA<sup>^</sup>  
 Josh Butler, FA<sup>^</sup>  
 Brandin Cooks, Trades (HOU)  
 Jalen Cropper, UDFA<sup>^</sup>  
 David Durden, UDFA\*  
 Chuma Edoga, UFA (ATL)  
 Princeton Fant, UDFA<sup>^</sup>  
 Stephon Gilmore, Trades (IND)  
 Sean Harlow, FA<sup>^</sup>  
 Noah Igbinoghene, Trades (MIA)  
 Durrell Johnson, UDFA<sup>^</sup>  
 Trey Lance, Trades (SF)  
 Hunter Luepke, UDFA  
 Willington Previlon, UDFA<sup>^</sup>  
 Billy Price, FA<sup>^</sup>  
 Trent Sieg, FA  
 John Stephens, UDFA\*  
 Tyrus Wheat, UDFA<sup>^</sup>



## 2023 TRANSACTIONS BY DATE

- Jan. 23..... Signed **Dontario Drummond, Brock Hoffman, Alec Lindstrom, Sheldrick Redwine** and **Juanyeh Thomas** to the Reserve/Futures list.
- Jan. 24..... Signed **Tyler Coyle** to the Reserve/Futures list.
- Jan. 25..... Signed **Antonio Callaway, Dennis Houston** and **Alex Taylor** to the Reserve/Futures list.
- Jan. 26..... Signed **Isaac Alarcon** and **Seth Green** to the Reserve/Futures list.
- Feb. 8..... Signed **Malik Jefferson** to the Reserve/Futures list.
- Feb. 22..... Signed **Tristan Vizcaino**.
- Feb. 24..... Named **Jeff Blasko** as Run Game Coordinator/RB coach, **Ramon Chinyoung** as Quality Control/Asst. OL coach, **Ryan Federer** as Game Management/Off. Assistant, **Sharrif Floyd** as Quality Control/Asst. DL coach, **Will Harriger** as Quality Control/Off. Assistant, **Chase Haslett** as Asst. Tight Ends coach, **Cannon Matthews** as Asst. Defensive Backs coach, **Pete Ohnegian** as Quality Control/Def. Assistant coach, **Brian Schottenheimer** as Offensive Coordinator, **Mike Solari** as Offensive Line coach, **Darian Thompson** as Quality Control/Asst. LB coach and **Scott Tolzien** as Quarterbacks coach.
- March 6.... Placed the franchise tag on **Tony Pollard**.
- March 14.. Re-signed **Leighton Vander Esch** and **Donovan Wilson** and acquired **Stephon Gilmore** in a trade with Indianapolis.
- March 15.. Released **Ezekiel Elliott**.
- March 17.. Re-signed **C.J. Goodwin** and **Cooper Rush**.
- March 18.. Acquired **Brandin Cooks** in a trade with Houston.
- March 21.. Signed **Rico Dowdle, Chuma Edoga** and **Ronald Jones**.
- March 22.. Signed **Dante Fowler, Takk McKinley** and **Trent Sieg**.
- March 23.. Signed **Tony Pollard** to the franchise tag.
- April 4..... Signed **Johnathan Hankins**.
- April 27 ..... Drafted **Mazi Smith**.
- April 28 ..... Drafted **Luke Schoonmaker** and **DeMarvion Overshown**.
- April 29 ..... Drafted **Viliani Fehoko, Asim Richards, Eric Scott, Deuce Vaughn** and **Jalen Brooks**.
- May 12..... Signed **Jose Barbon, T.J. Bass, Earl Bostick, Jalen Brooks, Myles Brooks, Jalen Cropper, David Durden, Princeton Fant, Viliani Fehoko, Durrell Johnson, Isaiah Land, Hunter Luepke, D'Angelo Mandell, DeMarvion Overshown, Asim Richards, Luke Schoonmaker, Eric Scott, Mazi Smith, John Stephens, Deuce Vaughn** and **Tyrus Wheat**.
- June 5..... Waived **Antonio Callway** and signed **Tyron Johnson**.
- June 7..... Signed **Ben Banogu**.
- June 9..... Waived **Takk McKinley**.
- July 6 ..... Signed **Brandon Aubrey**.
- July 25 ..... Placed **Jourdan Lewis** on Active/PUP and **Luke Schoonmaker** on Active/NFI, signed **Josh Butler**. Signed **Trevon Diggs** to a five-year extension.
- August 5 ... Signed **Malik Hooker** to a three-year extension.
- August 7 ... Released **Tristan Vizcaino** and activated **Luke Schoonmaker** from Active/NFI.
- August 26 . Acquired **Trey Lance** in a trade with San Francisco.
- August 29 . Released **Isaac Alarcon, Ben Banogu, Jose Barbon, Tyron Billy-Johnson, Quinton Bohanna, Earl Bostick, Myles Brooks, Josh Butler, Jabril Cox, Tyler Coyle, Jalen Cropper, Malik Davis, Dontario Drummond, Chuma Edoga, Princeton Fant, Matt Farniok, Simi Fehoko, C.J. Goodwin, Seth Green, Will Grier, Brock Hoffman, Dennis Houston, Malik Jefferson, Durrell Johnson, Isaiah Land, Alec Lindstrom, D'Angelo Mandell, Sean McKeon, Sheldrick Redwine, Trent Sieg, Alex Taylor-Prioleau** and **Tyrus Wheat**. Placed **Josh Ball, David Durden, DeMarvion Overshown** and **John Stephens** on Reserve/Injured. Traded **Kelvin Joseph** to Miami and acquired **Noah Igbinoghene**.
- August 30 . Signed **Tyron Billy-Johnson, Earl Bostick, Josh Butler, Jalen Cropper, Malik Davis, Princeton Fant, C.J. Goodwin, Brock Hoffman, Malik Jefferson, Durrell Johnson, Sean McKeon, Sheldrick Redwine, Alex Taylor-Prioleau** and **Tyrus Wheat** to the practice squad. Placed **Matt Waletzko** and **Nahshon Wright** on Reserve/Injured and signed **Chuma Edoga** and **Trent Sieg** to the active roster.
- August 31 . Signed **Sean Harlow** and **Willington Previlon** to the practice squad.
- Sept. 4 ..... Signed **Terence Steele** to a five-year extension.
- Sept. 18 .... Released **Ronald Jones**.
- Sept. 23 .... Placed **Trevon Diggs** on Reserve/Injured and signed **C.J. Goodwin** to the active roster.
- Sept. 27 .... Signed **Billy Price** to the practice squad.
- Sept. 28 .... Released **Devin Harper**.
- Sept. 30 .... Signed **Brock Hoffman** to the active roster.

## 2023 TRANSACTIONS BY PLAYER

**ALARCON, Isaac - T**  
 1/26..... Signed as a Reserve/Future  
 8/29..... Released  
**AUBREY, Brandon - K**  
 7/6..... Signed  
**BALL, Josh - G/T**  
 8/29..... Placed on Reserve/Injured  
**BANOQU, Ben - DE**  
 6/7..... Signed  
 8/29..... Released  
**BARBON, Jose - WR**  
 5/12..... Signed  
 8/29..... Released  
**BASS, T.J. - G**  
 5/12..... Signed  
**BILLY-JOHNSON, Tyron - WR**  
 6/5..... Signed  
 8/29..... Released  
 8/30..... Signed to practice squad  
**BLASKO, Jeff**  
 2/24..... Named Run Game Coordinator/RB Coach  
**BOSTICK, Earl - T**  
 5/12..... Signed  
 8/29..... Released  
 8/30..... Signed to practice squad  
**BROOKS, Jalen - WR**  
 4/29..... Drafted in the seventh round  
**BROOKS, Myles - CB**  
 5/12..... Signed  
 8/29..... Released  
**BUTLER, Josh - CB**  
 7/25..... Signed  
 8/29..... Released  
 8/30..... Signed to practice squad  
**CALLWAY, Antonio - WR**  
 1/25..... Signed as a Reserve/Future  
 6/5..... Released  
**CHINYOUNG, Ramon**  
 2/24..... Named Quality Control/Asst. OL Coach  
**COOKS, Brandin - WR**  
 3/18..... Acquired in trade with Houston  
**COX, Jabril - LB**  
 8/29..... Released  
**COYLE, Tyler - S**  
 1/24..... Signed as a Reserve/Future  
 8/29..... Released  
**CROPPER, Jalen - WR**  
 5/12..... Signed  
 8/29..... Released  
 8/30..... Signed to practice squad  
**DAVIS, Malik - RB**  
 8/29..... Released  
 8/30..... Signed to practice squad  
**DIGGS, Trevon - CB**  
 7/25..... Signed a contract extension though 2027  
 9/23..... Placed on Reserve/Injured  
**DOWDLE, Rico - RB**  
 3/21..... Signed  
**DRUMMOND, Dontario - WR**  
 1/23..... Signed as a Reserve/Future  
 8/29..... Released  
**DURDEN, David - WR**  
 5/12..... Signed  
 8/29..... Placed on Reserve/Injured  
**EDOGA, Chuma - T**  
 3/21..... Signed  
 8/29..... Released  
 8/30..... Signed  
**ELLIOTT, Ezekiel - RB**  
 3/15..... Released  
**FANT, Princeton - TE**  
 5/12..... Signed  
 8/29..... Released  
 8/30..... Signed to practice squad

**FARNIOK, Matt - G**  
 8/29..... Released  
**FEDER, Ryan**  
 2/24..... Named Game Management/Off. Assistant  
**FEHOKO, Simi - WR**  
 8/29..... Released  
**FEHOKO, Viliami - DE**  
 4/29..... Drafted in the fourth round  
**FLOYD, Shariff**  
 2/24..... Named Quality Control/Asst. DL Coach  
**FOWLER, Dante - DE**  
 3/22..... Signed  
**GILMORE, Stephon - CB**  
 3/14..... Acquired in trade with Indianapolis  
**GOODWIN, C.J. - CB**  
 3/17..... Signed  
 8/29..... Released  
 8/30..... Signed to practice squad  
 9/23..... Signed  
**GREEN, Seth - TE**  
 1/26..... Signed as a Reserve/Future  
 8/29..... Released  
**GRIER, Will - QB**  
 8/29..... Released  
**HANKINS, Johnathan - DT**  
 4/4..... Signed  
**HARLOW, Sean - G**  
 8/31..... Signed to practice squad  
**HARPER, Devin - LB**  
 9/28..... Released  
**HARRIGER, Will**  
 2/24..... Named Quality Control/Off. Assistant  
**HASLETT, Chase**  
 2/24..... Named Assistant Tight Ends Coach  
**HOFFMAN, Brock - C**  
 1/23..... Signed as a Reserve/Future  
 8/29..... Released  
 8/30..... Signed to practice squad  
 9/30..... Signed to active roster  
**HOOKER, Malik - S**  
 8/5..... Signed a contract extension through 2025  
**HOUSTON, Dennis - WR**  
 1/25..... Signed as a Reserve/Future  
 8/29..... Released  
**IGBINOGHENE, Noah - CB**  
 8/29..... Acquired via trade  
**JEFFERSON, Malik - LB**  
 2/8..... Signed as a Reserve/Future  
 8/29..... Released  
 8/30..... Signed to practice squad  
**JOHNSON, Durrell - DE**  
 5/12..... Signed  
 8/29..... Released  
 8/30..... Signed to practice squad  
**JONES, Ronald - RB**  
 3/21..... Signed  
 8/29..... Placed on Reserve/Suspended  
 9/18..... Released  
**LANCE, Trey - QB**  
 8/26..... Acquired via trade  
**LAND, Isaiah - LB**  
 5/12..... Signed  
 8/29..... Released  
**LEWIS, Jourdan - CB**  
 7/25..... Placed on Active/PUP  
**LINDSTROM, Alec - C**  
 1/23..... Signed as a Reserve/Future  
 8/29..... Released  
**LUEPKE, Hunter - FB**  
 5/12..... Signed  
**MANDELL, D'Angelo - CB**  
 5/12..... Signed  
 8/29..... Released  
**MATTHEWS, Cannon**  
 2/24..... Named Asst. Defensive Backs Coach

**McKEON, Sean - TE**  
 8/29..... Released  
 8/30..... Signed to practice squad  
**McKINLEY, Takk - DE**  
 3/22..... Signed  
 6/9..... Released  
**OHNEGIAN, Pete**  
 2/24..... Named Quality Control/Def. Assistant  
**OVERSHOWN, DeMarvion - LB**  
 4/28..... Drafted in the third round  
 8/29..... Placed on Reserve/Injured  
**POLLARD, Tony - RB**  
 3/6..... Designated franchise tag player  
 3/23..... Signed franchise tag  
**PREVLON, Willington - DT**  
 8/31..... Signed to practice squad  
**PRICE, Billy - C**  
 9/27..... Signed to practice squad  
**REDWINE, Sheldrick - DB**  
 1/23..... Signed as a Reserve/Future  
 8/29..... Released  
 8/30..... Signed to practice squad  
**RICHARDS, Asim - T**  
 4/29..... Drafted in the fifth round  
**RUSH, Cooper - QB**  
 3/17..... Signed  
**SCHOONMAKER, Luke - TE**  
 4/28..... Drafted in the second round  
 7/25..... Placed on Active/NFI  
 8/7..... Passed physical  
**SCHOTTENHEIMER, Brian**  
 2/24..... Named Offensive Coordinator  
**SCOTT, Eric - CB**  
 4/29..... Drafted in the sixth round  
**SIEG, Trent - LS**  
 3/22..... Signed  
 8/29..... Released  
 8/30..... Signed  
**SMITH, Mazi - DT**  
 4/27..... Drafted in the first round  
**SOLARI, Mike**  
 2/24..... Named Offensive Line Coach  
**STEELE, Terence - T**  
 9/4..... Signed a five-year extension  
**STEPHENS, John - TE**  
 5/12..... Signed  
 8/29..... Placed on Reserve/Injured  
**TAYLOR-PRIOLEAU, Alex - T**  
 1/25..... Signed as a Reserve/Future  
 8/29..... Released  
 8/30..... Signed to practice squad  
**THOMAS, Juanyeh - S**  
 1/23..... Signed as a Reserve/Future  
**THOMPSON, Darian**  
 2/24..... Named Quality Control/Asst. LB Coach  
**TOLZIEN, Scott**  
 2/24..... Named Quarterbacks Coach  
**VANDER ESCH, Leighton - LB**  
 3/14..... Signed  
**VAUGHN, Deuce - RB**  
 4/29..... Drafted in the sixth round  
**VIZCAINO, Tristan - K**  
 2/22..... Signed  
 8/7..... Released  
**WHEAT, Tyrus - LB**  
 5/12..... Signed  
 8/29..... Released  
 8/30..... Signed to practice squad  
**WILSON, Donovan - S**  
 3/14..... Signed



# **TEAM AND INDIVIDUAL STATS**

# 2023 DALLAS COWBOYS STATISTICS

## WON 3, LOST 1

9/10	W	40-0	at N.Y. Giants	80,809
9/17	W	30-10	N.Y. Jets	93,689
9/24	L	16-28	at Arizona	62,915
10/1	W	38-3	New England	93,719

## 2023 TEAM STATISTICS

	DAL	OPP.
<b>FIRST DOWNS</b>	<b>92</b>	<b>56</b>
Rushing	33	20
Passing	50	27
Penalty	9	9
Third Down-Made/Att	32/62	15/49
Third Down Efficiency	51.6%	30.6%
Fourth Down-Made/Att	1/4	4/8
Fourth Down Efficiency	25.0%	50.0%
<b>TOTAL NET YARDS</b>	<b>1,440</b>	<b>1,039</b>
Avg. Per Game	360.0	259.8
Total Plays	282	219
Avg. Per Play	5.1	4.7
<b>NET YARDS RUSHING</b>	<b>565</b>	<b>447</b>
Avg. Per Game	141.3	111.8
Total Rushes	137	97
Avg. Per Rush	4.1	4.6
<b>NET YARDS PASSING</b>	<b>875</b>	<b>592</b>
Avg. Per Game	218.8	148.0
Sacked/Yards Lost	6/53	14/84
Gross Yards	928	676
Attempts/Completions	139/99	108/62
Pct. of Completion	71.2%	57.4%
Had Intercepted	1	7
<b>PUNTS/AVERAGE</b>	<b>10/51.5</b>	<b>15/48.0</b>
Net Punting Average	46.4	46.0
<b>PUNT RETURN/AVG.</b>	<b>5/6.0</b>	<b>5/6.2</b>
<b>KICKOFF RETURN/AVG.</b>	<b>1/0.0</b>	<b>1/28.0</b>
<b>INTERCEPTION RETURN/AVG.</b>	<b>7/18.0</b>	<b>1/0.0</b>
<b>PENALTIES/YARDS</b>	<b>29/212</b>	<b>25/220</b>
<b>FUMBLES/BALL LOST</b>	<b>4/0</b>	<b>7/3</b>
<b>TOUCHDOWNS</b>	<b>12</b>	<b>4</b>
Rushing	4	2
Passing	4	2
Returns	4	0
<b>EXTRA POINTS/ATTEMPTS</b>	<b>9/10</b>	<b>2/2</b>
<b>TWO POINT CONVERSION/ATT.</b>	<b>2/2</b>	<b>0/2</b>
<b>FIELD GOALS/ATTEMPTS</b>	<b>13/13</b>	<b>5/8</b>
<b>AVG. TIME OF POSSESSION</b>	<b>34:37</b>	<b>25:23</b>

## SCORE BY PERIODS

	Q1	Q2	Q3	Q4	OT	PTS
<b>TEAM</b>	36	46	19	23	0	124
<b>OPPONENTS</b>	12	22	0	7	0	41

## SCORING

	TD	RU	PA	RT	PAT	FG	2PT	S	PTS
B. Aubrey	0	0	0	0	9/10	13/13	0	0	48
T. Pollard	2	2	0	0	0/0	0/0	1	0	14
D. Bland	2	0	0	2	0/0	0/0	0	0	12
R. Dowdle	1	0	1	0	0/0	0/0	0	0	6
J. Ferguson	1	0	1	0	0/0	0/0	0	0	6
N. Igbinoghene	1	0	0	1	0/0	0/0	0	0	6
C. Lamb	1	0	1	0	0/0	0/0	0	0	6
H. Luepke	1	1	0	0	0/0	0/0	0	0	6
L. Schoonmaker	1	0	1	0	0/0	0/0	0	0	6
K. Turpin	1	1	0	0	0/0	0/0	0	0	6
L. Vander Esch	1	0	0	1	0/0	0/0	0	0	6
C. Golston	0	0	0	0	0/0	0/0	1	0	2
<b>TEAM</b>	<b>12</b>	<b>4</b>	<b>4</b>	<b>4</b>	<b>9/10</b>	<b>13/13</b>	<b>2</b>	<b>0</b>	<b>124</b>
<b>OPPONENTS</b>	<b>4</b>	<b>2</b>	<b>2</b>	<b>0</b>	<b>2/2</b>	<b>5/8</b>	<b>0</b>	<b>0</b>	<b>41</b>

**2-Pt Conv:** C. Golston 1, T. Pollard 1, **TM** 2-2, **OPP** 0-2

**SACKS:** M. Parsons 4.0, O. Odighizuwa 3.0, D. Lawrence 2.0, D. Armstrong 2.0, S. Williams 1.0, D. Fowler 1.0, C. Golston 1.0, **TM** 14.0, **OPP** 6.0

**FUM/LOST:** C. Lamb 1/0, B. Cooks 1/0, T. Pollard 1/0, K. Turpin 1/0, **TM** 4/0, **OPP** 7/3

PASSING	ATT	CMP	YDS	CMP%	YDS/ATT	TD	TD%	INT	INT%	LONG	SACK/LOST	RATING
D. Prescott	136	97	908	71.3	6.7	4	2.9	1	0.7	49	6/53	96.1
C. Rush	3	2	20	66.7	6.7	0	0.0	0	0.0	13	0/0	85.4
B. Anger	1	1	0	100.0	0.0	0	0.0	0	0.0	00	0/0	79.2
<b>TEAM</b>	<b>140</b>	<b>100</b>	<b>928</b>	<b>71.4</b>	<b>6.6</b>	<b>4</b>	<b>2.9</b>	<b>1</b>	<b>0.7</b>	<b>49</b>	<b>6.0/53</b>	<b>95.8</b>
<b>OPPONENTS</b>	<b>108</b>	<b>62</b>	<b>676</b>	<b>57.4</b>	<b>6.3</b>	<b>2</b>	<b>1.9</b>	<b>7</b>	<b>6.5</b>	<b>69</b>	<b>14.0/84</b>	<b>55.2</b>

RUSHING	NO.	YDS	AVG	LONG	TD
T. Pollard	73	311	4.3	31	2
R. Dowdle	20	80	4.0	10	0
K. Turpin	6	66	11.0	46	1
D. Prescott	11	43	3.9	15	0
D. Vaughn	17	33	1.9	13	0
C. Lamb	3	21	7.0	12	0
H. Luepke	3	13	4.3	9	1
P. Hendershot	1	0	0.0	0	0
C. Rush	3	-2	-0.7	0	0
<b>TEAM</b>	<b>137</b>	<b>565</b>	<b>4.1</b>	<b>46</b>	<b>4</b>
<b>OPPONENTS</b>	<b>97</b>	<b>447</b>	<b>4.6</b>	<b>45t</b>	<b>2</b>

RECEIVING	NO.	YDS	AVG	LONG	TD
C. Lamb	23	309	13.4	49	1
J. Ferguson	17	147	8.6	21	1
M. Gallup	13	165	12.7	29	0
T. Pollard	15	61	4.1	19	0
B. Cooks	8	66	8.3	16	0
J. Tolbert	7	71	10.1	18	0
R. Dowdle	5	50	10.0	17	1
K. Turpin	4	25	6.3	9	0
L. Schoonmaker	1	1	1.0	1t	1
D. Vaughn	4	18	4.5	11	0
P. Hendershot	1	3	3.0	3	0
H. Luepke	1	12	12.0	12	0
<b>TEAM</b>	<b>99</b>	<b>928</b>	<b>9.4</b>	<b>49</b>	<b>4</b>
<b>OPPONENTS</b>	<b>62</b>	<b>676</b>	<b>10.9</b>	<b>69</b>	<b>2</b>

INTERCEPTIONS	NO.	YDS	AVG	LONG	TD
D. Bland	3	86	28.7	54t	2
J. Kearsse	1	32	32.0	32	0
T. Diggs	1	8	8.0	8	0
S. Gilmore	1	0	0.0	0	0
M. Hooker	1	0	0.0	0	0
<b>TEAM</b>	<b>7</b>	<b>126</b>	<b>18.0</b>	<b>54t</b>	<b>2</b>
<b>OPPONENTS</b>	<b>1</b>	<b>0</b>	<b>0.0</b>	<b>0</b>	<b>0</b>

PUNTING	NO.	YDS	AVG	NET	TB	IN	LG	B
B. Anger	10	515	51.5	46.4	1	4	57	0
<b>TEAM</b>	<b>10</b>	<b>515</b>	<b>51.5</b>	<b>46.4</b>	<b>1</b>	<b>4</b>	<b>57</b>	<b>0</b>
<b>OPPONENTS</b>	<b>15</b>	<b>720</b>	<b>48.0</b>	<b>46.0</b>	<b>0</b>	<b>2</b>	<b>62</b>	<b>0</b>

PUNT RETURNS	RET	FC	YDS	AVG	LONG	TD
K. Turpin	5	8	30	6.0	12	0
<b>TEAM</b>	<b>5</b>	<b>8</b>	<b>30</b>	<b>6.0</b>	<b>12</b>	<b>0</b>
<b>OPPONENTS</b>	<b>5</b>	<b>3</b>	<b>31</b>	<b>6.2</b>	<b>19</b>	<b>0</b>

KICKOFF RETURNS	NO.	YDS	AVG	LONG	TD
H. Luepke	1	0	0.0	0	0
<b>TEAM</b>	<b>1</b>	<b>0</b>	<b>0.0</b>	<b>0</b>	<b>0</b>
<b>OPPONENTS</b>	<b>1</b>	<b>28</b>	<b>28.0</b>	<b>28</b>	<b>0</b>

FIELD GOALS	1-19	20-29	30-39	40-49	50+
B. Aubrey	0/0	7/7	4/4	1/1	1/1
<b>TEAM</b>	<b>0/0</b>	<b>7/7</b>	<b>4/4</b>	<b>1/1</b>	<b>1/1</b>
<b>OPPONENTS</b>	<b>0/0</b>	<b>1/1</b>	<b>2/3</b>	<b>1/2</b>	<b>1/2</b>

**B. Aubrey:** (21, 38) (35, 21, 55, 26, 30) (49, 27, 26) (23, 23, 33)

**OPP:** (45B, 36WL) (34) (39, 43, 62) (29, 52WR)

# 2023 DALLAS COWBOYS DEFENSIVE STATISTICS

RNK	PLAYER	TKL	AST	TOTAL	SACKS/YDS	TFL/YDS	QBPR	FR	FF	INT/YDS	PD
1.	Vander Esch, Leighton	13	10	23			2	1			
2.	Clark, Damone	13	8	21		1/-2					
3.	Kearse, Jayron	12	5	17			1			1/32	3
4.	Bell, Markquese	11	6	17		1/-5	1		1		
5.	Hooker, Malik	8	8	16						1/0	2
6.	Gilmore, Stephon	13	2	15						1/0	4
7.	Bland, DaRon	12	3	15		1/-3	2			3/86	4
8.	Odighizuwa, Osa	4	10	14	3.0/-18	1/-1	4				
9.	Parsons, Micah	6	6	12	4.0/-32	3/-7	24	1	1		1
10.	Wilson, Donovan	7	3	10		1/-5	1				
11.	Hankins, Johnathan	2	8	10			1				
12.	Lawrence, DeMarcus	5	4	9	2.0/-10	2/-6	15				1
13.	Lewis, Jourdan	6	2	8		1/-1					
14.	Armstrong, Dorance	3	5	8	2.0/-8	1/-2	7				
15.	Diggs, Trevon	4	2	6					1	1/8	3
16.	Golston, Chauncey	1	5	6	1.0/-9		4		1		
17.	Thomas, Juanyeh	3	2	5			1				1
18.	Smith, Mazi	1	3	4		1/-2	1				
19.	Gallimore, Neville	2	1	3		1/-2	3				
20.	Williams, Sam	0	3	3	1.0/-7		5				
21.	Goodwin, C.J.	0	2	2							
	Harper, Devin	0	2	2							
23.	Fowler, Dante	1	0	1	1.0/0		8		1		2
24.	Mukuamu, Israel							1			

Ast=Assist, TFL=Tackle for a Loss, QBPR=Pressures, Int=Interception, FR=Fumble Recovery, FF=Forced Fumble, PD=Pass Defense

2023 COWBOYS SPECIAL TEAMS							
RNK	PLAYER	S	A	TOT	FF	FR	BL
1.	Goodwin, C.J.	2	0	2			
	Tolbert, Jalen	2	0	2			
3.	Clark, Damone	1	0	1			
	Harper, Devin	1	0	1			
5.	Thomas, Juanyeh	0	0	0		1	

DEFENSIVE STATS BY RANK							
PRESSURES		SACKS		TACKLES FOR LOSS		INTERCEPTIONS	
PLAYER	NO	PLAYER	NO	PLAYER	NO	PLAYER	NO
1. M. Parsons	24	1. M. Parsons	4.0	1. M. Parsons	3	1. D. Bland	3
2. D. Lawrence	15	2. O. Odighizuwa	3.0	2. D. Lawrence	2	2. T. Diggs	1
3. D. Fowler	8	3. D. Armstrong	2.0	3. D. Armstrong	1	S. Gilmore	1
4. D. Armstrong	7	D. Lawrence	2.0	M. Bell	1	M. Hooker	1
5. S. Williams	5	5. D. Fowler	1.0	D. Bland	1	J. Kearse	1

FORCED FUMBLES		FUMBLE RECOVERIES		PASSES DEFENSED	
PLAYER	NO	PLAYER	NO	PLAYER	NO
1. M. Bell	1	1. I. Mukuamu	1	1. D. Bland	4
T. Diggs	1	M. Parsons	1	S. Gilmore	4
D. Fowler	1	L. Vander Esch	1	3. T. Diggs	3
C. Golston	1			J. Kearse	3
M. Parsons	1			5. D. Fowler	2



## TEAM GAME-BY-GAME SCORING

			COWBOYS						OPPONENTS						POINT	OVERALL
DATE	OPPONENT	W/L/T	1ST	2ND	3RD	4TH	OT	TOTAL	1ST	2ND	3RD	4TH	OT	TOTAL	DIFF	RECORD
9/10	at N.Y. Giants	W	16	10	7	7	--	40	0	0	0	0	--	0	+40	1-0
9/17	N.Y. Jets	W	7	11	6	6	--	30	0	10	0	0	--	10	+20	2-0
9/24	at Arizona	L	3	7	3	3	--	16	9	12	0	7	--	28	-12	2-1
10/1	New England	W	10	18	3	7	--	38	3	0	0	0	--	3	+35	3-1
10/8	at San Francisco															
10/16	at L.A. Chargers															
10/29	L.A. Rams															
11/5	at Philadelphia															
11/12	N.Y. Giants															
11/19	at Carolina															
11/23	Washington															
11/30	Seattle															
12/10	Philadelphia															
12/17	at Buffalo															
12/24	at Miami															
12/30	Detroit															
1/7	at Washington															
<b>2023 TOTALS</b>		<b>3-1</b>	<b>36</b>	<b>46</b>	<b>19</b>	<b>23</b>	<b>--</b>	<b>124</b>	<b>12</b>	<b>22</b>	<b>0</b>	<b>7</b>	<b>--</b>	<b>41</b>	<b>83</b>	<b>3-1</b>
<b>AVG/GAME</b>			<b>9.0</b>	<b>11.5</b>	<b>4.8</b>	<b>5.8</b>	<b>--</b>	<b>31.0</b>	<b>3.0</b>	<b>5.5</b>	<b>0.0</b>	<b>1.8</b>	<b>--</b>	<b>10.3</b>	<b>20.8</b>	





# GAME-BY-GAME PLAYER PARTICIPATION

PLAYERS	AT NYG	NYJ	AT ARI	NE																	
	9/10	9/17	9/24	10/1	10/8	10/16	10/29	11/5	11/12	11/19	11/23	11/30	12/10	12/17	12/24	12/30	1/7	GP	GS	DNP	I
Bryan Anger	P	P	P	P	-	-	-	-	-	-	-	-	-	-	-	-	-	4	0	0	0
Dorance Armstrong	P	P	P	P	-	-	-	-	-	-	-	-	-	-	-	-	-	4	0	0	0
Brandon Aubrey	P	P	P	P	-	-	-	-	-	-	-	-	-	-	-	-	-	4	0	0	0
Josh Ball	IR	IR	IR	IR	-	-	-	-	-	-	-	-	-	-	-	-	-	0	0	0	0
T.J. Bass	P	P	RG	P	-	-	-	-	-	-	-	-	-	-	-	-	-	4	1	0	0
Markqese Bell	P	P	P	P	-	-	-	-	-	-	-	-	-	-	-	-	-	4	0	0	0
Tyler Biadasz	C	C	I	C	-	-	-	-	-	-	-	-	-	-	-	-	-	3	3	0	1
Tyron Billy-Johnson	PS	PS	PS	PS	-	-	-	-	-	-	-	-	-	-	-	-	-	0	0	0	0
DaRon Bland	P	P	CB	CB	-	-	-	-	-	-	-	-	-	-	-	-	-	4	2	0	0
Earl Bostick	PS	PS	PS	PS	-	-	-	-	-	-	-	-	-	-	-	-	-	0	0	0	0
Jalen Brooks	D	P	D	D	-	-	-	-	-	-	-	-	-	-	-	-	-	1	0	0	3
Josh Butler	PS	PS	PS	PS	-	-	-	-	-	-	-	-	-	-	-	-	-	0	0	0	0
Damone Clark	LB	LB	LB	LB	-	-	-	-	-	-	-	-	-	-	-	-	-	4	4	0	0
Brandin Cooks	WR	I	WR	WR	-	-	-	-	-	-	-	-	-	-	-	-	-	3	3	0	1
Jalen Cropper	PS	PS	PS	PS	-	-	-	-	-	-	-	-	-	-	-	-	-	0	0	0	0
Malik Davis	PS	PS	PS	PS	-	-	-	-	-	-	-	-	-	-	-	-	-	0	0	0	0
Trevon Diggs	CB	CB	IR	IR	-	-	-	-	-	-	-	-	-	-	-	-	-	2	2	0	0
Rico Dowdle	P	P	P	P	-	-	-	-	-	-	-	-	-	-	-	-	-	4	0	0	0
David Durden	IR	IR	IR	IR	-	-	-	-	-	-	-	-	-	-	-	-	-	0	0	0	0
Chuma Edoga	LG	LG	LT	LT	-	-	-	-	-	-	-	-	-	-	-	-	-	4	4	0	0
Princeton Fant	PS	PS	PS	PS	-	-	-	-	-	-	-	-	-	-	-	-	-	0	0	0	0
Viliami Fehoko	D	D	D	D	-	-	-	-	-	-	-	-	-	-	-	-	-	0	0	0	4
Jake Ferguson	TE	TE	TE	TE	-	-	-	-	-	-	-	-	-	-	-	-	-	4	4	0	0
Dante Fowler	P	P	P	P	-	-	-	-	-	-	-	-	-	-	-	-	-	4	0	0	0
Neville Gallimore	P	P	P	P	-	-	-	-	-	-	-	-	-	-	-	-	-	4	0	0	0
Michael Gallup	WR	WR	WR	WR	-	-	-	-	-	-	-	-	-	-	-	-	-	4	4	0	0
Stephon Gilmore	CB	CB	CB	CB	-	-	-	-	-	-	-	-	-	-	-	-	-	4	4	0	0
Chauncey Golston	P	DE	P	DE	-	-	-	-	-	-	-	-	-	-	-	-	-	4	2	0	0
C.J. Goodwin	P	P	P	P	-	-	-	-	-	-	-	-	-	-	-	-	-	4	0	0	0
Johnathan Hankins	DT	DT	DT	DT	-	-	-	-	-	-	-	-	-	-	-	-	-	4	4	0	0
Sean Harlow	PS	PS	P	PS	-	-	-	-	-	-	-	-	-	-	-	-	-	1	0	0	0
Devin Harper	P	P	P	^	-	-	-	-	-	-	-	-	-	-	-	-	-	3	0	0	0
Peyton Hendershot	P	P	P	I	-	-	-	-	-	-	-	-	-	-	-	-	-	3	0	0	1
Brock Hoffman	P	P	C	P	-	-	-	-	-	-	-	-	-	-	-	-	-	4	1	0	0
Malik Hooker	S	S	S	S	-	-	-	-	-	-	-	-	-	-	-	-	-	4	4	0	0
Noah Igbinoghene	P	D	P	P	-	-	-	-	-	-	-	-	-	-	-	-	-	3	0	0	1
Malik Jefferson	PS	PS	PS	P	-	-	-	-	-	-	-	-	-	-	-	-	-	1	0	0	0
Durrell Johnson	PS	PS	PS	PS	-	-	-	-	-	-	-	-	-	-	-	-	-	0	0	0	0
Ronald Jones	R/SUS	R/SUS	^	^	-	-	-	-	-	-	-	-	-	-	-	-	-	0	0	0	0
Jayron Kearse	S	S	S	S	-	-	-	-	-	-	-	-	-	-	-	-	-	4	4	0	0
CeeDee Lamb	WR	WR	WR	WR	-	-	-	-	-	-	-	-	-	-	-	-	-	4	4	0	0
Trey Lance	I-QB3	I-QB3	I-QB3	I-QB3	-	-	-	-	-	-	-	-	-	-	-	-	-	0	0	0	4
DeMarcus Lawrence	DE	DE	DE	DE	-	-	-	-	-	-	-	-	-	-	-	-	-	4	4	0	0
Jourdan Lewis	I	P	P	P	-	-	-	-	-	-	-	-	-	-	-	-	-	3	0	0	1
Hunter Luepke	P	P	P	P	-	-	-	-	-	-	-	-	-	-	-	-	-	4	0	0	0
Zack Martin	RG	RG	I	RG	-	-	-	-	-	-	-	-	-	-	-	-	-	3	3	0	1
Sean McKeon	PS	PS	PS	P	-	-	-	-	-	-	-	-	-	-	-	-	-	1	0	0	0
Israel Mukuamu	P	P	D	D	-	-	-	-	-	-	-	-	-	-	-	-	-	2	0	0	2
Osa Odighizuwa	DT	DT	DT	DT	-	-	-	-	-	-	-	-	-	-	-	-	-	4	4	0	0
DeMarvion Overshown	IR	IR	IR	IR	-	-	-	-	-	-	-	-	-	-	-	-	-	0	0	0	0
Micah Parsons	DE	LB	DE	LB	-	-	-	-	-	-	-	-	-	-	-	-	-	4	4	0	0
Tony Pollard	RB	RB	RB	RB	-	-	-	-	-	-	-	-	-	-	-	-	-	4	4	0	0
Dak Prescott	QB	QB	QB	QB	-	-	-	-	-	-	-	-	-	-	-	-	-	4	4	0	0
Willington Previlon	PS	PS	PS	PS	-	-	-	-	-	-	-	-	-	-	-	-	-	0	0	0	0
Billy Price	^	^	^	PS	-	-	-	-	-	-	-	-	-	-	-	-	-	0	0	0	0
Sheldrick Redwine	PS	PS	PS	PS	-	-	-	-	-	-	-	-	-	-	-	-	-	0	0	0	0
Asim Richards	P	P	P	P	-	-	-	-	-	-	-	-	-	-	-	-	-	4	0	0	0
Cooper Rush	P	DNP	DNP	P	-	-	-	-	-	-	-	-	-	-	-	-	-	2	0	2	0
Luke Schoonmaker	P	P	P	P	-	-	-	-	-	-	-	-	-	-	-	-	-	4	0	0	0
Eric Scott	D	D	D	D	-	-	-	-	-	-	-	-	-	-	-	-	-	0	0	0	4
Trent Sieg	P	P	P	P	-	-	-	-	-	-	-	-	-	-	-	-	-	4	0	0	0
Mazi Smith	P	P	P	P	-	-	-	-	-	-	-	-	-	-	-	-	-	4	0	0	0
Tyler Smith	I	I	LG	LG	-	-	-	-	-	-	-	-	-	-	-	-	-	2	2	0	2
Tyron Smith	LT	LT	DNP	I	-	-	-	-	-	-	-	-	-	-	-	-	-	2	2	1	1
Terence Steele	RT	RT	RT	RT	-	-	-	-	-	-	-	-	-	-	-	-	-	4	4	0	0
John Stephens	IR	IR	IR	IR	-	-	-	-	-	-	-	-	-	-	-	-	-	0	0	0	0
Alex Taylor-Prioleau	PS	PS	PS	PS	-	-	-	-	-	-	-	-	-	-	-	-	-	0	0	0	0
Juanyeh Thomas	S	P	P	P	-	-	-	-	-	-	-	-	-	-	-	-	-	4	1	0	0
Jalen Tolbert	P	WR	P	P	-	-	-	-	-	-	-	-	-	-	-	-	-	4	1	0	0
KaVontae Turpin	P	P	P	P	-	-	-	-	-	-	-	-	-	-	-	-	-	4	0	0	0
Leighton Vander Esch	LB	LB	LB	LB	-	-	-	-	-	-	-	-	-	-	-	-	-	4	4	0	0
Deuce Vaughn	P	P	P	P	-	-	-	-	-	-	-	-	-	-	-	-	-	4	0	0	0
Matt Waletzko	IR	IR	IR	IR	-	-	-	-	-	-	-	-	-	-	-	-	-	0	0	0	0
Tyrus Wheat	PS	PS	PS	PS	-	-	-	-	-	-	-	-	-	-	-	-	-	0	0	0	0
Sam Williams	P	P	P	P	-	-	-	-	-	-	-	-	-	-	-	-	-	4	0	0	0
Donovan Wilson	I	I	S	P	-	-	-	-	-	-	-	-	-	-	-	-	-	2	1	0	2
Nahshon Wright	IR	IR	IR	IR	-	-	-	-	-	-	-	-	-	-	-	-	-	0	0	0	0

**LEGEND:**  
 Position abbreviation indicated start, P=Played, D=Inactive, I=Inactive/Injured, I-QB3=Inactive - QB3, DNP=Did Not Play, PS=Practice Squad, IR=Reserve/Injured, R/SUS=Reserve/Suspended, A=Not on Roster, ^=With Other Team

## 2023/2022 STATISTICAL COMPARISON

COWBOYS OFFENSE	2023	2022	DIFFERENCE
Wins	3	3	0
Losses	1	1	0
Points Scored	124	71	<b>53</b>
Touchdowns	12	6	<b>6</b>
Field Goals Made	13	10	<b>3</b>
Field Goals Attempted	13	11	<b>2</b>
Field Goal Percentage	100.0%	90.9%	<b>9.1%</b>
Third Down Efficiency	51.6%	30.2%	<b>21.4%</b>
Net Yards per Game	360.0	312.8	<b>47.3</b>
<i>NFL Rank -- Net Yds. per Game</i>	11	24	<b>-13</b>
Average Plays per Game	70.5	60.3	<b>10.3</b>
Average Yards per Play	5.1	5.2	-0.1
Rushing Yards per Game	141.3	104.0	<b>37.3</b>
<i>NFL Rank -- Rush Yds. per Game</i>	7	19	<b>-12</b>
Average Yards per Rush	4.1	4.0	<b>0.1</b>
Rushing Attempts per Game	34.3	26.0	<b>8.3</b>
Rushing Touchdowns	4	2	<b>2</b>
Net Passing Yards per Game	218.8	208.8	<b>10.0</b>
<i>NFL Rank -- Net Pass Yds. per Game</i>	13	22	<b>-9</b>
Yards per Pass Attempt	6.7	6.6	0.0
Passing Attempts	139	131	<b>8</b>
Passing Completions	99	76	<b>23</b>
Completion Percentage	71.2%	58.0%	<b>13.2%</b>
Passing Touchdowns	4	4	0
Interceptions Thrown	1	1	0
Sacks Allowed	6	6	0
Fumbles	4	1	<b>3</b>
Fumbles Lost	0	1	<b>-1</b>
Penalties	29	27	<b>2</b>
Penalty Yards	212	208	<b>4</b>
Gross Punting Average	51.5	45.3	<b>6.3</b>
Net Punting Average	46.5	41.2	<b>5.4</b>
Punt Return Average	6.0	12.4	-6.4
Kickoff Return Average	0.0	20.2	-20.2

COWBOYS DEFENSE (OPPONENT)	2023	2022	DIFFERENCE
Points Allowed	41	62	<b>-21</b>
Total Touchdowns Allowed	4	4	0
Field Goals Made	5	11	<b>-6</b>
Field Goals Attempted	8	13	<b>-5</b>
Field Goal Percentage	62.5%	84.6%	<b>-22.1%</b>
Third Down Efficiency	30.6%	33.3%	<b>-2.7%</b>
Net Yards per Game	259.8	308.5	<b>-48.8</b>
<i>NFL Rank -- Net Yds. per Game</i>	2	6	<b>-4</b>
Average Plays per Game	54.8	66.8	<b>-12.0</b>
Average Yards per Play	4.7	4.6	0.1
Rushing Yards per Game	111.8	137.5	<b>-25.8</b>
<i>NFL Rank -- Rush Yds. per Game</i>	15	26	<b>-11</b>
Average Yards per Rush	4.6	5.0	<b>-0.4</b>
Rushing Attempts per Game	24.3	27.5	<b>-3.3</b>
Rushing Touchdowns Allowed	2	1	<b>1</b>
Net Passing Yards per Game	148.0	171.0	<b>-23.0</b>
<i>NFL Rank -- Net Pass Yds. per Game</i>	2	6	<b>-4</b>
Yards per Pass Attempt	6.3	5.5	0.8
Passing Attempts	108	142	<b>-34</b>
Passing Completions	62	87	<b>-25</b>
Completion Percentage	57.4%	61.3%	<b>-3.9%</b>
Passing Touchdowns Allowed	2	3	<b>-1</b>
Interceptions	7	4	<b>3</b>
Sacks	14	15	-1
Fumbles Caused	7	2	<b>5</b>
Fumbles Recovered	3	0	<b>3</b>
Penalties	25	31	-6
Penalty Yards	220	253	-33
Gross Punting Average	48.0	46.6	1.4
Net Punting Average	45.9	42.1	3.8
Punt Return Average	6.2	7.1	<b>-0.9</b>
Kickoff Return Average	28.0	18.0	10.0

**Bold indicates Cowboys improvement**

# GAME-BY-GAME STARTERS AND INACTIVES

## 2023 REGULAR SEASON

### OFFENSE

DATE	OPPONENT	WR	LT	LG	C	RG	RT	TE	TE	WR	WR	QB	RB
9/10	at N.Y. Giants	B. Cooks	T. Smith	C. Edoga	T. Biadasz	Z. Martin	T. Steele	J. Ferguson		M. Gallup	C. Lamb	D. Prescott	T. Pollard
9/17	N.Y. Jets	M. Gallup	T. Smith	C. Edoga	T. Biadasz	Z. Martin	T. Steele	J. Ferguson		J. Tolbert	C. Lamb	D. Prescott	T. Pollard
9/24	at Arizona	B. Cooks	C. Edoga	T. Smith	B. Hoffman	<u>T. Bass</u>	T. Steele	J. Ferguson		M. Gallup	C. Lamb	D. Prescott	T. Pollard
10/1	New England	B. Cooks	C. Edoga	T. Smith	T. Biadasz	Z. Martin	T. Steele	J. Ferguson		M. Gallup	C. Lamb	D. Prescott	T. Pollard
10/8	at San Francisco												
10/16	at L.A. Chargers												
10/29	L.A. Rams												
11/5	at Philadelphia												
11/12	N.Y. Giants												
11/19	at Carolina												
11/23	Washington												
11/30	Seattle												
12/10	Philadelphia												
12/17	at Buffalo												
12/24	at Miami												
12/30	Detroit												
1/7	at Washington												

## 2023 REGULAR SEASON

### DEFENSE

DATE	OPPONENT	DE	DT	DT	DE	LB	LB	LB	CB	CB	S	S	S
9/10	at N.Y. Giants	D. Lawrence	J. Hankins	O. Odighizuwa	M. Parsons	L. Vander Esch	D. Clark		S. Gilmore	T. Diggs	J. Kearse	M. Hooker	J. Thomas
9/17	N.Y. Jets	D. Lawrence	J. Hankins	O. Odighizuwa	C. Golston	L. Vander Esch	D. Clark	M. Parsons	S. Gilmore	T. Diggs	J. Kearse	M. Hooker	
9/24	at Arizona	D. Lawrence	J. Hankins	O. Odighizuwa	M. Parsons	L. Vander Esch	D. Clark		S. Gilmore	D. Bland	J. Kearse	M. Hooker	D. Wilson
10/1	New England	D. Lawrence	J. Hankins	O. Odighizuwa	C. Golston	L. Vander Esch	D. Clark	M. Parsons	S. Gilmore	D. Bland	J. Kearse	M. Hooker	
10/8	at San Francisco												
10/16	at L.A. Chargers												
10/29	L.A. Rams												
11/5	at Philadelphia												
11/12	N.Y. Giants												
11/19	at Carolina												
11/23	Washington												
11/30	Seattle												
12/10	Philadelphia												
12/17	at Buffalo												
12/24	at Miami												
12/30	Detroit												
1/7	at Washington												

Rookies underlined.

## 2023 REGULAR SEASON INACTIVES

DATE	OPPONENT	1	2	3	4	5	6	7
9/10	at N.Y. Giants	<u>J. Brooks</u>	<u>V. Fehoko</u>	T. Lance-*	J. Lewis-I	<u>E. Scott</u>	Tyler Smith-I	D. Wilson-I
9/17	N.Y. Jets	B. Cooks-I	<u>V. Fehoko</u>	N. Igbinoghene	T. Lance-*	<u>E. Scott</u>	Tyler Smith-I	D. Wilson-I
9/24	at Arizona	T. Biadasz-I	<u>J. Brooks</u>	<u>V. Fehoko</u>	T. Lance-*	Z. Martin-I	I. Mukuamu	<u>E. Scott</u>
10/1	New England	<u>J. Brooks</u>	<u>V. Fehoko</u>	P. Hendershot-I	T. Lance-*	I. Mukuamu	<u>E. Scott</u>	Tyron Smith-I
10/8	at San Francisco							
10/16	at L.A. Chargers							
10/29	L.A. Rams							
11/5	at Philadelphia							
11/12	N.Y. Giants							
11/19	at Carolina							
11/23	Washington							
11/30	Seattle							
12/10	Philadelphia							
12/17	at Buffalo							
12/24	at Miami							
12/30	Detroit							
1/7	at Washington							

Underline denotes rookie, "I" denotes injury, "\*" denotes QB3

# GAME-BY-GAME ELEVATIONS

<b>Date</b>	<b>Opponent</b>	<b>STANDARD ELEVATION</b>	
9/10	@ N.Y. Giants	CB, C.J. Goodwin	C, Brock Hoffman
9/17	N.Y. Jets	CB, C.J. Goodwin	C, Brock Hoffman
9/24	@ Arizona	C, Sean Harlow	C, Brock Hoffman
10/1	New England	LB, Malik Jefferson	TE, Sean McKeon
10/8	@ San Francisco		
10/16	@ LA Chargers		
10/29	LA Rams		
11/5	@ Philadelphia		
11/12	N.Y. GIANTS		
11/19	@ Carolina		
11/23	Washington		
11/30	Seattle		
12/10	Philadelphia		
12/17	@ Buffalo		
12/24	@ Miami		
12/30	Detroit		
1/7/23	@ Washington		



**NON-MEDIA GUIDE BIOS**



ONE COWBOYS WAY ★ FRISCO, TEXAS 75034 ★ P:972.497.4959 ★ WWW.DALLASCOWBOYS.COM

## 2023 NON-MEDIA GUIDE BIOS

**BRANDON AUBREY**  
17 • Kicker

6-3 • 208 • 3/14/95  
Notre Dame • FA-'23  
NFL: Rookie • Rookie  
Games/Starts: 2022-0/0; Career-0/0  
Postseason: 2022-0/0; Career-0/0



### TRANSACTION SUMMARY:

**7/6/23:** Signed with Dallas as a free agent.

#### 2023 (USFL):

- Returned to the Birmingham Stallions for the 2023 season and converted 14-of-15 field goals and all 35 PATs.
- Led the league in kickoffs, notching 57 kicks and six touchbacks (10.5%).
- Helped lead the Stallions to their second consecutive USFL title.

#### 2022 (USFL):

- Drafted as a placekicker by the Birmingham Stallions in the 32nd round of the 2022 USFL Draft.
- Led the league in kicking, making 18-of-22 field goals and 22-of-24 PATs on the season.
- Responsible for Stallion kickoffs, leading the league with 55 total kicks and tallied seven touchbacks (12.7%).
- Helped the Stallions to programs first championship title.
- Earned All-USFL honors.

#### COLLEGE:


- Played four seasons of soccer at Notre Dame (2013-16).
- Scored 15 goals and totalled four assists in 76 appearances as a defender for the Fighting Irish.
- In his senior season at Notre Dame, was named NSCAA third-team All-American, NSCAA first-team All-South Region, and first-team All-ACC.
- Drafted in the first round of the 2017 MLS Draft (21st overall) by Toronto FC, playing for their minor league affiliate and then signed with the Philadelphia Union in 2018 to play with its minor league affiliate.

#### PERSONAL:

- Attended Plano, Texas, High School where he played soccer his freshman and sophomore years.
- Rated as the 24th best recruit in the class of 2013 by College Soccer News and ranked as the 43rd best player nationally in the class of 2013 according to Top Drawer Soccer.
- Graduated with a computer science degree from Notre Dame.

**NOAH IGBINOGHENE** (IGG-bin-AWG-guh-nee)  
19 • Cornerback

5-11 • 194 • 11/27/99  
Auburn • T(Mia)-'23  
NFL: 4th Year • Cowboys: 1st Year  
Games/Starts: 2022-9/2; Career-32/5  
Postseason: 2022-0/0; Career-0/0



**PRO:** The Dallas Cowboys added depth to the secondary when they traded for former first round pick, Noah Igbinoghene, right before the 2023 roster cut deadline. Igbinoghene, originally drafted by Miami, 30th overall, in the 2020 NFL Draft, gets a clean slate in Dallas. Over three seasons with the Dolphins, Igbinoghene saw action in 32 games and tallied 24 tackles, one interception and five pass breakups with two fumble recoveries.

### TRANSACTION SUMMARY:

**8/29/23:** Traded to Dallas from Miami for Kelvin Joseph.

**4/23/20:** Drafted in the first round (30th overall) by Miami.

#### 2023 (Miami/Dallas):

- Went to training camp with Miami and was traded to Dallas at the roster cut deadline.

#### 2022 (Miami):

- Played in nine games and accumulated two starts during his third season with the Dolphins recording 10 tackles, one interception and three pass breakups.
- Notched his first career interception to clinch a Miami victory over Pittsburgh (10/23) when he picked off Kenny Pickett in the endzone with 30 seconds remaining in the game.

**2021 (Miami):**

- Saw action in seven games and recorded one start while tallying four tackles and two special teams tackles.
- Recorded a season-high four tackles at Jacksonville in London (10/17).

**2020 (Miami):**

- Played 16 games and accumulated two starts in his rookie season and notched 10 tackles, two pass breakups, three special teams tackles and two fumble recoveries.
- Amassed four kickoff returns for 68 yards (17.0 avg).
- Made his NFL debut at New England (9/13), recording two tackles and becoming the youngest player in Dolphins history to appear in a game at 20 years, 291 days old.
- Made his !rst start at safety at Jacksonville (9/24), notching three tackles and his !rst career pass breakup.

**COLLEGE:**

- Was a three-year letterman (2017-19) and two-year starter at Auburn, switching from wide receiver to cornerback before his sophomore season.
- Saw action in 40 games and accumulated 22 starts as a Tiger, !nishing with 92 tackles, one interception, 19 pass breakups, one forced fumble, six receptions for 24 yards (4.0 avg), one carry for 11 yards, 44 kickoff returns for 1,199 yards (27.3 avg) and two touchdowns.
- In 2019, started all 13 games at cornerback, amassing 42 tackles, seven passes defensed, nine kickoff returns for 1,199 yards (27.3 avg) and one kickoff return touchdown.
- Played in 13 games with nine starts at corner during the 2018 season. Accrued 50 tackles, one interception, 12 passes defensed, one forced fumble and 11 kickoff returns for 311 yards (28.3 avg).
- Saw action in all 14 games as a freshman in 2017, tallying six receptions for 24 yards (4.0 avg), one carry for 11 yards, 24 kickoff returns for 571 yards (28.3 avg) and one kickoff return touchdown.

**PERSONAL:**

- Attended Hewitt-Trussville High School in Trussville, Ala, where he played wide receiver.
- Competed in track and !eld at Auburn his freshman year, where he !nished seventh in the triple jump (15.24m) at the 2018 SEC Indoor Championships.
- His parents, Festus and Faith Igbino ghene, were both Olympic track athletes for Nigeria.
- Majored in business management at Auburn.

**IGBINOGHENE'S NFL TOTALS**

Year Team	GP-GS	DEFENSE							INTERCEPTIONS					FUMBLES REC					
		ST	AT	TT	Sks-Yds	Tk/Ls	QB Prs	PBU	FF	No	Yds	Avg	Lg	TD	No	Yds	Avg	Lg	TD
2020 Miami	16-2	9	1	- 10	0.0(0)	0(0)	0	2	0	0	0	0.0	0	0	2	0	0.0	0	0
2021 Miami	7-1	4	0	- 4	0.0(0)	0(0)	0	0	0	0	0	0.0	0	0	0	0	0.0	0	0
2022 Miami	9-2	8	2	- 10	0.0(0)	0(0)	0	3	0	1	0	0.0	0	0	0	0	0.0	0	0
<b>Totals</b>	<b>32-5</b>	<b>21</b>	<b>3</b>	<b>- 24</b>	<b>0.0(0)</b>	<b>0(0)</b>	<b>0</b>	<b>5</b>	<b>0</b>	<b>1</b>	<b>0</b>	<b>0.0</b>	<b>0</b>	<b>0</b>	<b>2</b>	<b>0</b>	<b>0.0</b>	<b>0</b>	<b>0</b>


  

Year Team	KICKOFF RETURNS				
	No	Yds	Avg	Long	TD
2020 Miami .....	4	68	17.0	22	0
2021 Miami .....	0	0	0.0	-	0
2022 Miami .....	0	0	0.0	-	0

**TREY LANCE**  
**15 • Quarterback**

6-4 • 224 • 5/9/00  
 North Dakota State • T(SF)-23  
 NFL: 3rd Year • Cowboys: 1st Year  
 Games/Starts: 2022-2/2; Career-8/4  
 Postseason: 2022-0/0; Career-0/0





**PRO:** Prior to their !nal 2023 preseason game, the Dallas Cowboys added a young, talented signal caller to the quarterback room when sending a 2024 fourth round pick to the San Francisco 49ers for Trey Lance, the former third overall pick from the 2021 NFL Draft. While learning under veteran quarterbacks Dak Prescott and Cooper Rush in Dallas, Lance will continue to develop his dual-threat abilities that made him such a sought after prospect in the Draft. Along with 797 career passing yards, Lance has rushed for 235 yards on 54 carries (4.4 avg.) in eight career games. Lance began the 2022 season as San Francisco's starting quarterback before suffering a season-ending ankle injury in Week 2.

**TRANSACTION SUMMARY:**

- 8/26/23:** Traded to Dallas from San Francisco for a 2024 fourth round pick.
- 9/21/22:** Placed on Reserve/Injured with an ankle injury.
- 4/29/21:** Drafted in the !rst round (third overall) by San Francisco.

**2023 (San Francisco/Dallas):**

- Started training camp on the 49ers roster before being traded to Dallas prior to the last preseason game.

**2022 (San Francisco):**

- Started two games and completed 15-of-31 passes for 194 yards, while adding 67 rushing yards on 16 carries (4.2 avg.), before suffering a season-ending ankle injury in the Week 2 contest against Seattle (9/18).

**2021 (San Francisco):**

- Appeared in six games as a rookie, with two starts, and completed 41 of his 71 pass attempts (57.7%) for 603 yards, !ve touchdowns and a quarterback rating of 97.3. Also added 38 rushes for 168 yards and a score.
- Threw for a touchdown on his !rst two pass attempts - a !ve-yard touchdown pass at Detroit (9/12) and 76-yard score against Seattle (10/3) - to become the !rst player in the last 40 years to throw a touchdown on each of his !rst two pass completions.
- Stepped in for an injured Jimmy Garoppolo (calf) in the second half against Seattle (10/3), completing nine-of-19 passes for 157 yards, two touchdowns and a quarterback rating of 117.1.
- Made his !rst career start at Arizona (10/10), completing 15-of-29 attempts for 192 yards and rushing for 89 yards on 16 carries (5.6 avg.).
- Started his second game of the season in Week 17 against Houston (1/2/22), setting career-highs in passing yards (249), completion percentage (69.6%) and tied a career-high with two touchdown passes.

**COLLEGE:**

- Appeared in 19 games, with 17 starts, in three seasons at North Dakota State (2018-20) as a dual-threat quarterback, completing 208-of-318 attempts (65.4%) for 2,947 passing yards, 30 touchdowns and one interception to go along with 1,325 rushing yards and 18 touchdowns on 192 carries (6.9 avg.).
- Started one game in 2020 before the season was canceled due to the COVID-19 pandemic. In his lone appearance, threw for 149 yards and two touchdowns while adding 143 rushing yards and two scores on the ground.
- In 2019 as a redshirt freshman, started all 16 games and completed 192-of-287 passes (66.9%) for 2,786 yards and 28 touchdowns while rushing for 1,100 yards and 14 touchdowns. Became the first freshman to be awarded the STATS FCS Walter Payton Award as the top offensive player in the FCS. Also awarded the Jerry Rice Award as the top freshman player, becoming the first player to win both major FCS legacy awards in the same season.
- Redshirted as a true freshman in 2018, playing in two contests and attempting just one pass.

**PERSONAL:**

- Attended Marshall, Minn., High School where he was a three-year starter at both quarterback and safety. In his senior season, threw for 1,386 yards and 14 touchdowns with 641 rushing yards and 10 touchdowns on the ground. Also recorded 54 tackles and three interceptions.
- Team captain and all-conference performer in both football and basketball at Marshall High School.
- Majored in strategic communication with a minor in business administration at North Dakota State.

**LANCE'S NFL TOTALS**

Year Team	GP-GS	PASSING											
		Att	Cmp	Pct	Yds	Yds/Att	TD	TD%	Int	Int%	Long	Sacks	Rating
2021 San Francisco.....	6-2	71	41	57.7	603	8.5	5	7.0	2	2.8	76t	4/15	97.3
2022 San Francisco.....	2-2	31	15	48.4	194	6.3	0	0.0	1	3.2	44	2/9	55.0
<b>Totals.....</b>	<b>8-4</b>	<b>102</b>	<b>56</b>	<b>54.9</b>	<b>797</b>	<b>7.8</b>	<b>5</b>	<b>4.9</b>	<b>3</b>	<b>2.9</b>	<b>76t</b>	<b>6/24</b>	<b>84.5</b>

Year Team	RUSHING				
	No	Yds	Avg	Long	TD
2021 San Francisco.....	38	168	4.4	15	1
2022 San Francisco.....	16	67	4.2	13	0
<b>Totals.....</b>	<b>54</b>	<b>235</b>	<b>4.4</b>	<b>15</b>	<b>1</b>





**UPDATED PLAYER BIOS**



ONE COWBOYS WAY ★ FRISCO, TEXAS 75034 ★ P:972.497.4959 ★ WWW.DALLASCOWBOYS.COM

# 2023 PLAYER BIO UPDATES Week 5 at San Francisco 49ers

## 5 Bryan Anger, P

Games/Starts: 2023-4/0 Career-180/0  
Playoffs: 2022-2/0 Career-5/0

	Punting									
	No	Yds	Avg	TB	In20	Lg	Blk	Ret	RetYds	Net
Last Game.....	2	112	56.0	0	2	57	0	1	-2	57.0
2023.....	10	515	51.5	1	4	57	0	5	31	46.4
Career.....	794	37,042	46.7	60	287	83	5	360	2,896	41.2

	Special Teams							
	Solo	Asst	Tot	FF	FR	BP	BFG	BXP
Career.....	-	-	13					

**at N.Y. Giants (9/10)** Had three punts for a gross average of 48.7 and a net average of 39.7, with one punt downed inside the opponent's 20-yard line and one touchback.

**vs. N.Y. Jets (9/17)** Punted three times for a gross average of 51.7 and a net average of 49.3, with one punt downed inside the opponent's 20-yard line and a long punt of 55 yards.

**at Arizona (9/24)** Had two punts, with a long of 52 yards, and posted a gross average of 51.0 and a net average of 41.5.

**vs. New England (10/1)** Punted away two balls for a gross average of 56.0 and a net average of 57.0, with two punts downed inside the 20-yard line and a long punt of 57 yards. Also successfully completed a two-point conversion when he threw a scoring pass to defensive lineman Chauncey Golston on a fake extra point attempt in the second quarter.

## 92 Dorance Armstrong, DE

Games/Starts: 2023-4/0 Career-80/13  
Playoffs: 2022-2/0 Career-3/0

	Tackles			Sks/ Yds	Tkl/ Loss	QB Prs	PBU	FF-FR
	Solo	Asst	Tot					
Last Game.....	1	-	2			2		
2023.....	3	5	8	2.0(-8)	1(-2)	7		
Career.....	83	54	137	18.0(-121)	5(-12)	77	3	2-5

	Interceptions					Fumble Recoveries				
	No.	Yds.	Avg.	Lg	TD	No.	Yds.	Avg.	Lg	TD
Career.....						3	37	12.3	37ft	1

	Special Teams							
	Solo	Asst	Tot	FF	FR	BP	BFG	BXP
Career.....	5	1	6	1	1	2	1	

**at N.Y. Giants (9/10)** Had two tackles, 2.0 sacks - third career game with 2.0-or-more sacks - a tackle for loss and four quarterback hurries. His two sacks contributed to a team seven sacks, second-most in a season opener in team history, trailing only the nine against Pittsburgh (9/4/94). Part of a defense whose 40-0 victory marked the largest shutout in Cowboys history and the largest shutout in a NFL season opener since 1999 when Pittsburgh defeated Cleveland 43-0.

**vs. N.Y. Jets (9/17)** Contributed two stops and a hurry.

**at Arizona (9/24)** Made two stops.

**vs. New England (10/1)** Logged two tackles and two hurries.

## 17 Brandon Aubrey, K

Games/Starts: 2023-4/0 Career-4/0  
Playoffs: 2022-0/0 Career-0/0

	Scoring				Kickoffs				
	PAT	FG	Lng	Pts	No	TB	TB%	Opp Ret	Avg. Ret
Last Game.....	3-3	3-3	33	12	8	8	100.0	0	0.0
2023.....	9-10	13-13	55	48	29	28	96.6	1	28.0
Career.....	9-10	13-13	55	48	29	28	96.6	1	28.0

	10-19	20-29	30-39	40-49	50+	Total	Pct
	Last Game.....	0-0	2-2	1-1	0-0	0-0	3-3
2023.....	0-0	7-7	4-4	1-1	1-1	13-13	100.0
Career.....	0-0	7-7	4-4	1-1	1-1	13-13	100.0

**at N.Y. Giants (9/10)** Made his NFL debut as Dallas' placekicker and connected on both of his first career field goals (21, 38) and was four-of-five on the first extra points of his career. Also handled kickoff duties, landing touchbacks on all eight.

**vs. N.Y. Jets (9/17)** Successful on all five of his field goal attempts (35, 21, 55, 26, 30) and his lone PAT. Also had touchbacks on all eight kickoffs for the second straight week. Became the fourth Cowboys rookie kicker to make at least five field goals in a game (Dan Bailey, Roger Ruzek, Richie Cunningham) and the first since Bailey made six against Washington in 2011 (9/26). His seven field goals made in 2023 are the second-most through a Cowboys kicker's first two career games, trailing only Cunningham (eight in 1997), and he is also the first kicker in franchise history to make all of his first seven field goal attempts. His 55-yard field goal was the third-longest field goal by a Cowboys rookie kicker, trailing only Brett Maher's 62 and 59-yard field goals as a rookie in 2018.

**at Arizona (9/24)** Connected on all three field goals (49, 27, 26) and his lone PAT. Also had four touchbacks on five kickoffs. Became the first rookie kicker in franchise history to make his first 10 career field goal attempts. Also became the fifth kicker in NFL history to make 10 field goals in his first three career games.

**vs. New England (10/1)** Was once again perfect on all three field goals (23, 23, 33) and all three PATs. For the season, he is a perfect 13-of-13 on all field goal attempts, and is the eighth kicker in NFL history to start his career 13-for-13 or better.

## 66 T.J. Bass, G

Games/Starts: 2023-4/1 Career-4/1

**at N.Y. Giants (9/10)** Made his NFL debut on special teams, then entered the game in the third quarter on offense at left guard in place of an injured Chuma Edoga.

**vs. N.Y. Jets (9/17)** Entered the game on offense in the second half for an injured Edoga (elbow) at left guard. Also played on special teams.

**at Arizona (9/24)** Made his first career start in place of an injured Zack Martin (ankle). Blocked for an offense that accumulated a season-high 416 total net yards and 185 rushing yards. The offense also notched 26 first downs, including a season-best 12 rushing first downs that tied the most rushing first downs in a game since Head Coach Mike McCarthy arrived in 2020 - against Carolina (10/3/21) and at Minnesota (11/20/22).

**vs. New England (10/1)** Played on offense and special teams.

## 14 Markquese Bell, LB

Games/Starts: 2023-4/0 Career-9/0  
Playoffs: 2022-2/0 Career-2/0

	Solo	Tackles Asst – Tot	Sks/ Yds	Tkl/ Loss	QB Prs	PBU	FF-FR
Last Game	2	1 – 3					
2023	11	6 – 17		1(-5)	1		1-0
Career	12	6 – 18		1(-5)	1		1-0

• Served as the special teams captain in Week 4.

**at N.Y. Giants (9/10)** Played on special teams and defense at linebacker, where he registered a career-high and team leading eight tackles along with a tackle for loss and a forced fumble - both the first of his career. Part of a defense whose 40-0 victory marked the largest shutout in Cowboys history and the largest shutout in a NFL season opener since 1999 when Pittsburgh defeated Cleveland 43-0.

**vs. N.Y. Jets (9/17)** Posted four tackles and his first career quarterback pressure.

**at Arizona (9/24)** Assisted on two tackles.

**vs. New England (10/1)** Made three stops.

## 63 Tyler Biadasz, C

Games/Starts: 2023-3/3 Career-48/40  
Playoffs: 2022-2/2 Career-3/3

**at N.Y. Giants (9/10)** Started the season opener at center and blocked for an offense that generated 265 total net yards, including 122 yards on the ground highlighted by 70 rushing yards and two rushing scores by Tony Pollard. The line also did not allow a sack of Dak Prescott during 24 dropbacks as he passed for 143 yards.

**vs. N.Y. Jets (9/17)** Part of an offense that commanded the time of possession with a mark of 42:15, the second-highest amount for a non-overtime, regular season game in franchise history. Collectively, the offense compiled 382 total net yards and 26 first downs

**at Arizona (9/24)** Inactive/Injured-Hamstring.

**vs. New England (10/1)** Returned to the starting lineup after missing the previous game due to injury (hamstring). Assisted the offense in compiling four drives of 10-plus plays, giving the Dallas offense a league-leading 16 on the season. On the day, the offense racked up 377 total net yards and 22 first downs, while holding the ball for 35:09.

## 26 DaRon Bland, CB

Games/Starts: 2023-4/2 Career-21/10  
Playoffs: 2022-2/2 Career-2/2

	Solo	Tackles Asst – Tot	Sks/ Yds	Tkl/ Loss	QB Prs	PBU	FF-FR
Last Game	3	1 – 4				3	
2023	12	3 – 15		1(-3)	2	4	
Career	52	19 – 71		2(-5)	4	11	

	No.	Interceptions				Fumble Recoveries				
		Yds.	Avg.	Lg	TD	No.	Yds.	Avg.	Lg	TD
Last Game	2	64	32.0	54t	1					
2023	3	86	28.7	54t	2					
Career	8	105	13.1	54t	2					

Career	Solo	Special Teams				FR	BP	BFG	BXP
		Asst	Tot	FF	FR				
	2	0	–	2					

**at N.Y. Giants (9/10)** Had three stops, one for loss, a hurry, a pass breakup and an interception returned 22 yards for his first career score. His six career picks are tied for the most in the NFL since 2022 and tied with Derek Ross for fifth-most in team history through a player's first 18 games. Part of a defense whose 40-0 victory was the largest shutout in team history and largest shutout in a NFL season opener since 1999 when Pittsburgh defeated Cleveland 43-0.

**vs. N.Y. Jets (9/17)** Logged two tackles and a hurry.

**at Arizona (9/24)** Made his first start of the season to the tune of six tackles.

**vs. New England (10/1)** Collected a career-high tying two interceptions - one returned 54 yards for a touchdown - a career-best three pass breakups and four tackles. Became the third cornerback in Cowboys history with multiple interception return touchdowns in the same season, joining Trevon Diggs (two) in 2021 and Larry Brown (two) in 1995. It was his second career multi-interception game - first since against Indianapolis (12/4/22) - and his eight interceptions since the start of the 2022 season lead the NFL.

## 83 Jalen Brooks, WR

Games/Starts: 2023-1/0 Career-1/0

Last Game	Receiving				
	Rec.	Yds.	Avg.	Lg	TD
2023					
Career					

**at N.Y. Giants (9/10)** Inactive.

**vs. N.Y. Jets (9/17)** Made the first appearance of his NFL career on offense and special teams but did not record any stats.

**at Arizona (9/24)** and **vs. New England (10/1)** Inactive.

## 33 Damone Clark, LB

Games/Starts: 2023-4/4 Career-14/9  
Playoffs: 2022-2/0 Career-2/0

	Solo	Tackles Asst – Tot	Sks/ Yds	Tkl/ Loss	QB Prs	PBU	FF-FR
Last Game	4	2 – 6					
2023	13	8 – 21					
Career	45	26 – 71		1(-3)	1		2-0

Last Game	Solo	Asst	Special Teams				FR	BP	BFG	BXP
			Tot	FF	FR	BP				
2023	1	0	–	1						
Career	3	1	–	4						

**at N.Y. Giants (9/10)** Started at linebacker in the season opener and contributed five tackles. Part of a defense whose 40-0 victory marked the largest shutout in Cowboys history and the largest shutout in a NFL season opener since 1999 when Pittsburgh defeated Cleveland 43-0.

**vs. N.Y. Jets (9/17)** Added a tackle.

**at Arizona (9/24)** Led the defense with nine tackles and added a tackle on special teams.

**vs. New England (10/1)** Made six stops.

## 3 Brandin Cooks, WR

Games/Starts: 2023-3/3 Career-135/123  
Playoffs: 2022-2/0 Career-6/0

Last Game	Receiving					Rushing				
	Rec.	Yds.	Avg.	Lg	TD	Att.	Yds.	Avg.	Lg	TD
2023	8	66	8.3	16	0					
Career	638	8,682	13.6	98t	49	50	309	6.2	28	2

Career	Punt Returns					Kickoff Returns					
	No.	Yds.	Avg.	FC	Lg	TD	No.	Yds.	Avg.	Lg	TD
	13	49	3.8	15	15	0	1	12	12.0	12	0

• Served as the offensive captain in Week 4.

**at N.Y. Giants (9/10)** Started at wide receiver in his first appearance as a Cowboy and caught two passes for 22 yards.

**vs. N.Y. Jets (9/17)** Inactive/Injured-Knee.

**at Arizona (9/24)** Returned to action after a one-game hiatus (knee) and caught two balls for 17 yards.

**vs. New England (10/1)** Made four receptions for 27 yards.

## 7 Trevon Diggs, CB

Games/Starts: 2023-2/2 Career-47/46  
Playoffs: 2022-2/2 Career-3/3

	Solo	Tackles Asst – Tot	Sks/ Yds	Tkl/ Loss	QB Prs	PBU	FF-FR
Last Game							
2023	4	2 – 6				3	1-0
Career	150	27 – 177	1.0(0)	1(-1)		52	2-1

Last Game	No.	Interceptions				Fumble Recoveries				
		Yds.	Avg.	Lg	TD	No.	Yds.	Avg.	Lg	TD
2023	1	8	8.0	8	0					
Career	18	203	11.5	59t	2	1	17	17.0	17	0

• Placed on Reserve/Injured on Sept. 23 with a knee injury.

**at N.Y. Giants (9/10)** Started at cornerback in the season opener and posted three tackles, a pass breakup and a forced fumble. Part of a defense whose 40-0 victory marked the largest shutout in Cowboys history and the largest shutout in a NFL season opener since 1999 when Pittsburgh defeated Cleveland 43-0.

Trevon Diggs, cont.  
**vs. N.Y. Jets (9/17)** Talled three stops, two pass breakups and his first interception of the season. His 18 interceptions were tied with J.C. Jackson for the most interceptions in the NFL since 2020 and are tied for 11th in a NFL player's first 47 career games.

## 23 Rico Dowdle, RB

Games/Starts: 2023-4/0 Career-24/0  
 Playoffs: 2022-0/0 Career-0/0

	Rushing					Receiving				
	Att.	Yds.	Avg.	Lg	TD	Rec.	Yds.	Avg.	Lg	TD
Last Game	3	9	3.0	9	0	1	8	8.0	8	0
2023	17	71	4.2	10	0	4	42	10.5	17	1
Career	24	95	4.0	10	0	4	42	10.5	17	1

	Kickoff Returns			
	No.	Yds.	Avg.	Lg TD
Career	4	152	38.0	64 0

	Special Teams								
	Solo	Asst	-	Tot	FF	FR	BP	BFG	BXP
Career	4	0	-	4					

**at N.Y. Giants (9/10)** In a reserve role, rushed six times for 24 yards.  
**vs. N.Y. Jets (9/17)** Carried the ball seven times for 26 yards and caught his first career pass for 17 yards.

**at Arizona (9/24)** Rushed four times for 21 yards, caught three passes for 25 yards and scored his first career touchdown on a 15-yard reception in the second quarter. Part of a rushing attack that accumulated a season-high 185 rushing yards and 12 rushing first downs - tied for the most rushing first downs in a game since Head Coach Mike McCarthy arrived in 2020 - against Carolina (10/3/21) and at Minnesota (11/20/22).

**vs. New England (10/1)** Had nine yards on three carries and eight yards on one reception before leaving the game in the second quarter with a hip injury and did not return.

## 71 Chuma Edoga, OL

Games/Starts: 2023-4/4 Career-29/17  
 Playoffs: 2022-0/0 Career-0/0

**at N.Y. Giants (9/10)** In his Cowboys debut, started at left guard in place of an injured Tyler Smith (hamstring). Blocked for an offense that generated 265 total net yards, including 122 yards on the ground. The offensive line also did not allow a sack of Dak Prescott during 24 dropbacks as he passed for 143 yards. Briefly left the game in the third quarter but returned.

**vs. N.Y. Jets (9/17)** Started his second straight game at left guard for Tyler Smith (hamstring) but left in the second half due to an elbow injury. Part of an offense that commanded the time of possession with a mark of 42:15, the second-highest amount for a non-overtime, regular season game in franchise history. Collectively, the offense compiled 382 total net yards and 26 first downs.

**at Arizona (9/24)** Started at left tackle in place of an injured Tyron Smith (knee). Blocked for an offense that accumulated a season-high 416 total net yards and 185 rushing yards. The offense also notched 26 first downs, including a season-best 12 rushing first downs that tied the most rushing first downs in a game since Head Coach Mike McCarthy arrived in 2020 - against Carolina (10/3/21) and at Minnesota (11/20/22).

**vs. New England (10/1)** Once again got the start at left tackle in place of Tyron Smith (knee). Assisted the offense in compiling four drives of 10-plus plays, giving the Dallas offense a league-leading 16 on the season. On the day, the offense racked up 377 total net yards and 22 first downs, while holding the ball for 35:09.

## 93 Viliami Fehoko, DL

Games/Starts: 2023-0/0 Career-0/0

	Tackles			Sks/ Yds	Tkl/ Loss	QB Prs	PBU	FF-FR
	Solo	Asst	Tot					
Last Game	INACTIVE							
2023	INACTIVE							

**at N.Y. Giants (9/10), vs. N.Y. Jets (9/17), at Arizona (9/24) and vs. New England (10/1)** Inactive.

## 87 Jake Ferguson, TE

Games/Starts: 2023-4/4 Career-20/12  
 Playoffs: 2022-2/2 Career-2/2

	Receiving				
	Rec.	Yds.	Avg.	Lg	TD
Last Game	7	77	11.0	21	0
2023	17	147	8.6	21	1
Career	36	321	8.9	30	3

	Special Teams								
	Solo	Asst	-	Tot	FF	FR	BP	BFG	BXP
Career	1	0	-	1					

**at N.Y. Giants (9/10)** Opened the season as the team's starting tight end, catching two passes for 11 yards.

**vs. N.Y. Jets (9/17)** Hauled in three passes for 11 yards and his first touchdown of the season on a four-yard reception in the first quarter.

**at Arizona (9/24)** Second on the team with five receptions for 48 yards (third).

**vs. New England (10/1)** Led all receivers in the game with career-highs in both receptions (seven) and receiving yards (77). Also converted five of the Cowboys 22 first downs. The last Cowboys tight end with five first down receptions was Dalton Schultz against Houston (12/11) in 2022.

## 56 Dante Fowler, DE

Games/Starts: 2023-4/0 Career-112/40  
 Playoffs: 2022-2/0 Career-8/3

	Tackles			Sks/ Yds	Tkl/ Loss	QB Prs	PBU	FF-FR
	Solo	Asst	Tot					
Last Game				1.0(-2)		2		1-0
2023	1	0	1	1.0(-2)		8	2	1-0
Career	155	66	221	42.0(-299)	47(-161)	96	18	13-5

	Interceptions					Fumble Recoveries			
	No.	Yds.	Avg.	Lg	TD	No.	Yds.	Avg.	Lg TD
Career						5	79	15.8	53t 2

**at N.Y. Giants (9/10)** Talled four quarterback pressures and a career-high tying two pass breakups. Part of a defense whose 40-0 victory marked the largest shutout in Cowboys history and the largest shutout in a NFL season opener since 1999 when Pittsburgh defeated Cleveland 43-0.

**vs. N.Y. Jets (9/17)** Added a tackle.

**at Arizona (9/24)** Contributed two hurries.

**vs. New England (10/1)** Talled a strip sack - his first sack of the season - that resulted in Leighton Vander Esch scooping up the forced fumble and returning it 11 yards for a touchdown in the second quarter. Also had two quarterback pressures.

## 96 Neville Gallimore, DT

Games/Starts: 2023-4/0 Career-39/14  
 Playoffs: 2022-1/0 Career-2/1

	Tackles			Sks/ Yds	Tkl/ Loss	QB Prs	PBU	FF-FR
	Solo	Asst	Tot					
Last Game	2	0	2		1(-2)	1		
2023	2	1	3		1(-2)	3		
Career	40	32	72	3.0(-21)	7(-21)	27	2	0-0

**at N.Y. Giants (9/10)** Added two quarterback hurries. Part of a defense whose 40-0 victory marked the largest shutout in Cowboys history and the largest shutout in a NFL season opener since 1999 when Pittsburgh defeated Cleveland 43-0.

**vs. N.Y. Jets (9/17)** Assisted on a tackle.

**at Arizona (9/24)** Played along the defensive line.

**vs. New England (10/1)** Made two tackles, a tackle for loss and added a quarterback pressure.

## 13 Michael Gallup, WR

Games/Starts: 2023-4/4 Career-73/58  
 Playoffs: 2022-2/2 Career-4/3

	Receiving				
	Rec.	Yds.	Avg.	Lg	TD
Last Game	5	60	12.0	29	0
2023	13	165	12.7	29	0
Career	245	3,491	14.2	62	19

**at N.Y. Giants (9/10)** Started the season opener and made one reception for 10 yards.

**vs. N.Y. Jets (9/17)** Had one grab for three yards.

Michael Gallup, cont.

**at Arizona (9/24)** Led all receivers in the contest with six receptions for 92 yards. His six receptions were the most in a game since he had six against Philadelphia (12/27/20), and the last time he had 90-plus receiving yards in a game was 106 against Las Vegas (11/25/21).

**vs. New England (10/1)** Finished second amongst all receivers in the game with five catches for 60 ya ds.

## 21 Stephon Gilmore, CB

Games/Starts: 2023-4/4 Career-152/145  
Playoffs: 2022-0/0 Career-7/7

	Tackles			Sks/ Yds	Tk/ Loss	QB Prs	PBU	FF-FR
	Solo	Asst	Tot					
Last Game.....	2	0	2					
2023.....	13	2	15				4	
Career.....	440	68	508	1.0(-7)	8(-17)	1	131	7-3

	No.	Interceptions				Fumble Recoveries				
		Yds.	Avg.	Lg	TD	No.	Yds.	Avg.	Lg	TD
Last Game.....	1	0	0.0	0	0					
2023.....	30	496	16.5	64t	2	3	0.0	0	0	0
Career.....										

**at N.Y. Giants (9/10)** Started his Cowboys debut to the tune of five tackles, three pass breakups and an interception. His interception was the 30th of his career - fourth among active NFL defenders. Part of a defense whose 40-0 victory marked the largest shutout in Cowboys history and the largest shutout in a NFL season opener since 1999 when Pittsburgh defeated Cleveland 43-0.

**vs. N.Y. Jets (9/17)** Played in his 150th career game, and his five tackles allowed him to surpass 500 for his career.

**at Arizona (9/24)** Posted three stops and a pass breakup.

**vs. New England (10/1)** Added two stops.

## 99 Chauncey Golston, DE

Games/Starts: 2023-4/2 Career-34/2  
Playoffs: 2022-2/0 Career-3/0

	Tackles			Sks/ Yds	Tk/ Loss	QB Prs	PBU	FF-FR
	Solo	Asst	Tot					
Last Game.....	1	1	2			1		
2023.....	1	5	6	1.0(-9)		4		1-0
Career.....	35	26	61	3.0(-18)	1(-2)	19	2	1-1

Career.....	Special Teams			FR	BP	BFG	BXP
	Solo	Asst	Tot				
							1

**at N.Y. Giants (9/10)** Tallied a tackle, a sack, two quarterback pressures and his first career forced fumble. His sack contributed to a team seven sacks, second-most in a season opener in team history, trailing only the nine against Pittsburgh (9/4/94). Part of a defense whose 40-0 victory marked the largest shutout in Cowboys history and the largest shutout in a NFL season opener since 1999 when Pittsburgh defeated Cleveland 43-0.

**vs. N.Y. Jets (9/17)** Logged his first career start and had a tackle and a quarterback pressure.

**at Arizona (9/24)** Assisted on two tackles.

**vs. New England (10/1)** Tallied two tackles and a quarterback pressure. Also caught a pass from punter Bryan Anger on a fake PAT attempt for a successful two-point try.

## 29 C.J. Goodwin, CB

Games/Starts: 2023-4/0 Career-101/1  
Playoffs: 2022-2/0 Career-8/0

Last Game.....	Tackles			Sks/ Yds	Tk/ Loss	QB Prs	PBU	FF-FR
	Solo	Asst	Tot					
2023.....	0	2	2					
Career.....	13	4	15			2	2	

Last Game.....	Solo	Asst	Special Teams		FR	BP	BFG	BXP
			Tot	FF				
2023.....	2	0	2					
Career.....	41	14	55	1				

Career.....	Punt Returns					
	No.	Yds.	Avg.	FC	Lg	TD
	0	73	-	0	73	0

- Signed to the active roster on Sept. 23.
- Served as the special teams captain in Week 1.
- at N.Y. Giants (9/10)** Promoted from the practice squad and saw time on special teams and defense, where he assisted on two tackles.
- vs. N.Y. Jets (9/17)** Called up from the practice squad for the second straight week and played on special teams.
- at Arizona (9/24)** Played in his 100th career game and led the team with two special teams tackles.
- vs. New England (10/1)** Saw time on special teams.

## 95 Johnathan Hankins, DT

Games/Starts: 2023-4/4 Career-142/124  
Playoffs: 2022-2/0 Career-4/2

Last Game.....	Tackles			Sks/ Yds	Tk/ Loss	QB Prs	PBU	FF-FR
	Solo	Asst	Tot					
2023.....	1	0	1			1		
2023.....	2	8	10			1		
Career.....	218	170	388	14.5(-89)	37(-87)	50	10	3-3

Career.....	Interceptions				Fumble Recoveries					
	No.	Yds.	Avg.	Lg	TD	No.	Yds.	Avg.	Lg	TD
						3	0	0.0	0	0

**at N.Y. Giants (9/10)** Started at defensive tackle and made two tackles. Part of a defense whose 40-0 victory marked the largest shutout in Cowboys history and the largest shutout in a NFL season opener since 1999 when Pittsburgh defeated Cleveland 43-0.

**vs. N.Y. Jets (9/17)** Assisted on a tackle.

**at Arizona (9/24)** Assisted on six tackles.

**vs. New England (10/1)** Had a tackle and his first quarterback pressure of the season, 50th of his career.

## 65 Sean Harlow, C

Games/Starts: 2023-1/0 Career-34/8  
Playoffs: 2022-0/0 Career-1/0

**at Arizona (9/24)** Elevated from the practice squad to make his Cowboys debut and played on special teams.

## 89 Peyton Hendershot, TE

Games/Starts: 2023-3/0 Career-20/2  
Playoffs: 2022-1/0 Career-1/0

	Receiving					Rushing				
	Rec.	Yds.	Avg.	Lg	TD	Att.	Yds.	Avg.	Lg	TD
Last Game.....	INACTIVE/INJURED-Ankle									
2023.....	1	3	3.0	3	0	1	0	0.0	0	0
2022.....	12	106	8.8	29	2	2	2	1.0	2t	1

	Special Teams								
	Solo	Asst	-	Tot	FF	FR	BP	BFG	BXP
2022.....	3	1	-	4					

- Served as the special teams captain in Week 3.
- at **N.Y. Giants (9/10)** Played on offense and special teams.
- vs. **N.Y. Jets (9/17)** Rushed once for no gain.
- at **Arizona (9/24)** Had his first reception of the season for three yards.
- vs. **New England (10/1)** Inactive/Injured-Ankle.

## 67 Brock Hoffman, C

Games/Starts: 2023-4/1 Career-7/1  
Playoffs: 2022-1/0 Career-1/0

- Signed to the active roster on Sept. 30.
- at **N.Y. Giants (9/10)** Promoted from the practice squad and played on offense and special teams.
- vs. **N.Y. Jets (9/17)** Called up from the practice squad for the second straight week to play on special teams.
- at **Arizona (9/24)** Made his first career start at center for an injured Tyler Biadasz (hamstring). Blocked for an offense that accumulated a season-high 416 total net yards and 185 rushing yards. The offense also notched 26 first downs, including a season-best 12 rushing first downs that tied the most rushing first downs in a game since Head Coach Mike McCarthy arrived in 2020 - against Carolina (10/3/21) and at Minnesota (11/20/22).
- vs. **New England (10/1)** Played on offense and special teams.

## 28 Malik Hooker, S

Games/Starts: 2023-4/4 Career-71/48  
Playoffs: 2022-2/2 Career-4/3

	Tackles			Sks/ Yds	Tk/ Loss	QB Prs	PBU	FF-FR
	Solo	Asst	- Tot					
Last Game.....	1	2	- 3					
2023.....	8	8	- 16			2		
Career.....	170	80	- 250		5(-11)	18		0-3

	Interceptions					Fumble Recoveries				
	No.	Yds.	Avg.	Lg	TD	No.	Yds.	Avg.	Lg	TD
Last Game.....	1	0	0.0	0	0					
2023.....	1	0	0.0	0	0	3	41	13.6	38t	1
Career.....	12	175	14.6	32	0					

	Special Teams			
	Solo	Asst	-	Tot
Career.....	1	0	-	1

- Served as the defensive captain in Week 4.
- at **N.Y. Giants (9/10)** Posted five tackles in a start at safety. Part of a defense whose 40-0 victory marked the largest shutout in Cowboys history and the largest shutout in a NFL season opener since 1999 when Pittsburgh defeated Cleveland 43-0.
- vs. **N.Y. Jets (9/17)** Pulled in his first interception of the season along with two pass breakups and two tackles.
- at **Arizona (9/24)** Tallied six stops.
- vs. **New England (10/1)** Registered three tackles to reach 250 for his career.

## 19 Noah Igbinoghene, CB

Games/Starts: 2023-3/0 Career-35/5  
Playoffs: 2022-0/0 Career-0/0

	Tackles			Sks/ Yds	Tk/ Loss	QB Prs	PBU	FF-FR
	Solo	Asst	- Tot					
Last Game.....								
2023.....								
Career.....	21	3	- 24				5	0-2

	Interceptions					Fumble Recoveries				
	No.	Yds.	Avg.	Lg	TD	No.	Yds.	Avg.	Lg	TD
Career.....	1	0	0.0	0	0	3	0	0.0	0	0

	Special Teams								
	Solo	Asst	-	Tot	FF	FR	BP	BFG	BXP
Career.....				5					

	Kickoff Returns				
	No.	Yds.	Avg.	Lg	TD
Career.....	4	68	17.0	22	0

- at **N.Y. Giants (9/10)** Made his Cowboys debut and played on defense and special teams. Returned a blocked field goal 58 yards for his first career touchdown. It marked the first time Dallas returned a blocked field goal for a touchdown since against Minnesota (10/21/07) when Chris Canty made the block, and Patrick Watkins recovered the ball and returned it 68 yards for the score.
- vs. **N.Y. Jets (9/17)** Inactive.
- at **Arizona (9/24)** and vs. **New England (10/1)** Played on special teams.

## 46 Malik Jefferson, LB

Games/Starts: 2023-1/0 Career-36/0  
Playoffs: 2022-0/0 Career-0/0

	Tackles			Sks/ Yds	Tk/ Loss	QB Prs	PBU	FF-FR
	Solo	Asst	- Tot					
Last Game.....								
2023.....								
Career.....	1	2	- 3					

	Special Teams								
	Solo	Asst	-	Tot	FF	FR	BP	BFG	BXP
Career.....	8	5	-	13					

- vs. **New England (10/1)** Was elevated from the practice squad to make his season debut on special teams.

## 1 Jayron Kearse, S

Games/Starts: 2023-4/4 Career-107/45  
Playoffs: 2022-2/2 Career-6/3

	Tackles			Sks/ Yds	Tk/ Loss	QB Prs	PBU	FF-FR
	Solo	Asst	- Tot					
Last Game.....	2	0	- 2				2	
2023.....	12	5	- 17			1	3	
Career.....	210	90	- 300	3.5(-18)	14(-30)	21	28	2-4

	Interceptions					Fumble Recoveries				
	No.	Yds.	Avg.	Lg	TD	No.	Yds.	Avg.	Lg	TD
Last Game.....										
2023.....	1	32	32.0	32	0					
Career.....	5	68	13.6	34	0	4	7	1.7	6	0

	Special Teams								
	Solo	Asst	-	Tot	FF	FR	BP	BFG	BXP
Career.....				45					

- at **N.Y. Giants (9/10)** Started at safety and finished second on the defense with seven tackles and a hurry. Part of a defense whose 40-0 victory marked the largest shutout in Cowboys history and the largest shutout in a NFL season opener since 1999 when Pittsburgh defeated Cleveland 43-0.
- vs. **N.Y. Jets (9/17)** Gathered an interception he returned 32 yards along with two tackles and a pass breakup.
- at **Arizona (9/24)** Logged six stops.
- vs. **New England (10/1)** Recorded two tackles to reach 300 for his career while also adding two pass breakups.

## 88 CeeDee Lamb, WR

Games/Starts: 2023-4/4 Career-53/48  
Playoffs: 2022-2/2 Career-3/3

	Receiving					Rushing				
	Rec.	Yds.	Avg.	Lg	TD	Att.	Yds.	Avg.	Lg	TD
Last Game	4	36	9.0	20t	1	1	12	12.0	12	0
2023	23	309	13.4	49	1	3	21	7.0	12	0
Career	283	3,705	13.1	52t	21	32	226	7.1	33	1

	Punt Returns					Kickoff Returns					
	No.	Yds.	Avg.	FC	Lg	TD	No.	Yds.	Avg.	Lg	TD
Career	38	311	8.2	18	27	0	1	47	47.0	47t	1

- Served as the offensive captain in Week 2.
- at N.Y. Giants (9/10)** Played in his 50th career game and paced all receivers with a game-high four receptions for 77 yards, including a long catch of 49 yards. Now has 3,473 career receiving yards to pass Dez Bryant (3,440) for the most receiving yards by a Cowboys player in their first 50 career games.
- vs. N.Y. Jets (9/17)** Led all receivers with a career-high tying 11 catches for 143 yards (third). Now has four career games with 10-or-more catches, tied with Dez Bryant for the fifth-most 10-catch games in Cowboys history and are the most in a Cowboys player's first four seasons. Now has four career games with at least 10 receptions and 100 yards, tied with Miles Austin for fourth in franchise history.
- at Arizona (9/24)** Made four receptions for 53 yards and rushed twice for nine yards.
- vs. New England (10/1)** Had four receptions for 36 yards and his first receiving touchdown of the season. His touchdown was also the 21st touchdown catch of his career to serve as the fourth-most touchdown receptions in a Cowboys player's first four seasons

## 15 Trey Lance, QB

Games/Starts: 2023-0/0 Career-8/4  
Playoffs: 2022-0/0 Career-0/0

	Att	Com	Yds	Passing					Rtng	
				Pct	Yds/Att	TD	Int	Lng		Sk/Yds
Last Game				INACTIVE/3RD QB						
2023				INACTIVE/3RD QB						
Career	102	56	797	54.9	7.8	5	3	76t	6/24	84.5

	Rushing					Receiving				
	Att.	Yds.	Avg.	Lg	TD	Rec.	Yds.	Avg.	Lg	TD
Last Game						INACTIVE/3RD QB				
2023						INACTIVE/3RD QB				
Career	54	235	4.4	15	1					

- at N.Y. Giants (9/10), vs. N.Y. Jets (9/17), at Arizona (9/24) and vs. New England (10/1)** Inactive/third quarterback.

## 90 DeMarcus Lawrence, DE

Games/Starts: 2023-4/4 Career-124/106  
Playoffs: 2022-2/2 Career-8/5

	Tackles			Sks/ Yds	Tkl/ Loss	QB Prs	PBU	FF-FR
	Solo	Asst	Tot					
Last Game	0	1	-	1		4		
2023	5	4	-	9	2.0(-10)	2(-6)	15	1
Career	212	133	-	345	56.5(-448)	57(-133)	290	17

	Interceptions					Fumble Recoveries				
	No.	Yds.	Avg.	Lg	TD	No.	Yds.	Avg.	Lg	TD
Career	2	53	26.5	40t	1	8	24	3.0	19t	1

- Served as the defensive captain in Week 1.
- at N.Y. Giants (9/10)** Started the season opener and provided a tackle, a sack and three hurries. The defense totaled seven sacks, second-most in a season opener in team history, trailing only the nine against Pittsburgh (9/4/94). Part of a defense whose 40-0 victory marked the largest shutout in Cowboys history and the largest shutout in a NFL season opener since 1999 when Pittsburgh defeated Cleveland 43-0.
- vs. N.Y. Jets (9/17)** Contributed three tackles, a tackle for loss, six quarterback pressures and a pass breakup.
- at Arizona (9/24)** Tallied four tackles, one for loss, a sack and two quarterback pressures.
- vs. New England (10/1)** Added four hurries and a tackle.

## 2 Jourdan Lewis, CB

Games/Starts: 2023-3/0 Career-86/43  
Playoffs: 2022-0/0 Career-3/0

	Tackles			Sks/ Yds	Tkl/ Loss	QB Prs	PBU	FF-FR
	Solo	Asst	Tot					
Last Game	4	1	-	5				
2023	6	2	-	8	1(-1)			
Career	221	47	-	268	8.5(-46)	9(-17)	3	32

	Interceptions					Fumble Recoveries				
	No.	Yds.	Avg.	Lg	TD	No.	Yds.	Avg.	Lg	TD
Career	8	140	17.5	66	0	6	87	14.5	63t	1

	Special Teams			Rushing					
	Solo	Asst	Tot	Att.	Yds.	Avg.	Lg	TD	
Career	3	0	-	3	2	12	6.0	7t	0

	Kickoff Returns				
	No.	Yds.	Avg.	Lg	TD
Career	2	38	19.0	19t	0

- at N.Y. Giants (9/10)** Inactive.
- vs. N.Y. Jets (9/17)** Made his season debut on defense.
- at Arizona (9/24)** Logged his first stats of the season with three tackles and a tackle for loss.
- vs. New England (10/1)** Tallied five stops

## 40 Hunter Luepke, RB

Games/Starts: 2023-4/0 Career-4/0

	Att.	Rushing				TD	Receiving			
		Yds.	Avg.	Lg	TD		Rec.	Yds.	Avg.	Lg
Last Game	2	4	2.0	3t	1					
2023	3	13	4.3	9	1	1	12	12.0	12	0

	Kickoff Returns				
	No.	Yds.	Avg.	Lg	TD
Last Game					
2023	1	0	0.0	0	0

- at N.Y. Giants (9/10)** Made his NFL debut on offense and special teams.
- vs. N.Y. Jets (9/17)** Recorded his first career stats when he recovered a kickoff on a squib kick in the second quarter.
- at Arizona (9/24)** Notched his first career stats on offense with one rush for nine yards and one reception for 12 yards.
- vs. New England (10/1)** Rushed two times for four yards including a three-yard score for his first career NFL touchdown. The last Cowboys rookie to rush for his first career touchdown within the first four games of the season was Tony Pollard in 2019 (vs. Mia, 9/22).

## 70 Zack Martin, G

Games/Starts: 2023-3/3 Career-140/140  
Playoffs: 2022-2/2 Career-8/8

- at N.Y. Giants (9/10)** Started the season opener at right guard and blocked for an offense that generated 265 total net yards, including 122 yards on the ground highlighted by 70 yards and two rushing scores by Tony Pollard. The offensive line also did not allow a sack of Dak Prescott during 24 dropbacks as he passed for 143 yards.

- vs. N.Y. Jets (9/17)** Part of an offense that commanded the time of possession with a mark of 42:15, the second-highest amount for a non-overtime, regular season game in franchise history. Collectively, the offense compiled 382 total net yards and 26 first downs. Left the game in the fourth quarter with an ankle injury but returned for the final offensive series.

- at Arizona (9/24)** Inactive/Injured-Ankle.
- vs. New England (10/1)** Returned from a one-game absence (ankle) to start at right guard. Assisted the offense in compiling four drives of 10-plus plays, giving the Dallas offense a league-leading 16 on the season. On the day, the offense racked up 377 total net yards and 22 first downs, while holding the ball for 35:09

## 84 Sean McKeon, TE

Games/Starts: 2023-1/0 Career-37/3  
Playoffs: 2022-2/0 Career-3/0

Last Game	Receiving				
	Rec.	Yds.	Avg.	Lg	TD
2023					
Career	6	38	6.3	12	1

Career	Special Teams								
	Solo	Asst	-	Tot	FF	FR	BP	BFG	BXP
	1	2	-	3		1			

vs. **New England (10/1)** Elevated from the practice squad to make his first appearance of the season on offense and special teams, recovering an fumble on offense.

## 24 Israel Mukuamu, S

Games/Starts: 2023-2/0 Career-21/3  
Playoffs: 2022-2/0 Career-2/0

Last Game	Tackles				Sks/ Yds	Tkl/ Loss	QB Prs	PBU	FF-FR
	Solo	Asst	-	Tot					
2023									0-1
Career	13	3	-	16			1		0-1

Career	Interceptions					Fumble Recoveries				
	No.	Yds.	Avg.	Lg	TD	No.	Yds.	Avg.	Lg	TD
	1	0	0.0	0	0					

Career	Special Teams								
	Solo	Asst	-	Tot	FF	FR	BP	BFG	BXP
	2	0	-	2					

at **N.Y. Giants (9/10)** Played on special teams and defense where he recovered his first career fumble.

vs. **N.Y. Jets (9/17)** Saw time on defense and special teams.

at **Arizona (9/24)** and vs. **New England (10/1)** Inactive.

## 97 Osa Odighizuwa, DT

Games/Starts: 2023-4/4 Career-37/33  
Playoffs: 2022-2/2 Career-3/2

Last Game	Tackles				Sks/ Yds	Tkl/ Loss	QB Prs	PBU	FF-FR
	Solo	Asst	-	Tot					
2023	4	10	-	14	3.0(-18)	1(-1)	4		
Career	48	40	-	88	9.0(-65)	10(-24)	32		1-0

• Served as the defensive captain in Week 2.

at **N.Y. Giants (9/10)** Started the season opener and tallied a career-high 2.0 sacks - his first career game with 2.0-or-more sacks - along with four tackles and three quarterback pressures. His sacks contributed to a team seven sacks, second-most in a season opener in team history, trailing only the nine against Pittsburgh (9/4/94). Part of a defense whose 40-0 victory marked the largest shutout in Cowboys history and the largest shutout in a NFL season opener since 1999 when Pittsburgh defeated Cleveland 43-0.

vs. **N.Y. Jets (9/17)** Tallied two tackles, a sack and a hurry.

at **Arizona (9/24)** Contributed four tackles and a tackle for loss.

vs. **New England (10/1)** Added four stops.

## 11 Micah Parsons, LB

Games/Starts: 2023-4/4 Career-37/37  
Playoffs: 2022-2/2 Career-3/3

Last Game	Tackles				Sks/ Yds	Tkl/ Loss	QB Prs	PBU	FF-FR
	Solo	Asst	-	Tot					
2023	6	6	-	12	4.0(-32)	3(-7)	24	1	1-1
Career	92	38	-	130	30.5(-241)	20(-52)	135	7	7-4

Last Game	Interceptions					Fumble Recoveries				
	No.	Yds.	Avg.	Lg	TD	No.	Yds.	Avg.	Lg	TD
2023						1	0	0.0	0	0
Career						3	36	12.0	36t	1

• Earned NFC Defensive Player of the Month (September) for the first time of his career, and joined Sean Lee as the only Cowboys linebackers to win the award. Finished the month of September with

10 tackles, 4.0 sacks, 15 quarterback hurries, a pass breakup, a forced fumble and a fumble recovery.

• Named NFC Defensive Player of the Week (Week 2) for the third time of his career after tallying 2.0 sacks, three tackles - two for loss - six quarterback hurries, a pass breakup, a forced fumble and a fumble recovery against the Jets.

at **N.Y. Giants (9/10)** Started at defensive end and posted two tackles, a sack and six quarterback pressures. His sack gave him 27.5 for his career - tied with Joey Bosa for the 10th-most in NFL history through a player's first 34 career games. His sack contributed to a team seven sacks, second-most in a season opener in team history, trailing only the nine against Pittsburgh (9/4/94). Part of a defense whose 40-0 victory marked the largest shutout in Cowboys history and the largest shutout in a NFL season opener since 1999 when Pittsburgh defeated Cleveland 43-0.

vs. **N.Y. Jets (9/17)** Compiled three tackles, two tackles for loss, 2.0 sacks, six quarterback hurries, a pass breakup, a forced fumble and a fumble recovery. His 10 career games with 2.0-or-more sacks tied Aldon Smith and Shawne Merriman for the most 2.0-sack games in a NFL player's first 35 career games. In total, his 29.5 career sacks are the eighth-most through a NFL player's first 35 career games, and he is the first player with 29.5 sacks through his first 35 games since Myles Garrett (30.5).

at **Arizona (9/24)** Posted five stops, a sack and three hurries. It was his third straight game with a sack, and he became the fifth Cowboy - sixth instance - to start the season with a three-game sack streak, joining DeMarcus Ware (2008 and 2011), Anthony Spencer (2011), DeMarcus Lawrence (2017) and Jason Hatcher (2013). Became the eighth NFL player - first Cowboy - since 1982 to surpass 30.0 sacks in his first 36 career games.

vs. **New England (10/1)** Notched a career-high nine quarterback pressures, two tackles and a tackle for loss.

## 20 Tony Pollard, RB

Games/Starts: 2023-4/4 Career 66/10  
Playoffs: 2022-2/0 Career-3/0

Last Game	Rushing				Receiving					
	Att.	Yds.	Avg.	Lg	TD	Rec.	Yds.	Avg.	Lg	TD
2023	73	311	4.3	31	2	15	61	4.1	19	0
Career	583	2,927	5.0	58t	19	136	1,069	7.9	68t	5

Career	Kickoff Returns				
	No.	Yds.	Avg.	Lg	TD
	63	1,500	23.8	100t	1

Career	Special Teams								
	Solo	Asst	-	Tot	FF	FR	BP	BFG	BXP
	7	0	-	7					

• Served as the offensive captain in Week 1.

at **N.Y. Giants (9/10)** Opened the season as the starting running back and rushed for 70 yards on 14 carries (5.0 avg.) and totaled two touchdowns on the ground, his fourth career game with multiple rushing touchdowns. Also became the 10th player in team history to rush for multiple touchdowns in a season opener, and the first since Marion Barber in 2008 (at Cleveland, 9/7).

vs. **N.Y. Jets (9/17)** Tallied a career-high 25 carries for 72 yards and caught seven passes for 37 yards for a career-high 32 total touches. Became the first Cowboys running back to carry the ball 25 times in a game since Ezekiel Elliott had 28 rushes at the N.Y. Jets (10/13/19). Totaled 109 scrimmage yards, his 13th career game with 100 scrimmage yards.

at **Arizona (9/24)** Carried the ball 23 times for 122 yards (5.3 avg.) - third-most rushing yards in a game of his career. It also marked his seventh career 100-yard rushing game and his first since he had 115 yards at Green Bay (11/13/22). Part of a rushing attack that accumulated a season-high 185 rushing yards and 12 rushing first downs - tied for the most rushing first downs in a game since Head Coach Mike McCarthy arrived in 2020 - against Carolina (10/3/21) and at Minnesota (11/20/22). Also had three receptions for -1 yard to tally 121 scrimmage yards, his 14th career game with 100 scrimmage yards.

vs. **New England (10/1)** Added 47 yards on 11 rushes and 13 yards on three catches.



## 4 Dak Prescott, QB

Games/Starts: 2023-4/4 Career-101/101  
Playoffs: 2022-2/2 Career-6/6

	Passing									
	Att	Com	Yds	Pct	Yds/Att	TD	Int	Lng	Sk/Yds	Rtng
Last Game	34	28	261	82.4	7.6	1	0	29	3/28	108.5
2023	136	97	908	71.3	6.6	4	1	49	6/53	96.1
Career	3,419	2,282	25,851	66.7	7.6	170	66	90t	202/1,215	97.7

	Rushing					Receiving				
	Att.	Yds.	Avg.	Lg	TD	Rec.	Yds.	Avg.	Lg	TD
Last Game	1	-1	-1.0	-1	0					
2023	11	43	3.9	15	0					
Career	363	1,685	4.6	42	26	1	11	11.0	11t	1

**at N.Y. Giants (9/10)** Opened the season 13-of-24 (54.2) for 143 yards with no touchdowns and no interceptions. Also added one rush for six yards. Won his 11th consecutive start against the New York Giants, tying Roger Staubach with the longest win streak against the Giants since 1950. Also improved his career record against the NFC East to 28-7, and in total, his 62 career wins tied Danny White for the fourth-most wins among Cowboys quarterbacks. Eclipsed 25,000 career passing yards (25,086), joining Aaron Rodgers as the only two players in NFL history to amass 25,000 passing yards and 1,500 rushing yards in their first 100 career games.

**vs. N.Y. Jets (9/17)** Completed 31-of-38 passes (81.6%) for 255 yards, two touchdowns and no interceptions. Has now thrown a touchdown pass against 30 of the 31 opposing NFL teams. Also totaled a 112.2 passer rating, his 51st career game with a passer rating of 100.0-or-better. His 81.6 completion percentage was the sixth-highest of his career and his highest completion rate since last season at Minnesota (11/20 88.0%). Was his 63rd career win as the starting quarterback to break a tie with Danny White (62) for the fourth-most all-time wins among Cowboys quarterbacks.

**at Arizona (9/24)** Played and started in his 100th career game as he passed for 249 yards with one touchdown and an interception on 25-of-40 passes (62.5%). With 25 completions, he (2,254) surpassed Jared Goff and Matt Ryan for the third-most completions in a player's first 100 career games, and his 25,590 career passing yards are the eighth-most passing yards by a player in his first 100 career games in NFL history.

**vs. New England (10/1)** Connected on 28-of-34 passes for 261 yards with one touchdown and no interceptions. His 82.4 completion percentage was a season-high and the sixth-highest of his career. Also finished with a 108.5 passer rating, his second game this season with a 100.0 rating and the 52nd of his career, which is the second-most 100.0 rating games in a NFL quarterback's first eight seasons (Russell Wilson, 65).

## 76 Asim Richards, T

Games/Starts: 2023-4/0 Career-4/0

**at N.Y. Giants (9/10)** Made his NFL debut late in the second half on offense.

**vs. N.Y. Jets (9/17)** Played on offense and special teams.

**at Arizona (9/24)** Saw time on special teams.

**vs. New England (10/1)** Played on offense and special teams.

## 10 Cooper Rush, QB

Games/Starts: 2023-2/0 Career-21/6  
Playoffs: 2022-0/0 Career-0/0

	Passing									
	Att	Com	Yds	Pct	Yds/Att	TD	Int	Lng	Sk/Yds	Rtng
Last Game	2	2	20	100.0	10.0	0	0	13	0/0	108.3
2023	3	2	20	66.7	6.6	0	0	13	0/0	85.4
Career	215	127	1,495	59.1	7.0	8	4	73t	10/68	84.9

	Rushing					Receiving				
	Att.	Yds.	Avg.	Lg	TD	Rec.	Yds.	Avg.	Lg	TD
Last Game	3	-2	-0.7	0	0					
2023	3	-2	-0.7	0	0					
Career	23	9	0.4	15	0					

**at N.Y. Giants (9/10)** Entered the game in the fourth quarter with the score well in hand and attempted one pass that was incomplete.

**vs. N.Y. Jets (9/17)** and **at Arizona (9/24)** Did not play.

**vs. New England (10/1)** Saw action at quarterback late in the fourth quarter and completed both of his passes for 20 yards and lost two yards on three carries.

## 86 Luke Schoonmaker, TE

Games/Starts: 2023-4/0 Career-4/0

Last Game	Receiving				
	Rec.	Yds.	Avg.	Lg	TD
2023	1	1	1.0	1t	1

**at N.Y. Giants (9/10)** Made his NFL debut on offense and special teams.

**vs. N.Y. Jets (9/17)** Scored his first career touchdown on his first career reception - a one-yard catch in the second quarter. Became the fifth Cowboy since 1990 to score on his first career catch, joining Tony Curtis (2007), Ventell Bryant (2019), Dak Prescott (2020) and Terence Steele (2021).

**at Arizona (9/24)** and **vs. New England (10/1)** Saw time on offense and special teams.

## 37 Eric Scott, CB

Games/Starts: 2023-0/0 Career-0/0

Last Game	Tackles										FF	FR	BP	BFG	BXP	
	Solo	Asst	Tot	Sks/Yds	Tkl/Loss	QB Prs	PBU									
2023																

**at N.Y. Giants (9/10), vs. N.Y. Jets (9/17), at Arizona (9/24)** and **vs. New England (10/1)** Inactive.

## 44 Trent Sieg, LS

Games/Starts: 2023-4/0 Career-84/0  
Playoffs: 2022-0/0 Career-1/0

Career	Special Teams									
	Solo	Asst	Tot	FF	FR	BP	BFG	BXP		
2023	2	2	4							

**at N.Y. Giants (9/10)** Made his Cowboys debut while contributing clean snaps on five extra points, three punts and two field goals.

**vs. N.Y. Jets (9/17)** Snapped cleanly on five field goals, three punts and an extra point.

**at Arizona (9/24)** Provided clean snaps for three field goals, two punts and an extra point.

**vs. New England (10/1)** Cleanly snapped on three field goals, three extra points, two punts and a successful two-point conversion on a fake PAT.

## 58 Mazi Smith, DT

Games/Starts: 2023-4/0 Career-4/0

Last Game	Tackles										FF	FR	BP	BFG	BXP
	Solo	Asst	Tot	Sks/Yds	Tkl/Loss	QB Prs	PBU								
2023	1	3	4		1(-2)	1									

**at N.Y. Giants (9/10)** In his NFL debut, posted two tackles, a tackle for loss and a quarterback pressure - the first stats of his career. Part of a defense whose 40-0 victory marked the largest shutout in Cowboys history and the largest shutout in a NFL season opener since 1999 when Pittsburgh defeated Cleveland 43-0.

**vs. N.Y. Jets (9/17)** Played on the defensive line.

**at Arizona (9/24)** and **vs. New England (10/1)** Assisted on a tackle.

## 73 Tyler Smith, G/T

Games/Starts: 2023-2/2 Career-19/19  
Playoffs: 2022-2/2 Career-2/2

**at N.Y. Giants (9/10)** and **vs. N.Y. Jets (9/17)** Inactive/Injured-Hamstring.

**at Arizona (9/24)** Made his season debut and blocked for an offense that accumulated a season-high 416 total net yards and 185 rushing yards. The offense also notched 26 first downs, including a season-best 12 rushing first downs that tied the most rushing first downs in a game since Head Coach Mike McCarthy arrived in 2020 - against Carolina (10/3/21) and at Minnesota (11/20/22).

**vs. New England (10/1)** Assisted the offense in compiling four drives of 10-plus plays, giving the Dallas offense a league-leading 16 on the season. On the day, the offense racked up 377 total net yards and 22 first downs, while holding the ball for 35:09.

## 77 Tyron Smith, T

Games/Starts: 2023-2/2 Career-150/150  
Playoffs: 2022-2/2 Career-8/8

- Served as the offensive captain in Week 3.

**at N.Y. Giants (9/10)** Started the season opener at left tackle and blocked for an offense that generated 265 total net yards, including 122 yards on the ground highlighted by 70 yards and two rushing scores by Tony Pollard. The offensive line also did not allow a sack of Dak Prescott during 24 dropbacks as he passed for 143 yards.

**vs. N.Y. Jets (9/17)** Played and started in his 150th career game. Part of an offense that commanded the time of possession with a mark of 42:15, the second-highest amount for a non-overtime, regular season game in franchise history. Collectively, the offense compiled 382 total net yards and 26 first downs

**at Arizona (9/24)** Active but did not play (knee).

**vs. New England (10/1)** Inactive/Injured-Knee.

## 78 Terence Steele, T

Games/Starts: 2023-4/4 Career-49/44  
Playoffs: 2022-0/0 Career-1/0

**at N.Y. Giants (9/10)** Started the season opener at right tackle and blocked for an offense that generated 265 total net yards, including 122 yards on the ground highlighted by 70 yards and two rushing scores by Tony Pollard. The offensive line also did not allow a sack of Dak Prescott during 24 dropbacks as he passed for 143 yards.

**vs. N.Y. Jets (9/17)** Part of an offense that commanded the time of possession with a mark of 42:15, the second-highest amount for a non-overtime, regular season game in franchise history. Collectively, the offense compiled 382 total net yards and 26 first downs

**at Arizona (9/24)** Blocked for an offense that accumulated a season-high 416 total net yards and 185 rushing yards. The offense also notched 26 first downs, including a season-best 12 rushing first downs that tied the most rushing first downs in a game since Head Coach Mike McCarthy arrived in 2020 - against Carolina (10/3/21) and at Minnesota (11/20/22).

**vs. New England (10/1)** Assisted the offense in compiling four drives of 10-plus plays, giving the Dallas offense a league-leading 16 on the season. On the day, the offense racked up 377 total net yards and 22 first downs, while holding the ball for 35:09

## 30 Juanyeh Thomas, S

Games/Starts: 2023-4/1 Career-4/1  
Playoffs: 2022-0/0 Career-0/0

	Tackles			Sks/ Yds	Tk/ Loss	QB Prs	PBU	FF-FR
	Solo	Asst	Tot					
Last Game	1	1	2					
2023	3	2	5			1	1	
Career	3	2	5			1	1	

Career	Special Teams							
	Solo	Asst	Tot	FF	FR	BP	BFG	BXP
								1

- Served as the special teams captain in Week 2.

**at N.Y. Giants (9/10)** Started his first career game when the team started in a three-safety set and logged two tackles, a quarterback pressure and a pass breakup - all the first stats of his career. Also blocked his first career field goal that was returned 58 yards for a touchdown by Noah Igbinoghene on New York's first offensive drive. Part of a defense whose 40-0 victory marked the largest shutout in Cowboys history and the largest shutout in a NFL season opener since 1999 when Pittsburgh defeated Cleveland 43-0.

**vs. N.Y. Jets (9/17)** Added a tackle on defense.  
**at Arizona (9/24)** Played on special teams.  
**vs. New England (10/1)** Posted two stops on defense.

## 18 Jalen Tolbert, WR

Games/Starts: 2023-4/1 Career-12/2  
Playoffs: 2022-0/0 Career-0/0

	Receiving				
	Rec.	Yds.	Avg.	Lg	TD
Last Game	4	53	13.3	18	0
2023	7	71	10.1	18	0
Career	9	83	9.2	18	0

	Special Teams							
	Solo	Asst	Tot	FF	FR	BP	BFG	BXP
Last Game	1	0	1					
2023	2	0	2					
Career	2	0	2					

**at N.Y. Giants (9/10)** Played on offense and special teams in the season opener, and made his first career tackle on special teams.

**vs. N.Y. Jets (9/17)** Made his second career start and caught three passes for 18 yards.

**at Arizona (9/24)** Saw time on offense and special teams.

**vs. New England (10/1)** Recorded career-highs in receptions (four), receiving yards (53) and long catch (18). Also made a tackle on special teams.

## 9 KaVontae Turpin, WR

Games/Starts: 2023-4/0 Career-21/0  
Playoffs: 2022-2/0 Career-2/0

	Receiving					Rushing				
	Rec.	Yds.	Avg.	Lg	TD	Att.	Yds.	Avg.	Lg	TD
Last Game	1	5	5.0	5	0	1	46	46.0	46	0
2023	4	25	6.3	9	0	6	66	11.0	46	1
Career	5	34	6.8	9	0	9	83	9.2	46	1

	Punt Returns						Kickoff Returns				
	No.	Yds.	Avg.	FC	Lg	TD	No.	Yds.	Avg.	Lg	TD
Last Game	2	13	6.5	3	12	0					
2023	5	30	6.0	8	12	0					
Career	34	333	9.8	34	52	0	21	508	24.2	63	0

Career	Special Teams							
	Solo	Asst	Tot	FF	FR	BP	BFG	BXP
	1	0	1					

**at N.Y. Giants (9/10)** In the season opener on offense had two receptions for 11 yards and rushed three times for 14 yards and his first career touchdown. Also returned two punts for 17 yards.

**vs. N.Y. Jets (9/17)** Caught one pass for nine yards and rushed twice for six yards on offense. Also fair caught four punts on special teams.

**at Arizona (9/24)** Had one punt return for no yards and one fair catch.

**vs. New England (10/1)** Tallied one run for 46 yards, one catch for five yards and returned two punts 13 yards. His 46-yard run in the fourth quarter was the longest of his career and the longest run from scrimmage for the Cowboys in 2023.

## 55 Leighton Vander Esch, LB

Games/Starts: 2023-4/4 Career-70/64  
Playoffs: 2022-2/2 Career-5/5

	Solo	Tackles		Sks/ Yds	Tkl/ Loss	QB Prs	PBU	FF-FR
		Asst	Tot					
Last Game.....	4	3	-	7				0-1
2022.....	13	10	-	23		2	13	0-1
Career.....	367	178	-	545	3.5(-23)	12(-25)	18	3-1

	No.	Interceptions				Fumble Recoveries				
		Yds.	Avg.	Lg	TD	No.	Yds.	Avg.	Lg	TD
Last Week.....						1	11	11.0	11t	1
2023.....						1	11	11.0	11t	1
Career.....	3	63	21.0	28t	0	1	11	11.0	11t	1

	Special Teams							
	Solo	Asst	Tot	FF	FR	BP	BFG	BXP
Career.....	1	2	-	3				

- Served as the defensive captain in Week 3.
- at N.Y. Giants (9/10)** Logged six tackles and two hurries. Part of a defense whose 40-0 victory marked the largest shutout in Cowboys history and the largest shutout in a NFL season opener since 1999 when Pittsburgh defeated Cleveland 43-0.
- vs. N.Y. Jets (9/17)** Posted four stops.
- at Arizona (9/24)** Made six tackles.
- vs. New England (10/1)** Led the defense with seven tackles and returned his first career fumble 11 yards in the second quarter for his first career touchdown.

## 42 Deuce Vaughn, RB

Games/Starts: 2023-4/0 Career-4/0

	Rushing					Receiving				
	Att.	Yds.	Avg.	Lg	TD	Rec.	Yds.	Avg.	Lg	TD
Last Game.....	8	9	1.1	3	0	1	2	2.0	2	0
2023.....	17	33	1.9	13	0	4	18	4.5	11	0

- at N.Y. Giants (9/10)** Made his NFL debut on special teams and on offense, where he carried the ball six times for eight yards - his first career stats - in the fourth quarter.
- vs. N.Y. Jets (9/17)** Recorded his first career receptions - three for 16 yards - while also adding three runs for 16 yards.
- at Arizona (9/24)** Played on special teams.
- vs. New England (10/1)** Rushed eight times for nine yards and caught one pass for two yards.

## 54 Sam Williams, DE

Games/Starts: 2023-4/0 Career-19/0  
Playoffs: 2022-2/0 Career-2/0

	Solo	Tackles		Sks/ Yds	Tkl/ Loss	QB Prs	PBU	FF-FR
		Asst	Tot					
Last Game.....				1.0(-7)				
2023.....	0	3	-	3	1.0(-7)	5		
Career.....	12	10	-	22	5.0(-33)	7(-15)	1	1-3

- at N.Y. Giants (9/10)** Had two stops and three hurries. Part of a defense whose 40-0 victory marked the largest shutout in Cowboys history and the largest shutout in a NFL season opener since 1999 when Pittsburgh defeated Cleveland 43-0.
- vs. N.Y. Jets (9/17)** Added two quarterback hurries.
- at Arizona (9/24)** Assisted on a tackle.
- vs. New England (10/1)** Collected his first sack of the season

## 6 Donovan Wilson, S

Games/Starts: 2023-2/1 Career-53/31  
Playoffs: 2022-2/2 Career-3/3

	Solo	Tackles		Sks/ Yds	Tkl/ Loss	QB Prs	PBU	FF-FR
		Asst	Tot					
Last Game.....	4	2	-	6				
2023.....	7	3	-	10	1(-5)	1		
Career.....	157	58	-	215	8.5(-60)	7(-16)	13	5-3

	No.	Interceptions				Fumble Recoveries				
		Yds.	Avg.	Lg	TD	No.	Yds.	Avg.	Lg	TD
Career.....	3	0	0.0	0	0	2	0	0.0	0	0

	Special Teams							
	Solo	Asst	Tot	FF	FR	BP	BFG	BXP
Career.....	10	1	-	11				

- at N.Y. Giants (9/10)** and **vs. N.Y. Jets (9/17)** Inactive/Injured-Calf.
- at Arizona (9/24)** Made his season debut to the tune of four tackles, a tackle for loss and a quarterback pressure.
- vs. New England (10/1)** Tied for second on the defense with six stops.